



CHIEFS KINGDOM

2018 MEDIA GUIDE





KANSAS CITY CHIEFS

Table of Contents

Communications	03	Major Arrowhead Events	452
Staff	03	Player & Coach History	452
Founder	04	All-Time Alphabetical Roster	453
Chairman	06	All-Time Roster by Colleges	470
Executives	10	All-Time Numerical Roster	471
Coaching Staff	26	All-Time Coordinators & Assistant Coaches	481
Coaching Support Staff and Assistants	60	All-Time Practice Squad	484
Personnel and Scouting	61	All-Time Starting QBs	488
Football Support	80	Game-by-game Starting QBs	490
Equipment	80	All-Time Drafts	499
Video	80	Playoff History	507
Grounds Crew	81	Playoff Game Summaries	509
Athletic Training	81	AFC Championship Game Results	538
Staff	82	NFC Championship Game Results	539
Chiefs Radio Network	89	Super Bowl Results	540
2018 Chiefs Training Camp	90	Honors	541
Chiefs Preseason TV - A 65TPT Production	91	Pro Football Hall of Fame	541
Tico Sports - Chiefs Spanish Football Radio Network	92	Chiefs in the Pro Football Hall of Fame	542
Players	94	Other Pro Football Hall of Famers	553
History	340	Chiefs Hall of Fame	556
Chiefs History	341	Mack Lee Hill & Derrick Thomas Awards	569
Chiefs Logo History	363	NFL Man of the Year Award	570
Chiefs Uniform History	364	Pro Bowl Selections	571
Origin of the term "Super Bowl"	368	All-Time Honors	571
Head Coaching History	369	All-Time Honors	572
Yearly Stats	369	All-League, All-Conference Honors	576
Yearly Stats 2010s	370	Retired Jerseys	581
Yearly Stats 2000s	378	AFL All-Star Selections	582
Yearly Stats 1990s	388	Records	583
Yearly Stats 1980s	398	Chiefs Individual Records	584
Yearly Stats 1970s	408	Team Records	604
Yearly Stats 1960s	418	Team Defensive Records	617
All-time review	428	Opponent Records	624
Attendance and Records	428	Chiefs Individual Playoff Records	626
All-Time Attendance	429	Chiefs Team Playoff Records	630
Attendance Records & Home/Road Records	430	Playoff Team Defensive Records	632
Chiefs vs. AFC West	431	Playoff Opponent Records	634
Chiefs vs. NFC & Chiefs on MNF	432	Superlatives	636
Chiefs vs. the NFL	433	Opponents' Superlatives	637
Chiefs in Overtime & Other Primetime Contests	445	All-Time Miscellaneous Scores	647
Governor's Cup Series & Thanksgiving Day Games	446	Year-By-Year Leaders	654
Chiefs in the American Bowl	447	Career Leaders	668
Stadium History	447	Longest Plays	677
Homes of the Chiefs	448	Big Yardage Days	681
Arrowhead's Football Tradition	450	Chiefs Record When...	684
College Football at Arrowhead	451		

COMMUNICATIONS CONTACTS AND INFORMATION



TED CREWS
VICE PRESIDENT OF
COMMUNICATIONS



BRAD GEE
DIRECTOR OF FOOTBALL
COMMUNICATIONS



LUKE SHANNO
CORPORATE
COMMUNICATIONS
MANAGER



CYDNEY RICKER
MANAGER OF FOOTBALL
COMMUNICATIONS AND
ADMINISTRATION



JORDAN TRGOVAC
COMMUNICATIONS
ASSISTANT

CONTACT INFORMATION

STAFF MEMBER	OFFICE PHONE	EMAIL ADDRESS
Ted Crews	(816) 920-4359	tcrews@chiefs.nfl.com
Brad Gee	(816) 920-4349	bgee@chiefs.nfl.com
Luke Shanno	(816) 920-4351	lshanno@chiefs.nfl.com
Cydney Ricker	(816) 920-4352	cricker@chiefs.nfl.com
Jordan Trgovac	(816) 920-4353	jtrgovac@chiefs.nfl.com
	PR Phone: (816) 920-4352	PR Fax: (816) 923-4719

MEDIA GUIDE & MEDIA WEBSITE

The site is designed to be a one-stop-shop for all users, providing the standard media guide materials, as well as featuring an in-game statistics monitoring platform using official NFL statistics through GSIS. The site offers users the opportunity to generate a full PDF of updated material, including player biographies and records throughout the season.

MEDIA POLICIES

Arrowhead Info: The Press Box and Radio Booths at Arrowhead are located on the Press Level (Level 9). Enter the Tower Gate on the south side of the stadium. Use the west elevators to access Level 9. The Press Box and Radio Booths are located directly off the elevators. The network television booth can be accessed via the Broadcast Lounge located on the Plaza Level (Level 3).

Media Will Call Location: Media will call is in a ticket window on the south side of Arrowhead Stadium located to the left of the Tower Gate entrance.

Photo Work Room: The Photo Work Room is located in the E-Tunnel up a short set of stairs on the left hand side as you're approaching the field.

Credential Requests: The link to the Chiefs Media Credential Request Application can be found by visiting NFLONG.com. All requests must be submitted by 5 p.m. at least 5 days prior to the day of the game.

Practice: During the regular season, local media is permitted to attend practice for stretching and individual drills Wednesday through Friday. Check with Chiefs Communications on specific times and policies.

Interview Requests: All interview requests for General Manager Brett Veach, Head Coach Andy Reid, the coaching staff and team executives should be made well in advance to Ted Crews. All other interview requests may be made to any member of the Chiefs Communications staff.

Head Coach Availability: Head Coach Andy Reid is available to the media on Wednesday and Friday during the week, in addition to his weekly press conference on Mondays. Days and times are subject to change. Please check with the Chiefs Communications staff for updates.

Player Availability: During the regular season, players are available to the media for a minimum of 45 minutes following the conclusion of practice each day. Requests for one-on-one interviews and other special requests should be coordinated through Chiefs Communications in advance.



LAMAR HUNT

FOUNDER

BORN: AUGUST 2, 1932



The National Football League and the American sports community lost a true treasure on December 13, 2006 when Chiefs Founder Lamar Hunt passed away in Dallas, Texas, at the age of 74.

Hunt was originally diagnosed with prostate cancer in 1998 and quietly underwent many treatments and surgeries over the next eight years. He maintained his active schedule until entering the hospital for the final time on Nov. 22, 2006. He is survived by his wife, Norma, and four children; Lamar Jr., Sharron, Clark and Daniel. He was also the proud grandfather of 15 grandchildren.

Hunt is universally recognized as one of the greatest sportsmen in American history. No one would have savored the 50th anniversary celebrations for the American Football League and the Chiefs franchise in 2009 or the celebration of the team's 50th season in Kansas City during 2012 more than Hunt, the individual who served as the guiding force behind the formation of both football entities.

Hunt served as a positive influence on the game for 47 years dating back to his inception of the American Football League in 1959. He was the first AFL figure to be enshrined into the Pro Football Hall of Fame in 1972, a remarkable feat considering he became involved in the game just 13 years earlier.

As the catalyst who brought together the whimsically named "Foolish Club" comprised of the eight original AFL owners, Hunt's "impossible dream" became a reality when his fledgling league took the field for the 1960 season. On June 8, 1966, the AFL-NFL merger was announced by NFL Commissioner Pete Rozelle, and on Jan. 15, 1967, Hunt's Kansas City Chiefs were participating in the inaugural Super Bowl.

"Before there was a player, coach or a general manager in the league, there was Lamar Hunt," late Patriots owner William Sullivan remarked at Hunt's Hall of Fame induction ceremony. "Hunt was the cornerstone, the integrity of the league. Without him, there would have been no AFL."

Despite his many accomplishments, Hunt's humility was one of his most unwavering and endearing traits. While he modestly declined to take credit for his efforts, he truly played an important role in the design, ongoing development and direction of the modern-day National Football League.

Whether it was serving as the central figure behind the formation of the AFL, playing a key role in the AFL-NFL merger talks in the 1960s, or overseeing many crucial issues concerning pro football and the Chiefs franchise over five decades, few individuals helped change the face of America's favorite game for the better as much as this quiet Texan.

In addition to being a principal negotiator in the merger of the AFL and NFL in the late 1960s, he was a contributor to the design of the NFL playoff format. He is also credited with unintentionally putting the name "Super Bowl" on the NFL's championship game — the name coming from his children's toy "Super Ball." It was Hunt who not only recommended enumerating each Super Bowl with Roman numerals, but he also suggested that the league's iconic championship trophy bear the name of Vince Lombardi.

For years, he was an advocate of the two-point conversion — a college and AFL rule that was finally adopted by the NFL in 1994. Hunt had also lobbied for many years that an additional Thanksgiving game be added to the NFL schedule, efforts that were rewarded when the Chiefs hosted the first-ever Thanksgiving contest at Arrowhead in 2006.



Chiefs Founder Lamar Hunt holds for his son, future Chiefs Chairman and CEO Clark Hunt.

When Arrowhead Stadium re-opened in 2010, Hunt's legacy was honored in Founder's Plaza, an expansive outdoor area that forms a dramatic entrance to the north side of the facility. A nine-foot heroic statue of Hunt stands as a tribute to the Chiefs late founder. In addition, eight fountains for the original eight AFL franchises symbolize Lamar's innovation and dedication to growing the game of football.

Perhaps Hunt's biggest influence on the league was his quiet, yet persuasive voice of reason. Hunt's name is rightfully mentioned alongside other legendary family surnames in pro football history such as Halas, Mara and Rooney for his commitment to putting the betterment of the league ahead of any potential individual gain. His AFL model for the equal sharing of television revenue has helped maintain competitive balance in the NFL for many years.

As the founder of the AFL, he helped pave the way for much of the modern growth of pro football. Possibly the greatest tribute to his contributions to the sport was the naming of the Lamar Hunt Trophy, which is presented annually to the champion of the American Football Conference.

The early days of the AFL were problem-filled and often tenuous, but Hunt saw his Dallas Texans achieve on-field success. In 1962, the Texans won the AFL Championship with a double-OT victory over the Houston Oilers, the first of three titles won by his franchise during the league's 10-year existence.

Hunt moved his team to Kansas City in 1963, where the organization was renamed the Chiefs. His team truly put Kansas City on the "big-league" map, thanks to a star-studded squad that was the winningest in the 10-year history of the AFL. The Chiefs were among the first teams to scout and sign players from historically black colleges and universities, a progressive approach that yielded key performers such as DT Buck Buchanan, LB Willie Lanier, WR Otis Taylor and CB Emmitt Thomas.

Hunt's team repeated as league champions in both 1966 and 1969. The Chiefs claimed Kansas City's first major sports championship by defeating Minnesota in Super Bowl IV. In the late 1960s, Hunt was closely involved in the original plans for Arrowhead. While other venues of a similar vintage have long since been demolished, Arrowhead serves as a point of pride for Kansas City.

Thanks in large part to the vision and lobbying efforts of Hunt, Jackson County (Missouri) voters approved a 3/8 cent sales tax in April of 2006. That measure raised \$250 million for renovation efforts at Arrowhead. Hunt's longtime dream of hosting a Super Bowl in Kansas City appeared to become a reality when NFL Commissioner Paul Tagliabue announced on November 16, 2005 that NFL owners had passed a proposal to bring the NFL's championship game to Kansas City in February of 2015.

Unfortunately, a provision in the April 2006 election that would have resurrected the "rolling roof" concept for Arrowhead Stadium did not pass. The "rolling roof" was part of Hunt's initial vision for Arrowhead in the 1960s. In its 21st century incarnation, the "rolling roof" would have provided a climate-controlled facility suitable for hosting the Super Bowl, the Final Four and other major events.

Hunt also worked diligently to bring college football to Kansas City. Arrowhead hosted the Dr Pepper Big 12 Conference Championship Game for the fifth time in 2008. In addition to numerous other college football games, Arrowhead also served as a venue for international soccer matches thanks to Hunt.

During the 1990s, Hunt took great pride in his franchise's on-field resurgence as Kansas City compiled a 102-58 (.638) regular season record. Under Hunt's stewardship, the Chiefs developed an intensely-loyal fan following, not just in mid-America, but across the country and around the globe. Kansas City represented the NFL in four American Bowl contests — Berlin, Germany (1990), Tokyo, Japan (1994, 1998) and Monterrey, Mexico (1996) and has since gone on to host a game in London (2015).

Nicknamed "Games" during his childhood, Hunt's love of sports was his true lifeblood, an enthusiasm which led to his involvement in six different professional sports leagues and seven sports franchises. Hunt was involved in the development of both NASL and World Championship Tennis.

Hunt was inducted into the respective Halls of Fame of

both United States Soccer (1982) and International Tennis (1993). He was also honored by the state Sports Halls of Fame of both Texas (1984) and Missouri (1995). In total, Hunt has been selected to 11 "Halls of Fame." In 2008, Hunt's bust was added to the "Hall of Famous Missourians" at the state capitol in Jefferson City, Missouri.

In 1981, Hunt was inducted into the NFL Alumni Association's prestigious Order of the Leather Helmet. He also received the Francis J. "Reds" Bagnell Award from the Maxwell Club in 1993.

In August of 2009, the Lamar Hunt Super Bowl Gallery officially opened at the Pro Football Hall of Fame in Canton, Ohio. This 4,000-square foot exhibit showcases the greatest moments in Super Bowl history¹⁹⁹ and is appropriately named after the individual who gave the world's biggest single-game sporting spectacle its current moniker.

In October of 2009, the Missouri DOT officially designated a stretch of I-435 near the Truman Sports Complex as the "Lamar Hunt Memorial Highway."

Truly a sportsman for all seasons, Soccer America Magazine named Hunt one of its "25 Most Influential People" in 1999 after the 95-year-old U.S. Open Cup was renamed the "Lamar Hunt U.S. Open Cup." That same year he also received the U.S. Soccer Federation Hall of Fame Medal of Honor, joining former U.S. Soccer President Alan Rothenberg as the only other individual to earn that prestigious distinction. In 2005, the U.S. Soccer Foundation honored Hunt with its Lifetime Achievement Award.

The Hunt family served as the Investor/Operators of the Kansas City Wizards (Sporting KC) franchise of Major League Soccer from 1995-2006 and claimed the 2000 MLS Cup. The Hunt family served as the Investor/Operators of the Kansas City Wizards (Sporting KC) franchise of Major League Soccer from 1995-06 and claimed the 2000 MLS Cup. They also founded and operated the Columbus Crew for 18 years, eventually selling the operating rights of the Crew in 2013. The Hunt family still oversees the operations of F.C. Dallas. Hunt was also one of the founding investors in the six-time World Champion Chicago Bulls of the National Basketball Association. In total, the Hunt family owns 15 championship rings from five different professional sports associations (AFL/NFL, MLS, NBA, NASL and the U.S. Soccer "Open Cup").

A highly-successful businessman outside of sports, one of Hunt's most notable innovations was SubTropolis, the world's largest underground business complex, located just north of Arrowhead. Hunt also envisioned and developed Worlds of Fun, a 165-acre family entertainment complex which opened in 1973, as well as the 60-acre family water recreation park, Oceans of Fun, which was completed in 1982. While both of those entities were sold in 1995, Hunt Midwest Enterprises continues to oversee a diverse range of business interests.

Hunt was born on Aug. 2, 1932 in El Dorado, Arkansas, and graduated from SMU with a B.S. in Geology in 1956. While at SMU, he was a three-year reserve end on the varsity football team. Hunt was an avid supporter of his alma mater and was an annual fixture at the Cotton Bowl. In May of 2008, he was posthumously inducted as one of four inaugural members of the SMU Athletics Hall of Fame.

Hunt's wife, Norma, continues to be involved in numerous philanthropic and civic efforts in Texas and in Kansas City. She owns the distinction of being the only woman known to have attended all 51 Super Bowls, and was selected to preside over the coin toss at Super Bowl XLI along with Hall of Fame QB Dan Marino.



CLARK HUNT

CHAIRMAN & CEO



CHAIRMAN & CEO: 2010-18



Clark Hunt has been involved in the leadership of the Kansas City Chiefs for nearly two decades and currently serves as the club's Chairman and CEO.

In January 2013, Hunt hired Head Coach Andy Reid and modified the leadership structure of the organization, announcing that for the first time in club history, the head coach, the general manager and the team president would all report directly to the Chairman and CEO.

In the club's past five seasons with Reid at the helm, the Chiefs have qualified for the playoffs four times and have won more games (53) than any other new coach in that amount of time in franchise history. Off the field, the Chiefs have made significant strides developing the fan experience, utilizing new technologies and innovative ideas.

In 2013, Hunt and the Chiefs enjoyed a record-setting resurgence en route to a return to the NFL postseason. Kansas City set a franchise record for the best single-season turnaround in the organization's 58-year history as the team finished with an 11-5 record — a nine-win improvement from the 2012 season.

Following the dramatic turnaround in 2013, Hunt was named the 2014 Waddell & Reed Executive of the Year by the Kansas City Sports Commission for his outstanding leadership in the Kansas City sports community.

The Chiefs returned to the postseason following the 2015 season, which saw a historic turnaround from a 1-5 record to a franchise-record 10-game win streak to close out the season. The club went on to a 30-point shutout victory at Houston in the Wild Card round of the playoffs, marking the franchise's first postseason victory in more than 20 years.

The Chiefs secured a spot in the NFL postseason for the second-consecutive season in 2016, finishing with a 12-4 record and winning the AFC West for the first time since 2010. The 12-4 mark was the club's best finish since going 13-3 in 2003, earning a first-round bye and an AFC Divisional Game at Arrowhead Stadium. Kansas City swept the AFC West in 2016, the first time since 1995 that the club went undefeated in the division. The team appeared in a league-high six primetime contests during the year.

Prior to the start of the 2017 season, Hunt extended Reid's contract, making him the longest-tenured Chiefs head coach since Dick Vermeil's five-year stint (2001-05). On July 10, 2017, Hunt made a change in the leadership of the personnel department, naming Chiefs Co-Director of Player Personnel Brett Veach as the seventh General Manager in franchise history.

With Reid and Veach at the helm, the 2017 Chiefs secured back-to-back AFC West titles for the first time in franchise history and qualified for the playoffs for the third-

consecutive season, marking the first time the club has reached the postseason in three-straight years since a stretch of six-straight appearances from 1990-95.

Hunt's proven business acumen, coupled with two decades of experience working side-by-side with his father, American sports pioneer and Chiefs Founder Lamar Hunt, helped shape his vision for the storied franchise.

"Our fans are the foundation of the Chiefs. Our goal is to provide them with a team that can consistently compete for championships and the best gameday experience in the National Football League," Hunt said.

To meet that goal, Hunt and his family committed \$125 million to the renovation of Arrowhead Stadium — an extensive modernization project that will keep Kansas City "The Home of the Chiefs" for decades to come. The \$375-million renovation, which was completed in 2010, provides Chiefs fans with the first-class amenities of the finest sports venues in the world while maintaining the distinct soul and mystique that makes Arrowhead one of the most iconic stadiums in the NFL.

Hunt is also focused on improving the gameday experience for Chiefs fans. In 2013, the Chiefs installed a new stadium-wide Wi-Fi network and launched the Chiefs Mobile application, enabling fans to connect to their team and to each other in new, unique ways. Prior to the 2017 football season, the Wi-Fi access points inside the seating bowl were upgraded for a better in-stadium mobile experience. In 2017, the club was honored by the *Kansas City Business Journal* as a Champion of Business, recognizing leadership within industry, innovation and commitment to giving back to the community.

Over the last several years, Hunt has emerged as a leading voice among NFL owners. Hunt was one of 10 NFL owners charged by Commissioner Roger Goodell with negotiating the NFL's new Collective Bargaining Agreement which was completed in 2011. Goodell praised Hunt's ability to find creative compromises throughout the process and for his leadership in the negotiations.

"[Clark] had a critical role in getting [the] agreement completed and getting us back to football," Commissioner Goodell said in August 2011. "He is very credible, very smart and has a very strong ability to listen and find solutions. He was very effective with both sides. The players clearly expressed that to me, and the owners have expressed that to me. He has, obviously, not only my respect but, obviously, the respect of everyone involved in the negotiations."

In 2006, Hunt was asked to serve on the eight-member Commissioner Search Committee which recommended Goodell as the successor to then-Commissioner Paul

Tagliabue. In 2007, Commissioner Goodell appointed Hunt to the NFL's Digital Media and International Committees, as well as the Executive Committee of the NFL Management Council. In 2011, Hunt was named Chairman of the International Committee and joined the league's Finance Committee. In 2015, Hunt was named as one of six members to the NFL's Committee on Los Angeles Opportunities. The committee evaluated various aspects of the league's potential return to Los Angeles, which came to fruition in early 2016 as the St. Louis Rams relocated to Los Angeles, the city where they spent 48 years (1946-1994) playing professional football. Hunt also serves on the league's Conduct, Compensation, and Chairmen's committees.

As Chairman of the International Committee, Hunt has played a key role in expanding the league's international efforts and the NFL's footprint overseas. The league has hosted a regular-season contest in London's iconic Wembley Stadium since 2007. In response to the overwhelming demand from NFL fans in the United Kingdom, the league expanded the NFL London Game Series to feature two games in 2013, three games in the 2014, 2015 and 2016 seasons and four games in 2017. In 2015, the Chiefs hosted the Detroit Lions in the final of three London games at Wembley Stadium, leaving the UK with a 45-10 victory. The league will host three games in London in 2018, including two at Wembley Stadium and one at the new Tottenham Hotspur Stadium which was developed through a partnership between the NFL and the English Premier League club. At the conclusion of the 2018 season, 30 teams will have played a total of 24 London contests.

On November 19, 2018, the Chiefs will travel to Mexico City to play in the club's second regular season international contest, an away game vs. the Los Angeles Rams on ESPN's Monday Night Football. The game will mark the third-consecutive year with an NFL Mexico contest at Estadio Azteca in the country's capital city.

In addition to his work at the league level, Hunt and his family continue to innovate and invest in new ways to reach fans. In 2013, after more than a year in development, the Hunt family debuted the first phase of the Arrowhead Art Collection, highlighting regional artwork while promoting culture, providing educational opportunities and engaging the community in a way that touches individuals of all ages and walks of life. In total, 35 pieces of art have been installed at Arrowhead Stadium, combining two parts of the cultural fabric of Kansas City — sports and the arts — inside a regional architectural masterpiece in its own right, Arrowhead Stadium.

The Dallas, Texas, native is also a founding investor-operator in Major League Soccer. Hunt serves as Chairman of Hunt Sports Group and FC Dallas. Hunt and his family were instrumental in bringing professional soccer to Kansas City, founding a charter franchise, the Kansas City Wizards, later renamed Sporting Kansas City. Hunt Sports Group sold the Kansas City franchise to local investors in 2006. In 2013, Hunt Sports Group sold the operating rights of the Columbus Crew franchise after founding the club and 18 years of ownership. Hunt is actively involved in the continued growth of MLS and serves as a member of the MLS Board of Governors, and Commissioner Don Garber's Executive Committee, and he is chairman of the competition committee.

Since 2000, Hunt Sports Group has celebrated 10 championships with three different MLS clubs, including the 2000 (Kansas City) and 2008 (Columbus) MLS Cup Championships. Hunt Sports Group clubs also claimed the Lamar Hunt U.S. Open Cup in 2002 (Columbus), 2004

(Kansas City) and 2016 (Dallas), and earned the MLS Supporters' Shield – awarded to the MLS club with the best regular-season record – five times.

Hunt Sports Group has also been at the forefront of stadium development in the United States. In 1999, the Hunt family constructed Crew Stadium in Columbus, Ohio – the first soccer-specific stadium in the United States. In 2005, Hunt Sports Group opened Toyota Stadium in Frisco, Texas, which is widely regarded as one of the world's most unique soccer facilities. The stadium has served as a model for soccer-specific stadiums in North America and will serve as the new home of the National Soccer Hall of Fame, which is scheduled to open on October 20, 2018 as part of a \$40 million renovation to Toyota Stadium.

Hunt graduated first in his class at Southern Methodist University in 1987, earning a degree in business administration with a concentration in finance. He was a two-time recipient of the university's highest academic honor, the Provost Award for Outstanding Scholar. During his career, he was a four-year letterman on the Mustangs' nationally ranked soccer team, earning first-team Academic All-America honors as a junior and senior and serving as a tri-captain his final season. He was named one of the SMU Cox School of Business Outstanding Young Alumni in 2004, and in 2005, he was appointed to the Cox School Executive Board of Trustees. Hunt currently serves on the SMU Board of Trustees.

Clark Knobel Hunt graduated from the St. Mark's School of Texas in 1983. He is married to the former Tavia Shackles of Kansas City. The Hunts are actively involved in numerous philanthropic initiatives in both Kansas City and Dallas, including Harvesters and Lift Up America, as well as the annual Chiefs Charity Game.

In its 35th year, the Chiefs Charity Game is one of the many Kansas City traditions started by the Hunt family and is the longest-running and most successful charity game in the NFL. Last year's game, the final installment of a three-year partnership benefitting The Children's Place, raised a record \$848,000. The initiative has netted more than \$8 million for various charities over the last 15 years and has generated more than \$13 million since its inception. In September of 2017, the Chiefs announced that Cornerstones of Care, a Kansas City-based youth and family advocacy organization, will be the next Chiefs Charity Game beneficiary. The club was named 2016 Business Philanthropist of the Year by Nonprofit Connect, an association linking the nonprofit community to education, resources and networking opportunities so organizations can more effectively achieve their missions.

In 2017, the Chiefs and the Hunt Family Foundation were voted a finalist for the prestigious Robert Wood Johnson Foundation Sports Award, recognizing the influence of sports in inspiring healthy change in communities through innovation and collaboration. Hunt was also honored as the ownership representative to win a Steinberg-DeNicola Humanitarian Award for using the NFL's platform and his own personal efforts to drive change in peoples' lives for the better.

The Hunt family continues its support of many city and team-themed traditions that were established under the leadership of franchise Founder Lamar Hunt. Included in this list of Hunt family traditions are the 101 Awards — Kansas City's Salute to Professional Football, which celebrated its 48th edition in 2018, 50-plus years of the Chiefs Kickoff Luncheon and more than a quarter-century of Red Friday celebrations.

In addition to legacy events, the Chiefs and Hunt Family Foundation continue to identify ways to make a difference in the community. As a founding sponsor for City Year

Kansas City in 2015, the Hunt Family Foundation supported a team of AmeriCorps members at Central Middle School in Kansas City. These members serve as full-time tutors and mentors for youth at the school and are part of a larger network of 58 AmeriCorps members at six different schools in the Kansas City Public School District.

As part of the Chiefs celebration of 50 years in Kansas City in 2012, Hunt served as the featured speaker at the 10th Annual American Royal Business and Scholarship Luncheon, joining scholarship winners and the business community to kick off the American Royal Season, which has been a Kansas City tradition since 1899.

In September 2012, the Hunts served as honorary chairs for the 2012 "Treads & Threads" charity event benefiting The University of Kansas Health System. In April 2013, Hunt and his family received the Metropolitan Community

College 'Five Star Award' for their significant contributions to the Kansas City community over the last five decades. Hunt was also recognized as a Community SuperStar by the Jewish Community Center of Greater Kansas City for his commitment to the city through athletics and charitable giving in 2013.

In October 2013, Clark and Tavia Hunt served as honorary co-chairs of the Kemper Museum Gala and served as Honorary Chairs for the 2015 United Way Annual Luncheon. They also served as Honorary Co-Chairs at the 2016 JDRF Dream Gala and were Honorary Chairs for the 2018 MOCSA Community Luncheon. In June of 2017, the Hunt Family Foundation and the Kansas City Chiefs were honored with the Partner in Excellence Award for The University of Kansas Health System Hall of Fame.

The Hunts have three children - Gracelyn, Knobel and Ava.



MARK DONOVAN

PRESIDENT



20TH YEAR IN NFL
10TH YEAR WITH THE CHIEFS

Entering his 20th season in the National Football League and his 10th season in Kansas City in 2018, Mark Donovan was named the fifth president in Chiefs history in January 2011 after serving two years as the club's chief operating officer. As president, Donovan is responsible for all aspects of the club's business operations and reports directly to Chairman and CEO Clark Hunt.

Donovan brings unique experience and perspective to the team. He is one of only a few executives league-wide who has worked both at the NFL league office and for a club, with valuable perspective and strong relationships both in the Kansas City area and on a national level.

Building on the direction of the Hunt family and Founder Lamar Hunt, Donovan has led a renewed focus on the Chiefs fan experience. The team has emerged as a league leader in fan engagement with a focus on introducing technology-based solutions and celebrating the traditions and fan rituals that make Arrowhead special.

During Donovan's tenure, the Chiefs have invested heavily in enhancing the in-stadium experience for fans at Arrowhead. Those features include a stadium-wide Wi-Fi network and the Chiefs Mobile app, offering fans a fully integrated mobile experience at their fingertips. The free app puts live video, including in-game highlights and replay, in the palm of your hand. It includes access to NFL Red Zone, providing the ability to get highlights from around the NFL on game day. The app also offers location services, customer relations issue reporting, as well as in-game statistics, player and coach biographies, news, videos, photos and much more. Prior to the 2017 season, through a partnership between the NFL and Intel Sport Group, the Chiefs introduced "FreeD" video technology at Arrowhead Stadium. A new form of volumetric video, "FreeD" creates all-new ways to watch video and replays through a network of 38 in-stadium cameras.

After introducing ticketless technology in 2012-13, the Chiefs expanded to mobile ticketing for the 2015 season, allowing fans to manage their accounts and tickets from their phones while still having access to membership benefits such as exclusive content and a points-based rewards program, Chiefs Kingdom Rewards. In 2015, the club announced the expansion of the rewards program to all fans worldwide. This enables Season Ticket Members and non-Season Ticket Members alike the opportunity to earn rewards points for simply being a Chiefs fan. Those points can be entered daily for unique prizes and experiences. In 2017, the Chiefs introduced the Bud Light Game Day Pass, a digital-only season pass, designed to create access for fans and test a new technology experience.

Since his arrival in 2009, Donovan has led a focus on expanding the media presence of the Chiefs. Kansas City's award-winning production group, 65 Toss Power Trap Productions, has continued a trend of program expansion on chiefs.com and through local broadcast partners with six web-based programs, as well as channels dedicated to press conferences, highlights and community events. Chiefs content, including the team's four preseason broadcasts, is delivered to more than five million total television households across seven states (Missouri, Kansas, Nebraska, Oklahoma, Arkansas, Iowa and Illinois) through the club's affiliate network.

Under Donovan's leadership, the Kansas City Chiefs partnered with The University of Kansas Health System, bringing a comprehensive healthcare program to the organization, encompassing its players, staff and fans. Besides providing care to the team, The Center for Sports Medicine at The University of Kansas Health System Training Complex is open to the public to serve athletes of all ages.

In 2015, the Chiefs participated in the NFL's International Series with a 45-10 victory over the Detroit Lions at Wembley Stadium on November 1. Several fan initiatives were designed to bring together Chiefs fans from around the world, including a pub party at The Admiralty in London's Trafalgar Square, which was highlighted by Chiefs Chairman and CEO Clark Hunt serving as celebrity bartender for fans and Season Ticket Members. The club will be featured in its second international contest in 2018 as the Chiefs will take on the Los Angeles Rams at Estadio Azteca in Mexico City as part of the NFL's Mexico series on Monday, November 19 on ESPN's Monday Night Football.

In addition to connecting Chiefs fans to the team they love, Donovan has overseen a period of tremendous business growth, re-establishing Arrowhead Stadium as a best-in-class venue for sports and entertainment. He serves as the President of Arrowhead Events, LLC, the special events arm of the Kansas City Chiefs. Arrowhead Events has seen exponential growth over the past eight years, bringing a number of major events to Kansas City. Since Donovan's arrival in 2009, U2, the Rolling Stones, Guns N' Roses, Kenny Chesney, Taylor Swift and One Direction have all headlined concert stops at Arrowhead Stadium. In addition, Arrowhead has played host to three international soccer matches, an NCAA FBS match-up between the University of Missouri and Brigham Young University and multiple Fall Classic contests, featuring regional NCAA Division II football teams. The venue also hosted the largest barbecue competition in the country, bringing the four-day American Royal World Series of Barbecue to the Truman

Sports Complex. The 2018 Arrowhead Events calendar features three concert stops, including Chesney, Swift and Ed Sheeran.

In his time in Kansas City, Donovan has also created a new approach to sponsorships, setting a strategy to partner with companies which share the vision, qualities and values of the Kansas City Chiefs. This strategy has resulted in partnerships that are not only mutually beneficial to the Chiefs and the corporations but to Chiefs fans and the Kansas City community. In 2017, the Chiefs were recognized by the Kansas City Business Journal as a Champion of Business for leadership within industry, innovation and commitment to giving back to the community.

Locally, the Chiefs continue to be a major economic leader in the Kansas City community. Chiefs games and other events at Arrowhead Stadium generate more than \$625 million annually, including \$273 million in household income. They also support nearly 6,000 jobs and provide \$17 million in annual tax revenue for the State of Missouri. In January 2018, Donovan announced a one-year extension with Missouri Western State University that will keep St. Joseph, Missouri, the home of Chiefs Training Camp presented by Mosaic Life Care through the summer of 2018, with a mutual option to extend to 2019. Since training camp moved to St. Joseph in 2010 more than 300,000 people have seen the Chiefs practice at Missouri Western State University.

His leadership extends to the community, where he has initiated a more strategic approach to the Chiefs charitable giving and community involvement, allowing the team to focus resources for greater impact to the community. This approach has identified a handful of causes: feeding the hungry in the region, children's health and wellness initiatives and providing support for families and children in crisis. The Chiefs Charity Game, one of the many Kansas City traditions started by the Hunt family, is the longest-

running and most successful charity game in the National Football League. Last year's game, the final of a three-year relationship benefitting The Children's Place, raised an event-record \$845,000 while more than \$8 million has been raised over the past 15 years. The club was named the 2016 Business Philanthropist of the Year by Nonprofit Connect, an association linking the nonprofit community to education, resources and networking so organizations can more effectively achieve their missions.

Donovan is also personally committed to the community, serving in numerous civic and charitable leadership roles, including two terms as the inaugural Board Chair for City Year Kansas City beginning in 2016. He and his wife, Kathy, served as Honorary Chairs for the 2017 Kansas City Repertory Theatre's Fearless Fete. He joined University of Kansas Men's Basketball Coach Bill Self to headline the KVC Hero Luncheon in 2015 and was a featured speaker at the J.A. Vickers Sr. and Robert F. Vickers Sr. Lecture Series for the University of Kansas School of Business.

Donovan arrived in Kansas City after six years with the Philadelphia Eagles as Senior Vice President of Business Operations (2003-08).

Prior to joining the Eagles, Donovan held leadership roles as the NFL's Senior Director of Sales and Marketing (1999-2003) and the Director of Sales and Marketing for the National Hockey League (1997-99). He also brings seven years of experience in the private business sector.


The Pittsburgh, Pennsylvania, native graduated from Brown University with a double major in political science and organizational behavior/management. He captained the Brown football squad as the team's quarterback and signed with the New York Giants as a free agent upon graduation.

He and his wife, Kathy, have two children and reside in Kansas City.



ANDY REID

HEAD COACH



27TH YEAR IN NFL
6TH YEAR WITH THE CHIEFS
20TH YEAR NFL HEAD COACH



REID'S FOOTBALL CAREER

1979-82	BYU	Tackle/Guard ('79-81) Graduate Assistant ('82)
1983-85	San Francisco State	Off. Coordinator/ Offensive Line
1986	Northern Arizona	Offensive Line
1987-88	Texas-El Paso	Offensive Line
1989-91	Missouri	Offensive Line
1992-98	Green Bay Packers	TE/OL ('92-96) Quarterbacks ('97-98)
1999-12	Philadelphia Eagles	Head Coach ('99-00) HC/Exec. V.P. Football Ops ('01-12)
2013-18	Kansas City Chiefs	Head Coach



Andy Reid enters his sixth season at the helm of the Chiefs in 2018. He was hired as the club's 13th head coach in franchise history on January 7, 2013.

Reid joined the Chiefs after 14 seasons as Head Coach/Executive Vice President of Football Operations of the Philadelphia Eagles where he compiled a 130-93-1 (.583) regular season record. Entering his 20th season as an NFL head coach, Reid owns a 192-122-1 regular season record and adds an 11-13 postseason record, giving him 203 total wins, which rank ninth in NFL history and just second among active head coaches, trailing only New England Head Coach Bill Belichick. Including his years as an assistant coach, Reid's teams have made the playoffs 19 times (20-18 record), and he has coached in three Super Bowls and eight NFC Championship Games. He owns three NFL Coach of the Year titles.

Since his arrival in Kansas City, Reid's teams have made it to the playoffs four out of five seasons, while tallying 62 wins, the highest combined win total of any head coach in franchise history in that timeframe. In 2017, Reid led the Chiefs to a 10-6 record en route to the club's second consecutive AFC West title, the first time in franchise history the club has won the division in back-to-back years.

In 2016, Reid led the Chiefs to a 12-4 record and an AFC West title for the first time since 2010. The team finished a perfect 6-0 against its division foes. It was the club's best record since 2003. The Chiefs earned a first-round bye in the NFL playoffs and hosted a home AFC Divisional Game.

In 2015, Reid's Chiefs rattled off 10 consecutive

regular season wins to finish 11-5 and earn a playoff berth. The Chiefs defeated the Houston Texans 30-0 in an AFC Wild Card game in Houston marking the team's first playoff win in 22 years. Reid and company advanced to the AFC Divisional Round. The club's 10 straight wins after starting just 1-5 marked the greatest turnaround in a single season in NFL history. Reid's efforts earned him AFC Coach of the Year honors.

In his first year with the club, Reid was named the 2013 AFC Coach of the Year by the 101 Committee after his squad recorded the greatest single-season turnaround in franchise history. Reid's team finished with an 11-5 record, a nine-game turnaround from the previous season and qualified for the postseason for the first time since 2010. Additionally, Reid mentored 10 players who earned Pro Bowl honors, more than any other team in the NFL that season.

One of the most successful coaches in professional sports, Reid utilizes a passionate, yet workmanlike approach as an NFL head coach. A former offensive lineman at BYU, Reid still lives and works with those humble principles he learned during his time in the trenches.

"Kansas City is just going to get better. This is just the start of it," Pro Football Hall of Fame Head Coach John Madden said upon Reid joining the Chiefs. "He has a plan. And he's very thorough, very smart. He's a good coach, always has been."

His vision, his dedication and his organizational skills have been impeccable during his coaching career. Reid joined Philadelphia as head coach in 1999 and remained in that role through the 2012 season, becoming one of just 11 first-time NFL head coaches to lead 12-or-more seasons with the same club. Reid assumed the additional role of Executive Vice President of Football Operations in 2001.

While compiling his 10-9 postseason record with Philadelphia, Reid led the Eagles franchise to one Super Bowl appearance, a game that saw Philadelphia fall by a mere field goal to the New England Patriots in Super Bowl XXXIX following the 2004 season. Reid guided Philadelphia to nine playoff appearances (2000, 2001, 2002, 2003, 2004, 2006, 2008, 2009, 2010) during his 14-year tenure in the City of Brotherly Love. During that time period, only Indianapolis (12) and New England (10) had more postseason appearances than the Eagles. Reid's playoff accomplishments as a head coach include two AFC West division titles (2016 and 2017), six NFC East division titles (2001, 2002, 2003, 2004, 2006, 2010), five NFC Championship Games (2001, 2002, 2003, 2004, 2008) and one Super Bowl berth (XXXIX).

The Eagles captured their sixth NFC East division title under Reid in 2010 as they set franchise records in points scored (439, 3rd in NFL), total net yards (6,230, 2nd in NFL) and yards per rushing attempt (5.4, 1st in NFL). Along the way, Reid played a vital role in the rebirth of QB Michael Vick, who earned Comeback Player of the Year honors as well as a Pro

Bowl berth. Reid, himself, earned Coach of the Year honors from the Maxwell Football Club.

In 2008, Reid became the 37th coach to reach the 100-win plateau and the 22nd to win 100 games with one franchise. He overcame a 5-5-1 start to reach the NFC Championship Game.

In 2006, the Eagles lost six of their first 11 games and two of their most explosive players in QB Donovan McNabb and DE Jevon Kearse, but Reid led a season-ending, five-game win streak to capture the NFC East division title.

The 2004 Eagles clinched the NFC East title with five games remaining in the regular season and the No. 1 seed in the NFC playoffs after a 13-1 start. Along the way, Reid passed Greasy Neale for the most wins in franchise history as the Eagles earned their first trip to the Super Bowl since 1980.

In 2003, Philadelphia overcame an 0-2 start and a slew of injuries to post its second consecutive 12-win season. A year earlier, Reid was the overwhelming choice as the NFL's Coach of the Year as the Eagles thrived without the services of McNabb to still capture home-field advantage in the playoffs.

After a 5-11 mark in his first season, Reid led the 2000 Eagles to the greatest turnaround in franchise history, finishing second in the NFC East at 11-5 and earning a trip to the NFC Divisional Playoffs. For his efforts, Reid was named the NFL's Coach of the Year by the Maxwell Football Club, *The Sporting News*, and *Football Digest*.

Throughout his time in the NFL, Reid has continuously evaluated what is best for the game of football, serving on the NFL Competition Committee's Coaches Subcommittee. The subcommittee is instrumental in providing feedback to the NFL Competition Committee for potential rule changes and ways to improve the game.

"I am a huge fan of Coach Reid," NFL Commissioner Roger Goodell said. "He is a person I have tremendous respect for as a coach and family man. Andy has been very helpful to me as Commissioner. He has tremendous insight into our game, and we are fortunate to have him in the NFL."

Reid was originally introduced as the head coach of the Philadelphia Eagles on Jan. 11, 1999, after spending seven seasons as an assistant coach with the Green Bay Packers under Head Coach Mike Holmgren. During his seven years with the Packers, Reid served as the tight ends coach and assistant offensive line coach (1992-96) and as quarterbacks coach (1997-98). In his span with the Packers, the team reached the playoffs six times and represented the NFC twice in back-to-back Super Bowls, defeating New England in Super Bowl XXXI and falling to Denver in Super Bowl XXXII.

During his two-year stint as quarterbacks coach, Reid worked with Packers quarterback Brett Favre. While tutoring Favre, Reid and the Packers won their second straight NFC title, and Favre garnered league MVP honors for the third consecutive season. In his first NFL coaching role, Reid oversaw the tight ends while assisting Offensive Line Coach Tom Lovat. Under Reid's watchful eye, tight ends Mark Chmura and Keith Jackson earned trips to the Pro Bowl.

Prior to joining the NFL ranks, Reid's final

MOST NFL WINS AS HEAD COACH

1.	Don Shula	347
2.	George Halas	324
3.	Bill Belichick	286
4.	Tom Landry	270
5.	Curly Lambeau	229
6.	Chuck Noll	209
7.	Marty Schottenheimer	205
8.	Andy Reid	203
9.	Dan Reeves	201
10.	Chuck Knox	193
11.	Bill Parcells	183
12.	Tom Coughlin	182
13t.	Mike Shanahan	178
	Jeff Fisher	178
15.	Mike Holmgren	174
16.	Joe Gibbs	171
17.	Paul Brown	170
18.	Bud Grant	168
19.	Bill Cowher	161
20.	Steve Owen	153
21.	Marv Levy	154
22.	Tony Dungy	148
23.	Hank Stram	136
24.	Weeb Ewbank	134
25.	Mike Ditka	127

- Playoffs Included

* Bold Denotes Active NFL Coaches

collegiate stop was in Columbia, Missouri, as he coached the offensive line at the University of Missouri (1989-91). Prior to his stint with the Tigers, Reid spent two years working with the offensive line at the University of Texas – El Paso, and before that, he held the same position with Northern Arizona. In 1983, Reid took the position of offensive coordinator and offensive line coach at San Francisco State, helping the Gators lead the nation in passing and total offense for three consecutive years (1983-85).

A tackle and guard at Brigham Young University from 1979-81, Reid entered the coaching ranks as a graduate assistant at BYU under Head Coach LaVell Edwards in 1982. It was in that time at BYU that Reid began his association with Holmgren, who served as the quarterbacks coach for the Cougars. While at BYU, Reid earned both a bachelor's degree in physical education and a master's degree in professional leadership in physical education and athletics. While playing for the Cougars, Reid was also a columnist for the Provo Daily Herald.

A native of Los Angeles, Reid prepped at John Marshall High School in Los Angeles and went on to go to Glendale (Calif.) Junior College before attending BYU. In 2012, Reid was inducted into the Marshall High School Athletic Hall of Fame and was named to the Glendale Junior College Hall of Fame in 2003.

Education: Brigham Young University (B.A. 1981). **Born:** Los Angeles, Calif. **Family:** Wife - Tammy; Children - Sons Spencer, Britt and the late Garrett, and daughters Drew Ann and Crosby. He has eight grandchildren, Maverick, Somers, Saylor, Blake, Reid, Canyon, Ryker and Rylen.

REID'S HEAD COACHING RECORD

Year	Reg. Season	Pct.	Playoffs	Overall	Result
1999	5-11	.313	0-0	5-11	5th in NFC East
2000	11-5	.688	1-1	12-6	2nd in NFC East; reached divisional playoffs
2001	11-5	.688	2-1	13-6	1st in NFC East; reached NFC Championship Game
2002	12-4	.750	1-1	13-5	1st in NFC East; reached NFC Championship Game
2003	12-4	.750	1-1	13-5	1st in NFC East; reached NFC Championship Game
2004	13-3	.813	2-1	15-4	1st in NFC East; reached Super Bowl XXXIX
2005	6-10	.375	0-0	6-10	4th in NFC East
2006	10-6	.625	1-1	11-7	1st in NFC East; reached divisional playoffs
2007	8-8	.500	0-0	8-8	4th in NFC East
2008	9-6-1	.594	2-1	11-7-1	2nd in NFC East; reached NFC Championship Game
2009	11-5	.688	0-1	11-6	2nd in NFC East; reached wild card round
2010	10-6	.625	0-1	10-7	1st in NFC East; reached wild card round
2011	8-8	.500	0-0	8-8	2nd in NFC East
2012	4-12	.250	0-0	4-12	4th in NFC East
2013	11-5	.688	0-1	11-6	2nd in AFC West; reached wild card round
2014	9-7	.563	0-0	9-7	2nd in AFC West
2015	11-5	.688	1-1	12-6	2nd in AFC West; reached divisional playoffs
2016	12-4	.750	0-1	12-5	1st in AFC West; reached divisional playoffs
2017	10-6	.625	0-1	10-7	1st in AFC West, reached wild card round
2018	9-2	.818	0-0	9-2	TBD
TOTALS	192-122-1	.611	11-13	203-135-1	13 Playoff Berths, 8 Div. Titles, 1 NFC Title

REID'S COACHING TREE

Throughout his time as an NFL head coach, Andy Reid has constructed quality coaching staffs to assist him. A number of those assistants have since gone on to coordinator or head coaching responsibilities for other NFL franchises. Below is a list of notable coaches who have come from Reid's Philadelphia/Kansas City staffs:

Coach	Current Team	Years	Position
John Harbaugh	Baltimore	2008-present	Head Coach
Ron Rivera	Carolina	2011-present	Head Coach
Leslie Frazier	Buffalo	2017-present	Def. Coordinator/Former MIN HC
Todd Bowles	N.Y. Jets	2015-present	Head Coach
Doug Pederson	Philadelphia	2016-present	Head Coach
Sean McDermott	Buffalo	2017-present	Head Coach
Matt Nagy	Chicago	Hired in 2018	Head Coach
Pat Shurmur	N.Y. Giants	Hired in 2018	Head Coach
Steve Spagnuolo	N/A	2009-11	Former STL HC
Brad Childress	ATL Alliance (AAF)	Hired in 2018	Head Coach/Former MIN HC

REID'S STAFF MEMBERS WITH NFL PLAYING EXPERIENCE

Head Coach Andy Reid has assembled a staff with a number of coaches who are former NFL players to assist him in Kansas City. A total of nine assistant coaches on Reid's staff account for 69 total years of playing experience in the NFL. Four of the nine played under Reid in Philadelphia. A list of the former players, their teams and playing years is below.

Coach	Position	Total Years	Team(s)	Years	Years of Service
Eric Bieniemy	RB	9	San Diego	1991-94	4
			Cincinnati	1995-98	4
			Philadelphia	1999	1
Al Harris	CB	15	Tampa Bay	1997	1
			Philadelphia	1998-02	5
			Green Bay	2003-09	7
			Miami	2010	1
			St. Louis	2011	1
Andy Heck	OL	12	Seattle	1989-93	5
			Chicago	1994-98	5
			Washington	1999-00	2
Mike Kafka	QB	1	Philadelphia	2011	1
Greg Lewis	WR	8	Philadelphia	2003-08	6
			Minnesota	2009-10	2
DeLand McCullough	RB	2	Cincinnati	1996-97	2
			Philadelphia	1997	1
Mike Smith	LB	4	Baltimore	2005-08	4
Emmitt Thomas	DB	13	Kansas City	1966-78	13
Rod Wilson	LB	5	Chicago	2006-07, 2010	3
			Tampa Bay	2009	1



BRETT VEACH

GENERAL MANAGER



12TH YEAR IN NFL
6TH YEAR WITH THE CHIEFS
2ND YEAR AS GM



VEACH'S FOOTBALL CAREER

1998-01	Delaware	Wide Receiver ('98-01) Graduate Assistant Coach ('02-03)
2007-12	Philadelphia Eagles	Asst. to HC ('07-09) Pro and College Scout ('10) Southeast Regional Scout ('11-12)
2013-18	KC Chiefs	Pro & College Analyst ('13-14) Co-Director of Player Personnel ('15-16) General Manager ('17-18)



Brett Veach was named the seventh general manager in Kansas City Chiefs history on July 10, 2017. Veach enters his second season as an NFL general manager and his 12th year in the National Football League. He reports directly to Chiefs Chairman and CEO Clark Hunt on all player personnel matters. Prior to being elevated, he served as the Chiefs Co-Director of Player Personnel for two seasons. At 40 years old, Veach remains the youngest general manager in the NFL.

"After a comprehensive search process, I am pleased to announce that we have hired Brett Veach to serve as the next General Manager of the Kansas City Chiefs," Hunt said in a statement upon his hire. "Brett has a sharp football mind, a tremendous work ethic and a keen eye for finding talent. Over the last four seasons he's played a critical role in building our football team. I look forward to working with him to continue to build on the strong foundation we have in place."

Veach enters his sixth season with the Chiefs after originally joining the club in 2013. He was promoted to Co-Director of Player Personnel prior to the 2015 season after serving two seasons as the club's Pro and College Personnel Analyst (2013-14).

In 2017, the club compiled a 10-6 record and earned its second consecutive AFC West championship, marking the first time in franchise history the Chiefs have won the division in back-to-back seasons.


In his first season as general manager, Veach made several key personnel transactions. One of his first notable transactions was acquiring LB Reggie Ragland via trade with the Buffalo Bills on Aug. 28 and OL Cam Erving from Cleveland on Aug. 30. Ragland started 10 of the 12 games

he played in during the season, recording 44 tackles (31 solo). Erving played in 13 games (four starts) for the Chiefs in 2017. In Week 4, Veach acquired rookie K Harrison Butker from the Carolina Panthers. Butker set a franchise record of 23 consecutive made field goals and finished the season converting 38 of his 42 attempts (including two game-winners). During free agency, Veach signed WR Sammy Watkins, LB Anthony Hitchens, and acquired CB Kendall Fuller in a trade with the Washington Redskins. Veach's first draft consisted of six players that played defense in college, including second-round pick (46th overall) LB Breeland Speaks from Mississippi. The club traded its 2018 first-round pick to Buffalo in order to draft QB Patrick Mahomes with the No. 10 overall selection in 2017. Prior to being promoted to general manager, Veach played an integral role in the scouting process of Mahomes leading up to the 2017 NFL Draft.

The Mt. Carmel, Pennsylvania, native, joined the Chiefs after spending six years with the Philadelphia Eagles (2007-12). He served as a Southeast Regional Scout (2011-12) after originally joining Philadelphia's Player Personnel Department as a Pro and College Scout in 2010. Prior to entering the scouting department, Veach was the Assistant to Head Coach Andy Reid for three seasons (2007-09). Before joining the Eagles, Veach was the Supervisor of Intercollegiate Athletic Events at his alma mater, the University of Delaware (2005-06). He was a four-year letterman as a wide receiver for the Blue Hens, catching 99 passes for 1,470 yards (14.8 avg.). He left Delaware as the school's all-time leader in kickoff return yards with 1,558 yards.

Veach earned a bachelor's degree in health and physical education and a master's degree in education from Delaware. Along the way, he earned Atlantic 10 Conference All-Academic honors three times during his collegiate career. He was a standout running back for Mt. Carmel High School where he was named state player of the year in 1996 and was a two-time all-state selection. He was also selected to participate in the Big 33 game between the top high school players from Pennsylvania and Ohio.

Education: Delaware (B.S. 2002, Ed.M. 2004). **Born:** Mt. Carmel, Pa. **Family:** Wife - Alison; Children - twin sons, Elijah and Wylan, and a daughter, Ella.



VEACH'S DRAFT HISTORY

Year	No. (Overall)	Selection (School)	2018 NFL Draft Selections		
			Rd. (Overall)	Player	School
2007 (PHI)	--	No First-Round Selection			
2008	--	No First-Round Selection	2 (46)	LB Breeland Speaks	Mississippi
2009	19	WR Jeremy Maclin (Missouri)	3 (75)	DT Derrick Nnadi	Florida State
2010	13	DE Brandon Graham (Michigan)	3 (100)	LB Dorian O'Daniel	Clemson
2011	21	G Danny Watkins (Baylor)	4 (124)	S Armani Watts	Texas A&M
2012	12	DT Fletcher Cox (Miss. State)	6 (196)	CB Tremon Smith	Central Arkansas
2013 (KC)	1	T Eric Fisher (Central Michigan)	6 (198)	G Kahlil McKenzie	Tennessee
2014	23	LB Dee Ford (Auburn)			
2015	18	CB Marcus Peters (Washington)			
2016	--	No First-Round Selection			
2017	10	QB Patrick Mahomes (Texas Tech)			
2018	--	No First-Round Selection			

VEACH'S NFL RECORD

Year	Reg. Season	Pct.	Playoffs	Overall	Result
2007	8-8	.500	0-0	8-8	4th in NFC East
2008	9-6-1	.594	2-1	11-7-1	2nd in NFC East; reached NFC Championship Game
2009	11-5	.688	0-1	11-6	2nd in NFC East; reached wild card round
2010	10-6	.625	0-1	10-7	1st in NFC East; reached wild card round
2011	8-8	.500	0-0	8-8	2nd in NFC East
2012	4-12	.250	0-0	4-12	4th in NFC East
2013	11-5	.688	0-1	11-6	2nd in AFC West; reached wild card round
2014	9-7	.563	0-0	9-7	2nd in AFC West
2015	11-5	.688	1-1	12-6	2nd in AFC West; reached wild card round
2016	12-4	.750	0-1	12-5	1st in AFC West; reached wild card round
2017	10-6	.625	0-1	10-7	1st in AFC West; reached wild card round
2018	9-2	.818	0-0	9-2	TBD
TOTALS	112-74-1	.602	3-7	115-81-1	7 Playoff Appearances, 3 Div. Titles



6TH YEAR IN NFL
6TH YEAR WITH THE CHIEFS

Tyler Epp enters his sixth season with the Kansas City Chiefs in 2018 and his first serving as the club's Executive Vice President of Business Operations, after being named to that position on February 26, 2018.

Epp now oversees digital media, broadcasting, marketing and community outreach, in addition to overseeing corporate partnership sales and service, media rights, suite sales and service, as well as ticket sales and operations.

Prior to being named Executive Vice President of Business Operations, Epp served as the Chiefs Vice President of Business Development for five years (2013-17).

Epp joined the Chiefs after four years (2010-13) as the Vice President of Corporate Partnerships and later as Senior Vice President of Business Development of the San Diego Padres. While with the Padres, Epp oversaw corporate partnerships, suite sales and non-baseball events revenue, in addition to marketing, in-game entertainment and production, creative services and business analytics.

Prior to his stint in San Diego, Epp spent a decade in various roles in the professional motorsports industry, including a number of years in NASCAR. From 2007-10, Epp held the title of General Manager of Hall of Fame Racing, a start-up NASCAR organization that was a joint venture of

former Dallas Cowboys quarterbacks Roger Staubach and Troy Aikman. He managed racing, engineering, race operations, manufacturing, finance, legal, human resources and marketing for the one-car team.

Before joining Hall of Fame Racing, he was Vice President of Business Development for Sports Management Network (2006-07), a pre-eminent motorsports representation and consulting firm and was also the Director of Team Operations and Business Development for Chip Ganassi Racing Teams (2003-07).

Epp got his start in motorsports at Kansas Speedway as a marketing assistant from 2001-02 where he developed relationships with Kansas City-area marketing partners.

A native of Newton, Kan., Epp currently sits on the boards of the Kansas City Sports Commission, United Inner City Services and Ronald McDonald House Charities of Kansas City. He was also involved in numerous community efforts in San Diego, serving on the Jackie Robinson YMCA Board, the United Way Marketing Committee and the San Diego Ad Club Executive Board. Epp was chosen as one of Ingram's Magazine's 40 Under 40 in 2015.

Education: Davidson College (B.S. 1999), University of Kansas (J.D. 2003).



DAN CRUMB

CHIEF FINANCIAL OFFICER



9TH YEAR IN NFL
9TH YEAR WITH THE CHIEFS

Dan Crumb was named Kansas City's Chief Financial Officer on September 17, 2010. He enters his ninth season in the National Football League in 2018, working with Chiefs Chairman and CEO Clark Hunt and President Mark Donovan in directing the club's business operations.

Since joining the Chiefs, Crumb has been instrumental in strengthening the club's business operations by instituting changes that have improved the team's business efficiency, including implementation of business intelligence and data visualization systems and strengthening business continuity and disaster recovery plans. He also oversaw the recent development of a company-wide internal business planning system complete with dashboarding and benchmarking tools to maximize efficiency in the business planning process. Along with the club's finance department, Crumb also oversees the information systems department, which serves the technology needs of both the Chiefs and Hunt Midwest Enterprises. For his work, Crumb was recognized as a 2016 CFO of the Year by the Kansas City Business Journal.

"Dan has a proven track record of success as a financial officer, and his leadership and experience make him a key addition to our business operations," Hunt said upon hiring Crumb.

Prior to joining the Chiefs, Crumb, a New Orleans native, worked for the New Orleans Hornets of the National Basketball Association as the team's Senior Vice President and Chief Financial Officer. During his time with the Hornets, he led the club's finance, human resources and information technology departments. He oversaw the transition of the finance department from Oklahoma City to New Orleans following Hurricane Katrina. In addition to financial leadership, Crumb was responsible for compliance with league standards and policies.

Before joining the Hornets, Crumb served as the Chief

Financial Officer of Abita Springs Water Company, Inc. He guided the company's rebuilding efforts through Hurricanes Katrina and Rita, which included adjusting the company's business model, procuring product from alternate sources and preparing business interruption and property and casualty claims related to Hurricane Katrina. He also managed the company's finance, information technology and human resources departments for the organization's multi-state operation.

Crumb began his professional career at KPMG, an international audit, tax and advisory firm.

An active member of the New Orleans community, Crumb served on the Board of Directors for The Salvation Army, Café Hope and Second Harvest Food Bank of Greater New Orleans and Acadiana. He was also a guest lecturer at the Tulane University Law School Sports Law Program and has authored a number of articles for national and state CPA society journals.

Crumb has brought that same community involvement to the Midwest and is part of numerous philanthropic organizations in Kansas City. He sits on the Board of Trustees for the National World War I Museum and Memorial and is a member of the Board of Directors for Harvesters Community Food Network, assuming the role of Treasurer in 2012. He is also Chairman of the Audit Committee and serves on the Board of Directors of Catholic Charities of Northeast Kansas.

In addition to his community service, Crumb is a member of the American Institute of Certified Public Accountants, the Missouri Society of Certified Public Accountants and the Kansas Society of Certified Public Accountants. He also serves on the Board of Directors of the Kansas Society of Certified Public Accountants.

Education: University of New Orleans (B.S. 1987); Tulane University (M.B.A. 1989). **Family:** Wife - Janet; Children - Pat and Ally.



TED CREWS

VICE PRESIDENT OF COMMUNICATIONS



21ST YEAR IN NFL
7TH YEAR WITH THE CHIEFS

Ted Crews was hired as the Chiefs Vice President of Communications on Jan. 27, 2012 and begins his seventh season with Kansas City in 2018.

Crews serves as the club's primary contact and spokesman for the team's communications efforts, both football and business, and is the club's key liaison between coaches, players, team executives and local and national media members. He oversees a staff of seven that also works directly with the coaching and personnel departments on research, statistics and other miscellaneous projects.

Crews is responsible for media scheduling, preparation and speech writing for all facets of the organization. He works closely with Chiefs Chairman and CEO Clark Hunt, Head Coach Andy Reid, General Manager Brett Veach, President Mark Donovan and the club's key players to unify messaging across the board and problem solve.

In 2014, Crews oversaw the development of corporate communications department designed to serve the needs of the club's business operations. Working closely with Donovan, Crews implemented a strategy that focused on assisting other departments within the organization to meet and exceed media preparation and exposure on both the local and national levels. In addition, Crews has also helped the organization prospect and develop strong relationships with both local and national sports business reporters and outlets.

During his time with the Chiefs, Crews has played a critical role in helping the club transition to new coaching and personnel staffs. Entering his 21st season in the National Football League, Crews has been invited by the NFL 10 times to serve as a captain on the league's Super

Bowl public relations staff (XLIX, XLIV, XLV, XLVI, XLVII, XLVIII, XLIX, 50, LI, LII) and has also been invited to work a number of Pro Bowls. In 2017 and 2018 prior to the Super Bowl, the Fritz Pollard Alliance Foundation honored Crews at the Johnnie L. Cochran Jr. Salute to Excellence Awards Ceremony for his outstanding work and success as an African American in an executive position in the NFL.

A graduate of South Carolina State, Crews was recognized in March of 2014 with one of the school's highest honors as he was selected to receive the Distinguished Young Alumnus Award. In 2013, he was named one of the first 20 people honored as part of the Who's Who in Black Kansas City. He now serves on the Who's Who Advisory Council Board and reviews future selections.

Prior to joining the Chiefs, Crews spent three seasons (2009-11) as Senior Director of Communications for the St. Louis Rams. In that capacity, he served as the primary contact on all football matters for the owners, general manager and head coach. In addition to serving as the team's official spokesperson.

Before joining the Rams, he held the title of Football Communications Manager with the Atlanta Falcons for four seasons (2005-08). In Atlanta, he provided media support for the general manager and head coach, in addition to the coaching staff and players.

The Columbia, Md., native, spent five seasons as the Media Relations Assistant for the Carolina Panthers (2000-04) after originally entering the NFL as a department intern with the Panthers, serving two years in that role.

Education: South Carolina State University (B.A. 1999). **Family:** Wife - Michelle; Children - Tesdell Jacob IV, Olivia Celeste and Dean J. William.



MIKE CUKYNE

VICE PRESIDENT OF CONTENT AND DIGITAL OPERATIONS



1ST YEAR IN NFL
1ST YEAR WITH THE CHIEFS

Mike Cukyne was named Kansas City's Vice President of Content and Digital Operations on June 29, 2018 and will enter his first season with the Chiefs in 2018.

Cukyne directs and coordinates all digital, social, content production and game presentation efforts, as well as the creation, distribution and monetization of short-form and long-form content on traditional, digital, social and over-the-top platforms.

Cukyne joined the Chiefs after eight years (2010-17) as part of the Meredith Corporation, a publicly held media and marketing services company headquartered in Des Moines, Iowa. Most recently, Cukyne served three years (2015-17) as Vice President and General Manager for KCTV, the Meredith-owned CBS affiliate in Kansas City. At KCTV, he oversaw the operations of two full-service television stations, managed operational budgets, capital investment planning, market-share, ratings and recruitment, among other duties.

Prior to his arrival at KCTV, Cukyne spent five years

(2010-14) with Meredith, first as Vice President of Digital Sales (2010-12) and later as Senior Vice President of Digital Media (2012-14). In his roles, he managed and built best-in-class operational procedures and workflows for 17 television stations across the United States, focusing on in-house operations for advertising, content management systems, mobile platforms and inventory management.

He spent six years (2005-10) with the Belo Corporation at KMOV in St. Louis, Missouri, finishing his time there as General/National Sales Manager for the Dallas-based media company.

Cukyne earned his bachelor's degree in business administration, marketing/management from the University of Missouri in 1995 and is a graduate of the National Association of Broadcasters Education Foundation in Washington, D.C.

Education: University of Missouri (B.S. 1995). **Family:** Wife - Katie; Children - Avery and Lincoln.



BRANDON HAMILTON

**VICE PRESIDENT OF STADIUM
OPERATIONS AND FACILITIES**



9TH YEAR IN NFL
9TH YEAR WITH THE CHIEFS

Brandon Hamilton was named Kansas City's Vice President of Stadium Operations and Facilities on May 4, 2017 and is entering his ninth season with the Chiefs in 2018.

In his current role, Hamilton oversees all aspects of stadium systems, stadium maintenance, stadium grounds and security for both Arrowhead and The University of Kansas Health System Training Complex.

Prior to being named Vice President of Stadium Operations and Facilities, Hamilton served as the club's Director of Facilities for seven seasons (2010-16). As the Director of Facilities, he was responsible for facility management of both the stadium and the club's practice facility and office complex.

Hamilton also directs the club's Extra Yard for the Environment program, a sustainability initiative designed to devise and implement new environmentally friendly

policies. The program currently focuses on waste diversion, energy efficiency and recycling at Arrowhead Stadium, The University of Kansas Health System Training Complex and encourages fans to examine their sustainability efforts at home.

Prior to joining the Chiefs in 2010, Hamilton served as Program Manager at The Konrath Group. During his time there he worked on the Arrowhead Stadium renovation that took place between 2007-10. Before that he spent a decade working in residential construction as a builder and superintendent.

Hamilton majored in geology and geography at Northwest Missouri State and completed studies at IAVM Venue Management School in 2014.

Education: Northwest Missouri State University (B.S. 1995). **Family:** Wife - Cyndi; Children - Miranda, Kyle, Luke and Aiden.



KIMBERLY HOBBS

**VICE PRESIDENT OF CORPORATE
PARTNERSHIPS AND PREMIUM
SALES**



2ND YEAR IN NFL
2ND YEAR WITH THE CHIEFS

Kimberly Hobbs enters her second season with the Chiefs in 2018 after being hired as Kansas City's Vice President of Corporate Partnerships and Premium Sales on October 23, 2017.

As part of her role with the Chiefs, Hobbs oversees new business, renewals, activation and service for corporate partnerships, suites and media rights revenue streams.

Hobbs joined the Chiefs after seven years (2011-17) with Sprint Center and its parent company, Anschutz Entertainment Group. Most recently, she spent four years as Vice President of Corporate Sales and Services/Partnerships and Premium Services (2014-17) after three years (2011-13) as Director of Corporate Sales and Services. In her roles, she generated and developed new lines of business for the services while providing strategic direction to the sales team to develop, grow and sell suite leases and premium club memberships.

Prior to her time at Sprint Center, Hobbs served as the Director of Marketing and Activation at Silver Chalice, a Boulder, Colorado-based digital-focused marketing agency

with an emphasis on new media assets in online and mobile platforms.

Early in her career, Hobbs spent a decade as the Group Manager for Corporate Sponsorship Marketing at Sprint Nextel Corporation in Overland Park, Kan., focusing her time on sports and entertainment marketing. In her role, she developed sponsorship marketing strategy and property selection in the NFL, NASCAR, the United States Ski and Snowboard Association, as well as for the Tony Awards and the Sprint Center.

Hobbs graduated from the University of Kansas in Lawrence, Kan., with a bachelor's degree in journalism and earned a master's in education and athletic administration from Ohio University in Athens, Ohio. She is a board member of the Women's Intersport Network (WIN for KC), is the Board Chair for the Young Professional Alliance at The University of Kansas Health System, has been involved with Girls on the Run of Greater Kansas City and is on the board for the University of Kansas Alumni.

Education: University of Kansas (B.A. 1994); Ohio University (M.S. 1996).



MATT KENNY

VICE PRESIDENT OF STADIUM SERVICES AND EVENTS



2ND YEAR IN NFL
2ND YEAR WITH THE CHIEFS

Matt Kenny was hired as Kansas City's Vice President of Stadium Services and Events on Sep. 11, 2017, and enters his second season with the club in 2018.

In his current role, Kenny oversees fan experience, parking and logistics, event services and works directly with the stadium's concession partners.

Kenny joined the Chiefs after five years as Senior Director of Event Operations for the Chicago Cubs and Wrigley Field in Chicago (2012-17). While in Chicago, he was responsible for leading event operations and transforming the guest experience. In addition, he led the development and operations of the enterprise-wide events business and served as a project manager and contributor of the Wrigley Field restoration and related real estate developments.

Prior to his time at Wrigley Field, Kenny served as Senior Director of Security and Event Services for the Milwaukee Brewers and Miller Park in Milwaukee. In his role,

he oversaw all events and the guest experience at Miller Park, including food and beverage and parking partners, and supported the procurement of non-baseball event opportunities. In addition, he maintained relationships with the City of Milwaukee and the Stadium District.

Before joining the Major League Baseball ranks, Kenny worked for the Metropolitan Entertainment and Convention Authority in Omaha, Neb., serving as House Manager for Omaha Civic Auditorium. While there, he coordinated and managed all aspects of facilities and events at the venues, including the group's arena, convention center and theater.

Kenny studied at Miami University's Richard T. Farmer School of Business in Oxford, Ohio, where he majored in finance. He spent three years in the Executive Scholar Program at Northwestern University's Kellogg School of Management from 2013-15.

Education: Miami University; Northwestern University.

Family: Wife - Ann; Children - Charlie and Graham.



TYLER KIRBY

VICE PRESIDENT OF TICKETING



11TH YEAR IN NFL
11TH YEAR WITH THE CHIEFS

Tyler Kirby enters his 11th season with the Kansas City Chiefs in 2018, having been promoted to Vice President of Ticketing on May 4, 2017.

In his current position, Kirby manages all aspects of the team's ticket sales and operations and works with the club's business development team on ticket strategy for Season Ticket Members, single-game purchasers, group ticket buyers and other ticket stakeholders.

Prior to being elevated to his current position, Kirby served as the Director of Ticket Sales and Operations for four years (2013-16) and spent two seasons as Ticket Sales Manager (2011-12) after originally being hired by the club as a Ticket Sales Representative in February of 2009.

Prior to joining the Chiefs, he spent time with the Illinois

State University Athletic Department and as the Marketing Coordinator at U.S. Cellular Coliseum in Bloomington, Ill.

Kirby received his bachelor's degree in marketing and business administration from Illinois State University in 2007 and received his MBA in marketing from the Bloch School of Management at the University of Missouri - Kansas City in 2011.

He is actively involved in the community as a member of the KC Chamber's Centurions Leadership Program Class of 2017.

Education: Illinois State University (B.A. 2007); University of Missouri - Kansas City (MBA 2011). **Family:** Wife - Ashley; Children - Colin and Emma.



KIRSTEN KRUG

VICE PRESIDENT OF ADMINISTRATION



9TH YEAR IN NFL
9TH YEAR WITH THE CHIEFS

Kirsten Krug enters her ninth season with the Chiefs in 2018 and her seventh serving as the club's Vice President of Administration, after being named to that position on March 21, 2012. In the position, Krug is responsible for overseeing all facets of human resources for the club, including benefits administration, recruiting, employee relations, compensation analysis, training and special projects. She also oversees the Chiefs Player Engagement Department, designed to assist players, coaches and staff members in making a positive contribution to the Chiefs and the NFL. The program uses various resources to help players prepare for life after football, including career placement and financial guidance.

Prior to being named the Vice President of Human Resources and Administration, Krug served as the Chiefs Director of Human Resources for two years (2010-11). Before beginning her NFL career, she spent more than 13

years as the Director of Human Resources and Training for Amarr Garage Doors, one of the nation's largest manufacturers of residential and commercial garage doors. While there, she managed all aspects of human resources and training for the more than 600 employees that made up Amarr's workforce.

Prior to her stint at Amarr, Krug served as the Vice President of Business Development at the KU Credit Union and as a Quality Control Supervisor at Kemper Financial Services. The Lawrence, Kan., native was a letterwinner on the University of Kansas tennis team.

She was appointed by the mayor of Lawrence, Kan., to serve on the Lawrence Human Rights Commission for two consecutive terms. Her role with the commission includes overseeing the human rights code for Douglas County.

Education: University of Kansas (B.A. 1989). **Family:** Husband - Robin; Children - Ainsley and Payton.



JEFFREY MILLER

VICE PRESIDENT OF SECURITY



9TH YEAR IN NFL
1ST YEAR WITH THE CHIEFS

Jeffrey Miller was named Vice President of Security on September 5, 2018 and is entering his first season with the Chiefs.

Miller will report directly to Chiefs President Mark Donovan and will be responsible for developing and managing all safety and security plans and programs for all facets of club operations, including facility security, event day safety, vendor-operated security and traffic procedures, as well as team security. He will also serve as the primary liaison between the club and the National Football League office with regards to all security matters.

Prior to joining the club, Miller spent eight years (2008-16) at the National Football League Office in New York, serving first as Director of Strategic Security Programs (2008-11) and later as Senior Vice President and Chief Security Officer (2011-16). As Chief Security Officer, Miller led and supervised all aspects of security for the league, including all investigative programs and services, event security (Super Bowl and International Series), game

integrity programs, executive protection, fan conduct initiatives and stadium security programs.

Prior to joining the NFL, Miller enjoyed a 24-year career in public service with the Pennsylvania State Police Department (1984-2008) across multiple bureaus, sections and divisions. A decorated law enforcement officer in the State Police, Pennsylvania Governor Edward G. Rendell nominated Miller the 18th Commissioner of the Pennsylvania State Police in January of 2003. He presided over that post for nearly six years before leaving to join the NFL.

After leaving the NFL, Miller spent a year and a half as Senior Vice President for MSA Security, a New York firm specializing in security, intelligence, training and investigative services for public and private clients across several industries.

Education: University of South Florida (A.A. 1983), Elizabethtown College (B.P.S. 1995), Pennsylvania State University (M.P.A. 2001) **Family:** Miller is married to his wife, Andrea, and the couple has two daughters.



DAVE TOUB

**ASSISTANT HEAD
COACH/SPECIAL TEAMS
COORDINATOR**



18TH YEAR IN NFL
6TH YEAR WITH THE CHIEFS

NFL
Conference Titles



TOUB'S FOOTBALL CAREER

1980-81 Springfield College	Offensive Lineman
1983-84 Texas-El Paso	Offensive Lineman
1986-88 Texas-El Paso	Grad. Assistant ('86) Strength & Conditioning ('87-88)
1989-00 Missouri	Defensive Line/Strength & Cond.
2001-03 Philadelphia Eagles	Asst. ST/Asst. DL
2004-12 Chicago Bears	Special Teams Coord.
2013-18 Kansas City Chiefs	ST Coord. ('13-17) Asst. Head Coach/Special Teams Coord. ('18)



Dave Toub enters his first season as Kansas City's assistant head coach/special teams coordinator in 2018 after serving five seasons (2013-17) as the club's special teams coordinator.

In 2017, the Chiefs led the NFL with 41 field goals, 38 of those FGs were made by rookie K Harrison Butker who exceeded expectations since joining the team in Week Four. Butker recorded a franchise record 23 consecutive FGs, ranking second in franchise history for most FGs made in a single season and tied for first for the most 50-plus yard FGs in a season with four. WR/PR Tyreek Hill earned his second Pro Bowl selection, tallying 25 punt returns for 204 yards and a touchdown. P Dustin Colquitt became the second punter in franchise history to record 1,000 career punts.

Since Toub's arrival in 2013, the Chiefs have 10 special teams kick returns for touchdowns (six punt, four kickoff), which is the most in the NFL over that span. The Chiefs took over the top mark for kick return average in NFL history in 2013 averaging 29.9 yards per return.

Special teams highlighted the Chiefs 30-0 win over the

Houston Texans in the 2015 AFC Wild Card Game as RB Knile Davis returned the opening kickoff 106 yards for a touchdown. K Cairo Santos converted two 49-yard field goals and a 33-yard field goal in Houston, setting a postseason franchise record as 49 yards is the longest converted field goal in a playoff game, a record previously held by PFHOF and Chiefs Hall of Fame kicker Jan Stenerud. Santos also tied the record for most field goals in a playoff game (three) against Houston.

Prior to arriving in Kansas City, Toub's special teams units in Chicago finished in the top third of the league for eight straight seasons (2004-11) according to the Dallas Morning News ranking system, including a No. 1 overall finish in 2006 and 2007. Toub was named Special Teams Coach of the Year in 2006 as voted on by his NFL coaching peers.

Toub guided five different Bears players to eight Pro Bowl berths, including Devin Hester's three selections (2006-07 and 2010) Johnny Knox (2009), Brendon Ayanbadejo (2006-07), Robbie Gould (2006) and Corey Graham (2011).

During Toub's tenure, Chicago had an NFL-high 22 kick return TDs compiled by six different players. The Bears also added a touchdown return on two missed field goals and a 92-yard kickoff return touchdown in Super Bowl XLI. Toub helped Hester develop into the NFL's all-time leader in kick return touchdowns (17) while compiling the fifth-best punt return average (12.1 avg.). Hester set an NFL single-season record with five kick return TDs in his rookie campaign in 2006 and surpassed that mark one year later with six kick return touchdowns.

During his stint with Philadelphia (2001-03), Toub helped Eagles special teams coordinator John Harbaugh earn 2001 NFL Special Teams Coach of the Year honors.

Toub spent 15 seasons coaching at the collegiate level, most recently at Missouri where he coached the defensive line (1998-00) after nine years (1989-97) as the school's head strength coach. Toub began his coaching career in 1986 at his alma mater, Texas-El Paso, as a graduate assistant, and one year later was named the school's head strength and conditioning coach.

Toub was selected in the ninth round of the 1985 NFL Draft by the Philadelphia Eagles as a center. He also spent time with the Los Angeles Rams in 1986. At the University of Texas-El Paso, Toub was a two-time All-WAC selection and earned two Academic All-WAC nominations (1983-84). He was a two-time team captain and was named the program's most outstanding offensive lineman during his

junior and senior seasons. He began his collegiate playing career as an offensive lineman at Springfield College in Springfield, Mass. (1980-81). He earned his Bachelor's of Science and Master's of Education degrees from UTEP.

Education: University of Texas - El Paso (B.S. 1986, M.E.1988). **Born:** Ossining, N.Y. **Family:** Wife - Cheryl; Children - Shane and Nicolette.



BOB SUTTON

DEFENSIVE COORDINATOR



19TH YEAR IN NFL
6TH YEAR WITH THE CHIEFS



SUTTON'S FOOTBALL CAREER

1972-73 Michigan	GA/LBs/DBs
1974 Syracuse	Linebackers
1975-76 Western Michigan	Def. Coord./Linebackers
1977-79 Illinois	Def. Coord./Linebackers
1980-81 Western Michigan	OC/QBs/WRs
1982 North Carolina State	Running Backs
1983-99 Army	Defensive Coordinator ('83-90)
	Head Coach ('91-99)
2000-12 New York Jets	Linebackers ('00-05)
	Defensive Coordinator ('06-08)
	Sr. Def. Assistant/Linebackers ('09-11)
	Assistant Head Coach/Linebackers ('12)
2013-18 Kansas City Chiefs	Defensive Coordinator



Bob Sutton enters his sixth year with the Chiefs in 2018 as defensive coordinator.

Since Sutton's arrival in 2013, the Chiefs defense repeatedly ranks in the top 5 in several defensive categories including tied-first in touchdowns scored by a defense (20), third in points allowed (19.0) and takeaways (138 total, 83 interceptions and 54 fumble recoveries), as well as being tied-third for regular season wins (54).

In Week 2 of 2017 the Chiefs defense dropped Philadelphia QB Carson Wentz a total of six times (-34 yards), marking the 10th time since Head Coach Andy Reid and Sutton arrived in 2013 that the Chiefs have sacked a quarterback at least six times. The Chiefs own a perfect 10-0 record in those games. In 2016, Kansas City ranked first in forced turnovers (33) and red zone takeaways (eight). In 2015, Kansas City scored six defensive touchdowns on the year, with four of those touchdowns coming via interception - both numbers tied for third-most in team history. In 2014, the unit was the only team in the league to not allow a 300-yard passer or a completion of 50+ yards. Kansas City did not allow its first rushing touchdown of the season until Week 12, becoming one of just five teams in the Super Bowl era to not allow a rushing touchdown through the first 10 games of the season. They allowed only four rushing

touchdowns in 2014, a single-season team record. In 2013, the defense was second in the league with 36 takeaways and tied for first in the league with six defensive touchdowns.

Sutton has been instrumental in several defensive players success since his arrival in 2013. Veteran LB Justin Houston finished the 2017 season with a team-high 9.5 sacks giving him 69.5 career sacks, ranking fifth in franchise history. Veteran S Eric Berry earned his fifth Pro Bowl selection following the 2016 season after he ranked second on the team with 77 tackles and added four interceptions with two returned for touchdowns. Following the 2015 season, Berry was named the NFL's Comeback Player of the Year as well as being the recipient of the Ed Block Courage Award after overcoming Hodgkin's Lymphoma and making one of the greatest comebacks in NFL history. CB Marcus Peters was voted to his second Pro Bowl following the 2016 season as he led the team and ranked tied-second in the league in interceptions (six). Following the 2015 season, Peters was named the AP Defensive Rookie of the Year. During the 2014 season, LB Justin Houston recorded a franchise-record and NFL-leading 22.0 sacks. LB Derrick Johnson became the franchise leader in tackles during the 2016 season.

Prior to joining the Chiefs, Sutton served as the Jets assistant head coach/LBs coach (2012) and senior defensive assistant/linebackers coach (2009-11). From 2006-08, Sutton was the Jets defensive coordinator after beginning his tenure as linebackers coach.

Prior to joining the NFL, Sutton spent nine years as the head coach at Army (1991-99), which placed him second in coaching tenure, trailing only legendary Head Coach Earl "Red" Blaik, who guided the Cadets for 18 seasons. From 1995-96, Sutton's Army team had 11 straight wins, the longest winning streak at the school in five decades. Army finished as the nation's top-ranked rushing offense in 1993, 1996 and 1998. In the 1996 season, the Cadets posted one of their finest seasons in history with a team-record 10 victories and a trip to the the Independence Bowl. He became the first Army coach to beat Navy five straight times (1992-96). The 1996 Army squad won the Commander-In-Chief's Trophy, while Sutton won the Bobby Dodd Coach of the Year Award, making him the first Army coach since Tom Cahill in 1966 to earn the award. One of six finalists for the Bear Bryant Coach of the Year Award, he was named the Metropolitan Football Writers Division I Coach of the Year and the GTE Regional Coach of the Year by the AFCA.

He also spent time at NC State (1975-76) as the running backs coach and at Western Michigan (1980-81) and



(1975-76), serving as defensive coordinator and offensive coordinator, respectively. Sutton was defensive coordinator/linebackers coach at Illinois (1977-79), and was the linebackers coach at Syracuse (1974). He began his coaching career as a graduate assistant at Michigan under

legendary coach Bo Schembechler.

Education: Eastern Michigan. **Born:** Ypsilanti, Mich.

Family: Wife - Debbie; Children - Andrew and Sarah; Grandchildren - Molly, Marissa and Walker.



ERIC BIENIEMY

OFFENSIVE COORDINATOR



20TH YEAR IN NFL
6TH YEAR WITH THE CHIEFS
11TH YEAR NFL COACH



BIENIEMY'S FOOTBALL CAREER

1987-90 Colorado	Tailback
1991-94 San Diego Chargers	Running Back
1995-98 Cincinnati Bengals	Running Back
1999 Philadelphia Eagles	Running Back
2000 Thomas Jefferson HS (Colo)	Asst. Coach
2001-02 Colorado	Running Backs
2003-05 UCLA	Running Backs ('03-'04) Running Backs/Recruiting Coordinator ('05)
2006-10 Minnesota Vikings	Running Backs
2011-12 Colorado	Off. Coord./Running Backs
2013-18 Kansas City Chiefs	Running Backs ('13-'17) Offensive Coordinator ('18)



Eric Bieniemy enters his sixth season with the Kansas City Chiefs and first as offensive coordinator in 2018. Bieniemy previously served as the club's running backs coach since 2013.

Under Bieniemy's tutelage in 2017, the running backs ran for a combined 1,903 yards on the season. In 2016, he coached dual-threat running backs Spencer Ware and Charcandrick West. Ware had 921 rushing yards and three rushing TDs and West rushed for 293 yards with a touchdown.

From 2013 to 2016, he mentored one of Kansas City's biggest weapons in the NFL in both rushing and receiving, RB Jamaal Charles. In 2014, Charles recorded 1,000 yards for the fifth time in his career. Charles became the all-time leading rusher in franchise history and finished his Chiefs career with 7,260 career rushing yards. His 5.5 yards per carry average is also the best in Chiefs history. In 2013 under Bieniemy, Charles led the NFL in touchdowns (19) and first downs (104) and ranked second in yards from

scrimmage (1,980 yards). He recorded the most receiving yards by a running back in Chiefs history and led the AFC in rushing (1,287 yards).

Prior to returning to the NFL coaching ranks in 2013, Bieniemy spent two seasons (2011-12) at his alma mater Colorado after coaching the running backs for five seasons with the Minnesota Vikings (2006-10). While with the Vikings, he oversaw one of the most productive rushing units in the NFL. In those five seasons, the Vikings produced a 1,000-yard rusher each year while his stable of running backs broke the 100-yard mark 31 times in 80 regular season games.

In 2006, he coached Chester Taylor, who rushed for 1,216 yards; the next season, Taylor combined with Adrian Peterson to form one of the most dynamic duos in the NFL, as the two combined for 2,185 yards (1,341 by Peterson, who was All-Pro as a rookie). That season the Vikings led the NFL in rushing with 2,634 yards and set franchise marks of 5.3 yards per carry and 22 rushing touchdowns.

Peterson set a then-Vikings record with 1,760 yards in 2008, earning the Bert Bell Award as the Pro Football Player of the Year and was a runner-up in the Associated Press Offensive Player of the Year voting. Overall, Peterson totaled 5,782 rushing yards and 52 touchdowns in four seasons under Bieniemy's guidance.

Bieniemy made the move to the professional ranks after three seasons as the running backs coach at UCLA (2003-05).

While at UCLA, Bieniemy tutored former NFL RB Maurice Jones-Drew for three seasons. Jones-Drew earned Freshman All-America honors in 2003, rushed for 1,007 yards in 2004 and was a consensus All-America selection as a kick returner in 2005, when he averaged 28.5 yards per punt return, a school record and one of the top figures ever recorded nationally.

Bieniemy returned to Colorado in 2000 after his nine-year NFL career and got his first taste of coaching as an assistant at Thomas Jefferson High in Denver that fall.

In 2001, his first season as a running backs coach, Colorado ranked eighth in the nation in rushing. In 2002, the Buffs ranked sixth in the nation in rushing, and were first again with yards out of the running back positions.

He was a second-round draft pick of the San Diego Chargers in the 1991 NFL Draft (39th overall). He enjoyed a nine-year pro career with three teams: San Diego (1991-94), Cincinnati (1995-98) and Philadelphia (1999), where he played for Chiefs Head Coach Andy Reid. In 142 career NFL games, he rushed for 1,589 yards and 11 touchdowns while catching 146 passes for 1,223 yards. His final year with the Chargers, he played in Super Bowl XXIX.

He lettered in football and track at Bishop Amat High School in La Puente, Calif., earning second-team All-America honors in football as a senior when he rushed for

2,002 yards and 30 touchdowns.

Education: Colorado (B.A. 2001). **Born:** New Orleans. **Family:** Wife - Mia; Children - Eric III and Elijah.



RICK BURKHOLDER

**VICE PRESIDENT OF SPORTS
MEDICINE AND PERFORMANCE**



26TH YEAR IN NFL
6TH YEAR WITH THE CHIEFS



BURKHOLDER'S FOOTBALL CAREER

1986	New England Patriots	Summer Intern AT
1988-90	University of Arizona	GA AT ('88-89)
		Asst. Athletic Trainer ('90)
1991-93	University of Pittsburgh	Asst. Athletic Trainer
1994-98	Pittsburgh Steelers	Asst. Athletic Trainer
1999-12	Philadelphia Eagles	Head Athletic Trainer
2013-18	Kansas City Chiefs	Head Athletic Trainer ('13-17)
		VP of Sports Medicine & Performance ('18)



Known as one of the top athletic trainers in the National Football League, Rick Burkholder enters his sixth season with the Kansas City Chiefs in 2018 and his first serving as the club's Vice President of Sports Medicine and Performance. Following his promotion, he will continue to oversee the athletic training staff and adds the team's strength and conditioning and equipment departments to his responsibilities.

On Feb. 19, 2014, Burkholder received one of the highest honors in his profession as he was elected to a three-year term as President of the Professional Football Athletic Trainers Society (PFATS), which serves the players of the NFL, the member clubs and other members of the community, while ensuring the highest quality of health care provided to the NFL. During his term, he focused on two specific initiatives – emphasizing the need for gender equality in the NFL's athletic trainers, as well as the importance of athletic trainers at youth and high school levels.

In 2016, Burkholder was inducted into the Pennsylvania Athletic Training Hall of Fame. In back to back years, Burkholder received prestigious awards for his work in the field, earning the National Athletic Trainers' Association's Most Distinguished Athletic Trainer Award (2016), and

became just the second person and first athletic trainer to receive the NATA's President's Award, honoring his contribution to the profession (2017).

Having spent 19 years with Chiefs Head Coach Andy Reid, including 14 in Philadelphia as Reid held the same position with the Eagles (1999-2012), Burkholder became well known for his expertise in his rehabilitation programs. He and his staff were recognized by their peers following the 2010 season, being named the NFL's top training staff for the year.

Throughout his career, Burkholder has had numerous success stories rehabilitating players. In 2004, an aggressive rehabilitation program allowed WR Terrell Owens to return from a surgically-repaired ankle in seven weeks to play in Super Bowl XXXIX with the Eagles. He also helped RB Duce Staley return to the field in 2001, who suffered a severe Lis Franc sprain in his foot. The process went so well that Burkholder was published and has spoken nationally on the Lis Franc injury and its rehabilitation process. In addition, Burkholder designed a rehab program for Steelers CB Rod Woodson in 1995 after he suffered a torn ACL in the season opener. Woodson returned just four and a half months after surgery to play in Super Bowl XXX.

Burkholder has created specialized rehab programs for several Chiefs over the last three years, including several Achilles' tendon injuries: LB Derrick Johnson (2014 & 2016), DE Mike DeVito (2014), WR Chris Conley (2017) and S Eric Berry (2017). He also played a major role in Berry's return to the field in 2015 after battling Hodgkin's lymphoma.

Burkholder has been very proactive in sports medicine, emphasizing programs that prevent and combat dehydration, asthma and lower back injuries. In Philadelphia, he was instrumental in injury prevention by modifying the team's stretching program and instituting a torso-strengthening program known as "back school."

Before joining the Eagles training staff, he spent six seasons as an assistant athletic trainer with the Pittsburgh Steelers and three seasons as an assistant football athletic trainer at his alma mater, the University of Pittsburgh. A 1987 Pittsburgh graduate, Burkholder went on to earn his master's degree in athletic training from the University of Arizona where he spent two seasons as a graduate assistant and another as an assistant athletic trainer.

Burkholder is a certified athletic trainer and a member of the National Athletic Trainers Association, the Pennsylvania Athletic Trainers Society, in addition to his membership in PFATS. While with Philadelphia, he served as the NFC head athletic trainer representative on the PFATS executive committee.

In 2013, he was a part of a football safety clinic geared

specifically for moms at The University of Kansas Health System Training Complex. He is actively involved in the Kansas City community having given educational presentations on concussions and heat and hydration as part of The University of Kansas Health System Sports Medicine and Performance Center. Burkholder was instrumental in obtaining funding from the NFL Foundation and a matching grant from the Hunt Family Foundation with which the Chiefs and The University of Kansas Health System will provide athletic training coverage to KC United, a local youth football league currently without any medical coverage.

Burkholder first gained NFL experience serving as a summer intern with the New England Patriots training staff in 1986. He was influenced by his father, Richard, a long-time athletic trainer at Carlisle High School, and his mother, Nancy, a registered nurse. In 2003, Burkholder and his father were named distinguished alumni of Carlisle High School, and in 2013, Rick was honored with the Pennsylvania Athletic Trainers Society Distinguished Merit Award.

Education: Pittsburgh (B.S. 1987), Arizona (M.S. 1989).
Born: Carlisle, Pa. **Family:** Wife - Kristine; Children - Quinn Taylor and Carly Ann.



JOE BLEYMAIER

**PASS GAME
ANALYST/ASSISTANT
QUARTERBACKS**



3RD YEAR IN NFL
3RD YEAR WITH THE CHIEFS



BLEYMAIER'S FOOTBALL CAREER

2002-05 Delaware	Wide Receiver
2006-07 Wauwatosa	High School Asst. Coach
2007-09 Philadelphia Eagles	FB Ops./Summer Intern
2013-15 Colorado	Offensive Quality Control
2016-18 Kansas City Chiefs	Offensive QC ('16-17) Passing Game Analyst/Asst. QBs ('18)



Joe Bleymaier enters his third season with the Chiefs

and first as the pass game analyst/assistant quarterbacks coach in 2018. Bleymaier served as an offensive quality control coach for two seasons (2016-17). He came to Kansas City after previously spending three seasons at the University of Colorado as a quality control coach (2013-15).

In his first two seasons, Bleymaier has helped the Chiefs to a 22-10 record, winning back-to-back AFC West Division Titles.

Prior to his time at Colorado, Bleymaier spent two seasons at Wauwatosa East High School in Milwaukee, Wis., while he was attending law school.

Additionally, Bleymaier spent three summers as a football operations intern with Andy Reid and the Philadelphia Eagles (2007-09) while Reid was the Head Coach and Executive Vice President of Football Operations in Philadelphia.

Bleymaier was a four-year letterman as a wide receiver at Delaware (2002-05), where he hauled in 74 career receptions for 864 yards (11.7 avg.) with 11 total offensive touchdowns. In his sophomore season, Bleymaier was a member of the Blue Hens' 15-1, I-AA National Championship team.

Education: University of Delaware (B.A., 2005; J.D. 2009). **Born:** Boise, Idaho. **Family:** Wife - Stephanie; Son - Calvin.



TERRY BRADDEN

DEFENSIVE QUALITY CONTROL



2ND YEAR IN NFL
2ND YEAR WITH THE CHIEFS



BRADDEN'S FOOTBALL CAREER

2009-11	Howard University	Quarterback
2011-13	Tuskegee University	Quarterback
2014	Florida Atlantic University	QC Special Teams
2015	Inlet Grove HS	Athletic Dir. & Head Coach
2016	Bethune Cookman	QB Graduate Asst.
2017-18	Kansas City Chiefs	Defensive Assistant ('17) Defensive Quality Control ('18)



Terry Bradden enters his first season as a defensive quality control coach in 2018 after serving as a defensive assistant with the Kansas City Chiefs in 2017. Bradden

spent the 2017 season working closely under the tutelage of Defensive Backs Coach Emmitt Thomas, a Pro Football Hall of Famer as well as a Chiefs Hall of Famer, and Secondary/Cornerbacks Coach Al Harris, a two-time Pro Bowler and All-Pro Selection. In his current role, he works alongside Defensive Line Coach Britt Reid.

Prior to joining the Chiefs, Bradden served as a quarterback graduate assistant at Bethune Cookman University for the 2016 season. He was named to the first American Football Coaches Association top 30 under 30 class that year.

Prior to his time in Daytona Beach, Bradden spent the 2014 season at Florida Atlantic University as the quality control special teams coach before returning to his alma mater, Inlet Grove High School as the head football coach and athletic director for the 2015 season. He claimed the title of the youngest head football coach and athletic director in the state of Florida at the age of 24. Bradden played two seasons at Inlet Grove, leading the Hurricanes to consecutive Class 2A regional semifinal berths as a junior and senior (2008-09).

The Riviera Beach, Florida, native played quarterback for two seasons at Howard University (2009-11) in Washington, D.C., before transferring to Tuskegee University (2011-14), where he graduated with a degree in social work.

Education: Tuskegee University (B.S. 2014). **Born:** Riviera Beach, Fla. **Family:** Son - Christopher.



TRAVIS CRITTENDEN

**STRENGTH & CONDITIONING
ASSISTANT**



7TH YEAR IN NFL
6TH YEAR WITH THE CHIEFS



CRITTENDEN'S FOOTBALL CAREER

2000-03 Virginia Military Institute	Tackle
2004-07 AFL	Tackle
2007-08 CES	Director of Operations
2009-11 Stephenville (TX) HS	DL/Speed Development
2012 Philadelphia Eagles	Asst. Strength & Cond.
2013-18 Kansas City Chiefs	Asst. Strength & Cond.



Travis Crittenden enters his sixth season as an assistant strength and conditioning coach with the Kansas City Chiefs after spending the 2012 season in the same capacity for the Philadelphia Eagles.

Prior to entering the NFL, he served as the director of football operations and general manager of Competitive Edge Sports in Atlanta, Ga., where he led professional athletes through offseason training and also prepared collegiate football players for the NFL Combine and pro days, in addition to working with several international and US Olympic athletes.

While at CES, Crittenden worked in partnership with

Methodist Hospital Orthopedics and Sports Medicine in Houston, Texas, to research various methods of development in human performance. Additionally, Crittenden worked with Methodist to develop programs in "closing the loop" which are designed to shorten the time between the point when an athlete is medically cleared to participate in activities to the point where they are physically at their best and ready for competition, thus reducing risk of re-injury and decline in performance.

He was also a co-founder at Speedworx Sports. As co-founder, Crittenden worked with partners to research and develop better ways to produce sports performance training equipment based on what he learned in his years working with athletes, as well as time spent personally as an athlete. Together, Crittenden and his team produced an extensive line of equipment that is widely used in all sports for maximizing athletes potential as well as rehabilitation.

Crittenden spent three seasons (2009-11) as a defensive line coach and speed development coach for Stephenville (Texas) High School. During that time, the Yellow Jackets compiled a 28-12 record and reached the Texas State quarterfinals twice.

He played football at Fork Union Military Academy (1999) before finishing his collegiate career at Virginia Military Institute (2000-03), and he went on to play four seasons (2004-07) in the AFL at both defensive end and fullback. At VMI, he majored in psychology and education and minored in English. He competed in track and field, throwing the shot put, discus, hammer and 35lb weight.

Crittenden collaborated with fellow colleagues at CES to write and publish a book titled "Football Training Like the Pros," as well as the nationally accredited "Movement Over Speed Resistance Reaction" also known as "MORR" Certification.

Education: Virginia Military Institute (B.A. 2003). **Born:** New Kent, Va. **Family:** Wife - Laura; son - Roman.



MARK DELEONE

INSIDE LINEBACKERS



7TH YEAR IN NFL
6TH YEAR WITH THE CHIEFS



DELEONE'S FOOTBALL CAREER

2007-08 Iowa	Student Assistant
2009 New Hampshire	Dir. of Football Ops/Asst. OL
2010 Florida	Quality Control
2011 Temple	Graduate Assistant
2012 New York Jets	Defensive Assistant
2013-18 Kansas City Chiefs	Def. QC ('13-14) Asst. LBs ('15-17) Inside Linebackers ('18)



Mark DeLeone enters his sixth campaign with the Kansas City Chiefs, and first as inside linebackers coach in 2018 after serving three seasons as the club's assistant linebackers coach (2015-17). DeLeone spent his first two seasons with the Chiefs as a defensive quality control coach (2013-14). Prior to joining the Chiefs, DeLeone spent one season as the New York Jets (2012) defensive assistant under current Chiefs Defensive Coordinator Bob Sutton. DeLeone's time in Kansas City is highlighted by tutoring linebackers to a Pro Bowl berth in his first four seasons with the Chiefs.

Since 2013, DeLeone tutored veteran LB Derrick Johnson as he became the franchise tackles leader, compiling 1,262 tackles (993 solo). He also worked with second-year LB Reggie Ragland as he continued to see more action

following his arrival to the team in 2017, starting 10 of the 12 games he played in. In 2015, DeLeone's third season with the Chiefs, LBs Tamba Hali, Justin Houston and Derrick Johnson all earn Pro Bowl berths, just the third time in franchise history that three Chiefs linebackers were selected to the NFL's all-star game, with all three occurrences being held by Hali, Houston and Johnson.

In his second season, Houston broke the team's franchise record for sacks with 22.0, topping Derrick Thomas' previous record of 20.0 sacks in a single season. Houston's performance led to him being named the Derrick Thomas award winner as the team's MVP. LB Josh Mauga also led the defensive with 103 tackles (82 solo) in 2014.

Prior to entering the NFL coaching ranks with the Jets in 2012, DeLeone served as a graduate assistant at Temple University during 2011. He also served as a quality control coach at the University of Florida in 2010, working on Head Coach Urban Meyer's staff. He worked with the wide receivers in the spring, and then moved on and worked with the offensive line and tight ends in the fall. During that season, the Gators produced seven All-SEC performers en route to their Outback Bowl victory.

In 2009, he held the titles of director of football operations and assistant offensive line coach at the University of New Hampshire. In that season, the Wildcats went 10-3 en route to the Colonial Athletic Association North Championship and a quarterfinal showing in the Football Championship Subdivision playoffs.

He began his collegiate coaching career at the University of Iowa, where he was a defensive student assistant for Head Coach Kirk Ferentz and the Hawkeyes staff (2007-08). In 2007, he worked with the linebackers and switched to the defensive line in 2008. While with the Hawkeyes, Iowa won the 2009 Outback Bowl and produced 14 All-Big Ten selections and 22 NFL players.

DeLeone worked with two 2011 first-round NFL Draft picks in OL Mike Pouncey (Florida) and Adrian Clayborn (Iowa) during his time in the collegiate coaching ranks.

A 2009 graduate of the University of Iowa, DeLeone earned a bachelor's degree in liberal arts and sciences.

Education: University of Iowa (B.A. 2009). **Born:** Syracuse, N.Y. **Family:** Wife - Molly; Son - Rafael.



PORTER ELLETT

SENIOR ASSISTANT TO THE
HEAD COACH



2ND YEAR IN NFL
2ND YEAR WITH THE CHIEFS

ELLETT'S FOOTBALL CAREER

2010-14 BYU	Equipment Room Attendant
2016 SMG Stadium	Graduate Assistant
2017-18 Kansas City Chiefs ..	Senior Asst. to the Head Coach



Porter Ellett enters his second season as the Senior



Assistant to the Head Coach with the Kansas City Chiefs in 2018. With the Chiefs, Ellett works directly with Head Coach Andy Reid in organizing the day-to-day operations of the team. His responsibilities include overseeing player and staff communications with the head coach and managing the football calendar, which includes the offseason program, mini-camp and in-season schedules.

Prior to his arrival, Ellett served as a graduate assistant at SMG McLane Stadium at Baylor University while pursuing his Masters in Sport Management. While pursuing his undergraduate degree at Brigham Young University, he served as an equipment room attendant for the football team.

Outside of athletics, Ellett has a long history of service work under his belt. Since 2007, he has partnered with Coolspeak as a motivational speaker and facilitator, delivering over 1,000 keynotes across the country.

Additionally, Ellett owns Camp Overcome, a youth development program that implements positive attitudes through sports. When he isn't volunteering, Ellett trains and competes in Paralympic swimming and triathlons.

Education: Brigham Young University (B.S. 2014); Baylor University (M.S. Sports Management). **Family:** Wife - Carlie; Son - Porter Brigham.



MIKE FRAZIER

STATISTICAL ANALYSIS COORDINATOR



16TH YEAR IN NFL
6TH YEAR WITH THE CHIEFS

04
Conference Titles



Division Titles

FRAZIER'S FOOTBALL CAREER

2003-12 Philadelphia Eagles Stat. Analysis Coord.
2013-18 Kansas City Chiefs Statistical Analysis Coord.



Mike Frazier enters his sixth season as the Chiefs Statistical Analysis Coordinator in 2018. He arrived in Kansas City in 2013 after spending 10 seasons in the same role with the Philadelphia Eagles (2003-12).

In his current position, he assists Head Coach Andy Reid and the Chiefs coaching staff with player statistics and situational analysis, as well as team and league-wide trends.

Frazier joined the Eagles following his graduation from The College of Wooster in Wooster, Ohio (1999-03). While completing his undergraduate degree, Frazier held internships with Morgan Stanley (formerly Smith Barney) and Wells Fargo (formerly Wachovia). He also interned with the Philadelphia Eagles in 2002 where he worked with Reid and a number of current Chiefs assistant coaches who served on the Eagles coaching staff.

Education: The College of Wooster (B.A. 2003).

Born: Evanston, Ill.



DAVID GIRARDI

OFFENSIVE QUALITY CONTROL



1ST YEAR IN NFL
1ST YEAR WITH THE CHIEFS

GIRARDI'S FOOTBALL CAREER

2007-10	Geneva College	Quarterback
2011-12	Seton Hill University	Defensive GA (DBs)
2013	Geneva College	Quarterbacks
2014-16	Northwestern	Offensive Quality Control ('14) Defensive GA (DBs) ('15-16)
2017	Lafayette College	Quarterbacks
2018	Kansas City Chiefs	Offensive Quality Control



David Girardi enters his first season with the Chiefs as

an offensive quality control coach in 2018.

Prior to coming to Kansas City, Girardi spent the 2017 season as the quarterbacks coach at Lafayette College, coaching a true freshman that started 11 games and broke the school record for completions.

Prior to Lafayette, he was a defensive graduate assistant at Northwestern University during the 2015-16 seasons, where he helped coach the secondary and ran the offensive scout team. He served as an offensive quality control coach during his initial season at Northwestern in 2014, assisting the offensive coordinator and quarterbacks coach.

During the 2013 season, Girardi served as an assistant football coach at Geneva College where he coached the quarterbacks. The Golden Tornadoes broke numerous single-game and single-season school passing records during his time in charge of the passing game. Before Geneva College, he spent two seasons (2011-12) at Seton Hill University as a graduate assistant, focusing on the defensive secondary.

Girardi played quarterback at Geneva College from 2007 to 2010 and was named an NCCAA All-American twice. He led his team to a Victory Bowl win in 2009 and was named captain twice (2009, 2010).

Education: Geneva College (B.S. 2011), Seton Hill (M.B.A. 2013), Northwestern (M.S.A. 2016). **Born:** New Kensington, Pa.



AL HARRIS

SECONDARY/CORNERBACKS



21ST YEAR IN NFL
6TH YEAR WITH THE CHIEFS
6TH YEAR NFL COACH



HARRIS' FOOTBALL CAREER

1993-94 Trinity Valley Comm. College	Cornerback
1995-96 Texas A&M University-Kingsville	Cornerback
1997 Tampa Bay Buccaneers	Cornerback
1998-02 Philadelphia Eagles	Cornerback
2003-09 Green Bay Packers	Cornerback
2010 Miami Dolphins	Cornerback
2011 St. Louis Rams	Cornerback
2012 Miami Dolphins	Coaching Intern
2013-18 Kansas City Chiefs	Def. Asst./Sec. ('13-15) Secondary/Cornerbacks ('16-18)



Al Harris returns for his sixth season with the Chiefs and his third as secondary/cornerbacks coach in 2018 after spending his first three seasons as defensive assistant/secondary coach (2013-15). Harris started his coaching career after a 15-year NFL playing career that saw him reach two Pro Bowls and earn an All-Pro selection.

Most recently in 2017, under Harris' direction, S Daniel Sorensen led the defense with a team-high 88 tackles. After only starting in one game from 2014-16, Sorensen stepped into the starting safety position after S Eric Berry suffered a season-ending Achilles injury in the season opener. Sorensen would go on to start the remaining 14 games he played in and tallied career-highs in tackles, sacks (1.5), tackles for loss (5) and quarterback pressures (7). In 2016, veteran S Eric Berry (5th selection) and second-year CB Marcus Peters (2nd selection) were named to the 2017 Pro Bowl. Peters led the team and ranked tied-second in the league in interceptions (six) while Berry finished second on the roster in tackles (77) and added four interceptions with two touchdowns. Both Peters and Berry were additionally named to the Associated Press' All-Pro Team, while Berry earned the club's Derrick Thomas Award as the team's MVP.

In Harris' third season with the Chiefs in 2015, the defense proved to be one of the best in the league. The club forced 29 opponent turnovers on defense and special teams. The Chiefs defense ranked second in the league with 22 interceptions with four returned for a touchdown. Under Harris' guidance, DB Ron Parker recorded 5.0 sacks giving him 7.0 sacks in his career, which ranks first in Chiefs history among defensive backs. Additionally, Peters set the franchise record for passes defended in a single season with 26, en route to being named the NFL's Defensive Rookie of the Year, as well as the club's Mack Lee Hill Award Winner, an award voted on by teammates for the top rookie or first year player. Following the 2015 season, Berry was named the NFL's Comeback Player of the Year as well as being the recipient of the Ed Block Courage Award after overcoming Hodgkin's Lymphoma and making one of the greatest comebacks in NFL history.

Prior to joining the Chiefs in 2012, Harris served as a coaching intern with the Miami Dolphins under Head Coach Joe Philbin.

Originally drafted by the Tampa Bay Buccaneers in the sixth round (169th overall) of the 1997 NFL Draft, Harris went on to play in 194 games (128 starts) in a 15-year NFL playing career. He recorded 469 tackles (423 solo), 4.0 sacks (-22.0 yards), 21 interceptions returned for 407 yards with three returned for touchdowns, 148 passes defended, two forced fumbles and two fumble recoveries. He appeared in 12 postseason games with four playoff starts, recording 31 tackles (29 solo), one interception returned for a 52-yard touchdown, 11 passes defended and one forced fumble.

After spending his entire rookie campaign (1997) on Tampa Bay's practice squad, he was waived and claimed by the Philadelphia Eagles for the 1998 season. He was a spot contributor in the defensive backfield appearing as the club's nickel cornerback for five seasons (1998-2002). Starting with the 1999 season, he played for Chiefs Head Coach Andy Reid, who held the same position with the Eagles. With the Eagles, Harris was a part of two NFC East division championship teams in 2001-02 as the team went on to compete in back-to-back NFC Championship games.

Following the 2002 season with Philadelphia, Harris was acquired by the Green Bay Packers. He spent seven seasons with the Packers (2003-09) where he started all 102 regular season games in seven seasons with the team, including playing in five postseason games (four starts). He earned trips to the Pro Bowl following the 2007-08 seasons.

He finished his career playing three games with the Miami Dolphins in 2010 and appearing in nine games (five starts) with the St. Louis Rams in 2011.

Harris spent two seasons (1993-94) at Trinity Valley Community College in Athens, Texas, where he was a member of the 1994 national championship team. He transferred to Texas A&M University-Kingsville where he was a two-year starter and letterman (1995-96) and was a

first-team All-Lone Star Conference pick as a senior.

Education: Texas A&M-Kingsville (B.A. 1997). **Born:** Pompano Beach, Fla. **Family:** Wife - Shyla; Children - Al Jr., Gavin and Gage.



ANDY HECK

OFFENSIVE LINE



27TH YEAR IN NFL
6TH YEAR WITH THE CHIEFS
15TH YEAR NFL COACH



HECK'S FOOTBALL CAREER

1985-88 Notre Dame	Tight End/Tackle
1989-93 Seattle Seahawks	Tackle
1994-98 Chicago Bears	Tackle
1999-00 Washington Redskins	Tackle
2001-03 University of Virginia	Grad. Asst. ('01-02) Tight Ends ('03)
2004-12 Jacksonville Jaguars	Off. Asst./Asst. OL ('04) Assistant Offensive Line ('05) Offensive Line ('06-12)
2012-18 Kansas City Chiefs	Offensive Line



Andy Heck enters his 27th year in the NFL in 2018. He begins his 15th season as an NFL coach, including his sixth as the Chiefs offensive line coach. His time in the NFL includes a 12-year career as an offensive lineman.

During the 2017 season, Heck coached seven different starting offensive lineman with six different combinations, paving the way for the running backs group to record a combined 1,903 yards. QB Alex Smith threw for a career-high 4,042 and both Smith and Hunt made the Pro Bowl in 2017. T Mitchell Schwartz started every game at RT in 2017, extending his current streak with the most straight starts for an offensive tackle to 96.

In 2016, the offensive line proved its versatility once again as eight different linemen filled a starting role throughout the season. Behind a Heck-coached offensive line, RB Spencer Ware had 921 rushing yards and three rushing touchdowns while RB Charcandrick West rushed for 293 yards and one touchdown.

In 2015, nine different offensive line combinations including eight different offensive linemen made up the starting lineup. Rookie Mitch Morse started all but one game at center, and T Eric Fisher solidified the left tackle spot during the club's 11-game winning streak.

During the 2014 season, the line helped RBs Jamaal Charles and Knile Davis carry the scoring load for the Chiefs. The two scored 22 of the Chiefs 40 total touchdowns, which ranked first among a pair of teammates across the NFL. Additionally, Charles surpassed Priest Holmes as the Chiefs all-time leading rusher with 6,856 rushing yards. Charles' 1,033 rushing yards in 2014 was his third consecutive year over 1,000 yards and second consecutive behind Heck's line.

In 2013, Heck led Kansas City's offensive line to help Charles reach 1,287 rushing yards, enough for third-most in the NFL. T Branden Albert made his first appearance in the Pro Bowl under Heck's guidance.

Prior to joining the Chiefs staff, Heck served nine years on the Jacksonville Jaguars coaching staff as the assistant offensive line coach (2005) and offensive assistant/assistant offensive line coach (2004) before being promoted to offensive line coach (2006-12).

In 2011, Jacksonville's offensive line paved the way for RB Maurice Jones-Drew to rush for 1,606 yards to earn the NFL rushing title. In 2010, the Jaguars boasted the third-ranked rushing offense in the NFL, averaging 149.7 yards per game, including a 4.7 yards per carry average to rank fifth in the league. The team racked up 2,395 rushing yards to rank as the second-most in team history at that point.

In 2006 and 2007, the offensive line led the offense to the two highest single-season rushing totals in franchise history to date and two of the three lowest sack totals. The Jaguars set the single-season franchise record for rushing yards (2,541) in 2006 and allowed only 30.0 sacks, the second-fewest in team history.

Prior to Jacksonville, Heck served three seasons on the University of Virginia coaching staff, the first two seasons as a graduate assistant and the final year as tight ends coach. He tutored All-America tight end Heath Miller, who set numerous Atlantic Coast Conference tight end records for receiving and scoring. Miller was a first-round pick of the Pittsburgh Steelers in 2005.

Heck played in the NFL for 12 seasons (1989-2000) as an offensive lineman. He finished his playing career with the Washington Redskins, where he played for two seasons. As the starting left tackle in 1999, he blocked for an offense that ranked second in the NFL. From 1994 to 1998, Heck was a five-year starter for the Chicago Bears. In 1995, he gave up no sacks as part of an offensive line that yielded the fewest sacks in the NFL. Heck was drafted in the first round (15th overall) by the Seattle Seahawks, where he was a unanimous All-Rookie selection in 1989. A starter for all five years with the Seahawks, he played three seasons without missing a snap.



A 1989 graduate of Notre Dame, Heck was a first-team All-America selection and he co-captained the 1988 national championship team that finished 12-0. He was a tight end for his first three seasons at Notre Dame before

moving to tackle in spring drills in his senior season.

Education: Notre Dame (B.A. 1989). **Born:** Fargo, N.D.

Family: Wife - Jennifer; Children - Jonathan, Charlie, Molly and Evelyn.



MIKE KAFKA

QUARTERBACKS



8TH YEAR IN NFL
2ND YEAR WITH THE CHIEFS
2ND YEAR NFL COACH



KAFKA'S FOOTBALL CAREER

2006-09 Northwestern	Quarterback
2010-12 Philadelphia Eagles	Quarterback
2013 New England Patriots	Quarterback
2014 Tampa Bay Buccaneers	Quarterback
2015 Minnesota Vikings	Quarterback
2016 Northwestern	Graduate Assistant (Off.)
2017-18 Kansas City Chiefs	Offensive QC ('17) Quarterbacks ('18)



Mike Kafka enters his second season with the Kansas City Chiefs in 2018 and first as the quarterbacks coach. Kafka served as an offensive quality control coach in 2017, helping mentor rookie QB Patrick Mahomes and assisting an offense that featured a 4,000-yard passer, 1,000 yard rusher, receiver and tight end.

Prior to joining the Chiefs, Kafka returned to his alma mater, serving as graduate assistant (offense) at

Northwestern University. With Kafka's assistance, the Wildcats averaged 398.2 yards per game and 26.0 points per game, which led to a New Era Pinstripe Bowl selection where they beat No. 23 Pittsburgh, 31-24, inside Yankee Stadium.

Under Kafka's guidance, Northwestern saw numerous highlights throughout the course of the season. For the first time in NU history, senior wide receiver Austin Carr accepted the league's Richter-Howard Big Ten Receiver of the Year honor after leading the Big Ten in receptions (84), receiving yards (1,196) and touchdowns (12) during the regular season. He was also a finalist for the Biletnikoff Award.

Prior to joining the coaching ranks, Kafka enjoyed a six-year playing career in the National Football League where he primarily saw action as a backup quarterback and practice squad member with several teams. Kafka was drafted in the fourth round of the 2010 NFL Draft (122nd overall) by then-Head Coach Andy Reid and the Philadelphia Eagles. He appeared in four games throughout his career, all with the Eagles in the 2011 season.

A collegiate standout at Northwestern University, Kafka appeared in 30 games as a Wildcat, completing 408 of 637 passes (64.1 pct.) for 4,265 yards with 19 touchdowns. He set single-game records in both passing yards (532 vs. Auburn, 2010) and rushing yards by a quarterback (217 vs. Minnesota, 2008). Additionally, his 3,725 yards of total offense as a senior in 2009 still stands as the No. 2 season in program history.

A product of Chicago's St. Rita High School, Kafka earned a degree in communication studies from Northwestern.

Education: Northwestern (B.S. 2009). **Born:** Chicago. **Family:** Wife - Alli; Daughter - Ashton.



GREG LEWIS

WIDE RECEIVERS



12TH YEAR IN NFL
2ND YEAR WITH THE CHIEFS



LEWIS' FOOTBALL CAREER

1999-02 Illinois	Wide Receiver
2003-08 Philadelphia Eagles	Wide Receiver
2009-10 Minnesota Vikings	Wide Receiver
2012 San Diego State	Wide Receivers
2013 San Jose State	Wide Receivers
2014 Pittsburgh	Wide Receivers
2015 New Orleans Saints	Offensive Assistant
2016 Philadelphia Eagles	Wide Receivers
2017-18 Kansas City Chiefs	Wide Receivers



Greg Lewis enters his second season as a wide receivers coach with the Kansas City Chiefs in 2018. This season marks his 12th year in the NFL, with prior stops as a wide receivers coach in Philadelphia (2016) and as an offensive assistant in New Orleans (2015), preceded by an eight-year career as a wide receiver.

In 2017, Lewis coached wide receiver Tyreek Hill, who had career highs in yards (1,183) and receiving touchdowns (8). Hill had five receptions of 55 yards or more, and 16 receptions of 25 yards or more. Overall, the receivers combined for 2,285 yards and 12 touchdowns under Lewis' tutelage.

Lewis spent the 2016 season in Philadelphia guiding a young receiving core. The Lewis-led group of Eagles wideouts produced 1,839 receiving yards on 170 receptions (10.8 yards per catch) with eight touchdowns.

Prior to joining the Eagles, Lewis served as an offensive assistant in New Orleans, which was his first full-time coaching role in the National Football League. The 2015 Saints, led by quarterback Drew Brees, put together a league-leading 460 completions for 5,205 passing yards.

Prior to coaching stints in the National Football League, Lewis spent three seasons coaching in the collegiate ranks, spending time with the University of Pittsburgh (2014), San

Jose State (2013) and the University of San Diego (2012).

Working with the wide receivers at Pittsburgh in 2014, Lewis tutored wide receiver Tyler Boyd, a second-round pick by the Cincinnati Bengals in the 2016 NFL Draft. Boyd ranked second in the ACC with 1,261 yards in 2014, and left the Panthers as the school's all-time leading receiver in receptions (254), receiving yards (3,361) and finished second in all-purpose yards (5,243), earning a first-team All-ACC nod as a wide receiver.

In his one season coaching at San Jose State, senior Chandler Jones and freshman Tyler Winston, were All-Mountain West Conference honorees. Jones was a first-team selection with 79 receptions for 1,356 yards and a single-season school-record 15 touchdown catches. Jones also established a new University record for career TD receptions with 29. Despite starting only eight games, Winston was named the Mountain West Freshman of the Year. He finished 2013 with 58 receptions for 858 yards and five touchdowns. Winston led all Football Bowl Subdivision (FBS) freshmen with four games of 100 or more receiving yards.

Under Lewis' direction, four Spartans wide receivers finished the 2013 season with at least 100 career receptions. Jones and team captain Noel Grigsby completed their college careers with 248 and 237 receptions, respectively.

Lewis began his coaching career in 2012 as a wide receivers coach at the University of San Diego. The Lewis-led group of wideouts totaled 2,287 yards on 182 receptions (12.6 yards per catch) with 21 touchdowns.

Prior to coaching, Lewis enjoyed an eight-year playing career in the National Football League. Undrafted out of the University of Illinois, then-head coach Andy Reid first signed Lewis in Philadelphia where he appeared in 90 games (23 starts), logging 127 catches for 1,699 yards (13.3 yards per catch) and seven touchdowns. His time with the Eagles was highlighted by a fourth-quarter touchdown pass in Super Bowl XXXIX.

The Chicago, Illinois, native finished his pro career in Minnesota, where he spent two seasons and appeared in 26 games (six starts), tallying 293 yards on 25 catches (11.7 yards per catch) with one touchdown. His most notable achievement in Minnesota came on one of the most dramatic finishes in Vikings history, when he made a tightrope catch in the back of the end zone with two seconds left to lift Minnesota past the San Francisco 49ers, 27-24. Lewis would go on to share an ESPY Award for 'Best Play' with then-Vikings quarterback Brett Favre.

A standout at the University of Illinois, Lewis appeared in 44 games, logging 103 reception for 1,456 yards (14.1



yards per catch) and 12 touchdowns.

Education: University of Illinois (B.A. 2002). **Born:** Chicago. **Family:** Married with four children.



COREY MATTHAEI

ASSISTANT OFFENSIVE LINE



11TH YEAR IN NFL
6TH YEAR WITH THE CHIEFS



MATTHAEI'S FOOTBALL CAREER

2003-06 Willamette University	Offensive Lineman
2007 Willamette University	Offensive Assistant
2008-12 Philadelphia Eagles	Coaching Asst. ('08-09)
	Assistant to the Head Coach ('09-12)
2013-18 Kansas City Chiefs	Offensive QC ('13-14)
	Asst. Quarterbacks ('15-17)
	Asst. Offensive Line ('18)



Corey Matthaei enters his sixth season with the Chiefs and first as the team's assistant offensive line coach in 2018. Prior to this season, Matthaei served as the team's assistant quarterbacks coach from 2015 to 2017. In addition to tutoring the quarterbacks, Matthaei assisted offensive line coach Andy Heck, working with the offensive

line.

Before being promoted in 2015, Matthaei was an offensive quality control coach for two seasons with the team (2013-14) and spent five seasons with the Philadelphia Eagles as a coaching assistant (2008-12).

Since Matthaei's arrival in Kansas City in 2013, he assisted QB Alex Smith in owning a 65.1 completion percentage, which ranks first among all Chiefs quarterbacks with at least 700 passing attempts. Under Matthaei's guidance, Smith recorded five consecutive seasons passing for 3,000 yards since joining the franchise in 2013. Smith became the franchise's all-time leading rusher among QBs after the 2017 season (1,672 yards).

In 2013, Matthaei assisted an offensive staff that propelled the Chiefs to the single best season turnaround in franchise history, winning 11 games after a 2-14 season.

Prior to his move to Kansas City, Matthaei served three seasons under Chiefs Head Coach Andy Reid with the Philadelphia Eagles as the assistant to the head coach from 2010-12 after completing two seasons with the Eagles as a coaching assistant (2008-09). He spent 2006-07 as Philadelphia's football operations assistant for training camp.

Before embarking on his NFL career, Matthaei played on the offensive line at Willamette University in Salem, Ore., (2003-06). Upon graduating, he spent one season as the offensive assistant at his alma mater.

Education: Willamette University (B.A. 2007). **Born:** Fircrest, Wash. **Family:** Wife - Cari; Children - Taylor, Brayden and Kacey.





DELAND MCCULLOUGH

RUNNING BACKS



3RD YEAR IN NFL
1ST YEAR WITH THE CHIEFS

MCCULLOUGH'S FOOTBALL CAREER

1991-95	Miami (Ohio)	Running Back
1996-97	Cincinnati Bengals	Running Back
1997	Philadelphia Eagles	Running Back
1998-99	Winnipeg Blue Bombers	Running Back
2001	Chicago Enforcers (XFL)	Running Back
2001-2010	Harmony Comm. HS	Head Coach ('01-04) Athletic Director ('02-09) Principal ('04-10)
2010	Miami (Ohio)	Quality Control
2011-16	Indiana	Running Backs
2017	USC	Running Backs
2018	Kansas City Chiefs	Running Backs



Deland McCullough enters his first year with the Chiefs as the running backs coach in 2018. McCullough joins the Chiefs after spending the 2017 season as USC's running backs coach/run game coordinator.

Prior to USC, he spent six years at Indiana University as the running backs coach. During his seven years in college football, McCullough coached five consecutive 1,000-yard rushers. His running backs were recognized as All-Conference nine times and two were All-American.

He mentored NFL running backs Stephen Houston, Tevin Coleman, Jordan Howard, Devine Redding and Ronald Jones.

Prior to entering college coaching, McCullough served initially as a High School Head Football Coach/Teacher (2001-2004), Athletic Director (2002-2009), then Principal (2004-2010) at Harmony Community High School. He earned a Masters of Education in instructional design at American Intercontinental University and still holds Principals Certification in Educational Leadership.

A native of Youngstown, Ohio, McCullough attended Miami (Ohio) and graduated in 1996 as the all-time leading rusher for the Redhawks and the Mid-American Conference. He went on to play for the Cincinnati Bengals and Philadelphia Eagles for two seasons (1996-97), before joining the CFL's Winnipeg Blue Bombers for two seasons (1998-99) and the XFL's Chicago Enforcers for one season (2001).

Education: Miami (Ohio) (B.A. 1996, M.Ed. 2004). **Born:** Youngstown, Ohio. **Family:** Wife - Darnell; Sons - Deland II, Dasan, Daeh and Diem.



TOM MELVIN

TIGHT ENDS



20TH YEAR IN NFL
6TH YEAR WITH THE CHIEFS



MELVIN'S FOOTBALL CAREER

1982-83 San Francisco State	Offensive Lineman
1984-85 San Francisco State	Graduate Assistant
1986-97 Northern Arizona	RB/OL/TE
1988-90 UC Santa Barbara	Off. Coord./ OL
1999-12 Philadelphia Eagles	Off. Asst./QC ('99-01) Tight Ends ('02-12)
2013-18 Kansas City Chiefs	Tight Ends



Tom Melvin enters his sixth season as Kansas City's tight ends coach and his 20th season as an NFL coach in 2018.

Under Melvin's leadership, TE Travis Kelce had another Pro Bowl year in 2017, recording 83 receptions, 1,038 yards and a career-high eight touchdowns. After two straight 1,000-yard and 80-catch seasons, he continues to solidify himself as one of the elite tight ends in the National Football League.

Melvin has mentored well-rounded tight ends including the development of TE Demetrius Harris. Harris entered the league in 2013 as an undrafted free agent, spending the season on the club's practice squad after playing college basketball at UW-Milwaukee. In 2017, he recorded 18 catches for 224 yards and one touchdown.

Prior to joining the Chiefs in 2013, Melvin spent 14 seasons on the offensive coaching staff in Philadelphia, including the last 11 years of his tenure as the Eagles tight ends coach. Prior to being elevated to tight ends coach, Melvin was the club's offensive assistant/quality control

coach.

In his time overseeing the tight ends in Philadelphia, Melvin played a key role in the development of Brent Celek, who caught 280 passes for 3,472 yards and 20 touchdowns in his six-year career playing for Melvin and the Eagles. Celek ranked second on the Eagles squad for the second straight season with 57 receptions after hauling in 62 in 2011. He had 684 receiving yards in 2012 after registering 811 yards in 2011 with six touchdowns in the past two seasons.

In 2011, Celek topped all NFL tight ends with an average of 8.1 yards after the catch. Celek turned in one of the finest seasons ever by an Eagles tight end in 2009 with 76 receptions for 971 yards and eight touchdowns.

Melvin joined the Eagles after an eight-year stint at Occidental College, where he served as the school's offensive coordinator and offensive line coach. In 1993, he led the Tigers to a then-school record 326 points and 2,526 rushing yards on the way to an 8-1 record.

Prior to his time at Occidental, he served as the offensive coordinator/offensive line coach at the University of California—Santa Barbara. At UCSB, Melvin directed the nation's fifth-ranked offense in 1989 while coaching five All-America selections.

From 1982-83, Melvin played on the offensive line at San Francisco State University. During the 1983 season, his position coach at SFSU was current Chiefs Head Coach Andy Reid.

Following his playing career at San Francisco State, Melvin began his coaching career as a graduate assistant at his alma mater, serving on the same staff with Reid. He then moved on to Northern Arizona, where he mentored TE Shawn Collins, a first-round draft pick of Atlanta in the 1989 NFL Draft.

Melvin attended Cubberley High School in Palo Alto, Calif. Today, he holds a bachelor's degree in physical education from San Francisco State and a master's degree in educational administration from Northern Arizona.

Melvin's cousin, Bob Melvin, is a former major league catcher and current manager of the Oakland Athletics.

Education: San Francisco State University (B.A. 1984, M.E. 1987). **Born:** Redwood City, Calif. **Family:** Wife - Kathy; Children - Justin, Joshua, J.T., Heather; Granddaughter - Haylee.



BRITT REID

DEFENSIVE LINE



6TH YEAR IN NFL
6TH YEAR WITH THE CHIEFS



REID'S FOOTBALL CAREER

2009	St. Joseph's Prep	Asst. Offensive Line
2010-12	Temple University	Student Asst. ('10-11) Graduate Assistant ('12)
2013-18	Kansas City Chiefs	Quality Control ('13-14) Asst. Defensive Line ('15) Defensive Line ('16-18)



Britt Reid enters his sixth season with the Kansas City Chiefs and his third as defensive line coach in 2018 after spending the previous three years as assistant defensive line coach (2015) and defensive quality control coach (2013-14). Prior to joining the Chiefs, Reid spent three seasons (2010-12) at Temple University as a graduate assistant working with the offense.

During the 2017 season, Chiefs newcomer DT Bennie Logan led the defensive line with 52 tackles ranking fifth in Kansas City's defense. Second-year DL Chris Jones continued to grow tallying a career-high 6.5 sacks and four

forced fumbles. Jones was named the AFC Defensive Player of the Week after recording four tackles, 3.0 sacks, two forced fumbles and his first-career interception during the Week 2 match-up against the Philadelphia Eagles.

In 2016, the Chiefs defensive line showed continued success as 11 Chiefs combined to register 28.0 sacks (-162 yards) and 67.0 tackles for loss. Reid played a key role in the development of rookie Chris Jones. Jones appeared in 16 games (11 starts), logging 28 tackles, 2.0 sacks, four passes defended and four tackles for loss. Jones was additionally voted to the 2016 All-Rookie team by the Pro Football Writers of America (PFWA). Additionally, Reid helped guide second-year DL Rakeem-Nunez-Roches into an every-game role. Nunez-Roches appeared in the Chiefs final 11 regular-season contests in addition to the Divisional Playoff game. Nunez-Roches totaled 24 tackles, 1.0 sack and three quarterback hurries. The 2015 season saw four different players start at multiple positions along the defensive line. The Kansas City defensive line tallied 14.0 sacks and 27 tackles for loss under Reid's watch.

Prior to his graduation, Reid served as a student assistant for the Temple football program for two seasons assisting the offense. Reid also spent two years (2011-12) working the Steve Addazio football camp. In 2009, he was a training camp coordinator intern for the Philadelphia Eagles, and in 2008, he was an assistant offensive line coach at St. Joseph's Preparatory in Philadelphia.

Reid has a bachelor's degree in communications from Temple University. He played football at Harriton High School and was a captain for three seasons. He played in the East-West All-Star Game as a senior.

Education: Temple University (B.A. 2012). **Born:** San Francisco, Calif. **Family:** Wife - Kristen. Son - Maverick and Daughters - Somers and Saylor.



RYAN REYNOLDS

STRENGTH & CONDITIONING ASSISTANT



3RD YEAR IN NFL
3RD YEAR WITH THE CHIEFS



REYNOLDS' FOOTBALL CAREER

2005	Iowa	Strength and Conditioning Intern
2006-08	Arizona State	Sports Performance Grad. Asst.
2008	Louisville	Asst. Sports Performance Coach
2008-12	Arizona State	Asst. Sports Perf. ('08-09) Asst. Coach Sports Performance ('09-12)
2012-15	UCLA	Asst. Strength & Conditioning
2016-18	Kansas City Chiefs	Str. & Cond. Asst.



Ryan Reynolds enters his third NFL season with Kansas City in 2018 as the club's strength & conditioning assistant with a focus on sports science.

Prior to working for the Chiefs, Reynolds served as the assistant strength & conditioning coach for the UCLA Bruins football team for four seasons (2012-15). He also spent time with Arizona State University's football program as an assistant coach focusing on sports performance (2008-12) and as a sports performance graduate assistant for the university's basketball and football teams (2006-08). Between his time as a graduate assistant and an assistant coach at ASU, Reynolds spent time as a sports performance assistant for the University of Louisville's football team (2008).

Reynolds got his start as an intern for the University of Iowa, focusing on men's basketball, olympic sports and football strength & conditioning (2001-06).

Reynolds graduated with a Bachelor's in exercise science from the University of Iowa in 2005, and received a Master of Education from Arizona State University in 2007.

Education: University of Iowa (B.S. 2005), Arizona State University (M.Ed. 2007). **Born:** Fulton, Ill.



BARRY RUBIN

STRENGTH & CONDITIONING



22ND YEAR IN NFL
6TH YEAR WITH THE CHIEFS



RUBIN'S FOOTBALL CAREER

1976-77 Louisiana State	Running Back/Punter
1978-80 Northwestern (La.) State	Tight End/Punter
1982-83 Northeast Louisiana	Strength Coach
1984-85 Louisiana State	Strength & Cond.
1987-90 Northeast Louisiana	Strength Coach
1994 Northeast Louisiana	Strength Coach
1995-05 Green Bay Packers	Asst. S & C ('95-98)
	Strength & Cond. ('99-05)
2008-12 Philadelphia Eagles	Asst. S & C ('08-09)
	Strength & Cond. ('10-12)
2013-18 Kansas City Chiefs	Strength & Cond.



Barry Rubin enters his sixth season as the Chiefs strength and conditioning coach in 2018. Rubin played a

critical role during his first five seasons with the club, implementing and maintaining a strength and conditioning program throughout the year that prepared the team for five consecutive winning seasons including a 10-6 record in 2017, earning the club its first back-to-back AFC West Division Championships in franchise history.

He joined the Chiefs after serving the previous three seasons in the same capacity with the Philadelphia Eagles (2010-12).

Prior to being promoted to the Eagles Head Strength and Conditioning Coach in 2010, he was an assistant for two years (2008-09).

Before his move to Philadelphia, he spent seven years as the head strength and conditioning coach (1999-2005) and four years as an assistant for the Green Bay Packers (1995-98).

During his tenure in Green Bay, the Packers earned six division titles, two NFC championship titles and a Super Bowl XXXI victory under Head Coach Mike Holmgren. He also served as a strength coach at Northeast Louisiana (1982-83, 1987-90 and 1994) and LSU (1984-85).

Rubin was inducted into the Northwestern (La.) State Hall of Fame in 2014, where he played with former Chiefs great Joe Delaney, and the USA Strength and Conditioning Coaches Hall of Fame in 2003.

He played tight end and punter at Northwestern State from 1978-80 after serving as a running back and punter at LSU from 1976-77.

Education: Northwestern (La.) State (B.A. 1981). **Born:** Monroe, La. **Family:** Wife - Nicole; Daughter - Daley.



MIKE SMITH

OUTSIDE LINEBACKERS



10TH YEAR IN NFL
3RD YEAR WITH THE CHIEFS
6TH YEAR NFL COACH



SMITH'S FOOTBALL CAREER

2001-2004	Texas Tech	Linebacker
2005-08	Baltimore Ravens	Linebacker
2009	University of Hawaii	Linebackers
2010-12	New York Jets	Outside Linebackers
2013-15	Texas Tech	Co-Defensive Coord./DL/OLBs
2016-18	Kansas City Chiefs	Asst. DL ('16-17) Outside Linebackers ('18)



Mike Smith begins his sixth NFL coaching season and first season as Kansas City's outside linebackers coach in 2018, after serving two seasons as the Chiefs assistant defensive line coach (2016-17).

In 2017, Smith alongside Defensive Line Coach Britt Reid, led a defensive line that produced 11.5 sacks (-60 yards) by five different players and 21 tackles for loss. Chiefs DL Chris Jones had a career-high 6.5 sacks, three of which came in the Week 2 matchup against the Philadelphia Eagles. Jones would go on to be named the AFC Defensive Player of the Week following his Week 2 performance where he also recorded four tackles, two forced fumbles and his first-career interception.

In his first season with the Chiefs in 2016, Smith assisted a defensive line that helped limit opponents to 19.4 points per game, which ranked seventh in the league.

Additionally, 11 Chiefs combined to register 28.0 sacks (-162 yards) and 67.0 tackles for loss. Smith also played an instrumental role in the development of rookie DL Chris Jones, who appeared in all 16 regular-season contests (11 starts) and totaled 17 tackles (11 solo), 10 quarterback hurries, 2.0 sacks and was named to the Pro Football Writers of Americas (PFWA) 2016 All-Rookie team.

Prior to his arrival in Kansas City, Smith coached at Texas Tech, where he served as the co-defensive coordinator, while tutoring the defensive line and outside linebackers for two seasons (2013-15). Smith served as the interim defensive coordinator for the final nine games of the 2014 season and under his guidance, junior LB Pete Robertson led the Big 12 Conference in sacks (12.0). In 2013, the Red Raider defense nearly doubled its turnover production from the previous season and featured three players with 70-plus tackles.

Smith found his way back to his alma mater after spending two years as a coaching intern and one season as the outside linebackers coach with the New York Jets under then-assistant head coach/linebackers and current Chiefs Defensive Coordinator Bob Sutton (2010-12). Under his guidance in 2011, free agent acquisition LB Aaron Maybin led the Jets with 6.0 sacks and four forced fumbles in only 13 games of action.

Prior to his time with the Jets, Smith was the linebackers coach at the University of Hawaii for one season (2009). Before his coaching career began, Smith was drafted by the Baltimore Ravens and played four seasons (2005-08) before his career was cut short by injuries.

A product of Lubbock Coronado High School in Lubbock, Texas, Smith enjoyed a stellar career at Texas Tech in which he made 45 career starts and played in 50 games. Smith's career culminated with an upset victory over then No. 4 California in the Holiday Bowl in his senior season. As a senior, he led the Red Raiders with 83 total tackles and earned All-Big 12 Honorable Mention accolades.


Education: Texas Tech (2004). **Born:** Lubbock, Texas. **Family:** Wife - Emily; Son - Weston, Daughters - Kennedy and Finley.





EMMITT THOMAS

DEFENSIVE BACKS




51ST YEAR IN NFL
22ND YEAR WITH THE CHIEFS
38TH YEAR NFL COACH



THOMAS' FOOTBALL CAREER

1962-65 Bishop College (Texas)	QB/WR
1966-78 Kansas City Chiefs	Cornerback
1979-80 Central Missouri	Defensive Coord. ('79) Secondary('80)
1981-85 St. Louis Cardinals	Tight Ends/WRs
1986-94 Washington Redskins	WRs ('86) Secondary ('87-94)
1995-98 Philadelphia Eagles	Defensive Coord.
1999 Green Bay Packers	Defensive Coord.
2000-01 Minnesota Vikings	Defensive Coord.
2002-09 Atlanta Falcons	Secondary ('02-03) Senior Def. Asst./Secondary ('04-06) DBs/Interim Head Coach ('07) Asst. Head Coach/Secondary ('08-09)
2010-18 Kansas City Chiefs	Defensive Backs



Emmitt Thomas returned to his football roots in Kansas City in 2010, joining the Chiefs as the defensive backs coach. Inducted into the Pro Football Hall of Fame in 2008 and the Chiefs Hall of Fame in 1986, Thomas played cornerback for 13 seasons with Kansas City (1966-78) and finished his career with a franchise-record 58 interceptions. He was inducted into the Missouri Sports Hall of Fame in 2012, the Texas Sports Hall of Fame in 2009, as well as the Texas Black Sports Hall of Fame and the Black College Hall of Fame in 2016.

Thomas enters his 38th season as an NFL assistant coach (ninth in Kansas City) and his 51st overall NFL campaign in 2018. He was a member of both of Kansas City's Super Bowl squads, registering four INTs during the club's postseason run in 1969 that culminated with a win in Super Bowl IV. He also owns a pair of Super Bowl rings working on Joe Gibbs' staff with the Washington Redskins.

Most recently in 2017, Thomas assisted in the

development of S Daniel Sorensen who took on a starting role when S Eric Berry went down in the season opener. Sorensen led the defense with 88 tackles while CB Terrance Mitchell led the defense with 18 passes defended.

Following the 2016 season, under Thomas' direction, veteran S Eric Berry (5th selection) and second-year CB Marcus Peters (2nd selection) were named to the 2017 Pro Bowl. Peters led the team and ranked tied-second in the league in interceptions (six) while Berry finished second on the roster in tackles (77) and added four interceptions with two touchdowns. Both Peters and Berry were additionally named to the Associated Press' All-Pro Team, while Berry earned the club's Derrick Thomas Award as the team's MVP for the second time.

In 2015, Thomas' defensive backs group helped the Chiefs defense rank second in the NFL with 92 passes defended and 22 interceptions. Rookie CB Marcus Peters tied for the top spots in the league for passes defended (26) and interceptions (8), on the way to earning his first Pro Bowl selection and Defensive Rookie of the Year.

Prior to re-joining the Chiefs, Thomas spent eight seasons coaching with the Atlanta Falcons (2002-09), including a stint as interim head coach for the final three games in 2007. He owns several seasons of NFL defensive coordinator experience, including stops in Minnesota (2000-01), Green Bay (1999) and Philadelphia (1995-98).

In 1998, the Eagles defense led the NFL in pass defense (170.0 ypg) and was third in the league in yards per pass attempt (8.6). Philadelphia finished fifth in the NFL in total defense in 1996 and fourth in 1995, advancing to the playoffs both of those years.

Thomas spent nine seasons as an assistant coach with Washington (1986-94), where he coached two Pro Football Hall of Famers - CB Darrell Green and WR Art Monk. Thomas served as the secondary coach his final eight campaigns with the Redskins, helping Green earn three Pro Bowl berths. Thomas helped guide the Redskins to five playoff appearances, including wins in Super Bowls XXII and XXVI. He began his tenure with the club as the wide receivers coach in 1986 when both Monk and WR Gary Clark earned Pro Bowl honors.

The Angleton, Texas, native began his NFL coaching career as the wide receivers/tight ends coach with the St. Louis Cardinals (1981-85). Under Thomas' tutelage, WR Roy Green tied for the NFC lead with 78 receptions in 1983. He began his coaching career at Central Missouri (1979-80).

With 58 INTs in 181 regular season games, he recorded a Chiefs record 938 INT return yards and produced five INT return TDs and seven fumble recoveries. He was named to the Pro Bowl or the AFL All-Star Game on five occasions and was a first-team All-Pro selection in 1974 when he led the NFL with 12 INTs. He won two AFL titles with the Chiefs and

was a member of the club's Super Bowl I squad, as well as the club's team that claimed a victory in Super Bowl IV. Thomas joined the Chiefs as an undrafted free agent in 1966 from Bishop College in Dallas, Texas, where he played

quarterback and wide receiver.

Education: Bishop College (B.S. 1965). **Born:** Angleton, Texas. **Family:** Wife - the late Jacqui; Children - Derek and Dedra.



1ST YEAR IN NFL
1ST YEAR WITH THE CHIEFS

VALAI'S FOOTBALL CAREER

2006-10 University of Wisconsin	Safety
2016-17 University of Georgia	Defensive QC
2018 Kansas City Chiefs	Defensive QC



Jay Valai enters his first NFL season as a defensive

quality control coach with the Kansas City Chiefs in 2018.

Prior to joining the Chiefs, Valai served as the defensive quality control coach at the University of Georgia for two seasons (2016-17). During his time at UGA he worked closely under Georgia's Defensive Coordinator Mel Tucker and Head Coach Kirby Smart. In 2017, Valai helped the Bulldogs to an SEC Championship and their first National Championship appearance since 1980. Valai was also an elite recruiter helping Georgia acquire the No. 1 recruiting class in 2018 and No. 2 in 2017.

Prior to entering the coaching ranks, Valai was a trainer in Texas assisting high school and professional athletes. He founded the Dallas/Ft. Worth-area based company Grindhouse Sports Training with former NFL CB and close friend Kevin Mathis. He served as the president, owner, and explosive training and football coach from 2012-16.

The Euless, Texas, native played safety at the University of Wisconsin from 2007 to 2010, recording 153 tackles (91 solo), 1.0 sack, four forced fumbles and two interceptions in 48 games played. He was named All Big Ten Second Team in 2008 and 2009.

Education: University of Wisconsin (B.A. 2010). **Born:** Euless, Texas. **Family:** Wife - Courtney; Daughter - Jayla and Son - Jaxon.



ALEX WHITTINGHAM

DEFENSIVE ASSISTANT



1 YEAR IN NFL
1 YEAR WITH THE CHIEFS

WHITTINGHAM'S FOOTBALL CAREER

2013-17	University of Utah	Linebacker
2018	Kansas City Chiefs	Defensive Assistant



Alex Whittingham enters his first season as a defensive assistant with Kansas City in 2018. This is his first coaching experience since finishing his collegiate playing career at the University of Utah in 2017.

The Salt Lake City, native was a walk on for the Utes earning four letters (2013-17) appearing in 44 games. During the 2017 season, he handled short snaps for the entire season and long snaps for the first four games, and was also a member of the kick return team. He was a three-time honorable mention Pac-12 All-Academic selection. While at Utah, Whittingham played under his father, Kyle, who served at the Utes head coach and his uncle, Freddie Whittingham, who served as the tight ends coach.

Prior to attending Utah, Whittingham spent three years (2011-13) after high school serving as a missionary for the LDS church in Auckland, New Zealand.

Education: University of Utah (B.S. 2017). **Born:** Salt Lake City. **Family:** Wife - Gabi.



ROD WILSON

ASSISTANT SPECIAL TEAMS



8TH YEAR IN NFL
2ND YEAR WITH THE CHIEFS



WILSON'S FOOTBALL CAREER

2001-04 South Carolina	Linebacker
2005-08 Chicago Bears	Linebacker
2009 Tampa Bay Buccaneers	Linebacker
2010 Chicago Bears	Linebacker
2013-16 Charleston Southern	Safeties ('13) Inside Linebackers ('14-16)
2017-18 Kansas City Chiefs	Assistant Special Teams



Rod Wilson enters his second season with the Chiefs in 2018. He previously spent four seasons (2013-16) at Charleston Southern coaching the safeties, inside linebackers and assisted with special teams, following a six-year NFL career.

Wilson assisted Special Teams Coordinator Dave Toub, helping guide K Harrison Butker to a decorated rookie season - recording a franchise record of 23 consecutive FGs, ranking second in franchise history for most FGs made in a single season and tied for first for the most 50-plus yard FGs made in a season with four.

Wilson also assisted with the return and coverage units, in which during the 2017 season, the Chiefs led the NFL in

kick returns (40) for 1,051 yards. Under his tutelage, WR/PR Tyreek Hill earned his second Pro Bowl selection, tallying 25 punt returns for 204 yards and a touchdown.

Within his four years at CSU, he made a brief stop in Kansas City as part of the league's Bill Walsh NFL Minority Coaching Fellowship during the club's 2015 training camp. Under Wilson's tutelage, CSU landed at least one linebacker on the Big South's All-Conference squad each of his four seasons. In 2016, Wilson helped guide the Buccaneers defense to top rankings within the league, limiting opponents to the fewest rushing touchdowns (15) and fewest total rushing yards (1,488). The 2015 Buccaneers ranked atop the league in total defense (292.0 yards per game) and held opponents to the second-fewest rushing yards per game (147.1) which helped earn an outright Big South title and the program's first-ever berth into the FCS Playoffs.

Prior to his collegiate coaching career, Wilson enjoyed a six-year playing career in the National Football League. Originally selected in the seventh round of the 2005 NFL Draft (220th overall) by the Chicago Bears, Wilson appeared in 51 games for the Chicago Bears and Tampa Bay Buccaneers, tallying 47 tackles and one forced fumble while primarily playing a special teams role under then-Special Teams Coach Dave Toub. Wilson's career highlights include four playoff appearances, which included two NFC Championship appearances and a trip to Super Bowl XLI.

The Cross, S.C. native attended the University of South Carolina, where he played five different positions for the Gamecocks (quarterback, wide receiver, spur, safety and linebacker) and put together an outstanding senior year as one of USC's captains, leading the team in tackles (68) while earning All-SEC honors, and SEC Academic Honor Roll accolades.

Education: South Carolina (B.S. 2004). **Born:** Cross, S.C. **Family:** Wife - Megan; Son - Jaylen.





DEVIN WOODHOUSE

**STRENGTH AND CONDITIONING
ASSISTANT**



3RD YEAR IN NFL
3RD YEAR WITH THE CHIEFS



WOODHOUSE'S FOOTBALL CAREER

2014-15 Kansas City Chiefs	Str. & Cond. Intern
2016-17 Kansas City Chiefs	Str. & Cond. Assistant



Devin Woodhouse enters his third season as a strength and conditioning assistant with the Kansas City Chiefs in 2018. He served as a strength & conditioning intern during his first two seasons with the Chiefs (2014-15).

Prior to entering the NFL, Woodhouse studied sports science at Utah Valley University (2012-2013) and taught Spanish at the Missionary Training Center at Brigham Young University during that time.

Education: California Baptist University (B.S. 2018).

Born: Pomona, Calif. **Family:** Wife - Drew; Daughter - Blake Elizabeth, Son - Reid Charles.



MIKE BORGONZI

**DIRECTOR OF FOOTBALL
OPERATIONS**



10TH YEAR IN NFL
10TH YEAR WITH THE CHIEFS



BORGONZI'S FOOTBALL CAREER

1998-01 Brown	Fullback
2002 Amherst College	Tight Ends
2007-08 Boston College	Asst. Recruiting Coordinator
2009-18 Kansas City Chiefs	College Scouting Admin. ('09) Manager of Football Ops ('10) Pro Personnel Scout ('11-13) Asst. Director of Pro Scouting ('13-14) Co-Director of Player Personnel ('15-16) Director of Player Personnel ('17) Director of Football Operations ('18)

Mike Borgonzi begins his 10th season with Kansas City in 2018. He was promoted to Director of Football Operations in 2018 after serving a season as the Director of Player Personnel (2017).

Borgonzi was promoted to Director of Player Personnel in 2017 after serving two seasons as the Co-Director of Player Personnel (2015-16). He served as the club's Assistant Director of Pro Scouting (2013-14) and as the club's Pro Personnel Scout (2011-12) where he assisted the

personnel department with the scouting of all current players with professional playing experience as well as the scouting of future Chiefs opponents.

In 2010, he served as the Manager of Football Operations where he coordinated all the team's logistics, managed day-to-day football operations and wrote player evaluation reports on a weekly basis for the club's advance scouting.

In 2009, Borgonzi served as the team's college scouting administrator. Prior to joining the Chiefs, he served two seasons as the Assistant Recruiting Coordinator at Boston College (2007-08). Prior to a stint in the financial sector, he served as a tight ends coach at Amherst College in 2002.

The Everett, Mass., native had a tryout with the Buffalo Bills in 2002 and attended training camp with the Green Bay Blizzard of Arena Football 2 in 2003 before an injury forced his retirement. He was a four-year starter as a fullback at Brown University, earning All-Ivy League honors three times.

Education: Brown (B.A. 2002). **Family:** Wife - Jill; Son, Joseph; Daughter, Nina.



TIM TERRY

DIRECTOR OF PRO PERSONNEL



15TH YEAR IN NFL
2ND YEAR WITH THE CHIEFS



TERRY'S FOOTBALL CAREER

1993-96 Temple	Defensive Lineman
1997-98 Cincinnati Bengals	Linebacker
1999 Hamilton Tiger-Cats	Linebacker
2000-03 Seattle Seahawks	Linebacker
2005-16 Green Bay Packers	
	Pro Personnel Asst. ('05-07)
	Assistant Director of Pro Personnel ('08-16)
2017-18 Kansas City Chiefs	Director of Pro Personnel

Tim Terry enters his second season with the Kansas City Chiefs in 2018 as the club's Director of Pro Personnel. Terry's primary duties are scouting professional prospects in the NFL, CFL and Arena Football League. He also is involved with in-season advance scouting of upcoming Chiefs opponents.

Prior to his arrival in Kansas City, Terry spent 13 seasons in the Packers' pro personnel department, most recently serving as Green Bay's assistant director of pro personnel.

In 2008, Terry was named assistant director of pro personnel after serving as a pro personnel assistant the previous three years. During the 2007 season, he continued to work in the personnel department while also serving as the director of player development.

Terry originally entered the NFL as an undrafted free agent out of Temple with the Cincinnati Bengals in 1997. As a rookie, he saw action in five games, logging three stops and five special teams tackles. Terry spent the 1998 season on the team's practice squad.

In 1999, he went to camp with the Kansas City Chiefs,

but was released and subsequently signed with the Hamilton Tiger-Cats of the CFL, helping that club to a Grey Cup championship.

Terry then joined the Seattle Seahawks' practice squad in early 2000 before being signed to the active roster, playing in six games, collecting two special teams stops and forcing a fumble on a kickoff return.

Terry saw action in all 16 games for Seattle each of the following two seasons (2001-02), with his best professional campaign coming in 2002, when he took over as a starter for the final eight games after LB Chad Brown (broken foot) was lost to injury. That year, Terry posted a career-high 42 tackles, including 1.0 sack, one pass defended, one forced fumble and one fumble recovery.

He was released by the Seahawks during training camp in 2003. His NFL career included 43 games played (eight starts), 55 tackles, 3.5 sacks and 19 special teams stops.

At Temple, Terry played in all 44 games (43 starts) as a defensive lineman during his four seasons at Temple, finishing his career with 208 tackles. Terry graduated with a degree in political science and a minor in African-American studies. He obtained his master's degree in management at the University of Wisconsin-Green Bay in the winter of 2011. Terry was also a recipient of The Network Journal's 40 Under Forty achievement award in 2012.

An all-state selection at Hempstead (N.Y.) High School, he also lettered in track, basketball and lacrosse.

Education: Temple (B.S. 1997), University of Wisconsin-Green Bay (M.S. 2011). **Family:** Wife - Andrea; Children - Zoe, Timothy II, Jayden and Tyson.



MICHAEL BRADWAY

**ASSISTANT DIRECTOR OF
PLAYER PERSONNEL**



11TH YEAR IN NFL
1ST YEAR WITH THE CHIEFS

BRADWAY'S FOOTBALL CAREER

2004-07 Villanova University	Tight End
2008-17 Philadelphia Eagles	Coll. Scout Asst. ('08-09)
	College Scouting Coord. ('10)
	Northeast Area Scout ('11-12)
	Eastern Regional Scout ('13)
	Asst. Dir. of College Scouting ('14)
	Southwest Area Scout ('15)
	Asst. Dir. of College Scouting ('16-17)
2018 KC Chiefs	Asst. Dir. of Player Personnel

Michael Bradway enters his first season as Assistant Director of Player Personnel with the Kansas City Chiefs in 2018. Prior to his time with the Chiefs, Bradway spent 10 seasons with the Philadelphia Eagles in various positions.

Most recently he held the title of Assistant Director of College Scouting with the Eagles (2016-17). He also held the same title with the team in 2014.

During his tenure with the Eagles, Bradway served as the southwest area scout (2015), eastern regional scout (2013), northeast area scout (2011-12), college scouting coordinator (2010) and the college scouting assistant (2008-09).


A former tight end out of Villanova University, Bradway played four years (2004-07) before graduating in 2008 with a degree in sociology. The Leawood, Kan., native is the son of longtime NFL personnel executive Terry Bradway, who is currently a senior scout with the Miami Dolphins.

Education: Villanova (B.A. 2008). **Family:** Wife - Julie; Children - Griffin and Mason.



RYAN POLES

ASSISTANT DIRECTOR OF PLAYER PERSONNEL



10TH YEAR IN NFL
10TH YEAR WITH THE CHIEFS



POLES' FOOTBALL CAREER

2003-07 Boston College	Offensive Tackle
2008-09 Boston College	Recruiting Assistant
2009-18 Kansas City Chiefs	Player Personnel Asst. ('09)
	College Scouting Administrator ('10-12)
	College Scouting Coordinator ('13-16)
	Director of College Scouting ('17)
	Assistant Director of Player Personnel ('18)

Ryan Poles enters his 10th season with the Kansas City Chiefs in 2018. He begins his first season as the club's Assistant Director of Player Personnel, following a season as the Director of College Scouting (2017), four seasons as the College Scouting Coordinator (2013-16) and three seasons as the College Scouting Administrator (2010-12). Poles originally joined the Chiefs in 2009 as the team's Player Personnel Assistant.

Poles now oversees all aspects of the scouting of college football players across the country, assists in the pro process and prepares for Free Agency, in addition to

assisting General Manager Brett Veach with the coordination of the NFL Draft and overseeing the team's out-of-town area scouts.

Prior to joining the Chiefs, Poles served as a Recruiting Assistant for his alma mater, Boston College (2008-09), after signing with the Chicago Bears as an undrafted free agent in 2008.

The Canandaigua, N.Y., native played offensive tackle for five seasons for the Eagles (2003-07), protecting current Atlanta Falcons QB Matt Ryan. At Boston College, he played alongside Chiefs National Scout Trey Koziol, who was a tight end for the Eagles and National Football Scout Robert Francois, who was a linebacker. Poles was honored with the Paul Cavanaugh Award in 2007 as the student-athlete with total commitment to football both on and off the field and for his dedication to volunteerism, ethics and community. He played his prep football at Canandaigua Academy in Canandaigua, N.Y.

Education: Boston College (2007). **Family:** Wife - Katie; Children - Mason and Jordyn.



BRANDT TILIS

**DIRECTOR OF FOOTBALL
ADMINISTRATION**



12TH YEAR IN NFL
9TH YEAR WITH THE CHIEFS



TILIS' FOOTBALL CAREER

2004-06 Oakland Raiders	Football Operations Intern
2007-09 NFL Management Council	Labor Operations Intern ('07)
	Labor Operations Coordinator ('08-09)
2010-18 Kansas City Chiefs	Salary Cap/Contract Analyst ('10-13)
	Dir. Salary Cap & FB Ops. Analytics ('14-16)
	Director of Football Administration ('17-18)

Brandt Tilis begins his ninth season with the Chiefs in 2018 and second as Director of Football Administration. Previously, he spent three seasons as Director of Salary Cap & Football Operations Analytics, after originally joining the club in 2010 as a Salary Cap/Contract Analyst.

Tilis works directly with General Manager Brett Veach on managing the salary cap and complying with the NFL's

Collective Bargaining Agreement while also serving as the club's lead player contract negotiator and overseeing Analytics efforts for the Player Personnel Department.

Prior to joining the Chiefs, Tilis spent three seasons in the Labor Operations Department for the National Football League Management Council (2007-09). While at the league office, Tilis served as Labor Operations Coordinator (2008-09) after originally joining the NFL Management Council as a Labor Operations Intern (2007).

The Dallas, Texas, native graduated in 2007 from the University of Rochester with two degrees in economics and statistics, including a special citation in finance. He spent three summers (2004-06) as a Football Operations Intern for the Oakland Raiders before joining the NFL office.

Education: University of Rochester (B.A. 2007).

Family: Wife - Elizabeth; Daughters - Samantha and Brooklyn.



CHRIS SHEA

FOOTBALL OPERATIONS COUNSEL & PERSONNEL EXECUTIVE



20TH YEAR IN NFL
2ND YEAR WITH THE CHIEFS



SHEA'S FOOTBALL CAREER

1992-96 Boston College	Student Football Manager
1995 Carolina Panthers	Ops./Equip. Intern
1997-98 Harvard University	Asst. Offensive Line
1998-00 Boston College	Football Recruiting Asst.
2000-04 New York Jets	Pro Personnel Asst.
2005-06 Dallas Cowboys	Scouting Consultant
2007-08 NFL	Management Council, Law Clerk ('07) Officiating, Instant Replay Comm. ('07) Man. Council, Coord. Labor Ops. ('07-08)
2008-15 Miami Dolphins	Player Personnel Coord. ('08-10) Player Personnel Admin. ('10-11) Asst. Director of Pro Personnel ('11-14)
2015-17 Philadelphia Eagles	Dir. Scouting Admin./Strategic Mgmt ('15) Dir. of Scouting Admin./Personnel Scout ('16-17)
2017-18 Kansas City Chiefs	Salary Cap & Legal Exec. ('17) Football Operations Counsel & Personnel Exec. ('18)

Chris Shea enters his second season with the Kansas City Chiefs in 2018. He was promoted to Football Operations Counsel and Personnel Executive in 2018 after serving a season as the Salary Cap and Legal Executive (2017). Entering his 20th season in the NFL, he has diverse leadership experience in all aspects of football operations, including coaching, scouting, salary cap management, labor law, NFL legal matters, analytics, and instant replay officiating. In addition to being an attorney, Shea is a seasoned college and pro talent evaluator with 17 years of scouting experience, including five seasons as a full-time pro/advance scout. He has five seasons of experience directly managing the salary cap for the league or teams. Shea has held various roles with the NFL Management Council, six NFL clubs, two NCAA football programs, the high school level, and a law firm specializing in labor and employment law.

In his current capacity, Shea is responsible for all legal aspects of the Chiefs football operation, serves as a senior evaluator of pro and college players, and advises General Manager Brett Veach on roster-building strategy, salary cap management, football administration, analytics, enhancement of player personnel related technology, and football operations staffing matters. His legal duties include NFL CBA compliance, drafting all the language contained in player, coaching, and staff contracts, negotiating medical service provider agreements, and serving as the club's liaison to the NFL or outside counsel on all legal matters.

Prior to joining the Chiefs, Shea spent the previous two

seasons with the Philadelphia Eagles (2015-17), serving as the Director of Scouting Administration/Personnel Scout in 2016-May 2017 after initially joining the Eagles as Director of Scouting Administration/Strategic Management in May 2015. In Philadelphia, he helped develop roster-building strategy, scouted pro and college players, advance scouted opponents, oversaw daily operations of the player personnel department, coordinated data research for player personnel, and managed development of the club's scouting-related technology. Shea coordinated all administrative aspects of the Eagles 2016 Draft.

Shea spent seven seasons with the Miami Dolphins (2008-15), including his final four as Assistant Director of Pro Personnel. In that capacity, he served as the Dolphins primary advance scout, was a senior evaluator of all pro players, and oversaw the daily operations of Miami's pro scouting department. He was promoted in May 2011 after previously serving as the Dolphins Player Personnel Administrator (2010-11) and Player Personnel Coordinator (2008-10). In those roles, he combined scouting, legal, salary cap management, information technology, and analytics duties. From 2008-11, he coordinated all aspects of the Dolphins draft efforts.

During 2007-08, he was employed by the NFL Management Council. Initially, Shea served as a Law Clerk focusing on player grievances and litigation. Shea was later hired as the Coordinator of Labor Operations. In that capacity, he reviewed all player contracts to ensure compliance with League policies and the NFL CBA, advised club executives on player contract and salary cap issues, and was a speaker at the NFL's annual Labor Seminar. He was also an Instant Replay Communicator for the NFL Officiating Department in 2007.

Shea was a Scouting Consultant with the Dallas Cowboys in 2005-06. From 2000-04, he was the New York Jets' Pro Personnel Assistant. Shea broke into the NFL in 1995 as an operations/equipment intern for the Carolina Panthers.

Shea worked in college football from 1992-2000 as the Football Recruiting Assistant at Boston College (1998-2000), the Asst. Offensive Line Coach for Harvard University (1997-98), and a Student Football Manager at Boston College (Head 1994-96, Varsity 1992-93). While at Harvard, he coached four future NFL players including Pro Bowl center Matt Birk. In 1991, Shea was an assistant coach at Belmont High School (Mass.).

Shea is licensed to practice law in New York. He is a member of the New York and American Bar Associations.

The Belmont, Massachusetts native has also been employed outside of the football industry as a Law Clerk at



the New York law firm of Collieran, O'Hara and Mills, and as a Temporary Corrections Officer in Middlesex County (Mass.) Sheriff's Department.

Education: Hofstra University School of Law (J.D. 2007), Boston College (B.A. 1998). **Family:** Wife - Kirsten, Daughter - Caitlin.



RYNE NUTT

**DIRECTOR OF COLLEGE
SCOUTING**



9TH YEAR IN NFL
9TH YEAR WITH THE CHIEFS



NUTT'S FOOTBALL CAREER

2004-07 Central Connecticut	Offensive Line
2008 Iona College	Defensive Line Coach
2009 Wagner College	Tight Ends Coach
2010-18 Kansas City Chiefs	Scouting Asst. ('10-11)
	Area Scout ('12-16)
	Asst. Director of College Scouting ('17)
	Director of College Scouting ('18)

Ryne Nutt enters his ninth season with Kansas City in 2018. He was promoted to Director of College Scouting in 2018 after serving one season as Assistant Director of College Scouting (2017).

In his current role with the Chiefs, he assists General Manager Brett Veach in all aspects of the scouting of college football players across the country. He also helps

oversee the team's staff of out-of-town scouts.

Nutt was promoted to Assistant Director of College Scouting in 2017 after serving five seasons as an area scout (2012-16), covering the West/Northwest, Northeast and Southeast parts of the country. Prior to being promoted to an area scout in 2012, Nutt spent his first two NFL seasons as a scouting assistant with Kansas City (2010-11).

Prior to joining the Chiefs, Nutt spent one season as the tight ends coach at Wagner College (2009). In 2008, he served as the defensive line coach at Iona College. After spending four seasons playing offensive line for Central Connecticut State and graduating Summa Cum Laude, Nutt served as a summer camp volunteer coach for the Blue Devils.

Nutt was a Mid-Major All-American on the field, as well as an academic All-American his junior and senior years.

Education: Central Connecticut State (2007).



GREG CASTILLO

COLLEGE SCOUTING COORDINATOR



4TH YEAR IN NFL
1ST YEAR WITH THE CHIEFS

CASTILLO'S FOOTBALL CAREER

2009-12	University of Iowa	Defensive Back
2015-17	New Orleans Saints	Scouting Assistant
2018	Kansas City Chiefs	College Scouting Coord.

Greg Castillo begins his first season with the Kansas City Chiefs in 2018 as the club's College Scouting Coordinator.

In his role, Castillo's duties include tracking Kansas City's scouts as they evaluate players on the road, coordinating combine and draft meetings, and maintaining the college computer system as the team prepares for the annual NFL Draft.

He originally entered the NFL ranks as a college free agent signed by Kansas City and competed in training camp in 2013.

Castillo graduated from the Tippie College of Business at the University of Iowa with a bachelor's degree in business administration while earning four letters for the Hawkeyes as a defensive back from 2009-12. While earning his Juris Doctorate degree at Tulane University, he served as a scouting assistant for the New Orleans Saints for three years (2015-17).

The Mount Laurel, N.J., native has also worked as a Law Clerk at the New Orleans law firm of Evan F. Trestman and Judicial Extern for the Eastern District of Louisiana for the Honorable Ivan L.R. Lemelle. His father, Juan, has been an NFL assistant coach for over 20 years and is currently serving as the offensive line coach with the Buffalo Bills.

Education: Tulane University (J.D. 2017), University of Iowa (B.B.A. 2012).



RANDY BALL

PRO PERSONNEL SCOUTING
ASSISTANT



6TH YEAR IN NFL
6TH YEAR WITH THE CHIEFS



BALL'S FOOTBALL CAREER

1969-72	Northeast Missouri State	Offensive Guard
1973	Hannibal High School	Assistant Coach
1974-76	Hazelwood West High School ..	Assistant Coach
1977	Missouri Western	Assistant Coach
1978-80	Illinois State	Assistant Coach
1982	Truman State	Offensive Coordinator
1982-98	Western Illinois	Assistant Coach ('82-89) Head Coach ('90-98)
1999-2005	Missouri State University	Head Coach
2007	Drake University	Defensive Line Coach
2008-12	Las Vegas Locomotives ..	Director of Player Personnel
2013-18	Kansas City Chiefs ..	Pro Personnel Scouting Asst.

Randy Ball enters his sixth season as Kansas City's Pro Personnel Scouting Assistant in 2018.

Prior to joining the Chiefs in 2013, Ball served as the Director of Player Personnel for the Las Vegas Locomotives of the United Football League (UFL) for five seasons.

Before moving to the UFL, Ball served as the defensive line coach at Drake University in 2007.

He served as the head coach at Missouri State University in Springfield, Mo., from 1999-2005, compiling a 34-42 record in seven seasons with the Bears football program.

Prior to joining Missouri State, Ball was head coach at Western Illinois (1990-98), leading the Leathernecks to a 64-41-1 record in nine seasons. That total ranked him first at Western Illinois in total wins and sixth in winning percentage (.608).

In 2016, Ball was inducted into both the Missouri Sports Hall of Fame and the Western Illinois Hall of Fame.

In 1997, Ball was the Eddie Robinson Award finalist for the National Coach of the Year, in addition to being named the Bruce Craddock Award recipient and Gateway Conference Coach of the Year.

Ball was named the American Football Coaches Association Regional Coach of the Year in 1998 after leading the Leathernecks to their second outright conference title in school history with a 6-0 record.

Prior to being named head coach in 1990, Ball served as an assistant coach at Western Illinois for seven years (1982-89).

As a student-athlete, Ball was team captain and earned all-conference honors (1970-71) as part of the Northeast Missouri State football program (now known as Truman State University) in Kirksville, Mo. He was a member of three league championship teams between 1969-72 and was a two-time All-MIAA offensive guard. He graduated from Truman State in 1973 with a degree in physical education and earned a master's degree in 1977 from the University of Missouri.

He spent four years as a high school coach before coaching stints at Missouri Western (1977), Illinois State (1978-80) and his alma mater, Truman State (1982).

A native of Muskogee, Okla., Ball prepped at Columbia Hickman High School, earning varsity letters in both football and track and field (1966-68).

Education: Truman State (B.S.E. 1973), Missouri (Ed.M. 1977). **Family:** Wife - Sandi. Children - son, Andy, daughter, Kati. The Balls have three grandchildren.





MICHAEL DAVIS

PERSONNEL EXECUTIVE



21ST YEAR IN NFL
2ND YEAR WITH THE CHIEFS



DAVIS' FOOTBALL CAREER

1984-87 Virginia State	Wide Receiver
1988-96 Virginia State	WR/Return Specialists
1996 Washington Redskins	NFL Minority Coaching Fellowship
1997-12 New York Jets	Area Scout ('97-04) National Scout ('05-07) Asst. Dir. of College Scouting ('08-12)
2013-16 Philadelphia Eagles	Midwest Area Scout ('13-14) Personnel Executive ('15-16)
2017-18 Kansas City Chiefs	Personnel Executive

Michael Davis enters his second season with the Chiefs as the Personnel Executive in 2018. Davis oversees the scouting of top collegiate prospects and assists in pro personnel operations, while holding other administrative functions.

Davis joins the Chiefs after three seasons with the Philadelphia Eagles. He was the Midwest Area Scout in the 2013-14 seasons before being promoted to Personnel Executive in 2015. Prior to joining the Eagles, Davis spent

16 seasons with the New York Jets an area scout (1997-2004) and national scout (2005-07) prior to being promoted to assistant director of college scouting (2008-12). He assisted in the operation of the college scouting department, while also scouting the southeast region, including ACC and SEC schools. Davis entered the NFL ranks as part of the NFL's minority internship program during the Washington Redskins training camp in 1996.

Before his start in the NFL, Davis returned to his alma mater, Virginia State University, coaching the wide receivers and return specialists. During his tenure, he helped the Trojans win back-to-back CIAA Championships in 1995-96. He was also the recruiting coordinator and liaison to professional teams in his time at VSU. Davis was a CIAA All-American receiver at Virginia State, setting the school record for receiving yards during his time there. He was inducted into Virginia State's Athletic Hall of Fame on June 6, 1997. Davis has a degree in marketing and management from Virginia State.

Education: Virginia State University (B.S. 1992).

Family: Wife - Pamela; Children - daughters, Kamryn and Mia, son, Michael.





DANIEL RICCI

**PLAYER PERSONNEL
ASSISTANT**



4TH YEAR IN NFL
3RD YEAR WITH THE CHIEFS

RICCI'S FOOTBALL CAREER

2010-13 Macalester College	Running Back
2014 Kansas City Chiefs	Communications Intern
2015 Minnesota Vikings	Public Relations Intern
2016 NFL Media	Researcher
2017-18 Kansas City Chiefs	Player Personnel Asst.

Daniel Ricci enters his second year as Kansas City's Player Personnel Assistant in 2018. He rejoins the Chiefs after beginning his NFL career as a communications seasonal assistant with the club during the 2014 season.

In his current role with Kansas City, Ricci assists General Manager Brett Veach with various administrative

responsibilities, coordinates free agent workouts and conducts analytics and research projects.

Prior to his return to Kansas City, Ricci spent the 2016 season with NFL Media in Los Angeles, Calif., where he worked with the league, tracking data as a researcher for Next Gen Stats. He spent the 2015 season as a public relations intern for the Minnesota Vikings.

Ricci attended Macalester College (2010-14) in Saint Paul, Minn., where he played running back and graduated with a degree in economics. He prepped at Brookfield Academy High School in Brookfield, Wis., where he lettered in football, basketball and baseball.

Education: Macalester College (B.A. 2014).





WILLIE DAVIS

AREA SCOUT



19TH YEAR IN NFL
18TH YEAR WITH THE CHIEFS



Division Titles

DAVIS' FOOTBALL CAREER

1986-89	Central Arkansas	Wide Receiver
1990-91	Kansas City Chiefs	Wide Receiver
1992	Orlando Thunder	Wide Receiver
1992-95	Kansas City Chiefs	Wide Receiver
1996	Houston Oilers	Wide Receiver
1997-98	Tennessee Titans	Wide Receiver
2003	Arkansas-Pine Bluff	Wide Receivers Coach
2004	Kansas City Chiefs	NFL Minority Coaching Fellowship
2005	Indianapolis Colts	NFL Minority Coaching Fellowship
2005-18	Kansas City Chiefs	Area Scout

Former Chiefs WR Willie Davis enters his 14th season as an area scout with the Chiefs in 2018, scouting the Southwest region. He was recognized as the AFC Scout of the Year by the Fritz Pollard Alliance following the 2013 season.

Davis enjoyed a five-year playing career with the Chiefs (1991-95), playing in 63 games (58 starts), catching 172 passes for 3,014 yards (17.5 avg.) with 20 touchdowns. After spending the 1990-91 seasons on the club's practice squad, he honed his skills with the World League's Orlando Thunder and was named the Chiefs Mack Lee Hill Award winner following the 1992 campaign. Davis spent three seasons (1996-98) with Houston/Tennessee. In 108 career NFL games (97 starts), Davis accumulated 286 receptions for 4,503 yards with 33 touchdowns.

The Central Arkansas product served an NFL Minority Coaching Fellowship with Indianapolis in 2005 and with Kansas City in 2004 after serving as wide receivers coach at Arkansas - Pine Bluff in 2003. A native of Altheimer, Ark., Davis concluded his collegiate career at Central Arkansas with 63 catches for 667 yards and 10 touchdowns.

Education: Central Arkansas (B.S. 2006) **Family:** Wife - Sheronda; Children - Taylor, Andre, William, Vincent, Avri, Tiana, Jeremy and Chelsea.



18TH YEAR IN NFL
18TH YEAR WITH THE CHIEFS



DELP'S FOOTBALL CAREER

2001-18 Kansas City Chiefs	Personnel Intern ('01)
	Scouting Admin./Football Ops ('02-05)
	Area Scout ('06-18)

Terry Delp enters his 18th year with the Kansas City Chiefs in 2018. He is in his 13th season as an area scout for the club, currently scouting the Midlands.

Delp originally joined the Chiefs as an intern in the personnel department following his graduation from the University of Kansas in 2001.

Prior to being named one of the club's area scouts in

2006, he served as Scouting Administrator/Football Operations for the Chiefs for four seasons.

In that role, he evaluated talent at local colleges, assisted in the department's preparation for the NFL Draft and helped maintain the team's college scouting database. Delp also handled a number of operational duties for the club, including work with the team's football budget.

A graduate of Great Bend High School in Great Bend, Kansas, Delp was an all-area selection as both a cornerback and wide receiver on the football squad. He also lettered in basketball, baseball and tennis.

Education: Kansas (B.S. 2001). **Family:** Wife - Jennifer; Children - Jackson and Carson.



DAVID HINSON

AREA SCOUT



19TH YEAR IN NFL
2ND YEAR WITH THE CHIEFS



HINSON'S FOOTBALL CAREER

1995-98 University at Buffalo	Tailback
2002-04 Buffalo Bills	BLESTO Scout
2005-08 New Orleans Saints	College Area Scout
2009-12 Cleveland Browns	College Area Scout
2013-14 New York Jets	College Area Scout
2015-16 Philadelphia Eagles	Midwest Area Scout
2017-18 Kansas City Chiefs	Southeast Area Scout

David Hinson enters his second year in the Kansas City Chiefs personnel department as the Southeast Area Scout in 2018.

Before joining the Chiefs, Hinson was the Midwest Area Scout for the Philadelphia Eagles in 2015-16.

Prior to joining the Eagles, Hinson served as a college

area scout with the New York Jets (2013-14), the Cleveland Browns (2009-12) and the New Orleans Saints (2005-08). Hinson joined the Saints after three years with the Buffalo Bills, where he had been the team's scout for the BLESTO (Bears Lions Eagles Steelers Talent Organization) scouting service from 2002-04, and he was previously in the team's player personnel department before being promoted.

A native of Jamestown, N.Y., Hinson played tailback for the University at Buffalo while earning a degree in business management in 1999. He was a standout prep running back at Jamestown High School, where he was an all-state athlete and was selected as the New York Player of the Year in 1994.

Education: University of Buffalo (1999). **Family:** Wife - Lindsey; Daughter - Aza.



TREY KOZIOL

NATIONAL SCOUT



11TH YEAR IN NFL
6TH YEAR WITH THE CHIEFS



KOZIOL'S FOOTBALL CAREER

2003-07 Boston College	Tight End
2008-12 Tennessee Titans	Intern ('08) Pro Scout ('09-12)
2013-18 Kansas City Chiefs	Area Scout ('17) National Scout ('18)

Trey Koziol enters his sixth season with the Kansas City Chiefs in 2018 and his first as a National Scout. Previously he served four seasons as an area scout (2013-17) where he scouted players with future NFL potential on the West Coast. Prior to joining the Chiefs in 2013, Koziol spent four years as a pro scout with the Tennessee Titans (2009-12).

With Tennessee, Koziol helped scout future Titans opponents and assessed talent in all professional leagues,

including the NFL, the CFL and the Arena Football League. He also helped coordinate free agent visits and tryouts and monitored NFL transactions. He originally joined Tennessee as an intern for the 2008 season.


After attending Hinsdale Central High School in Hinsdale, Illinois, Koziol attended Boston College where he played tight end from 2003-2007. At Boston College, he played alongside Chiefs Assistant Director of Player Personnel Ryan Poles, who was an offensive lineman for the Eagles and National Football Scout Robert Francois, who was a linebacker. He graduated with a degree in history. After having his career cut short due to injuries, he returned to Boston College as a graduate assistant in 2008 prior to joining Tennessee.

Education: Boston College (B.A. 2007).



PAT SPERDUTO

AREA SCOUT



18TH YEAR IN NFL
10TH YEAR WITH THE CHIEFS



SPERDUTO'S FOOTBALL CAREER

1987-89 UMass	Fullback/Linebacker
1991-95 Tampa Bay Storm	OL/DL Coach ('91-93) Assistant Coach ('94-95)
1996 Connecticut Coyotes	Defensive Coordinator
1997-01 Nashville Kats	Def. Coordinator/Dir. of Player Personnel ('97) Asst. Head Coach/Def. Coordinator ('98) Head Coach ('99-01)
2001-08 Tennessee Titans	Scout
2005-07 Nashville Kats	Head Coach
2008 Columbus Destroyers	Head Coach
2009-18 Kansas City Chiefs	Area Scout

Pat Sperduto enters his 10th season as an area scout with Kansas City in 2018.

Prior to joining the Chiefs in 2009, Sperduto spent eight

seasons as a college and pro scout with the Tennessee Titans (2001-08).

He served as the head coach for the Arena Football League's Columbus Destroyers in 2008. He also enjoyed two different stints with the AFL's Nashville Kats, serving as the Director of Football Operations and Head Coach from 1998-2001 and again from 2005-07. Sperduto won three AFL championships, two as a player (1991 and 1993) and one as an assistant coach (1995) with the Tampa Bay Storm.

Sperduto attended the University of Massachusetts at Boston where he played both fullback and linebacker. While there he earned All-New England Conference honors from 1987-89.

Education: Massachusetts - Boston (B.A. and B.S. 1989). **Family:** Wife - Laura; Children - Roseann, Cosmo and Sofia.



JASON LAMB

COLLEGE AND PRO SCOUT



4TH YEAR IN NFL
4TH YEAR WITH THE CHIEFS

LAMB'S FOOTBALL CAREER

2005-08 Baylor University	Defensive End
2013 Green Bay Packers	Player Personnel Intern
2014 Houston Texans	Pro Personnel Asst.
2015-18 Kansas City Chiefs	
	Midwest NFS Area Scout ('15-17)
	College & Pro Scout ('18)

Jason Lamb enters his fourth season in Kansas City's player personnel department in 2018 and his first season as a College and Pro Scout. Previously, Lamb spent three seasons as the club's Midwest NFS Area Scout (2015-17).

Prior to joining the Chiefs, Lamb served as a pro personnel assistant in the Houston Texans organization. In

2013, he served as a player personnel intern during training camp for the Green Bay Packers. He originally entered the NFL ranks as a college free agent signed by the New York Jets and spent training camp with the Jets.

Between his NFL stops, the Richardson, Texas, native worked as a student research assistant, while he earned a Juris Doctor degree from the University of Houston Law Center. He earned a Bachelor's of Business Administration from Baylor University where he played defensive end and was a two-time All-Big 12 honoree and four-time Academic All-Big 12.

Education: Baylor University (B.A. 2009), University of Houston Law Center (J.D. 2014).





ROBERT FRANCOIS

NATIONAL FOOTBALL SCOUT



7TH YEAR IN NFL
2ND YEAR WITH THE CHIEFS



FRANCOIS' FOOTBALL CAREER

2004-08 Boston College	Linebacker
2009-13 Green Bay Packers	Linebacker
2016-18 KC Chiefs	Training Camp Intern ('16) Scouting Assistant ('17) National Football Scout ('18)

Robert Francois enters his second season with Kansas City in 2018 and his first season as a National Football Scout.

Francois spent one season as the club's scouting assistant (2017) where he scouted college seniors entering the upcoming NFL Draft, as well as assisted with the operation of the NFL Combine. He originally joined the Chiefs as a training camp intern during the Chiefs 2016 training camp.

Prior to joining the Chiefs, Francois spent five seasons playing in the NFL as a linebacker with the Green Bay

Packers. During Francois' time in Green Bay he led the special teams unit and helped the Packers secure a win in Super Bowl XLV against the Pittsburgh Steelers.

Francois attended Boston College (2004-2008) where he played linebacker recording 202 tackles (118 solo) during his collegiate career. At Boston College, he played alongside Chiefs National Scout Trey Koziol, who was a tight end for the Eagles and Assistant Director of Player Personnel Ryan Poles, who was an offensive tackle.

The Houston, Texas, native attended Ross Sterling High School in Baytown, Texas before moving on to Governor Dummer Academy (Mass.), where he was an All-New England honors recipient as a senior tight end/safety. He also excelled on Governor's basketball and track teams winning the NEPSAC 100-meter, 200-meters, 4x1 and 4x4 titles.

Education: Boston College (B.A. 2008). **Born:** Houston, Texas.



CASSIDY KAMINSKI

NATIONAL FOOTBALL SCOUT



FOOTBALL SUPPORT STAFF



BRIAN SHAFAR
DIRECTOR OF TEAM
SECURITY



RYAN GILBRETH
TEAM SECURITY MANAGER



MITCH REYNOLDS
FOOTBALL OPERATIONS
MANAGER



SPENCER WILLIAMS
FOOTBALL OPERATIONS
COORDINATOR



B.J. STABLER
PLAYER ENGAGEMENT
DIRECTOR



RAMZEE ROBINSON
PLAYER ENGAGEMENT
COORDINATOR



KUNAL TANNA
FOOTBALL SUPPORT
LIAISON

EQUIPMENT



ALLEN WRIGHT
EQUIPMENT DIRECTOR



KYLE CRUMBAUGH
ASSISTANT EQUIPMENT
MANAGER



CHRIS SHROPSHIRE
ASSISTANT EQUIPMENT
MANAGER



JAY WHITE
ASSISTANT EQUIPMENT
MANAGER



CALE KIRBY
ASSISTANT EQUIPMENT
MANAGER

VIDEO



PAT BRAZIL
DIRECTOR OF VIDEO
OPERATIONS



KEN RADINO
ASSISTANT VIDEO
DIRECTOR



JOSH SCHMIDT
VIDEO ASSISTANT

GROUNDS CREW



TRAVIS HOGAN
HEAD GROUNDSKEEPER



BEN KRAEMER
LANDSCAPE & FIELD
MAINTENANCE



TERRY LEE
ASSISTANT GROUNDS
CREW



DOUG SCHALLENBERG
LANDSCAPE AND FIELD
MAINTENANCE



ALEC WICKEY
GROUNDS CREW

ATHLETIC TRAINING



RICK BURKHOLDER
VICE PRESIDENT OF
SPORTS MEDICINE AND
PERFORMANCE



EVAN CRAFT
ASSISTANT ATHLETIC
TRAINER



DAVID GLOVER
ASSISTANT ATHLETIC
TRAINER



TIFFANY MORTON
ASSISTANT ATHLETIC
TRAINER



JULIE FRYMYER
ASSISTANT ATHLETIC
TRAINER

STAFF



DARREN ADAMS
TICKET SALES MANAGER



BOBBY ADAMSON
PARTNERSHIP ACTIVATION
COORDINATOR



ARMAAN AHLUWALIA
MANAGER OF BUSINESS
ANALYTICS



SAMANTHA ANGEL
HUMAN RESOURCES
COORDINATOR



JEREMY ARMSTRONG
NETWORK ADMINISTRATOR




JACK BAGBY
CARPENTER



BRENT BARNES
LEAD APPLICATION
DEVELOPER



KELLEN BEGNOCHE
DIRECTOR OF SERVICE AND
ACTIVATION



LUKE BENNA
PRODUCER



MCKENZIE BENOIT
CLIENT SERVICES
COORDINATOR



JONATHAN BIRD
UTILITY MAINTENANCE



JOHN BISHOP
SKILLED MAINTENANCE



DALTON BLACKWELL
TICKET SALES
REPRESENTATIVE




SHELBY
BLANKENBAKER
SUITE SERVICES
COORDINATOR



JESSICA BOESCHE
EVENT SERVICES
ADMINISTRATOR



ANDREW BOYD
SECURITY



MARTY BRASHEAR
SECURITY



KEVIN BREBNER
DIRECTOR OF PRODUCTION



KYLE BREWSTER
SECURITY




DAVID BRONSON
ACCOUNT EXECUTIVE



NATHAN BRUNZIE
MANAGER OF DIGITAL
MEDIA



CHRIS BRYANS
STADIUM SYSTEMS
MANAGER



NICK CAPO
DIRECTOR OF EVENT
OPERATIONS



AMANDA CARLO
COMMUNITY OUTREACH
MANAGER



CHAD CARSON
PROJECT COORDINATOR




CHUCK CASTELLANO
DIRECTOR OF COMMUNITY
OUTREACH



BRENDAN CHALK
TICKET SALES REP.



KRISTIN CONLON
PAYROLL MANAGER



GARY COOPER
PAINTER



BETH COSTANTE
EXECUTIVE ASSISTANT TO
MARK DONOVAN



RICHARD COX
SECURITY




SAMUEL CRUSE
TICKET SALES ACCOUNT
EXECUTIVE



JACOB CUEVAS
ACCOUNT EXECUTIVE




MORGAN DANNEWITZ
SUITE SERVICES
COORDINATOR



MICHAEL DAVIDSON
ASSOCIATE HISTORIAN



PETER DAVIS
UTILITY MAINTENANCE



JOSEPH DEFREES
HVAC TECHNICIAN



JACKSON DELAY
MARKETING & EVENTS
COORDINATOR



JAMIE DIAZ
SECURITY



BRIAN DUNN
CONTROLLER



DON EDMONDSON
SKILLED MAINTENANCE




ALEXIS EMERT
EVENT COORDINATOR




DAVID FELSEN
SPECIAL PROJECTS




CHRISTOPHER FIEGER
FAN EXPERIENCE
REPRESENTATIVE



DAVID FINKEMEIER
UTILITY MAINTENANCE




SCOTT FLETCHER
MANAGER OF
INFRASTRUCTURE



JASON FORESTER
SYSTEMS ADMINISTRATOR



TY FOWLER
COMMUNICATIONS AND
LOYALTY COORDINATOR



JOHN FRANIUK
PLUMBER



BRANDEN FRASIER
IT SERVICE DESK
TECHNICIAN



JEFFREY GARRISON
TICKET SALES
REPRESENTATIVE



SAM GEHLING
SENIOR ACCOUNT
EXECUTIVE



JORDAN GIESLER
CREATIVE SERVICES AND
BRAND MANAGER



XOCHITL GLASER
FAN EXPERIENCE MANAGER




SEAN GLASSBURN
UTILITY MAINTENANCE



DALLAS GODFREY
BUSINESS DEVELOPMENT
COORDINATOR



COLBY HARRISON
ASSISTANT MANAGER OF
SAFETY AND EVENT
SECURITY



JIM HEARD
HVAC TECHNICIAN




STACY HEARD
UTILITY MAINTENANCE



KEVIN HIGGINS
DIRECTOR OF
INFORMATION
TECHNOLOGY



MITCH HOLTUS
VOICE OF THE CHIEFS




BRIAN HOOVER
UTILITY MAINTENANCE



AUSTIN HORD
IT HELP DESK




GRACE HOY
SOCIAL MEDIA MANAGER



KEVIN HUTSELL
SKILLED MAINTENANCE




TONYA IDEL
PROJECT COST
COORDINATOR



ALAN JOHNSON
UTILITY MAINTENANCE



JUSTIN JOHNSON
SYSTEMS MANAGER



DONTAE JONES
UTILITY MAINTENANCE



BLAKE JORDAN
SECURITY



RAY JORDAN
GROUP SALES SENIOR
ACCOUNT EXECUTIVE



STEPHANIE JUDAH
CHEERLEADER DIRECTOR



FERNANDO
JUNCADELLA
SOCIAL MEDIA
COORDINATOR



SY KIM
SOFTWARE DEVELOPER II



BJ KISSEL
CHIEFS REPORTER



CARRIE KITE
EXECUTIVE
ADMINISTRATIVE
ASSISTANT



KIMBERLY KRUSE
EVENT SALES MANAGER



TRISTIN KUHN
TICKET OPERATIONS
COORDINATOR



JACQUELINE LABARGE
EVENT COORDINATOR




SHERRI LATHROP
ACCOUNTING MANAGER



ALEX MARTIN
COMMUNITY OUTREACH
ASSISTANT



JAYNE MARTIN
DIRECTOR OF FAN
EXPERIENCE



PATRICK MARTIN
DESKTOP SUPPORT
ANALYST



TREVOR MARTIN
TICKET SALES
REPRESENTATIVE



ANTHONY MATTHIES
PARTNERSHIPS AND
PREMIUM SALES DIRECTOR



ROCCO MAZZELLA
STADIUM SERVICES
MANAGER



TIM MCMASTER
COMMUNITY OUTREACH
ASST. & PROJECT COORD.




MATT MCMULLEN
CHIEFS REPORTER



DAN MEERS
KC WOLF



LISA MEHRER
PAYROLL/ACCOUNTING
COORDINATOR



JOHN MEISSNER
ACCOUNT EXECUTIVE




CAROLYN MESSICK
HUMAN RESOURCES
GENERALIST




EVAN MILLER
LEAD PRODUCER



SAMUEL MINNICK
TICKET SALES
REPRESENTATIVE




CALEB MONTGOMERY
STADIUM OPERATIONS
COORDINATOR



MATTHEW
MONTGOMERY
SENIOR ACCOUNT
EXECUTIVE



DOUGLAS MORGAN
SKILLED MAINTENANCE



GREG MORRISSEY
PARTNERSHIP ACTIVATION
COORDINATOR



MARK NACPIL
MANAGER OF TICKET
OPERATIONS



GANESH NAIR
PARTNERSHIP SALES
MANAGER



MADDIE O'BRIEN
ENVIRONMENTAL CLEANER




CHRISTOPHER
OLDENBURG
TICKET SALES
REPRESENTATIVE



BRIAN PATERSON
CONVERSION AND
CLEANING SUPERVISOR



DANIEL PETE
EVENT SALES MANAGER



STEVEN PIERCE
SKILLED MAINTENANCE




CLAIRE PRATHER
BUSINESS DEVELOPMENT
COORDINATOR



KRISTEN PUGH
MANAGER OF PRODUCTION
AND GAME
ENTERTAINMENT



BILLY QUACH
PRODUCER




MICHAEL RAGSDALE
DIRECTOR OF FINANCIAL
PLANNING ANALYSIS




BRANDON RAMOS
PARTNERSHIP ACTIVATION
COORDINATOR



RYANNE RIDGE
MANAGER OF SUITE
SERVICES



MARK ROBERTSON
SECURITY



STEPHEN ROWE
SKILLED MAINTENANCE
ELECTRICIAN



KIM RUTTER
ACCOUNT PAYABLE
ASSISTANT



SAMANTHA SANDELLI
EVENT MANAGER



STEVE SANDERS
TEAM PHOTOGRAPHER



JOE SARGENT
DIRECTOR OF BRAND
MARKETING



TYLER SAUNTRY
TICKET SALES
REPRESENTATIVE



JUSTIN SAUSER
DIRECTOR OF TICKET
OPERATIONS




ANNE SCHARF
DIRECTOR OF FOUNDATION
& CIVIC AFFAIRS



DEREK SCHLESINGER
PARTNERSHIPS AND
PREMIUM SALES MANAGER



ERICA SCHUELKE
FAN EXPERIENCE
REPRESENTATIVE



ANTHONY SHELTON
UTILITY MAINTENANCE



NATALIE SHERER
FAN EXPERIENCE
REPRESENTATIVE



ERIC SHORT
ACCOUNT EXECUTIVE



SCOTT SMITH
ELECTRICIAN



JEREMY SLAVENS
DIRECTOR OF EVENTS



BRIAN SLOAN
COURIER




CYNDI SLOAN
RECEPTIONIST



ANDREW SMITKA
MANAGER OF YOUTH
OUTREACH



GARY SPANI
DIRECTOR OF SPECIAL
EVENTS



MARC SPARKS
SKILLED MAINTENANCE



RANDY SPEARMAN
SECURITY



CHRIS STATHOS
PARTNERSHIP ACTIVATION
COORDINATOR



DANIEL SWARTS
SECURITY



SETH TANNER
LEAD PRODUCER



DANNY THOMAN
CARPENTER



ALISSA THOMASON
STAFF ACCOUNTANT



ANNA TOBKIN
PRODUCER



BRYAN VAN FLEET
SECURITY



SHANE VITTENGL
UTILITY MAINTENANCE



MONICA VOGAN
EVENT OPERATIONS
COORDINATOR



JEFFREY VOGEL
MANAGER OF SAFETY AND
EVENT SECURITY




STEVE WEISSMAN
SECURITY




JEFF WHITE
FINANCIAL ANALYST



KURT WHITLOW
GROUP SALES MANAGER



MARK WILLIAMS
MANAGER OF
DEVELOPMENT




STEVEN WILSON
ENVIRONMENTAL CLEANER



DANA WITT-FULKS
MARKETING MANAGER



GARRETT WITTMAYER
STADIUM SERVICES
SUPERVISOR



BRADLEY YOUNG
MANAGER OF PRODUCTION



LORI YOUNG
TICKET OPERATIONS
COORDINATOR



One of the Midwest's most recognizable radio and television personalities, Mitch Holthus handles the play-by-play duties for the 25nd-straight year, giving him more years of service than any other "Voice of the Chiefs" in team history. Holthus has called a franchise-record 394 regular and postseason contests for Kansas City.

Charlie Jones	1960-62
Merle Harmon	1963
Tom Hedrick	1964-70
Dick Carlson	1971-73
Ray Scott	1974-75
Al Wisk	1976
Tom Hopkins	1977
Wayne Larrivee	1978-84
Kevin Harlan	1985-93
Mitch Holthus	1994-18

"Voice of the Missouri State Bears" Art Hains enters his 11th season as anchor for the pre-game show, halftime and in-game reports. Hains voice and talent have been an integral role in the highly rated programs since 2008.



Dan Israel
Executive Producer / Co-host

ARKANSAS		BREWSTER	KRDQ/100.3 F	KENTUCKY		MEMPHIS	KSJQ/92.7 F			KRGH/106.9 F	
CITY	STATION	CAWKER CITY	KZDY/96.3 F	CITY	STATION	MEXICO	KRLX/84.5 F			HASTINGS	KRGI/1430 AM
BENTONVILLE	KYNG/1590 AM	CHANUTE	KKOW/860 AM	PADUCAH	KLSC/99.9 F	MOBERLY	KIRK/99.9 F			KRGI/106.9 F	
CARLISLE	KASR/92.7 F	CLAY CENTER	KCLY/100.9 F	MISSOURI		MONETT	KRMO/990 AM			HOLDREDGE	KUVR/1380 AM
CONWAY	KASR/92.7 F	COFFEYVILLE	KGGF/690 AM	CITY	STATION	MONROE CITY	KICK/97.9 F			KUVR/96.9 F	
FAYETTEVILLE	KYNG/1590 AM	COLBY	KXXG/790 AM	AVA	KKOZ/1430 AM	MT VERNON	KRMO/990 AM			KEARNEY	KRGI/1430 AM
FORT SMITH	KYAL/97.1 F	CONCORDIA	KCLY/100.9 F		KKOZ/92.1 F	NEOSHO	KBTN/1420 AM			KRGI/106.9 F	
LITTLE ROCK	KASR/92.7 F	DODGE CITY	KKJQ/97.3 F	BETHANY	KAAN/870.5 F	KRMO/990 AM				KUVR/1380 AM	
LITTLE ROCK	KASR/92.7 F	EMPORIA	KVOE/107.7 F		KAAN/95.5 F	NEVADA	KKMO/1240 AM			KUVR/96.9 F	
MAUMOUTH SPRING	KMSB/61.1 F	FORT SCOTT	KKMO/1360 AM		KKMO/100.1 F		KOMB/103.9 F			LINCOLN	KFQR/103.3 F
PAINE BLUFF	KASR/92.7 F			BETHEL	KICK/97.9 F	NEW HAVEN	KRAP/1350 AM			MADISON	WJAG/780 AM
SEARCY	KASR/92.7 F	GARDEN CITY	KKJQ/97.3 F	BONNE TERRE	KFMO/1240 AM	NEW MADRID	KGIR/1220 AM			WJAG/105.9 F	
STUTTGART	KASR/92.7 F	GREAT BEND	KVGB/104.3 F	BOWLING GREEN	KICK/97.9 F	NOTTINGHILL	KKOZ/1430 AM			McCOOK	KXXG/790 AM
		HAYS	KFXB/96.9 F	BROOKFIELD	KDWD/99.1 F		KKOZ/92.1 F			NEBRASKA CITY	KFGF/680 AM
		HIAWATHA	KFEQ/680 AM	BUTLER	KMAM/1530 AM	O'FALLON	KRAP/1350 AM			NORFOLK	WJAG/780 AM
CITY	STATION				KMOE/92.1 F	OSAGE BEACH	KTKS/95.1 F			WJAG/105.9 F	
BURLINGTON	KXXX/790 AM		KTNC/1230 AM	CALIFORNIA	KTKS/95.1 F	OSCEOLA	KXEA/104.9 F			NORTH PLATTE	KUVR/1380 AM
LAMAR	KGYN/1210 AM		KTNC/107.1 F	CAMDENTON	KTKS/95.1 F	PARK HILL	KFMO/1240 AM			OMAHA	KOL/1290 AM
	KGYN/106.3 F	HUTCHINSON	KWVB/1450 AM	CAMERON	KKWM/104.3 F	PERRYVILLE	KFMO/1240 AM			RED CLOUD	KZDY/96.3 F
PUEBLO	KGYN/1210 AM		KWBW/86.5 F	CARPE GRADARDE	KLSC/92.9 F	ROCK PORT	KFEQ/680 AM			SUPERIOR	KRGI/106.9 F
	KGYN/106.3 F			CARTHAGE	KRMO/990 AM	ROLLA	KLWP/107.3 F				KZDY/96.3 F
IOWA		IOLA	KIOL/1370 AM		KHST/101.7 F	SAVANNAH	KSJQ/92.7 F			TRENTON	KRDQ/100.3 F
CITY	STATION	JUNCTION CITY	KJKJ/1420 AM	CHESTERFIELD	KRAP/1350 AM	SEDALIA	KMNO/1300 AM			YORK	KRGI/106.9 F
ATLANTIC	KJAN/1220 AM	LIBERAL	KGYN/1210 AM	CHILLICOTHE	KDWD/99.1 F		KMMO/102.9 F				
	KJAN/101.1 F	MANHATTAN	KMYN/1350 AM	CLINTON	KXEA/104.9 F		KMSD/92.3 F			NEW MEXICO	
BLOOMFIELD	KRLX/94.5 F		KMYN/93.3 F	COLUMBIA	KBBM/101.1 F	SIKESTON	KLSC/92.9 F			CITY	STATION
BURLINGTON	KKBK/1360 AM	MANKATO	KZDY/96.3 F	CUBA	KLBP/107.3 F	SPRINGFIELD	KFMO/1240 AM			CLAYTON	KGYN/1210 AM
	KKBK/104.5 F	MARYSVILLE	KCLY/100.9 F	EDMON	KUMR/104.5 F	ST JOSEPH	KFEQ/680 AM				KGYN/106.9 F
CENTERVILLE	KRLX/94.5 F	MCPHERSON	KBBE/96.7 F	ELDON	KTKS/95.1 F	ST LOUIS	KFNS/950 AM			OKLAHOMA	
DES MOINES	KKBG/1700 AM		KKBK/1360 AM	ELSBERRY	KYRO/1280 AM	SULLIVAN	KLWP/107.3 F			CITY	STATION
FORT MADISON	KKBG/104.5 F	OAKLEY	KRDQ/100.3 F	ELIA	KYRO/1280 AM	THAYER	KAMS/95.1 F			ALVA	KPAK/97.5 F
		OVERLIN	KRDQ/100.3 F	FARMINGTON	KFMO/1240 AM	TIGHTWAD	KXEA/104.9 F				

2018 CHIEFS TRAINING CAMP



The Kansas City Chiefs will host their ninth training camp at Missouri Western State University in St. Joseph, Mo., in 2018. In January of 2018, the Chiefs and MWSU reached an agreement that will keep the site of Chiefs Training Camp presented by Mosaic Life Care in St. Joseph through 2018 with an option for a one-year extension that would cover training camp for 2019. "We are pleased to reach this agreement to keep Chiefs Training Camp in St. Joseph," Chiefs President Mark Donovan said. "When we moved training camp back to the state of Missouri in 2010, we could not have imagined the reception and support that Missouri Western and the entire community have provided us. It's an exciting time in Chiefs Kingdom and we look forward to returning to



St. Joseph." In 2010, Chiefs Training Camp moved back to the state of Missouri for the first time in 20 years. St. Joseph and Missouri Western are located approximately an hour north of Arrowhead Stadium, and roughly 40 minutes north of Kansas City International Airport. The community of 72,000 and Missouri Western have embraced the Chiefs. The famed Pony Express got its start in St. Joseph in 1860, while noted Wild West figure Jesse James met his demise in the city in 1882. The Chiefs enjoy a number of amenities at the new climate-controlled Griffon Indoor Complex, including state-of-the-art locker rooms, training rooms, meeting rooms, weight

room facilities and a 120-yard indoor field. In addition to the indoor practice area, two 120-yard regulation NFL grass fields have been installed. The team also has access to the artificial surface of Craig Field at Spratt Memorial Stadium. Blum Union houses the team's dining needs and serves as the club's media headquarters. The Missouri Development Finance Board approved a \$25 million tax credit in June of 2009 to help bring Chiefs Training Camp back to Missouri. Through the Hunt family's additional contributions to the Arrowhead Stadium renovation project, the family and the Chiefs organization made a \$10 million investment toward the Griffon Indoor Complex at Missouri Western.



TRAINING CAMP SITES

HOST	LOCATION	YEARS
New Mexico Military Institute	Roswell, New Mexico	1960
Southern Methodist University	Dallas, Texas	1961-62
William Jewell College	Liberty, Missouri	1963-90
University of Wisconsin - River Falls	River Falls, Wisconsin	1991-09
Missouri Western State University	St. Joseph, Missouri	2010-18

CHIEFS PRESEASON TV - A 65TPT PRODUCTION



Chiefs All-Pro QB Trent Green, CBS Sports' Carter Blackburn, ESPN's Todd McShay and Chiefs Reporter BJ Kissel will headline on the Chiefs Television Network for the Chiefs preseason television broadcasts on KCTV5 in 2018. Chiefs preseason broadcasts will be seen in 12 different markets in a seven-state region. Produced by the Chiefs in-house production team, 65 Toss Power Trap Productions, and aired by KCTV5 in Kansas City, all preseason games will be available in high definition.

Green and McShay will serve as color commentators, Blackburn will handle play-by-play and Kissel will be the sideline reporter. CBS Sports' Andrew Catalon will fill-in for Blackburn during game three.

KCTV5 will carry Chiefs preseason contests for the 15th consecutive year.

Carter Blackburn joined CBS Sports in August 2014 as CBS Sports Network's lead play-by-play announcer for college football and college basketball. Entering the 2015 football season, while continuing his college football duties for CBS, Blackburn was brought into the NFL on CBS rotation, alongside color commentator Chris Simms. Outside of football, his recent work with the network includes play-by-play work throughout the NCAA men's basketball tournament, as well as commentary of the Masters for CBS Sports. Blackburn worked for CBS College Sports Network (2003-2009) as an announcer for college football, college basketball and college baseball. He also called the NCAA Division I Men's Basketball Championship for CBS Sports in 2008 and 2009.

Prior to rejoining CBS, Blackburn worked for ESPN calling college football, college basketball, college lacrosse and other events. From 2001-2003 Blackburn worked for ISP Sports and Fox Sports South in Winston-Salem, N.C. handling a variety of radio and television duties.

Trent Green joined CBS Sports as a game analyst for the CBS Television Network's coverage of THE NFL ON CBS in April 2014.

Green concluded his 16-year NFL playing career in 2008 and launched his broadcasting career with FOX Sports in 2009. In six seasons with Kansas City (2001-06), Green established franchise career records for passer rating (87.3), completion percentage (61.9) and 300-yard games (24). A two-time winner of the Derrick Thomas Award as Kansas City's MVP (2003-04), Green threw for 21,459 yards and 118 TDs in a Chiefs uniform, numbers topped only by Hall of Fame QB Len Dawson.

Todd McShay joined ESPN in 2006 as a college football and NFL Draft analyst, providing in-depth scouting information on college football players across the country, including the nation's top NFL Draft prospects.

McShay serves as a contributor across ESPN's multiple platforms, including SportsCenter, NFL Live, College Football Live, ESPN Radio, ESPN.com, and ESPN The Magazine. Prior to joining ESPN, McShay worked full-time for "The War Room" (1999-2006), a start-up scouting publication created by former NFL scout Gary Horton.

BJ Kissel joined the Chiefs in 2014 as their in-house reporter producing both written content as well as on-camera appearances for both web and television productions. 2018 marks Kissel's fourth year as the sideline reporter for Chiefs preseason games.

65 Toss Power Trap Productions, the production arm of the Chiefs organization, will enter its seventh season of live game production in the 2018 preseason. Each game will be fully created and designed in-house by the team's staff of producers and directors.



65 TOSS POWER TRAP PRODUCTIONS



BJ Kissel
Sideline Reporter



Trent Green
Color Commentator



Carter Blackburn
Play-by-Play



Todd McShay
Color Commentator

CHIEFS PRESEASON TV

KCTV5	Kansas City, Mo., Kansas City, Kan.
KMOV	St. Louis, Mo.
KTUL	Tulsa, Okla.
KDSM	Des Moines, Iowa
KWCH	Wichita, Kan., Hutchinson, Kan.
KNWA/KFTA	Ft. Smith, Ark., Fayetteville, Ark., Springdale, Ark., Rogers, Ark.
KMIZ/KQFX	Columbia, Mo., Jefferson City, Mo.
KSNF/KODE	Joplin, Mo., Pittsburg, Kan.
KQTV	St. Joseph, Mo.
KPTM	Omaha, Neb.
KOLR	Springfield, Mo.
WIBW	Topeka, Kan.



In 2018, the Tico Sports Spanish broadcast team enters its third season as the Spanish broadcast partner of the Kansas City Chiefs.

A native of Juarez, Chihuahua, Kike Morales, handles the play-by-play duties. Kike formerly was the analyst for the Kansas City Wizards for two seasons.

Alongside Morales, Leo Prieto enters his third year as the color commentator. Prior to joining Tico Sports, Prieto served as Sporting Kansas City's Director of Corporate Partnerships and Latino Relations reporting to the legal counsel.

Hannah Bassham enters her first season as the sideline reporter. A recent graduate of Texas Christian University, Bassham currently studies law at The University of Missouri-Kansas City and aspires to become one of the few Spanish speaking female sideline reporters in professional sports.



TICO'S GAMEDAY TEAM

Nickalas Collins – Operations

Carlos Garza Barroso – Stats and Social Media

Nick Moreno – Audio Production

Lydia Knopp – Photographer

Brenna Dwyer –Graphic Design

Oscar "El Tico" Monterroso enters his third season as Executive Producer/ color commentator and is an accomplished photojournalist with over 15 years in the industry. Monterroso will provide additional commentary throughout each broadcast.

Executive Director, CiCi Rojas, brings 20 years of corporate client cultivation, engagement, and retention experience to the broadcast. Rojas serves on several local and national boards that positively contribute to the Kansas City region.

The Kansas City Chiefs Spanish broadcasts can be heard on Alpine Broadcasting's regional Mexican "La Mega" KCTO (1160 AM) and KPPZ-LP (100.5 FM) in Kansas City; La Raza regional Mexican KHLT (99.7 FM) in Wichita, Kan.; and La Ke Buena KSSA (105.7 FM) in Garden City and Dodge City, Kan.



Kike Morales
Play-By-Play



Leo Prieto
Color Commentator



Hannah Bassham
Sideline Reporter



Oscar Monterroso
Executive Producer



CiCi Rojas
Executive Director



CHIEFS

PLAYER BIOGRAPHIES

THIS IS CHIEFS KINGDOM



JEFF ALLEN
GUARD

73



7TH SEASON

5TH YEAR WITH THE CHIEFS

COLLEGE: ILLINOIS

BIRTHDAY
01/08/90

HEIGHT
6'4"

WEIGHT
306

ACQUIRED
FA-18

- Seventh-year guard returns to Kansas City for his fifth season with the Chiefs in 2018.
- Originally joined the Chiefs as the club's second-round pick (44th overall) in the 2012 NFL Draft.

Transactions:

Signed by Kansas City (10/16/18) ... Released by Houston (7/14/18) ... Signed with Houston (3/10/16) ... Signed with Kansas City (5/16/12) ... Originally entered the NFL as a second-round pick (44th overall) by the Kansas City Chiefs in the 2012 NFL Draft.

COLLEGE

Appeared in 49 games for Illinois (2008-11) ... Closed out his career with 47 consecutive starts - nine at right tackle and 38 at left tackle, a mark that is tied for third-best in school history ... Finished his career with 336 knockdowns, along with 49 touchdown-resulting blocks ... Named Second-Team All-Big Ten by media in 2010 and 2011.

PERSONAL

- Attended King High School in Chicago, Ill., earning 2007 Chicago Sun Times All-Public League Team honors and was named to the Champaign News-Gazette Special Mention All-State team, in addition to garnering Prep Star All-Region accolades.
- Was a four-year two-way starter recording 97 tackles and 2.0 sacks as a senior.
- Blocked a punt for a touchdown, the only score of his career.
- Majored in sport management at Illinois.

JEFF ALLEN - NFL REGULAR SEASON STATISTICS

DATE TEAM GPGS

2012	Chiefs	16	13
2013	Chiefs	15	14
2014	Chiefs	1	1
2015	Chiefs	12	8
2016	Texans	14	14
2017	Texans	12	12
2018	Chiefs	6	1

NFL TOTALS 76 63

JEFF ALLEN - NFL POSTSEASON STATISTICS

DATE TEAM GPGS

2013	Chiefs	1	1
2015	Chiefs	2	2
2016	Texans	2	2

NFL TOTALS 5 5



2012 GAME-BY-GAME REGULAR SEASON STATISTICS (CHIEFS)

DATE	OPPONENT	P/S	W/L	SCORE
09/09	FALCONS	P	L	24-40
09/16	at Bills	P	L	17-35
09/23	at Saints	P	W	27-24+
09/30	CHARGERS	S	L	20-37
10/07	RAVENS	S	L	6-9
10/14	at Buccaneers	S	L	10-38
10/28	RAIDERS	S	L	16-26
11/01	at Chargers	S	L	13-31
11/12	at Steelers	S	L	13-16+
11/18	BENGALS	S	L	6-28
11/25	BRONCOS	S	L	9-17
12/02	PANTHERS	S	W	27-21
12/09	at Browns	S	L	7-30
12/16	at Raiders	S	L	0-15
12/23	COLTS	S	L	13-20
12/30	at Broncos	S	L	3-38
2012 TOTALS		16-13	2-14	

+ - Overtime

2013 GAME-BY-GAME REGULAR SEASON STATISTICS (CHIEFS)

DATE	OPPONENT	P/S	W/L	SCORE
09/08	at Jaguars	S	W	28-2
09/15	COWBOYS	S	W	17-16
09/19	at Eagles	S	W	26-16
09/29	GIANTS		W	31-7
10/06	at Titans	S	W	26-17
10/13	RAIDERS	S	W	24-7
10/20	TEXANS	S	W	17-16
10/27	BROWNS	S	W	23-17
11/03	at Bills	S	W	23-13
11/17	at Broncos	S	L	17-27
11/24	CHARGERS	S	L	38-41
12/01	BRONCOS	S	L	28-35
12/08	at Redskins	S	W	45-10
12/15	at Raiders	S	W	56-31
12/22	COLTS	S	L	7-23
12/29	at Chargers	P	L	24-27+
2013 TOTALS		15-14	11-5	

+ - Overtime

2014 GAME-BY-GAME REGULAR SEASON STATISTICS (CHIEFS)

DATE	OPPONENT	P/S	W/L	SCORE
09/07	TITANS	S	L	10-26
09/14	at Broncos		L	17-24
09/21	at Dolphins		W	34-15
09/29	PATRIOTS		W	41-14
10/05	at 49ers		L	17-22
10/19	at Chargers		W	23-20
10/26	RAMS		W	34-7
11/02	JETS		W	24-10
11/09	at Bills		W	17-13
11/16	SEAHAWKS		W	24-20
11/20	at Raiders		L	20-24
11/30	BRONCOS		L	16-29
12/07	at Cardinals		L	14-17
12/14	RAIDERS		W	31-13
12/21	at Steelers		L	12-20
12/28	CHARGERS		W	19-7
2014 TOTALS		1-1	9-7	

2015 GAME-BY-GAME REGULAR SEASON STATISTICS (CHIEFS)

DATE	OPPONENT	P/S		W/L	SCORE
09/13	at Texans		INACTIVE	W	27-20
09/17	BRONCOS		INACTIVE	L	24-31
09/28	at Packers	P		L	28-38
10/04	at Bengals	P		L	21-36
10/11	BEARS	P		L	17-18
10/18	at Vikings	P		L	10-16
10/25	STEELERS	S		W	23-13
11/01	LIONS	S		W	45-10
11/15	at Broncos	S		W	29-13
11/22	at Chargers	S		W	33-3
11/29	BILLS	S		W	30-22
12/06	at Raiders	S		W	34-20
12/13	CHARGERS		INACTIVE	W	10-3
12/20	at Ravens		INACTIVE	W	34-14
12/27	BROWNS	S		W	17-13
01/03	RAIDERS	S		W	23-17
2015 TOTALS		12-8		11-5	

2016 GAME-BY-GAME REGULAR SEASON STATISTICS (TEXANS)

DATE	OPPONENT	P/S		W/L	SCORE
09/11	BEARS	S		W	23-14
09/18	CHIEFS	S		W	19-12
09/22	at Patriots	S		L	0-27
10/02	TITANS	S		W	27-20
10/09	at Vikings	S		L	13-31
10/16	COLTS		INACTIVE	W	26-23+
10/24	at Broncos	S		L	9-27
10/30	LIONS	S		W	20-13
11/13	at Jaguars	S		W	24-21
11/21	at Raiders	S		L	20-27
11/27	CHARGERS	S		L	13-21
12/04	at Packers	S		L	13-21
12/11	at Colts	S		W	22-17
12/18	JAGUARS		INACTIVE	W	21-20
12/24	BENGALS	S		W	12-10
01/01	at Titans	S		L	17-24
2016 TOTALS		14-14		9-7	

+ - Overtime

2017 GAME-BY-GAME REGULAR SEASON STATISTICS (TEXANS)

DATE	OPPONENT	P/S		W/L	SCORE
09/10	JAGUARS	S		L	7-29
09/14	at Bengals		INACTIVE	W	13-9
09/24	at Patriots		INACTIVE	L	33-36
10/01	TITANS	S		W	57-14
10/08	CHIEFS	S		L	34-42
10/15	BROWNS	S		W	33-17
10/29	at Seahawks	S		L	38-41
11/05	COLTS	S		L	14-20
11/12	at Rams	S		L	7-33
11/19	CARDINALS	S		W	31-21
11/27	at Ravens	S		L	16-23
12/03	at Titans	S		L	13-24
12/10	49ERS	S		L	16-26
12/17	at Jaguars	S		L	7-45
12/25	STEELERS		INACTIVE	L	6-34
12/31	at Colts		INACTIVE	L	13-22
2017 TOTALS		12-12		4-12	

2018 GAME-BY-GAME REGULAR SEASON STATISTICS (CHIEFS)

DATE	OPPONENT	P/S		W/L	SCORE
09/09	at Chargers		NOT ON ROSTER	W	38-28
09/16	at Steelers		NOT ON ROSTER	W	42-37
09/23	49ERS		NOT ON ROSTER	W	38-27
10/01	at Broncos		NOT ON ROSTER	W	27-23
10/07	JAGUARS		NOT ON ROSTER	W	30-14
10/14	at Patriots		NOT ON ROSTER	L	40-43
10/21	BENGALS	P		W	45-10
10/28	BRONCOS	P		W	30-23
11/04	at Browns	S		W	37-21
11/11	CARDINALS	P		W	26-14
11/19	at Rams	P		L	51-54
12/02	at Raiders	P		W	40-33
2018 TOTALS		6-1		10-2	

2013 GAME-BY-GAME POSTSEASON STATISTICS (CHIEFS)

DATE	OPPONENT	P/S		W/L	SCORE
01/04	at Colts	S		L	44-45
2013 TOTALS		1-1		0-1	

2015 GAME-BY-GAME POSTSEASON STATISTICS (CHIEFS)

DATE	OPPONENT	P/S		W/L	SCORE
01/09	at Texans	S		W	30-0
01/16	at Patriots	S		L	20-27
2015 TOTALS		2-2		1-1	

2016 GAME-BY-GAME POSTSEASON STATISTICS (TEXANS)

DATE	OPPONENT	P/S		W/L	SCORE
01/07	RAIDERS	S		W	27-14
01/14	at Patriots	S		L	16-34
2016 TOTALS		2-2		1-1	




ALLEN BAILEY
DEFENSIVE LINEMAN


97





8TH SEASON | **8TH YEAR WITH THE CHIEFS** | **COLLEGE: MIAMI (FLA.)**

BIRTHDAY
03/25/89
 HEIGHT
6'3"
 WEIGHT
288
 ACQUIRED
D3b-11

 Eighth-year defensive lineman enters his eighth season with the Chiefs in 2018. Recorded fourth sack of the 2018 season in Week 5 vs. Jacksonville (10/7/18), giving him 17.5 career sacks (-102.0) yards.

 Has appeared in four postseason games, seeing action on defense and special teams, recording five tackles (three solo), 2.0 sacks (both in the 2015 game against Houston), two forced fumbles and one pass defended.

 Joined Kansas City as the second of two third-round picks in the 2011 NFL Draft.

 Made his initial NFL start at right defensive end vs. Baltimore (10/7/12), filling in for an injured DE Glenn Dorsey.

Transactions:

Signed with Kansas City (7/28/11) ... Originally entered the NFL as the second of two third-round picks (86th overall) in the 2011 NFL Draft.

COLLEGE

Played in 50 games with 27 starts for Miami (19 at left defensive end, five at left defensive tackle and three at right defensive end) ... Recorded 103 tackles (55 solo) with 19.0 sacks (-146.0 yards) and 31.0 tackles for loss (-183.0 yards) ... Also had two forced fumbles, three passes defended and 18 quarterback pressures ... Two-time All-Atlantic Coast Conference selection ... An All-ACC second-team selection after leading Miami with 7.0 sacks (-34.0 yards) and forced three quarterback pressures as a senior ... Elected defensive captain for the Hurricanes ... Earned the team's Strength Training Athlete of the Year award his final two seasons ... Recorded a career-high 3.5 sacks vs. North Carolina to earn ACC Defensive Lineman of the Week honors ... Produced five tackles, tying a career-high with four solo stops vs. Pittsburgh ... A first-team All-ACC selection at defensive tackle after recording 34 tackles (19 solo) and leading the team with 7.0 sacks (-66.0 yards) and 11.0 tackles for loss (-77.0 yards) with two forced fumbles as a junior ... Recorded 24 tackles (15 solo) and led Miami with 5.0 sacks (-46.0 yards) as a sophomore ... Saw majority of playing time on special teams as a true freshman.

PERSONAL

- Played linebacker and fullback at McIntosh County Academy in Darien, Ga.
- Grew up in the historic Hog Hammock community on Sapelo Island, Ga., a state-protected village off of the Georgia coast that can only be reached by airplane or boat, with a ferry covering the seven-mile, 20-minute trip. The island covers 434 acres and has a population of 70 citizens. Bailey rode the ferry daily to the mainland on his way to school.
- Was honored with "Allen Bailey Day" in Hog Hammock on April 7, 2012 on Sapelo Island.
- Ranked in the *Tampa Tribune* "Best of the South" and the *Atlanta Journal-Constitution* "Super Southern 100."
- Member of Allen Wallace's PrepStar 100 team.
- Majored in communications.

ALLEN BAILEY - NFL REGULAR SEASON STATISTICS

				TACKLES							INTERCEPTIONS							O. FUMB				ST				MISC			
DATE	TEAM	GP	GS	TK	S	A	TFL	YDS	SK	YDS	QBH	NO	YDS	LG	TD	PD	FF	FR	YDS	TK	S	A	FF	FR	S	A			
2011	Chiefs	16	0	10	8	2	4	0	1.0	9.0	3	0	0	0	0	2	0	1	0	0	0	0	0	0	0	0			
2012	Chiefs	10	1	5	3	2	0	0	0.0	0.0	0	0	0	0	0	0	0	1	1	0	0	0	0	0	0	0			
2013	Chiefs	15	3	30	25	5	1	8	1.0	8.0	2	0	0	0	0	2	0	0	0	0	0	0	0	0	0	0			
2014	Chiefs	14	14	41	27	14	10	38	5.0	32.0	8	0	0	0	0	2	0	0	0	0	0	0	0	0	0	0			
2015	Chiefs	12	12	38	26	12	7	21	4.5	22.0	8	0	0	0	0	0	2	1	0	0	0	0	0	0	0	0			
2016	Chiefs	5	5	7	5	2	1	2	0.0	0.0	0	0	0	0	0	0	0	0	0	0	0	0	0	0	0	0			
2017	Chiefs	14	13	38	21	17	6	18	2.0	8.0	2	0	0	0	0	0	0	0	0	0	0	0	0	0	0	0			
2018	Chiefs	12	9	28	20	8	5	28	6.5	34.0	10	0	0	0	0	0	1	3	2	0	0	0	0	0	0	0			
NFL		98	57	197	135	62	34	115	20.0	113.0	33	0	0	0	0	6	3	6	3	0	0	0	0	0	0	0			
TOTALS																													

ALLEN BAILEY - NFL POSTSEASON STATISTICS

				TACKLES							INTERCEPTIONS						O. FUMB				ST				MISC			
DATE	TEAM	GP	GS	TK	S	A	TFL	YDS	SK	YDS	QBH	NO	YDS	LG	TD	PD	FF	FR	YDS	TK	S	A	FF	FR	FR	S	A	
2013	Chiefs	1	0	0	0	0		0	0.0	0.0	0	0	0	0	0	1	0	0	0	0	0	0	0	0	0	0	0	
2015	Chiefs	2	2	4	3	1	0	0	2.0	17.0	0	0	0	0	0	0	2	0	0	0	0	0	0	0	0	0	0	
2016	Chiefs	0	0	0	0	0	0	0	0.0	0.0	0	0	0	0	0	0	0	0	0	0	0	0	0	0	0	0	0	
2017	Chiefs	1	1	1	0	1	0	0	0.0	0.0	0	0	0	0	0	0	0	0	0	0	0	0	0	0	0	0	0	
NFL TOTALS		4	3	5	3	2	0	0	2.0	17.0	0	0	0	0	0	1	2	0	0	0	0	0	0	0	0	0	0	

SINGLE-GAME HIGHS: DEFENSIVE

Total Tackles	9 at Los Angeles Chargers, Dec 29, 2013 8 at Minnesota Vikings, Oct 18, 2015 8 at Buffalo Bills, Nov 09, 2014 7 at Oakland Raiders, Dec 02, 2018 7 vs. Chicago Bears, Oct 11, 2015	Forced Fumbles	1 at Oakland Raiders, Dec 02, 2018 1 at Minnesota Vikings, Oct 18, 2015 1 vs. Chicago Bears, Oct 11, 2015
Sacks	2.0 at Houston Texans, Sep 13, 2015 1.5 vs. Chicago Bears, Oct 11, 2015 1.5 vs. Los Angeles Rams, Oct 26, 2014 1.5 at San Francisco 49ers, Oct 05, 2014 1.0 at Los Angeles Rams, Nov 19, 2018 ...12 more at 1.0.	Fumble Recoveries	2 at Los Angeles Rams, Nov 19, 2018 1 at New England Patriots, Oct 14, 2018 1 at Houston Texans, Sep 13, 2015 1 at Pittsburgh Steelers, Nov 12, 2012 ...1 more at 1.
Passes Defensed	1 at Pittsburgh Steelers, Dec 21, 2014 1 at Miami Dolphins, Sep 21, 2014 1 vs. Los Angeles Chargers, Nov 24, 2013 ...3 more at 1.	Tackles For Loss	3 at Minnesota Vikings, Oct 18, 2015 3 at Buffalo Bills, Nov 09, 2014 2 vs. San Francisco 49ers, Sep 23, 2018 2 at Houston Texans, Sep 13, 2015 1 at Oakland Raiders, Dec 02, 2018 ...23 more at 1.

SINGLE-GAME HIGHS - POSTSEASON: DEFENSIVE

Total Tackles	4 at Houston Texans, Jan 09, 2016 1 vs. Tennessee Titans, Jan 06, 2018	Passes Defensed	1 at Indianapolis Colts, Jan 04, 2014
Sacks	2.0 at Houston Texans, Jan 09, 2016	Forced Fumbles	2 at Houston Texans, Jan 09, 2016

2011 GAME-BY-GAME REGULAR SEASON STATISTICS (CHIEFS)

DATE	OPPONENT	P	TACKLES							INTERCEPTIONS					O. FUMB			ST				MISC			W/L	SCORE
			TK	S	A	SK	YDS	TFL	YDS	QBH	NO	YDS	LG	TD	PD	FF	FR	YDS	TK	S	A	FF	FR	S	A	
09/11	BILLS	P	0	0	0	0.0	0.0	0	0	0	0	0	0	0	0	0	0	0	0	0	0	0	0	0	L	7-41
09/18	at Lions	P	0	0	0	0.0	0.0	0	0	0	0	0	0	0	0	0	0	0	0	0	0	0	0	0	L	3-48
09/25	at Chargers	P	1	1	0	0.0	0.0	1	0	0	0	0	0	0	1	0	0	0	0	0	0	0	0	0	L	17-20
10/02	VIKINGS	P	0	0	0	0.0	0.0	0	0	0	0	0	0	0	0	0	0	0	0	0	0	0	0	0	W	22-17
10/09	at Colts	P	2	0	2	0.0	0.0	0	0	0	0	0	0	0	0	0	0	0	0	0	0	0	0	0	W	28-24
10/23	at Raiders	P	0	0	0	0.0	0.0	0	0	0	0	0	0	0	0	0	0	0	0	0	0	0	0	0	W	28-0
10/31	CHARGERS	P	1	1	0	0.0	0.0	0	0	0	0	0	0	0	0	0	0	0	0	0	0	0	0	0	W	23-20+
11/06	DOLPHINS	P	0	0	0	0.0	0.0	0	0	0	0	0	0	0	1	0	0	0	0	0	0	0	0	0	L	3-31
11/13	BRONCOS	P	0	0	0	0.0	0.0	0	0	0	0	0	0	0	0	0	0	0	0	0	0	0	0	0	L	10-17
11/21	at Patriots	P	1	1	0	0.0	0.0	0	0	0	0	0	0	0	0	0	1	0	0	0	0	0	0	0	L	3-34
11/27	STEELERS	P	1	1	0	0.0	0.0	1	0	1	0	0	0	0	0	0	0	0	0	0	0	0	0	0	L	9-13
12/04	at Bears	P	0	0	0	0.0	0.0	0	0	0	0	0	0	0	0	0	0	0	0	0	0	0	0	0	W	10-3
12/11	at Jets	P	0	0	0	0.0	0.0	0	0	0	0	0	0	0	0	0	0	0	0	0	0	0	0	0	L	10-37
12/18	PACKERS	P	1	1	0	1.0	9.0	1	0	1	0	0	0	0	0	0	0	0	0	0	0	0	0	0	W	19-14
12/24	RAIDERS	P	1	1	0	0.0	0.0	0	0	1	0	0	0	0	0	0	0	0	0	0	0	0	0	0	L	13-16+
01/01	at Broncos	P	2	2	0	0.0	0.0	1	0	0	0	0	0	0	0	0	0	0	0	0	0	0	0	0	W	7-3
2011 TOTALS			16-0	10	8	2	1.0	9.0	4	0	3	0	0	0	0	2	0	1	0	0	0	0	0	0	7-9	

+ - Overtime

2012 GAME-BY-GAME REGULAR SEASON STATISTICS (CHIEFS)

DATE OPPONENT		TACKLES							INTERCEPTIONS					O. FUMB			ST				MISC		W/L	SCORE	
		TK	S	A	SK	YDS	TFL	YDS	QBH	NO	YDS	LG	TD	PD	FF	FR	YDS	TK	S	A	FF	FR			S
09/09	FALCONS	INACTIVE																						L	24-40
09/16 at	Bills	INACTIVE																						L	17-35
09/23 at	Saints	P	0	0	0	0.0	0.0	0	0	0	0	0	0	0	0	0	0	0	0	0	0	0	0	W	27-24+
09/30	CHARGERS	P	0	0	0	0.0	0.0	0	0	0	0	0	0	0	0	0	0	0	0	0	0	0	0	L	20-37
10/07	RAVENS	S	2	2	0	0.0	0.0	0	0	0	0	0	0	0	0	0	0	0	0	0	0	0	0	L	6-9
10/14 at	Buccaneers	P	0	0	0	0.0	0.0	0	0	0	0	0	0	0	0	0	0	0	0	0	0	0	0	L	10-38
10/28	RAIDERS	P	1	0	1	0.0	0.0	0	0	0	0	0	0	0	0	0	0	0	0	0	0	0	0	L	16-26
11/01 at	Chargers	P	1	0	1	0.0	0.0	0	0	0	0	0	0	0	0	0	0	0	0	0	0	0	0	L	13-31
11/12 at	Steelers	P	1	1	0	0.0	0.0	0	0	0	0	0	0	0	1	1	0	0	0	0	0	0	0	L	13-16+
11/18	BENGALS	P	0	0	0	0.0	0.0	0	0	0	0	0	0	0	0	0	0	0	0	0	0	0	0	L	6-28
11/25	BRONCOS	P	0	0	0	0.0	0.0	0	0	0	0	0	0	0	0	0	0	0	0	0	0	0	0	L	9-17
12/02	PANTHERS	P	0	0	0	0.0	0.0	0	0	0	0	0	0	0	0	0	0	0	0	0	0	0	0	W	27-21
12/09 at	Browns	RESERVE/INJURED																						L	7-30
12/16 at	Raiders	RESERVE/INJURED																						L	0-15
12/23	COLTS	RESERVE/INJURED																						L	13-20
12/30 at	Broncos	RESERVE/INJURED																						L	3-38
2012 TOTALS	10-1	5	3	2	0.0	0.0	0	0	0	0	0	0	0	0	1	1	0	0	0	0	0	0	0	2-14	

+ - Overtime

2013 GAME-BY-GAME REGULAR SEASON STATISTICS (CHIEFS)

DATE OPPONENT		TACKLES							INTERCEPTIONS					O. FUMB			ST				MISC		W/L	SCORE	
		TK	S	A	SK	YDS	TFL	YDS	QBH	NO	YDS	LG	TD	PD	FF	FR	YDS	TK	S	A	FF	FR			S
09/08 at Jaguars		INACTIVE																			W	28-2			
09/15 COWBOYS	P	0	0	0	0.0	0.0	0	0	0	0	0	0	0	0	0	0	0	0	0	0	0	0	0	W	17-16
09/19 at Eagles	P	0	0	0	0.0	0.0	0	0	0	0	0	0	0	0	0	0	0	0	0	0	0	0	0	W	26-16
09/29 GIANTS	P	3	3	0	1.0	8.0	1	8	1	0	0	0	0	0	0	0	0	0	0	0	0	0	0	W	31-7
10/06 at Titans	P	1	1	0	0.0	0.0	0	0	0	0	0	0	0	0	0	0	0	0	0	0	0	0	0	W	26-17
10/13 RAIDERS	P	1	1	0	0.0	0.0	0	0	0	0	0	0	1	0	0	0	0	0	0	0	0	0	0	W	24-7
10/20 TEXANS	P	0	0	0	0.0	0.0	0	0	0	0	0	0	0	0	0	0	0	0	0	0	0	0	0	W	17-16
10/27 BROWNS	P	0	0	0	0.0	0.0	0	0	0	0	0	0	0	0	0	0	0	0	0	0	0	0	0	W	23-17
11/03 at Bills	P	0	0	0	0.0	0.0	0	0	0	0	0	0	0	0	0	0	0	0	0	0	0	0	0	W	23-13
11/17 at Broncos	P	6	5	1	0.0	0.0	0	0	0	0	0	0	0	0	0	0	0	0	0	0	0	0	0	L	17-27
11/24 CHARGERS	S	1	1	0	0.0	0.0	0	0	0	0	0	0	1	0	0	0	0	0	0	0	0	0	0	L	38-41
12/01 BRONCOS	S	2	1	1	0.0	0.0	0	0	1	0	0	0	0	0	0	0	0	0	0	0	0	0	0	L	28-35
12/08 at Redskins	P	1	1	0	0.0	0.0	0	0	0	0	0	0	0	0	0	0	0	0	0	0	0	0	0	W	45-10
12/15 at Raiders	P	2	2	0	0.0	0.0	0	0	0	0	0	0	0	0	0	0	0	0	0	0	0	0	0	W	56-31
12/22 COLTS	P	4	3	1	0.0	0.0	0	0	0	0	0	0	0	0	0	0	0	0	0	0	0	0	0	L	7-23
12/29 at Chargers	S	9	7	2	0.0	0.0	0	0	0	0	0	0	0	0	0	0	0	0	0	0	0	0	0	L	24-27+
2013 TOTALS	15-3	30	25	5	1.0	8.0	1	8	2	0	0	0	2	0	0	0	0	0	0	0	0	0	0	11-5	

+ - Overtime

2014 GAME-BY-GAME REGULAR SEASON STATISTICS (CHIEFS)

		TACKLES								INTERCEPTIONS				O. FUMB			ST				MISC						
DATE	OPPONENT	TK	S	A	SK	YDS	TFL	YDS	QBH	NO	YDS	LG	TD	PD	FF	FR	YDS	TK	S	A	FF	FR	S	A	W/L	SCORE	
09/07	TITANS	S	2	2	0	1.0	10.0	1	10	2	0	0	0	0	0	0	0	0	0	0	0	0	0	0	L	10-26	
09/14	at Broncos	S	0	0	0	0.0	0.0	0	0	0	0	0	0	0	0	0	0	0	0	0	0	0	0	0	L	17-24	
09/21	at Dolphins	S	3	1	2	0.0	0.0	1	3	0	0	0	0	0	1	0	0	0	0	0	0	0	0	0	W	34-15	
09/29	PATRIOTS	S	0	0	0	0.0	0.0	0	0	0	0	0	0	0	0	0	0	0	0	0	0	0	0	0	W	41-14	
10/05	at 49ers	S	4	3	1	1.5	9.0	1	5	2	0	0	0	0	0	0	0	0	0	0	0	0	0	0	L	17-22	
10/19	at Chargers	S	2	1	1	0.0	0.0	0	0	0	0	0	0	0	0	0	0	0	0	0	0	0	0	0	W	23-20	
10/26	RAMS	S	4	3	1	1.5	7.0	1	5	3	0	0	0	0	0	0	0	0	0	0	0	0	0	0	W	34-7	
11/02	JETS	S	4	2	2	0.0	0.0	1	2	0	0	0	0	0	0	0	0	0	0	0	0	0	0	0	W	24-10	
11/09	at Bills	S	8	6	2	0.0	0.0	3	4	0	0	0	0	0	0	0	0	0	0	0	0	0	0	0	W	17-13	
11/16	SEAHAWKS	S	2	2	0	0.0	0.0	0	0	0	0	0	0	0	0	0	0	0	0	0	0	0	0	0	W	24-20	
11/20	at Raiders	S	4	1	3	0.0	0.0	0	0	0	0	0	0	0	0	0	0	0	0	0	0	0	0	0	L	20-24	
11/30	BRONCOS	S	4	2	2	0.0	0.0	1	3	0	0	0	0	0	0	0	0	0	0	0	0	0	0	0	L	16-29	
12/07	at Cardinals		INACTIVE																							L	14-17
12/14	RAIDERS		INACTIVE																							W	31-13
12/21	at Steelers	S	1	1	0	0.0	0.0	0	0	0	0	0	0	1	0	0	0	0	0	0	0	0	0	0	L	12-20	
12/28	CHARGERS	S	3	3	0	1.0	6.0	1	6	1	0	0	0	0	0	0	0	0	0	0	0	0	0	0	W	19-7	
2014 TOTALS		14-14	41	27	14	5.0	32.0	10	38	8	0	0	0	0	2	0	0	0	0	0	0	0	0	0	9-7		

2015 GAME-BY-GAME REGULAR SEASON STATISTICS (CHIEFS)

		TACKLES									INTERCEPTIONS					O. FUMB			ST				MISC					
DATE	OPPONENT	TK	S	A	SK	YDS	TFL	YDS	QBH	NO	YDS	LG	TD	PD	FF	FR	YDS	TK	S	A	FF	FR	S	A	W/L	SCORE		
09/13	at Texans	S	4	3	1	2.0	10.0	2	10	2	0	0	0	0	0	0	1	0	0	0	0	0	0	0	W	27-20		
09/17	BRONCOS	S	2	2	0	0.0	0.0	0	0	0	0	0	0	0	0	0	0	0	0	0	0	0	0	0	L	24-31		
09/28	at Packers	S	1	0	1	0.0	0.0	0	0	1	0	0	0	0	0	0	0	0	0	0	0	0	0	0	L	28-38		
10/04	at Bengals	S	3	2	1	0.0	0.0	0	0	0	0	0	0	0	0	0	0	0	0	0	0	0	0	0	L	21-36		
10/11	BEARS	S	7	5	2	1.5	7.0	1	3	2	0	0	0	0	0	1	0	0	0	0	0	0	0	0	L	17-18		
10/18	at Vikings	S	8	5	3	1.0	5.0	3	7	2	0	0	0	0	0	1	0	0	0	0	0	0	0	0	L	10-16		
10/25	STEELERS	S	5	3	2	0.0	0.0	0	0	0	0	0	0	0	0	0	0	0	0	0	0	0	0	0	W	23-13		
11/01	LIONS	S	1	1	0	0.0	0.0	0	0	0	0	0	0	0	0	0	0	0	0	0	0	0	0	0	W	45-10		
11/15	at Broncos										INACTIVE																W	29-13
11/22	at Chargers										INACTIVE																W	33-3
11/29	BILLS										INACTIVE																W	30-22
12/06	at Raiders										INACTIVE																W	34-20
12/13	CHARGERS	S	1	1	0	0.0	0.0	0	0	0	0	0	0	0	0	0	0	0	0	0	0	0	0	0	W	10-3		
12/20	at Ravens	S	1	0	1	0.0	0.0	0	0	1	0	0	0	0	0	0	0	0	0	0	0	0	0	0	W	34-14		
12/27	BROWNS	S	3	2	1	0.0	0.0	0	0	0	0	0	0	0	0	0	0	0	0	0	0	0	0	0	W	17-13		
01/03	RAIDERS	S	2	2	0	0.0	0.0	1	1	0	0	0	0	0	0	0	0	0	0	0	0	0	0	0	W	23-17		
2015 TOTALS		12-12	38	26	12	4.5	22.0	7	21	8	0	0	0	0	0	2	1	0	0	0	0	0	0	0	11-5			

2016 GAME-BY-GAME REGULAR SEASON STATISTICS (CHIEFS)

DATE OPPONENT		TACKLES								INTERCEPTIONS					O. FUMB			ST				MISC		W/L	SCORE
		TK	S	A	SK	YDS	TFL	YDS	QBH	NO	YDS	LG	TD	PD	FF	FR	YDS	TK	S	A	FF	FR	S		
09/11	CHARGERS	S	2	2	0	0.0	0.0	1	2	0	0	0	0	0	0	0	0	0	0	0	0	0	0	W	33-27+
09/18	at Texans	S	1	0	1	0.0	0.0	0	0	0	0	0	0	0	0	0	0	0	0	0	0	0	0	L	12-19
09/25	JETS	S	1	1	0	0.0	0.0	0	0	0	0	0	0	0	0	0	0	0	0	0	0	0	0	W	24-3
10/02	at Steelers	S	2	1	1	0.0	0.0	0	0	0	0	0	0	0	0	0	0	0	0	0	0	0	0	L	14-43
10/16	at Raiders	S	1	1	0	0.0	0.0	0	0	0	0	0	0	0	0	0	0	0	0	0	0	0	0	W	26-10
10/23	SAINTS										RESERVE/INJURED												W	27-21	
10/30	at Colts										RESERVE/INJURED												W	30-14	
11/06	JAGUARS										RESERVE/INJURED												W	19-14	
11/13	at Panthers										RESERVE/INJURED												W	20-17	
11/20	BUCCANEERS										RESERVE/INJURED												L	17-19	
11/27	at Broncos										RESERVE/INJURED												W	30-27+	
12/04	at Falcons										RESERVE/INJURED												W	29-28	
12/08	RAIDERS										RESERVE/INJURED												W	21-13	
12/18	TITANS										RESERVE/INJURED												L	17-19	
12/25	BRONCOS										RESERVE/INJURED												W	33-10	
01/01	at Chargers										RESERVE/INJURED												W	37-27	
2016 TOTALS		5-5	7	5	2	0.0	0.0	1	2	0	0	0	0	0	0	0	0	0	0	0	0	0	0	12-4	

+ - Overtime

2017 GAME-BY-GAME REGULAR SEASON STATISTICS (CHIEFS)

		TACKLES									INTERCEPTIONS					O. FUMB			ST				MISC			
DATE	OPPONENT	TK	S	A	SK	YDS	TFL	YDS	QBH	NO	YDS	LG	TD	PD	FF	FR	YDS	TK	S	A	FF	FR	S	A	W/L	SCORE
09/07	at Patriots	S	6	5	1	1.0	8.0	1	8	1	0	0	0	0	0	0	0	0	0	0	0	0	0	0	W	42-27
09/17	EAGLES	S	2	1	1	0.0	0.0	1	2	0	0	0	0	0	0	0	0	0	0	0	0	0	0	0	W	27-20
09/24	at Chargers	S	4	2	2	1.0	0.0	0	0	0	0	0	0	0	0	0	0	0	0	0	0	0	0	0	W	24-10
10/02	REDSKINS	S	1	1	0	0.0	0.0	0	0	0	0	0	0	0	0	0	0	0	0	0	0	0	0	0	W	29-20
10/08	at Texans	S	3	2	1	0.0	0.0	0	0	0	0	0	0	0	0	0	0	0	0	0	0	0	0	0	W	42-34
10/15	STEELERS	S	6	2	4	0.0	0.0	1	2	0	0	0	0	0	0	0	0	0	0	0	0	0	0	0	L	13-19
10/19	at Raiders	S	3	1	2	0.0	0.0	0	0	0	0	0	0	0	0	0	0	0	0	0	0	0	0	0	L	30-31
10/30	BRONCOS	S	3	2	1	0.0	0.0	1	1	0	0	0	0	0	0	0	0	0	0	0	0	0	0	0	W	29-19
11/05	at Cowboys	S	1	1	0	0.0	0.0	0	0	0	0	0	0	0	0	0	0	0	0	0	0	0	0	0	L	17-28
11/19	at Giants		INACTIVE																						L	9-12+
11/26	BILLS	P	1	0	1	0.0	0.0	0	0	0	0	0	0	0	0	0	0	0	0	0	0	0	0	0	L	10-16
12/03	at Jets	S	3	1	2	0.0	0.0	1	3	0	0	0	0	0	0	0	0	0	0	0	0	0	0	0	L	31-38
12/10	RAIDERS	S	0	0	0	0.0	0.0	0	0	0	0	0	0	0	0	0	0	0	0	0	0	0	0	0	W	26-15
12/16	CHARGERS	S	2	1	1	0.0	0.0	1	2	1	0	0	0	0	0	0	0	0	0	0	0	0	0	0	W	30-13
12/24	DOLPHINS	S	3	2	1	0.0	0.0	0	0	0	0	0	0	0	0	0	0	0	0	0	0	0	0	0	W	29-13
12/31	at Broncos		DID NOT PLAY																						W	27-24
2017 TOTALS		14-13	38	21	17	2.0	8.0	6	18	2	0	0	0	0	0	0	0	0	0	0	0	0	0	0	10-6	

+ - Overtime

2018 GAME-BY-GAME REGULAR SEASON STATISTICS (CHIEFS)

		TACKLES							INTERCEPTIONS					O. FUMB			ST				MISC					
DATE	OPPONENT	TK	S	A	SK	YDS	TFL	YDS	QBH	NO	YDS	LG	TD	PD	FF	FR	YDS	TK	S	A	FF	FR	S	A	W/L	SCORE
09/09	at Chargers	S	0	0	0	0.0	0.0	0	0	1	0	0	0	0	0	0	0	0	0	0	0	0	0	0	W	38-28
09/16	at Steelers	P	2	2	0	1.0	10.0	1	10	1	0	0	0	0	0	0	0	0	0	0	0	0	0	0	W	42-37
09/23	49ERS	S	4	3	1	1.0	8.0	2	9	1	0	0	0	0	0	0	0	0	0	0	0	0	0	0	W	38-27
10/01	at Broncos	S	1	1	0	1.0	0.0	0	0	1	0	0	0	0	0	0	0	0	0	0	0	0	0	0	W	27-23
10/07	JAGUARS	S	2	2	0	1.0	5.0	0	0	2	0	0	0	0	0	0	0	0	0	0	0	0	0	0	W	30-14
10/14	at Patriots	S	3	2	1	0.0	0.0	0	0	0	0	0	0	0	0	1	0	0	0	0	0	0	0	0	L	40-43
10/21	BENGALS	P	2	1	1	0.0	0.0	0	0	0	0	0	0	0	0	0	0	0	0	0	0	0	0	0	W	45-10
10/28	BRONCOS	S	0	0	0	0.0	0.0	0	0	0	0	0	0	0	0	0	0	0	0	0	0	0	0	0	W	30-23
11/04	at Browns	S	4	2	2	0.0	0.0	0	0	0	0	0	0	0	0	0	0	0	0	0	0	0	0	0	W	37-21
11/11	CARDINALS	S	2	2	0	1.0	8.0	1	8	2	0	0	0	0	0	0	0	0	0	0	0	0	0	0	W	26-14
11/19	at Rams	S	1	1	0	1.0	1.0	0	0	1	0	0	0	0	0	2	2	0	0	0	0	0	0	0	L	51-54
12/02	at Raiders	P	7	4	3	0.5	2.0	1	1	1	0	0	0	0	0	1	0	0	0	0	0	0	0	0	W	40-33
2018 TOTALS		12-9	28	20	8	6.5	34.0	5	28	10	0	0	0	0	0	1	3	2	0	0	0	0	0	0	10-2	

2013 GAME-BY-GAME POSTSEASON STATISTICS (CHIEFS)

		TACKLES							INTERCEPTIONS					O. FUMB			ST				MISC					
DATE	OPPONENT	TK	S	A	SK	YDS	TFL	YDS	QBH	NO	YDS	LG	TD	PD	FF	FR	YDS	TK	S	A	FF	FR	S	A	W/L	SCORE
01/04	at Colts	P	0	0	0	0.0	0.0	0	0	0	0	0	0	1	0	0	0	0	0	0	0	0	0	0	L	44-45
2013	TOTALS	1-0	0	0	0	0.0	0.0	0	0	0	0	0	0	1	0	0	0	0	0	0	0	0	0	0	0-1	

2015 GAME-BY-GAME POSTSEASON STATISTICS (CHIEFS)

		TACKLES							INTERCEPTIONS					O. FUMB			ST				MISC					
DATE OPPONENT		TK	S	A	SK	YDS	TFL	YDS	QBH	NO	YDS	LG	TD	PD	FF	FR	YDS	TK	S	A	FF	FR	S	A	W/L	SCORE
01/09	at Texans	S	4	3	1	2.0	17.0	0	0	0	0	0	0	0	2	0	0	0	0	0	0	0	0	0	W	30-0
01/16	at Patriots	S	0	0	0	0.0	0.0	0	0	0	0	0	0	0	0	0	0	0	0	0	0	0	0	0	L	20-27
2015 TOTALS		2-2	4	3	1	2.0	17.0	0	0	0	0	0	0	0	2	0	0	0	0	0	0	0	0	0	1-1	

2016 GAME-BY-GAME POSTSEASON STATISTICS (CHIEFS)

	TACKLES							INTERCEPTIONS				O. FUMB			ST				MISC							
DATE OPPONENT	TK	S	A	SK	YDS	TFL	YDS	QBH	NO	YDS	LG	TD	PD	FF	FR	YDS	TK	S	A	FF	FR	S	A	W/L	SCORE	
01/15 STEELERS	RESERVE/INJURED																								L	16-18
2016 TOTALS	0	0	0	0.0	0.0	0	0	0	0	0	0	0	0	0	0	0	0	0	0	0	0	0	0	0-1		

2017 GAME-BY-GAME POSTSEASON STATISTICS (CHIEFS)

		TACKLES							INTERCEPTIONS					O. FUMB			ST				MISC					
DATE	OPPONENT	TK	S	A	SK	YDS	TFL	YDS	QBH	NO	YDS	LG	TD	PD	FF	FR	YDS	TK	S	A	FF	FR	S	A	W/L	SCORE
01/06	TITANS	S	1	0	1	0.0	0.0	0	0	0	0	0	0	0	0	0	0	0	0	0	0	0	0	0	L	21-22
2017	TOTALS	1-1	1	0	1	0.0	0.0	0	0	0	0	0	0	0	0	0	0	0	0	0	0	0	0	0	0-1	



ERIC BERRY

SAFETY

29



9TH SEASON

9TH YEAR WITH THE CHIEFS

COLLEGE: TENNESSEE

BIRTHDAY
12/29/88

HEIGHT
6'0"

WEIGHT
212

ACQUIRED
01-10



- 📺 Ninth-year safety returns for his ninth season with the Chiefs in 2018.
- 📺 Spent the 2017 season on IR after rupturing his Achilles in the season opener vs. New England on September 7, 2017.
- 📺 Was named a team captain for the defense in a vote by teammates for the 2013, 2015 and 2016 postseasons.
- 📺 Has started in all five postseason contests he's played in.
- 📺 Originally joined the Chiefs as the fifth overall selection in the 2010 NFL Draft.

Career Highlights:

- 📺 Returned an interception for a touchdown against Atlanta on Dec. 4, 2016, giving him five interception return touchdowns for his career. That mark ranks tied-second in team history for most interception return touchdowns for a career.
- 📺 Had a career-high 3.5 sacks (-26.5 yards) in 2013, a number that tied for first among all defensive backs in the league. Has 5.5 career sacks (-37.5 yards) to rank fourth in team history for defensive backs, needing just 1.5 more sacks to tie the franchise record for most QB takedowns by a defensive back.
- 📺 Led the Chiefs with four interceptions as a rookie in 2010.

Honors:

- 📺 Was selected to his fifth Pro Bowl following the 2016 season. His other trips to the NFL's annual all-star game came following the 2015, 2013, 2012 and 2010 seasons.
- 📺 Was named the winner of the Chiefs Derrick Thomas Award in 2016. This marked his second Derrick Thomas Award after he and QB Alex Smith earned the club's award in 2015 given to the team's MVP, an award voted on by teammates.
- 📺 Was named the NFL's Comeback Player of the Year following the 2015 season after being diagnosed with

Hodgkin Lymphoma during the 2014 season and being declared cancer-free prior to the start training camp the following season.

- 📺 Honored with the PFWA's George Halas Award in 2016, honoring an NFL player, coach or staff member who overcomes the most adversity to succeed.
- 📺 Was the club's Walter Payton NFL Man of the Year nominee for 2015 and won Nationwide's inaugural Charity Challenge, awarding the Eric Berry Foundation \$20,000. He won the challenge after his unique hashtag, #BerryWPMOYChallenge, was used more than 94,000 times.
- 📺 Has been named first-team All-Pro three times (2016, 2015 and 2013). Was named first-team All-Pro for the first time following the 2013 season, the first All-Pro defensive player for Kansas City since LB Derrick Johnson in 2011 and the Chiefs first All-Pro safety since Deron Cherry following the 1988 season.
- 📺 Was additionally named first-team All-NFL by the Pro Football Writers of America in 2013, 2015 and 2016. Was also named all-AFC by the PFWA in 2016.
- 📺 Was named the AFC Defensive Player of the Week following Week 10 of the 2016 NFL season where he had nine tackles (7 solo), two passes defended, one tackle for loss and one interception returned for a touchdown in a win over the Carolina Panthers.
- 📺 Was voted All-Pro safety by Sporting News following the 2016 regular season.
- 📺 Named the Chiefs Mack Lee Hill Award winner for the 2010 season, an award voted on by teammates given to the club's top rookie performer.
- 📺 Was named to the PFWA's All-Rookie team following the 2010 season.

Transactions:

Re-signed contract with Kansas City (2/28/17) ... Signed franchise tag (8/28/16) ... Signed with Kansas City (7/30/10) ... Selected with the Chiefs first pick (fifth overall) in the 2010 NFL Draft.

COLLEGE

Started 39 games in three years at Tennessee ... Made 37 starts at strong safety, one at left cornerback and one at nickel back ... Tallied 245 tackles (157 solo), 17.5 tackles for loss (-45.0 yards), 3.0 sacks (-11.0 yards) and 14 INTs for 494 yards with three TDs ... Also had 31 passes defended, four fumble recoveries, two forced fumbles and three QB pressures ... Rushed seven times for 37 yards and caught one pass for three yards ... Returned six kickoffs for 132 yards and added 14 special teams tackles ... Was a two-time unanimous All-America pick ... Opened all 13 games as a junior in 2009, recording 87 tackles (56 solo), two INTs for seven yards, nine passes defended, two fumble recoveries, one forced fumble and three QB pressures. Added 14 special teams tackles and four kickoff returns for 100 yards. Earned All-America honors for the

second consecutive year. Received the Jim Thorpe Award as the nation's top defensive back ... Started 12 games as a sophomore in 2008, totaling 72 tackles (44 solo), 3.0 sacks, seven INTs for 265 yards with two TDs and 13 passes defended. Added two kickoff returns for 32 yards, seven carries for 37 yards and one catch for three yards ... Unanimous All-America selection ... Named Jack Tatum Award winner as the best defensive back in college football and was named the SEC Defensive Player of the year ... Opened all 14 games as a true freshman in 2007, tallying 86 tackles (57 solo).

PERSONAL

- Selected jersey number 29 with the Chiefs to honor former University of Tennessee teammate DB Inky Johnson, who suffered a severe shoulder injury in 2006.
- Berry's father, James, was a four-year letterman as a running back at Tennessee ('78-81), serving as team captain as a senior.
- Twin younger brothers, Elliott and Evan, also played football at Tennessee. Elliott attended the 2018 Chiefs Rookie Minicamp.
- Was a Parade All-America selection as a senior at Creekside High School in Fairburn, Ga., where he played QB and DB.
- Named Georgia High School Player of the Year by Gatorade and the Atlanta Journal-Constitution.
- Also ran track and set school records in the long jump (22'-8") and the 200-meter dash (21.76 seconds).
- Interned in a dental office while in high school.
- Started the Eric Berry Foundation whose mission is to provide beneficial opportunities and a safe environment for children to participate in team sports and leadership development programs.

ERIC BERRY - NFL REGULAR SEASON STATISTICS

		TACKLES									INTERCEPTIONS					O. FUMB				ST				MISC			
DATE	TEAM	GP	GS	TK	S	A	TFL	YDS	SK	YDS	QBH	NO	YDS	LG	TD	PD	FF	FR	YDS	TK	S	A	FF	FR	S	A	
2010	Chiefs	16	16	94	73	21	5	0	2.0	11.0	6	4	102	54t	1	9	1	0	0	5	5	0	0	0	0	0	
2011	Chiefs	1	1	0	0	0	0	0	0.0	0.0	0	0	0	0	0	0	0	0	0	0	0	0	0	0	0	0	
2012	Chiefs	16	16	86	73	13	10	0	0.0	0.0	0	1	0	0	0	10	0	0	0	0	0	0	0	0	0	0	
2013	Chiefs	15	15	74	66	8	11	41	3.5	26.5	7	3	134	49	2	11	1	2	24	0	0	0	0	0	0	0	
2014	Chiefs	6	5	37	32	5	0	0	0.0	0.0	1	0	0	0	0	2	0	0	0	0	0	0	0	0	0	0	
2015	Chiefs	16	15	61	55	6	0	0	0.0	0.0	0	2	40	25	0	10	0	0	0	0	0	0	0	0	0	0	
2016	Chiefs	16	16	77	62	15	2	2	0.0	0.0	0	4	98	42t	2	9	1	0	0	0	0	0	0	0	0	0	
2017	Chiefs	1	1	7	4	3	1	0	0.0	0.0	0	0	0	0	0	0	0	0	0	0	0	0	0	0	0	0	
2018	Chiefs	0	0	0	0	0	0	0	0.0	0.0	0	0	0	0	0	0	0	0	0	0	0	0	0	0	0	0	
NFL TOTALS		87	85	436	365	71	29	43	5.5	37.5	14	14	374	54t	5	51	3	2	24	5	5	0	0	0	0	0	

ERIC BERRY - NFL POSTSEASON STATISTICS

				TACKLES							INTERCEPTIONS							O. FUMB					ST				MISC		
DATE	TEAM	GP	GS	TK	S	A	TFL	YDS	SK	YDS	QBH	NO	YDS	LG	TD	PD	FF	FR	YDS	TK	S	A	FF	FR	S	A			
2010	Chiefs	1	1	10	9	1	0	0	0.0	0.0	0	0	0	0	0	4	0	0	0	0	0	0	0	0	0	0			
2013	Chiefs	1	1	9	7	2	0	0	0.0	0.0	0	0	0	0	0	0	1	0	0	0	0	0	0	0	0	0			
2015	Chiefs	2	2	10	8	2	1	2	0.0	0.0	0	1	0	0	0	1	0	0	0	0	0	0	0	0	0	0			
2016	Chiefs	1	1	7	4	3	1	1	0.0	0.0	0	1	0	0	0	1	0	0	0	0	0	0	0	0	0	0			
2017	Chiefs	0	0	0	0	0	0	0	0.0	0.0	0	0	0	0	0	0	0	0	0	0	0	0	0	0	0	0			
NFL TOTALS		5	5	36	28	8	2	3	0.0	0.0	0	2	0	0	0	6	1	0	0	0	0	0	0	0	0	0			

SINGLE-GAME HIGHS: DEFENSIVE

Total Tackles	15 vs. Tennessee Titans, Sep 07, 2014 11 vs. Tennessee Titans, Dec 18, 2016 11 at Oakland Raiders, Dec 16, 2012 11 vs. Cincinnati Bengals, Nov 18, 2012 10 vs. Denver Broncos, Dec 05, 2010 ...1 more at 10.	Tackles For Loss	3 vs. Los Angeles Chargers, Nov 24, 2013 2 vs. Denver Broncos, Dec 01, 2013 2 at Oakland Raiders, Dec 16, 2012 2 at Oakland Raiders, Nov 07, 2010 ...1 more at 2.
Sacks	2.0 at Oakland Raiders, Nov 07, 2010 1.0 at Washington Redskins, Dec 08, 2013 1.0 vs. Los Angeles Chargers, Nov 24, 2013 1.0 vs. Oakland Raiders, Oct 13, 2013 0.5 at Jacksonville Jaguars, Sep 08, 2013	Interceptions	2 at Oakland Raiders, Dec 15, 2013 1 vs. Denver Broncos, Dec 25, 2016 1 at Atlanta Falcons, Dec 04, 2016 1 at Carolina Panthers, Nov 13, 2016 ...9 more at 1.
Passes Defensed	4 at Denver Broncos, Nov 15, 2015 3 vs. New York Jets, Sep 25, 2016 3 vs. New York Giants, Sep 29, 2013 2 at Carolina Panthers, Nov 13, 2016 2 vs. Cleveland Browns, Dec 27, 2015 ...10 more at 2.	Interception Return Yards	96 at Oakland Raiders, Dec 15, 2013 54 vs. Tennessee Titans, Dec 26, 2010 42 at Carolina Panthers, Nov 13, 2016 38 at Philadelphia Eagles, Sep 19, 2013 37 at Atlanta Falcons, Dec 04, 2016
Forced Fumbles	1 vs. Tennessee Titans, Dec 18, 2016 1 vs. Indianapolis Colts, Dec 22, 2013 1 vs. Jacksonville Jaguars, Oct 24, 2010	Special Teams Tackles	2 at Los Angeles Rams, Dec 19, 2010 1 vs. Denver Broncos, Dec 05, 2010 1 at Seattle Seahawks, Nov 28, 2010 1 vs. Jacksonville Jaguars, Oct 24, 2010
Fumble Recoveries	1 vs. New York Giants, Sep 29, 2013 1 vs. Dallas Cowboys, Sep 15, 2013		

SINGLE-GAME HIGHS - POSTSEASON: DEFENSIVE

Total Tackles	10 vs. Baltimore Ravens, Jan 09, 2011 9 at Indianapolis Colts, Jan 04, 2014 7 vs. Pittsburgh Steelers, Jan 15, 2017 7 at New England Patriots, Jan 16, 2016 3 at Houston Texans, Jan 09, 2016	Tackles For Loss	1 vs. Pittsburgh Steelers, Jan 15, 2017 1 at New England Patriots, Jan 16, 2016
Passes Defensed	4 vs. Baltimore Ravens, Jan 09, 2011 1 vs. Pittsburgh Steelers, Jan 15, 2017 1 at Houston Texans, Jan 09, 2016	Interceptions	1 vs. Pittsburgh Steelers, Jan 15, 2017 1 at Houston Texans, Jan 09, 2016
Forced Fumbles	1 at Indianapolis Colts, Jan 04, 2014		

2010 GAME-BY-GAME REGULAR SEASON STATISTICS (CHIEFS)

		TACKLES								INTERCEPTIONS					O. FUMB			ST				MISC				
DATE OPPONENT		TK	S	A	SK	YDS	TFL	YDS	QBH	NO	YDS	LG	TD	PD	FF	FR	YDS	TK	S	A	FF	FR	S	A	W/L	SCORE
09/13	CHARGERS	S	6	5	1	0.0	0.0	0	0	0	0	0	0	0	0	0	0	0	0	0	0	0	0	0	W	21-14
09/19	at Browns	S	7	7	0	0.0	0.0	2	0	1	0	0	0	0	0	0	0	0	0	0	0	0	0	0	W	16-14
09/26	49ERS	S	4	2	2	0.0	0.0	0	0	0	0	0	0	0	0	0	0	0	0	0	0	0	0	0	W	31-10
10/10	at Colts	S	5	3	2	0.0	0.0	0	0	0	0	0	0	0	0	0	0	0	0	0	0	0	0	0	L	9-19
10/17	at Texans	S	5	3	2	0.0	0.0	0	0	0	0	0	0	0	0	0	0	0	0	0	0	0	0	0	L	31-35
10/24	JAGUARS	S	5	4	1	0.0	0.0	0	0	2	1	35	35	0	2	1	0	0	1	1	0	0	0	0	W	42-20
10/31	BILLS	S	10	7	3	0.0	0.0	0	0	0	1	13	13	0	1	0	0	0	0	0	0	0	0	0	W	13-10+
11/07	at Raiders	S	4	3	1	2.0	11.0	2	0	3	0	0	0	0	0	0	0	0	0	0	0	0	0	0	L	20-23+
11/14	at Broncos	S	5	5	0	0.0	0.0	0	0	0	0	0	0	0	0	0	0	0	0	0	0	0	0	0	L	29-49
11/21	CARDINALS	S	8	5	3	0.0	0.0	0	0	0	0	0	0	0	0	0	0	0	0	0	0	0	0	0	W	31-13
11/28	at Seahawks	S	2	2	0	0.0	0.0	0	0	0	0	0	0	0	0	0	0	0	1	1	0	0	0	0	W	42-24
12/05	BRONCOS	S	10	6	4	0.0	0.0	0	0	0	0	0	0	0	2	0	0	0	1	1	0	0	0	0	W	10-6
12/12	at Chargers	S	7	7	0	0.0	0.0	0	0	0	1	0	0	0	2	0	0	0	0	0	0	0	0	0	L	0-31
12/19	at Rams	S	5	3	2	0.0	0.0	0	0	0	0	0	0	0	1	0	0	0	2	2	0	0	0	0	W	27-13
12/26	TITANS	S	4	4	0	0.0	0.0	1	0	0	1	54	54	1	1	0	0	0	0	0	0	0	0	0	W	34-14
01/02	RAIDERS	S	7	7	0	0.0	0.0	0	0	0	0	0	0	0	0	0	0	0	0	0	0	0	0	0	L	10-31
2010 TOTALS		16-16	94	73	21	2.0	11.0	5	0	6	4	102	54	1	9	1	0	0	55	0	0	0	0	0	10-6	

+ - Overtime

2011 GAME-BY-GAME REGULAR SEASON STATISTICS (CHIEFS)

DATE OPPONENT	S	TACKLES								INTERCEPTIONS					O. FUMB			ST				MISC			W/L	SCORE
		TK	S	A	SK	YDS	TFL	YDS	QBH	NO	YDS	LG	TD	PD	FF	FR	YDS	TK	S	A	FF	FR	S	A	W/L	
09/11 BILLS	S	0	0	0	0	0	0	0	0	0	0	0	0	0	0	0	0	0	0	0	0	0	0	0	L	7-41
09/18 at Lions										RESERVE/INJURED															L	3-48
09/25 at Chargers										RESERVE/INJURED															L	17-20
10/02 VIKINGS										RESERVE/INJURED															W	22-17
10/09 at Colts										RESERVE/INJURED															W	28-24
10/23 at Raiders										RESERVE/INJURED															W	28-0
11/06 DOLPHINS										RESERVE/INJURED															L	3-31
11/13 BRONCOS										RESERVE/INJURED															L	10-17
11/27 STEELERS										RESERVE/INJURED															L	9-13
12/04 at Bears										RESERVE/INJURED															W	10-3
12/11 at Jets										RESERVE/INJURED															L	10-37
12/18 PACKERS										RESERVE/INJURED															W	19-14
12/24 RAIDERS										RESERVE/INJURED															L	13-16+
01/01 at Broncos										RESERVE/INJURED															W	7-3
2011 TOTALS	1-1	0	0	0	0	0	0	0	0	0	0	0	0	0	0	0	0	0	0	0	0	0	0	0	6-8	

+ - Overtime

2012 GAME-BY-GAME REGULAR SEASON STATISTICS (CHIEFS)

DATE OPPONENT	S	TACKLES								INTERCEPTIONS					O. FUMB			ST				MISC			W/L	SCORE
		TK	S	A	SK	YDS	TFL	YDS	QBH	NO	YDS	LG	TD	PD	FF	FR	YDS	TK	S	A	FF	FR	S	A	W/L	
09/09 FALCONS	S	2	2	0	0	0	0	0	0	0	0	0	0	1	0	0	0	0	0	0	0	0	0	0	L	24-40
09/16 at Bills	S	4	3	1	0	0	0	0	0	0	0	0	0	0	0	0	0	0	0	0	0	0	0	0	L	17-35
09/23 at Saints	S	8	3	5	0	0	1	0	0	0	0	0	0	0	0	0	0	0	0	0	0	0	0	0	W	27-24+
09/30 CHARGERS	S	6	6	0	0	0	1	0	0	0	0	0	0	0	0	0	0	0	0	0	0	0	0	0	L	20-37
10/07 RAVENS	S	5	5	0	0	0	0	0	0	0	0	0	0	0	0	0	0	0	0	0	0	0	0	0	L	6-9
10/14 at Buccaneers	S	4	3	1	0	0	0	0	0	0	0	0	0	0	0	0	0	0	0	0	0	0	0	0	L	10-38
10/28 RAIDERS	S	3	2	1	0	0	1	0	0	0	0	0	0	0	0	0	0	0	0	0	0	0	0	0	L	16-26
11/01 at Chargers	S	8	6	2	0	0	1	0	0	1	0	0	0	1	0	0	0	0	0	0	0	0	0	0	L	13-31
11/12 at Steelers	S	5	5	0	0	0	1	0	0	0	0	0	0	2	0	0	0	0	0	0	0	0	0	0	L	13-16+
11/18 BENGALS	S	11	11	0	0	0	0	0	0	0	0	0	0	0	0	0	0	0	0	0	0	0	0	0	L	6-28
11/25 BRONCOS	S	4	3	1	0	0	1	0	0	0	0	0	0	2	0	0	0	0	0	0	0	0	0	0	L	9-17
12/02 PANTHERS	S	1	1	0	0	0	0	0	0	0	0	0	0	0	0	0	0	0	0	0	0	0	0	0	W	27-21
12/09 at Browns	S	4	3	1	0	0	0	0	0	0	0	0	0	1	0	0	0	0	0	0	0	0	0	0	L	7-30
12/16 at Raiders	S	11	11	0	0	0	2	0	0	0	0	0	0	1	0	0	0	0	0	0	0	0	0	0	L	0-15
12/23 COLTS	S	4	4	0	0	0	1	0	0	0	0	0	0	2	0	0	0	0	0	0	0	0	0	0	L	13-20
12/30 at Broncos	S	6	5	1	0	0	1	0	0	0	0	0	0	0	0	0	0	0	0	0	0	0	0	0	L	3-38
2012 TOTALS	16-16	86	73	13	0	0	10	0	0	1	0	0	0	10	0	0	0	0	0	0	0	0	0	0	2-14	

+ - Overtime

2013 GAME-BY-GAME REGULAR SEASON STATISTICS (CHIEFS)

DATE OPPONENT	S	TACKLES								INTERCEPTIONS					O. FUMB			ST				MISC			W/L	SCORE
		TK	S	A	SK	YDS	TFL	YDS	QBH	NO	YDS	LG	TD	PD	FF	FR	YDS	TK	S	A	FF	FR	S	A	W/L	
09/08 at Jaguars	S	7	6	1	0.5	2.5	1	2	1	0	0	0	0	0	0	0	0	0	0	0	0	0	0	0	W	28-2
09/15 COWBOYS	S	2	2	0	0	0	0	0	0	0	0	0	0	0	0	1	22	0	0	0	0	0	0	0	W	17-16
09/19 at Eagles	S	5	5	0	0	0	0	0	0	1	38	38	1	2	0	0	0	0	0	0	0	0	0	0	W	26-16
09/29 GIANTS	S	2	2	0	0	0	0	0	0	0	0	0	0	3	0	1	2	0	0	0	0	0	0	0	W	31-7
10/06 at Titans	S	5	3	2	0	0	0	0	0	0	0	0	0	1	0	0	0	0	0	0	0	0	0	0	W	26-17
10/13 RAIDERS	S	6	6	0	1.0	11.0	1	11	1	0	0	0	0	0	0	0	0	0	0	0	0	0	0	0	W	24-7
10/20 TEXANS	S	3	3	0	0	0	0	0	0	0	0	0	0	2	0	0	0	0	0	0	0	0	0	0	W	17-16
10/27 BROWNS	S	4	4	0	0	0	1	1	0	0	0	0	0	0	0	0	0	0	0	0	0	0	0	0	W	23-17
11/03 at Bills	S	6	3	3	0	0	0	0	0	0	0	0	0	0	0	0	0	0	0	0	0	0	0	0	W	23-13
11/17 at Broncos	S	6	6	0	0	0	1	1	0	0	0	0	0	0	0	0	0	0	0	0	0	0	0	0	L	17-27
11/24 CHARGERS	S	8	8	0	1.0	5.0	3	9	3	0	0	0	0	1	0	0	0	0	0	0	0	0	0	0	L	38-41
12/01 BRONCOS	S	5	5	0	0	0	2	7	1	0	0	0	0	0	0	0	0	0	0	0	0	0	0	0	L	28-35
12/08 at Redskins	S	5	5	0	1.0	8.0	1	8	1	0	0	0	0	0	0	0	0	0	0	0	0	0	0	0	W	45-10
12/15 at Raiders	S	3	1	2	0	0	0	0	0	2	96	49	1	2	0	0	0	0	0	0	0	0	0	0	W	56-31
12/22 COLTS	S	7	7	0	0	0	1	2	0	0	0	0	0	0	1	0	0	0	0	0	0	0	0	0	L	7-23
12/29 at Chargers										INACTIVE															L	24-27+
2013 TOTALS	15-15	74	66	8	3.5	26.5	11	41	7	3	134	49	2	11	1	2	24	0	0	0	0	0	0	0	11-5	

+ - Overtime

2014 GAME-BY-GAME REGULAR SEASON STATISTICS (CHIEFS)

DATE OPPONENT		TACKLES								INTERCEPTIONS					O. FUMB			ST				MISC			W/L	SCORE
		TK	S	A	SK	YDS	TFL	YDS	QBH	NO	YDS	LG	TD	PD	FF	FR	YDS	TK	S	A	FF	FR	S	A		
09/07	TITANS	S	15	14	1	0.0	0.0	0	0	1	0	0	0	0	1	0	0	0	0	0	0	0	0	0	L	10-26
09/14	at Broncos	S	0	0	0	0.0	0.0	0	0	0	0	0	0	0	0	0	0	0	0	0	0	0	0	L	17-24	
09/21	at Dolphins		INACTIVE																						W	34-15
09/29	PATRIOTS		INACTIVE																						W	41-14
10/05	at 49ers		INACTIVE																						L	17-22
10/19	at Chargers		INACTIVE																						W	23-20
10/26	RAMS		INACTIVE																						W	34-7
11/02	JETS	P	6	5	1	0.0	0.0	0	0	0	0	0	0	0	0	0	0	0	0	0	0	0	0	W	24-10	
11/09	at Bills	S	6	4	2	0.0	0.0	0	0	0	0	0	0	0	0	0	0	0	0	0	0	0	0	W	17-13	
11/16	SEAHAWKS	S	5	5	0	0.0	0.0	0	0	0	0	0	0	1	0	0	0	0	0	0	0	0	0	W	24-20	
11/20	at Raiders	S	5	4	1	0.0	0.0	0	0	0	0	0	0	0	0	0	0	0	0	0	0	0	0	L	20-24	
11/30	BRONCOS		RESERVE/INJURED																						L	16-29
12/07	at Cardinals		RESERVE/INJURED																						L	14-17
12/14	RAIDERS		RESERVE/INJURED																						W	31-13
12/21	at Steelers		RESERVE/INJURED																						L	12-20
12/28	CHARGERS		RESERVE/INJURED																						W	19-7
2014 TOTALS		6-5	37	32	5	0.0	0.0	0	0	1	0	0	0	0	2	0	0	0	0	0	0	0	0	0	9-7	

2015 GAME-BY-GAME REGULAR SEASON STATISTICS (CHIEFS)

		TACKLES							INTERCEPTIONS					O. FUMB			ST				MISC					
DATE OPPONENT		TK	S	A	SK	YDS	TFL	YDS	QBH	NO	YDS	LG	TD	PD	FF	FR	YDS	TK	S	A	FF	FR	S	A	W/L	SCORE
09/13	at Texans	P	2	2	0	0.0	0.0	0	0	0	0	0	0	1	0	0	0	0	0	0	0	0	0	0	W	27-20
09/17	BRONCOS	S	4	4	0	0.0	0.0	0	0	0	0	0	0	0	0	0	0	0	0	0	0	0	0	0	L	24-31
09/28	at Packers	S	5	4	1	0.0	0.0	0	0	0	0	0	0	0	0	0	0	0	0	0	0	0	0	0	L	28-38
10/04	at Bengals	S	5	4	1	0.0	0.0	0	0	0	0	0	0	0	0	0	0	0	0	0	0	0	0	0	L	21-36
10/11	BEARS	S	3	3	0	0.0	0.0	0	0	0	0	0	0	2	0	0	0	0	0	0	0	0	0	0	L	17-18
10/18	at Vikings	S	3	3	0	0.0	0.0	0	0	0	0	0	0	0	0	0	0	0	0	0	0	0	0	0	L	10-16
10/25	STEELERS	S	6	3	3	0.0	0.0	0	0	0	1	15	15	0	1	0	0	0	0	0	0	0	0	0	W	23-13
11/01	LIONS	S	3	3	0	0.0	0.0	0	0	0	0	0	0	0	0	0	0	0	0	0	0	0	0	0	W	45-10
11/15	at Broncos	S	2	2	0	0.0	0.0	0	0	0	1	25	25	0	4	0	0	0	0	0	0	0	0	0	W	29-13
11/22	at Chargers	S	8	8	0	0.0	0.0	0	0	0	0	0	0	0	0	0	0	0	0	0	0	0	0	0	W	33-3
11/29	BILLS	S	5	5	0	0.0	0.0	0	0	0	0	0	0	0	0	0	0	0	0	0	0	0	0	0	W	30-22
12/06	at Raiders	S	3	3	0	0.0	0.0	0	0	0	0	0	0	0	0	0	0	0	0	0	0	0	0	0	W	34-20
12/13	CHARGERS	S	5	4	1	0.0	0.0	0	0	0	0	0	0	0	0	0	0	0	0	0	0	0	0	0	W	10-3
12/20	at Ravens	S	4	4	0	0.0	0.0	0	0	0	0	0	0	0	0	0	0	0	0	0	0	0	0	0	W	34-14
12/27	BROWNS	S	3	3	0	0.0	0.0	0	0	0	0	0	0	0	2	0	0	0	0	0	0	0	0	0	W	17-13
01/03	RAIDERS	S	0	0	0	0.0	0.0	0	0	0	0	0	0	0	0	0	0	0	0	0	0	0	0	0	W	23-17
2015 TOTALS		16-15	61	55	6	0.0	0.0	0	0	0	2	40	25	0	10	0	0	0	0	0	0	0	0	0	11-5	

2016 GAME-BY-GAME REGULAR SEASON STATISTICS (CHIEFS)

		TACKLES								INTERCEPTIONS					O. FUMB			ST				MISC			
DATE	OPPONENT	TK	S	A	SKYDS	TFL	YDS	QBH	NO	YDS	LG	TD	PD	FF	FR	YDS	TK	S	A	FF	FR	S	A	W/L	SCORE
09/11	CHARGERS	S	6	6	0	0.0	0.0	0	0	0	0	0	0	0	0	0	0	0	0	0	0	0	0	W	33-27+
09/18	at Texans	S	5	2	3	0.0	0.0	0	0	0	0	0	0	0	0	0	0	0	0	0	0	0	0	L	12-19
09/25	JETS	S	3	3	0	0.0	0.0	0	0	0	0	0	3	0	0	0	0	0	0	0	0	0	0	W	24-3
10/02	at Steelers	S	3	3	0	0.0	0.0	0	0	0	0	0	0	0	0	0	0	0	0	0	0	0	0	L	14-43
10/16	at Raiders	S	2	1	1	0.0	0.0	0	0	0	0	0	0	0	0	0	0	0	0	0	0	0	0	W	26-10
10/23	SAINTS	S	8	6	2	0.0	0.0	0	0	0	0	0	1	0	0	0	0	0	0	0	0	0	0	W	27-21
10/30	at Colts	S	3	3	0	0.0	0.0	0	0	0	0	0	0	0	0	0	0	0	0	0	0	0	0	W	30-14
11/06	JAGUARS	S	6	5	1	0.0	0.0	0	0	0	0	0	1	0	0	0	0	0	0	0	0	0	0	W	19-14
11/13	at Panthers	S	9	7	2	0.0	0.0	1	1	0	1	42	42	1	2	0	0	0	0	0	0	0	0	W	20-17
11/20	BUCCANEERS	S	3	2	1	0.0	0.0	0	0	0	0	0	0	0	0	0	0	0	0	0	0	0	0	L	17-19
11/27	at Broncos	S	9	5	4	0.0	0.0	0	0	0	0	0	0	0	0	0	0	0	0	0	0	0	0	W	30-27+
12/04	at Falcons	S	2	2	0	0.0	0.0	0	0	0	1	37	37	1	1	0	0	0	0	0	0	0	0	W	29-28
12/08	RAIDERS	S	3	3	0	0.0	0.0	0	0	0	0	0	0	0	0	0	0	0	0	0	0	0	0	W	21-13
12/18	TITANS	S	11	10	1	0.0	0.0	1	1	0	0	0	0	0	1	0	0	0	0	0	0	0	0	L	17-19
12/25	BRONCOS	S	1	1	0	0.0	0.0	0	0	0	1	19	19	0	1	0	0	0	0	0	0	0	0	W	33-10
01/01	at Chargers	S	3	3	0	0.0	0.0	0	0	0	0	0	0	0	0	0	0	0	0	0	0	0	0	W	37-27
2016 TOTALS		16-16	77	62	15	0.0	0.0	2	2	0	4	98	42	2	9	1	0	0	0	0	0	0	0	12-4	

+ - Overtime

2017 GAME-BY-GAME REGULAR SEASON STATISTICS (CHIEFS)

DATE OPPONENT		TACKLES								INTERCEPTIONS					O. FUMB			ST					MISC		W/L	SCORE	
		TK	S	A	SK	YDS	TFL	YDS	QBH	NO	YDS	LG	TD	PD	FF	FR	YDS	TK	S	A	FF	FR	S	A			
09/07	at Patriots	S	7	4	3	0.0	0.0	1	0	0	0	0	0	0	0	0	0	0	0	0	0	0	0	0	W	42-27	
09/17	EAGLES									RESERVE/INJURED																W	27-20
09/24	at Chargers									RESERVE/INJURED																W	24-10
10/02	REDSKINS									RESERVE/INJURED																W	29-20
10/08	at Texans									RESERVE/INJURED																W	42-34
10/15	STEELERS									RESERVE/INJURED																L	13-19
10/19	at Raiders									RESERVE/INJURED																L	30-31
10/30	BRONCOS									RESERVE/INJURED																W	29-19
11/05	at Cowboys									RESERVE/INJURED																L	17-28
11/19	at Giants									RESERVE/INJURED																L	9-12+
11/26	BILLS									RESERVE/INJURED																L	10-16
12/03	at Jets									RESERVE/INJURED																L	31-38
12/10	RAIDERS									RESERVE/INJURED																W	26-15
12/16	CHARGERS									RESERVE/INJURED																W	30-13
12/24	DOLPHINS									RESERVE/INJURED																W	29-13
12/31	at Broncos									RESERVE/INJURED																W	27-24
2017 TOTALS		1-1	7	4	3	0.0	0.0	1	0	0	0	0	0	0	0	0	0	0	0	0	0	0	0	0	10-6		

+ - Overtime

2018 GAME-BY-GAME REGULAR SEASON STATISTICS (CHIEFS)

DATE OPPONENT	TACKLES								INTERCEPTIONS				O. FUMB			ST				MISC		W/L	SCORE		
	TK	S	A	SK	YDS	TFL	YDS	QBH	NO	YDS	LG	TD	PD	FF	FR	YDS	TK	S	A	FF	FR			S	A
09/09 at Chargers										INACTIVE														W	38-28
09/16 at Steelers										INACTIVE														W	42-37
09/23 49ERS										INACTIVE														W	38-27
10/01 at Broncos										INACTIVE														W	27-23
10/07 JAGUARS										INACTIVE														W	30-14
10/14 at Patriots										INACTIVE														L	40-43
10/21 BENGALS										INACTIVE														W	45-10
10/28 BRONCOS										INACTIVE														W	30-23
11/04 at Browns										INACTIVE														W	37-21
11/11 CARDINALS										INACTIVE														W	26-14
11/19 at Rams										INACTIVE														L	51-54
12/02 at Raiders										INACTIVE														W	40-33
2018 TOTALS	0	0	0	0.0	0.0	0	0	0	0	0	0	0	0	0	0	0	0	0	0	0	0	0	0	10-2	

2010 GAME-BY-GAME POSTSEASON STATISTICS (CHIEFS)

		TACKLES							INTERCEPTIONS					O. FUMB			ST				MISC					
DATE OPPONENT		TK	S	A	SK	YDS	TFL	YDS	QBH	NO	YDS	LG	TD	PD	FF	FR	YDS	TK	S	A	FF	FR	S	A	W/L	SCORE
01/09	RAVENS	S	10	9	1	0.0	0.0	0	0	0	0	0	0	4	0	0	0	0	0	0	0	0	0	0	L	7-30
2010 TOTALS		1-1	10	9	1	0.0	0.0	0	0	0	0	0	0	4	0	0	0	0	0	0	0	0	0	0	0-1	

2013 GAME-BY-GAME POSTSEASON STATISTICS (CHIEFS)

		TACKLES							INTERCEPTIONS					O. FUMB			ST				MISC					
DATE OPPONENT		TK	S	A	SK	YDS	TFL	YDS	QBH	NO	YDS	LG	TD	PD	FF	FR	YDS	TK	S	A	FF	FR	S	A	W/L	SCORE
01/04 at Colts	S	9	7	2	0.0	0.0	0	0	0	0	0	0	0	0	1	0	0	0	0	0	0	0	0	0	L	44-45
2013 TOTALS	1-1	9	7	2	0.0	0.0	0	0	0	0	0	0	0	0	1	0	0	0	0	0	0	0	0	0	0-1	

2015 GAME-BY-GAME POSTSEASON STATISTICS (CHIEFS)

		TACKLES							INTERCEPTIONS					O. FUMB			ST					MISC					
DATE OPPONENT		TK	S	A	SK	YDS	TFL	YDS	QBH	NO	YDS	LG	TD	PD	FF	FR	YDS	TK	S	A	FF	FR	S	A	W/L	SCORE	
01/09	at Texans	S	3	2	1	0.0	0.0	0	0	0	1	0	0	0	1	0	0	0	0	0	0	0	0	0	W	30-0	
01/16	at Patriots	S	7	6	1	0.0	0.0	1	2	0	0	0	0	0	0	0	0	0	0	0	0	0	0	0	L	20-27	
2015 TOTALS		2-2	10	8	2	0.0	0.0	1	2	0	1	0	0	0	1	0	0	0	0	0	0	0	0	0	0	1-1	

2016 GAME-BY-GAME POSTSEASON STATISTICS (CHIEFS)

		TACKLES							INTERCEPTIONS					O. FUMB			ST				MISC						
DATE OPPONENT		TK	S	A	SK	YDS	TFL	YDS	QBH	NO	YDS	LG	TD	PD	FF	FR	YDS	TK	S	A	FF	FR	S	A	W/L	SCORE	
01/15	STEELERS	S																									
			7	4	3	0.0	0.0	1	1	0	1	0	0	0	1	0	0	0	0	0	0	0	0	0	0	L	16-18
2016 TOTALS		1-1	7	4	3	0.0	0.0	1	1	0	1	0	0	0	1	0	0	0	0	0	0	0	0	0	0	0-1	

2017 GAME-BY-GAME POSTSEASON STATISTICS (CHIEFS)

DATE OPPONENT	TACKLES							INTERCEPTIONS					O. FUMB			ST					MISC			W/L	SCORE
	TK	S	A	SK	YDS	TFL	YDS	QBH	NO	YDS	LG	TD	PD	FF	FR	YDS	TK	S	A	FF	FR	S	A		
01/06 TITANS	RESERVE/INJURED																							L	21-22
2017 TOTALS	0	0	0	0	0	0	0	0	0	0	0	0	0	0	0	0	0	0	0	0	0	0	0	0-1	



HARRISON BUTKER

KICKER



2ND SEASON

2ND YEAR WITH THE CHIEFS

COLLEGE: GEORGIA TECH

BIRTHDAY
07/14/95

HEIGHT
6'4"

WEIGHT
205

ACQUIRED
FA-17

Second-year kicker enters his second season with the Chiefs in 2018.

In his NFL debut vs. Washington on October 2, 2017 Butker converted 26-, 32- and 43-yard field goals. His 43-yard field goal gave the Chiefs a 23-20 lead with four seconds left on the clock, sealing the game.

Originally entered the NFL as a seventh-round pick (233rd overall) by the Carolina Panthers in the 2017 NFL Draft.

Career Highlights:

With 38 made field goals during the 2017 season Butker holds the franchise record for most field goals made in a single season.

In the game against Denver (12/31/17), he converted two field goals and three PATs good for nine points. He owns 142 points for the 2017 season, ranking first in franchise history for most points by a kicker in a single season, passing Nick Lowery's previous mark of 139 set in 1990. His 142 points rank third in franchise history for most points in a single-season by a player at any position.

Butker converted a field goal in 13 consecutive games in 2017, giving him the second-longest individual

streak in a single-season in franchise history behind Pro Football Hall of Fame kicker Jan Stenerud with 14.

In the game vs. the Buffalo Bills (11/26/17), Butker converted a 45-yard field goal, giving him 23 consecutive made field goals, which ranks first for the most consecutive field goals made in franchise history.

Honors:

Named the AFC Special Teams Player of the Month for December during the 2017 season.

Named the AFC Special Teams Player of the Week twice during the 2017 season (Weeks 8 and 16). Butker is just the third rookie in Chiefs' history to win the award multiple times, joining Tyreek Hill (2016) and Tamarick Vanover (1995).

Was named to the PFWA's All-Rookie team following the 2017 season.

Transactions:

Signed by Kansas City (9/26/17) ... Signed to Carolina's practice squad (9/14/17) ... Released by Carolina (9/13/17) ... Originally entered the NFL as a seventh-round pick (233rd overall) by the Carolina Panthers in the 2017 NFL Draft.

COLLEGE

Played in 52 games at Georgia Tech ... Finished his career first in school history with 337 points scored and third with a 71.7 field goal percentage ... Converted a school record 208-of-210 extra point tries ... Ended his career with 102 consecutive extra points made ... Connected on 43-of-60 field goal attempts, including four-of-seven from 50 yards or more with a long of 53 yards ... Recorded 177 touchbacks on 294 kickoffs ... Named All-Atlantic Coast Conference honorable mention his senior year.

PERSONAL

Lettered three years in football and basketball, and four years in soccer at Westminster HS in Atlanta, Ga.

Named all-state kicker in 2011 and 2012.

Holds Westminster's school record for longest field goal (53 yards) and also holds school mark for most field goals in a season, going 16-for-17 during his junior year.

Won a pair of state championships on the soccer field in 2011 and 2012.

Graduated from Georgia Tech with a degree in industrial engineering.

HARRISON BUTKER - NFL REGULAR SEASON STATISTICS

DATE	TEAM	GP	FGM	FGA	PCT.	LG	XP	XPA	PCT.	BLK	PTS
2017	Panthers	0	0	0	0.0	0	0	0	0.0	0	0
Went from Panthers to Chiefs .											
2017	Chiefs	13	38	42	90.5	53	28	28	100.0	0	142
2018	Chiefs	12	19	20	95.0	50	51	55	92.7	0	108
NFL TOTALS		25	57	62	91.9	53	79	83	95.2	0	250

HARRISON BUTKER - NFL POSTSEASON STATISTICS

DATE	TEAM	GP	FGM	FGA	PCT.	LG	XP	XPA	PCT.	BLK	PTS
2017	Chiefs	1	0	1	0.0	0	3	3	100.0	0	3
NFL TOTALS		1	0	1	0.0	0	3	3	100.0	0	3

REGULAR SEASON FIELD-GOAL ACCURACY

DATE	TEAM	1-19	PCT.	20-29	PCT.	30-39	PCT.	40-49	PCT.	50+	PCT.
2017	Panthers	0-0	0.0	0-0	0.0	0-0	0.0	0-0	0.0	0-0	0.0
Went from Panthers to Chiefs .											
2017	Chiefs	0-0	0.0	8-8	100.0	16-17	94.1	10-12	83.3	4-5	80.0
2018	Chiefs	0-0	0.0	7-7	100.0	5-5	100.0	6-6	100.0	1-2	50.0
NFL TOTALS		0-0	0.0	15-15	100.0	21-22	95.5	16-18	88.9	5-7	71.4

POSTSEASON FIELD-GOAL ACCURACY

DATE	TEAM	1-19	PCT.	20-29	PCT.	30-39	PCT.	40-49	PCT.	50+	PCT.
2017	Chiefs	0-0	0.0	0-0	0.0	0-0	0.0	0-1	0.0	0-0	0.0
NFL TOTALS		0-0	0.0	0-0	0.0	0-0	0.0	0-1	0.0	0-0	0.0

SINGLE-GAME HIGHS: KICKER

Field Goals Made	5 vs. Miami Dolphins, Dec 24, 2017 5 vs. Denver Broncos, Oct 30, 2017 5 at Houston Texans, Oct 08, 2017 4 at New England Patriots, Oct 14, 2018 ...1 more at 4.	PAT Attempts	7 at Los Angeles Rams, Nov 19, 2018 6 vs. Cincinnati Bengals, Oct 21, 2018 6 at Pittsburgh Steelers, Sep 16, 2018 5 at Oakland Raiders, Dec 02, 2018 5 at Cleveland Browns, Nov 04, 2018 ...2 more at 5.
Field Goal Attempts	6 vs. Miami Dolphins, Dec 24, 2017 5 vs. Denver Broncos, Oct 30, 2017 5 at Houston Texans, Oct 08, 2017 4 at New England Patriots, Oct 14, 2018 4 vs. Los Angeles Chargers, Dec 16, 2017 ...2 more at 4.	Points	18 at Houston Texans, Oct 08, 2017 17 vs. Miami Dolphins, Dec 24, 2017 17 vs. Denver Broncos, Oct 30, 2017 16 at New England Patriots, Oct 14, 2018 14 vs. Oakland Raiders, Dec 10, 2017
Longest Field Goals Made	53 vs. Oakland Raiders, Dec 10, 2017 53 at Oakland Raiders, Oct 19, 2017 51 vs. Los Angeles Chargers, Dec 16, 2017 51 vs. Denver Broncos, Oct 30, 2017 50 at Oakland Raiders, Dec 02, 2018	Special Teams Tackles	1 vs. Arizona Cardinals, Nov 11, 2018
PATs Made	6 at Los Angeles Rams, Nov 19, 2018 6 vs. Cincinnati Bengals, Oct 21, 2018 6 at Pittsburgh Steelers, Sep 16, 2018 5 vs. San Francisco 49ers, Sep 23, 2018 ...1 more at 5.		

SINGLE-GAME HIGHS - POSTSEASON: KICKER

Field Goal Attempts	1 vs. Tennessee Titans, Jan 06, 2018	PAT Attempts	3 vs. Tennessee Titans, Jan 06, 2018
PATs Made	3 vs. Tennessee Titans, Jan 06, 2018	Points	3 vs. Tennessee Titans, Jan 06, 2018

2017 GAME-BY-GAME REGULAR SEASON STATISTICS (PANTHERS/CHIEFS)

DATE OPPONENT		FIELD GOALS				EXTRA POINTS				PTS	W/L	SCORE
		FGM	FGA	PCT	LG	XP	XPA	PCT	BLK			
09/10 at 49ers		INACTIVE									W	23-3
09/17 BILLS		PRACTICE SQUAD									W	9-3
09/24 SAINTS		PRACTICE SQUAD									L	13-34
Went from Panthers to Chiefs .												
10/02 REDSKINS	P	3	4	75.0	43	2	2	100.0	0	11	W	29-20
10/08 at Texans	P	5	5	100.0	49	3	3	100.0	0	18	W	42-34
10/15 STEELERS	P	2	2	100.0	46	1	1	100.0	0	7	L	13-19
10/19 at Raiders	P	3	3	100.0	53	3	3	100.0	0	12	L	30-31
10/30 BRONCOS	P	5	5	100.0	51	2	2	100.0	0	17	W	29-19
11/05 at Cowboys	P	1	1	100.0	38	2	2	100.0	0	5	L	17-28
11/19 at Giants	P	3	3	100.0	31	0	0	0.0	0	9	L	9-12+
11/26 BILLS	P	1	1	100.0	45	1	1	100.0	0	4	L	10-16
12/03 at Jets	P	1	2	50.0	36	4	4	100.0	0	7	L	31-38
12/10 RAIDERS	P	4	4	100.0	53	2	2	100.0	0	14	W	26-15
12/16 CHARGERS	P	3	4	75.0	51	3	3	100.0	0	12	W	30-13
12/24 DOLPHINS	P	5	6	83.3	49	2	2	100.0	0	17	W	29-13
12/31 at Broncos	P	2	2	100.0	30	3	3	100.0	0	9	W	27-24
2017 TOTALS	13	38	42	90.5	53	28	28	100.0	0	142	9-7	

+ - Overtime

2018 GAME-BY-GAME REGULAR SEASON STATISTICS (CHIEFS)

DATE OPPONENT	FIELD GOALS				EXTRA POINTS				PTS	W/L	SCORE
	FGM	FGA	PCT	LG	XP	XPA	PCT	BLK			
09/09 at Chargers	P	1	1	100.0	46	5	5	100.0	0	8	W 38-28
09/16 at Steelers	P	0	0	0.0	0	6	6	100.0	0	6	W 42-37
09/23 49ERS	P	1	1	100.0	37	5	5	100.0	0	8	W 38-27
10/01 at Broncos	P	2	2	100.0	33	3	3	100.0	0	9	W 27-23
10/07 JAGUARS	P	3	3	100.0	42	3	3	100.0	0	12	W 30-14
10/14 at Patriots	P	4	4	100.0	43	4	4	100.0	0	16	L 40-43
10/21 BENGALS	P	1	2	50.0	26	6	6	100.0	0	9	W 45-10
10/28 BRONCOS	P	1	1	100.0	24	3	4	75.0	0	6	W 30-23
11/04 at Browns	P	1	1	100.0	39	4	5	80.0	0	7	W 37-21
11/11 CARDINALS	P	2	2	100.0	46	2	2	100.0	0	8	W 26-14
11/19 at Rams	P	1	1	100.0	21	6	7	85.7	0	9	L 51-54
12/02 at Raiders	P	2	2	100.0	50	4	5	80.0	1	10	W 40-33
2018 TOTALS	12	19	20	95.0	50	51	55	92.7	1	108	10-2

2017 GAME-BY-GAME POSTSEASON STATISTICS (CHIEFS)

DATE OPPONENT	FIELD GOALS				EXTRA POINTS				PTS	W/L	SCORE
	FGM	FGA	PCT	LG	XP	XPA	PCT	BLK			
01/06 TITANS	P	0	1	0.0	0	3	3	100.0	0	3	L 21-22
2017 TOTALS	1	0	1	0.0	0	3	3	100.0	0	3	0-1



DUSTIN COLQUITT

PUNTER



14TH SEASON

14TH YEAR WITH THE CHIEFS

COLLEGE: TENNESSEE

BIRTHDAY
05/06/82

HEIGHT
6'3"

WEIGHT
210

ACQUIRED
03-05



Left-footed punter enters his 14th season with the Chiefs in 2018.

Ranks first in team annals with 1,059 career punts (regular season) for 47,516 yards. Passed Jerrel Wilson (44,218 yards) for first place in franchise history for most career punting yards during the Sunday Night Football game against the Houston Texans on October 8, 2017. With two punts in New York vs. the Jets on December 3, 2017 he also passed Jerrel Wilson (1,018 punts) for most punts in team history.

Was voted by teammates to be a captain for the club's 2013, 2016 and 2017 postseason games.

Has played in seven postseason contests, producing 27 punts for 1,266 yards (46.9 gross, 41.8 net) with nine inside the 20-yard line and three touchbacks.

Originally joined the Chiefs as the team's third-round draft selection (99th overall) in the 2005 NFL Draft, becoming the first punter drafted by the club since P/K Robbie Keen in 1991.

Career Highlights:

Owns 434 total punts inside the 20-yard line, ranking first in franchise history and fourth in NFL history.

Owns the top spots in franchise history with a 41.4-yard career net average and a 45.4-yard gross average.

Became the second punter in franchise history to record 1,000 career punts, finishing the game vs. Dallas (11/5/17) with five punts, giving him 1,004 for his career following that game. He is the 23rd player in NFL history to record 1,000 or more career punts.

In the game vs. the New York Giants

(11/19/17) became the fourth player in franchise history to play in 200 career contests for the club. He becomes the 27th punter in NFL history to play in 200 or more career games.

Ranks 13th in NFL annals since the AFL-NFL merger with a 39.7-yard net punting average.

He led the AFC and tied for the lead in the NFL in punts inside the 20 in 2013 with 35.

Was second all-time in NFL history for most punts inside the 20-yard line in a single season with 45 punts inside the 20-yard line in 2012. His 45 inside the 20 surpassed the old NFL record of 42, but trailed Arizona P Dave Zastudil's 2012 mark of 46 punts inside the 20 for the NFL record.

His 45 punts inside the 20 in 2012 set a single-season franchise record, passing his old mark of 41 set in the 2009 season.

Boasted a team-record 45.49-yard gross punting average in 2007, the second-highest mark in team history behind only the single-season mark of 45.53 set by Wilson in '73.

Led the NFL with a 39.3-yard net average in 2006.

Honors:

Was selected to the Pro Bowl following the 2012 and 2016 seasons.

Transactions:

Re-signed with Kansas City (3/15/18) ... Signed with Kansas City (3/4/13) ... Signed with Kansas City (2/28/08) ... Signed with Kansas City (7/26/05) ... Drafted by Kansas City in the third round (99th overall) in 2005.

COLLEGE

Played in 52 games at Tennessee, punting 240 times for 10,216 yards (42.6 gross, 38.4 net) with 73 inside the 20-yard line and 29 touchbacks ... Ranked first in Volunteers history with 240 career punts upon the completion of his collegiate career ... Added 14 kickoffs with two touchbacks and one pass for 19 yards on a fake punt ... Appeared in 13 games, punting 56 times for 2,282 yards (40.8 gross, 39.2 net) with 17 inside the 20 as a senior ... Also completed a 19-yard pass ... A second-team All-SEC selection ... Played in 13 games his junior season in 2003, punting 68 times for 3,081 yards (45.3 gross, 39.1 net) with 21 inside the 20 ... Was a consensus All-America and All-SEC selection ... His 45.3-yard average led the SEC ... Had 19 punts of 50+ yards ... Saw duty in 13 games as a sophomore in 2002 ... Had 65 punts for 2,833 yards (43.6 gross, 39.1 net) with 22 inside the 20 ... Named second-team All-SEC by AP ... Had 16 punts of 50+ yards ... Played in 13 games in 2001 as a redshirt freshman, punting 51 times for 2,020 yards (39.6 gross, 35.5 net) with 13 inside the 20 ... Also had two touchbacks on 14 kickoffs ... Redshirted as a true freshman in 2000.

PERSONAL

Played his senior season at Bearden High School in Knoxville, Tenn., where he handled the team's punting and kicking duties.

A three-year letterwinner in soccer.

- Named the Knoxville Interscholastic League Soccer Player of the Year in 2000.
- His soccer squad advanced to the state semi-finals during his senior campaign when he won all-state and all-south honors.
- Created the "Colquitt for Kids Foundation" to work with TLC for Children and Families.
- Along with his wife, Christia, volunteers at TLC for Children and Families, a center that provides social services to children who are facing abuse, neglect or family disruption. The couple has also served as honorary chairpersons for TLC's annual gala.
- Serves as a spokesperson for All-Pro Dad, a program that helps men become better fathers.
- Father, Craig, played in the NFL for Pittsburgh ('78-84) and Indianapolis ('87). He won two Super Bowls (XIII & XIV) with the Steelers.
- In addition to his father, who played for the Volunteers ('75-77), is one of four members of the Colquitt family to punt for Tennessee.
- Cousin, Jimmy, punted at Tennessee ('81-84). He played in the NFL with Seattle during the 1985 season.
- Brother, Britton, punted at the University of Tennessee (2004-08), and has been a punter in the NFL since 2009 with the Denver Broncos and Cleveland Browns.
- Attended the University of Tennessee with Kansas City Royals 2006 first-round draft pick Luke Hochevar and is close friends with the pitcher.
- Graduated with a degree in political science from Tennessee.

DUSTIN COLQUITT - NFL REGULAR SEASON PUNTING STATISTICS

DATE TEAM	GP	NO.	YDS.	AVG.	OPP. RET.	YDS.	NET. YDS.	AVG.	TB	IN20	LG	BK
2005 Chiefs	16	65	2,564	39.4	23	179	2,285	35.2	5	27	62	0
2006 Chiefs	16	71	3,145	44.3	32	254	2,791	39.3	5	23	72	0
2007 Chiefs	16	95	4,322	45.5	50	387	3,755	39.1	9	27	81	1
2008 Chiefs	14	70	3,110	44.4	28	209	2,741	39.2	8	27	73	0
2009 Chiefs	16	96	4,361	45.4	40	285	3,956	40.8	6	41	70	1
2010 Chiefs	16	88	3,908	44.4	42	361	3,347	37.6	10	33	72	1
2011 Chiefs	16	89	4,084	45.9	36	411	3,573	40.1	5	27	68	0
2012 Chiefs	16	83	3,887	46.8	27	362	3,385	40.8	7	45	71	0
2013 Chiefs	16	87	4,005	46.0	38	246	3,539	40.2	11	35	65	1
2014 Chiefs	16	71	3,164	44.6	29	190	2,874	40.5	5	31	69	0
2015 Chiefs	16	75	3,333	44.4	26	170	3,063	40.8	5	37	62	0
2016 Chiefs	16	76	3,427	45.1	30	157	3,090	40.7	9	38	64	0
2017 Chiefs	16	65	2,936	45.2	24	164	2,672	41.1	5	29	77	0
2018 Chiefs	12	34	1,535	45.1	13	29	1,426	41.9	4	16	67	0
NFL TOTALS	218	1,065	47,781	44.9	438	3,404	42,497	39.8	94	436	81	4

DUSTIN COLQUITT - NFL POSTSEASON PUNTING STATISTICS

DATE TEAM	GP	NO.	YDS.	AVG.	OPP. RET.	YDS.	NET. YDS.	AVG.	TB	IN20	LG	BK
2006 Chiefs	1	6	314	52.3	3	28	286	47.7	0	1	66	0
2010 Chiefs	1	3	153	51.0	0	0	113	37.7	2	1	54	0
2013 Chiefs	1	2	78	39.0	0	0	78	39.0	0	1	47	0
2015 Chiefs	2	7	288	41.1	1	22	266	38.0	0	5	56	0
2016 Chiefs	1	4	183	45.8	2	9	174	43.5	0	1	54	0
2017 Chiefs	1	5	250	50.0	3	18	212	42.4	1	0	54	0
NFL TOTALS	7	27	1,266	46.9	9	77	1,129	41.8	3	9	66	0

SINGLE-GAME HIGHS: PUNTER

Punts	11 at Chicago Bears, Dec 04, 2011 10 at New York Jets, Dec 30, 2007 9 at Denver Broncos, Nov 27, 2016 9 at Jacksonville Jaguars, Sep 08, 2013 9 vs. Los Angeles Chargers, Sep 13, 2010 ...1 more at 9.	Inside the 20	5 vs. Oakland Raiders, Dec 08, 2016 5 at Denver Broncos, Nov 27, 2016 5 vs. Oakland Raiders, Dec 14, 2014 ...5 more at 5.
Gross Punting Yards	447 at Chicago Bears, Dec 04, 2011 442 at New York Jets, Dec 30, 2007 431 at Denver Broncos, Nov 27, 2016 399 at Philadelphia Eagles, Sep 27, 2009 395 vs. Oakland Raiders, Sep 14, 2008	Pass Attempts	1 at Pittsburgh Steelers, Dec 21, 2014
Gross Punting Avg	57.2 vs. Los Angeles Chargers, Oct 31, 2011 54.7 vs. Pittsburgh Steelers, Oct 25, 2015 54.7 at Oakland Raiders, Dec 16, 2012 54.0 vs. Indianapolis Colts, Dec 22, 2013 53.7 vs. Denver Broncos, Dec 06, 2009 ...1 more at 53.7.	Pass Completions	1 at Pittsburgh Steelers, Dec 21, 2014
Net Punting Yards	406 at New York Jets, Dec 30, 2007 402 at Philadelphia Eagles, Sep 27, 2009 397 at Denver Broncos, Nov 27, 2016 388 at Chicago Bears, Dec 04, 2011 366 at Denver Broncos, Dec 30, 2012	Yards Passing	6 at Pittsburgh Steelers, Dec 21, 2014
Net Punting Avg	54.0 vs. Pittsburgh Steelers, Oct 25, 2015 52.5 vs. Denver Broncos, Sep 17, 2015 52.2 at Los Angeles Chargers, Sep 09, 2018 52.0 at Indianapolis Colts, Oct 10, 2010 51.9 at Oakland Raiders, Dec 16, 2012	Rush Attempts	1 vs. Miami Dolphins, Nov 06, 2011 1 at Cincinnati Bengals, Dec 27, 2009 1 vs. Seattle Seahawks, Oct 29, 2006
Longest Punts	81 vs. Los Angeles Chargers, Dec 02, 2007 77 at Denver Broncos, Dec 31, 2017 73 vs. Oakland Raiders, Sep 14, 2008 72 at Los Angeles Rams, Dec 19, 2010 72 at Oakland Raiders, Dec 23, 2006	Special Teams Tackles	1 at Houston Texans, Oct 08, 2017 1 vs. Los Angeles Rams, Oct 26, 2014 1 vs. New York Giants, Sep 29, 2013 ...4 more at 1.

SINGLE-GAME HIGHS - POSTSEASON: PUNTER

Punts	6 at Indianapolis Colts, Jan 06, 2007 5 vs. Tennessee Titans, Jan 06, 2018 4 vs. Pittsburgh Steelers, Jan 15, 2017 4 at Houston Texans, Jan 09, 2016 3 at New England Patriots, Jan 16, 2016 ...1 more at 3.	Net Punting Avg	47.7 at Indianapolis Colts, Jan 06, 2007 45.3 at Houston Texans, Jan 09, 2016 43.5 vs. Pittsburgh Steelers, Jan 15, 2017 42.4 vs. Tennessee Titans, Jan 06, 2018 37.7 vs. Baltimore Ravens, Jan 09, 2011
Gross Punting Yards	314 at Indianapolis Colts, Jan 06, 2007 250 vs. Tennessee Titans, Jan 06, 2018 183 vs. Pittsburgh Steelers, Jan 15, 2017 181 at Houston Texans, Jan 09, 2016 153 vs. Baltimore Ravens, Jan 09, 2011	Longest Punts	66 at Indianapolis Colts, Jan 06, 2007 56 at Houston Texans, Jan 09, 2016 54 vs. Tennessee Titans, Jan 06, 2018 54 vs. Pittsburgh Steelers, Jan 15, 2017 54 vs. Baltimore Ravens, Jan 09, 2011
Gross Punting Avg	52.3 at Indianapolis Colts, Jan 06, 2007 51.0 vs. Baltimore Ravens, Jan 09, 2011 50.0 vs. Tennessee Titans, Jan 06, 2018 45.8 vs. Pittsburgh Steelers, Jan 15, 2017 45.3 at Houston Texans, Jan 09, 2016	Inside the 20	3 at Houston Texans, Jan 09, 2016 2 at New England Patriots, Jan 16, 2016 1 vs. Pittsburgh Steelers, Jan 15, 2017 1 at Indianapolis Colts, Jan 04, 2014 1 vs. Baltimore Ravens, Jan 09, 2011 ...1 more at 1.
Net Punting Yards	286 at Indianapolis Colts, Jan 06, 2007 212 vs. Tennessee Titans, Jan 06, 2018 181 at Houston Texans, Jan 09, 2016 174 vs. Pittsburgh Steelers, Jan 15, 2017 113 vs. Baltimore Ravens, Jan 09, 2011		

2005 GAME-BY-GAME REGULAR SEASON STATISTICS (CHIEFS)

DATE	OPPONENT		NO.	YDS.	AVG.	OPP. RET.	YDS.	NET. YDS.	AVG	TB	IN20	LG	BK	W/L	SCORE
09/11	JETS	P	2	97	48.5	2	8	89	44.5	0	0	50	0	W	27-7
09/18	at Raiders	P	3	120	40.0	2	34	66	22.0	1	1	49	0	W	23-17
09/26	at Broncos	P	6	227	37.8	2	1	206	34.3	1	2	52	0	L	10-30
10/02	EAGLES	P	4	192	48.0	2	2	170	42.5	1	1	62	0	L	31-37
10/16	REDSKINS	P	5	168	33.6	0	0	168	33.6	0	2	42	0	W	28-21
10/21	at Dolphins	P	5	227	45.4	2	55	172	34.4	0	3	56	0	W	30-20
10/30	at Chargers	P	6	238	39.7	3	29	209	34.8	0	2	53	0	L	20-28
11/06	RAIDERS	P	5	209	41.8	2	-6	215	43.0	0	3	49	0	W	27-23
11/13	at Bills	P	3	106	35.3	0	0	106	35.3	0	3	50	0	L	3-14
11/20	at Texans	P	4	159	39.8	1	37	102	25.5	1	1	48	0	W	45-17
11/27	PATRIOTS	P	3	108	36.0	2	9	99	33.0	0	1	43	0	W	26-16
12/04	BRONCOS	P	2	76	38.0	1	1	55	27.5	1	0	41	0	W	31-27
12/11	at Cowboys	P	5	193	38.6	0	0	193	38.6	0	3	44	0	L	28-31
12/17	at Giants	P	5	192	38.4	1	-4	196	39.2	0	4	48	0	L	17-27
12/24	CHARGERS	P	5	153	30.6	2	3	150	30.0	0	1	42	0	W	20-7
01/01	BENGALS	P	2	99	49.5	1	10	89	44.5	0	0	51	0	W	37-3
2005 TOTALS	16		65	2,564	39.4	23	179	2,285	35.2	5	27	62	0	10-6	

2006 GAME-BY-GAME REGULAR SEASON STATISTICS (CHIEFS)

DATE	OPPONENT		NO.	YDS.	AVG.	OPP. RET.	YDS.	NET. YDS.	AVG	TB	IN20	LG	BK	W/L	SCORE
09/10	BENGALS	P	4	165	41.3	1	2	163	40.8	0	1	47	0	L	10-23
09/17	at Broncos	P	6	281	46.8	2	7	234	39.0	2	3	53	0	L	6-9+
10/01	49ERS	P	3	137	45.7	1	2	135	45.0	0	1	59	0	W	41-0
10/08	at Cardinals	P	6	304	50.7	2	21	243	40.5	2	1	62	0	W	23-20
10/15	at Steelers	P	7	341	48.7	5	55	286	40.9	0	2	59	0	L	7-45
10/22	CHARGERS	P	5	237	47.4	2	52	185	37.0	0	2	58	0	W	30-27
10/29	SEAHAWKS	P	1	50	50.0	1	11	39	39.0	0	0	50	0	W	35-28
11/05	at Rams	P	6	262	43.7	2	-2	264	44.0	0	3	53	0	W	31-17
11/12	at Dolphins	P	8	325	40.6	4	56	269	33.6	0	1	52	0	L	10-13
11/19	RAIDERS	P	3	123	41.0	1	-1	124	41.3	0	1	46	0	W	17-13
11/23	BRONCOS	P	2	75	37.5	1	0	75	37.5	0	2	51	0	W	19-10
12/03	at Browns	P	3	135	45.0	3	10	125	41.7	0	0	50	0	L	28-31+
12/10	RAVENS	P	3	108	36.0	2	-2	110	36.7	0	2	51	0	L	10-20
12/17	at Chargers	P	7	283	40.4	3	19	264	37.7	0	1	50	0	L	9-20
12/23	at Raiders	P	3	161	53.7	1	7	154	51.3	0	2	72	0	W	20-9
12/31	JAGUARS	P	4	158	39.5	1	17	121	30.3	1	1	60	0	W	35-30
2006 TOTALS	16		71	3,145	44.3	32	254	2,791	39.3	5	23	72	0	9-7	

+ - Overtime

2007 GAME-BY-GAME REGULAR SEASON STATISTICS (CHIEFS)

DATE	OPPONENT		NO.	YDS.	AVG.	OPP. RET.	YDS.	NET. YDS.	AVG	TB	IN20	LG	BK	W/L	SCORE
09/09	at Texans	P	4	182	45.5	4	14	168	42.0	0	0	53	0	L	3-20
09/16	at Bears	P	8	346	43.3	5	143	183	22.9	1	1	52	0	L	10-20
09/23	VIKINGS	P	6	293	48.8	3	27	226	37.7	2	0	65	0	W	13-10
09/30	at Chargers	P	4	204	51.0	3	28	156	39.0	1	1	61	0	W	30-16
10/07	JAGUARS	P	7	322	46.0	4	28	274	39.1	1	2	55	0	L	7-17
10/14	BENGALS	P	7	326	46.6	4	14	312	44.6	0	4	56	0	W	27-20
10/21	at Raiders	P	8	371	46.4	5	27	344	43.0	0	2	55	0	W	12-10
11/04	PACKERS	P	7	320	45.7	4	32	288	41.1	0	3	56	0	L	22-33
11/11	BRONCOS	P	3	131	43.7	1	-5	136	45.3	0	1	54	0	L	11-27
11/18	at Colts	P	5	184	36.8	2	16	168	33.6	0	1	44	0	L	10-13
11/25	RAIDERS	P	3	110	36.7	0	0	110	36.7	0	1	50	0	L	17-20
12/02	CHARGERS	P	6	278	46.3	3	3	255	42.5	1	1	81	0	L	10-24
12/09	at Broncos	P	8	370	46.3	4	14	356	44.5	0	3	58	0	L	7-41
12/16	TITANS	P	4	178	44.5	3	20	158	39.5	0	2	55	0	L	17-26
12/23	at Lions	P	5	265	53.0	3	30	215	35.8	1	0	65	1	L	20-25
12/30	at Jets	P	10	442	44.2	2	-4	406	40.6	2	5	60	0	L	10-13+
2007 TOTALS	16		95	4,322	45.5	50	387	3,755	39.1	9	27	81	1	4-12	

+ - Overtime

2008 GAME-BY-GAME REGULAR SEASON STATISTICS (CHIEFS)

DATE	OPPONENT		NO.	YDS.	AVG.	OPP. RET.	YDS.	NET. YDS.	AVG	TB	IN20	LG	BK	W/L	SCORE
09/07	at Patriots	P	6	259	43.2	2	2	237	39.5	1	3	55	0	L	10-17
09/14	RAIDERS	P	8	395	49.4	6	46	349	43.6	0	5	73	0	L	8-23
09/21	at Falcons	P	6	309	51.5	6	37	272	45.3	0	2	57	0	L	14-38
09/28	BRONCOS	P	3	133	44.3	1	36	97	32.3	0	2	54	0	W	33-19
10/05	at Panthers	P	7	343	49.0	5	68	275	39.3	0	1	57	0	L	0-34
10/19	TITANS	P	7	333	47.6	2	2	291	41.6	2	1	66	0	L	10-34
10/26	at Jets							INACTIVE						L	24-28
11/02	BUCCANEERS							INACTIVE						L	27-30+
11/09	at Chargers	P	6	244	40.7	1	-2	246	41.0	0	4	48	0	L	19-20
11/16	SAINTS	P	4	133	33.3	0	0	133	33.3	0	2	38	0	L	20-30
11/23	BILLS	P	3	110	36.7	0	0	110	36.7	0	0	39	0	L	31-54
11/30	at Raiders	P	5	202	40.4	1	0	182	36.4	1	1	62	0	W	20-13
12/07	at Broncos	P	3	153	51.0	0	0	113	37.7	2	1	56	0	L	17-24
12/14	CHARGERS	P	5	182	36.4	1	4	178	35.6	0	1	41	0	L	21-22
12/21	DOLPHINS	P	1	31	31.0	0	0	31	31.0	0	1	31	0	L	31-38
12/28	at Bengals	P	6	283	47.2	3	16	227	37.8	2	3	55	0	L	6-16
2008 TOTALS		14	70	3,110	44.4	28	209	2,741	39.2	8	27	73	0	2-14	

+ - Overtime

2009 GAME-BY-GAME REGULAR SEASON STATISTICS (CHIEFS)

DATE	OPPONENT		NO.	YDS.	AVG.	OPP. RET.	YDS.	NET. YDS.	AVG	TB	IN20	LG	BK	W/L	SCORE
09/13	at Ravens	P	5	246	49.2	3	9	237	47.4	0	2	61	0	L	24-38
09/20	RAIDERS	P	5	218	43.6	2	0	198	39.6	1	2	55	0	L	10-13
09/27	at Eagles	P	9	399	44.3	2	-3	402	44.7	0	3	64	0	L	14-34
10/04	GIANTS	P	7	339	48.4	3	19	320	45.7	0	2	59	0	L	16-27
10/11	COWBOYS	P	8	330	41.3	2	0	330	41.3	0	4	57	0	L	20-26+
10/18	at Redskins	P	7	273	39.0	4	19	234	33.4	1	3	50	0	W	14-6
10/25	CHARGERS	P	5	241	48.2	1	18	203	33.8	1	3	53	1	L	7-37
11/08	at Jaguars	P	7	326	46.6	1	44	282	40.3	0	4	70	0	L	21-24
11/15	at Raiders	P	6	283	47.2	3	-2	285	47.5	0	4	61	0	W	16-10
11/22	STEELERS	P	6	287	47.8	3	27	240	40.0	1	2	51	0	W	27-24+
11/29	at Chargers	P	4	161	40.3	1	0	161	40.3	0	2	46	0	L	14-43
12/06	BRONCOS	P	7	376	53.7	6	83	293	41.9	0	1	63	0	L	13-44
12/13	BILLS	P	5	167	33.4	0	0	147	29.4	1	1	38	0	L	10-16
12/20	BROWNS	P	6	274	45.7	5	40	234	39.0	0	3	59	0	L	34-41
12/27	at Bengals	P	6	282	47.0	2	22	240	40.0	1	3	60	0	L	10-17
01/03	at Broncos	P	3	159	53.0	2	9	150	50.0	0	2	65	0	W	44-24
2009 TOTALS		16	96	4,361	45.4	40	285	3,956	40.8	6	41	70	1	4-12	

+ - Overtime

2010 GAME-BY-GAME REGULAR SEASON STATISTICS (CHIEFS)

DATE	OPPONENT		NO.	YDS.	AVG.	OPP. RET.	YDS.	NET. YDS.	AVG	TB	IN20	LG	BK	W/L	SCORE
09/13	CHARGERS	P	9	344	38.2	5	33	311	34.6	0	3	51	0	W	21-14
09/19	at Browns	P	6	249	41.5	1	5	224	37.3	1	2	59	0	W	16-14
09/26	49ERS	P	4	177	44.3	1	0	177	44.3	0	3	59	0	W	31-10
10/10	at Colts	P	4	212	53.0	3	4	208	52.0	0	0	60	0	L	9-19
10/17	at Texans	P	4	202	50.5	1	0	162	40.5	2	1	59	0	L	31-35
10/24	JAGUARS	P	3	136	45.3	1	49	87	29.0	0	1	50	0	W	42-20
10/31	BILLS	P	6	260	43.3	2	42	178	29.7	2	3	56	0	W	13-10+
11/07	at Raiders	P	8	351	43.9	6	30	301	37.6	1	1	60	0	L	20-23+
11/14	at Broncos	P	3	130	43.3	2	27	103	34.3	0	1	44	0	L	29-49
11/21	CARDINALS	P	5	264	52.8	2	11	213	42.6	2	1	64	0	W	31-13
11/28	at Seahawks	P	4	182	45.5	1	-2	184	36.8	0	3	55	1	W	42-24
12/05	BRONCOS	P	7	293	41.9	3	37	256	36.6	0	4	59	0	W	10-6
12/12	at Chargers	P	8	365	45.6	5	76	289	36.1	0	3	61	0	L	0-31
12/19	at Rams	P	6	285	47.5	3	48	217	36.2	1	3	72	0	W	27-13
12/26	TITANS	P	5	232	46.4	3	1	211	42.2	1	1	56	0	W	34-14
01/02	RAIDERS	P	6	226	37.7	3	0	226	37.7	0	3	50	0	L	10-31
2010 TOTALS			16	88	3,908	44.4	42	361	3,347	37.6	10	33	72	110-6	

+ - Overtime

2011 GAME-BY-GAME REGULAR SEASON STATISTICS (CHIEFS)

DATE	OPPONENT		NO.	YDS.	AVG.	OPP. RET.	YDS.	NET. YDS.	AVG	TB	IN20	LG	BK	W/L	SCORE
09/11	BILLS	P	8	328	41.0	4	35	293	36.6	0	0	58	0	L	7-41
09/18	at Lions	P	5	198	39.6	1	7	191	38.2	0	2	44	0	L	3-48
09/25	at Chargers	P	4	182	45.5	2	9	173	43.3	0	1	53	0	L	17-20
10/02	VIKINGS	P	3	146	48.7	1	12	134	44.7	0	2	61	0	W	22-17
10/09	at Colts	P	6	269	44.8	1	2	247	41.2	1	2	60	0	W	28-24
10/23	at Raiders	P	7	368	52.6	4	39	329	47.0	0	3	65	0	W	28-0
10/31	CHARGERS	P	5	286	57.2	3	53	233	46.6	0	1	68	0	W	23-20+
11/06	DOLPHINS	P	5	229	45.8	4	51	178	35.6	0	0	57	0	L	3-31
11/13	BRONCOS	P	7	339	48.4	2	16	283	40.4	2	3	67	0	L	10-17
11/21	at Patriots	P	5	199	39.8	2	81	118	23.6	0	3	56	0	L	3-34
11/27	STEELERS	P	3	112	37.3	0	0	112	37.3	0	0	46	0	L	9-13
12/04	at Bears	P	11	447	40.6	3	39	388	35.3	1	2	53	0	W	10-3
12/11	at Jets	P	7	359	51.3	4	43	316	45.1	0	3	61	0	L	10-37
12/18	PACKERS	P	2	99	49.5	1	0	99	49.5	0	0	54	0	W	19-14
12/24	RAIDERS	P	3	146	48.7	2	1	145	48.3	0	1	54	0	L	13-16+
01/01	at Broncos	P	8	377	47.1	2	23	334	41.8	1	4	58	0	W	7-3
2011 TOTALS			16	89	4,084	45.9	36	411	3,573	40.1	5	27	68	0 7-9	

+ - Overtime

2012 GAME-BY-GAME REGULAR SEASON STATISTICS (CHIEFS)

DATE	OPPONENT		NO.	YDS.	AVG.	OPP. RET.	YDS.	NET. YDS.	AVG	TB	IN20	LG	BK	W/L	SCORE
09/09	FALCONS	P	1	47	47.0	0	0	47	47.0	0	1	47	0	L	24-40
09/16	at Bills	P	7	313	44.7	3	98	195	27.9	1	2	66	0	L	17-35
09/23	at Saints	P	5	208	41.6	1	2	206	41.2	0	4	55	0	W	27-24+
09/30	CHARGERS	P	4	205	51.3	1	0	205	51.3	0	3	60	0	L	20-37
10/07	RAVENS	P	5	236	47.2	1	10	226	45.2	0	3	58	0	L	6-9
10/14	at Buccaneers	P	6	276	46.0	3	21	255	42.5	0	3	62	0	L	10-38
10/28	RAIDERS	P	5	236	47.2	3	38	198	39.6	0	2	57	0	L	16-26
11/01	at Chargers	P	1	43	43.0	1	2	41	41.0	0	0	43	0	L	13-31
11/12	at Steelers	P	8	337	42.1	3	4	313	39.1	1	5	57	0	L	13-16+
11/18	BENGALS	P	7	356	50.9	4	24	312	44.6	1	4	68	0	L	6-28
11/25	BRONCOS	P	6	272	45.3	0	0	232	38.7	2	4	58	0	L	9-17
12/02	PANTHERS	P	3	128	42.7	1	12	116	38.7	0	2	55	0	W	27-21
12/09	at Browns	P	7	336	48.0	4	144	192	27.4	0	4	57	0	L	7-30
12/16	at Raiders	P	7	383	54.7	0	0	363	51.9	1	4	71	0	L	0-15
12/23	COLTS	P	3	138	46.0	0	0	118	39.3	1	1	53	0	L	13-20
12/30	at Broncos	P	8	373	46.6	2	7	366	45.8	0	3	59	0	L	3-38
2012 TOTALS			16	83	3,887	46.8	27	362	3,385	40.8	7	45	71	0	2-14

+ - Overtime

2013 GAME-BY-GAME REGULAR SEASON STATISTICS (CHIEFS)

DATE	OPPONENT		NO.	YDS.	AVG.	OPP. RET.	YDS.	NET. YDS.	AVG	TB	IN20	LG	BK	W/L	SCORE
09/08	at Jaguars	P	9	363	40.3	1	0	323	32.3	2	5	58	1	W	28-2
09/15	COWBOYS	P	7	307	43.9	1	22	265	37.9	1	5	65	0	W	17-16
09/19	at Eagles	P	5	218	43.6	3	14	204	40.8	0	3	53	0	W	26-16
09/29	GIANTS	P	5	223	44.6	4	35	188	37.6	0	2	56	0	W	31-7
10/06	at Titans	P	6	225	37.5	4	18	207	34.5	0	0	54	0	W	26-17
10/13	RAIDERS	P	8	392	49.0	3	34	338	42.3	1	4	60	0	W	24-7
10/20	TEXANS	P	4	174	43.5	1	6	168	42.0	0	2	63	0	W	17-16
10/27	BROWNS	P	5	240	48.0	4	19	221	44.2	0	1	56	0	W	23-17
11/03	at Bills	P	6	317	52.8	3	27	270	45.0	1	4	59	0	W	23-13
11/17	at Broncos	P	7	358	51.1	3	17	281	40.1	3	1	60	0	L	17-27
11/24	CHARGERS	P	4	178	44.5	1	5	173	43.3	0	1	48	0	L	38-41
12/01	BRONCOS	P	5	229	45.8	3	5	224	44.8	0	3	58	0	L	28-35
12/08	at Redskins	P	2	84	42.0	0	0	64	32.0	1	0	47	0	W	45-10
12/15	at Raiders	P	4	198	49.5	1	6	172	43.0	1	2	61	0	W	56-31
12/22	COLTS	P	5	270	54.0	4	32	238	47.6	0	2	61	0	L	7-23
12/29	at Chargers	P	5	229	45.8	2	6	203	40.6	1	0	54	0	L	24-27+
2013 TOTALS			16	87	4,005	46.0	38	246	3,539	40.2	11	35	65	1	11-5

+ - Overtime

2014 GAME-BY-GAME REGULAR SEASON STATISTICS (CHIEFS)

DATE	OPPONENT		NO.	YDS.	AVG.	OPP. RET.	YDS.	NET. YDS.	AVG	TB	IN20	LG	BK	W/L	SCORE
09/07	TITANS	P	5	213	42.6	1	-2	215	43.0	0	2	52	0	L	10-26
09/14	at Broncos	P	2	80	40.0	0	0	80	40.0	0	2	40	0	L	17-24
09/21	at Dolphins	P	5	255	51.0	3	11	244	48.8	0	2	64	0	W	34-15
09/29	PATRIOTS	P	4	180	45.0	2	10	170	42.5	0	4	54	0	W	41-14
10/05	at 49ers	P	4	161	40.3	0	0	141	35.3	1	1	51	0	L	17-22
10/19	at Chargers	P	4	173	43.3	0	0	153	38.3	1	2	51	0	W	23-20
10/26	RAMS	P	4	182	45.5	2	42	140	35.0	0	3	55	0	W	34-7
11/02	JETS	P	4	153	38.3	1	3	150	37.5	0	2	45	0	W	24-10
11/09	at Bills	P	8	368	46.0	6	50	298	37.3	1	1	55	0	W	17-13
11/16	SEAHAWKS	P	2	104	52.0	1	10	94	47.0	0	1	53	0	W	24-20
11/20	at Raiders	P	7	297	42.4	2	5	292	41.7	0	4	69	0	L	20-24
11/30	BRONCOS	P	5	218	43.6	4	41	177	35.4	0	0	47	0	L	16-29
12/07	at Cardinals	P	4	197	49.3	2	6	171	42.8	1	0	53	0	L	14-17
12/14	RAIDERS	P	7	279	39.9	2	1	258	36.9	1	5	62	0	W	31-13
12/21	at Steelers	P	1	48	48.0	0	0	48	48.0	0	1	48	0	L	12-20
12/28	CHARGERS	P	5	256	51.2	3	13	243	48.6	0	1	61	0	W	19-7
2014 TOTALS			16	71	3,164	44.6	29	190	2,874	40.5	5	31	69	0	9-7

2015 GAME-BY-GAME REGULAR SEASON STATISTICS (CHIEFS)

DATE	OPPONENT		NO.	YDS.	AVG.	OPP. RET.	YDS.	NET. YDS.	AVG	TB	IN20	LG	BK	W/L	SCORE
09/13	at Texans	P	7	307	43.9	4	14	253	36.1	2	4	56	0	W	27-20
09/17	BRONCOS	P	4	210	52.5	0	0	210	52.5	0	1	58	0	L	24-31
09/28	at Packers	P	6	301	50.2	4	30	271	45.2	0	2	61	0	L	28-38
10/04	at Bengals	P	1	62	62.0	1	7	55	55.0	0	0	62	0	L	21-36
10/11	BEARS	P	7	331	47.3	3	20	291	41.6	1	4	55	0	L	17-18
10/18	at Vikings	P	6	250	41.7	2	14	236	39.3	0	3	55	0	L	10-16
10/25	STEELERS	P	3	164	54.7	1	2	162	54.0	0	0	57	0	W	23-13
11/01	LIONS	P	4	164	41.0	1	2	162	40.5	0	3	46	0	W	45-10
11/15	at Broncos	P	5	226	45.2	1	11	215	43.0	0	4	59	0	W	29-13
11/22	at Chargers	P	5	203	40.6	1	0	203	40.6	0	4	43	0	W	33-3
11/29	BILLS	P	3	117	39.0	1	5	112	37.3	0	0	41	0	W	30-22
12/06	at Raiders	P	5	250	50.0	3	21	229	45.8	0	2	55	0	W	34-20
12/13	CHARGERS	P	4	154	38.5	0	0	134	33.5	1	2	48	0	W	10-3
12/20	at Ravens	P	5	232	46.4	2	27	205	41.0	0	3	57	0	W	34-14
12/27	BROWNS	P	5	184	36.8	2	17	147	29.4	1	1	47	0	W	17-13
01/03	RAIDERS	P	5	178	35.6	0	0	178	35.6	0	4	41	0	W	23-17
2015 TOTALS	16		75	3,333	44.4	26	170	3,063	40.8	5	37	62	0	11-5	

2016 GAME-BY-GAME REGULAR SEASON STATISTICS (CHIEFS)

DATE	OPPONENT		NO.	YDS.	AVG.	OPP. RET.	YDS.	NET. YDS.	AVG	TB	IN20	LG	BK	W/L	SCORE
09/11	CHARGERS	P	5	197	39.4	2	8	169	33.8	1	1	50	0	W	33-27+
09/18	at Texans	P	6	285	47.5	4	12	273	45.5	0	3	57	0	L	12-19
09/25	JETS	P	4	172	43.0	1	12	160	40.0	0	2	48	0	W	24-3
10/02	at Steelers	P	6	257	42.8	1	4	233	38.8	1	3	58	0	L	14-43
10/16	at Raiders	P	3	122	40.7	2	13	109	36.3	0	2	46	0	W	26-10
10/23	SAINTS	P	4	191	47.8	2	10	141	35.3	2	1	60	0	W	27-21
10/30	at Colts	P	5	245	49.0	2	5	240	48.0	0	3	54	0	W	30-14
11/06	JAGUARS	P	7	353	50.4	4	34	319	45.6	0	4	59	0	W	19-14
11/13	at Panthers	P	5	245	49.0	1	9	216	43.2	1	2	64	0	W	20-17
11/20	BUCCANEERS	P	3	130	43.3	1	13	117	39.0	0	1	58	0	L	17-19
11/27	at Broncos	P	9	431	47.9	5	14	397	44.1	1	5	61	0	W	30-27+
12/04	at Falcons	P	3	150	50.0	1	-1	111	37.0	2	0	61	0	W	29-28
12/08	RAIDERS	P	5	168	33.6	1	2	166	33.2	0	5	39	0	W	21-13
12/18	TITANS	P	6	273	45.5	2	22	231	38.5	1	2	57	0	L	17-19
12/25	BRONCOS	P	4	164	41.0	1	0	164	41.0	0	3	52	0	W	33-10
01/01	at Chargers	P	1	44	44.0	0	0	44	44.0	0	1	44	0	W	37-27
2016 TOTALS	16		76	3,427	45.1	30	157	3,090	40.7	9	38	64	0	12-4	

+ - Overtime

2017 GAME-BY-GAME REGULAR SEASON STATISTICS (CHIEFS)

DATE	OPPONENT		NO.	YDS.	AVG.	OPP. RET.	YDS.	NET. YDS.	AVG	TB	IN20	LG	BK	W/L	SCORE
09/07	at Patriots	P	6	262	43.7	1	8	254	42.3	0	3	59	0	W	42-27
09/17	EAGLES	P	5	227	45.4	1	10	177	35.4	2	2	60	0	W	27-20
09/24	at Chargers	P	5	249	49.8	3	12	237	47.4	0	3	63	0	W	24-10
10/02	REDSKINS	P	3	105	35.0	0	0	85	28.3	1	1	39	0	W	29-20
10/08	at Texans	P	2	86	43.0	1	49	37	18.5	0	0	53	0	W	42-34
10/15	STEELERS	P	4	190	47.5	1	0	190	47.5	0	3	54	0	L	13-19
10/19	at Raiders	P	3	137	45.7	1	0	137	45.7	0	3	56	0	L	30-31
10/30	BRONCOS	P	5	209	41.8	4	3	206	41.2	0	2	53	0	W	29-19
11/05	at Cowboys	P	5	231	46.2	2	1	210	42.0	1	1	54	0	L	17-28
11/19	at Giants	P	5	215	43.0	2	8	207	41.4	0	4	58	0	L	9-12+
11/26	BILLS	P	8	390	48.8	6	61	329	41.1	0	2	56	0	L	10-16
12/03	at Jets	P	2	98	49.0	0	0	98	49.0	0	0	50	0	L	31-38
12/10	RAIDERS	P	3	103	34.3	0	0	103	34.3	0	2	55	0	W	26-15
12/16	CHARGERS	P	3	129	43.0	1	6	123	41.0	0	2	51	0	W	30-13
12/24	DOLPHINS	P	1	49	49.0	0	0	49	49.0	0	0	49	0	W	29-13
12/31	at Broncos	P	5	256	51.2	1	6	230	46.0	1	1	77	0	W	27-24
2017 TOTALS	16		65	2,936	45.2	24	164	2,672	41.1	5	29	77	0	10-6	

+ - Overtime

2018 GAME-BY-GAME REGULAR SEASON STATISTICS (CHIEFS)

DATE OPPONENT		NO.	YDS.	AVG.	OPP. RET.	YDS.	NET. YDS.	AVG	TB	IN20	LG	BK	W/L	SCORE
09/09 at Chargers	P	5	256	51.2	2	-5	261	52.2	0	3	67	0	W	38-28
09/16 at Steelers	P	2	100	50.0	1	6	94	47.0	0	1	55	0	W	42-37
09/23 49ERS	P	2	87	43.5	1	1	86	43.0	0	1	48	0	W	38-27
10/01 at Broncos	P	4	168	42.0	1	2	126	31.5	2	0	44	0	W	27-23
10/07 JAGUARS	P	2	116	58.0	1	6	110	55.0	0	1	63	0	W	30-14
10/14 at Patriots	P	1	51	51.0	0	0	51	51.0	0	0	51	0	L	40-43
10/21 BENGALS	P	0	0	0.0	0	0	0	0.0	0	0	0	0	W	45-10
10/28 BRONCOS	P	5	196	39.2	2	13	163	32.6	1	3	55	0	W	30-23
11/04 at Browns	P	2	63	31.5	1	1	62	31.0	0	2	42	0	W	37-21
11/11 CARDINALS	P	5	233	46.6	3	8	205	41.0	1	3	52	0	W	26-14
11/19 at Rams	P	3	142	47.3	1	-3	145	48.3	0	2	52	0	L	51-54
12/02 at Raiders	P	3	123	41.0	0	0	123	41.0	0	0	45	0	W	40-33
2018 TOTALS	12	34	1,535	45.1	13	29	1,426	41.9	4	16	67	0	10-2	

2006 GAME-BY-GAME POSTSEASON STATISTICS (CHIEFS)

DATE OPPONENT		NO.	YDS.	AVG.	OPP. RET.	YDS.	NET. YDS.	AVG	TB	IN20	LG	BK	W/L	SCORE
01/06 at Colts	P	6	314	52.3	3	28	286	47.7	0	1	66	0	L	8-23
2006 TOTALS	1	6	314	52.3	3	28	286	47.7	0	1	66	0	0-1	

2010 GAME-BY-GAME POSTSEASON STATISTICS (CHIEFS)

DATE OPPONENT		NO.	YDS.	AVG.	OPP. RET.	YDS.	NET. YDS.	AVG	TB	IN20	LG	BK	W/L	SCORE
01/09 RAVENS	P	3	153	51.0	0	0	113	37.7	2	1	54	0	L	7-30
2010 TOTALS	1	3	153	51.0	0	0	113	37.7	2	1	54	0	0-1	

2013 GAME-BY-GAME POSTSEASON STATISTICS (CHIEFS)

DATE OPPONENT		NO.	YDS.	AVG.	OPP. RET.	YDS.	NET. YDS.	AVG	TB	IN20	LG	BK	W/L	SCORE
01/04 at Colts	P	2	78	39.0	0	0	78	39.0	0	1	47	0	L	44-45
2013 TOTALS	1	2	78	39.0	0	0	78	39.0	0	1	47	0	0-1	

2015 GAME-BY-GAME POSTSEASON STATISTICS (CHIEFS)

DATE OPPONENT		NO.	YDS.	AVG.	OPP. RET.	YDS.	NET. YDS.	AVG	TB	IN20	LG	BK	W/L	SCORE
01/09 at Texans	P	4	181	45.3	0	0	181	45.3	0	3	56	0	W	30-0
01/16 at Patriots	P	3	107	35.7	1	22	85	28.3	0	2	42	0	L	20-27
2015 TOTALS	2	7	288	41.1	1	22	266	38.0	0	5	56	0	1-1	

2016 GAME-BY-GAME POSTSEASON STATISTICS (CHIEFS)

DATE OPPONENT		NO.	YDS.	AVG.	OPP. RET.	YDS.	NET. YDS.	AVG	TB	IN20	LG	BK	W/L	SCORE
01/15 STEELERS	P	4	183	45.8	2	9	174	43.5	0	1	54	0	L	16-18
2016 TOTALS	1	4	183	45.8	2	9	174	43.5	0	1	54	0	0-1	

2017 GAME-BY-GAME POSTSEASON STATISTICS (CHIEFS)

DATE OPPONENT		NO.	YDS.	AVG.	OPP. RET.	YDS.	NET. YDS.	AVG	TB	IN20	LG	BK	W/L	SCORE
01/06 TITANS	P	5	250	50.0	3	18	212	42.4	1	0	54	0	L	21-22
2017 TOTALS	1	5	250	50.0	3	18	212	42.4	1	0	54	0	0-1	



CHRIS CONLEY

WIDE RECEIVER

17



4TH SEASON

4TH YEAR WITH THE CHIEFS

COLLEGE: GEORGIA

BIRTHDAY
10/25/92HEIGHT
6'3"WEIGHT
205ACQUIRED
D3a-15

📺 Fourth-year wide receiver enters his fourth season in Kansas City in 2018.

Caught a four-yard TD pass for his third career touchdown, second of the season in Week 3 vs. San Francisco (9/23/18).

📺 Spent the majority of the 2017 season in Injured Reserve after rupturing his Achilles in Houston (10/8/17).

📺 In his first career postseason game, he caught a nine yard pass from Alex Smith for a touchdown against Houston in the AFC Wild Card game.

Transactions:

Originally entered the NFL as the first of two third-round picks (76th overall) in the 2015 NFL Draft.

COLLEGE

Appeared in 49 games (23 starts), recording 117 receptions for 1,938 yards (16.6 avg.) and 20 TDs ... Recorded five 100-yard receiving games in college career ... Named SEC Scholar Athlete of the Year in 2014 ... Led his team in receiving yards in 2013 and 2014 ... Set a Georgia bowl record 87-yard TD catch in the Capital One Bowl vs. Nebraska.

PERSONAL

📺 Attended North Paulding High School in Dallas, Ga.

📺 Graduated high school in December to enroll early at Georgia.

📺 Named to the *SuperPrep* All-Dixie team and *PrepStar* All-Southeast Region team.

📺 Tallied 61 receptions for 1,021 yards and 15 touchdowns during senior season and 81 passes for 848 yards and six touchdowns as a junior.

📺 Totaled 45 tackles on defense as a safety.

📺 Ranked the No. 45 wide receiver in the nation and No. 29 prospect (all positions) in Georgia by Rivals.com.

CHRIS CONLEY - NFL REGULAR SEASON STATISTICS

DATE	TEAM	GP	GS	RECEIVING			RUSHING				
				NO.	YDS	AVG	NO.	YDS.	AVG.	LG	TD
2015	Chiefs	16	5	17	199	11.7	0	0	0.0	0	0
2016	Chiefs	16	11	44	530	12.0	0	0	0.0	0	0
2017	Chiefs	5	5	11	175	15.9	0	0	0.0	0	0
2018	Chiefs	12	9	25	248	9.9	0	0	0.0	0	0
NFL TOTALS		49	30	97	1,152	11.9	0	0	0.0	0	0

CHRIS CONLEY - NFL POSTSEASON STATISTICS

DATE	TEAM	GP	GS	RECEIVING			RUSHING				
				NO.	YDS	AVG	NO.	YDS.	AVG.	LG	TD
2015	Chiefs	2	0	6	42	7.0	0	0	0.0	0	0
2016	Chiefs	1	1	2	19	9.5	0	0	0.0	0	0
2017	Chiefs	0	0	0	0	0.0	0	0	0.0	0	0
NFL TOTALS		3	1	8	61	7.6	0	0	0.0	0	0

CHRIS CONLEY - NFL REGULAR SEASON RETURN STATISTICS

KICKOFF RETURNS						PUNT RETURNS					
DATE TEAM	RET.	YDS.	AVG.	LG	TD	NO.	FC	YDS	AVG	LG	TD
2015 Chiefs	1	14	14.0	14	0	0	0	0	0.0	0	0
2016 Chiefs	0	0	0.0	0	0	0	0	0	0.0	0	0
2017 Chiefs	1	8	8.0	8	0	0	0	0	0.0	0	0
2018 Chiefs	1	5	5.0	5	0	0	0	0	0.0	0	0
NFL TOTALS	3	27	9.0	14	0	0	0	0	0.0	0	0

CHRIS CONLEY - NFL POSTSEASON RETURN STATISTICS

KICKOFF RETURNS						PUNT RETURNS					
DATE TEAM	RET.	YDS.	AVG.	LG	TD	NO.	FC	YDS	AVG	LG	TD
2015 Chiefs	0	0	0.0	0	0	0	0	0	0.0	0	0
2016 Chiefs	0	0	0.0	0	0	0	0	0	0.0	0	0
2017 Chiefs	0	0	0.0	0	0	0	0	0	0.0	0	0
NFL TOTALS	0	0	0.0	0	0	0	0	0	0.0	0	0

SINGLE-GAME HIGHS: RUSHING/RECEIVING

Receptions	7 at Los Angeles Rams, Nov 19, 2018 6 at Pittsburgh Steelers, Oct 02, 2016 6 vs. Pittsburgh Steelers, Oct 25, 2015 4 at Denver Broncos, Oct 01, 2018 4 vs. Philadelphia Eagles, Sep 17, 2017 ...3 more at 4.	Kickoff Return Yards	14 vs. Oakland Raiders, Jan 03, 2016 8 at Houston Texans, Oct 08, 2017 5 at Oakland Raiders, Dec 02, 2018
Receiving Yards	74 at Los Angeles Rams, Nov 19, 2018 70 vs. Oakland Raiders, Dec 08, 2016 70 at Pittsburgh Steelers, Oct 02, 2016 63 vs. Pittsburgh Steelers, Oct 25, 2015 59 at Indianapolis Colts, Oct 30, 2016	Longest Kickoff Return	14 vs. Oakland Raiders, Jan 03, 2016 8 at Houston Texans, Oct 08, 2017 5 at Oakland Raiders, Dec 02, 2018
Longest Receptions	44 at Cincinnati Bengals, Oct 04, 2015 39 vs. Oakland Raiders, Dec 08, 2016 35 vs. Philadelphia Eagles, Sep 17, 2017 33 at Indianapolis Colts, Oct 30, 2016 31 vs. Oakland Raiders, Dec 08, 2016	Special Teams Tackles	2 at Baltimore Ravens, Dec 20, 2015 1 vs. Cleveland Browns, Dec 27, 2015 1 at Oakland Raiders, Dec 06, 2015
Receiving TDs	2 at Los Angeles Rams, Nov 19, 2018 1 at Oakland Raiders, Dec 02, 2018 1 vs. San Francisco 49ers, Sep 23, 2018 1 at Pittsburgh Steelers, Sep 16, 2018 ...1 more at 1.	Miscellaneous Tackles	1 at Los Angeles Rams, Nov 19, 2018 1 at New England Patriots, Sep 07, 2017 1 at Houston Texans, Sep 18, 2016 2 at Los Angeles Rams, Nov 19, 2018 1 at Oakland Raiders, Dec 02, 2018 1 vs. San Francisco 49ers, Sep 23, 2018 1 at Pittsburgh Steelers, Sep 16, 2018 ...1 more at 1.
All-purpose yards	74 at Los Angeles Rams, Nov 19, 2018 70 vs. Oakland Raiders, Dec 08, 2016 70 at Pittsburgh Steelers, Oct 02, 2016 63 vs. Pittsburgh Steelers, Oct 25, 2015 59 at Indianapolis Colts, Oct 30, 2016	Most TDs	
Kickoff Returns	1 at Oakland Raiders, Dec 02, 2018 1 at Houston Texans, Oct 08, 2017 1 vs. Oakland Raiders, Jan 03, 2016		

SINGLE-GAME HIGHS - POSTSEASON: RUSHING/RECEIVING

Receptions	5 at New England Patriots, Jan 16, 2016 2 vs. Pittsburgh Steelers, Jan 15, 2017 1 at Houston Texans, Jan 09, 2016	Receiving TDs	1 at Houston Texans, Jan 09, 2016
Receiving Yards	33 at New England Patriots, Jan 16, 2016 19 vs. Pittsburgh Steelers, Jan 15, 2017 9 at Houston Texans, Jan 09, 2016	All-purpose yards	33 at New England Patriots, Jan 16, 2016 19 vs. Pittsburgh Steelers, Jan 15, 2017 9 at Houston Texans, Jan 09, 2016
Longest Receptions	16 at New England Patriots, Jan 16, 2016 12 vs. Pittsburgh Steelers, Jan 15, 2017 10 at New England Patriots, Jan 16, 2016 9t at Houston Texans, Jan 09, 2016 7 vs. Pittsburgh Steelers, Jan 15, 2017	Most TDs	1 at Houston Texans, Jan 09, 2016

2015 GAME-BY-GAME REGULAR SEASON STATISTICS (CHIEFS)

DATE	OPPONENT	P/S	RECEIVING				RUSHING				W/L	SCORE
			NO	YDS	LG	TD	ATT	YDS	LG	TD		
09/13	at Texans	P	0	0	0	0	0	0	0	0	W	27-20
09/17	BRONCOS	P	0	0	0	0	0	0	0	0	L	24-31
09/28	at Packers	P	1	16	16	0	0	0	0	0	L	28-38
10/04	at Bengals	S	2	53	44	0	0	0	0	0	L	21-36
10/11	BEARS	S	1	6	6	0	0	0	0	0	L	17-18
10/18	at Vikings	P	3	16	8	0	0	0	0	0	L	10-16
10/25	STEELERS	S	6	63	25	1	0	0	0	0	W	23-13
11/01	LIONS	P	1	6	6	0	0	0	0	0	W	45-10
11/15	at Broncos	P	0	0	0	0	0	0	0	0	W	29-13
11/22	at Chargers	P	1	17	17	0	0	0	0	0	W	33-3
11/29	BILLS	P	0	0	0	0	0	0	0	0	W	30-22
12/06	at Raiders	P	0	0	0	0	0	0	0	0	W	34-20
12/13	CHARGERS	S	0	0	0	0	0	0	0	0	W	10-3
12/20	at Ravens	P	0	0	0	0	0	0	0	0	W	34-14
12/27	BROWNS	S	0	0	0	0	0	0	0	0	W	17-13
01/03	RAIDERS	P	2	22	16	0	0	0	0	0	W	23-17
2015 TOTALS			16-5	17	199	44	1	0	0	0	0	11-5

2016 GAME-BY-GAME REGULAR SEASON STATISTICS (CHIEFS)

DATE	OPPONENT	P/S	RECEIVING				RUSHING				W/L	SCORE
			NO	YDS	LG	TD	ATT	YDS	LG	TD		
09/11	CHARGERS	S	4	43	13	0	0	0	0	0	W	33-27+
09/18	at Texans	P	2	15	10	0	0	0	0	0	L	12-19
09/25	JETS	P	3	44	20	0	0	0	0	0	W	24-3
10/02	at Steelers	S	6	70	17	0	0	0	0	0	L	14-43
10/16	at Raiders	S	3	26	13	0	0	0	0	0	W	26-10
10/23	SAINTS	S	2	29	18	0	0	0	0	0	W	27-21
10/30	at Colts	S	3	59	33	0	0	0	0	0	W	30-14
11/06	JAGUARS	S	3	28	12	0	0	0	0	0	W	19-14
11/13	at Panthers	S	1	12	12	0	0	0	0	0	W	20-17
11/20	BUCCANEERS	S	4	28	9	0	0	0	0	0	L	17-19
11/27	at Broncos	S	3	26	13	0	0	0	0	0	W	30-27+
12/04	at Falcons	S	0	0	0	0	0	0	0	0	W	29-28
12/08	RAIDERS	P	2	70	39	0	0	0	0	0	W	21-13
12/18	TITANS	P	2	11	9	0	0	0	0	0	L	17-19
12/25	BRONCOS	S	2	14	8	0	0	0	0	0	W	33-10
01/01	at Chargers	P	4	55	17	0	0	0	0	0	W	37-27
2016 TOTALS			16-11	44	530	39	0	0	0	0	0	12-4

+ - Overtime

2017 GAME-BY-GAME REGULAR SEASON STATISTICS (CHIEFS)

DATE	OPPONENT	P/S	RECEIVING				RUSHING				W/L	SCORE
			NO	YDS	LG	TD	ATT	YDS	LG	TD		
09/07	at Patriots	S	2	43	25	0	0	0	0	0	W	42-27
09/17	EAGLES	S	4	55	35	0	0	0	0	0	W	27-20
09/24	at Chargers	S	0	0	0	0	0	0	0	0	W	24-10
10/02	REDSKINS	S	2	31	21	0	0	0	0	0	W	29-20
10/08	at Texans	S	3	46	19	0	0	0	0	0	W	42-34
10/15	STEELERS					RESERVE/INJURED					L	13-19
10/19	at Raiders					RESERVE/INJURED					L	30-31
10/30	BRONCOS					RESERVE/INJURED					W	29-19
11/05	at Cowboys					RESERVE/INJURED					L	17-28
11/19	at Giants					RESERVE/INJURED					L	9-12+
11/26	BILLS					RESERVE/INJURED					L	10-16
12/03	at Jets					RESERVE/INJURED					L	31-38
12/10	RAIDERS					RESERVE/INJURED					W	26-15
12/16	CHARGERS					RESERVE/INJURED					W	30-13
12/24	DOLPHINS					RESERVE/INJURED					W	29-13
12/31	at Broncos					RESERVE/INJURED					W	27-24
2017 TOTALS			5-5	11	175	35	0	0	0	0	0	10-6

+ - Overtime

2018 GAME-BY-GAME REGULAR SEASON STATISTICS (CHIEFS)

DATE	OPPONENT	P/S	RECEIVING				RUSHING				W/L	SCORE
			NO	YDS	LG	TD	ATT	YDS	LG	TD		
09/09	at Chargers	S	1	15	15	0	0	0	0	0	W	38-28
09/16	at Steelers	S	2	17	15t	1	0	0	0	0	W	42-37
09/23	49ERS	S	2	13	9	1	0	0	0	0	W	38-27
10/01	at Broncos	S	4	13	5	0	0	0	0	0	W	27-23
10/07	JAGUARS	S	2	21	14	0	0	0	0	0	W	30-14
10/14	at Patriots	S	1	19	19	0	0	0	0	0	L	40-43
10/21	BENGALS	S	1	6	6	0	0	0	0	0	W	45-10
10/28	BRONCOS	P	0	0	0	0	0	0	0	0	W	30-23
11/04	at Browns	P	1	23	23	0	0	0	0	0	W	37-21
11/11	CARDINALS	S	1	22	22	0	0	0	0	0	W	26-14
11/19	at Rams	P	7	74	27	2	0	0	0	0	L	51-54
12/02	at Raiders	S	3	25	18	1	0	0	0	0	W	40-33
2018 TOTALS	12-9		25	248	27	5	0	0	0	0	10-2	

2015 GAME-BY-GAME POSTSEASON STATISTICS (CHIEFS)

DATE	OPPONENT	P/S	RECEIVING				RUSHING				W/L	SCORE
			NO	YDS	LG	TD	ATT	YDS	LG	TD		
01/09	at Texans	P	1	9	9t	1	0	0	0	0	W	30-0
01/16	at Patriots	P	5	33	16	0	0	0	0	0	L	20-27
2015 TOTALS	2-0		6	42	16	1	0	0	0	0	1-1	

2016 GAME-BY-GAME POSTSEASON STATISTICS (CHIEFS)

DATE	OPPONENT	P/S	RECEIVING				RUSHING				W/L	SCORE
			NO	YDS	LG	TD	ATT	YDS	LG	TD		
01/15	STEELERS	S	2	19	12	0	0	0	0	0	L	16-18
2016 TOTALS	1-1		2	19	12	0	0	0	0	0	0-1	

2017 GAME-BY-GAME POSTSEASON STATISTICS (CHIEFS)

DATE	OPPONENT	P/S	RECEIVING				RUSHING				W/L	SCORE
			NO	YDS	LG	TD	ATT	YDS	LG	TD		
01/06	TITANS		RESERVE/INJURED								L	21-22
2017 TOTALS	0-0		0	0	0	0	0	0	0	0	0-1	



JOSH CROCKETT

WIDE RECEIVER

6



ROOKIE SEASON

ROOKIE YEAR WITH THE CHIEFS

COLLEGE: CENTRAL OKLAHOMA

BIRTHDAY
03/13/95

HEIGHT
6'4"

WEIGHT
195

ACQUIRED
CFA-18

- Rookie wide receiver enters his first season with the Chiefs in 2018.
- Originally entered the NFL as an undrafted free agent with the Chiefs in 2018.

Transactions:

Signed to Kansas City's practice squad (9/2/18) ... Released by Kansas City (9/1/18) ... Originally entered the NFL as an undrafted free agent with the Chiefs in 2018.

COLLEGE

Played in 44 games at Central Oklahoma (2013-17) ... Recorded 2,003 receiving yards on 129 receptions with 18 touchdowns during his collegiate career ... Named Third-Team MIAA following his senior season ... Recorded career-highs in all categories his senior year including 758 receiving yards on 50 receptions with eight touchdowns ... In 2016 doubled his career numbers on his way to grabbing an All-MIAA Honorable Mention nod ... Redshirted in 2013.

PERSONAL

- Tallied 1,583 yards on 81 receptions and 20 touchdowns as a senior at Britow High School.
- Earned Class 3A All-Star and All-District honors his senior year.
- Captured Class 4A 200-meter dash state title his senior season after finishing third the year before.
- Majored in industrial safety at Central Oklahoma.

JOSH CROCKETT - NFL REGULAR SEASON STATISTICS

RECEIVING														RUSHING				
DATE	TEAM	GP	GS	NO.	YDS	AVG	LG	TD	NO.	YDS.	AVG.	LG	TD					
2018	Chiefs	0	0	0	0	0.0	0	0	0	0	0.0	0	0					
NFL TOTALS		0	0	0	0	0.0	0	0	0	0	0.0	0	0					

JOSH CROCKETT - NFL REGULAR SEASON RETURN STATISTICS

KICKOFF RETURNS							PUNT RETURNS					
DATE	TEAM	RET.	YDS.	AVG.	LG	TD	NO.	FC	YDS	AVG	LG	TD
2018	Chiefs	0	0	0.0	0	0	0	0	0	0.0	0	0
NFL TOTALS		0	0	0.0	0	0	0	0	0	0.0	0	0

2018 GAME-BY-GAME REGULAR SEASON STATISTICS (CHIEFS)

DATE	OPPONENT	P/S	RECEIVING				RUSHING				W/L	SCORE
			NO	YDS	LG	TD	ATT	YDS	LG	TD		
09/09	at Chargers										W	38-28
09/16	at Steelers										W	42-37
09/23	49ERS										W	38-27
10/01	at Broncos										W	27-23
10/07	JAGUARS										W	30-14
10/14	at Patriots										L	40-43
10/21	BENGALS										W	45-10
10/28	BRONCOS										W	30-23
11/04	at Browns										W	37-21
11/11	CARDINALS										W	26-14
11/19	at Rams										L	51-54
12/02	at Raiders										W	40-33
2018 TOTALS		0-0	0	0	0	0	0	0	0	0	10-2	



RAYMOND DAVISON

LINEBACKER

46


ROOKIE SEASON
ROOKIE YEAR WITH THE CHIEFS
COLLEGE: CALIFORNIA
BIRTHDAY
03/25/95

HEIGHT
6'1"

WEIGHT
230

ACQUIRED
CFA-18

📺 Rookie wide receiver enters his first season with the Chiefs in 2018.

📺 Originally entered the NFL as an undrafted free agent with the Chiefs in 2018.

Transactions:

Signed to Kansas City's practice squad (10/22/18) ... Released by Kansas City (9/1/18) ... Originally entered the NFL as an undrafted free agent with the Chiefs in 2018.

COLLEGE

Appeared in 47 games for California (2014-17) ... As a senior played in all 12 games with nine starts including each of the final six games, he led the team with a career-high 4.5 sacks while ranking third with 62 tackles and six tackles for loss, added two forced fumbles, one interception, four pass breakups and two quarterback hurries ... As a junior started in all 12 games and ranked third on the team with a career-high 69 tackles, while adding 1.5 tackles for loss and one interception that he returned for a 39-yard touchdown ... Participated on the American Team roster for the 2018 Spiral Tropical Bowl ... Redshirted during the 2013 season.

PERSONAL

📺 Posted career totals of 114 tackles, 14.0 sacks, three fumble returns including one he brought back 90 yards for a touchdown, one interception and 21 quarterback hurries at Crespi Carmelite High School.

📺 Serra League Defensive Player of the Year and first-team All-Area (Los Angeles Daily News).

RAYMOND DAVISON - NFL REGULAR SEASON STATISTICS

		TACKLES									INTERCEPTIONS						O. FUMB					ST				MISC			
DATE	TEAM	GP	GS	TK	S	A	TFL	YDS	SK	YDS	QBH	NO	YDS	LG	TD	PD	FF	FR	YDS	TK	S	A	FF	FR	S	A			
2018	Chiefs	0	0	0	0	0	0	0	0.0	0.0	0	0	0	0	0	0	0	0	0	0	0	0	0	0	0	0			
NFL		0	0	0	0	0	0	0	0.0	0.0	0	0	0	0	0	0	0	0	0	0	0	0	0	0	0	0			
TOTALS																													

2018 GAME-BY-GAME REGULAR SEASON STATISTICS (CHIEFS)

	TACKLES								INTERCEPTIONS					O. FUMB			ST					MISC				
DATE OPPONENT	TK	S	A	SK	YDS	TFL	YDS	QBH	NO	YDS	LG	TD	PD	FF	FR	YDS	TK	S	A	FF	FR	S	A	W/L	SCORE	
09/09 at Chargers									NOT ON ROSTER													W	38-28			
09/16 at Steelers									NOT ON ROSTER													W	42-37			
09/23 49ERS									NOT ON ROSTER													W	38-27			
10/01 at Broncos									NOT ON ROSTER													W	27-23			
10/07 JAGUARS									NOT ON ROSTER													W	30-14			
10/14 at Patriots									NOT ON ROSTER													L	40-43			
10/21 BENGALS									NOT ON ROSTER													W	45-10			
10/28 BRONCOS									PRACTICE SQUAD													W	30-23			
11/04 at Browns									PRACTICE SQUAD													W	37-21			
11/11 CARDINALS									PRACTICE SQUAD													W	26-14			
11/19 at Rams									PRACTICE SQUAD													L	51-54			
12/02 at Raiders									PRACTICE SQUAD													W	40-33			
2018 TOTALS	0	0	0	0	0	0	0	0	0	0	0	0	0	0	0	0	0	0	0	0	0	0	0	10-2		



JORDAN DEVEY

GUARD

65



5TH SEASON

3RD YEAR WITH THE CHIEFS

COLLEGE: MEMPHIS

BIRTHDAY
01/11/88

HEIGHT
6'6"

WEIGHT
320

ACQUIRED
FA-17



👁 Fifth-year guard returns to Kansas City for his third season with the Chiefs in 2018.

👁 Made his NFL debut and first start at right guard in the 2014 season opener for New England at Miami (9/7).

Career Highlights:

👁 Part of a 49ers offensive line group that helped the team rush for 230 total yards vs. Minnesota (9/14/15), the most in franchise history during a season opening game.

Transactions:

Re-signed by Kansas City (3/16/18) ... Signed by Kansas City (9/9/17) ... Released by Kansas City (9/7/17) ... Signed

by the Chiefs (1/17/17) ... Signed to the Chiefs practice squad (11/7/16) ... Released by the Chiefs (11/5/16) ... Signed to the Chiefs active roster (9/16/16) ... Signed to Kansas City's practice squad (9/6/16) ... Released by the Chiefs (9/4/16) ... Claimed off waivers by the Chiefs from San Francisco (5/9/16) ... Released from San Francisco (5/6/16)... Resigned with the 49ers (4/4/16)... Traded to the San Francisco 49ers (8/18/15) ... Signed to the New England Patriots on (1/20/14)... Signed to the New England Patriots practice squad (9/3/13) ... Released by Baltimore (9/2/13) ... Signed to the Baltimore practice squad (9/1/13) ... Released by Baltimore (8/30/13) ... Originally entered the NFL as an undrafted free agent with the Baltimore Ravens (5/3/13).

COLLEGE

Played two years at Memphis after transferring from Snow Junior College in Ephraim, Utah ... Started at left guard for the East team at the 2013 East-West Shrine game ... Was on the field for all 1,558 snaps during his two years at Memphis ... Named team MVP after his senior season in 2012 ... Named offensive player of the year in 2010 for Snow Junior College after walking on in 2009.

PERSONAL

👁 Attended American Fork (Utah) High School where he did not play football after suffering from Osgood-Schlatter Disease in junior high.

👁 Turned down music scholarships as a tuba player in order to serve a two-year church mission in Costa Rica.

JORDAN DEVEY - NFL REGULAR SEASON STATISTICS

DATE	TEAM	GP	GS
2013	Patriots	0	0
2014	Patriots	7	4
2015	49ers	15	9
2016	Chiefs	1	1
2017	Chiefs	10	1
2018	Chiefs	7	2
NFL TOTALS		40	17

JORDAN DEVEY - NFL POSTSEASON STATISTICS

DATE	TEAM	GP	GS
2013	Patriots	0	0
2014	Patriots	0	0
2016	Chiefs	0	0
2017	Chiefs	1	0
NFL TOTALS		1	0

2013 GAME-BY-GAME REGULAR SEASON STATISTICS (PATRIOTS)

DATE	OPPONENT	P/S		W/L	SCORE
09/08	at Bills		PRACTICE SQUAD	W	23-21
09/12	JETS		PRACTICE SQUAD	W	13-10
09/22	BUCCANEERS		PRACTICE SQUAD	W	23-3
09/29	at Falcons		PRACTICE SQUAD	W	30-23
10/06	at Bengals		PRACTICE SQUAD	L	6-13
10/13	SAINTS		PRACTICE SQUAD	W	30-27
10/20	at Jets		PRACTICE SQUAD	L	27-30+
10/27	DOLPHINS		PRACTICE SQUAD	W	27-17
11/03	STEELERS		PRACTICE SQUAD	W	55-31
11/18	at Panthers		PRACTICE SQUAD	L	20-24
11/24	BRONCOS		PRACTICE SQUAD	W	34-31+
12/01	at Texans		PRACTICE SQUAD	W	34-31
12/08	BROWNS		PRACTICE SQUAD	W	27-26
12/15	at Dolphins		PRACTICE SQUAD	L	20-24
12/22	at Ravens		PRACTICE SQUAD	W	41-7
12/29	BILLS		PRACTICE SQUAD	W	34-20
2013 TOTALS		0-0		12-4	

+ - Overtime

2014 GAME-BY-GAME REGULAR SEASON STATISTICS (PATRIOTS)

DATE	OPPONENT	P/S		W/L	SCORE
09/07	at Dolphins	S		L	20-33
09/14	at Vikings	S		W	30-7
09/21	RAIDERS	S		W	16-9
09/29	at Chiefs		INACTIVE	L	14-41
10/05	BENGALS	P		W	43-17
10/12	at Bills	P		W	37-22
10/16	JETS	S		W	27-25
10/26	BEARS		INACTIVE	W	51-23
11/02	BRONCOS		INACTIVE	W	43-21
11/16	at Colts		INACTIVE	W	42-20
11/23	LIONS		INACTIVE	W	34-9
11/30	at Packers		INACTIVE	L	21-26
12/07	at Chargers		INACTIVE	W	23-14
12/14	DOLPHINS		INACTIVE	W	41-13
12/21	at Jets		INACTIVE	W	17-16
12/28	BILLS	P		L	9-17
2014 TOTALS		7-4		12-4	

2015 GAME-BY-GAME REGULAR SEASON STATISTICS (49ERS)

DATE	OPPONENT	P/S		W/L	SCORE
09/14	VIKINGS	S		W	20-3
09/20	at Steelers	S		L	18-43
09/27	at Cardinals	S		L	7-47
10/04	PACKERS	S		L	3-17
10/11	at Giants	S		L	27-30
10/18	RAVENS	S		W	25-20
10/22	SEAHAWKS	S		L	3-20
11/01	at Rams	S		L	6-27
11/08	FALCONS	S		W	17-16
11/22	at Seahawks	P		L	13-29
11/29	CARDINALS	P		L	13-19
12/06	at Bears	P		W	26-20+
12/13	at Browns	P		L	10-24
12/20	BENGALS		INACTIVE	L	14-24
12/27	at Lions	P		L	17-32
01/03	RAMS	P		W	19-16+
2015 TOTALS		15-9		5-11	

+ - Overtime

2016 GAME-BY-GAME REGULAR SEASON STATISTICS (CHIEFS)

DATE	OPPONENT	P/S		W/L	SCORE
09/11	CHARGERS		PRACTICE SQUAD	W	33-27+
09/18	at Texans		INACTIVE	L	12-19
09/25	JETS	S		W	24-3
10/02	at Steelers		INACTIVE	L	14-43
10/16	at Raiders		INACTIVE	W	26-10
10/23	SAINTS		INACTIVE	W	27-21
10/30	at Colts		INACTIVE	W	30-14
11/06	JAGUARS		PRACTICE SQUAD	W	19-14
11/13	at Panthers		PRACTICE SQUAD	W	20-17
11/20	BUCCANEERS		PRACTICE SQUAD	L	17-19
11/27	at Broncos		PRACTICE SQUAD	W	30-27+
12/04	at Falcons		PRACTICE SQUAD	W	29-28
12/08	RAIDERS		PRACTICE SQUAD	W	21-13
12/18	TITANS		PRACTICE SQUAD	L	17-19
12/25	BRONCOS		PRACTICE SQUAD	W	33-10
01/01	at Chargers		PRACTICE SQUAD	W	37-27
2016 TOTALS		1-1		12-4	

+ - Overtime

2017 GAME-BY-GAME REGULAR SEASON STATISTICS (CHIEFS)

DATE	OPPONENT	P/S		W/L	SCORE
09/07	at Patriots		NOT ON ROSTER	W	42-27
09/17	EAGLES		INACTIVE	W	27-20
09/24	at Chargers	P		W	24-10
10/02	REDSKINS	P		W	29-20
10/08	at Texans	P		W	42-34
10/15	STEELERS	P		L	13-19
10/19	at Raiders	P		L	30-31
10/30	BRONCOS		INACTIVE	W	29-19
11/05	at Cowboys		INACTIVE	L	17-28
11/19	at Giants		INACTIVE	L	9-12+
11/26	BILLS		INACTIVE	L	10-16
12/03	at Jets		INACTIVE	L	31-38
12/10	RAIDERS	P		W	26-15
12/16	CHARGERS	P		W	30-13
12/24	DOLPHINS	P		W	29-13
12/31	at Broncos	S		W	27-24
2017 TOTALS		9-1		10-6	

+ - Overtime

2018 GAME-BY-GAME REGULAR SEASON STATISTICS (CHIEFS)

DATE	OPPONENT	P/S		W/L	SCORE
09/09	at Chargers	P		W	38-28
09/16	at Steelers	P		W	42-37
09/23	49ERS	P		W	38-27
10/01	at Broncos	P		W	27-23
10/07	JAGUARS	P		W	30-14
10/14	at Patriots	S		L	40-43
10/21	BENGALS	S		W	45-10
10/28	BRONCOS		RESERVE/INJURED	W	30-23
11/04	at Browns		RESERVE/INJURED	W	37-21
11/11	CARDINALS		RESERVE/INJURED	W	26-14
11/19	at Rams		RESERVE/INJURED	L	51-54
12/02	at Raiders		RESERVE/INJURED	W	40-33
2018 TOTALS	7-2			10-2	

2013 GAME-BY-GAME POSTSEASON STATISTICS (PATRIOTS)

DATE	OPPONENT	P/S		W/L	SCORE
01/11	COLTS		PRACTICE SQUAD	W	43-22
01/19	at Broncos		PRACTICE SQUAD	L	16-26
2013 TOTALS	0-0			1-1	

2014 GAME-BY-GAME POSTSEASON STATISTICS (PATRIOTS)

DATE	OPPONENT	P/S		W/L	SCORE
01/10	RAVENS		INACTIVE	W	35-31
01/18	COLTS		INACTIVE	W	45-7
02/01	at Seahawks		INACTIVE	W	28-24
2014 TOTALS	0-0			3-0	

2016 GAME-BY-GAME POSTSEASON STATISTICS (CHIEFS)

DATE	OPPONENT	P/S		W/L	SCORE
01/15	STEELERS		PRACTICE SQUAD	L	16-18
2016 TOTALS	0-0			0-1	

2017 GAME-BY-GAME POSTSEASON STATISTICS (CHIEFS)

DATE	OPPONENT	P/S		W/L	SCORE
01/06	TITANS	P		L	21-22
2017 TOTALS	1-0			0-1	



GEHRIG DIETER

WIDE RECEIVER

12



1ST SEASON

2ND YEAR WITH THE CHIEFS

COLLEGE: ALABAMA

BIRTHDAY
02/24/93

HEIGHT
6'3"

WEIGHT
207

ACQUIRED
CFA-17

First-year wide receiver enters his second season with the Chiefs in 2018.

Originally entered the NFL as an undrafted free agent with the Chiefs in 2017.

Transactions:

Signed to Kansas City's active roster from the practice

squad (11/18/19) ... Signed to Kansas City's practice squad (9/2/18) ... Released by Kansas City (9/1/18) ... Signed to Kansas City's active roster from the practice squad (1/8/18) ... Signed to Kansas City's practice squad (9/3/17) ... Released by Kansas City (9/2/17) ... Originally entered the NFL as an undrafted free agent with the Chiefs in 2017.

COLLEGE

Appeared in 48 games through four seasons with Southern Methodist University, Bowling Green State University and the University of Alabama ... Totaled 1,880 yards on 154 receptions with 16 touchdowns ... Departed from BGSU in 2015 with several single-season accomplishments, then-ranking fourth all-time in school history in single-season receptions (94), tied-seventh in single-season touchdowns (10) and ninth in single-season receiving yards (1,038) ... Gathered second team All-MAC honors after leading the Falcons to a MAC Championship win with seven receptions and 75 yards in the title game ... Played a key role in Alabama's National Title appearance run after starting 11 games and totaling 15 receptions, 214 yards and four touchdowns ... Was active in the 2017 BCS National Championship game, returning one punt for nine yards.

PERSONAL

Attended John Adams H.S. in Cleveland, where he was a three-year starter and an all-state team selection.

As a senior, posted 30 tackles (18 solo), seven tackles for loss and 5.0 sacks.

Named to the East-West All Star Game.

Also participated in basketball and track.

GEHRIG DIETER - NFL REGULAR SEASON STATISTICS

DATE	TEAM	GP	GS	RECEIVING					RUSHING				
				NO.	YDS	AVG	LG	TD	NO.	YDS.	AVG.	LG	TD
2017	Chiefs	0	0	0	0	0.0	0	0	0	0	0.0	0	0
2018	Chiefs	1	0	0	0	0.0	0	0	0	0	0.0	0	0
NFL TOTALS		1	0	0	0	0.0	0	0	0	0	0.0	0	0

GEHRIG DIETER - NFL POSTSEASON STATISTICS

DATE	TEAM	GP	GS	RECEIVING					RUSHING				
				NO.	YDS	AVG	LG	TD	NO.	YDS.	AVG.	LG	TD
2017	Chiefs	0	0	0	0	0.0	0	0	0	0	0.0	0	0
NFL TOTALS		0	0	0	0	0.0	0	0	0	0	0.0	0	0

GEHRIG DIETER - NFL REGULAR SEASON RETURN STATISTICS

DATE TEAM	KICKOFF RETURNS					PUNT RETURNS					
	RET.	YDS.	AVG.	LG	TD	NO.	FC	YDS	AVG	LG	TD
2017 Chiefs	0	0	0.0	0	0	0	0	0	0.0	0	0
2018 Chiefs	0	0	0.0	0	0	0	0	0	0.0	0	0
NFL TOTALS	0	0	0.0	0	0	0	0	0	0.0	0	0

GEHRIG DIETER - NFL POSTSEASON RETURN STATISTICS

DATE TEAM	KICKOFF RETURNS					PUNT RETURNS					
	RET.	YDS.	AVG.	LG	TD	NO.	FC	YDS	AVG	LG	TD
2017 Chiefs	0	0	0.0	0	0	0	0	0	0.0	0	0
NFL TOTALS	0	0	0.0	0	0	0	0	0	0.0	0	0

SINGLE-GAME HIGHS: RUSHING/RECEIVING

Special Teams Tackles

1 at Oakland Raiders, Dec 02, 2018

2017 GAME-BY-GAME REGULAR SEASON STATISTICS (CHIEFS)

DATE OPPONENT P/S	RECEIVING				RUSHING				W/L	SCORE
	NO	YDS	LG	TD	ATT	YDS	LG	TD		
09/07 at Patriots				PRACTICE SQUAD					W	42-27
09/17 EAGLES				PRACTICE SQUAD					W	27-20
09/24 at Chargers				PRACTICE SQUAD					W	24-10
10/02 REDSKINS				PRACTICE SQUAD					W	29-20
10/08 at Texans				PRACTICE SQUAD					W	42-34
10/15 STEELERS				PRACTICE SQUAD					L	13-19
10/19 at Raiders				PRACTICE SQUAD					L	30-31
10/30 BRONCOS				PRACTICE SQUAD					W	29-19
11/05 at Cowboys				PRACTICE SQUAD					L	17-28
11/19 at Giants				PRACTICE SQUAD					L	9-12+
11/26 BILLS				PRACTICE SQUAD					L	10-16
12/03 at Jets				PRACTICE SQUAD					L	31-38
12/10 RAIDERS				PRACTICE SQUAD					W	26-15
12/16 CHARGERS				PRACTICE SQUAD					W	30-13
12/24 DOLPHINS				PRACTICE SQUAD					W	29-13
12/31 at Broncos				PRACTICE SQUAD					W	27-24
2017 TOTALS	0-0	0	0	0	0	0	0	0	0	10-6

+ - Overtime

2018 GAME-BY-GAME REGULAR SEASON STATISTICS (CHIEFS)

DATE OPPONENT P/S	RECEIVING				RUSHING				W/L	SCORE
	NO	YDS	LG	TD	ATT	YDS	LG	TD		
09/09 at Chargers				PRACTICE SQUAD					W	38-28
09/16 at Steelers				PRACTICE SQUAD					W	42-37
09/23 49ERS				PRACTICE SQUAD					W	38-27
10/01 at Broncos				PRACTICE SQUAD					W	27-23
10/07 JAGUARS				PRACTICE SQUAD					W	30-14
10/14 at Patriots				PRACTICE SQUAD					L	40-43
10/21 BENGALS				PRACTICE SQUAD					W	45-10
10/28 BRONCOS				PRACTICE SQUAD					W	30-23
11/04 at Browns				PRACTICE SQUAD					W	37-21
11/11 CARDINALS				PRACTICE SQUAD					W	26-14
11/19 at Rams				INACTIVE					L	51-54
12/02 at Raiders	P	0	0	0	0	0	0	0	W	40-33
2018 TOTALS	1-0	0	0	0	0	0	0	0	0	10-2

2017 GAME-BY-GAME POSTSEASON STATISTICS (CHIEFS)

DATE	OPPONENT	P/S	RECEIVING				RUSHING				W/L	SCORE
			NO	YDS	LG	TD	ATT	YDS	LG	TD		
01/06	TITANS						PRACTICE SQUAD				L	21-22
2017 TOTALS		0-0	0	0	0	0	0	0	0	0	0-1	



STEP DURHAM

DEFENSIVE BACK

47



ROOKIE SEASON

ROOKIE YEAR WITH THE CHIEFS

COLLEGE: GEORGIA TECH

BIRTHDAY
06/10/95

HEIGHT
5'11"

WEIGHT
194

ACQUIRED
CFA-18

📺 Rookie defensive back enters his first season with the Chiefs in 2018.

📺 Originally entered the NFL as an undrafted free agent with the Chiefs in 2018.

Transactions:

Originally entered the NFL as an undrafted free agent with the Chiefs in 2018.

COLLEGE

Appeared in 38 games at Georgia Tech (2014-17) ... Totaled 76 tackles (64 solo), 12 passes defended, 0.5 sacks, two fumble recoveries and one forced fumble ... As a senior led the team with six passes defended (five pass breakups, one interception) ... Had a career-high eight tackles and recovered a fumble against No. 7 Clemson on Oct. 28, 2017.

PERSONAL

- 📺 Earned four varsity letters and served three years as team captain at Atlantic Coast High School in Jacksonville, Fla.
- 📺 Was the first freshman in school history to start for the varsity team.
- 📺 Earned 2014 USMC All-American honors.
- 📺 Named all-region and all-district.
- 📺 Graduated from Georgia Tech in December 2017 with a bachelor's degree in business administration.

STEP DURHAM - NFL REGULAR SEASON STATISTICS

		TACKLES										INTERCEPTIONS						O. FUMB				ST				MISC				
DATE	TEAM	GP	GS	TK	S	A	TFL	YDS	SK	YDS	QBH	NO	YDS	LG	TD	PD	FF	FR	YDS	TK	S	A	FF	FR	S	A	FF	FR	S	A
2018	Chiefs	0	0	0	0	0	0	0	0.0	0.0	0	0	0	0	0	0	0	0	0	0	0	0	0	0	0	0	0	0	0	0
NFL		0	0	0	0	0	0	0	0.0	0.0	0	0	0	0	0	0	0	0	0	0	0	0	0	0	0	0	0	0	0	0
TOTALS																														

2018 GAME-BY-GAME REGULAR SEASON STATISTICS (CHIEFS)

DATE	OPPONENT	TACKLES					INTERCEPTIONS					O. FUMB					ST					MISC					W/L	SCORE
		TK	S	A	SK	YDS	TFL	YDS	QBH	NO	YDS	LG	TD	PD	FF	FR	YDS	TK	S	A	FF	FR	S	A	FF	FR		
09/09	at Chargers																										W	38-28
09/16	at Steelers																										W	42-37
09/23	49ERS																										W	38-27
10/01	at Broncos																										W	27-23
10/07	JAGUARS																										W	30-14
10/14	at Patriots																										L	40-43
10/21	BENGALS																										W	45-10
10/28	BRONCOS																										W	30-23
11/04	at Browns																										W	37-21
11/11	CARDINALS																										W	26-14
11/19	at Rams																										L	51-54
12/02	at Raiders																										W	40-33
2018 TOTALS		0	0	0	0.0	0.0	0	0	0	0	0	0	0	0	0	0	0	0	0	0	0	0	0	0	0	0	10-2	



LAURENT DUVERNAY-TARDIF

GUARD

76



5TH SEASON

5TH YEAR WITH THE CHIEFS

COLLEGE: MCGILL

BIRTHDAY
02/11/91

HEIGHT
6'5"

WEIGHT
321

ACQUIRED
D6b-14

📺 Fifth-year offensive lineman enters his fifth NFL season with Kansas City in 2018.

📺 Became just the second player out of McGill to be selected in the NFL Draft, joining DT Randy Chevrier who was selected in the seventh round (241st overall) by the Jacksonville Jaguars in the 2001 NFL Draft.

📺 Originally entered the NFL as the second of two sixth-

round draft picks (200th overall) by the Kansas City Chiefs in the 2014 NFL Draft.

Transactions:

Originally entered the NFL as the second of two sixth-round draft picks (200th overall) by the Kansas City Chiefs in the 2014 NFL Draft.

COLLEGE

Played in 32 games (29 starts) ... Played on the defensive line in 2010 ... Played on both the offensive and defensive lines as a sophomore and junior (2011-12) ... One of only two players selected to represent the CIS (Canadian Interuniversity Sport) at the East-West Shrine Game in 2014 ... Two-time All-Canadian tackle ... CIS Most Outstanding Lineman as a senior.

PERSONAL

📺 Was in his third year of medical school at the time of being drafted.

📺 Believed to be the first CIS player ever featured in Sports Illustrated (March 2014).

📺 Earned Academic All-American honors at McGill.

📺 First language is French.

📺 Native of St. Hilaire, Quebec, and prepped at College Andre-Grasset in Montreal.

📺 Served as a reporter for the Canadian Broadcasting Corporation during the 2018 PyeongChang Winter Olympics.

📺 Started the Laurent Duvernay-Tardif Foundation that encourages young people to get physically active and adopt healthy habits. Its goal is to promote the "active student" model, highlighting the importance of striking a balance between studies and sports.

LAURENT DUVERNAY-TARDIF - NFL REGULAR SEASON STATISTICS

DATE TEAM GP GS

2014 Chiefs 0 0
2015 Chiefs 16 13
2016 Chiefs 14 14
2017 Chiefs 11 11
2018 Chiefs 5 5

NFL 46 43
TOTALS

LAURENT DUVERNAY-TARDIF - NFL POSTSEASON STATISTICS

DATE TEAM GP GS

2015 Chiefs 1 1
2016 Chiefs 1 1
2017 Chiefs 1 1

NFL 3 3
TOTALS

2014 GAME-BY-GAME REGULAR SEASON STATISTICS (CHIEFS)

DATE	OPPONENT	P/S		W/L	SCORE
09/07	TITANS		INACTIVE	L	10-26
09/14	at Broncos		INACTIVE	L	17-24
09/21	at Dolphins		INACTIVE	W	34-15
09/29	PATRIOTS		INACTIVE	W	41-14
10/05	at 49ers		INACTIVE	L	17-22
10/19	at Chargers		INACTIVE	W	23-20
10/26	RAMS		INACTIVE	W	34-7
11/02	JETS		INACTIVE	W	24-10
11/09	at Bills		INACTIVE	W	17-13
11/16	SEAHAWKS		INACTIVE	W	24-20
11/20	at Raiders		INACTIVE	L	20-24
11/30	BRONCOS		INACTIVE	L	16-29
12/07	at Cardinals		INACTIVE	L	14-17
12/14	RAIDERS		INACTIVE	W	31-13
12/21	at Steelers		INACTIVE	L	12-20
12/28	CHARGERS		INACTIVE	W	19-7
2014 TOTALS		0-0		9-7	

2015 GAME-BY-GAME REGULAR SEASON STATISTICS (CHIEFS)

DATE	OPPONENT	P/S		W/L	SCORE
09/13	at Texans	S		W	27-20
09/17	BRONCOS	S		L	24-31
09/28	at Packers	S		L	28-38
10/04	at Bengals	P		L	21-36
10/11	BEARS	P		L	17-18
10/18	at Vikings	P		L	10-16
10/25	STEELERS	S		W	23-13
11/01	LIONS	S		W	45-10
11/15	at Broncos	S		W	29-13
11/22	at Chargers	S		W	33-3
11/29	BILLS	S		W	30-22
12/06	at Raiders	S		W	34-20
12/13	CHARGERS	S		W	10-3
12/20	at Ravens	S		W	34-14
12/27	BROWNS	S		W	17-13
01/03	RAIDERS	S		W	23-17
2015 TOTALS		16-13		11-5	

2016 GAME-BY-GAME REGULAR SEASON STATISTICS (CHIEFS)

DATE	OPPONENT	P/S		W/L	SCORE
09/11	CHARGERS	S		W	33-27+
09/18	at Texans		INACTIVE	L	12-19
09/25	JETS		INACTIVE	W	24-3
10/02	at Steelers	S		L	14-43
10/16	at Raiders	S		W	26-10
10/23	SAINTS	S		W	27-21
10/30	at Colts	S		W	30-14
11/06	JAGUARS	S		W	19-14
11/13	at Panthers	S		W	20-17
11/20	BUCCANEERS	S		L	17-19
11/27	at Broncos	S		W	30-27+
12/04	at Falcons	S		W	29-28
12/08	RAIDERS	S		W	21-13
12/18	TITANS	S		L	17-19
12/25	BRONCOS	S		W	33-10
01/01	at Chargers	S		W	37-27
2016 TOTALS		14-14		12-4	

+ - Overtime

2017 GAME-BY-GAME REGULAR SEASON STATISTICS (CHIEFS)

DATE	OPPONENT	P/S		W/L	SCORE
09/07	at Patriots	S		W	42-27
09/17	EAGLES	S		W	27-20
09/24	at Chargers	S		W	24-10
10/02	REDSKINS	S		W	29-20
10/08	at Texans		INACTIVE	W	42-34
10/15	STEELERS		INACTIVE	L	13-19
10/19	at Raiders		INACTIVE	L	30-31
10/30	BRONCOS		INACTIVE	W	29-19
11/05	at Cowboys	S		L	17-28
11/19	at Giants	S		L	9-12+
11/26	BILLS	S		L	10-16
12/03	at Jets	S		L	31-38
12/10	RAIDERS	S		W	26-15
12/16	CHARGERS	S		W	30-13
12/24	DOLPHINS	S		W	29-13
12/31	at Broncos		DID NOT PLAY	W	27-24
2017 TOTALS		11-11		10-6	

+ - Overtime

2018 GAME-BY-GAME REGULAR SEASON STATISTICS (CHIEFS)

DATE	OPPONENT	P/S		W/L	SCORE
09/09	at Chargers	S		W	38-28
09/16	at Steelers	S		W	42-37
09/23	49ERS	S		W	38-27
10/01	at Broncos	S		W	27-23
10/07	JAGUARS	S		W	30-14
10/14	at Patriots		RESERVE/INJURED	L	40-43
10/21	BENGALS		RESERVE/INJURED	W	45-10
10/28	BRONCOS		RESERVE/INJURED	W	30-23
11/04	at Browns		RESERVE/INJURED	W	37-21
11/11	CARDINALS		RESERVE/INJURED	W	26-14
11/19	at Rams		RESERVE/INJURED	L	51-54
12/02	at Raiders		RESERVE/INJURED	W	40-33
2018 TOTALS		5-5		10-2	

2015 GAME-BY-GAME POSTSEASON STATISTICS (CHIEFS)

DATE	OPPONENT	P/S		W/L	SCORE
01/09	at Texans	S		W	30-0
01/16	at Patriots		INACTIVE	L	20-27
2015 TOTALS		1-1		1-1	

2016 GAME-BY-GAME POSTSEASON STATISTICS (CHIEFS)

DATE	OPPONENT	P/S		W/L	SCORE
01/15	STEELERS	S		L	16-18
2016 TOTALS		1-1		0-1	

2017 GAME-BY-GAME POSTSEASON STATISTICS (CHIEFS)

DATE	OPPONENT	P/S		W/L	SCORE
01/06	TITANS	S		L	21-22
2017 TOTALS		1-1		0-1	



ALEX ELLIS

TIGHT END

89



2ND SEASON

1ST YEAR WITH THE CHIEFS

COLLEGE: TENNESSEE

BIRTHDAY
02/10/93

HEIGHT
6'4"

WEIGHT
245

ACQUIRED
W(NO)-18

Second-year tight end enters his first season with the Chiefs in 2018.

Originally entered the NFL as an undrafted free agent with the Titans in 2016.

Transactions:

Claimed off of waivers by Kansas City (5/8/18) ... Released by New Orleans (5/7/18) ... Signed by New Orleans

(1/16/18) ... Signed to New Orleans' practice squad (11/29/17) ... Released by Jacksonville (9/2/17) ... Signed to Jacksonville's active roster from the practice squad (11/26/16) ... Signed to Jacksonville's practice squad (9/5/16) ... Released by Tennessee (9/2/16) ... Originally entered the NFL as an undrafted free agent with the Tennessee Titans in 2016.

COLLEGE

Appeared in 26 games and totaled 14 receptions for 232 yards and one touchdown at Tennessee ... Named the 2016 Muscle Milk Male Athlete of the Year ... As a senior in 2015, played in all 13 games, made eight catches for 117 yards ... As a redshirt junior (2014), appeared in all 13 games and started one, hauling in six catches for 115 yards ... As a junior (2013), redshirted while battling injuries for most of the season ... Was a practice squad member and did not play in any games during his freshman and sophomore seasons.

PERSONAL

Excelled as a quarterback at Delmar (Del.) High School.

Also lettered in lacrosse.

Graduated in May 2016 with a degree in biomedical engineering.

ALEX ELLIS - NFL REGULAR SEASON STATISTICS

RECEIVING														RUSHING				
DATE	TEAM	GP	GS	NO.	YDS	AVG	LG	TD	NO.	YDS.	AVG.	LG	TD					
2016	Jaguars	6	3	3	11	3.7	6	0	0	0	0.0	0	0					
2017	Jaguars	0	0	0	0	0.0	0	0	0	0	0.0	0	0					
Went from Jaguars to Saints .																		
2017	Saints	0	0	0	0	0.0	0	0	0	0	0.0	0	0					
2018	Chiefs	2	0	0	0	0.0	0	0	0	0	0.0	0	0					
NFL TOTALS		8	3	3	11	3.7	6	0	0	0	0.0	0	0					

ALEX ELLIS - NFL POSTSEASON STATISTICS

RECEIVING														RUSHING				
DATE	TEAM	GP	GS	NO.	YDS	AVG	LG	TD	NO.	YDS.	AVG.	LG	TD					
2017	Saints	0	0	0	0	0.0	0	0	0	0	0.0	0	0					
NFL TOTALS		0	0	0	0	0.0	0	0	0	0	0.0	0	0					

ALEX ELLIS - NFL REGULAR SEASON RETURN STATISTICS

DATE TEAM	KICKOFF RETURNS					PUNT RETURNS					
	RET.	YDS.	AVG.	LG	TD	NO.	FC	YDS	AVG	LG	TD
2016 Jaguars	0	0	0.0	0	0	0	0	0	0.0	0	0
2017 Jaguars	0	0	0.0	0	0	0	0	0	0.0	0	0
Went from Jaguars to Saints .											
2017 Saints	0	0	0.0	0	0	0	0	0	0.0	0	0
2018 Chiefs	0	0	0.0	0	0	0	0	0	0.0	0	0
NFL TOTALS	0	0	0.0	0	0	0	0	0	0.0	0	0

ALEX ELLIS - NFL POSTSEASON RETURN STATISTICS

DATE TEAM	KICKOFF RETURNS					PUNT RETURNS					
	RET.	YDS.	AVG.	LG	TD	NO.	FC	YDS	AVG	LG	TD
2017 Saints	0	0	0.0	0	0	0	0	0	0.0	0	0
NFL TOTALS	0	0	0.0	0	0	0	0	0	0.0	0	0

SINGLE-GAME HIGHS: RUSHING/RECEIVING

Receptions	2 vs. Tennessee Titans, Dec 24, 2016	All-purpose yards	10 vs. Tennessee Titans, Dec 24, 2016
	1 at Houston Texans, Dec 18, 2016		1 at Houston Texans, Dec 18, 2016
Receiving Yards	10 vs. Tennessee Titans, Dec 24, 2016	Special Teams Tackles	1 vs. Denver Broncos, Dec 04, 2016
	1 at Houston Texans, Dec 18, 2016		
Longest Receptions	6 vs. Tennessee Titans, Dec 24, 2016		
	4 vs. Tennessee Titans, Dec 24, 2016		
	1 at Houston Texans, Dec 18, 2016		

2016 GAME-BY-GAME REGULAR SEASON STATISTICS (JAGUARS)

DATE OPPONENT P/S	RECEIVING					RUSHING				W/L	SCORE
	NO	YDS	LG	TD		ATT	YDS	LG	TD		
09/11 PACKERS					PRACTICE SQUAD					L	23-27
09/18 at Chargers					PRACTICE SQUAD					L	14-38
09/25 RAVENS					PRACTICE SQUAD					L	17-19
10/02 COLTS					PRACTICE SQUAD					W	30-27
10/16 at Bears					PRACTICE SQUAD					W	17-16
10/23 RAIDERS					PRACTICE SQUAD					L	16-33
10/27 at Titans					PRACTICE SQUAD					L	22-36
11/06 at Chiefs					PRACTICE SQUAD					L	14-19
11/13 TEXANS					PRACTICE SQUAD					L	21-24
11/20 at Lions					PRACTICE SQUAD					L	19-26
11/27 at Bills	S	0	0	0	0	0	0	0	0	L	21-28
12/04 BRONCOS	S	0	0	0	0	0	0	0	0	L	10-20
12/11 VIKINGS	P	0	0	0	0	0	0	0	0	L	16-25
12/18 at Texans	S	1	1	1	0	0	0	0	0	L	20-21
12/24 TITANS	P	2	10	6	0	0	0	0	0	W	38-17
01/01 at Colts	P	0	0	0	0	0	0	0	0	L	20-24
2016 TOTALS	6-3	3	11	6	0	0	0	0	0	0 3-13	

2017 GAME-BY-GAME REGULAR SEASON STATISTICS (JAGUARS/SAINTS)

DATE	OPPONENT	P/S	RECEIVING				RUSHING				W/L	SCORE
			NO	YDS	LG	TD	ATT	YDS	LG	TD		
09/10	at Texans					NOT ON ROSTER					W	29-7
09/17	TITANS					NOT ON ROSTER					L	16-37
09/24	RAVENS					NOT ON ROSTER					W	44-7
10/01	at Jets					NOT ON ROSTER					L	20-23+
10/08	at Steelers					NOT ON ROSTER					W	30-9
10/15	RAMS					NOT ON ROSTER					L	17-27
10/22	at Colts					NOT ON ROSTER					W	27-0
11/05	BENGALS					NOT ON ROSTER					W	23-7
11/12	CHARGERS					NOT ON ROSTER					W	20-17+
11/19	at Browns					NOT ON ROSTER					W	19-7
11/26	at Cardinals					NOT ON ROSTER					L	24-27
Went from Jaguars to Saints .												
12/03	PANTHERS					PRACTICE SQUAD					W	31-21
12/07	at Falcons					PRACTICE SQUAD					L	17-20
12/17	JETS					PRACTICE SQUAD					W	31-19
12/24	FALCONS					PRACTICE SQUAD					W	23-13
12/31	at Buccaneers					PRACTICE SQUAD					L	24-31
2017 TOTALS		0-0	0	0	0	0	0	0	0	0	0	10-6

+ - Overtime

2018 GAME-BY-GAME REGULAR SEASON STATISTICS (CHIEFS)

DATE	OPPONENT	P/S	RECEIVING				RUSHING				W/L	SCORE
			NO	YDS	LG	TD	ATT	YDS	LG	TD		
09/09	at Chargers	P	0	0	0	0	0	0	0	0	W	38-28
09/16	at Steelers	P	0	0	0	0	0	0	0	0	W	42-37
09/23	49ERS					DID NOT PLAY					W	38-27
10/01	at Broncos					INACTIVE					W	27-23
10/07	JAGUARS					RESERVE/INJURED					W	30-14
10/14	at Patriots					RESERVE/INJURED					L	40-43
10/21	BENGALS					RESERVE/INJURED					W	45-10
10/28	BRONCOS					RESERVE/INJURED					W	30-23
11/04	at Browns					RESERVE/INJURED					W	37-21
11/11	CARDINALS					RESERVE/INJURED					W	26-14
11/19	at Rams					RESERVE/INJURED					L	51-54
12/02	at Raiders					RESERVE/INJURED					W	40-33
2018 TOTALS		2-0	0	0	0	0	0	0	0	0	0	10-2

2017 GAME-BY-GAME POSTSEASON STATISTICS (SAINTS)

DATE	OPPONENT	P/S	RECEIVING				RUSHING				W/L	SCORE
			NO	YDS	LG	TD	ATT	YDS	LG	TD		
01/07	PANTHERS					PRACTICE SQUAD					W	31-26
01/14	at Vikings					PRACTICE SQUAD					L	24-29
2017 TOTALS		0-0	0	0	0	0	0	0	0	0	1-1	



CAM ERVING

OFFENSIVE LINEMAN

75



4TH SEASON

2ND YEAR WITH THE CHIEFS

COLLEGE: FLORIDA STATE

BIRTHDAY
08/23/92

HEIGHT
6'5"

WEIGHT
313

ACQUIRED
T (CLE)-17

- Fourth-year offensive lineman enters his second season with the Chiefs in 2018.
- Spent two seasons with the Browns playing 29 games (17 starts).
- In 2015 started at LG against the Pittsburgh Steelers

earning his first career NFL start.

Transactions:

Traded to Kansas City from Cleveland (8/30/17) ... Originally entered the NFL as a first-round pick (19th overall) by the Cleveland Browns in the 2015 NFL Draft.

COLLEGE

Played in 55 games at Florida State ... Made 42 consecutive starts, including every one of Florida State's 29-game winning streak that stretched over the course of the 2013 and 2014 seasons ... Two-time winner of the Jacobs Blocking Trophy given to the ACC's top blocker as voted on by head coaches and defensive coordinators ... Started his career as a defensive lineman before moving to left tackle where he earned several All-America honors in 2013 ... Moved to center during the 2014 season, earning all-conference honors at two offensive line positions ... Helped Florida State set a school record with 42 rushing TDs, a national record with 723 points and school and conference records in single-season total offense (7,267), points per game (51.6), yards per play (7.67), total TDs (94) and passing TDs (42).

PERSONAL

- Amassed 98 tackles as a defensive tackle during his senior year at Colquitt County High School in Moultrie, Ga.
- Also played basketball and threw shot put and discus in high school.
- Originally recruited to Florida State as a defensive tackle.
- Graduated from Florida State with a degree in social science.

CAM ERVING - NFL REGULAR SEASON STATISTICS

DATE TEAM GP GS

2015 Browns 16 4
2016 Browns 13 13
2017 Chiefs 13 4
2018 Chiefs 12 12

NFL TOTALS 54 33

CAM ERVING - NFL POSTSEASON STATISTICS

DATE TEAM GP GS

2017 Chiefs 0 0

NFL TOTALS 0 0

2015 GAME-BY-GAME REGULAR SEASON STATISTICS (BROWNS)

DATE	OPPONENT	P/S	W/L	SCORE
09/13	at Jets	P	L	10-31
09/20	TITANS	P	W	28-14
09/27	RAIDERS	P	L	20-27
10/04	at Chargers	P	L	27-30
10/11	at Ravens	P	W	33-30+
10/18	BRONCOS	P	L	23-26+
10/25	at Rams	P	L	6-24
11/01	CARDINALS	P	L	20-34
11/05	at Bengals	P	L	10-31
11/15	at Steelers	S	L	9-30
11/30	RAVENS	S	L	27-33
12/06	BENGALS	P	L	3-37
12/13	49ERS	P	W	24-10
12/20	at Seahawks	P	L	13-30
12/27	at Chiefs	S	L	13-17
01/03	STEELERS	S	L	12-28
2015 TOTALS		16-4	3-13	

+ - Overtime

2016 GAME-BY-GAME REGULAR SEASON STATISTICS (BROWNS)

DATE	OPPONENT	P/S	W/L	SCORE
09/11	at Eagles	S	L	10-29
09/18	RAVENS	S	L	20-25
09/25	at Dolphins		L	24-30+
10/02	at Redskins		L	20-31
10/09	PATRIOTS		L	13-33
10/16	at Titans	S	L	26-28
10/23	at Bengals	S	L	17-31
10/30	JETS	S	L	28-31
11/06	COWBOYS	S	L	10-35
11/10	at Ravens	S	L	7-28
11/20	STEELERS	S	L	9-24
11/27	GIANTS	S	L	13-27
12/11	BENGALS	S	L	10-23
12/18	at Bills	S	L	13-33
12/24	CHARGERS	S	W	20-17
01/01	at Steelers	S	L	24-27+
2016 TOTALS		13-13	1-15	

+ - Overtime

2017 GAME-BY-GAME REGULAR SEASON STATISTICS (CHIEFS)

DATE	OPPONENT	P/S	W/L	SCORE
09/07	at Patriots		W	42-27
09/17	EAGLES	P	W	27-20
09/24	at Chargers		W	24-10
10/02	REDSKINS	P	W	29-20
10/08	at Texans	S	W	42-34
10/15	STEELERS	S	L	13-19
10/19	at Raiders	S	L	30-31
10/30	BRONCOS	P	W	29-19
11/05	at Cowboys	P	L	17-28
11/19	at Giants	P	L	9-12+
11/26	BILLS	P	L	10-16
12/03	at Jets	P	L	31-38
12/10	RAIDERS	P	W	26-15
12/16	CHARGERS		W	30-13
12/24	DOLPHINS	P	W	29-13
12/31	at Broncos	S	W	27-24
2017 TOTALS		13-4	10-6	

+ - Overtime

2018 GAME-BY-GAME REGULAR SEASON STATISTICS (CHIEFS)

DATE	OPPONENT	P/S	W/L	SCORE
09/09	at Chargers	S	W	38-28
09/16	at Steelers	S	W	42-37
09/23	49ERS	S	W	38-27
10/01	at Broncos	S	W	27-23
10/07	JAGUARS	S	W	30-14
10/14	at Patriots	S	L	40-43
10/21	BENGALS	S	W	45-10
10/28	BRONCOS	S	W	30-23
11/04	at Browns	S	W	37-21
11/11	CARDINALS	S	W	26-14
11/19	at Rams	S	L	51-54
12/02	at Raiders	S	W	40-33
2018 TOTALS	12-12		10-2	

2017 GAME-BY-GAME POSTSEASON STATISTICS (CHIEFS)

DATE	OPPONENT	P/S	W/L	SCORE
01/06	TITANS		L	21-22
2017 TOTALS	0-0		0-1	



ERIC FISHER

TACKLE

72



6TH SEASON

6TH YEAR WITH THE CHIEFS

COLLEGE: CENTRAL MICHIGAN

BIRTHDAY
01/05/91

HEIGHT
6'7"

WEIGHT
315

ACQUIRED
01-13

- Sixth-year offensive tackle enters his sixth season with the Chiefs in 2018.
- Has played at both left and right tackle with the Chiefs.
- Joined the Chiefs as the club's first-round draft choice (first overall) in the 2013 NFL Draft.
- Was the first of five offensive tackles taken in the first round of the 2013 NFL Draft and the first of nine offensive linemen taken in the first round.
- Became the third player in team history to join the Chiefs from Central Michigan University, joining LB Frank Zombo (2013) and S Steve Bograkos (1976). He is the first Chippewa player to be drafted by Kansas City.
- Fisher is the second player the team has ever drafted with the first overall selection in either the AFL or NFL Draft. The Chiefs drafted Pro Football Hall of Fame DT Buck Buchanan out of Grambling State University with the first overall selection in the 1963 AFL Draft.
- With the selection of Fisher, it marked the fourth time an offensive lineman has been chosen first overall since

- the advent of the common draft in 1967. The other three offensive linemen to have been chosen No. 1 during that span were also tackles - Pro Football Hall of Famer Ron Yary (1968), Orlando Pace (1997) and Jake Long (2008).
- Became the second player in Central Michigan history to be drafted in the first round, joining San Francisco 49ers Pro Bowl T Joe Staley (No. 28, 2007).
- First No. 1 overall selection from the MAC in conference history. The previous highest player drafted from the MAC was QB Byron Leftwich from Marshall at No. 7 overall in the 2003 NFL Draft to the Jacksonville Jaguars.
- Started his first NFL game at right tackle at Jacksonville (9/8/13).

Transactions:

Signed with Kansas City (7/26/13) ... Originally entered the NFL as the first overall selection in 2013 with the Kansas City Chiefs.

COLLEGE

Played in 42 games (32 starts) at Central Michigan ... Started 26 at left offensive tackle, four at right tackle and two at right guard ... As a starter, he registered 341 knockdowns/key blocks, as he also produced 45 touchdown resulting blocks ... Started all 13 games at left offensive tackles as a senior in 2012 and was named the Chippewas' Offensive Upfront Player of the Year for the second-straight season ... With him leading the charge, the offensive line allowed just 15 sacks (-101.0 yards) and helped amass 5,122 yards in total offense, their best figure since the 2007 squad set the school record with 6,258 yards ... Started 10 games at left tackle as a junior in 2011 and was named Central Michigan's Offensive Upfront Player of the Year ... Appeared in 11 games (nine starts) as a sophomore in 2010 ... Appeared in eight games (two starts) as a true freshman.

PERSONAL

- Attended Stoney Creek High School in Rochester Hills, Mich.
- Lettered three years in both football and basketball.
- Started playing left tackle his senior year of high school.
- Two-time all-area and all-league choice earned a berth on the Detroit Free Press "Fab 50" squad in 2008 and garnered All-State honorable mention accolades from the Detroit Free Press, Detroit News and Associated Press.
- Led the team to the 2006 and 2007 OAA Blue Championships, as he was tabed first-team all-league, all-north and All-Detroit Metro.
- The All-Oakland County Dream Team member closed out his career after being selected to play in the Michigan High School Football Coaches Association all-star game.

ERIC FISHER - NFL REGULAR SEASON STATISTICS

DATE TEAM GP GS

2013 Chiefs 14 13
 2014 Chiefs 16 16
 2015 Chiefs 16 14
 2016 Chiefs 16 16
 2017 Chiefs 16 15
 2018 Chiefs 12 12

NFL 90 86

TOTALS

ERIC FISHER - NFL POSTSEASON STATISTICS

DATE TEAM GP GS

2013 Chiefs 0 0
 2015 Chiefs 2 2
 2016 Chiefs 1 1
 2017 Chiefs 1 1

NFL 4 4

TOTALS

2013 GAME-BY-GAME REGULAR SEASON STATISTICS (CHIEFS)

DATE OPPONENT	P/S	W/L	SCORE
09/08 at Jaguars	S	W	28-2
09/15 COWBOYS	S	W	17-16
09/19 at Eagles	S	W	26-16
09/29 GIANTS	S	W	31-7
10/06 at Titans	INACTIVE	W	26-17
10/13 RAIDERS	S	W	24-7
10/20 TEXANS	S	W	17-16
10/27 BROWNS	S	W	23-17
11/03 at Bills	S	W	23-13
11/17 at Broncos	S	L	17-27
11/24 CHARGERS	INACTIVE	L	38-41
12/01 BRONCOS	P	L	28-35
12/08 at Redskins	S	W	45-10
12/15 at Raiders	S	W	56-31
12/22 COLTS	S	L	7-23
12/29 at Chargers	S	L	24-27+
2013 TOTALS	14-13	11-5	

+ - Overtime

2014 GAME-BY-GAME REGULAR SEASON STATISTICS (CHIEFS)

DATE OPPONENT	P/S	W/L	SCORE
09/07 TITANS	S	L	10-26
09/14 at Broncos	S	L	17-24
09/21 at Dolphins	S	W	34-15
09/29 PATRIOTS	S	W	41-14
10/05 at 49ers	S	L	17-22
10/19 at Chargers	S	W	23-20
10/26 RAMS	S	W	34-7
11/02 JETS	S	W	24-10
11/09 at Bills	S	W	17-13
11/16 SEAHAWKS	S	W	24-20
11/20 at Raiders	S	L	20-24
11/30 BRONCOS	S	L	16-29
12/07 at Cardinals	S	L	14-17
12/14 RAIDERS	S	W	31-13
12/21 at Steelers	S	L	12-20
12/28 CHARGERS	S	W	19-7
2014 TOTALS	16-16	9-7	

2015 GAME-BY-GAME REGULAR SEASON STATISTICS (CHIEFS)

DATE	OPPONENT	P/S	W/L	SCORE
09/13	at Texans	P	W	27-20
09/17	BRONCOS	P	L	24-31
09/28	at Packers	S	L	28-38
10/04	at Bengals	S	L	21-36
10/11	BEARS	S	L	17-18
10/18	at Vikings	S	L	10-16
10/25	STEELERS	S	W	23-13
11/01	LIONS	S	W	45-10
11/15	at Broncos	S	W	29-13
11/22	at Chargers	S	W	33-3
11/29	BILLS	S	W	30-22
12/06	at Raiders	S	W	34-20
12/13	CHARGERS	S	W	10-3
12/20	at Ravens	S	W	34-14
12/27	BROWNS	S	W	17-13
01/03	RAIDERS	S	W	23-17
2015 TOTALS	16-14		11-5	

2016 GAME-BY-GAME REGULAR SEASON STATISTICS (CHIEFS)

DATE	OPPONENT	P/S	W/L	SCORE
09/11	CHARGERS	S	W	33-27+
09/18	at Texans	S	L	12-19
09/25	JETS	S	W	24-3
10/02	at Steelers	S	L	14-43
10/16	at Raiders	S	W	26-10
10/23	SAINTS	S	W	27-21
10/30	at Colts	S	W	30-14
11/06	JAGUARS	S	W	19-14
11/13	at Panthers	S	W	20-17
11/20	BUCCANEERS	S	L	17-19
11/27	at Broncos	S	W	30-27+
12/04	at Falcons	S	W	29-28
12/08	RAIDERS	S	W	21-13
12/18	TITANS	S	L	17-19
12/25	BRONCOS	S	W	33-10
01/01	at Chargers	S	W	37-27
2016 TOTALS	16-16		12-4	

+ - Overtime

2017 GAME-BY-GAME REGULAR SEASON STATISTICS (CHIEFS)

DATE	OPPONENT	P/S	W/L	SCORE
09/07	at Patriots	S	W	42-27
09/17	EAGLES	S	W	27-20
09/24	at Chargers	S	W	24-10
10/02	REDSKINS	S	W	29-20
10/08	at Texans	S	W	42-34
10/15	STEELERS	S	L	13-19
10/19	at Raiders	S	L	30-31
10/30	BRONCOS	S	W	29-19
11/05	at Cowboys	S	L	17-28
11/19	at Giants	S	L	9-12+
11/26	BILLS	S	L	10-16
12/03	at Jets	S	L	31-38
12/10	RAIDERS	S	W	26-15
12/16	CHARGERS	S	W	30-13
12/24	DOLPHINS	S	W	29-13
12/31	at Broncos	P	W	27-24
2017 TOTALS	16-15		10-6	

+ - Overtime

2018 GAME-BY-GAME REGULAR SEASON STATISTICS (CHIEFS)

DATE	OPPONENT	P/S	W/L	SCORE
09/09	at Chargers	S	W	38-28
09/16	at Steelers	S	W	42-37
09/23	49ERS	S	W	38-27
10/01	at Broncos	S	W	27-23
10/07	JAGUARS	S	W	30-14
10/14	at Patriots	S	L	40-43
10/21	BENGALS	S	W	45-10
10/28	BRONCOS	S	W	30-23
11/04	at Browns	S	W	37-21
11/11	CARDINALS	S	W	26-14
11/19	at Rams	S	L	51-54
12/02	at Raiders	S	W	40-33
2018 TOTALS	12-12		10-2	

2013 GAME-BY-GAME POSTSEASON STATISTICS (CHIEFS)

DATE	OPPONENT	P/S	W/L	SCORE
01/04	at Colts		L	44-45
2013 TOTALS	0-0		0-1	

2015 GAME-BY-GAME POSTSEASON STATISTICS (CHIEFS)

DATE	OPPONENT	P/S	W/L	SCORE
01/09	at Texans	S	W	30-0
01/16	at Patriots	S	L	20-27
2015 TOTALS	2-2		1-1	

2016 GAME-BY-GAME POSTSEASON STATISTICS (CHIEFS)

DATE	OPPONENT	P/S	W/L	SCORE
01/15	STEELERS	S	L	16-18
2016 TOTALS	1-1		0-1	

2017 GAME-BY-GAME POSTSEASON STATISTICS (CHIEFS)

DATE	OPPONENT	P/S	W/L	SCORE
01/06	TITANS	S	L	21-22
2017 TOTALS	1-1		0-1	



DEE FORD

LINEBACKER

55



5TH SEASON

5TH YEAR WITH THE CHIEFS

COLLEGE: AUBURN

BIRTHDAY
03/19/91

HEIGHT
6'2"

WEIGHT
252

ACQUIRED
01-14

Fifth-year linebacker enters his fifth NFL season with Kansas City in 2018.

Forced first fumble of 2018 season in Week 5 vs. Jacksonville (10/7/18).

Drafted by the Chiefs with the 23rd overall pick in the first round of the 2014 NFL Draft.

Recorded three sacks through the first four games of the 2018 season.

Currently has 9.0 sacks through Week 10 of 2018 season

(26.5 career).

Career Highlights:

Holds career-high four forced fumbles for the 2018 season and six for his career.

Transactions:

Originally entered the NFL as the Chiefs first-round pick (23rd overall) in the 2014 NFL Draft.

COLLEGE

Played in 52 games (20 starts) at Auburn, recording 93 tackles (59 solo), 20.5 sacks (-163 yards), 27.5 tackles for losses (-263 yards) and 30 quarterback pressures ... Also forced three fumbles, deflected two passes and intercepted another and blocked one kick ... Among active NCAA Football Bowl Subdivision players, Ford closed out his career ranked fifth in tackle-for-loss yardage (263) ... Also tied for 17th with 20.5 sacks and his 163 sack yards tied for ninth in the NCAA.

PERSONAL

Attended St. Clair County High School in Odenville, Ala., where he played football.

As a senior, he recorded 90 tackles, including 38 for loss and 18.0 sacks, an interception and three pass breakups, earning him a Class 4A All-State team selection by the Alabama Sports Writers Association.

Majored in public administration at Auburn.

DEE FORD - NFL REGULAR SEASON STATISTICS

		TACKLES								INTERCEPTIONS					O. FUMB				ST				MISC			
DATE	TEAM	GP	GS	TK	S	A	TFL	YDS	SK	YDS	QBH	NO	YDS	LG	TD	PD	FF	FR	YDS	TK	S	A	FF	FR	S	A
2014	Chiefs	16	0	8	4	4	0	0	1.5	10.0	5	0	0	0	0	1	0	0	0	0	0	0	0	0	0	0
2015	Chiefs	14	5	23	21	2	6	28	4.0	25.0	10	0	0	0	0	2	0	0	0	0	0	0	0	0	0	0
2016	Chiefs	15	14	38	25	13	12	54	10.0	52.5	17	0	0	0	0	2	1	0	0	0	0	0	0	0	0	0
2017	Chiefs	6	6	13	11	2	4	20	2.0	16.0	7	0	0	0	0	1	1	0	0	0	0	0	0	0	0	0
2018	Chiefs	12	12	37	30	7	8	53	10.5	57.0	24	0	0	0	0	1	6	0	0	0	0	0	0	0	0	0
NFL TOTALS		63	37	119	91	28	30	155	28.0	160.5	63	0	0	0	0	7	8	0	0	0	0	0	0	0	0	0

DEE FORD - NFL POSTSEASON STATISTICS

		TACKLES										INTERCEPTIONS						O. FUMB				ST				MISC			
DATE	TEAM	GP	GS	TK	S	A	TFL	YDS	SK	YDS	QBH	NO	YDS	LG	TD	PD	FF	FR	YDS	TK	S	A	FF	FR	S	A			
2015	Chiefs	2	1	6	6	0	2	8	0.0	0.0	1	0	0	0	0	0	0	0	0	0	0	0	0	0	0	0			
2016	Chiefs	1	1	3	1	2	0	0	0.5	3.0	1	0	0	0	0	0	0	0	0	0	0	0	0	0	0	0			
2017	Chiefs	0	0	0	0	0	0	0	0.0	0.0	0	0	0	0	0	0	0	0	0	0	0	0	0	0	0	0			
NFL TOTALS		3	2	9	7	2	2	8	0.5	3.0	2	0	0	0	0	0	0	0	0	0	0	0	0	0	0	0			

SINGLE-GAME HIGHS: DEFENSIVE

Total Tackles	7 vs. Los Angeles Chargers, Dec 13, 2015 6 vs. Arizona Cardinals, Nov 11, 2018 6 at Pittsburgh Steelers, Oct 02, 2016 5 at Oakland Raiders, Dec 02, 2018 5 vs. Denver Broncos, Oct 28, 2018 ...3 more at 5.	Forced Fumbles	2 vs. Denver Broncos, Oct 28, 2018 1 at Oakland Raiders, Dec 02, 2018 1 at Los Angeles Rams, Nov 19, 2018 1 vs. Cincinnati Bengals, Oct 21, 2018 ...3 more at 1.
Sacks	3.5 at Indianapolis Colts, Oct 30, 2016 3.0 vs. Denver Broncos, Oct 28, 2018 3.0 vs. Los Angeles Chargers, Dec 13, 2015 2.0 vs. Jacksonville Jaguars, Nov 06, 2016 2.0 at Oakland Raiders, Oct 16, 2016	Tackles For Loss	3 vs. Arizona Cardinals, Nov 11, 2018 3 at Indianapolis Colts, Oct 30, 2016 3 vs. Los Angeles Chargers, Dec 13, 2015 2 vs. Pittsburgh Steelers, Oct 15, 2017 ...3 more at 2.
Passes Defensed	1 vs. Jacksonville Jaguars, Oct 07, 2018 1 vs. Philadelphia Eagles, Sep 17, 2017 1 at Carolina Panthers, Nov 13, 2016 ...4 more at 1.		

SINGLE-GAME HIGHS - POSTSEASON: DEFENSIVE

Total Tackles	3 vs. Pittsburgh Steelers, Jan 15, 2017 3 at New England Patriots, Jan 16, 2016 3 at Houston Texans, Jan 09, 2016	Tackles For Loss	1 at New England Patriots, Jan 16, 2016 1 at Houston Texans, Jan 09, 2016
Sacks	0.5 vs. Pittsburgh Steelers, Jan 15, 2017		

2014 GAME-BY-GAME REGULAR SEASON STATISTICS (CHIEFS)

DATE OPPONENT		TACKLES							INTERCEPTIONS					O. FUMB			ST				MISC			W/L	SCORE
		TK	S	A	SK	YDS	TFL	YDS	QBH	NO	YDS	LG	TD	PD	FF	FR	YDS	TK	S	A	FF	FR	S	A	
09/07 TITANS	P	0	0	0	0.0	0.0	0	0	0	0	0	0	0	0	0	0	0	0	0	0	0	0	0	L	10-26
09/14 at Broncos	P	0	0	0	0.0	0.0	0	0	0	0	0	0	0	0	0	0	0	0	0	0	0	0	0	L	17-24
09/21 at Dolphins	P	1	1	0	0.0	0.0	0	0	0	0	0	0	0	1	0	0	0	0	0	0	0	0	0	W	34-15
09/29 PATRIOTS	P	0	0	0	0.0	0.0	0	0	0	0	0	0	0	0	0	0	0	0	0	0	0	0	0	W	41-14
10/05 at 49ers	P	0	0	0	0.0	0.0	0	0	0	0	0	0	0	0	0	0	0	0	0	0	0	0	0	L	17-22
10/19 at Chargers	P	0	0	0	0.0	0.0	0	0	0	0	0	0	0	0	0	0	0	0	0	0	0	0	0	W	23-20
10/26 RAMS	P	3	2	1	0.5	2.0	0	0	1	0	0	0	0	0	0	0	0	0	0	0	0	0	0	W	34-7
11/02 JETS	P	0	0	0	0.0	0.0	0	0	0	0	0	0	0	0	0	0	0	0	0	0	0	0	0	W	24-10
11/09 at Bills	P	0	0	0	0.0	0.0	0	0	0	0	0	0	0	0	0	0	0	0	0	0	0	0	0	W	17-13
11/16 SEAHAWKS	P	0	0	0	0.0	0.0	0	0	0	0	0	0	0	0	0	0	0	0	0	0	0	0	0	W	24-20
11/20 at Raiders	P	0	0	0	0.0	0.0	0	0	0	0	0	0	0	0	0	0	0	0	0	0	0	0	0	L	20-24
11/30 BRONCOS	P	0	0	0	0.0	0.0	0	0	0	0	0	0	0	0	0	0	0	0	0	0	0	0	0	L	16-29
12/07 at Cardinals	P	0	0	0	0.0	0.0	0	0	0	0	0	0	0	0	0	0	0	0	0	0	0	0	0	L	14-17
12/14 RAIDERS	P	3	1	2	0.5	4.5	0	0	2	0	0	0	0	0	0	0	0	0	0	0	0	0	0	W	31-13
12/21 at Steelers	P	0	0	0	0.0	0.0	0	0	1	0	0	0	0	0	0	0	0	0	0	0	0	0	0	L	12-20
12/28 CHARGERS	P	1	0	1	0.5	3.5	0	0	1	0	0	0	0	0	0	0	0	0	0	0	0	0	0	W	19-7
2014 TOTALS	16-0	8	4	4	1.5	10.0	0	0	5	0	0	0	0	1	0	0	0	0	0	0	0	0	0	9-7	

2015 GAME-BY-GAME REGULAR SEASON STATISTICS (CHIEFS)

		TACKLES							INTERCEPTIONS					O. FUMB			ST				MISC														
DATE	OPPONENT	TK	S	A	SK	YDS	TFL	YDS	QBH	NO	YDS	LG	TD	PD	FF	FR	YDS	TK	S	A	FF	FR	S	A	W/L	SCORE									
09/13	at Texans	P	2	2	0	0.0	0.0	0	0	0	0	0	0	0	0	0	0	0	0	0	0	0	0	0	W	27-20									
09/17	BRONCOS	P	0	0	0	0.0	0.0	0	0	1	0	0	0	0	0	0	0	0	0	0	0	0	0	0	L	24-31									
09/28	at Packers	P	1	1	0	0.0	0.0	0	0	0	0	0	0	0	0	0	0	0	0	0	0	0	0	0	L	28-38									
10/04	at Bengals	P	0	0	0	0.0	0.0	0	0	0	0	0	0	0	0	0	0	0	0	0	0	0	0	0	L	21-36									
10/11	BEARS	P	2	1	1	0.0	0.0	0	0	0	0	0	0	0	0	0	0	0	0	0	0	0	0	0	L	17-18									
10/18	at Vikings	P	0	0	0	0.0	0.0	0	0	0	0	0	0	0	0	0	0	0	0	0	0	0	0	0	L	10-16									
10/25	STEELERS	P	2	2	0	0.0	0.0	0	0	0	0	0	0	0	0	0	0	0	0	0	0	0	0	0	W	23-13									
11/01	LIONS	P	2	2	0	0.0	0.0	0	0	0	0	0	0	0	1	0	0	0	0	0	0	0	0	0	W	45-10									
11/15	at Broncos	P	0	0	0	0.0	0.0	0	0	0	0	0	0	0	0	0	0	0	0	0	0	0	0	0	W	29-13									
11/22	at Chargers		INACTIVE																															W	33-3
11/29	BILLS		INACTIVE																															W	30-22
12/06	at Raiders	S	1	1	0	0.0	0.0	0	0	1	0	0	0	0	0	0	0	0	0	0	0	0	0	0	W	34-20									
12/13	CHARGERS	S	7	7	0	3.0	17.0	3	17	3	0	0	0	0	1	0	0	0	0	0	0	0	0	0	W	10-3									
12/20	at Ravens	S	2	2	0	0.0	0.0	1	2	1	0	0	0	0	0	0	0	0	0	0	0	0	0	0	W	34-14									
12/27	BROWNS	S	1	1	0	0.0	0.0	1	1	3	0	0	0	0	0	0	0	0	0	0	0	0	0	0	W	17-13									
01/03	RAIDERS	S	3	2	1	1.0	8.0	1	8	1	0	0	0	0	0	0	0	0	0	0	0	0	0	0	W	23-17									
2015 TOTALS		14-5	23	21	2	4.0	25.0	6	28	10	0	0	0	0	2	0	0	0	0	0	0	0	0	0	11-5										

2016 GAME-BY-GAME REGULAR SEASON STATISTICS (CHIEFS)

		TACKLES								INTERCEPTIONS					O. FUMB			ST				MISC				
DATE	OPPONENT	TK	S	A	SK	YDS	TFL	YDS	QBH	NO	YDS	LG	TD	PD	FF	FR	YDS	TKS	A	FF	FR	S	A	W/L	SCORE	
09/11	CHARGERS	S	4	4	0	1.0	10.0	1	10	1	0	0	0	0	0	0	0	0	0	0	0	0	0	W	33-27+	
09/18	at Texans	S	3	2	1	0.0	0.0	0	0	1	0	0	0	0	1	0	0	0	0	0	0	0	0	L	12-19	
09/25	JETS	S	1	1	0	0.0	0.0	0	0	0	0	0	0	0	0	0	0	0	0	0	0	0	0	W	24-3	
10/02	at Steelers	S	6	2	4	0.5	2.5	0	0	1	0	0	0	0	0	0	0	0	0	0	0	0	0	L	14-43	
10/16	at Raiders	S	5	4	1	2.0	4.0	2	7	2	0	0	0	0	0	1	0	0	0	0	0	0	0	W	26-10	
10/23	SAINTS	S	1	0	1	0.0	0.0	0	0	0	0	0	0	0	0	0	0	0	0	0	0	0	0	W	27-21	
10/30	at Colts	S	5	3	2	3.5	21.0	3	16	4	0	0	0	0	0	0	0	0	0	0	0	0	0	W	30-14	
11/06	JAGUARS	S	3	3	0	2.0	8.0	2	8	3	0	0	0	0	0	0	0	0	0	0	0	0	0	W	19-14	
11/13	at Panthers	S	3	2	1	1.0	7.0	2	9	2	0	0	0	0	1	0	0	0	0	0	0	0	0	W	20-17	
11/20	BUCCANEERS	S	1	1	0	0.0	0.0	1	1	0	0	0	0	0	0	0	0	0	0	0	0	0	0	L	17-19	
11/27	at Broncos									INACTIVE															W	30-27+
12/04	at Falcons	P	1	0	1	0.0	0.0	0	0	0	0	0	0	0	0	0	0	0	0	0	0	0	0	W	29-28	
12/08	RAIDERS	S	3	1	2	0.0	0.0	0	0	0	0	0	0	0	0	0	0	0	0	0	0	0	0	W	21-13	
12/18	TITANS	S	0	0	0	0.0	0.0	0	0	0	0	0	0	0	0	0	0	0	0	0	0	0	0	L	17-19	
12/25	BRONCOS	S	2	2	0	0.0	0.0	1	3	3	0	0	0	0	0	0	0	0	0	0	0	0	0	W	33-10	
01/01	at Chargers	S	0	0	0	0.0	0.0	0	0	0	0	0	0	0	0	0	0	0	0	0	0	0	0	W	37-27	
2016 TOTALS		15-14	38	25	13	10.0	52.5	12	54	17	0	0	0	0	2	1	0	0	0	0	0	0	0	12-4		

+ - Overtime

2017 GAME-BY-GAME REGULAR SEASON STATISTICS (CHIEFS)

DATE OPPONENT		TACKLES							INTERCEPTIONS					O. FUMB			ST				MISC		W/L	SCORE		
		TK	S	A	SK	YDS	TFL	YDS	QBH	NO	YDS	LG	TD	PD	FF	FR	YDS	TK	S	A	FF	FR			S	A
09/07 at Patriots	S	4	4	0	0.0	0.0	0	0	1	0	0	0	0	0	1	0	0	0	0	0	0	0	0	0	W	42-27
09/17 EAGLES	S	2	2	0	1.0	9.0	1	9	2	0	0	0	0	1	0	0	0	0	0	0	0	0	0	0	W	27-20
09/24 at Chargers	S	1	1	0	0.0	0.0	0	0	2	0	0	0	0	0	0	0	0	0	0	0	0	0	0	0	W	24-10
10/02 REDSKINS		INACTIVE																					W	29-20		
10/08 at Texans		INACTIVE																					W	42-34		
10/15 STEELERS	S	4	2	2	1.0	7.0	2	10	1	0	0	0	0	0	0	0	0	0	0	0	0	0	0	0	L	13-19
10/19 at Raiders	S	1	1	0	0.0	0.0	0	0	1	0	0	0	0	0	0	0	0	0	0	0	0	0	0	0	L	30-31
10/30 BRONCOS	S	1	1	0	0.0	0.0	1	1	0	0	0	0	0	0	0	0	0	0	0	0	0	0	0	0	W	29-19
11/05 at Cowboys		INACTIVE																					L	17-28		
11/19 at Giants		INACTIVE																					L	9-12+		
11/26 BILLS		INACTIVE																					L	10-16		
12/03 at Jets		INACTIVE																					L	31-38		
12/10 RAIDERS		RESERVE/INJURED																					W	26-15		
12/16 CHARGERS		RESERVE/INJURED																					W	30-13		
12/24 DOLPHINS		RESERVE/INJURED																					W	29-13		
12/31 at Broncos		RESERVE/INJURED																					W	27-24		
2017 TOTALS	6-6	13	11	2	2.0	16.0	4	20	7	0	0	0	0	1	1	0	0	0	0	0	0	0	0	10-6		

+ - Overtime

2018 GAME-BY-GAME REGULAR SEASON STATISTICS (CHIEFS)

DATE OPPONENT		TACKLES							INTERCEPTIONS					O. FUMB			ST				MISC		W/L	SCORE	
		TK	S	A	SK	YDS	TFL	YDS	QBH	NO	YDS	LG	TD	PD	FF	FR	YDS	TK	S	A	FF	FR			S
09/09 at Chargers	S	4	4	0	1.0	6.0	1	6	4	0	0	0	0	0	0	0	0	0	0	0	0	0	0	W	38-28
09/16 at Steelers	S	2	2	0	0.0	0.0	0	0	1	0	0	0	0	0	0	0	0	0	0	0	0	0	0	W	42-37
09/23 49ERS	S	1	1	0	1.0	7.0	1	7	1	0	0	0	0	0	0	0	0	0	0	0	0	0	0	W	38-27
10/01 at Broncos	S	3	3	0	1.0	2.0	1	2	3	0	0	0	0	0	0	0	0	0	0	0	0	0	0	W	27-23
10/07 JAGUARS	S	5	4	1	1.0	8.0	0	0	3	0	0	0	0	1	1	0	0	0	0	0	0	0	0	W	30-14
10/14 at Patriots	S	1	0	1	0.0	0.0	0	0	0	0	0	0	0	0	0	0	0	0	0	0	0	0	0	L	40-43
10/21 BENGALS	S	2	2	0	1.0	2.0	1	2	1	0	0	0	0	0	1	0	0	0	0	0	0	0	0	W	45-10
10/28 BRONCOS	S	5	4	1	3.0	19.0	0	0	3	0	0	0	0	0	2	0	0	0	0	0	0	0	0	W	30-23
11/04 at Browns	S	1	1	0	0.0	0.0	0	0	0	0	0	0	0	0	0	0	0	0	0	0	0	0	0	W	37-21
11/11 CARDINALS	S	6	4	2	1.0	7.0	3	34	4	0	0	0	0	0	0	0	0	0	0	0	0	0	0	W	26-14
11/19 at Rams	S	2	2	0	0.0	0.0	0	0	1	0	0	0	0	0	1	0	0	0	0	0	0	0	0	L	51-54
12/02 at Raiders	S	5	3	2	1.5	6.0	1	2	3	0	0	0	0	0	1	0	0	0	0	0	0	0	0	W	40-33
2018 TOTALS	12-12	37	30	7	10.5	57.0	8	53	24	0	0	0	0	1	6	0	0	0	0	0	0	0	0	10-2	

2015 GAME-BY-GAME POSTSEASON STATISTICS (CHIEFS)

DATE OPPONENT		TACKLES							INTERCEPTIONS					O. FUMB			ST					MISC		W/L	SCORE	
		TK	S	A	SK	YDS	TFL	YDS	QBH	NO	YDS	LG	TD	PD	FF	FR	YDS	TK	S	A	FF	FR	S			A
01/09 at Texans	P	3	3	0	0.0	0.0	1	5	0	0	0	0	0	0	0	0	0	0	0	0	0	0	0	0	W	30-0
01/16 at Patriots	S	3	3	0	0.0	0.0	1	3	1	0	0	0	0	0	0	0	0	0	0	0	0	0	0	0	L	20-27
2015 TOTALS	2-1	6	6	0	0.0	0.0	2	8	1	0	0	0	0	0	0	0	0	0	0	0	0	0	0	0	1-1	

2016 GAME-BY-GAME POSTSEASON STATISTICS (CHIEFS)

		TACKLES							INTERCEPTIONS					O. FUMB			ST				MISC					
DATE OPPONENT		TK	S	A	SK	YDS	TFL	YDS	QBH	NO	YDS	LG	TD	PD	FF	FR	YDS	TK	S	A	FF	FR	S	A	W/L	SCORE
01/15	STEELERS	S	3	1	2	0.5	3.0	0	0	1	0	0	0	0	0	0	0	0	0	0	0	0	0	0	L	16-18
2016 TOTALS		1-1	3	1	2	0.5	3.0	0	0	1	0	0	0	0	0	0	0	0	0	0	0	0	0	0	0-1	

2017 GAME-BY-GAME POSTSEASON STATISTICS (CHIEFS)

	TACKLES								INTERCEPTIONS				O. FUMB			ST				MISC					
DATE OPPONENT	TK	S	A	SK	YDS	TFL	YDS	QBH	NO	YDS	LG	TD	PD	FF	FR	YDS	TK	S	A	FF	FR	S	A	W/L	SCORE
01/06 TITANS									RESERVE/INJURED													L	21-22		
2017 TOTALS	0	0	0	0.0	0.0	0	0	0	0	0	0	0	0	0	0	0	0	0	0	0	0	0	0	0-1	



KENDALL FULLER

CORNERBACK

23



3RD SEASON

1ST YEAR WITH THE CHIEFS

COLLEGE: VIRGINIA TECH

BIRTHDAY
02/13/95

HEIGHT
5'11"

WEIGHT
198

ACQUIRED
T (WAS)-18

Third-year cornerback enters his first season with Kansas City in 2018 after spending two seasons with the Washington Redskins.

Joined Kansas City as part of a trade that sent QB Alex Smith to Washington.

At 22 years old on the final day of the 2017 calendar year, became the youngest member of the Redskins to record at least four interceptions in a season since Sean Taylor's four-interception season at 21 years of age in 2004, according to records provided by Pro Football Reference.

Made his NFL debut in the Redskins' win over Cleveland (10/2/16), recording eight tackles (seven solo).

Originally entered the NFL as a third-round pick (84th overall) by the Washington Redskins in the 2016 NFL Draft.

Career Highlights:

Recorded first start with the Chiefs in Week 1 of the 2018 season at Los Angeles Chargers (9/9/18).

Logged first interception in a Chiefs uniform vs. Denver (10/28/18).

Posted career-highs in interceptions (4) and passes defended (10), tying with Redskins S D.J. Swearinger for most interceptions on the team in 2017.

Allowed a 55.0 passer rating when covering the slot in 2017. This ranked as the lowest mark in the NFL during the 2017 season.

Transactions:

Traded to Kansas City from Washington (3/14/18) ... Originally entered the NFL as a third-round pick (84th overall) by the Washington Redskins in the 2016 NFL Draft.

COLLEGE

Played collegiately at Virginia Tech from 2013-15, starting in 28 of the 29 games in which he appeared ... Compiled 119 career tackles (73 solo), 27 pass breakups, eight interceptions (one returned for a touchdown), two forced fumbles and two fumbles recoveries ... Limited by a knee injury to three games as a junior in 2015, posting seven tackles and 1.0 sack ... As a sophomore in 2014 posted 54 tackles (32 solo), 2.0 sacks and two interceptions in 13 games (all starts) and was a first-team All-ACC selection ... Also earned second-team All-American honors from the Football Writers Association of America and USA Today in 2014 ... Was named the ACC Defensive Rookie of the Year as a freshman in 2013 after posting 58 tackles (38 solo), six interceptions, a forced fumble and one fumble recovery ... Earned first-team freshman All-American selections from the FWAA, Sporting News, 247Sports and College Football News.

PERSONAL

Attended Our Lady of Good Counsel in Olney, Md., where he played football and ran track.

As a senior, he was named the Gatorade Player of the Year for the state of Maryland, was selected to the U.S. Army All-American Game and was the U.S. Army All-American Defensive Player of the Year and was named All-Met Offensive Player of the Year by the Washington Post.

During his senior year he totaled 44 receptions for 695 yards and seven touchdowns on offense, and three interceptions, eight pass breakups, 28 tackles and 1.0 sack on defense.

Was selected first-team All-WCAC his senior year.

He is the youngest of four brothers to play in the NFL. With his NFL debut the Fuller family joined the Browners - Ross, Jim, Joey and Keith - as the only other set of four brothers to all play in the NFL.

His three older brothers also played for Virginia Tech - Vincent, Corey and Kyle. Vincent played seven years (2005-11) for the Tennessee Titans and Detroit Lions. Corey played for the Detroit Lions and the New Orleans Saints (2013-17). Kyle was drafted in the first round of the 2014 NFL Draft by the Chicago Bears.

KENDALL FULLER - NFL REGULAR SEASON STATISTICS

		TACKLES								INTERCEPTIONS						O. FUMB				ST				MISC			
DATE	TEAM	GP	GS	TK	S	A	TFL	YDS	SK	YDS	QBH	NO	YDS	LG	TD	PD	FF	FR	YDS	TK	S	A	FF	FR	S	A	
2016	Redskins	13	6	40	32	8	0	0	0.0	0.0	1	0	0	0	0	2	0	0	0	2	0	2	0	0	0	0	
2017	Redskins	16	6	54	42	12	2	5	0.0	0.0	0	4	4	3	0	10	1	0	0	1	1	0	0	0	0	0	
2018	Chiefs	12	12	61	49	12	1	1	0.0	0.0	0	1	0	0	0	7	1	0	0	0	0	0	0	0	0	0	
NFL TOTALS		41	24	155	123	32	3	6	0.0	0.0	1	5	4	3	0	19	2	0	0	3	1	2	0	0	0	0	

SINGLE-GAME HIGHS: DEFENSIVE

Total Tackles	8 at Oakland Raiders, Dec 02, 2018 8 vs. Arizona Cardinals, Dec 17, 2017 8 vs. Cleveland Browns, Oct 02, 2016 7 vs. Jacksonville Jaguars, Oct 07, 2018 ...4 more at 7.	Interceptions	1 vs. Denver Broncos, Oct 28, 2018 1 vs. New York Giants, Nov 23, 2017 1 at Seattle Seahawks, Nov 05, 2017 ...2 more at 1.
Passes Defensed	2 at Pittsburgh Steelers, Sep 16, 2018 2 vs. Arizona Cardinals, Dec 17, 2017 2 vs. San Francisco 49ers, Oct 15, 2017 1 at Los Angeles Rams, Nov 19, 2018 ...12 more at 1.	Interception Return Yards	3 vs. San Francisco 49ers, Oct 15, 2017 1 vs. New York Giants, Nov 23, 2017
Forced Fumbles	1 at Oakland Raiders, Dec 02, 2018 1 vs. Oakland Raiders, Sep 24, 2017	Special Teams Tackles	1 vs. Minnesota Vikings, Nov 12, 2017 1 vs. Green Bay Packers, Nov 20, 2016 1 vs. Minnesota Vikings, Nov 13, 2016
Tackles For Loss	1 at Los Angeles Rams, Nov 19, 2018 1 at Los Angeles Rams, Sep 17, 2017 1 vs. Philadelphia Eagles, Sep 10, 2017		

2016 GAME-BY-GAME REGULAR SEASON STATISTICS (REDSKINS)

		TACKLES								INTERCEPTIONS					O. FUMB			ST				MISC				
DATE OPPONENT		TK	S	A	SK	YDS	TFL	YDS	QBH	NO	YDS	LG	TD	PD	FF	FR	YDS	TK	S	A	FF	FR	S	A	W/L	SCORE
09/12 STEELERS		INACTIVE																							L	16-38
09/18 COWBOYS		INACTIVE																							L	23-27
09/25 at Giants		INACTIVE																							W	29-27
10/02 BROWNS	S	8	7	1	0.0	0.0	0	0	0	0	0	0	0	0	0	0	0	0	0	0	0	0	0	0	W	31-20
10/09 at Ravens	P	3	3	0	0.0	0.0	0	0	0	0	0	0	0	1	0	0	0	0	0	0	0	0	0	0	W	16-10
10/16 EAGLES	S	3	1	2	0.0	0.0	0	0	0	0	0	0	0	0	0	0	0	0	0	0	0	0	0	0	W	27-20
10/23 at Lions	S	0	0	0	0.0	0.0	0	0	0	0	0	0	0	0	0	0	0	0	0	0	0	0	0	0	L	17-20
10/30 at Bengals	P	7	7	0	0.0	0.0	0	0	1	0	0	0	0	0	0	0	0	0	0	0	0	0	0	0	L	27-27
11/13 VIKINGS	P	5	4	1	0.0	0.0	0	0	0	0	0	0	0	1	0	0	0	1	0	1	0	0	0	0	W	26-20
11/20 PACKERS	S	3	2	1	0.0	0.0	0	0	0	0	0	0	0	0	0	0	0	1	0	1	0	0	0	0	W	42-24
11/24 at Cowboys	S	5	5	0	0.0	0.0	0	0	0	0	0	0	0	0	0	0	0	0	0	0	0	0	0	0	L	26-31
12/04 at Cardinals	S	3	2	1	0.0	0.0	0	0	0	0	0	0	0	0	0	0	0	0	0	0	0	0	0	0	L	23-31
12/11 at Eagles	P	0	0	0	0.0	0.0	0	0	0	0	0	0	0	0	0	0	0	0	0	0	0	0	0	0	W	27-22
12/19 PANTHERS	P	1	0	1	0.0	0.0	0	0	0	0	0	0	0	0	0	0	0	0	0	0	0	0	0	0	L	15-26
12/24 at Bears	P	2	1	1	0.0	0.0	0	0	0	0	0	0	0	0	0	0	0	0	0	0	0	0	0	0	W	41-21
01/01 GIANTS	P	0	0	0	0.0	0.0	0	0	0	0	0	0	0	0	0	0	0	0	0	0	0	0	0	0	L	10-19
2016 TOTALS		13-6	40	32	8	0.0	0.0	0	0	1	0	0	0	0	2	0	0	0	2	0	2	0	0	0	0	8-8

2017 GAME-BY-GAME REGULAR SEASON STATISTICS (REDSKINS)

DATE	OPPONENT	P	TACKLES							INTERCEPTIONS					O. FUMB			ST					MISC			W/L	SCORE
			TK	S	A	SK	YDS	TFL	YDS	QBH	NO	YDS	LG	TD	PD	FF	FR	YDS	TK	S	A	FF	FR	S	A	W/L	
09/10	EAGLES	P	5	4	1	0.0	0.0	1	1	0	0	0	0	0	1	0	0	0	0	0	0	0	0	0	0	L	17-30
09/17	at Rams	S	4	4	0	0.0	0.0	1	4	0	0	0	0	0	0	0	0	0	0	0	0	0	0	0	0	W	27-20
09/24	RAIDERS	P	3	1	2	0.0	0.0	0	0	0	1	0	0	0	1	1	0	0	0	0	0	0	0	0	0	W	27-10
10/02	at Chiefs	S	2	2	0	0.0	0.0	0	0	0	0	0	0	0	0	0	0	0	0	0	0	0	0	0	0	L	20-29
10/15	49ERS	P	1	1	0	0.0	0.0	0	0	0	1	3	3	0	2	0	0	0	0	0	0	0	0	0	0	W	26-24
10/23	at Eagles	S	4	4	0	0.0	0.0	0	0	0	0	0	0	0	0	0	0	0	0	0	0	0	0	0	0	L	24-34
10/29	COWBOYS	S	3	1	2	0.0	0.0	0	0	0	0	0	0	0	0	0	0	0	0	0	0	0	0	0	0	L	19-33
11/05	at Seahawks	P	4	3	1	0.0	0.0	0	0	0	1	0	0	0	1	0	0	0	0	0	0	0	0	0	0	W	17-14
11/12	VIKINGS	S	3	2	1	0.0	0.0	0	0	0	0	0	0	0	0	0	0	0	1	1	0	0	0	0	0	L	30-38
11/19	at Saints	P	7	5	2	0.0	0.0	0	0	0	0	0	0	0	0	0	0	0	0	0	0	0	0	0	0	L	31-34+
11/23	GIANTS	P	0	0	0	0.0	0.0	0	0	0	1	1	1	0	1	0	0	0	0	0	0	0	0	0	0	W	20-10
11/30	at Cowboys	P	4	3	1	0.0	0.0	0	0	0	0	0	0	0	0	0	0	0	0	0	0	0	0	0	0	L	14-38
12/10	at Chargers	P	2	2	0	0.0	0.0	0	0	0	0	0	0	0	0	0	0	0	0	0	0	0	0	0	0	L	13-30
12/17	CARDINALS	P	8	6	2	0.0	0.0	0	0	0	0	0	0	0	2	0	0	0	0	0	0	0	0	0	0	W	20-15
12/24	BRONCOS	P	2	2	0	0.0	0.0	0	0	0	0	0	0	0	1	0	0	0	0	0	0	0	0	0	0	W	27-11
12/31	at Giants	S	2	2	0	0.0	0.0	0	0	0	0	0	0	0	1	0	0	0	0	0	0	0	0	0	0	L	10-18
2017 TOTALS			16-6	54	42	12	0.0	0.0	2	5	0	4	4	3	0	10	1	0	0	1	1	0	0	0	0	0	7-9

+ - Overtime

2018 GAME-BY-GAME REGULAR SEASON STATISTICS (CHIEFS)

DATE	OPPONENT	P	TACKLES							INTERCEPTIONS					O. FUMB			ST					MISC			W/L	SCORE
			TK	S	A	SK	YDS	TFL	YDS	QBH	NO	YDS	LG	TD	PD	FF	FR	YDS	TK	S	A	FF	FR	S	A	W/L	
09/09	at Chargers	S	6	3	3	0.0	0.0	0	0	0	0	0	0	0	0	0	0	0	0	0	0	0	0	0	0	W	38-28
09/16	at Steelers	S	7	6	1	0.0	0.0	0	0	0	0	0	0	0	2	0	0	0	0	0	0	0	0	0	0	W	42-37
09/23	49ERS	S	5	3	2	0.0	0.0	0	0	0	0	0	0	0	0	0	0	0	0	0	0	0	0	0	0	W	38-27
10/01	at Broncos	S	7	7	0	0.0	0.0	0	0	0	0	0	0	0	1	0	0	0	0	0	0	0	0	0	0	W	27-23
10/07	JAGUARS	S	7	6	1	0.0	0.0	0	0	0	0	0	0	0	0	0	0	0	0	0	0	0	0	0	0	W	30-14
10/14	at Patriots	S	3	2	1	0.0	0.0	0	0	0	0	0	0	0	0	0	0	0	0	0	0	0	0	0	0	L	40-43
10/21	BENGALS	S	3	3	0	0.0	0.0	0	0	0	0	0	0	0	1	0	0	0	0	0	0	0	0	0	0	W	45-10
10/28	BRONCOS	S	5	3	2	0.0	0.0	0	0	0	1	0	0	0	1	0	0	0	0	0	0	0	0	0	0	W	30-23
11/04	at Browns	S	2	2	0	0.0	0.0	0	0	0	0	0	0	0	1	0	0	0	0	0	0	0	0	0	0	W	37-21
11/11	CARDINALS	S	5	4	1	0.0	0.0	0	0	0	0	0	0	0	0	0	0	0	0	0	0	0	0	0	0	W	26-14
11/19	at Rams	S	3	3	0	0.0	0.0	1	1	0	0	0	0	0	1	0	0	0	0	0	0	0	0	0	0	L	51-54
12/02	at Raiders	S	8	7	1	0.0	0.0	0	0	0	0	0	0	0	0	1	0	0	0	0	0	0	0	0	0	W	40-33
2018 TOTALS			12-12	61	49	12	0.0	0.0	1	1	0	1	0	0	0	7	1	0	0	0	0	0	0	0	0	0	10-2



DILLON GORDON

TACKLE

64



2ND SEASON

2ND YEAR WITH THE CHIEFS

COLLEGE: LSU

BIRTHDAY
09/02/93

HEIGHT
6'4"

WEIGHT
322

ACQUIRED
FA-17

- Second-year tackle enters his second season with the Chiefs in 2018.
- Made his NFL debut at Baltimore (12/18/16) with the Eagles, seeing action on offense as an extra offensive lineman and at fullback, as well as on special teams.
- Originally entered the NFL as an undrafted free agent with the Eagles (5/5/16).

Transactions:

Signed to Kansas City's active roster from the practice squad (1/8/18) ... Signed to Kansas City's practice squad (12/12/17) ... Released by Philadelphia (12/8/17) ... Signed to Philadelphia's practice squad (9/3/17) ... Released by Philadelphia (9/2/17) ... Originally entered the NFL as an undrafted free agent with the Philadelphia Eagles in 2016.

COLLEGE

Played in 42 games (28 starts) during his four-year career at LSU and totaled seven catches for 96 yards (13.7 avg.) ... Served predominantly as a blocking tight end in the Tigers offense ... Started all 13 games at TE as a junior in 2014 and helped LSU rush for 2,919 yards, marking the fifth-highest single-season rushing total in school history.

PERSONAL

- Prepped at John Curtis (La.) High School where he earned class 2A first-team all-state honors as a senior in 2011.
- Helped John Curtis to its 24th state title in 2011.
- Caught seven passes for 122 yards and a pair of touchdowns on offense, and had 12 tackles and 3.0 sacks on defense as a senior.
- Majored in sports administration at LSU.

DILLON GORDON - NFL REGULAR SEASON STATISTICS

DATE TEAM GP GS

2016 Eagles 1 0
2017 Eagles 0 0

Went from **Eagles** to **Chiefs**.

2017 Chiefs 0 0
2018 Chiefs 0 0

NFL 1 0
TOTALS

DILLON GORDON - NFL POSTSEASON STATISTICS

DATE TEAM GP GS

2017 Chiefs 0 0

NFL 0 0
TOTALS



2016 GAME-BY-GAME REGULAR SEASON STATISTICS (EAGLES)

DATE	OPPONENT	P/S		W/L	SCORE
09/11	BROWNS		INACTIVE	W	29-10
09/19	at Bears		INACTIVE	W	29-14
09/25	STEELERS		INACTIVE	W	34-3
10/09	at Lions		INACTIVE	L	23-24
10/16	at Redskins		INACTIVE	L	20-27
10/23	VIKINGS		INACTIVE	W	21-10
10/30	at Cowboys		INACTIVE	L	23-29+
11/06	at Giants		INACTIVE	L	23-28
11/13	FALCONS		INACTIVE	W	24-15
11/20	at Seahawks		INACTIVE	L	15-26
11/28	PACKERS		INACTIVE	L	13-27
12/04	at Bengals		INACTIVE	L	14-32
12/11	REDSKINS		INACTIVE	L	22-27
12/18	at Ravens	P		L	26-27
12/22	GIANTS		INACTIVE	W	24-19
01/01	COWBOYS		INACTIVE	W	27-13
2016 TOTALS		1-0		7-9	

+ - Overtime

2017 GAME-BY-GAME REGULAR SEASON STATISTICS (EAGLES/CHIEFS)

DATE	OPPONENT	P/S		W/L	SCORE
09/10	at Redskins		PRACTICE SQUAD	W	30-17
09/17	at Chiefs		NOT ON ROSTER	L	20-27
09/24	GIANTS		PRACTICE SQUAD	W	27-24
10/01	at Chargers		NOT ON ROSTER	W	26-24
10/08	CARDINALS		PRACTICE SQUAD	W	34-7
10/12	at Panthers		PRACTICE SQUAD	W	28-23
10/23	REDSKINS		PRACTICE SQUAD	W	34-24
10/29	49ERS		PRACTICE SQUAD	W	33-10
11/05	BRONCOS		PRACTICE SQUAD	W	51-23
11/19	at Cowboys		PRACTICE SQUAD	W	37-9
11/26	BEARS		PRACTICE SQUAD	W	31-3
12/03	at Seahawks		PRACTICE SQUAD	L	10-24
12/10	at Rams		NOT ON ROSTER	W	43-35
			Went from Eagles to Chiefs .		
12/16	CHARGERS		PRACTICE SQUAD	W	30-13
12/24	DOLPHINS		PRACTICE SQUAD	W	29-13
12/31	at Broncos		PRACTICE SQUAD	W	27-24
2017 TOTALS		0-0		14-2	

2018 GAME-BY-GAME REGULAR SEASON STATISTICS (CHIEFS)

DATE	OPPONENT	P/S		W/L	SCORE
09/09	at Chargers		RESERVE/INJURED	W	38-28
09/16	at Steelers		RESERVE/INJURED	W	42-37
09/23	49ERS		RESERVE/INJURED	W	38-27
10/01	at Broncos		RESERVE/INJURED	W	27-23
10/07	JAGUARS		RESERVE/INJURED	W	30-14
10/14	at Patriots		RESERVE/INJURED	L	40-43
10/21	BENGALS		RESERVE/INJURED	W	45-10
10/28	BRONCOS		RESERVE/INJURED	W	30-23
11/04	at Browns		RESERVE/INJURED	W	37-21
11/11	CARDINALS		RESERVE/INJURED	W	26-14
11/19	at Rams		RESERVE/INJURED	L	51-54
12/02	at Raiders		RESERVE/INJURED	W	40-33
2018 TOTALS		0-0		10-2	

2017 GAME-BY-GAME POSTSEASON STATISTICS (CHIEFS)

DATE	OPPONENT	P/S		W/L	SCORE
01/06	TITANS		PRACTICE SQUAD	L	21-22
2017 TOTALS		0-0		0-1	



JUSTIN HAMILTON

DEFENSIVE TACKLE

74



2ND SEASON

2ND YEAR WITH THE CHIEFS

COLLEGE: LOUISIANA

BIRTHDAY
07/27/93

HEIGHT
6'2"

WEIGHT
315

ACQUIRED
FA-17

- Second-year defensive tackle enters his second season with the Chiefs in 2018.
- Saw action in three games with the Philadelphia Eagles, making two tackles and 0.5 sacks in 2017.
- Made his NFL debut against the Chargers on October 1, 2017.
- Originally entered the NFL as an undrafted free agent with the Buffalo Bills (5/4/15).

Transactions:

Signed by Kansas City (12/7/17) ... Signed to Philadelphia's practice squad (11/3/17) ... Released by Philadelphia (11/1/17) ... Signed to Philadelphia's active roster from the practice squad (9/30/17) ... Signed to Philadelphia's practice squad (9/18/17) ... Released by Philadelphia (9/16/17) ...

Signed to Philadelphia's practice squad (9/3/17) ... Released by Philadelphia (9/2/17) ... Signed by Philadelphia (1/23/17) ... Signed to Seattle's practice squad (10/18/16) ... Released by Seattle (9/13/16) ... Signed to Seattle's practice squad (9/6/16) ... Released by Seattle (9/4/16) ... Signed by Seattle (1/18/16) ... Signed to Seattle's practice squad (12/30/15) ... Released by Seattle (12/22/15) ... Signed to Seattle's practice squad (12/16/15) ... Released by Seattle (12/15/15) ... Signed to Seattle's practice squad (12/2/15) ... Released by Seattle (11/26/15) ... Signed to Seattle's practice squad (11/17/15) ... Released by Green Bay (11/10/15) ... Signed to Green Bay's practice squad (10/26/15) ... Released by Buffalo (8/31/15) ... Originally entered the NFL as an undrafted free agent with the Buffalo Bills in 2015.

COLLEGE

Three-year starter at Louisiana-Lafayette, where he totaled 102 tackles (71 solo), 14.0 sacks and four forced fumbles in 51 career games ... As a senior in 2014, produced career highs in sacks (5.0) and TFL (10.0) while adding 27 tackles (23 solo) and one fumble recovery in 13 games ... Registered a career-high 38 tackles (24 solo) in 13 contests as a junior in 2013, while also posting 9.0 TFL, 4.0 sacks and one forced fumble and one fumble recovery ... As a sophomore in 2012, collected 29 tackles (18 solo), 8.0 TFL, 3.0 sacks, and a career-high three forced fumbles in 12 games.

PERSONAL

- Started on the offensive and defensive lines at Natchez (Miss.) High School.
- First-team all-state choice as a senior.
- Played in the 24th annual Alabama-Mississippi All-Star Classic.
- Received Class 6A first team all-state honors by the Mississippi Association of Coaches as a senior.
- Recorded 32 knockdowns and graded 85 percent as an offensive lineman.
- As a defensive lineman, had 24 solo tackles, 16 assists, four TFL, 4.0 sacks, five quarterback hurries, two forced fumbles and one fumble recovery.
- Majored in kinesiology at Louisiana-Lafayette.

JUSTIN HAMILTON - NFL REGULAR SEASON STATISTICS

		TACKLES								INTERCEPTIONS							O. FUMB					ST				MISC			
DATE	TEAM	GP	GS	TK	S	A	TFL	YDS	SK	YDS	QBH	NO	YDS	LG	TD	PD	FF	FR	YDS	TK	S	A	FF	FR	S	A			
2015	Packers	0	0	0	0	0	0	0	0.0	0.0	0	0	0	0	0	0	0	0	0	0	0	0	0	0	0	0			
Went from Packers to Seahawks.																													
2015	Seahawks	0	0	0	0	0	0	0	0.0	0.0	0	0	0	0	0	0	0	0	0	0	0	0	0	0	0	0			
2016	Seahawks	0	0	0	0	0	0	0	0.0	0.0	0	0	0	0	0	0	0	0	0	0	0	0	0	0	0	0			
2017	Eagles	3	0	2	0	2	0	0	0.5	3.5	1	0	0	0	0	0	0	0	0	0	0	0	0	0	0	0			
Went from Eagles to Chiefs.																													
2017	Chiefs	1	1	1	1	0	0	0	0.0	0.0	0	0	0	0	0	0	0	0	0	0	0	0	0	0	0	0			
2018	Chiefs	0	0	0	0	0	0	0	0.0	0.0	0	0	0	0	0	0	0	0	0	0	0	0	0	0	0	0			
NFL TOTALS		4	1	3	1	2	0	0	0.5	3.5	1	0	0	0	0	0	0	0	0	0	0	0	0	0	0	0			

JUSTIN HAMILTON - NFL POSTSEASON STATISTICS

		TACKLES								INTERCEPTIONS						O. FUMB				ST				MISC			
DATE	TEAM	GP	GS	TK	S	A	TFL	YDS	SK	YDS	QBH	NO	YDS	LG	TD	PD	FF	FR	YDS	TK	S	A	FF	FR	S	A	
2015	Seahawks	0	0	0	0	0	0	0	0.0	0.0	0	0	0	0	0	0	0	0	0	0	0	0	0	0	0	0	
2016	Seahawks	0	0	0	0	0	0	0	0.0	0.0	0	0	0	0	0	0	0	0	0	0	0	0	0	0	0	0	
2017	Chiefs	1	0	1	1	0	0	0	0.0	0.0	0	0	0	0	0	0	0	0	0	0	0	0	0	0	0	0	
NFL TOTALS		1	0	1	1	0	0	0	0.0	0.0	0	0	0	0	0	0	0	0	0	0	0	0	0	0	0	0	

SINGLE-GAME HIGHS: DEFENSIVE

Total Tackles 2 at Carolina Panthers, Oct 12, 2017
1 at Denver Broncos, Dec 31, 2017

Sacks 0.5 at Carolina Panthers, Oct 12, 2017

SINGLE-GAME HIGHS - POSTSEASON: DEFENSIVE

Total Tackles 1 vs. Tennessee Titans, Jan 06, 2018

2015 GAME-BY-GAME REGULAR SEASON STATISTICS (PACKERS/SEAHAWKS)

	TACKLES								INTERCEPTIONS					O. FUMB			ST				MISC					
DATE OPPONENT	TK	S	A	SK	YDS	TFL	YDS	QBH	NO	YDS	LG	TD	PD	FF	FR	YDS	TK	S	A	FF	FR	S	A	W/L	SCORE	
09/13 at Bears									NOT ON ROSTER																W	31-23
09/20 SEAHAWKS									NOT ON ROSTER																W	27-17
09/28 CHIEFS									NOT ON ROSTER																W	38-28
10/04 at 49ers									NOT ON ROSTER																W	17-3
10/11 RAMS									NOT ON ROSTER																W	24-10
10/18 CHARGERS									NOT ON ROSTER																W	27-20
11/01 at Broncos									PRACTICE SQUAD																L	10-29
11/08 at Panthers									PRACTICE SQUAD																L	29-37
Went from Packers to Seahawks .																										
11/15 CARDINALS									NOT ON ROSTER																L	32-39
11/22 49ERS									PRACTICE SQUAD																W	29-13
11/29 STEELERS									NOT ON ROSTER																W	39-30
12/06 at Vikings									PRACTICE SQUAD																W	38-7
12/13 at Ravens									PRACTICE SQUAD																W	35-6
12/20 BROWNS									PRACTICE SQUAD																W	30-13
12/27 RAMS									NOT ON ROSTER																L	17-23
01/03 at Cardinals									PRACTICE SQUAD																W	36-6
2015 TOTALS	0	0	0	0.0	0.0	0	0	0	0	0	0	0	0	0	0	0	0	0	0	0	0	0	0	12-4		

2016 GAME-BY-GAME REGULAR SEASON STATISTICS (SEAHAWKS)

	TACKLES								INTERCEPTIONS				O. FUMB			ST				MISC						
DATE OPPONENT	TK	S	A	SK	YDS	TFL	YDS	QBH	NO	YDS	LG	TD	PD	FF	FR	YDS	TK	S	A	FF	FR	S	A	W/L	SCORE	
09/11 DOLPHINS									PRACTICE SQUAD																W	12-10
09/18 at Rams									NOT ON ROSTER																L	3-9
09/25 49ERS									NOT ON ROSTER																W	37-18
10/02 at Jets									NOT ON ROSTER																W	27-17
10/16 FALCONS									NOT ON ROSTER																W	26-24
10/23 at Cardinals									PRACTICE SQUAD																L	6-6+
10/30 at Saints									PRACTICE SQUAD																L	20-25
11/07 BILLS									PRACTICE SQUAD																W	31-25
11/13 at Patriots									PRACTICE SQUAD																W	31-24
11/20 EAGLES									PRACTICE SQUAD																W	26-15
11/27 at Buccaneers									PRACTICE SQUAD																L	5-14
12/04 PANTHERS									PRACTICE SQUAD																W	40-7
12/11 at Packers									PRACTICE SQUAD																L	10-38
12/15 RAMS									PRACTICE SQUAD																W	24-3
12/24 CARDINALS									PRACTICE SQUAD																L	31-34
01/01 at 49ers									PRACTICE SQUAD																W	25-23
2016 TOTALS	0	0	0	0	0	0	0	0	0	0	0	0	0	0	0	0	0	0	0	0	0	0	0	10-6		

+ - Overtime

2017 GAME-BY-GAME REGULAR SEASON STATISTICS (EAGLES/CHIEFS)

DATE OPPONENT		TACKLES							INTERCEPTIONS					O. FUMB			ST				MISC		W/L	SCORE	
		TK	S	A	SK	YDS	TFL	YDS	QBH	NO	YDS	LG	TD	PD	FF	FR	YDS	TK	S	A	FF	FR			S
09/10 at Redskins									PRACTICE SQUAD														W	30-17	
09/17 at Chiefs									NOT ON ROSTER														L	20-27	
09/24 GIANTS									PRACTICE SQUAD														W	27-24	
10/01 at Chargers	P	0	0	0	0.0	0.0	0	0	0	0	0	0	0	0	0	0	0	0	0	0	0	0	0	W	26-24
10/08 CARDINALS	P	0	0	0	0.0	0.0	0	0	0	0	0	0	0	0	0	0	0	0	0	0	0	0	0	W	34-7
10/12 at Panthers	P	2	0	2	0.5	3.5	0	0	1	0	0	0	0	0	0	0	0	0	0	0	0	0	0	W	28-23
10/23 REDSKINS									INACTIVE														W	34-24	
10/29 49ERS									INACTIVE														W	33-10	
11/05 BRONCOS									PRACTICE SQUAD														W	51-23	
11/19 at Cowboys									PRACTICE SQUAD														W	37-9	
11/26 BEARS									PRACTICE SQUAD														W	31-3	
12/03 at Seahawks									PRACTICE SQUAD														L	10-24	
		Went from Eagles to Chiefs .																							
12/10 RAIDERS									INACTIVE														W	26-15	
12/16 CHARGERS									INACTIVE														W	30-13	
12/24 DOLPHINS									INACTIVE														W	29-13	
12/31 at Broncos	S	1	1	0	0.0	0.0	0	0	0	0	0	0	0	0	0	0	0	0	0	0	0	0	0	W	27-24
2017 TOTALS		4-1	3	1	2	0.5	3.5	0	0	1	0	0	0	0	0	0	0	0	0	0	0	0	0	14-2	

2018 GAME-BY-GAME REGULAR SEASON STATISTICS (CHIEFS)

	TACKLES								INTERCEPTIONS				O. FUMB			ST				MISC					
DATE OPPONENT	TK	S	A	SK	YDS	TFL	YDS	QBH	NO	YDS	LG	TD	PD	FF	FR	YDS	TK	S	A	FF	FR	S	A	W/L	SCORE
09/09 at Chargers									INACTIVE												W	38-28			
09/16 at Steelers									INACTIVE												W	42-37			
09/23 49ERS									INACTIVE												W	38-27			
10/01 at Broncos									INACTIVE												W	27-23			
10/07 JAGUARS									INACTIVE												W	30-14			
10/14 at Patriots									INACTIVE												L	40-43			
10/21 BENGALS									INACTIVE												W	45-10			
10/28 BRONCOS									INACTIVE												W	30-23			
11/04 at Browns									INACTIVE												W	37-21			
11/11 CARDINALS									INACTIVE												W	26-14			
11/19 at Rams									INACTIVE												L	51-54			
12/02 at Raiders									INACTIVE												W	40-33			
2018 TOTALS	0	0	0	0	0	0	0	0	0	0	0	0	0	0	0	0	0	0	0	0	0	0	0	10-2	

2015 GAME-BY-GAME POSTSEASON STATISTICS (SEAHAWKS)

	TACKLES								INTERCEPTIONS				O. FUMB			ST					MISC				
DATE OPPONENT	TK	S	A	SK	YDS	TFL	YDS	QBH	NO	YDS	LG	TD	PD	FF	FR	YDS	TK	S	A	FF	FR	S	A	W/L	SCORE
01/10 at Vikings	PRACTICE SQUAD																						W	10-9	
01/17 at Panthers	PRACTICE SQUAD																						L	24-31	
2015 TOTALS	0	0	0	0.0	0.0	0	0	0	0	0	0	0	0	0	0	0	0	0	0	0	0	0	0	1-1	

2016 GAME-BY-GAME POSTSEASON STATISTICS (SEAHAWKS)

	TACKLES								INTERCEPTIONS				O. FUMB			ST				MISC					
DATE OPPONENT	TK	S	A	SK	YDS	TFL	YDS	QBH	NO	YDS	LG	TD	PD	FF	FR	YDS	TK	S	A	FF	FR	S	A	W/L	SCORE
01/07 LIONS									PRACTICE SQUAD															W	26-6
01/14 at Falcons									PRACTICE SQUAD															L	20-36
2016 TOTALS	0	0	0	0	0	0	0	0	0	0	0	0	0	0	0	0	0	0	0	0	0	0	0	1-1	

2017 GAME-BY-GAME POSTSEASON STATISTICS (CHIEFS)

		TACKLES							INTERCEPTIONS					O. FUMB			ST				MISC					
DATE	OPPONENT	TK	S	A	SK	YDS	TFL	YDS	QBH	NO	YDS	LG	TD	PD	FF	FR	YDS	TK	S	A	FF	FR	S	A	W/L	SCORE
01/06	TITANS	P	1	1	0	0.0	0.0	0	0	0	0	0	0	0	0	0	0	0	0	0	0	0	0	0	L	21-22
2017	TOTALS	1-0	1	1	0	0.0	0.0	0	0	0	0	0	0	0	0	0	0	0	0	0	0	0	0	0	0-1	



DEMETRIUS HARRIS

TIGHT END

84



5TH SEASON

6TH YEAR WITH THE CHIEFS

COLLEGE: UW-MILWAUKEE

BIRTHDAY
07/29/91

HEIGHT
6'7"

WEIGHT
230

ACQUIRED
CFA-13

📺 Fifth-year tight end enters his sixth season with the Chiefs in 2018.

📺 Owns four career touchdowns. Scored his second career touchdown on Sept. 25, 2016, versus the New York Jets when he recovered a second-quarter fumble on special teams and returned it 27 yards for a score. Scored his first touchdown of the 2018 season in Week 3 vs. San Francisco (9/23/18).

📺 Finished the 2014 season on Injured Reserve with an

ankle injury.

Transactions:

Signed with Kansas City (1/6/14) ... Placed on practice squad/injured list (12/15/13) ... Added to Kansas City's practice squad (9/1/13) ... Released by Kansas City (8/31/13) ... Signed as a rookie free agent with Kansas City (5/1/13).

COLLEGE

Played basketball for UW-Milwaukee serving as the team's power forward ... Originally signed on to play football at Arkansas State after high school but then decided to pursue his basketball career ... As a senior, he led the team in rebounding and finished ninth in the league in field goal shooting ... Played two seasons at Mineral Area Community College.

PERSONAL

📺 Attended Jacksonville (Ark.) High School where he was an all-state football and basketball player.

📺 Won a state title in basketball.

📺 Majored in information technology.

DEMETRIUS HARRIS - NFL REGULAR SEASON STATISTICS

DATE	TEAM	GP	GS	RECEIVING					RUSHING				
				NO.	YDS	AVG	LG	TD	NO.	YDS.	AVG.	LG	TD
2013	Chiefs	0	0	0	0	0.0	0	0	0	0	0.0	0	0
2014	Chiefs	8	3	3	20	6.7	10	0	0	0	0.0	0	0
2015	Chiefs	16	9	7	74	10.6	25	1	0	0	0.0	0	0
2016	Chiefs	16	11	17	123	7.2	13	1	0	0	0.0	0	0
2017	Chiefs	16	7	18	224	12.4	51	1	0	0	0.0	0	0
2018	Chiefs	11	2	9	136	15.1	35	3	0	0	0.0	0	0
NFL		67	32	54	577	10.7	51	6	0	0	0.0	0	0
TOTALS													

DEMETRIUS HARRIS - NFL POSTSEASON STATISTICS

DATE	TEAM	GP	GS	RECEIVING					RUSHING				
				NO.	YDS	AVG	LG	TD	NO.	YDS.	AVG.	LG	TD
2015	Chiefs	2	1	1	10	10.0	10	0	0	0	0.0	0	0
2016	Chiefs	1	0	0	0	0.0	0	0	0	0	0.0	0	0
2017	Chiefs	1	0	2	22	11.0	13	0	0	0	0.0	0	0
NFL		4	1	3	32	10.7	13	0	0	0	0.0	0	0
TOTALS													

DEMETRIUS HARRIS - NFL REGULAR SEASON RETURN STATISTICS

DATE TEAM	KICKOFF RETURNS					PUNT RETURNS					
	RET.	YDS.	AVG.	LG	TD	NO.	FC	YDS	AVG	LG	TD
2013 Chiefs	0	0	0.0	0	0	0	0	0	0.0	0	0
2014 Chiefs	0	0	0.0	0	0	0	0	0	0.0	0	0
2015 Chiefs	0	0	0.0	0	0	0	0	0	0.0	0	0
2016 Chiefs	1	19	19.0	19	0	0	0	0	0.0	0	0
2017 Chiefs	0	0	0.0	0	0	0	0	0	0.0	0	0
2018 Chiefs	1	11	11.0	11	0	0	0	0	0.0	0	0
NFL TOTALS	2	30	15.0	19	0	0	0	0	0.0	0	0

DEMETRIUS HARRIS - NFL POSTSEASON RETURN STATISTICS

DATE TEAM	KICKOFF RETURNS					PUNT RETURNS					
	RET.	YDS.	AVG.	LG	TD	NO.	FC	YDS	AVG	LG	TD
2015 Chiefs	0	0	0.0	0	0	0	0	0	0.0	0	0
2016 Chiefs	1	25	25.0	25	0	0	0	0	0.0	0	0
2017 Chiefs	0	0	0.0	0	0	0	0	0	0.0	0	0
NFL TOTALS	1	25	25.0	25	0	0	0	0	0.0	0	0

SINGLE-GAME HIGHS: RUSHING/RECEIVING

Receptions	6 vs. Denver Broncos, Dec 25, 2016 4 vs. Miami Dolphins, Dec 24, 2017 3 at Oakland Raiders, Dec 02, 2018 3 at Denver Broncos, Dec 31, 2017 3 at Houston Texans, Oct 08, 2017 ...1 more at 3.	Kickoff Return Yards	19 vs. New Orleans Saints, Oct 23, 2016 11 vs. Jacksonville Jaguars, Oct 07, 2018
Receiving Yards	73 at Denver Broncos, Dec 31, 2017 59 at Denver Broncos, Oct 01, 2018 39 at Oakland Raiders, Dec 02, 2018 37 vs. Denver Broncos, Dec 25, 2016 34 vs. Miami Dolphins, Dec 24, 2017	Longest Kickoff Return	19 vs. New Orleans Saints, Oct 23, 2016 11 vs. Jacksonville Jaguars, Oct 07, 2018
Longest Receptions	51 at Denver Broncos, Dec 31, 2017 35 at Denver Broncos, Oct 01, 2018 28 vs. Buffalo Bills, Nov 26, 2017 25 vs. Oakland Raiders, Dec 10, 2017 25 at Los Angeles Chargers, Nov 22, 2015	Special Teams Tackles	1 vs. Denver Broncos, Oct 28, 2018 1 vs. Buffalo Bills, Nov 26, 2017 1 at Atlanta Falcons, Dec 04, 2016 ...4 more at 1.
Receiving TDs	1 at Oakland Raiders, Dec 02, 2018 1 vs. Cincinnati Bengals, Oct 21, 2018 1 vs. San Francisco 49ers, Sep 23, 2018 ...3 more at 1.	Miscellaneous Tackles	1 at New England Patriots, Oct 14, 2018
All-purpose yards	73 at Denver Broncos, Dec 31, 2017 59 at Denver Broncos, Oct 01, 2018 41 vs. New York Jets, Sep 25, 2016 39 at Oakland Raiders, Dec 02, 2018 37 vs. Denver Broncos, Dec 25, 2016	Most TDs	1 at Oakland Raiders, Dec 02, 2018 1 vs. Cincinnati Bengals, Oct 21, 2018 1 vs. San Francisco 49ers, Sep 23, 2018 ...4 more at 1.
Kickoff Returns	1 vs. Jacksonville Jaguars, Oct 07, 2018 1 vs. New Orleans Saints, Oct 23, 2016		

SINGLE-GAME HIGHS - POSTSEASON: RUSHING/RECEIVING

Receptions	2 vs. Tennessee Titans, Jan 06, 2018 1 at New England Patriots, Jan 16, 2016	Kickoff Returns	1 vs. Pittsburgh Steelers, Jan 15, 2017
Receiving Yards	22 vs. Tennessee Titans, Jan 06, 2018 10 at New England Patriots, Jan 16, 2016	Kickoff Return Yards	25 vs. Pittsburgh Steelers, Jan 15, 2017
Longest Receptions	13 vs. Tennessee Titans, Jan 06, 2018 10 at New England Patriots, Jan 16, 2016 9 vs. Tennessee Titans, Jan 06, 2018	Longest Kickoff Return	25 vs. Pittsburgh Steelers, Jan 15, 2017
All-purpose yards	25 vs. Pittsburgh Steelers, Jan 15, 2017 22 vs. Tennessee Titans, Jan 06, 2018 10 at New England Patriots, Jan 16, 2016	Special Teams Tackles	1 at New England Patriots, Jan 16, 2016

2013 GAME-BY-GAME REGULAR SEASON STATISTICS (CHIEFS)

DATE	OPPONENT	P/S	RECEIVING				RUSHING				W/L	SCORE
			NO	YDS	LG	TD	ATT	YDS	LG	TD		
09/08	at Jaguars					PRACTICE SQUAD					W	28-2
09/15	COWBOYS					PRACTICE SQUAD					W	17-16
09/29	GIANTS					PRACTICE SQUAD					W	31-7
10/06	at Titans					PRACTICE SQUAD					W	26-17
10/13	RAIDERS					PRACTICE SQUAD					W	24-7
10/20	TEXANS					PRACTICE SQUAD					W	17-16
11/03	at Bills					PRACTICE SQUAD					W	23-13
11/17	at Broncos					PRACTICE SQUAD					L	17-27
11/24	CHARGERS					PRACTICE SQUAD					L	38-41
12/01	BRONCOS					PRACTICE SQUAD					L	28-35
12/08	at Redskins					PRACTICE SQUAD					W	45-10
12/22	COLTS					PRACTICE SQUAD					L	7-23
12/29	at Chargers					PRACTICE SQUAD					L	24-27+
2013 TOTALS	0-0		0	0	0	0	0	0	0	0	8-5	

+ - Overtime

2014 GAME-BY-GAME REGULAR SEASON STATISTICS (CHIEFS)

DATE	OPPONENT	P/S	RECEIVING				RUSHING				W/L	SCORE
			NO	YDS	LG	TD	ATT	YDS	LG	TD		
09/07	TITANS	P	0	0	0	0	0	0	0	0	L	10-26
09/14	at Broncos	P	1	10	10	0	0	0	0	0	L	17-24
09/21	at Dolphins	S	0	0	0	0	0	0	0	0	W	34-15
09/29	PATRIOTS	S	0	0	0	0	0	0	0	0	W	41-14
10/05	at 49ers	P	0	0	0	0	0	0	0	0	L	17-22
10/19	at Chargers	P	0	0	0	0	0	0	0	0	W	23-20
10/26	RAMS	S	1	4	4	0	0	0	0	0	W	34-7
11/02	JETS	P	1	6	6	0	0	0	0	0	W	24-10
11/09	at Bills					INACTIVE					W	17-13
11/16	SEAHAWKS					RESERVE/INJURED					W	24-20
11/20	at Raiders					RESERVE/INJURED					L	20-24
11/30	BRONCOS					RESERVE/INJURED					L	16-29
12/21	at Steelers					RESERVE/INJURED					L	12-20
12/28	CHARGERS					RESERVE/INJURED					W	19-7
2014 TOTALS	8-3		3	20	10	0	0	0	0	0	8-6	

2015 GAME-BY-GAME REGULAR SEASON STATISTICS (CHIEFS)

DATE	OPPONENT	P/S	RECEIVING				RUSHING				W/L	SCORE
			NO	YDS	LG	TD	ATT	YDS	LG	TD		
09/13	at Texans	P	0	0	0	0	0	0	0	0	W	27-20
09/17	BRONCOS	S	0	0	0	0	0	0	0	0	L	24-31
09/28	at Packers	S	0	0	0	0	0	0	0	0	L	28-38
10/04	at Bengals	S	0	0	0	0	0	0	0	0	L	21-36
10/11	BEARS	P	0	0	0	0	0	0	0	0	L	17-18
10/18	at Vikings	S	2	15	9	0	0	0	0	0	L	10-16
10/25	STEELERS	P	0	0	0	0	0	0	0	0	W	23-13
11/01	LIONS	S	0	0	0	0	0	0	0	0	W	45-10
11/15	at Broncos	S	0	0	0	0	0	0	0	0	W	29-13
11/22	at Chargers	S	2	26	25	0	0	0	0	0	W	33-3
11/29	BILLS	S	0	0	0	0	0	0	0	0	W	30-22
12/06	at Raiders	S	0	0	0	0	0	0	0	0	W	34-20
12/13	CHARGERS	P	2	18	12	0	0	0	0	0	W	10-3
12/20	at Ravens	P	0	0	0	0	0	0	0	0	W	34-14
12/27	BROWNS	P	0	0	0	0	0	0	0	0	W	17-13
01/03	RAIDERS	P	1	15	15t	1	0	0	0	0	W	23-17
2015 TOTALS	16-9		7	74	25	1	0	0	0	0	11-5	

2016 GAME-BY-GAME REGULAR SEASON STATISTICS (CHIEFS)

DATE	OPPONENT	P/S	RECEIVING				RUSHING				W/L	SCORE
			NO	YDS	LG	TD	ATT	YDS	LG	TD		
09/11	CHARGERS	P	2	20	13	0	0	0	0	0	W	33-27+
09/18	at Texans	S	0	0	0	0	0	0	0	0	L	12-19
09/25	JETS	S	2	14	8	0	0	0	0	0	W	24-3
10/02	at Steelers	S	1	12	12	0	0	0	0	0	L	14-43
10/16	at Raiders	S	1	11	11	0	0	0	0	0	W	26-10
10/23	SAINTS	P	1	10	10	0	0	0	0	0	W	27-21
10/30	at Colts	P	3	13	12	0	0	0	0	0	W	30-14
11/06	JAGUARS	S	0	0	0	0	0	0	0	0	W	19-14
11/13	at Panthers	P	0	0	0	0	0	0	0	0	W	20-17
11/20	BUCCANEERS	S	0	0	0	0	0	0	0	0	L	17-19
11/27	at Broncos	S	0	0	0	0	0	0	0	0	W	30-27+
12/04	at Falcons	P	1	6	6	0	0	0	0	0	W	29-28
12/08	RAIDERS	S	0	0	0	0	0	0	0	0	W	21-13
12/18	TITANS	S	0	0	0	0	0	0	0	0	L	17-19
12/25	BRONCOS	S	6	37	11	1	0	0	0	0	W	33-10
01/01	at Chargers	S	0	0	0	0	0	0	0	0	W	37-27
2016 TOTALS		16-11	17	123	13	1	0	0	0	0	12-4	

+ - Overtime

2017 GAME-BY-GAME REGULAR SEASON STATISTICS (CHIEFS)

DATE	OPPONENT	P/S	RECEIVING				RUSHING				W/L	SCORE
			NO	YDS	LG	TD	ATT	YDS	LG	TD		
09/07	at Patriots	S	2	15	8	1	0	0	0	0	W	42-27
09/17	EAGLES	S	0	0	0	0	0	0	0	0	W	27-20
09/24	at Chargers	S	0	0	0	0	0	0	0	0	W	24-10
10/02	REDSKINS	P	0	0	0	0	0	0	0	0	W	29-20
10/08	at Texans	P	3	21	11	0	0	0	0	0	W	42-34
10/15	STEELERS	P	0	0	0	0	0	0	0	0	L	13-19
10/19	at Raiders	S	2	16	12	0	0	0	0	0	L	30-31
10/30	BRONCOS	S	0	0	0	0	0	0	0	0	W	29-19
11/05	at Cowboys	P	0	0	0	0	0	0	0	0	L	17-28
11/19	at Giants	S	0	0	0	0	0	0	0	0	L	9-12+
11/26	BILLS	P	2	33	28	0	0	0	0	0	L	10-16
12/03	at Jets	P	0	0	0	0	0	0	0	0	L	31-38
12/10	RAIDERS	P	1	25	25	0	0	0	0	0	W	26-15
12/16	CHARGERS	P	1	7	7	0	0	0	0	0	W	30-13
12/24	DOLPHINS	P	4	34	15	0	0	0	0	0	W	29-13
12/31	at Broncos	S	3	73	51	0	0	0	0	0	W	27-24
2017 TOTALS		16-7	18	224	51	1	0	0	0	0	10-6	

+ - Overtime

2018 GAME-BY-GAME REGULAR SEASON STATISTICS (CHIEFS)

DATE	OPPONENT	P/S	RECEIVING				RUSHING				W/L	SCORE
			NO	YDS	LG	TD	ATT	YDS	LG	TD		
09/09	at Chargers										W	38-28
09/16	at Steelers	P	0	0	0	0	0	0	0	0	W	42-37
09/23	49ERS	P	1	13	13t	1	0	0	0	0	W	38-27
10/01	at Broncos	P	2	59	35	0	0	0	0	0	W	27-23
10/07	JAGUARS	P	1	5	5	0	0	0	0	0	W	30-14
10/14	at Patriots	P	0	0	0	0	0	0	0	0	L	40-43
10/21	BENGALS	P	1	17	17t	1	0	0	0	0	W	45-10
10/28	BRONCOS	S	0	0	0	0	0	0	0	0	W	30-23
11/04	at Browns	P	0	0	0	0	0	0	0	0	W	37-21
11/11	CARDINALS	P	0	0	0	0	0	0	0	0	W	26-14
11/19	at Rams	S	1	3	3	0	0	0	0	0	L	51-54
12/02	at Raiders	P	3	39	16	1	0	0	0	0	W	40-33
2018 TOTALS		11-2	9	136	35	3	0	0	0	0	10-2	

2015 GAME-BY-GAME POSTSEASON STATISTICS (CHIEFS)

DATE	OPPONENT	P/S	RECEIVING				RUSHING				W/L	SCORE
			NO	YDS	LG	TD	ATT	YDS	LG	TD		
01/09	at Texans	P	0	0	0	0	0	0	0	0	W	30-0
01/16	at Patriots	S	1	10	10	0	0	0	0	0	L	20-27
2015 TOTALS	2-1		1	10	10	0	0	0	0	0	1-1	

2016 GAME-BY-GAME POSTSEASON STATISTICS (CHIEFS)

DATE	OPPONENT	P/S	RECEIVING				RUSHING				W/L	SCORE
			NO	YDS	LG	TD	ATT	YDS	LG	TD		
01/15	STEELERS	P	0	0	0	0	0	0	0	0	L	16-18
2016 TOTALS	1-0		0	0	0	0	0	0	0	0	0-1	

2017 GAME-BY-GAME POSTSEASON STATISTICS (CHIEFS)

DATE	OPPONENT	P/S	RECEIVING				RUSHING				W/L	SCORE
			NO	YDS	LG	TD	ATT	YDS	LG	TD		
01/06	TITANS	P	2	22	13	0	0	0	0	0	L	21-22
2017 TOTALS	1-0		2	22	13	0	0	0	0	0	0-1	



JOSH HAWKINS

CORNERBACK

30



3RD SEASON

1ST YEAR WITH THE CHIEFS

COLLEGE: EAST CAROLINA

BIRTHDAY
01/23/93

HEIGHT
5'10"

WEIGHT
190

ACQUIRED
FA-18

Third-year cornerback enters his first season with the Chiefs in 2018.

Was one of four 2016 undrafted free agents on the Green Bay Packers roster to play 10-plus games as a rookie.

Originally entered the NFL as an undrafted free agent with the Packers in 2016.

Signed to Kansas City's practice squad (12/3/18) ... Released by Kansas City (12/1/18) ... Signed to Kansas City's practice squad (11/18/18) ... Released by Carolina (11/14/18) ... Signed to Carolina's active roster from the practice squad (9/22/18) ... Signed to Carolina's practice squad (9/4/18) ... Released by Green Bay (9/1/18) ... Originally entered the NFL as an undrafted free agent with the Green Bay Packers in 2016.

Transactions:

COLLEGE

Started 28 of 50 career games at East Carolina, totaling 139 tackles (88 solo), including 3.5 for a loss, a forced fumble, nine interceptions and 22 pass breakups ... Ranked at the top of the FBS in several defensive categories, including interceptions (13th), pass breakups (26th) and interception return yards (33rd) ... As a senior started 10 of 12 games, logging 42 tackles (27 solo), two interceptions for 100 return yards and four pass breakups ... Earned a position on the ECU roster as a walk-on.

PERSONAL

Attended Glenn High School in Kernersville, N.C., where he rushed for a county-high 1,612 yards and contributed 20 TDs on 222 carries (7.3 avg.) in his final season.

Ran for 1,828 yards and 17 TDs while also serving as starting safety during his junior year in 2009.

Lettered all four years in football and also played lacrosse.

Named the Triad Sports Weekly Forsythe County Offensive Player of the Year and was selected as the Piedmont Triad 4A Conference Offensive Player of the Year in 2010.

Named to the Winston-Salem Journal's All-Northwest Team in 2009 and 2010.

Earned his degree in sports studies with a minor in business from East Carolina.

JOSH HAWKINS - NFL REGULAR SEASON STATISTICS

		TACKLES										INTERCEPTIONS						O. FUMB				ST				MISC			
DATE	TEAM	GP	GS	TK	S	A	TFL	YDS	SK	YDS	QBH	NO	YDS	LG	TD	PD	FF	FR	YDS	TK	S	A	FF	FR	S	A			
2016	Packers	11	0	0	0	0	0	0	0.0	0.0	0	0	0	0	0	1	0	0	0	5	5	0	0	0	0	0			
2017	Packers	15	3	37	27	10	0	0	0.0	0.0	0	0	0	0	0	6	1	0	0	1	1	0	0	0	0	0			
2018	Panthers	4	0	0	0	0	0	0	0.0	0.0	0	0	0	0	0	0	0	0	0	0	0	0	0	0	0	0			
Went from Panthers to Chiefs .																													
2018	Chiefs	0	0	0	0	0	0	0	0.0	0.0	0	0	0	0	0	0	0	0	0	0	0	0	0	0	0	0			
NFL TOTALS		30	3	37	27	10	0	0	0.0	0.0	0	0	0	0	0	7	1	0	0	6	6	0	0	0	0	0			

JOSH HAWKINS - NFL POSTSEASON STATISTICS

DATE TEAM	GPGS	TK	S	A	TACKLES				INTERCEPTIONS				O. FUMB				ST				MISC			
					TFL	YDS	SK	YDS	QBH	NO	YDS	LG	TD	PD	FF	FR	YDS	TK	S	A	FF	FR	S	A
2016 Packers	3	0	1	1	0	0	0.0	0.0	0	0	0	0	0	0	0	0	0	1	0	1	0	0	0	0
NFL TOTALS	3	0	1	1	0	0	0.0	0.0	0	0	0	0	0	0	0	0	0	1	0	1	0	0	0	0

SINGLE-GAME HIGHS: DEFENSIVE

Total Tackles 6 at Minnesota Vikings, Oct 15, 2017
 5 vs. Minnesota Vikings, Dec 23, 2017
 5 at Carolina Panthers, Dec 17, 2017
 5 vs. Chicago Bears, Sep 28, 2017
 4 at Detroit Lions, Dec 31, 2017

Passes Defensed 3 vs. Chicago Bears, Sep 28, 2017
 2 vs. Tampa Bay Buccaneers, Dec 03, 2017
 1 at Dallas Cowboys, Oct 08, 2017
 1 vs. Detroit Lions, Sep 25, 2016

Forced Fumbles 1 at Minnesota Vikings, Oct 15, 2017
Special Teams Tackles 2 vs. Seattle Seahawks, Dec 11, 2016
 2 vs. Houston Texans, Dec 04, 2016
 1 at Detroit Lions, Dec 31, 2017
 1 at Philadelphia Eagles, Nov 28, 2016

SINGLE-GAME HIGHS - POSTSEASON: DEFENSIVE

Total Tackles 1 at Dallas Cowboys, Jan 15, 2017

Special Teams Tackles 1 vs. New York Giants, Jan 08, 2017

2016 GAME-BY-GAME REGULAR SEASON STATISTICS (PACKERS)

		TACKLES							INTERCEPTIONS				O. FUMB			ST				MISC						
DATE	OPPONENT	TK	S	A	SK	YDS	TFL	YDS	QBH	NO	YDS	LG	TD	PD	FF	FR	YDS	TK	S	A	FF	FR	S	A	W/L	SCORE
09/11	at Jaguars										INACTIVE												W	27-23		
09/18	at Vikings										INACTIVE												L	14-17		
09/25	LIONS	P	0	0	0	0.0	0.0	0	0	0	0	0	0	1	0	0	0	0	0	0	0	0	0	0	W	34-27
10/09	GIANTS	P	0	0	0	0.0	0.0	0	0	0	0	0	0	0	0	0	0	0	0	0	0	0	0	0	W	23-16
10/16	COWBOYS	P	0	0	0	0.0	0.0	0	0	0	0	0	0	0	0	0	0	0	0	0	0	0	0	0	L	16-30
10/20	BEARS	P	0	0	0	0.0	0.0	0	0	0	0	0	0	0	0	0	0	0	0	0	0	0	0	0	W	26-10
10/30	at Falcons	P	0	0	0	0.0	0.0	0	0	0	0	0	0	0	0	0	0	0	0	0	0	0	0	0	L	32-33
11/06	COLTS	P	0	0	0	0.0	0.0	0	0	0	0	0	0	0	0	0	0	0	0	0	0	0	0	0	L	26-31
11/13	at Titans	P	0	0	0	0.0	0.0	0	0	0	0	0	0	0	0	0	0	0	0	0	0	0	0	0	L	25-47
11/20	at Redskins	P	0	0	0	0.0	0.0	0	0	0	0	0	0	0	0	0	0	0	0	0	0	0	0	0	L	24-42
11/28	at Eagles	P	0	0	0	0.0	0.0	0	0	0	0	0	0	0	0	0	0	1	1	0	0	0	0	0	W	27-13
12/04	TEXANS	P	0	0	0	0.0	0.0	0	0	0	0	0	0	0	0	0	0	2	2	0	0	0	0	0	W	21-13
12/11	SEAHAWKS	P	0	0	0	0.0	0.0	0	0	0	0	0	0	0	0	0	0	2	2	0	0	0	0	0	W	38-10
12/18	at Bears										INACTIVE												W	30-27		
12/24	VIKINGS										INACTIVE												W	38-25		
01/01	at Lions										INACTIVE												W	31-24		
2016 TOTALS	11-0	0	0	0	0.0	0.0	0	0	0	0	0	0	0	1	0	0	0	5	5	0	0	0	0	0	10-6	

2017 GAME-BY-GAME REGULAR SEASON STATISTICS (PACKERS)

		TACKLES							INTERCEPTIONS				O. FUMB			ST				MISC							
DATE OPPONENT		TK	S	A	SK	YDS	TFL	YDS	QBH	NO	YDS	LG	TD	PD	FF	FR	YDS	TK	S	A	FF	FR	S	A	W/L	SCORE	
09/10 SEAHAWKS										INACTIVE																W	17-9
09/17 at Falcons	P	0	0	0	0.0	0.0	0	0	0	0	0	0	0	0	0	0	0	0	0	0	0	0	0	0	L	23-34	
09/24 BENGALS	P	0	0	0	0.0	0.0	0	0	0	0	0	0	0	0	0	0	0	0	0	0	0	0	0	0	W	27-24+	
09/28 BEARS	P	5	5	0	0.0	0.0	0	0	0	0	0	0	0	3	0	0	0	0	0	0	0	0	0	0	W	35-14	
10/08 at Cowboys	P	2	1	1	0.0	0.0	0	0	0	0	0	0	0	1	0	0	0	0	0	0	0	0	0	0	W	35-31	
10/15 at Vikings	S	6	5	1	0.0	0.0	0	0	0	0	0	0	0	0	1	0	0	0	0	0	0	0	0	0	L	10-23	
10/22 SAINTS	P	1	1	0	0.0	0.0	0	0	0	0	0	0	0	0	0	0	0	0	0	0	0	0	0	0	L	17-26	
11/06 LIONS	P	1	1	0	0.0	0.0	0	0	0	0	0	0	0	0	0	0	0	0	0	0	0	0	0	0	L	17-30	
11/12 at Bears	P	0	0	0	0.0	0.0	0	0	0	0	0	0	0	0	0	0	0	0	0	0	0	0	0	0	W	23-16	
11/19 RAVENS	P	0	0	0	0.0	0.0	0	0	0	0	0	0	0	0	0	0	0	0	0	0	0	0	0	0	L	0-23	
11/26 at Steelers	P	3	3	0	0.0	0.0	0	0	0	0	0	0	0	0	0	0	0	0	0	0	0	0	0	0	L	28-31	
12/03 BUCCANEERS	P	3	3	0	0.0	0.0	0	0	0	0	0	0	0	2	0	0	0	0	0	0	0	0	0	0	W	26-20+	
12/10 at Browns	P	2	1	1	0.0	0.0	0	0	0	0	0	0	0	0	0	0	0	0	0	0	0	0	0	0	W	27-21+	
12/17 at Panthers	S	5	2	3	0.0	0.0	0	0	0	0	0	0	0	0	0	0	0	0	0	0	0	0	0	0	L	24-31	
12/23 VIKINGS	S	5	2	3	0.0	0.0	0	0	0	0	0	0	0	0	0	0	0	0	0	0	0	0	0	0	L	0-16	
12/31 at Lions	P	4	3	1	0.0	0.0	0	0	0	0	0	0	0	0	0	0	0	1	1	0	0	0	0	0	L	11-35	
2017 TOTALS		15-3	37	27	10	0.0	0.0	0	0	0	0	0	0	6	1	0	0	1	1	0	0	0	0	0	7-9		

+ - Overtime

2018 GAME-BY-GAME REGULAR SEASON STATISTICS (PANTHERS/CHIEFS)

		TACKLES							INTERCEPTIONS				O. FUMB			ST				MISC						
DATE	OPPONENT	TK	S	A	SK	YDS	TFL	YDS	QBH	NO	YDS	LG	TD	PD	FF	FR	YDS	TK	S	A	FF	FR	S	A	W/L	SCORE
09/09	COWBOYS								PRACTICE SQUAD															W	16-8	
09/16	at Falcons								PRACTICE SQUAD															L	24-31	
09/23	BENGALS								DID NOT PLAY															W	31-21	
10/07	GIANTS	P	0	0	0	0.0	0.0	0	0	0	0	0	0	0	0	0	0	0	0	0	0	0	0	0	W	33-31
10/14	at Redskins	P	0	0	0	0.0	0.0	0	0	0	0	0	0	0	0	0	0	0	0	0	0	0	0	0	L	17-23
10/21	at Eagles	P	0	0	0	0.0	0.0	0	0	0	0	0	0	0	0	0	0	0	0	0	0	0	0	0	W	21-17
10/28	RAVENS	P	0	0	0	0.0	0.0	0	0	0	0	0	0	0	0	0	0	0	0	0	0	0	0	0	W	36-21
11/04	BUCCANEERS								INACTIVE															W	42-28	
11/08	at Steelers								INACTIVE															L	21-52	
		Went from Panthers to Chiefs .																								
11/19	at Rams								PRACTICE SQUAD															L	51-54	
12/02	at Raiders								PRACTICE SQUAD															W	40-33	
2018 TOTALS	4-0	0	0	0	0.0	0.0	0	0	0	0	0	0	0	0	0	0	0	0	0	0	0	0	0	0	7-4	

2016 GAME-BY-GAME POSTSEASON STATISTICS (PACKERS)

DATE OPPONENT		TACKLES							INTERCEPTIONS					O. FUMB			ST				MISC			W/L	SCORE	
		TK	S	A	SK	YDS	TFL	YDS	QBH	NO	YDS	LG	TD	PD	FF	FR	YDS	TK	S	A	FF	FR	S			A
01/08	GIANTS	P	0	0	0	0.0	0.0	0	0	0	0	0	0	0	0	0	0	1	0	1	0	0	0	0	W	38-13
01/15	at Cowboys	P	1	1	0	0.0	0.0	0	0	0	0	0	0	0	0	0	0	0	0	0	0	0	0	W	34-31	
01/22	at Falcons	P	0	0	0	0.0	0.0	0	0	0	0	0	0	0	0	0	0	0	0	0	0	0	0	L	21-44	
2016 TOTALS		3-0	1	1	0	0.0	0.0	0	0	0	0	0	0	0	0	0	0	1	0	1	0	0	0	0	2-1	



CHAD HENNE

QUARTERBACK



10TH SEASON

1ST YEAR WITH THE CHIEFS





COLLEGE: MICHIGAN

BIRTHDAY
07/02/85

HEIGHT
6'3"

WEIGHT
222

ACQUIRED
UFA-18

-  10th-year quarterback enters his first season with the Chiefs in 2018.
-  Has appeared in 67 games (53 starts) with the Miami Dolphins (2008-11) and Jacksonville Jaguars (2012-17).
-  Appeared in three games as a rookie in 2008 making his NFL debut at Arizona (9/14/08) in the fourth quarter completing 7 of 12 passes for 67 yards, all on an 18-play drive covering 89 yards.
-  Originally entered the NFL as a second-round pick

(57th overall) by the Miami Dolphins in the 2008 NFL Draft.

Transactions:

Signed by Kansas City (3/16/18) ... Re-signed by Jacksonville (3/10/14) ... Signed by Jacksonville (3/15/12) ... Signed by Miami (7/27/08) ... Originally entered the NFL as a second-round pick (57th overall) by the Miami Dolphins in the 2008 NFL Draft.

COLLEGE

Four-year starter at the University of Michigan (2004-07) compiling a 33-14 record as a starter ... Completed 828 of 1,387 passes (59.7 pct.) for 9,715 yards with 87 touchdowns and 37 interceptions during his collegiate career ... Tossed at least one touchdown pass in 42 of his 47 career games and threw for at least 200 yards in 26 starts ... Graduated with school records for career completions, attempts, passing yards and touchdown passes ... Ranked second to Purdue's Drew Brees in career TD passes in Big Ten Conference history ... Named first-team All-Big Ten by the conference's coaches as a senior ... Earned the Capital One Bowl Most Valuable Player Award after throwing for a school bowl-record 373 passing yards against Florida, completing 25 of 39 passes and three touchdowns against the Gators ... Became the first true freshman quarterback in Big Ten history to lead his team to the conference title ... Was a consensus first-team Freshman All-American.

PERSONAL

- 🏈 Attended Wilson High School in West Lawn, Pa., where he set the Pennsylvania District III all-time passing and touchdown records with 7,071 yards and 74 touchdowns.
- 🏈 Completed 147 of 249 passes for 1,743 yards and 19 scores his senior season, when he also rushed for 450 yards and five scores.
- 🏈 Also competed in track and was timed at 11.2 in the 100-meters and threw the javelin a career-best 195.5 feet.
- 🏈 Was a two-year starter on the basketball team.
- 🏈 Earned a degree in general studies at Michigan.

CHAD HENNE - NFL REGULAR SEASON PASSING STATISTICS

DATE TEAM	GP	GS	ATT.	CMP.	PCT.	YDS	AVG.	TD	INT.	LG	SK	LST	RATE
2008 Dolphins	3	0	12	7	58.3	67	5.6	0	0	19	0	0	74.0
2009 Dolphins	14	13	451	274	60.8	2,878	6.4	12	14	67	26	176	75.2
2010 Dolphins	15	14	490	301	61.4	3,301	6.7	15	19	57t	30	178	75.4
2011 Dolphins	4	4	112	64	57.1	868	7.8	4	4	41	11	67	79.0
2012 Jaguars	10	6	308	166	53.9	2,084	6.8	11	11	81t	28	169	72.2
2013 Jaguars	15	13	503	305	60.6	3,241	6.4	13	14	62t	38	243	76.5
2014 Jaguars	3	3	78	42	53.8	492	6.3	3	1	63t	16	105	80.7
2015 Jaguars	0	0	0	0	0.0	0	0.0	0	0	0	0	0	0.0
2016 Jaguars	1	0	0	0	0.0	0	0.0	0	0	0	0	0	0.0
2017 Jaguars	2	0	2	0	0.0	0	0.0	0	0	0	0	0	39.6
2018 Chiefs	0	0	0	0	0.0	0	0.0	0	0	0	0	0	0.0
TOTALS	67	53	1,956	1,159	59.3	12,931	6.6	58	63	81t	149	938	75.5

CHAD HENNE - NFL POSTSEASON PASSING STATISTICS

DATE TEAM	GP	GS	ATT.	CMP.	PCT.	YDS	AVG.	TD	INT.	LG	SK	LST	RATE
2008 Dolphins	0	0	0	0	0.0	0	0.0	0	0	0	0	0	0.0
2017 Jaguars	0	0	0	0	0.0	0	0.0	0	0	0	0	0	0.0
TOTALS	0	0	0	0	0.0	0	0.0	0	0	0	0	0	0.0

CHAD HENNE - NFL REGULAR SEASON RUSHING STATISTICS

DATE TEAM	NO.	YDS.	AVG.	LG	TD
2008 Dolphins	0	0	0.0	0	0
2009 Dolphins	16	32	2.0	12	1
2010 Dolphins	35	52	1.5	10	0
2011 Dolphins	15	112	7.5	20	1
2012 Jaguars	19	64	3.4	15	1
2013 Jaguars	27	77	2.9	14	0
2014 Jaguars	4	25	6.3	12	0
2015 Jaguars	0	0	0.0	0	0
2016 Jaguars	1	-2	-2.0	0	0
2017 Jaguars	5	-5	-1.0	0	0
2018 Chiefs	0	0	0.0	0	0
TOTALS	122	355	2.9	20	3

CHAD HENNE - NFL POSTSEASON RUSHING STATISTICS

DATE TEAM	NO.	YDS.	AVG.	LG	TD
2008 Dolphins	0	0	0.0	0	0
2017 Jaguars	0	0	0.0	0	0
TOTALS	0	0	0.0	0	0

SINGLE-GAME HIGHS: QUARTERBACK

Pass Attempts	55 vs. Houston Texans, Dec 27, 2009 52 vs. New England Patriots, Dec 06, 2009 51 at Indianapolis Colts, Dec 29, 2013 51 vs. New England Patriots, Dec 23, 2012 49 vs. New England Patriots, Sep 12, 2011	Passer Rating	130.4 vs. New York Jets, Oct 12, 2009 126.8 at Houston Texans, Nov 18, 2012 108 vs. Tennessee Titans, Nov 25, 2012 100.3 at Oakland Raiders, Nov 28, 2010 97.3 vs. Tennessee Titans, Dec 22, 2013
Pass Completions	35 vs. Houston Texans, Dec 27, 2009 33 vs. Buffalo Bills, Dec 19, 2010 30 at Indianapolis Colts, Dec 29, 2013 30 vs. New England Patriots, Sep 12, 2011 29 vs. San Francisco 49ers, Oct 27, 2013 ...4 more at 29.	Rush Attempts	7 vs. New England Patriots, Sep 12, 2011 6 at Baltimore Ravens, Nov 07, 2010 5 vs. Detroit Lions, Dec 26, 2010 5 vs. Cleveland Browns, Dec 05, 2010 4 vs. Buffalo Bills, Dec 15, 2013 ...5 more at 4.
Yards Passing	416 vs. New England Patriots, Sep 12, 2011 363 vs. New York Jets, Sep 26, 2010 354 at Houston Texans, Nov 18, 2012 349 at Tennessee Titans, Dec 20, 2009 348 vs. New England Patriots, Dec 23, 2012	Rushing Yards	59 vs. New England Patriots, Sep 12, 2011 33 vs. Houston Texans, Dec 05, 2013 26 at Cleveland Browns, Sep 25, 2011 26 vs. Houston Texans, Sep 18, 2011 22 vs. Buffalo Bills, Dec 15, 2013 ...1 more at 22.
TD Passes	4 at Houston Texans, Nov 18, 2012 2 at Philadelphia Eagles, Sep 07, 2014 2 vs. Tennessee Titans, Dec 22, 2013 2 vs. Buffalo Bills, Dec 15, 2013 ...11 more at 2.	Longest Runs	20 vs. Houston Texans, Sep 18, 2011 19 vs. New England Patriots, Sep 12, 2011 15 vs. New England Patriots, Dec 23, 2012 14 vs. Houston Texans, Dec 05, 2013 12 at Washington Redskins, Sep 14, 2014 ...1 more at 12.
Long Passes	81t at Houston Texans, Nov 18, 2012 67t at Houston Texans, Nov 18, 2012 67 vs. New Orleans Saints, Oct 25, 2009 63t at Washington Redskins, Sep 14, 2014 63 at Houston Texans, Nov 18, 2012	Rushing TDs	1 at Buffalo Bills, Dec 02, 2012 1 vs. New England Patriots, Sep 12, 2011 1 at Jacksonville Jaguars, Dec 13, 2009
Completion Percentage	80.0 vs. Pittsburgh Steelers, Jan 03, 2010 76.9 vs. New York Jets, Oct 12, 2009 73.7 vs. New England Patriots, Oct 04, 2010 73.3 vs. Buffalo Bills, Dec 19, 2010 72.4 at Jacksonville Jaguars, Dec 13, 2009		

2008 GAME-BY-GAME REGULAR SEASON STATISTICS (DOLPHINS)

DATE	OPPONENT	P/S	PASSING										RUSHING					W/L	SCORE
			ATT	CMP	YDS	PCT	Y/A	Y/C	TD	INT	LG	SK/YD	RATE	ATT	YDS	LG	TD		
09/07	JETS																	L	14-20
09/14	at Cardinals	P	12	7	67	58.3	5.6	9.6	0	0	19	0/0	74.0	0	0	0	0	L	10-31
09/21	at Patriots	P	0	0	0	0.0	0.0	0.0	0	0	0	0/0	0.0	0	0	0	0	W	38-13
10/05	CHARGERS																	W	17-10
10/12	at Texans																	L	28-29
10/19	RAVENS																	L	13-27
10/26	BILLS																	W	25-16
11/02	at Broncos																	W	26-17
11/09	SEAHAWKS																	W	21-19
11/16	RAIDERS																	W	17-15
11/23	PATRIOTS	P	0	0	0	0.0	0.0	0.0	0	0	0	0/0	0.0	0	0	0	0	L	28-48
11/30	at Rams																	W	16-12
12/07	at Bills																	W	16-3
12/14	49ERS																	W	14-9
12/21	at Chiefs																	W	38-31
12/28	at Jets																	W	24-17
2008 TOTALS	3-0		12	7	67	58.3	5.6	9.6	0	0	19	0/0	74.0	0	0	0	0	11-5	

2009 GAME-BY-GAME REGULAR SEASON STATISTICS (DOLPHINS)

DATE	OPPONENT	P/S	PASSING										RUSHING					W/L	SCORE
			ATT	CMP	YDS	PCT	Y/A	Y/C	TD	INT	LG	SK/YD	RATE	ATT	YDS	LG	TD		
09/13	at Falcons																	L	7-19
09/21	COLTS																	L	23-27
09/27	at Chargers	P	19	10	92	52.6	4.8	9.2	0	1	27	1/6	44.2	1	2	2	0	L	13-23
10/04	BILLS	S	22	14	115	63.6	5.2	8.2	1	0	18	6/29	92.0	2	14	12	0	W	38-10
10/12	JETS	S	26	20	241	76.9	9.3	12.1	2	0	59	0/0	130.4	0	0	0	0	W	31-27
10/25	SAINTS	S	36	18	211	50.0	5.9	11.7	0	2	67	2/14	45.0	0	0	0	0	L	34-46
11/01	at Jets	S	21	12	112	57.1	5.3	9.3	1	0	28	5/51	87.8	3	-5	-1	0	W	30-25
11/08	at Patriots	S	34	19	219	55.9	6.4	11.5	0	0	23	2/19	75.5	0	0	0	0	L	17-27
11/15	BUCCANEERS	S	31	17	175	54.8	5.6	10.3	1	1	25	0/0	68.6	0	0	0	0	W	25-23
11/19	at Panthers	S	29	17	172	58.6	5.9	10.1	1	0	36	0/0	87.1	1	0	0	0	W	24-17
11/29	at Bills	S	31	17	175	54.8	5.6	10.3	1	3	20	1/7	42.5	0	0	0	0	L	14-31
12/06	PATRIOTS	S	52	29	335	55.8	6.4	11.6	2	1	29	1/7	80.2	1	-1	-1	0	W	22-21
12/13	at Jaguars	S	29	21	220	72.4	7.6	10.5	0	1	25	2/12	79.7	4	1	3	1	W	14-10
12/20	at Titans	S	46	29	349	63.0	7.6	12.0	1	3	57	1/2	66.3	2	11	8	0	L	24-27+
12/27	TEXANS	S	55	35	322	63.6	5.9	9.2	1	1	35	3/19	78.0	1	10	10	0	L	20-27
01/03	STEELERS	S	20	16	140	80.0	7.0	8.8	1	1	24	2/10	91.7	1	0	0	0	L	24-30
2009 TOTALS			14-13	451	274	2,878	60.8	6.4	10.5	12	14	67	26/176	75.2	16	32	12	1	7-9

+ - Overtime

2010 GAME-BY-GAME REGULAR SEASON STATISTICS (DOLPHINS)

DATE	OPPONENT	P/S	PASSING										RUSHING					W/L	SCORE
			ATT	CMP	YDS	PCT	Y/A	Y/C	TD	INT	LG	SK/YD	RATE	ATT	YDS	LG	TD		
09/12	at Bills	S	34	21	182	61.8	5.4	8.7	0	0	21	3/18	75.9	2	-1	3	0	W	15-10
09/19	at Vikings	S	15	9	114	60.0	7.6	12.7	1	0	46	2/8	106.0	2	0	1	0	W	14-10
09/26	JETS	S	44	26	363	59.1	8.3	14.0	2	1	40	2/11	91.4	1	1	1	0	L	23-31
10/04	PATRIOTS	S	38	28	305	73.7	8.0	10.9	2	3	28t	2/12	81.6	0	0	0	0	L	14-41
10/17	at Packers	S	39	23	231	59.0	5.9	10.0	2	1	23	0/0	82.3	2	9	10	0	W	23-20+
10/24	STEELERS	S	36	23	257	63.9	7.1	11.2	1	1	26t	1/8	82.8	0	0	0	0	L	22-23
10/31	at Bengals	S	37	24	217	64.9	5.9	9.0	0	1	25	0/0	69.3	3	-7	-2	0	W	22-14
11/07	at Ravens	S	34	22	231	64.7	6.8	10.5	0	3	34	2/15	47.5	6	13	7	0	L	10-26
11/14	TITANS	P	28	19	240	67.9	8.6	12.6	1	1	54	1/7	91.4	2	3	2	0	W	29-17
11/18	BEARS																	L	0-16
11/28	at Raiders	S	30	17	307	56.7	10.2	18.1	2	1	57t	3/22	100.3	3	-4	-1	0	W	33-17
12/05	BROWNS	S	32	16	174	50.0	5.4	10.9	1	3	24	1/7	37.8	5	17	10	0	L	10-13
12/12	at Jets	S	18	5	55	27.8	3.1	11.0	1	0	28	5/25	58.3	4	7	10	0	W	10-6
12/19	BILLS	S	45	33	276	73.3	6.1	8.4	1	1	23	3/15	86.9	0	0	0	0	L	14-17
12/26	LIONS	S	44	29	278	65.9	6.3	9.6	1	2	28	2/7	72.0	5	14	10	0	L	27-34
01/02	at Patriots	S	16	6	71	37.5	4.4	11.8	0	1	20	3/23	25.8	0	0	0	0	L	7-38
2010 TOTALS			15-14	490	301	3,301	61.4	6.7	11.0	15	19	57t	30/178	75.4	35	52	10	0	7-9

+ - Overtime

2011 GAME-BY-GAME REGULAR SEASON STATISTICS (DOLPHINS)

		PASSING											RUSHING						
DATE	OPPONENT	P/S	ATT	CMP	YDS	PCT	Y/A	Y/C	TD	INT	LG	SK/YD	RATE	ATT	YDS	LG	TD	W/L	SCORE
09/12	PATRIOTS	S	49	30	416	61.2	8.5	13.9	2	1	31	4/26	93.6	7	59	19	1	L	24-38
09/18	TEXANS	S	30	12	170	40.0	5.7	14.2	1	1	41	2/17	56.2	3	26	20	0	L	13-23
09/25	at Browns	S	29	19	255	65.5	8.8	13.4	1	1	38	5/24	90.4	4	26	11	0	L	16-17
10/02	at Chargers	S	4	3	27	75.0	6.8	9.0	0	1	18	0/0	53.1	1	1	1	0	L	16-26
10/17	at Jets																	L	6-24
10/23	BRONCOS																	L	15-18+
10/30	at Giants																	L	17-20
11/06	at Chiefs																	W	31-3
11/13	REDSKINS																	W	20-9
11/20	BILLS																	W	35-8
11/24	at Cowboys																	L	19-20
12/04	RAIDERS																	W	34-14
12/11	EAGLES																	L	10-26
12/18	at Bills																	W	30-23
12/24	at Patriots																	L	24-27
01/01	JETS																	W	19-17
2011 TOTALS		4-4	112	64	868	57.1	7.8	13.6	4	4	41	11/67	79.0	15	112	20	1	6-10	

+ - Overtime

2012 GAME-BY-GAME REGULAR SEASON STATISTICS (JAGUARS)

		PASSING												RUSHING					
DATE	OPPONENT	P/S	ATT	CMP	YDS	PCT	Y/A	Y/C	TD	INT	LG	SK/YD	RATE	ATT	YDS	LG	TD	W/L	SCORE
09/09	at Vikings																	L	23-26+
09/16	TEXANS	P	2	2	23	100.0	11.5	11.5	0	0	12	0/0	114.6	1	0	0	0	L	7-27
09/23	at Colts																	W	22-17
09/30	BENGALS																	L	10-27
10/07	BEARS																	L	3-41
10/21	at Raiders	P	20	9	71	45.0	3.6	7.9	0	0	26	3/26	54.4	3	4	3	0	L	23-26+
10/28	at Packers																	L	15-24
11/04	LIONS																	L	14-31
11/08	COLTS	P	16	10	121	62.5	7.6	12.1	1	1	26	1/6	80.5	0	0	0	0	L	10-27
11/18	at Texans	P	33	16	354	48.5	10.7	22.1	4	0	81t	1/6	126.8	2	7	4	0	L	37-43+
11/25	TITANS	S	26	17	261	65.4	10.0	15.4	2	1	59t	7/40	108.0	2	0	1	0	W	24-19
12/02	at Bills	S	42	19	202	45.2	4.8	10.6	1	1	24	3/16	57.8	3	1	1t	1	L	18-34
12/09	JETS	S	43	21	185	48.8	4.3	8.8	0	2	28	3/17	41.3	1	1	1	0	L	10-17
12/16	at Dolphins	S	34	18	221	52.9	6.5	12.3	0	0	38	2/8	73.3	3	16	8	0	L	3-24
12/23	PATRIOTS	S	51	29	348	56.9	6.8	12.0	1	3	53	1/5	59.9	2	22	15	0	L	16-23
12/30	at Titans	S	41	25	298	61.0	7.3	11.9	2	3	30t	7/45	69.0	2	13	9	0	L	20-38
2012 TOTALS		10-6	308	166	2,084	53.9	6.8	12.6	11	11	81t	28/169	72.2	19	64	15	12-14		

+ - Overtime

2013 GAME-BY-GAME REGULAR SEASON STATISTICS (JAGUARS)

		PASSING												RUSHING					
DATE	OPPONENT	P/S	ATT	CMP	YDS	PCT	Y/A	Y/C	TD	INT	LG	SK/YD	RATE	ATT	YDS	LG	TD	W/L	SCORE
09/08	CHIEFS	P	6	3	36	50.0	6.0	12.0	0	0	24	0/0	68.8	0	0	0	0	L	2-28
09/15	at Raiders	S	38	25	241	65.8	6.3	9.6	1	0	30	5/27	92.1	2	9	9	0	L	9-19
09/22	at Seahawks	S	38	18	235	47.4	6.2	13.1	0	2	59	3/21	45.4	2	5	5	0	L	17-45
09/29	COLTS																	L	3-37
10/06	at Rams	P	13	7	89	53.8	6.8	12.7	1	0	39	0/0	101.1	1	2	2	0	L	20-34
10/13	at Broncos	S	42	27	303	64.3	7.2	11.2	0	2	23	2/12	65.9	2	-3	1	0	L	19-35
10/20	CHARGERS	S	36	23	318	63.9	8.8	13.8	0	1	43	6/43	80.6	4	5	4	0	L	6-24
10/27	49ERS	S	45	29	228	64.4	5.1	7.9	1	0	29t	0/0	84.3	1	1	1	0	L	10-42
11/10	at Titans	S	23	14	180	60.9	7.8	12.9	0	2	27	3/20	49.2	2	-1	0	0	W	29-27
11/17	CARDINALS	S	42	27	255	64.3	6.1	9.4	1	2	62t	2/13	69.0	0	0	0	0	L	14-27
11/24	at Texans	S	32	23	239	71.9	7.5	10.4	0	0	51	4/24	93.1	3	3	5	0	W	13-6
12/01	at Browns	S	40	22	195	55.0	4.9	8.9	2	1	25	2/1	74.5	0	0	0	0	W	32-28
12/05	TEXANS	S	27	12	117	44.4	4.3	9.8	2	0	41	1/6	81.9	4	33	14	0	W	27-20
12/15	BILLS	S	36	21	237	58.3	6.6	11.3	2	2	30	5/42	73.5	4	22	11	0	L	20-27
12/22	TITANS	S	34	24	237	70.6	7.0	9.9	2	1	30	2/11	97.3	1	1	1	0	L	16-20
12/29	at Colts	S	51	30	331	58.8	6.5	11.0	1	1	36	3/23	76.5	1	0	0	0	L	10-30
2013 TOTALS		15-13	503	305	3,241	60.6	6.4	10.6	13	14	62t	38/243	76.5	27	77	14	0	4-12	

2014 GAME-BY-GAME REGULAR SEASON STATISTICS (JAGUARS)

DATE	OPPONENT	P/S	PASSING											RUSHING				W/L	SCORE
			ATT	CMP	YDS	PCT	Y/A	Y/C	TD	INT	LG	SK/YD	RATE	ATT	YDS	LG	TD		
09/07	at Eagles	S	43	24	266	55.8	6.2	11.1	2	0	46	3/24	89.9	1	8	8	0	L	17-34
09/14	at Redskins	S	28	14	193	50.0	6.9	13.8	1	1	63t	10/70	69.5	3	17	12	0	L	10-41
09/21	COLTS	S	7	4	33	57.1	4.7	8.3	0	0	14	3/11	69.3	0	0	0	0	L	17-44
09/28	at Chargers																	L	14-33
10/05	STEELERS																	L	9-17
10/12	at Titans																	L	14-16
10/19	BROWNS																	W	24-6
10/26	DOLPHINS																	L	13-27
11/02	at Bengals																	L	23-33
11/09	COWBOYS																	L	17-31
11/23	at Colts																	L	3-23
11/30	GIANTS																	W	25-24
12/07	TEXANS																	L	13-27
12/14	at Ravens																	L	12-20
12/18	TITANS																	W	21-13
12/28	at Texans																	L	17-23
2014 TOTALS			3-3	78	42	492	53.8	6.3	11.7	3	1	63t	16/105	80.7	4	25	12	0	3-13

2015 GAME-BY-GAME REGULAR SEASON STATISTICS (JAGUARS)

DATE	OPPONENT	P/S	PASSING											RUSHING				W/L	SCORE
			ATT	CMP	YDS	PCT	Y/A	Y/C	TD	INT	LG	SK/YD	RATE	ATT	YDS	LG	TD		
09/13	PANTHERS																	L	9-20
09/20	DOLPHINS																	W	23-20
09/27	at Patriots																	L	17-51
10/04	at Colts																	L	13-16+
10/11	at Buccaneers																	L	31-38
10/18	TEXANS																	L	20-31
10/25	BILLS																	W	34-31
11/08	at Jets																	L	23-28
11/15	at Ravens																	W	22-20
11/19	TITANS																	W	19-13
11/29	CHARGERS																	L	25-31
12/06	at Titans																	L	39-42
12/13	COLTS																	W	51-16
12/20	FALCONS																	L	17-23
12/27	at Saints																	L	27-38
01/03	at Texans																	L	6-30
2015 TOTALS			0-0	0	0	0	0.0	0.0	0.0	0	0	0	0/0	0.0	0	0	0	0	5-11

+ - Overtime

2016 GAME-BY-GAME REGULAR SEASON STATISTICS (JAGUARS)

DATE	OPPONENT	P/S	PASSING											RUSHING				W/L	SCORE
			ATT	CMP	YDS	PCT	Y/A	Y/C	TD	INT	LG	SK/YD	RATE	ATT	YDS	LG	TD		
09/11	PACKERS																	L	23-27
09/18	at Chargers																	L	14-38
09/25	RAVENS																	L	17-19
10/02	COLTS																	W	30-27
10/16	at Bears																	W	17-16
10/23	RAIDERS																	L	16-33
10/27	at Titans																	L	22-36
11/06	at Chiefs																	L	14-19
11/13	TEXANS																	L	21-24
11/20	at Lions	P	0	0	0	0.0	0.0	0.0	0	0	0	0/0	0.0	1	-2	-2	0	L	19-26
11/27	at Bills																	L	21-28
12/04	BRONCOS																	L	10-20
12/11	VIKINGS																	L	16-25
12/18	at Texans																	L	20-21
12/24	TITANS																	W	38-17
01/01	at Colts																	L	20-24
2016 TOTALS			1-0	0	0	0	0.0	0.0	0.0	0	0	0	0/0	0.0	1	-2	-2	0	3-13

2017 GAME-BY-GAME REGULAR SEASON STATISTICS (JAGUARS)

DATE	OPPONENT	P/S	PASSING											RUSHING				W/L	SCORE
			ATT	CMP	YDS	PCT	Y/A	Y/C	TD	INT	LG	SK/YD	RATE	ATT	YDS	LG	TD		
09/10	at Texans																	W	29-7
09/17	TITANS																	L	16-37
09/24	RAVENS	P	2	0	0	0.0	0.0	0.0	0	0	0	0/0	39.6	3	-3	-1	0	W	44-7
10/01	at Jets																	L	20-23+
10/08	at Steelers																	W	30-9
10/15	RAMS																	L	17-27
10/22	at Colts																	W	27-0
11/05	BENGALS																	W	23-7
11/12	CHARGERS																	W	20-17+
11/19	at Browns																	W	19-7
11/26	at Cardinals																	L	24-27
12/03	COLTS																	W	30-10
12/10	SEAHAWKS																	W	30-24
12/17	TEXANS	P	0	0	0	0.0	0.0	0.0	0	0	0	0/0	0.0	2	-2	-1	0	W	45-7
12/24	at 49ers																	L	33-44
12/31	at Titans																	L	10-15
2017 TOTALS			2-0	2	0	0	0.0	0.0	0.0	0	0	0	0/0	39.6	5	-5	-1	0	10-6

+ - Overtime

2018 GAME-BY-GAME REGULAR SEASON STATISTICS (CHIEFS)

DATE	OPPONENT	P/S	PASSING											RUSHING				W/L	SCORE
			ATT	CMP	YDS	PCT	Y/A	Y/C	TD	INT	LG	SK/YD	RATE	ATT	YDS	LG	TD		
09/09	at Chargers																	W	38-28
09/16	at Steelers																	W	42-37
09/23	49ERS																	W	38-27
10/01	at Broncos																	W	27-23
10/07	JAGUARS																	W	30-14
10/14	at Patriots																	L	40-43
10/21	BENGALS																	W	45-10
10/28	BRONCOS																	W	30-23
11/04	at Browns																	W	37-21
11/11	CARDINALS																	W	26-14
11/19	at Rams																	L	51-54
12/02	at Raiders																	W	40-33
2018 TOTALS			0-0	0	0	0	0.0	0.0	0.0	0	0	0	0/0	0.0	0	0	0	0	10-2

2008 GAME-BY-GAME POSTSEASON STATISTICS (DOLPHINS)

DATE	OPPONENT	P/S	PASSING											RUSHING				W/L	SCORE
			ATT	CMP	YDS	PCT	Y/A	Y/C	TD	INT	LG	SK/YD	RATE	ATT	YDS	LG	TD		
01/04	RAVENS																	L	9-27
2008 TOTALS			0-0	0	0	0	0.0	0.0	0.0	0	0	0	0/0	0.0	0	0	0	0	0-1

2017 GAME-BY-GAME POSTSEASON STATISTICS (JAGUARS)

DATE	OPPONENT	P/S	PASSING											RUSHING				W/L	SCORE
			ATT	CMP	YDS	PCT	Y/A	Y/C	TD	INT	LG	SK/YD	RATE	ATT	YDS	LG	TD		
01/07	BILLS																	W	10-3
01/14	at Steelers																	W	45-42
01/21	at Patriots																	L	20-24
2017 TOTALS			0-0	0	0	0	0.0	0.0	0.0	0	0	0	0/0	0.0	0	0	0	0	2-1



TYREEK HILL

WIDE RECEIVER

10



3RD SEASON

3RD YEAR WITH THE CHIEFS

COLLEGE: WEST ALABAMA

BIRTHDAY
03/01/94

HEIGHT
5'10"

WEIGHT
185

ACQUIRED
05-16



Third-year wide receiver enters his third NFL season with the Chiefs in 2018.

Was voted by teammates as a special teams captain in 2016 prior to his first playoff appearance against the Pittsburgh Steelers.

Ranks first in franchise history for highest punt return average, averaging 13.33 yards per return for his career.

Holds single-season career-high nine receiving touchdowns through Week 10 of the 2018 season.

Career Highlights:

Recorded first three-touchdown game for his career at New England on October 13, 2018. Hill led the team with seven receptions for 142 yards and three touchdowns.

In the NFL season-opener at New England (9/17/17), Hill caught a 75-yard touchdown pass from QB Alex Smith in the third quarter, marking his fifth-straight regular season game with a play of 60 or more yards, becoming the first player in NFL history to accomplish the feat.

In the Saturday Night Game against the Chargers (12/16/17), Hill recorded 88 receiving yards putting him over the 1,000 single season receiving yard plateau. He finished the 2017 season with 1,183 receiving yards marking the first 1,000-yard season of his career.

Collected his first-career kickoff return for a touchdown on an 86-yard free kick return following a safety forced in the second quarter on Nov. 27, 2016, in Week 12 at Denver.

Following a three-touchdown performance against Denver in Week 12 of the 2016 season, Hill became the

first player to record a rushing touchdown, a receiving touchdown and a kick return touchdown in a single game since Gale Sayers accomplished the feat against the Minnesota Vikings on October 17, 1965.

In the Chiefs first possession of the 2018 season (at Los Angeles Chargers), Hill collected a 91-yard punt return TD, good for fourth-longest in franchise history.

Honors:

Named to the Pro Bowl following the 2016 and 2017 seasons.

Was named to the Pro Football Writers of America (PFWA) All-NFL Team as a punt returner following the 2016 season, joining Travis Kelce, Marcus Peters and Eric Berry. Also gathered All-AFC accolades from the PFWA as a kick returner and punt returner, and All-Rookie team alongside Chris Jones.

For the first time in his career, Hill was named a first-team All-Pro punt returner by the Associated Press after a phenomenal 2016 regular season campaign.

Was voted All-Pro punt returner by Sporting News following the 2016 regular season.

Named AFC Offensive Player of the Week on Nov. 30, 2016, following a breakout performance in Week 12 at Denver and was twice named AFC Special Teams player of the Week: first on on Dec. 14, following a Week 14 performance vs. Oakland and once more on Jan. 4, 2017, following a Week 17 performance against San Diego.

Transactions:

Originally entered the NFL as the Chiefs fifth round (165th overall) pick in the 2016 NFL Draft.

COLLEGE

Played in 23 games (18 starts) with both Oklahoma State and West Alabama ... At UWA he tallied 25 rushes for 237 yards with one touchdown, caught 27 passes for 444 yards and three TDs ... Had 465 kick return yards with two TDs and 257 punt return yards with two TDs in 2015... For OSU in 2014, he tallied 102 rushes for 534 yards, caught 31 passes for 281 yards ... Had 740 kick return yards with two TDs and 256 punt return yards with one TD ... Was awarded All-Big 12 all-purpose player with 1,811 all-purpose yards ... His 996 combined return yards ranked second in the nation.

PERSONAL

Attended Coffee High School in Douglas, Ga.

Was a USA Today All-American track and field selection.

Won both the 100 meters and 200 meters at the 2012 Georgia 5A state meet.

On May 26, 2012, his time in the 200 meters was short of national high school record by only one hundredth of a second.

TYREEK HILL - NFL REGULAR SEASON STATISTICS

				RECEIVING				RUSHING					
DATE	TEAM	GP	GS	NO.	YDS	AVG	LG	TD	NO.	YDS.	AVG.	LG	TD
2016	Chiefs	16	1	61	593	9.7	49	6	24	267	11.1	70t	3
2017	Chiefs	15	13	75	1,183	15.8	79t	7	17	59	3.5	16	0
2018	Chiefs	12	12	66	1,119	17.0	75t	11	15	118	7.9	33	0
NFL TOTALS		43	26	202	2,895	14.3	79t	24	56	444	7.9	70t	3

TYREEK HILL - NFL POSTSEASON STATISTICS

				RECEIVING					RUSHING				
DATE	TEAM	GP	GS	NO.	YDS	AVG	LG	TD	NO.	YDS.	AVG.	LG	TD
2016	Chiefs	1	0	4	27	6.8	9	0	3	18	6.0	8	0
2017	Chiefs	1	1	7	87	12.4	45	0	1	14	14.0	14	0
NFL		2	1	11	114	10.4	45	0	4	32	8.0	14	0
TOTALS													

TYREEK HILL - NFL REGULAR SEASON RETURN STATISTICS

KICKOFF RETURNS							PUNT RETURNS					
DATE	TEAM	RET.	YDS.	AVG.	LG	TD	NO.	FC	YDS	AVG	LG	TD
2016	Chiefs	14	384	27.4	86t	1	39	8	592	15.2	95t	2
2017	Chiefs	0	0	0.0	0	0	25	9	204	8.2	82t	1
2018	Chiefs	0	0	0.0	0	0	17	2	197	11.6	91t	1
NFL TOTALS		14	384	27.4	86t	1	81	19	993	12.3	95t	4

TYREEK HILL - NFL POSTSEASON RETURN STATISTICS

KICKOFF RETURNS							PUNT RETURNS					
DATE	TEAM	RET.	YDS.	AVG.	LG	TD	NO.	FC	YDS	AVG	LG	TD
2016	Chiefs	4	72	18.0	21	0	0	0	0	0.0	0	0
2017	Chiefs	1	17	17.0	17	0	2	0	8	4.0	8	0
NFL TOTALS		5	89	17.8	21	0	2	0	8	4.0	8	0

SINGLE-GAME HIGHS: RUSHING/RECEIVING

Rush Attempts	6 vs. Denver Broncos, Dec 25, 2016 4 at Dallas Cowboys, Nov 05, 2017	Longest Kickoff Return	86t at Denver Broncos, Nov 27, 2016 33 at Pittsburgh Steelers, Oct 02, 2016
Rushing Yards	95 vs. Denver Broncos, Dec 25, 2016 68 vs. Tennessee Titans, Dec 18, 2016	Kickoff Return TDs	1 at Denver Broncos, Nov 27, 2016 3 at Dallas Cowboys, Nov 05, 2017
Longest Runs	70t vs. Denver Broncos, Dec 25, 2016 68t vs. Tennessee Titans, Dec 18, 2016	Fair Catches	2 vs. Buffalo Bills, Nov 26, 2017 ...2 more at 2.
Rushing TDs	1 vs. Denver Broncos, Dec 25, 2016 ...2 more at 1.	Punt Return Yards	99 vs. Oakland Raiders, Dec 08, 2016 95 at Los Angeles Chargers, Sep 09, 2018 ...1 more at 95.
Receptions	10 at Los Angeles Rams, Nov 19, 2018 ...1 more at 10.	Longest Punt Return	95t at Los Angeles Chargers, Jan 01, 2017 91t at Los Angeles Chargers, Sep 09, 2018
Receiving Yards	215 at Los Angeles Rams, Nov 19, 2018 185 at New York Jets, Dec 03, 2017	Punt Returns	6 vs. Oakland Raiders, Dec 08, 2016 4 vs. Denver Broncos, Dec 25, 2016 ...1 more at 4.
Longest Receptions	79t at New York Jets, Dec 03, 2017 75t at New England Patriots, Oct 14, 2018 ...1 more at 75.	Punt Return TDs	1 at Los Angeles Chargers, Sep 09, 2018 ...3 more at 1.
Receiving TDs	3 at New England Patriots, Oct 14, 2018 2 at Los Angeles Rams, Nov 19, 2018 ...3 more at 2.	Special Teams Tackles	1 vs. Oakland Raiders, Dec 08, 2016 ...3 more at 1.
All-purpose yards	268 at Los Angeles Chargers, Sep 09, 2018 237 at Los Angeles Rams, Nov 19, 2018	Miscellaneous Tackles	1 vs. Buffalo Bills, Nov 26, 2017
Kickoff Returns	3 at Houston Texans, Sep 18, 2016 2 at Pittsburgh Steelers, Oct 02, 2016 ...1 more at 2.	Most TDs	3 at New England Patriots, Oct 14, 2018 ...2 more at 3.
Kickoff Return Yards	86 at Denver Broncos, Nov 27, 2016 83 at Houston Texans, Sep 18, 2016		

SINGLE-GAME HIGHS - POSTSEASON: RUSHING/RECEIVING

Rush Attempts	3 vs. Pittsburgh Steelers, Jan 15, 2017 1 vs. Tennessee Titans, Jan 06, 2018	Kickoff Returns	4 vs. Pittsburgh Steelers, Jan 15, 2017 1 vs. Tennessee Titans, Jan 06, 2018
Rushing Yards	18 vs. Pittsburgh Steelers, Jan 15, 2017 14 vs. Tennessee Titans, Jan 06, 2018	Kickoff Return Yards	72 vs. Pittsburgh Steelers, Jan 15, 2017 17 vs. Tennessee Titans, Jan 06, 2018
Longest Runs	14 vs. Tennessee Titans, Jan 06, 2018 8 vs. Pittsburgh Steelers, Jan 15, 2017 7 vs. Pittsburgh Steelers, Jan 15, 2017 3 vs. Pittsburgh Steelers, Jan 15, 2017	Longest Kickoff Return	21 vs. Pittsburgh Steelers, Jan 15, 2017 20 vs. Pittsburgh Steelers, Jan 15, 2017 19 vs. Pittsburgh Steelers, Jan 15, 2017 12 vs. Pittsburgh Steelers, Jan 15, 2017
Receptions	7 vs. Tennessee Titans, Jan 06, 2018 4 vs. Pittsburgh Steelers, Jan 15, 2017	Punt Return Yards	8 vs. Tennessee Titans, Jan 06, 2018
Receiving Yards	87 vs. Tennessee Titans, Jan 06, 2018 27 vs. Pittsburgh Steelers, Jan 15, 2017	Longest Punt Return	8 vs. Tennessee Titans, Jan 06, 2018
Longest Receptions	45 vs. Tennessee Titans, Jan 06, 2018 26 vs. Tennessee Titans, Jan 06, 2018 9 vs. Pittsburgh Steelers, Jan 15, 2017 8 vs. Tennessee Titans, Jan 06, 2018 7 vs. Pittsburgh Steelers, Jan 15, 2017 ...1 more at 7.	Punt Returns	2 vs. Tennessee Titans, Jan 06, 2018
All-purpose yards	126 vs. Tennessee Titans, Jan 06, 2018 117 vs. Pittsburgh Steelers, Jan 15, 2017	Miscellaneous Tackles	1 vs. Pittsburgh Steelers, Jan 15, 2017

100-YARD RECEIVING GAMES (8): REGULAR SEASON

DATE	TEAM	NO.	YDS.	AVG.	LG	TD
09/07/17	at Patriots	7	133	19.0	75t	1
10/19/17	at Raiders	6	125	20.8	64t	1
12/03/17	at Jets	6	185	30.8	79t	2
12/24/17	DOLPHINS	6	109	18.2	52	0
09/09/18	at Chargers	7	169	24.1	58t	2
10/14/18	at Patriots	7	142	20.3	75t	3
11/11/18	CARDINALS	7	117	16.7	38	2
11/19/18	at Rams	10	215	21.5	73t	2

2016 GAME-BY-GAME REGULAR SEASON STATISTICS (CHIEFS)

DATE	OPPONENT	P/S	RECEIVING				RUSHING				W/L	SCORE
			NO	YDS	LG	TD	ATT	YDS	LG	TD		
09/11	CHARGERS	P	1	9	9t	1	0	0	0	0	W	33-27+
09/18	at Texans	P	2	8	5	0	1	-1	-1	0	L	12-19
09/25	JETS	P	3	26	13	0	1	-3	-3	0	W	24-3
10/02	at Steelers	P	5	24	9t	1	1	-2	-2	0	L	14-43
10/16	at Raiders	P	2	20	12	0	0	0	0	0	W	26-10
10/23	SAINTS	P	1	38	38t	1	2	23	18	0	W	27-21
10/30	at Colts	P	5	98	49	1	1	7	7	0	W	30-14
11/06	JAGUARS	P	3	11	5	0	2	21	16	0	W	19-14
11/13	at Panthers	P	10	89	27	0	1	12	12	0	W	20-17
11/20	BUCCANEERS	P	4	53	42	0	1	8	8	0	L	17-19
11/27	at Broncos	P	9	52	11	1	1	3	3t	1	W	30-27+
12/04	at Falcons	S	5	53	25	0	2	19	13	0	W	29-28
12/08	RAIDERS	P	6	66	36t	1	1	2	2	0	W	21-13
12/18	TITANS	P	0	0	0	0	1	68	68t	1	L	17-19
12/25	BRONCOS	P	0	0	0	0	6	95	70t	1	W	33-10
01/01	at Chargers	P	5	46	20	0	3	15	20	0	W	37-27
2016 TOTALS		16-1	61	593	49	6	24	267	70t	3	12-4	

+ - Overtime

2017 GAME-BY-GAME REGULAR SEASON STATISTICS (CHIEFS)

DATE	OPPONENT	P/S	RECEIVING				RUSHING				W/L	SCORE
			NO	YDS	LG	TD	ATT	YDS	LG	TD		
09/07	at Patriots	P	7	133	75t	1	2	5	4	0	W	42-27
09/17	EAGLES	S	4	43	18	0	1	6	6	0	W	27-20
09/24	at Chargers	S	5	77	30t	1	3	13	9	0	W	24-10
10/02	REDSKINS	S	5	35	12	0	0	0	0	0	W	29-20
10/08	at Texans	S	4	68	38	0	0	0	0	0	W	42-34
10/15	STEELERS	S	5	34	10	0	1	-9	-9	0	L	13-19
10/19	at Raiders	P	6	125	64t	1	2	7	7	0	L	30-31
10/30	BRONCOS	S	2	38	25	0	0	0	0	0	W	29-19
11/05	at Cowboys	S	2	64	56t	1	4	9	12	0	L	17-28
11/19	at Giants	S	7	68	38	0	1	16	16	0	L	9-12+
11/26	BILLS	S	7	41	11	0	2	13	16	0	L	10-16
12/03	at Jets	S	6	185	79t	2	0	0	0	0	L	31-38
12/10	RAIDERS	S	4	75	44	0	0	0	0	0	W	26-15
12/16	CHARGERS	S	5	88	64t	1	0	0	0	0	W	30-13
12/24	DOLPHINS	S	6	109	52	0	1	-1	-1	0	W	29-13
12/31	at Broncos										W	27-24
						INACTIVE						
2017 TOTALS		15-13	75	1,183	79t	7	17	59	16	0	10-6	

+ - Overtime

2018 GAME-BY-GAME REGULAR SEASON STATISTICS (CHIEFS)

DATE	OPPONENT	P/S	RECEIVING				RUSHING				W/L	SCORE
			NO	YDS	LG	TD	ATT	YDS	LG	TD		
09/09	at Chargers	S	7	169	58t	2	2	4	7	0	W	38-28
09/16	at Steelers	S	5	90	36	1	0	0	0	0	W	42-37
09/23	49ERS	S	2	51	42	0	2	5	5	0	W	38-27
10/01	at Broncos	S	9	54	15	0	1	2	2	0	W	27-23
10/07	JAGUARS	S	4	61	36	0	2	26	21	0	W	30-14
10/14	at Patriots	S	7	142	75t	3	1	0	0	0	L	40-43
10/21	BENGALS	S	7	68	27	1	2	8	6	0	W	45-10
10/28	BRONCOS	S	3	70	40	0	0	0	0	0	W	30-23
11/04	at Browns	S	4	69	40	0	2	16	12	0	W	37-21
11/11	CARDINALS	S	7	117	38	2	1	20	20	0	W	26-14
11/19	at Rams	S	10	215	73t	2	0	0	0	0	L	51-54
12/02	at Raiders	S	1	13	13	0	2	37	33	0	W	40-33
2018 TOTALS		12-12	66	1,119	75t	11	15	118	33	0	10-2	

2016 GAME-BY-GAME POSTSEASON STATISTICS (CHIEFS)

DATE	OPPONENT	P/S	RECEIVING				RUSHING				W/L	SCORE
			NO	YDS	LG	TD	ATT	YDS	LG	TD		
01/15	STEELERS	P	4	27	9	0	3	18	8	0	L	16-18
2016 TOTALS	1-0		4	27	9	0	3	18	8	0	0-1	

2017 GAME-BY-GAME POSTSEASON STATISTICS (CHIEFS)

DATE	OPPONENT	P/S	RECEIVING				RUSHING				W/L	SCORE
			NO	YDS	LG	TD	ATT	YDS	LG	TD		
01/06	TITANS	S	7	87	45	0	1	14	14	0	L	21-22
2017 TOTALS	1-1		7	87	45	0	1	14	14	0	0-1	



ANTHONY HITCHENS

LINEBACKER

53



5TH SEASON

1ST YEAR WITH THE CHIEFS

COLLEGE: IOWA

BIRTHDAY
06/10/92

HEIGHT
6'0"

WEIGHT
235

ACQUIRED
UFA-18

Fifth-year linebacker enters his first season with the Chiefs in 2018.

Recorded first start with the Chiefs in Week 1 of the 2018 season at Los Angeles Chargers (9/9/18) where he recorded 15 tackles (7 solo), tying his career-high for most tackles in a single game.

Finished the 2017 season ranking second on the Cowboys defense with 84 tackles.

Made his NFL debut with the Dallas Cowboys on Sept.

7, 2014, against San Francisco.

Originally entered the NFL as a fourth-round pick (119th overall) by the Dallas Cowboys in the 2014 NFL Draft.

Transactions:

Signed by Kansas City (3/15/18) ... Originally entered the NFL as a fourth-round pick (119th overall) by the Dallas Cowboys in the 2014 NFL Draft.

COLLEGE

Attended the University of Iowa (2010-13) where he earned team co-MVP honors, which he shared with OL Brandon Scherff, after starting all 13 games at outside linebacker and leading the team in tackles with 112, recording 13.5 tackles for loss, 2.0 sacks, one fumble recovery, one forced fumble, a pass breakup and an interception as a senior ... Started all 11 games he played as a junior, missing one game due to injury, as the weakside linebacker and led Iowa with a career-high 124 tackles, collecting 5.5 tackles for loss and 1.0 sack ... Recorded 270 career tackles to tie for 20th in career stops during his collegiate career. ... Ranked sixth in the Big Ten in tackles per game (8.6) and seventh in tackles for loss (1.04) in 2013 ... Led the Big Ten and ranked fifth in the nation in tackles per game (11.2) in 2012.

PERSONAL

- Attended Clearview High School in Lorain, Ohio, where he was named first-team all-state, all-county and all-conference as a junior and senior also serving as team captain his final two years.
- Collected 154 career tackles, including 12.0 sacks to go along with five interceptions, six forced fumbles, six fumble recoveries and four defensive touchdowns.
- Also had 3,864 career rushing yards and 52 touchdowns on 519 rushing attempts and 16 career pass receptions for 213 yards and four touchdowns.
- Earned four varsity letters in football as a linebacker, running back, kick returner and punt returner.
- Also lettered in basketball and track.
- Earned his degree in recreational sports management from Iowa.

ANTHONY HITCHENS - NFL REGULAR SEASON STATISTICS

		TACKLES								INTERCEPTIONS								O. FUMB				ST				MISC			
DATE	TEAM	GP	GS	TK	S	A	TFL	YDS	SK	YDS	QBH	NO	YDS	LG	TD	PD	FF	FR	YDS	TK	S	A	FF	FR	S	A			
2014	Cowboys	16	11	73	57	16	3	5	0.0	0.0	2	1	8	8	0	4	0	0	0	2	2	0	0	0	0	0			
2015	Cowboys	16	9	66	39	27	5	20	2.0	14.0	5	0	0	0	0	1	1	0	0	1	1	0	0	0	0	0			
2016	Cowboys	16	16	78	39	39	4	21	1.5	12.0	5	0	0	0	0	1	0	0	0	0	0	0	0	0	0	0			
2017	Cowboys	12	12	84	55	29	9	13	0.0	0.0	2	0	0	0	0	2	1	0	0	0	0	0	0	0	0	0			
2018	Chiefs	11	11	96	60	36	6	24	0.0	0.0	1	0	0	0	0	0	1	0	0	0	0	0	0	0	0	0			
NFL TOTALS		71	59	397	250	147	27	83	3.5	26.0	15	1	8	8	0	8	3	0	0	3	3	0	0	0	0	0			

ANTHONY HITCHENS - NFL POSTSEASON STATISTICS

DATE TEAM	G	P	GS	TK	S	A	TACKLES				INTERCEPTIONS				O. FUMB				ST				MISC			
							TFL	YDS	SK	YDS	QBH	NO	YDS	LG	TD	PD	FF	FR	YDS	TK	S	A	FF	FR	S	A
2014 Cowboys	2	0	9	7	2	0	0	0.0	0.0	0	1	0	0	0	0	1	0	0	0	0	0	0	0	0	0	0
2016 Cowboys	1	1	7	4	3	0	0	0.0	0.0	0	1	0	0	0	0	0	0	0	0	0	0	0	0	0	0	0
NFL TOTALS	3	1	16	11	5	0	0	0.0	0.0	0	2	0	0	0	0	1	0	0	0	0	0	0	0	0	0	0

SINGLE-GAME HIGHS: DEFENSIVE

Total Tackles	15 vs. Washington Redskins, Nov 30, 2017 14 at New England Patriots, Oct 14, 2018 14 at Los Angeles Chargers, Sep 09, 2018 14 at New York Giants, Dec 10, 2017 13 at Los Angeles Rams, Sep 21, 2014	Tackles For Loss	3 vs. Washington Redskins, Nov 30, 2017 3 at San Francisco 49ers, Oct 22, 2017 2 at New England Patriots, Oct 14, 2018 2 at Los Angeles Chargers, Sep 09, 2018 ...2 more at 2.
Sacks	1.0 at Minnesota Vikings, Dec 01, 2016 1.0 at New Orleans Saints, Oct 04, 2015 1.0 at Philadelphia Eagles, Sep 20, 2015 0.5 at Cleveland Browns, Nov 06, 2016	Interceptions	1 vs. Indianapolis Colts, Dec 21, 2014
Passes Defensed	2 vs. Indianapolis Colts, Dec 21, 2014 1 at New York Giants, Dec 10, 2017 1 vs. Green Bay Packers, Oct 08, 2017 1 at Minnesota Vikings, Dec 01, 2016 ...3 more at 1.	Interception Return Yards	8 vs. Indianapolis Colts, Dec 21, 2014
Forced Fumbles	1 at Los Angeles Rams, Nov 19, 2018 1 at New York Giants, Dec 10, 2017 1 vs. Washington Redskins, Jan 03, 2016	Special Teams Tackles	1 at Green Bay Packers, Dec 13, 2015 1 vs. Indianapolis Colts, Dec 21, 2014 1 vs. New York Giants, Oct 19, 2014

SINGLE-GAME HIGHS - POSTSEASON: DEFENSIVE

Total Tackles	7 vs. Green Bay Packers, Jan 15, 2017 6 at Green Bay Packers, Jan 11, 2015 3 vs. Detroit Lions, Jan 04, 2015	Passes Defensed	1 vs. Detroit Lions, Jan 04, 2015
----------------------	--	------------------------	-----------------------------------

2014 GAME-BY-GAME REGULAR SEASON STATISTICS (COWBOYS)

DATE OPPONENT	P	TK	S	A	TACKLES				INTERCEPTIONS				O. FUMB				ST				MISC				W/L	SCORE
					SK	YDS	TFL	YDS	QBH	NO	YDS	LG	TD	PD	FF	FR	YDS	TK	S	A	FF	FR	S	A		
09/07 49ERS	P	1	0	1	0.0	0.0	0	0	0	0	0	0	0	0	0	0	0	0	0	0	0	0	0	0	L	17-28
09/14 at Titans	S	2	1	1	0.0	0.0	0	0	0	0	0	0	0	0	0	0	0	0	0	0	0	0	0	0	W	26-10
09/21 at Rams	S	13	10	3	0.0	0.0	1	1	0	0	0	0	0	1	0	0	0	0	0	0	0	0	0	0	W	34-31
09/28 SAINTS	P	0	0	0	0.0	0.0	0	0	0	0	0	0	0	0	0	0	0	0	0	0	0	0	0	0	W	38-17
10/05 TEXANS	S	4	3	1	0.0	0.0	0	0	0	0	0	0	0	1	0	0	0	0	0	0	0	0	0	0	W	20-17+
10/12 at Seahawks	P	0	0	0	0.0	0.0	0	0	0	0	0	0	0	0	0	0	0	0	0	0	0	0	0	0	W	30-23
10/19 GIANTS	P	0	0	0	0.0	0.0	0	0	0	0	0	0	0	0	0	0	0	1	1	0	0	0	0	0	W	31-21
10/27 REDSKINS	P	0	0	0	0.0	0.0	0	0	0	0	0	0	0	0	0	0	0	0	0	0	0	0	0	0	L	17-20+
11/02 CARDINALS	S	8	5	3	0.0	0.0	1	3	1	0	0	0	0	0	0	0	0	0	0	0	0	0	0	0	L	17-28
11/09 at Jaguars	S	9	9	0	0.0	0.0	0	0	1	0	0	0	0	0	0	0	0	0	0	0	0	0	0	0	W	31-17
11/23 at Giants	S	7	4	3	0.0	0.0	1	1	0	0	0	0	0	0	0	0	0	0	0	0	0	0	0	0	W	31-28
11/27 EAGLES	S	12	10	2	0.0	0.0	0	0	0	0	0	0	0	0	0	0	0	0	0	0	0	0	0	0	L	10-33
12/04 at Bears	S	4	4	0	0.0	0.0	0	0	0	0	0	0	0	0	0	0	0	0	0	0	0	0	0	0	W	41-28
12/14 at Eagles	S	5	3	2	0.0	0.0	0	0	0	0	0	0	0	0	0	0	0	0	0	0	0	0	0	0	W	38-27
12/21 COLTS	S	7	7	0	0.0	0.0	0	0	0	1	8	8	0	2	0	0	0	1	1	0	0	0	0	0	W	42-7
12/28 at Redskins	S	1	1	0	0.0	0.0	0	0	0	0	0	0	0	0	0	0	0	0	0	0	0	0	0	0	W	44-17
2014 TOTALS		16-11	73	57	16	0.0	0.0	3	5	2	1	8	8	0	4	0	0	0	2	2	0	0	0	0	12-4	

+ - Overtime

2015 GAME-BY-GAME REGULAR SEASON STATISTICS (COWBOYS)

		TACKLES								INTERCEPTIONS					O. FUMB			ST				MISC				
DATE	OPPONENT	TK	S	A	SK	YDS	TFL	YDS	QBH	NO	YDS	LG	TD	PD	FF	FR	YDS	TK	S	A	FF	FR	S	A	W/L	SCORE
09/13	GIANTS	S	8	4	4	0.0	0.0	0	0	1	0	0	0	0	0	0	0	0	0	0	0	0	0	0	W	27-26
09/20	at Eagles	S	5	2	3	1.0	5.0	1	5	1	0	0	0	0	0	0	0	0	0	0	0	0	0	0	W	20-10
09/27	FALCONS	S	7	5	2	0.0	0.0	0	0	1	0	0	0	0	0	0	0	0	0	0	0	0	0	0	L	28-39
10/04	at Saints	S	11	9	2	1.0	9.0	2	13	1	0	0	0	0	0	0	0	0	0	0	0	0	0	0	L	20-26+
10/11	PATRIOTS	P	1	0	1	0.0	0.0	0	0	0	0	0	0	0	0	0	0	0	0	0	0	0	0	0	L	6-30
10/25	at Giants	S	1	0	1	0.0	0.0	0	0	0	0	0	0	0	0	0	0	0	0	0	0	0	0	0	L	20-27
11/01	SEAHAWKS	P	0	0	0	0.0	0.0	0	0	1	0	0	0	0	0	0	0	0	0	0	0	0	0	0	L	12-13
11/08	EAGLES	P	3	2	1	0.0	0.0	0	0	0	0	0	0	0	0	0	0	0	0	0	0	0	0	0	L	27-33+
11/15	at Buccaneers	S	6	4	2	0.0	0.0	1	0	0	0	0	0	0	0	0	0	0	0	0	0	0	0	0	L	6-10
11/22	at Dolphins	P	0	0	0	0.0	0.0	0	0	0	0	0	0	0	0	0	0	0	0	0	0	0	0	0	W	24-14
11/26	PANTHERS	P	0	0	0	0.0	0.0	0	0	0	0	0	0	0	0	0	0	0	0	0	0	0	0	0	L	14-33
12/07	at Redskins	P	0	0	0	0.0	0.0	0	0	0	0	0	0	0	0	0	0	0	0	0	0	0	0	0	W	19-16
12/13	at Packers	P	3	0	3	0.0	0.0	0	0	0	0	0	0	0	0	0	0	0	1	1	0	0	0	0	L	7-28
12/19	JETS	S	10	5	5	0.0	0.0	1	2	0	0	0	0	0	0	0	0	0	0	0	0	0	0	0	L	16-19
12/27	at Bills	S	3	2	1	0.0	0.0	0	0	0	0	0	0	0	0	0	0	0	0	0	0	0	0	0	L	6-16
01/03	REDSKINS	S	8	6	2	0.0	0.0	0	0	0	0	0	0	0	1	1	0	0	0	0	0	0	0	0	L	23-34
2015 TOTALS		16-9	66	39	27	2.0	14.0	5	20	5	0	0	0	0	1	1	0	0	11	0	0	0	0	0	0	4-12

+ - Overtime

2016 GAME-BY-GAME REGULAR SEASON STATISTICS (COWBOYS)

		TACKLES							INTERCEPTIONS				O. FUMB			ST				MISC						
DATE	OPPONENT	TK	S	A	SK	YDS	TFL	YDS	QBH	NO	YDS	LG	TD	PD	FF	FR	YDS	TK	S	A	FF	FR	S	A	W/L	SCORE
09/11	GIANTS	S	6	1	5	0.0	0.0	0	0	0	0	0	0	0	0	0	0	0	0	0	0	0	0	0	L	19-20
09/18	at Redskins	S	3	3	0	0.0	0.0	0	0	1	0	0	0	0	0	0	0	0	0	0	0	0	0	0	W	27-23
09/25	BEARS	S	3	1	2	0.0	0.0	0	0	0	0	0	0	0	0	0	0	0	0	0	0	0	0	0	W	31-17
10/02	at 49ers	S	6	5	1	0.0	0.0	0	0	0	0	0	0	0	0	0	0	0	0	0	0	0	0	0	W	24-17
10/09	BENGALS	S	4	1	3	0.0	0.0	0	0	1	0	0	0	0	0	0	0	0	0	0	0	0	0	0	W	28-14
10/16	at Packers	S	3	1	2	0.0	0.0	0	0	0	0	0	0	0	0	0	0	0	0	0	0	0	0	0	W	30-16
10/30	EAGLES	S	3	1	2	0.0	0.0	1	3	0	0	0	0	0	0	0	0	0	0	0	0	0	0	0	W	29-23+
11/06	at Browns	S	6	3	3	0.5	4.0	0	0	1	0	0	0	0	0	0	0	0	0	0	0	0	0	0	W	35-10
11/13	at Steelers	S	5	4	1	0.0	0.0	0	0	0	0	0	0	0	0	0	0	0	0	0	0	0	0	0	W	35-30
11/20	RAVENS	S	3	2	1	0.0	0.0	0	0	1	0	0	0	0	0	0	0	0	0	0	0	0	0	0	W	27-17
11/24	REDSKINS	S	3	1	2	0.0	0.0	1	4	0	0	0	0	0	0	0	0	0	0	0	0	0	0	0	W	31-26
12/01	at Vikings	S	10	6	4	1.0	8.0	2	14	1	0	0	0	0	1	0	0	0	0	0	0	0	0	0	W	17-15
12/11	at Giants	S	7	3	4	0.0	0.0	0	0	0	0	0	0	0	0	0	0	0	0	0	0	0	0	0	L	7-10
12/18	BUCCANEERS	S	3	0	3	0.0	0.0	0	0	0	0	0	0	0	0	0	0	0	0	0	0	0	0	0	W	26-20
12/26	LIONS	S	9	4	5	0.0	0.0	0	0	0	0	0	0	0	0	0	0	0	0	0	0	0	0	0	W	42-21
01/01	at Eagles	S	4	3	1	0.0	0.0	0	0	0	0	0	0	0	0	0	0	0	0	0	0	0	0	0	L	13-27
2016 TOTALS		16-16	78	39	39	1.5	12.0	4	21	5	0	0	0	0	1	0	0	0	0	0	0	0	0	0	13-3	

+ - Overtime

2017 GAME-BY-GAME REGULAR SEASON STATISTICS (COWBOYS)

		TACKLES								INTERCEPTIONS					O. FUMB			ST				MISC				
DATE OPPONENT		TK	S	A	SK	YDS	TFL	YDS	QBH	NO	YDS	LG	TD	PD	FF	FR	YDS	TK	S	A	FF	FR	S	A	W/L	SCORE
09/10 GIANTS										INACTIVE												W	19-3			
09/17 at Broncos										INACTIVE												L	17-42			
09/25 at Cardinals										INACTIVE												W	28-17			
10/01 RAMS										INACTIVE												L	30-35			
10/08 PACKERS	S	6	3	3	0.0	0.0	0	0	0	0	0	0	0	1	0	0	0	0	0	0	0	0	0	0	L	31-35
10/22 at 49ers	S	8	8	0	0.0	0.0	3	0	0	0	0	0	0	0	0	0	0	0	0	0	0	0	0	0	W	40-10
10/29 at Redskins	S	3	1	2	0.0	0.0	0	0	0	0	0	0	0	0	0	0	0	0	0	0	0	0	0	0	W	33-19
11/05 CHIEFS	S	4	1	3	0.0	0.0	0	0	0	0	0	0	0	0	0	0	0	0	0	0	0	0	0	0	W	28-17
11/12 at Falcons	S	10	5	5	0.0	0.0	1	1	0	0	0	0	0	0	0	0	0	0	0	0	0	0	0	0	L	7-27
11/19 EAGLES	S	5	4	1	0.0	0.0	1	1	1	0	0	0	0	0	0	0	0	0	0	0	0	0	0	0	L	9-37
11/23 CHARGERS	S	7	6	1	0.0	0.0	0	0	0	0	0	0	0	0	0	0	0	0	0	0	0	0	0	0	L	6-28
11/30 REDSKINS	S	15	12	3	0.0	0.0	3	9	0	0	0	0	0	0	0	0	0	0	0	0	0	0	0	0	W	38-14
12/10 at Giants	S	14	10	4	0.0	0.0	0	0	0	0	0	0	0	1	1	0	0	0	0	0	0	0	0	0	W	30-10
12/17 at Raiders	S	6	1	5	0.0	0.0	0	0	0	0	0	0	0	0	0	0	0	0	0	0	0	0	0	0	W	20-17
12/24 SEAHAWKS	S	4	2	2	0.0	0.0	0	0	1	0	0	0	0	0	0	0	0	0	0	0	0	0	0	0	L	12-21
12/31 at Eagles	S	2	2	0	0.0	0.0	1	2	0	0	0	0	0	0	0	0	0	0	0	0	0	0	0	0	W	6-0
2017 TOTALS		12-12	84	55	29	0.0	0.0	9	13	2	0	0	0	2	1	0	0	0	0	0	0	0	0	0	9-7	

2018 GAME-BY-GAME REGULAR SEASON STATISTICS (CHIEFS)

DATE OPPONENT		TACKLES								INTERCEPTIONS					O. FUMB			ST				MISC		W/L	SCORE		
		TK	S	A	SK	YDS	TFL	YDS	QBH	NO	YDS	LG	TD	PD	FF	FR	YDS	TK	S	A	FF	FR	S			A	
09/09 at Chargers	S	14	6	8	0.0	0.0	2	4	0	0	0	0	0	0	0	0	0	0	0	0	0	0	0	W	38-28		
09/16 at Steelers	S	12	7	5	0.0	0.0	1	1	0	0	0	0	0	0	0	0	0	0	0	0	0	0	0	W	42-37		
09/23 49ERS	S	6	6	0	0.0	0.0	0	0	1	0	0	0	0	0	0	0	0	0	0	0	0	0	0	W	38-27		
10/01 at Broncos	S	3	1	2	0.0	0.0	0	0	0	0	0	0	0	0	0	0	0	0	0	0	0	0	0	W	27-23		
10/07 JAGUARS	S	11	8	3	0.0	0.0	0	0	0	0	0	0	0	0	0	0	0	0	0	0	0	0	0	W	30-14		
10/14 at Patriots	S	14	6	8	0.0	0.0	2	7	0	0	0	0	0	0	0	0	0	0	0	0	0	0	0	L	40-43		
10/21 BENGALS	S	3	3	0	0.0	0.0	0	0	0	0	0	0	0	0	0	0	0	0	0	0	0	0	0	W	45-10		
10/28 BRONCOS	S	8	5	3	0.0	0.0	1	12	0	0	0	0	0	0	0	0	0	0	0	0	0	0	0	W	30-23		
11/04 at Browns	S	9	9	0	0.0	0.0	0	0	0	0	0	0	0	0	0	0	0	0	0	0	0	0	0	W	37-21		
11/11 CARDINALS		DID NOT PLAY																								W	26-14
11/19 at Rams	S	6	4	2	0.0	0.0	0	0	0	0	0	0	0	0	1	0	0	0	0	0	0	0	0	L	51-54		
12/02 at Raiders	S	10	5	5	0.0	0.0	0	0	0	0	0	0	0	0	0	0	0	0	0	0	0	0	0	W	40-33		
2018 TOTALS	11-11	96	60	36	0.0	0.0	6	24	1	0	0	0	0	0	1	0	0	0	0	0	0	0	0	10-2			

2014 GAME-BY-GAME POSTSEASON STATISTICS (COWBOYS)

		TACKLES							INTERCEPTIONS					O. FUMB			ST					MISC				
DATE OPPONENT		TK	S	A	SK	YDS	TFL	YDS	QBH	NO	YDS	LG	TD	PD	FF	FR	YDS	TK	S	A	FF	FR	S	A	W/L	SCORE
01/04	LIONS	P	3	2	1	0.0	0.0	0	0	0	0	0	0	1	0	0	0	0	0	0	0	0	0	0	W	24-20
01/11	at Packers	P	6	5	1	0.0	0.0	0	0	1	0	0	0	0	0	0	0	0	0	0	0	0	0	0	L	21-26
2014	TOTALS	2-0	9	7	2	0.0	0.0	0	0	1	0	0	0	0	1	0	0	0	0	0	0	0	0	0	1-1	

2016 GAME-BY-GAME POSTSEASON STATISTICS (COWBOYS)

		TACKLES							INTERCEPTIONS					O. FUMB			ST					MISC				
DATE	OPPONENT	TK	S	A	SK	YDS	TFL	YDS	QBH	NO	YDS	LG	TD	PD	FF	FR	YDS	TK	S	A	FF	FR	S	A	W/L	SCORE
01/15	PACKERS	S	7	4	3	0.0	0.0	0	0	1	0	0	0	0	0	0	0	0	0	0	0	0	0	0	L	31-34
2016 TOTALS		1-1	7	4	3	0.0	0.0	0	0	1	0	0	0	0	0	0	0	0	0	0	0	0	0	0	0-1	



JUSTIN HOUSTON

LINEBACKER

50



8TH SEASON

8TH YEAR WITH THE CHIEFS

COLLEGE: GEORGIA

BIRTHDAY
01/21/89

HEIGHT
6'3"

WEIGHT
258

ACQUIRED
D3a-11



📺 Eighth-year linebacker enters his eighth season with the Chiefs in 2018.

Logged first interception of 2018 season in Week 10 vs. Arizona (11/11/18).

Recorded third sack of the 2018 season in Week 4 vs. Denver (10/1/18), giving him 72.5 sacks for his career, fifth in franchise history.

📺 Has appeared in five (four starts) career postseason games, tallying 15 tackles (12 solo), including two for loss, 2.0 sacks (-8.0 yards), six QB pressures, two passes defended and one fumble recovery.

📺 Was voted by teammates as a defensive team captain for the team's 2017 playoff game vs. Pittsburgh and the 2018 playoff game vs. Tennessee.

📺 Started all 16 games for the first time in his career in 2012, recording 66 tackles (53 solo), 10.0 sacks (-69.0 yards), one interception for 32 yards, six passes defended, one forced fumble, one fumble recovery and 18 QB pressures.

Career Highlights:

📺 Finished the 2017 season with 9.5 sacks giving him 69.5 career sacks, which ranks fifth in franchise history.

📺 His 22.0 sacks (-99.0 yards) in 2014 led the NFL and set a franchise record for single season sacks passing late Pro Football Hall of Famer LB Derrick Thomas' previous record of 20.0 set back in 1990. He finished just under Michael Strahan's NFL record of 22.5 set in 2001.

📺 Became just the fourth player in franchise history to record at least three seasons with double-digit sack totals (10.0 - 2012, 11.0 - 2013, 22.0 - 2014), joining LB Derrick Thomas (seven seasons), DE Neil Smith (four seasons) and LB Tamba Hali (three seasons).

📺 He became the second-fastest player in Chiefs history to reach 30.0 career sacks, passing that plateau with 31.5 sacks in 47 games. Pro Football Hall of Fame LB

Derrick Thomas recorded 30.0 sacks in his first 31 games.

📺 Set a single-game career-high with 4.5 sacks (-28.0 yards) of QB Michael Vick at Philadelphia (9/19/13), ranking as the third-best single-game performance in franchise history behind a pair of Derrick Thomas performances - 7.0 vs. Seattle (11/11/90) and 6.0 vs. Oakland (9/6/98).

📺 His 4.5 sacks at Philadelphia (9/19/13) tie for the NFL single-game high for the 2013 season.

Honors:

📺 Earned his fourth-consecutive trip to the Pro Bowl following the 2015 season.

📺 Earned a First Team TSN All-Pro honor following the 2015 season

📺 Winner of the 2014 Deacon Jones Award, given annually to the NFL leader in quarterback sacks.

📺 Earned a First Team AP All-Pro and PFWA All-NFL honors following the 2014 season.

📺 Earned AFC Defensive Player of the Week following performances in Week 1 and Week 3 and was named AFC Defensive Player of the Month for September during the 2013 season compiling 19 tackles, 7.5 sacks, two fumble recoveries and one forced fumble as he helped the Chiefs to a 4-0 record in the season's opening month. He became the first Chiefs linebacker to win AFC Defensive Player of the Month since Pro Football Hall of Fame linebacker Derrick Thomas in 1997.

📺 Was named the club's Mack Lee Hill Award winner following the 2011 season, an honor bestowed on Kansas City's top rookie or first-year player.

Transactions:

Signed with Kansas City (8/4/11) ... Selected in the third round (70th overall) by Kansas City in the 2011 NFL Draft.

COLLEGE

Played in 36 games with 24 starts at Georgia ... Recorded 125 tackles (70 solo), with 20.0 sacks (-134.0 yards) and 38.0 tackles for loss (-168.0 yards) ... Forced two fumbles and recovered two, returning one for an 18-yard touchdown ... Added 78 QB pressures, five passes defended and an interception ... Moved from defensive end to linebacker when team switched to 3-4 defense in 2010 ... Started all 13 games at weakside outside linebacker as a junior in 2010 ... Finished third on team with 67 tackles (38 solo) ... Led Georgia and ranked second in the SEC with a career-best 10.0 sacks (-67.0 yards) ... Also led the Bulldogs and ranked second in the SEC with 18.5 tackles for loss (-81.0 yards) ... Had 44 QB pressures, two passes defended and an interception ... Chosen the team's most valuable player ... Earned All-SEC first-team honors from the Associated Press and SEC coaches ... First-team All-American choice by *NFL Draft Report*, the Football Writers Association of America and the Walter Camp Football Foundation ... Semifinalist for the Chuck Bednarik Award as the best defensive player as well as a finalist for the Bronko Nagurski Trophy as football's best defensive player and the Butkus Award as the

country's top linebacker ... Started 10 games at strongside defensive end in 2009 as a sophomore ... Recorded 39 tackles (22 solo) ... Led the conference with 15.0 tackles for loss (-59.0 yards) ... Also had 17 QB pressures, one forced fumble and one pass defended ... Named to the Georgia Athletic Director's Honor Roll ... An All-SEC second-team selection ... Had four tackles, 2.0 stops for a loss, including 1.0 sack vs. Arizona State, earning SEC Defensive Lineman of the Week honors ... Appeared in all 13 games (one start) as a redshirt freshman in 2008 ... Recorded 19 tackles (10 solo), 4.5 tackles for loss (-28.0 yards), 2.5 sacks (-25.0 yards) and 16 QB pressures ... Produced two passes defended ... Redshirted as a true freshman in 2007.

PERSONAL

- 🏆 Named Atlanta Journal-Constitution class AAAA All-State honorable mention at Statesboro High School in Statesboro, Ga.
- 🏆 Best in Georgia Top 50 selection.
- 🏆 Earned all-region honors as a junior and senior.
- 🏆 Led team to State Class 4A championship as a junior.
- 🏆 Also lettered in basketball.
- 🏆 Majored in housing at Georgia.

JUSTIN HOUSTON - NFL REGULAR SEASON STATISTICS

DATE	TEAM	GP	GS	TACKLES					INTERCEPTIONS					O. FUMB					ST				MISC			
				TK	S	A	TFL	YDS	SK	YDS	QBH	NO	YDS	LG	TD	PD	FF	FR	YDS	TK	S	A	FF	FR	S	A
2011	Chiefs	16	10	51	43	8	10	0	5.5	27.5	9	0	0	0	0	4	1	1	0	5	3	2	0	0	0	0
2012	Chiefs	16	16	66	53	13	13	10	10.0	69.0	18	1	32	32	0	6	1	1	4	0	0	0	0	0	0	0
2013	Chiefs	11	11	44	41	3	11	63	11.0	75.0	15	0	0	0	0	4	1	2	0	0	0	0	0	0	0	0
2014	Chiefs	16	16	69	60	9	23	112	22.0	99.0	25	0	0	0	0	5	4	0	0	0	0	0	0	0	0	0
2015	Chiefs	11	11	30	25	5	9	50	7.5	54.0	13	2	16	17t	1	6	1	0	0	0	0	0	0	0	0	0
2016	Chiefs	5	5	21	20	1	6	21	4.0	17.0	6	0	0	0	0	1	1	0	0	0	0	0	0	0	0	0
2017	Chiefs	15	15	59	46	13	16	74	9.5	54.0	20	0	0	0	0	5	0	1	13	0	0	0	0	0	0	0
2018	Chiefs	8	8	19	16	3	5	11	4.0	27.0	6	1	4	4	0	1	3	1	0	0	0	0	0	0	0	0
NFL TOTALS		98	92	359	304	55	93	341	73.5	422.5	112	4	52	32	1	32	12	6	17	5	3	2	0	0	0	0

JUSTIN HOUSTON - NFL POSTSEASON STATISTICS

DATE	TEAM	GP	GS	TACKLES					INTERCEPTIONS					O. FUMB					ST				MISC			
				TK	S	A	TFL	YDS	SK	YDS	QBH	NO	YDS	LG	TD	PD	FF	FR	YDS	TK	S	A	FF	FR	S	A
2013	Chiefs	1	1	4	3	1	1	7	1.0	7.0	3	0	0	0	0	1	0	1	7	0	0	0	0	0	0	0
2015	Chiefs	2	1	3	2	1	0	0	0.0	0.0	1	0	0	0	0	0	0	0	0	0	0	0	0	0	0	0
2016	Chiefs	1	1	6	5	1	0	0	0.0	0.0	0	0	0	0	0	0	0	0	0	0	0	0	0	0	0	0
2017	Chiefs	1	1	2	2	0	1	1	1.0	1.0	2	0	0	0	0	1	0	0	0	0	0	0	0	0	0	0
NFL TOTALS		5	4	15	12	3	2	8	2.0	8.0	6	0	0	0	0	2	0	1	7	0	0	0	0	0	0	0

SINGLE-GAME HIGHS: DEFENSIVE

Total Tackles	10 at Denver Broncos, Nov 27, 2016 10 at Denver Broncos, Nov 17, 2013 9 at Denver Broncos, Dec 30, 2012 9 at Los Angeles Chargers, Nov 01, 2012 8 vs. Denver Broncos, Nov 30, 2014	Tackles For Loss	4 at Denver Broncos, Nov 27, 2016 4 at Philadelphia Eagles, Sep 19, 2013 3 vs. Philadelphia Eagles, Sep 17, 2017 3 at Minnesota Vikings, Oct 18, 2015 ...6 more at 3.
Sacks	4.5 at Philadelphia Eagles, Sep 19, 2013 4.0 vs. Los Angeles Chargers, Dec 28, 2014 3.0 at Denver Broncos, Nov 27, 2016 3.0 vs. Los Angeles Rams, Oct 26, 2014 3.0 at Jacksonville Jaguars, Sep 08, 2013 ...2 more at 3.0.	Interceptions	1 vs. Arizona Cardinals, Nov 11, 2018 1 at Los Angeles Chargers, Nov 22, 2015 1 vs. Detroit Lions, Nov 01, 2015 ...1 more at 1.
Passes Defensed	3 at Philadelphia Eagles, Sep 19, 2013 2 at Los Angeles Chargers, Sep 24, 2017 2 at Minnesota Vikings, Oct 18, 2015 2 vs. Denver Broncos, Nov 30, 2014 ...1 more at 2.	Interception Return Yards	32 at Tampa Bay Buccaneers, Oct 14, 2012 17 at Los Angeles Chargers, Nov 22, 2015 4 vs. Arizona Cardinals, Nov 11, 2018
Forced Fumbles	2 vs. San Francisco 49ers, Sep 23, 2018 1 at Los Angeles Rams, Nov 19, 2018 1 at Denver Broncos, Nov 27, 2016 1 at Houston Texans, Sep 13, 2015 ...7 more at 1.	Special Teams Tackles	2 vs. Miami Dolphins, Nov 06, 2011 1 vs. Denver Broncos, Nov 13, 2011 1 vs. Los Angeles Chargers, Oct 31, 2011 1 at Oakland Raiders, Oct 23, 2011
Fumble Recoveries	2 at Philadelphia Eagles, Sep 19, 2013 1 at Oakland Raiders, Dec 02, 2018 1 vs. Washington Redskins, Oct 02, 2017 1 at Oakland Raiders, Dec 16, 2012 ...1 more at 1.		

SINGLE-GAME HIGHS - POSTSEASON: DEFENSIVE

Total Tackles	6 vs. Pittsburgh Steelers, Jan 15, 2017 4 at Indianapolis Colts, Jan 04, 2014 3 at Houston Texans, Jan 09, 2016 2 vs. Tennessee Titans, Jan 06, 2018	Fumble Recoveries	1 at Indianapolis Colts, Jan 04, 2014
Sacks	1.0 vs. Tennessee Titans, Jan 06, 2018 1.0 at Indianapolis Colts, Jan 04, 2014	Tackles For Loss	1 vs. Tennessee Titans, Jan 06, 2018 1 at Indianapolis Colts, Jan 04, 2014
Passes Defensed	1 vs. Tennessee Titans, Jan 06, 2018 1 at Indianapolis Colts, Jan 04, 2014		

2011 GAME-BY-GAME REGULAR SEASON STATISTICS (CHIEFS)

		TACKLES								INTERCEPTIONS					O. FUMB			ST				MISC					
DATE OPPONENT		TK	S	A	SK	YDS	TFL	YDS	QBH	NO	YDS	LG	TD	PD	FF	FR	YDS	TK	S	A	FF	FR	S	A	W/L	SCORE	
09/11	BILLS	S	2	2	0	0.0	0.0	0	0	0	0	0	0	0	0	0	0	0	0	0	0	0	0	0	L	7-41	
09/18	at Lions	S	1	1	0	0.0	0.0	1	0	0	0	0	0	0	0	0	0	0	0	0	0	0	0	0	L	3-48	
09/25	at Chargers	P	4	3	1	0.0	0.0	0	0	0	0	0	0	1	0	0	0	0	0	0	0	0	0	0	L	17-20	
10/02	VIKINGS	S	4	4	0	0.0	0.0	2	0	0	0	0	0	0	0	0	0	0	0	0	0	0	0	0	W	22-17	
10/09	at Colts	P	1	0	1	0.0	0.0	0	0	1	0	0	0	0	0	0	0	0	0	0	0	0	0	0	W	28-24	
10/23	at Raiders	P	3	1	2	0.0	0.0	0	0	0	0	0	0	0	0	0	0	0	1	0	1	0	0	0	W	28-0	
10/31	CHARGERS	P	2	2	0	0.0	0.0	0	0	0	0	0	0	0	0	0	0	0	1	1	0	0	0	0	W	23-20+	
11/06	DOLPHINS	P	0	0	0	0.0	0.0	0	0	0	0	0	0	0	0	0	0	0	2	1	1	0	0	0	L	3-31	
11/13	BRONCOS	P	4	4	0	0.0	0.0	0	0	0	0	0	0	0	0	0	0	0	1	1	0	0	0	0	L	10-17	
11/21	at Patriots	S	2	2	0	0.0	0.0	0	0	1	0	0	0	0	0	0	0	0	0	0	0	0	0	0	L	3-34	
11/27	STEELERS	S	4	4	0	0.0	0.0	1	0	0	0	0	0	0	1	0	0	0	0	0	0	0	0	0	L	9-13	
12/04	at Bears	S	7	7	0	3.0	15.0	3	0	2	0	0	0	0	1	1	0	0	0	0	0	0	0	0	W	10-3	
12/11	at Jets	S	4	2	2	1.0	7.0	1	0	1	0	0	0	0	0	0	0	0	0	0	0	0	0	0	L	10-37	
12/18	PACKERS	S	4	3	1	0.0	0.0	0	0	1	0	0	0	0	0	0	0	0	0	0	0	0	0	0	W	19-14	
12/24	RAIDERS	S	2	2	0	0.0	0.0	0	0	0	0	0	0	0	1	0	0	0	0	0	0	0	0	0	L	13-16+	
01/01	at Broncos	S	7	6	1	1.5	5.5	2	0	3	0	0	0	0	0	1	0	0	0	0	0	0	0	0	W	7-3	
2011 TOTALS		16-10	51	43	8	5.5	27.5	10	0	9	0	0	0	0	4	1	1	0	5	3	2	0	0	0	0	7-9	

+ - Overtime

2012 GAME-BY-GAME REGULAR SEASON STATISTICS (CHIEFS)

DATE OPPONENT		TACKLES							INTERCEPTIONS					O. FUMB			ST				MISC			W/L	SCORE
		TK	S	A	SK	YDS	TFL	YDS	QBH	NO	YDS	LG	TD	PD	FF	FR	YDS	TK	S	A	FF	FR	S	A	
09/09 FALCONS	S	2	1	1	1.0	7.0	1	0	2	0	0	0	0	0	0	0	0	0	0	0	0	0	0	L	24-40
09/16 at Bills	S	5	4	1	0.0	0.0	1	0	1	0	0	0	0	0	0	0	0	0	0	0	0	0	0	L	17-35
09/23 at Saints	S	4	3	1	3.0	25.0	3	0	4	0	0	0	0	2	0	0	0	0	0	0	0	0	0	W	27-24+
09/30 CHARGERS	S	3	3	0	0.0	0.0	0	0	0	0	0	0	0	0	0	0	0	0	0	0	0	0	0	L	20-37
10/07 RAVENS	S	4	4	0	2.0	13.0	2	0	2	0	0	0	0	0	0	0	0	0	0	0	0	0	0	L	6-9
10/14 at Buccaneers	S	3	2	1	0.0	0.0	0	0	0	1	32	32	0	1	0	0	0	0	0	0	0	0	0	L	10-38
10/28 RAIDERS	S	3	2	1	0.0	0.0	1	0	1	0	0	0	0	0	0	0	0	0	0	0	0	0	0	L	16-26
11/01 at Chargers	S	9	6	3	0.0	0.0	0	0	0	0	0	0	0	0	0	0	0	0	0	0	0	0	0	L	13-31
11/12 at Steelers	S	7	5	2	1.0	3.0	1	0	2	0	0	0	0	0	1	0	0	0	0	0	0	0	0	L	13-16+
11/18 BENGALS	S	2	2	0	0.0	0.0	0	0	0	0	0	0	0	1	0	0	0	0	0	0	0	0	0	L	6-28
11/25 BRONCOS	S	4	4	0	2.0	12.0	2	0	3	0	0	0	0	0	0	0	0	0	0	0	0	0	0	L	9-17
12/02 PANTHERS	S	3	3	0	1.0	9.0	2	10	1	0	0	0	0	0	0	0	0	0	0	0	0	0	0	W	27-21
12/09 at Browns	S	2	1	1	0.0	0.0	0	0	1	0	0	0	0	0	0	0	0	0	0	0	0	0	0	L	7-30
12/16 at Raiders	S	5	4	1	0.0	0.0	0	0	0	0	0	0	0	1	0	1	4	0	0	0	0	0	0	L	0-15
12/23 COLTS	S	1	1	0	0.0	0.0	0	0	1	0	0	0	0	1	0	0	0	0	0	0	0	0	0	L	13-20
12/30 at Broncos	S	9	8	1	0.0	0.0	0	0	0	0	0	0	0	0	0	0	0	0	0	0	0	0	0	L	3-38
2012 TOTALS		16-16	66	53	13	10.0	69.0	13	10	18	1	32	32	0	6	1	1	4	0	0	0	0	0	0	2-14

+ - Overtime

2013 GAME-BY-GAME REGULAR SEASON STATISTICS (CHIEFS)

DATE OPPONENT		TACKLES							INTERCEPTIONS					O. FUMB			ST				MISC			W/L	SCORE
		TK	S	A	SK	YDS	TFL	YDS	QBH	NO	YDS	LG	TD	PD	FF	FR	YDS	TK	S	A	FF	FR	S		
09/08 at Jaguars	S	5	5	0	3.0	27.0	3	27	3	0	0	0	0	0	0	0	0	0	0	0	0	0	0	W	28-2
09/15 COWBOYS	S	5	5	0	0.0	0.0	0	0	0	0	0	0	0	0	0	0	0	0	0	0	0	0	0	W	17-16
09/19 at Eagles	S	7	6	1	4.5	28.0	4	21	5	0	0	0	0	3	1	2	0	0	0	0	0	0	0	W	26-16
09/29 GIANTS	S	2	2	0	0.0	0.0	0	0	0	0	0	0	0	0	0	0	0	0	0	0	0	0	0	W	31-7
10/06 at Titans	S	4	4	0	1.0	0.0	1	4	1	0	0	0	0	0	0	0	0	0	0	0	0	0	0	W	26-17
10/13 RAIDERS	S	2	2	0	1.0	0.0	0	0	3	0	0	0	0	0	0	0	0	0	0	0	0	0	0	W	24-7
10/20 TEXANS	S	3	3	0	0.5	10.0	1	0	1	0	0	0	0	0	0	0	0	0	0	0	0	0	0	W	17-16
10/27 BROWNS	S	1	1	0	1.0	10.0	1	10	2	0	0	0	0	0	0	0	0	0	0	0	0	0	0	W	23-17
11/03 at Bills	S	4	3	1	0.0	0.0	1	1	0	0	0	0	0	0	0	0	0	0	0	0	0	0	0	W	23-13
11/17 at Broncos	S	10	9	1	0.0	0.0	0	0	0	0	0	0	0	1	0	0	0	0	0	0	0	0	0	L	17-27
11/24 CHARGERS	S	1	1	0	0.0	0.0	0	0	0	0	0	0	0	0	0	0	0	0	0	0	0	0	0	L	38-41
12/01 BRONCOS										INACTIVE														L	28-35
12/08 at Redskins										INACTIVE														W	45-10
12/15 at Raiders										INACTIVE														W	56-31
12/22 COLTS										INACTIVE														L	7-23
12/29 at Chargers										INACTIVE														L	24-27+
2013 TOTALS	11-11	44	41	3	11.0	75.0	11	63	15	0	0	0	0	4	1	2	0	0	0	0	0	0	0	11-5	

+ - Overtime

2014 GAME-BY-GAME REGULAR SEASON STATISTICS (CHIEFS)

DATE OPPONENT		TACKLES							INTERCEPTIONS					O. FUMB			ST				MISC			W/L	SCORE
		TK	S	A	SK	YDS	TFL	YDS	QBH	NO	YDS	LG	TD	PD	FF	FR	YDS	TK	S	A	FF	FR	S		
09/07 TITANS	S	3	3	0	2.0	3.0	2	3	2	0	0	0	0	0	0	0	0	0	0	0	0	0	0	L	10-26
09/14 at Broncos	S	2	1	1	0.0	0.0	0	0	0	0	0	0	0	0	0	0	0	0	0	0	0	0	0	L	17-24
09/21 at Dolphins	S	3	3	0	1.0	0.0	0	0	2	0	0	0	0	1	0	0	0	0	0	0	0	0	0	W	34-15
09/29 PATRIOTS	S	7	6	1	2.0	9.0	1	6	1	0	0	0	0	0	1	0	0	0	0	0	0	0	0	W	41-14
10/05 at 49ers	S	4	4	0	1.0	2.0	2	4	1	0	0	0	0	0	0	0	0	0	0	0	0	0	0	L	17-22
10/19 at Chargers	S	4	3	1	1.0	8.0	2	23	1	0	0	0	0	0	0	0	0	0	0	0	0	0	0	W	23-20
10/26 RAMS	S	5	5	0	3.0	17.0	3	17	4	0	0	0	0	0	0	0	0	0	0	0	0	0	0	W	34-7
11/02 JETS	S	4	3	1	2.0	10.0	2	10	2	0	0	0	0	0	0	0	0	0	0	0	0	0	0	W	24-10
11/09 at Bills	S	5	3	2	0.0	0.0	0	0	0	0	0	0	0	0	0	0	0	0	0	0	0	0	0	W	17-13
11/16 SEAHAWKS	S	4	2	2	0.0	0.0	0	0	3	0	0	0	0	1	0	0	0	0	0	0	0	0	0	W	24-20
11/20 at Raiders	S	4	4	0	1.0	2.0	2	4	1	0	0	0	0	0	0	0	0	0	0	0	0	0	0	L	20-24
11/30 BRONCOS	S	8	7	1	1.0	5.0	3	8	0	0	0	0	0	2	1	0	0	0	0	0	0	0	0	L	16-29
12/07 at Cardinals	S	3	3	0	2.0	14.0	1	8	2	0	0	0	0	0	1	0	0	0	0	0	0	0	0	L	14-17
12/14 RAIDERS	S	3	3	0	1.0	2.0	1	2	2	0	0	0	0	0	0	0	0	0	0	0	0	0	0	W	31-13
12/21 at Steelers	S	4	4	0	1.0	6.0	1	6	1	0	0	0	0	0	0	0	0	0	0	0	0	0	0	L	12-20
12/28 CHARGERS	S	6	6	0	4.0	21.0	3	21	3	0	0	0	0	1	1	0	0	0	0	0	0	0	0	W	19-7
2014 TOTALS	16-16	69	60	9	22.0	99.0	23	112	25	0	0	0	0	5	4	0	0	0	0	0	0	0	0	9-7	

2015 GAME-BY-GAME REGULAR SEASON STATISTICS (CHIEFS)

DATE OPPONENT		TACKLES							INTERCEPTIONS					O. FUMB			ST				MISC		W/L	SCORE		
		TK	S	A	SK	YDS	TFL	YDS	QBH	NO	YDS	LG	TD	PD	FF	FR	YDS	TK	S	A	FF	FR			S	A
09/13 at Texans	S	3	3	0	1.0	9.0	0	0	1	0	0	0	0	0	1	0	0	0	0	0	0	0	0	0	W	27-20
09/17 BRONCOS	S	6	5	1	2.0	14.0	2	14	3	0	0	0	0	1	0	0	0	0	0	0	0	0	0	0	L	24-31
09/28 at Packers	S	4	4	0	0.0	0.0	1	2	1	0	0	0	0	0	0	0	0	0	0	0	0	0	0	0	L	28-38
10/04 at Bengals	S	3	1	2	0.0	0.0	0	0	0	0	0	0	0	0	0	0	0	0	0	0	0	0	0	0	L	21-36
10/11 BEARS	S	2	2	0	0.0	0.0	0	0	1	0	0	0	0	0	0	0	0	0	0	0	0	0	0	0	L	17-18
10/18 at Vikings	S	3	3	0	1.0	7.0	3	13	1	0	0	0	0	2	0	0	0	0	0	0	0	0	0	0	L	10-16
10/25 STEELERS	S	2	1	1	0.0	0.0	0	0	0	0	0	0	0	1	0	0	0	0	0	0	0	0	0	0	W	23-13
11/01 LIONS	S	3	2	1	1.5	11.0	1	8	2	1	-1	-1	0	1	0	0	0	0	0	0	0	0	0	0	W	45-10
11/15 at Broncos	S	3	3	0	2.0	13.0	2	13	4	0	0	0	0	0	0	0	0	0	0	0	0	0	0	0	W	29-13
11/22 at Chargers	S	1	1	0	0.0	0.0	0	0	0	1	17	17	1	1	0	0	0	0	0	0	0	0	0	0	W	33-3
11/29 BILLS	S	0	0	0	0.0	0.0	0	0	0	0	0	0	0	0	0	0	0	0	0	0	0	0	0	0	W	30-22
12/06 at Raiders		INACTIVE																					W	34-20		
12/13 CHARGERS		INACTIVE																					W	10-3		
12/20 at Ravens		INACTIVE																					W	34-14		
12/27 BROWNS		INACTIVE																					W	17-13		
01/03 RAIDERS		INACTIVE																					W	23-17		
2015 TOTALS	11-11	30	25	57.5	54.0	9	50	13	2	16	17	t	1	6	1	0	0	0	0	0	0	0	0	11-5		

2016 GAME-BY-GAME REGULAR SEASON STATISTICS (CHIEFS)

		TACKLES							INTERCEPTIONS					O. FUMB			ST				MISC					
DATE	OPPONENT	TK	S	A	SK	YDS	TFL	YDS	QBH	NO	YDS	LG	TD	PD	FF	FR	YDS	TK	S	A	FF	FR	S	A	W/L	SCORE
09/11	CHARGERS										ACTIVE/PUP											W	33-27+			
09/18	at Texans										ACTIVE/PUP											L	12-19			
09/25	JETS										ACTIVE/PUP											W	24-3			
10/02	at Steelers										ACTIVE/PUP											L	14-43			
10/16	at Raiders										ACTIVE/PUP											W	26-10			
10/23	SAINTS										ACTIVE/PUP											W	27-21			
10/30	at Colts										ACTIVE/PUP											W	30-14			
11/06	JAGUARS										ACTIVE/PUP											W	19-14			
11/13	at Panthers										INACTIVE											W	20-17			
11/20	BUCCANEERS	S	2	2	0	0.0	0.0	1	7	1	0	0	0	0	0	0	0	0	0	0	0	0	0	0	L	17-19
11/27	at Broncos	S	10	10	0	3.0	17.0	4	12	3	0	0	0	0	1	1	0	0	0	0	0	0	0	0	W	30-27+
12/04	at Falcons	S	4	4	0	1.0	0.0	1	2	1	0	0	0	0	0	0	0	0	0	0	0	0	0	0	W	29-28
12/08	RAIDERS	S	5	4	1	0.0	0.0	0	0	1	0	0	0	0	0	0	0	0	0	0	0	0	0	0	W	21-13
12/18	TITANS	S	0	0	0	0.0	0.0	0	0	0	0	0	0	0	0	0	0	0	0	0	0	0	0	0	L	17-19
12/25	BRONCOS										INACTIVE											W	33-10			
01/01	at Chargers										INACTIVE											W	37-27			
2016 TOTALS		5-5	21	20	14.0	17.0	6	21	6	0	0	0	0	1	1	0	0	0	0	0	0	0	0	0	12-4	

+ - Overtime

2017 GAME-BY-GAME REGULAR SEASON STATISTICS (CHIEFS)

DATE OPPONENT		TACKLES								INTERCEPTIONS					O. FUMB			ST				MISC		W/L	SCORE
		TK	S	A	SK	YDS	TFL	YDS	QBH	NO	YDS	LG	TD	PD	FF	FR	YDS	TK	S	A	FF	FR	S		
09/07 at Patriots	S	5	4	1	2.0	12.0	2	12	4	0	0	0	0	0	0	0	0	0	0	0	0	0	0	W	42-27
09/17 EAGLES	S	5	5	0	1.0	3.0	3	11	2	0	0	0	0	1	0	0	0	0	0	0	0	0	0	W	27-20
09/24 at Chargers	S	6	4	2	1.0	11.0	1	11	2	0	0	0	0	2	0	0	0	0	0	0	0	0	0	W	24-10
10/02 REDSKINS	S	3	3	0	0.0	0.0	1	4	0	0	0	0	0	0	0	1	13	0	0	0	0	0	0	W	29-20
10/08 at Texans	S	3	2	1	1.5	4.0	1	1	2	0	0	0	0	0	0	0	0	0	0	0	0	0	0	W	42-34
10/15 STEELERS	S	4	2	2	0.0	0.0	0	0	0	0	0	0	0	0	0	0	0	0	0	0	0	0	0	L	13-19
10/19 at Raiders	S	3	3	0	0.0	0.0	1	2	0	0	0	0	0	1	0	0	0	0	0	0	0	0	0	L	30-31
10/30 BRONCOS	S	6	5	1	2.0	10.0	2	10	3	0	0	0	0	0	0	0	0	0	0	0	0	0	0	W	29-19
11/05 at Cowboys	S	2	2	0	0.0	0.0	0	0	2	0	0	0	0	0	0	0	0	0	0	0	0	0	0	L	17-28
11/19 at Giants	S	7	5	2	0.0	0.0	1	1	0	0	0	0	0	0	0	0	0	0	0	0	0	0	0	L	9-12+
11/26 BILLS	S	4	3	1	1.0	8.0	2	11	2	0	0	0	0	0	0	0	0	0	0	0	0	0	0	L	10-16
12/03 at Jets	S	0	0	0	0.0	0.0	0	0	1	0	0	0	0	0	0	0	0	0	0	0	0	0	0	L	31-38
12/10 RAIDERS	S	5	3	2	1.0	6.0	1	6	1	0	0	0	0	0	0	0	0	0	0	0	0	0	0	W	26-15
12/16 CHARGERS	S	3	3	0	0.0	0.0	0	0	1	0	0	0	0	1	0	0	0	0	0	0	0	0	0	W	30-13
12/24 DOLPHINS	S	3	2	1	0.0	0.0	1	5	0	0	0	0	0	0	0	0	0	0	0	0	0	0	0	W	29-13
12/31 at Broncos		DID NOT PLAY																					W	27-24	
2017 TOTALS	15-15	59	46	13	9.5	54.0	16	74	20	0	0	0	0	5	0	1	13	0	0	0	0	0	0	10-6	

+ - Overtime

2018 GAME-BY-GAME REGULAR SEASON STATISTICS (CHIEFS)

		TACKLES							INTERCEPTIONS					O. FUMB			ST				MISC						
DATE	OPPONENT	TK	S	A	SK	YDS	TFL	YDS	QBH	NO	YDS	LG	TD	PD	FF	FR	YDS	TK	S	A	FF	FR	S	A	W/L	SCORE	
09/09	at Chargers	S	1	0	1	0.0	0.0	0	0	0	0	0	0	0	0	0	0	0	0	0	0	0	0	0	W	38-28	
09/16	at Steelers	S	4	2	2	0.0	0.0	0	0	0	0	0	0	0	0	0	0	0	0	0	0	0	0	0	W	42-37	
09/23	49ERS	S	4	4	0	2.0	8.0	2	2	2	0	0	0	0	0	2	0	0	0	0	0	0	0	0	W	38-27	
10/01	at Broncos	S	2	2	0	1.0	7.0	1	7	1	0	0	0	0	0	0	0	0	0	0	0	0	0	0	W	27-23	
10/07	JAGUARS	S	0	0	0	0.0	0.0	0	0	1	0	0	0	0	0	0	0	0	0	0	0	0	0	0	W	30-14	
10/14	at Patriots										INACTIVE															L	40-43
10/21	BENGALS										INACTIVE															W	45-10
10/28	BRONCOS										INACTIVE															W	30-23
11/04	at Browns										INACTIVE															W	37-21
11/11	CARDINALS	S	1	1	0	0.0	0.0	0	0	1	1	4	4	0	1	0	0	0	0	0	0	0	0	0	0	W	26-14
11/19	at Rams	S	4	4	0	1.0	12.0	1	1	0	0	0	0	0	0	1	0	0	0	0	0	0	0	0	0	L	51-54
12/02	at Raiders	S	3	3	0	0.0	0.0	1	1	1	0	0	0	0	0	0	1	0	0	0	0	0	0	0	0	W	40-33
2018 TOTALS		8-8	19	16	3	4.0	27.0	5	11	6	1	4	4	0	1	3	1	0	0	0	0	0	0	0	10-2		

2013 GAME-BY-GAME POSTSEASON STATISTICS (CHIEFS)

		TACKLES							INTERCEPTIONS					O. FUMB			ST				MISC						
DATE	OPPONENT	TK	S	A	SK	YDS	TFL	YDS	QBH	NO	YDS	LG	TD	PD	FF	FR	YDS	TK	S	A	FF	FR	S	A	W/L	SCORE	
01/04	at Colts	S	4	3	1	1.0	7.0	1	7	3	0	0	0	0	1	0	1	7	0	0	0	0	0	0	0	L	44-45
2013 TOTALS		1-1	4	3	1	1.0	7.0	1	7	3	0	0	0	0	1	0	1	7	0	0	0	0	0	0	0	0-1	

2015 GAME-BY-GAME POSTSEASON STATISTICS (CHIEFS)

		TACKLES							INTERCEPTIONS					O. FUMB			ST				MISC					
DATE OPPONENT		TK	S	A	SK	YDS	TFL	YDS	QBH	NO	YDS	LG	TD	PD	FF	FR	YDS	TK	S	A	FF	FR	S	A	W/L	SCORE
01/09	at Texans	S	3	2	1	0.0	0.0	0	0	1	0	0	0	0	0	0	0	0	0	0	0	0	0	0	W	30-0
01/16	at Patriots	P	0	0	0	0.0	0.0	0	0	0	0	0	0	0	0	0	0	0	0	0	0	0	0	0	L	20-27
2015 TOTALS		2-1	3	2	1	0.0	0.0	0	0	1	0	0	0	0	0	0	0	0	0	0	0	0	0	0	1-1	

2016 GAME-BY-GAME POSTSEASON STATISTICS (CHIEFS)

		TACKLES							INTERCEPTIONS					O. FUMB			ST				MISC					
DATE OPPONENT		TK	S	A	SK	YDS	TFL	YDS	QBH	NO	YDS	LG	TD	PD	FF	FR	YDS	TK	S	A	FF	FR	S	A	W/L	SCORE
01/15	STEELERS	S	6	5	1	0.0	0.0	0	0	0	0	0	0	0	0	0	0	0	0	0	0	0	0	0	L	16-18
2016 TOTALS		1-1	6	5	1	0.0	0.0	0	0	0	0	0	0	0	0	0	0	0	0	0	0	0	0	0	0-1	

2017 GAME-BY-GAME POSTSEASON STATISTICS (CHIEFS)

		TACKLES							INTERCEPTIONS					O. FUMB			ST				MISC						
DATE OPPONENT		TK	S	A	SK	YDS	TFL	YDS	QBH	NO	YDS	LG	TD	PD	FF	FR	YDS	TK	S	A	FF	FR	S	A	W/L	SCORE	
01/06	TITANS	S	2	2	0	1.0	1.0	1	1	2	0	0	0	0	1	0	0	0	0	0	0	0	0	0	0	L	21-22
2017 TOTALS		1-1	2	2	0	1.0	1.0	1	1	2	0	0	0	0	1	0	0	0	0	0	0	0	0	0	0	0-1	



RYAN HUNTER

TACKLE

60



ROOKIE SEASON

ROOKIE YEAR WITH THE CHIEFS

COLLEGE: BOWLING GREEN

BIRTHDAY
04/01/95

HEIGHT
6'3"

WEIGHT
316

ACQUIRED
CFA-18

📺 Rookie tackle enters his first season with the Chiefs in 2018.

📺 Originally entered the NFL as an undrafted free agent with the Chiefs in 2018.

Transactions:

Signed to Kansas City's practice squad (9/2/18) ... Released by Kansas City (9/1/18) ... Originally entered the NFL as an undrafted free agent with the Chiefs in 2018.

COLLEGE

Appeared in 52 games for Bowling Green (2013-17) ... As a senior started all 12 games for the Falcons at left tackle helping a run game that produced a pair of 700-yard running backs, including true freshman Andrew Clair, who was named third team All-MAC ... As a junior started all 12 games at right tackle and helped running back Fred Coppet rush for more than 1,000 yards on the season and finish fifth all-time at BGSU in rushing yardage ... Named MAC Distinguished Scholar-Athlete in 2015-17 ... Redshirted his freshman season in 2013.

PERSONAL

- 📺 Was a team captain at Canisius High School in Buffalo, N.Y.
- 📺 Won the Trench Trophy, given to Western New York's Lineman of the Year.
- 📺 Earned first-team all-state and first-team All-Western New York.
- 📺 Was a two-time Canadian weight lifting champion.

2018 GAME-BY-GAME REGULAR SEASON STATISTICS (CHIEFS)

DATE OPPONENT P/S		W/L	SCORE
09/09 at Chargers	PRACTICE SQUAD	W	38-28
09/16 at Steelers	PRACTICE SQUAD	W	42-37
09/23 49ERS	PRACTICE SQUAD	W	38-27
10/01 at Broncos	PRACTICE SQUAD	W	27-23
10/07 JAGUARS	PRACTICE SQUAD	W	30-14
10/14 at Patriots	PRACTICE SQUAD	L	40-43
10/21 BENGALS	PRACTICE SQUAD	W	45-10
10/28 BRONCOS	PRACTICE SQUAD	W	30-23
11/04 at Browns	PRACTICE SQUAD	W	37-21
11/11 CARDINALS	PRACTICE SQUAD	W	26-14
11/19 at Rams	PRACTICE SQUAD	L	51-54
12/02 at Raiders	PRACTICE SQUAD	W	40-33
2018 TOTALS	0-0	10-2	



JOEY IVIE

NOSE TACKLE

90



1ST SEASON

1ST YEAR WITH THE CHIEFS

COLLEGE: FLORIDA

BIRTHDAY
01/22/95

HEIGHT
6'3"

WEIGHT
301

ACQUIRED
FA-18

- First-year nose tackle enters his first season with the Chiefs in 2018.
- Spent the 2017 season on Atlanta's practice squad.
- Originally entered the NFL as a seventh-round draft pick (228th overall) by the Dallas Cowboys in the 2017 NFL Draft.

Signed to Kansas City's practice squad (9/4/18) ... Released by Seattle (9/2/18) ... Signed by Seattle (8/6/18) ... Released by Atlanta (6/1/18) ... Signed to Atlanta's active roster from the practice squad (2/5/18) ... Signed to Atlanta's practice squad (10/17/17) ... Released by Dallas (9/2/17) ... Originally entered the NFL as a seventh-round draft pick (228th overall) by the Dallas Cowboys in the 2017 NFL Draft.

Transactions:

COLLEGE

Appeared in 36 games with 16 collegiate starts for Florida (2013-16) ... Appeared in 11 games and started 10 throughout his senior season ... Missed a pair of games due to a broken thumb ... Totaled 26 tackles, 2.5 sacks and seven QB hurries ... In 2015 played in 10 games and started five times at defensive tackle ... Had a career-high 27 tackles with four tackles-for-loss and 3.5 sacks ... Forced one fumble on the year ... As a sophomore played in all 12 games as a member of the defensive line rotation ... Earned his first career start in the bowl win over East Carolina ... Posted a career-high six tackles against Eastern Kentucky, including his first career sack ... Named to the SEC Academic Honor Roll in 2014 ... As a true freshman saw action in three of the final five games.

PERSONAL

- Played both defensive end and tackle for Pasco High School in Dade City, Fla.
- Named the 12th best defensive lineman at the Rivals/VTO camp in May of his senior season.
- Had 8.0 sacks and forced two fumbles as a junior for the Pirates.
- Earned first-team honors from the Sunshine Athletic Conference.

JOEY IVIE - NFL REGULAR SEASON STATISTICS

		TACKLES								INTERCEPTIONS					O. FUMB				ST				MISC			
DATE	TEAM	GP	GS	TK	S	A	TFL	YDS	SK	YDS	QBH	NO	YDS	LG	TD	PD	FF	FR	YDS	TK	S	A	FF	FR	S	A
2017	Falcons	0	0	0	0	0	0	0	0.0	0.0	0	0	0	0	0	0	0	0	0	0	0	0	0	0	0	0
2018	Chiefs	0	0	0	0	0	0	0	0.0	0.0	0	0	0	0	0	0	0	0	0	0	0	0	0	0	0	0
NFL TOTALS		0	0	0	0	0	0	0	0.0	0.0	0	0	0	0	0	0	0	0	0	0	0	0	0	0	0	0

JOEY IVIE - NFL POSTSEASON STATISTICS

		TACKLES										INTERCEPTIONS					O. FUMB					ST				MISC		
DATE	TEAM	GP	GS	TK	S	A	TFL	YDS	SK	YDS	QBH	NO	YDS	LG	TD	PD	FF	FR	YDS	TK	S	A	FF	FR	S	A		
2017	Falcons	0	0	0	0	0	0	0	0.0	0.0	0	0	0	0	0	0	0	0	0	0	0	0	0	0	0	0		
NFL TOTALS		0	0	0	0	0	0	0	0.0	0.0	0	0	0	0	0	0	0	0	0	0	0	0	0	0	0	0		

2017 GAME-BY-GAME REGULAR SEASON STATISTICS (FALCONS)

DATE OPPONENT	TACKLES				INTERCEPTIONS				O. FUMB			ST			MISC		W/L	SCORE						
	TK	S	A	SK	YDS	TFL	YDS	QBH	NO	YDS	LG	TD	PD	FF	FR	YDS			TK	S	A	FF	FR	S
09/10 at Bears																							W	23-17
09/17 PACKERS																							W	34-23
09/24 at Lions																							W	30-26
10/01 BILLS																							L	17-23
10/15 DOLPHINS																							L	17-20
10/22 at Patriots																							L	7-23
10/29 at Jets																							W	25-20
11/05 at Panthers																							L	17-20
11/12 COWBOYS																							W	27-7
11/20 at Seahawks																							W	34-31
11/26 BUCCANEERS																							W	34-20
12/03 VIKINGS																							L	9-14
12/07 SAINTS																							W	20-17
12/18 at Buccaneers																							W	24-21
12/24 at Saints																							L	13-23
12/31 PANTHERS																							W	22-10
2017 TOTALS	0	0	0	0	0	0	0	0	0	0	0	0	0	0	0	0	0	0	0	0	0	0	0	10-6

2018 GAME-BY-GAME REGULAR SEASON STATISTICS (CHIEFS)

	TACKLES								INTERCEPTIONS				O. FUMB			ST				MISC					
DATE OPPONENT	TK	S	A	SK	YDS	TFL	YDS	QBH	NO	YDS	LG	TD	PD	FF	FR	YDS	TK	S	A	FF	FR	S	A	W/L	SCORE
09/09 at Chargers									PRACTICE SQUAD															W	38-28
09/16 at Steelers									PRACTICE SQUAD															W	42-37
09/23 49ERS									PRACTICE SQUAD															W	38-27
10/01 at Broncos									PRACTICE SQUAD															W	27-23
10/07 JAGUARS									PRACTICE SQUAD															W	30-14
10/14 at Patriots									PRACTICE SQUAD															L	40-43
10/21 BENGALS									PRACTICE SQUAD															W	45-10
10/28 BRONCOS									PRACTICE SQUAD															W	30-23
11/04 at Browns									PRACTICE SQUAD															W	37-21
11/11 CARDINALS									PRACTICE SQUAD															W	26-14
11/19 at Rams									PRACTICE SQUAD															L	51-54
12/02 at Raiders									PRACTICE SQUAD															W	40-33
2018 TOTALS	0	0	0	0	0	0	0	0	0	0	0	0	0	0	0	0	0	0	0	0	0	0	0	10-2	

2017 GAME-BY-GAME POSTSEASON STATISTICS (FALCONS)

	TACKLES								INTERCEPTIONS				O. FUMB			ST					MISC					
DATE OPPONENT	TK	S	A	SK	YDS	TFL	YDS	QBH	NO	YDS	LG	TD	PD	FF	FR	YDS	TK	S	A	FF	FR	S	A	W/L	SCORE	
01/06 at Rams									PRACTICE SQUAD																W	26-13
01/13 at Eagles									PRACTICE SQUAD																L	10-15
2017 TOTALS	0	0	0	0	0	0	0	0	0	0	0	0	0	0	0	0	0	0	0	0	0	0	0	1-1		



JARVIS JENKINS

DEFENSIVE LINEMAN

94



8TH SEASON

3RD YEAR WITH THE CHIEFS

COLLEGE: CLEMSON

BIRTHDAY
04/24/88

HEIGHT
6'4"

WEIGHT
300

ACQUIRED
UFA-17

Seventh-year defensive lineman enters his third season with the Chiefs in 2018.

Originally entered the NFL as a second-round pick (41st overall) by the Washington Redskins in the 2011 NFL Draft.

Re-signed by Kansas City (3/15/18) ... Signed by the Chiefs (3/30/17) ... Signed by the Kansas City Chiefs (11/14/16) ... Released by the New York Jets (11/9/16) ... Signed by the New York Jets (3/30/16) ... Signed by the Chicago Bears (3/24/15) ... Originally entered the NFL as a second-round pick (41st overall) by the Washington Redskins in the 2011 NFL Draft (7/29/11).

Transactions:

COLLEGE

A standout at Clemson University, Jenkins was a three-year starter on the defensive line ... Made starts in each of the last 34 games in his career ... Totaled 164 tackles, 31 tackles for loss, 5.0 sacks, 31 quarterback pressures, and four blocked placekicks playing 48 games (37 starts) ... Missed the Presbyterian College game in 2010 with an injury, the only game he missed in his final three years at Clemson ... Departed from Clemson as the school's career leader in blocked kicks (4) ... Gathered several honors throughout his four-year career: Preseason first-team All-ACC by Phil Steele, fourth-team preseason All-American according to Phil Steele, winner of the Solid Rock Award for defensive tackles as voted on by the Tiger coaching staff.

PERSONAL

Attended D.W. Daniel HS in Clemson, S.C.

Gathered several honors as a prep: South Carolina Coaches Association Upperstate AAA Lineman-of-the-Year, Daily Journal/Messenger Player-of-the-Year, All-America recipient by PrepStar, three-time Pickens Sentinel All-County selection and was a Shrine Bowl selection.

Also competed in basketball and track where he was a two-time all-region pick in basketball and an all-region thrower in the shot put and discus.

Started the J3 Foundation that exists to serve as a charitable initiative dedicated to encourage the giving of time, resources and information to support families in the Clemson, SC area.

JARVIS JENKINS - NFL REGULAR SEASON STATISTICS

		TACKLES									INTERCEPTIONS						O. FUMB				ST				MISC			
DATE	TEAM	GP	GS	TK	S	A	TFL	YDS	SK	YDS	QBH	NO	YDS	LG	TD	PD	FF	FR	YDS	TK	S	A	FF	FR	S	A		
2011	Redskins	0	0	0	0	0	0	0	0.0	0.0	0	0	0	0	0	0	0	0	0	0	0	0	0	0	0	0		
2012	Redskins	16	14	25	11	14	2	0	0.0	0.0	3	0	0	0	0	0	0	0	0	0	0	0	0	0	0	0		
2013	Redskins	12	5	22	12	10	1	3	2.0	8.0	3	0	0	0	0	0	0	0	0	0	0	0	0	0	0	0		
2014	Redskins	16	14	29	19	10	3	4	0.0	0.0	2	0	0	0	0	0	0	0	0	0	0	0	0	0	0	0		
2015	Bears	15	15	32	22	10	3	17	4.0	22.5	11	0	0	0	0	1	0	0	0	0	0	0	0	0	0	0		
2016	Jets	9	1	9	7	2	0	0	0.0	0.0	0	0	0	0	0	0	0	0	0	0	0	0	0	0	0	0		
Went from Jets to Chiefs .																												
2016	Chiefs	7	0	5	5	0	0	0	0.0	0.0	1	0	0	0	0	0	0	0	0	0	0	0	0	0	0	0		
2017	Chiefs	11	1	9	7	2	1	1	1.0	0.0	3	0	0	0	0	0	0	0	0	0	0	0	0	0	0	0		
2018	Chiefs	12	0	7	5	2	0	0	0.0	0.0	0	0	0	0	0	0	1	0	0	0	0	0	0	0	0	0		
NFL TOTALS		98	50	138	88	50	10	25	7.0	30.5	23	0	0	0	0	1	1	0	0	0	0	0	0	0	0	0		

JARVIS JENKINS - NFL POSTSEASON STATISTICS

DATE	TEAM	GP	GS	TACKLES					INTERCEPTIONS					O. FUMB					ST					MISC				
				TK	S	A	TFL	YDS	SK	YDS	QBH	NO	YDS	LG	TD	PD	FF	FR	YDS	TK	S	A	FF	FR	S	A		
2012	Redskins	1	1	5	0	5	0	0	0.0	0.0	0	0	0	0	0	0	0	1	0	0	0	0	0	0	0	0	0	0
2016	Chiefs	1	0	3	2	1	0	0	0.5	3.0	1	0	0	0	0	0	0	0	0	0	0	0	0	0	0	0	0	0
2017	Chiefs	1	0	0	0	0	0	0	0.0	0.0	0	0	0	0	0	0	0	0	0	0	0	0	0	0	0	0	0	0
NFL TOTALS		3	1	8	2	6	0	0	0.5	3.0	1	0	0	0	0	0	0	1	0	0	0	0	0	0	0	0	0	0

SINGLE-GAME HIGHS: DEFENSIVE

Total Tackles	10 at Seattle Seahawks, Sep 27, 2015	Forced Fumbles	1 at Oakland Raiders, Dec 02, 2018
	5 vs. Kansas City Chiefs, Dec 08, 2013	Tackles For Loss	1 vs. Oakland Raiders, Dec 10, 2017
	5 vs. Baltimore Ravens, Dec 09, 2012		1 at Minnesota Vikings, Dec 20, 2015
	4 vs. Oakland Raiders, Oct 04, 2015		1 vs. Oakland Raiders, Oct 04, 2015
	4 vs. Tampa Bay Buccaneers, Nov 16, 2014		...7 more at 1.
	...3 more at 4.		
Sacks	2.0 at Seattle Seahawks, Sep 27, 2015		
	1.0 vs. Oakland Raiders, Dec 10, 2017		
	1.0 vs. Oakland Raiders, Oct 04, 2015		
	1.0 vs. San Francisco 49ers, Nov 25, 2013		
	0.5 vs. San Francisco 49ers, Dec 06, 2015		
	...3 more at 0.5.		
Passes Defensed	1 vs. Green Bay Packers, Sep 13, 2015		

SINGLE-GAME HIGHS - POSTSEASON: DEFENSIVE

Total Tackles	5 vs. Seattle Seahawks, Jan 06, 2013	Fumble Recoveries	1 vs. Seattle Seahawks, Jan 06, 2013
	3 vs. Pittsburgh Steelers, Jan 15, 2017		
Sacks	0.5 vs. Pittsburgh Steelers, Jan 15, 2017		

2011 GAME-BY-GAME REGULAR SEASON STATISTICS (REDSKINS)

DATE	OPPONENT	TACKLES							INTERCEPTIONS					O. FUMB			ST				MISC		W/L	SCORE			
		TK	S	A	SK	YDS	TFL	YDS	QBH	NO	YDS	LG	TD	PD	FF	FR	YDS	TK	S	A	FF	FR			S	A	
09/18	CARDINALS									RESERVE/INJURED																W	22-21
09/26	at Cowboys									RESERVE/INJURED																L	16-18
10/02	at Rams									RESERVE/INJURED																W	17-10
10/16	EAGLES									RESERVE/INJURED																L	13-20
10/23	at Panthers									RESERVE/INJURED																L	20-33
10/30	at Bills									RESERVE/INJURED																L	0-23
11/06	49ERS									RESERVE/INJURED																L	11-19
11/13	at Dolphins									RESERVE/INJURED																L	9-20
11/20	COWBOYS									RESERVE/INJURED																L	24-27+
11/27	at Seahawks									RESERVE/INJURED																W	23-17
12/04	JETS									RESERVE/INJURED																L	19-34
12/11	PATRIOTS									RESERVE/INJURED																L	27-34
12/18	at Giants									RESERVE/INJURED																W	23-10
12/24	VIKINGS									RESERVE/INJURED																L	26-33
01/01	at Eagles									RESERVE/INJURED																L	10-34
2011 TOTALS		0	0	0	0	0	0	0	0	0	0	0	0	0	0	0	0	0	0	0	0	0	0	0	4-11		

+ - Overtime

2012 GAME-BY-GAME REGULAR SEASON STATISTICS (REDSKINS)

		TACKLES								INTERCEPTIONS				O. FUMB			ST				MISC					
DATE OPPONENT		TK	S	A	SK	YDS	TFL	YDS	QBH	NO	YDS	LG	TD	PD	FF	FR	YDS	TK	S	A	FF	FR	S	A	W/L	SCORE
09/09 at Saints	P	0	0	0	0.0	0.0	0	0	0	0	0	0	0	0	0	0	0	0	0	0	0	0	0	0	W	40-32
09/16 at Rams	P	1	1	0	0.0	0.0	0	0	0	0	0	0	0	0	0	0	0	0	0	0	0	0	0	0	L	28-31
09/23 BENGALS	S	1	0	1	0.0	0.0	0	0	0	0	0	0	0	0	0	0	0	0	0	0	0	0	0	0	L	31-38
09/30 at Buccaneers	S	1	1	0	0.0	0.0	0	0	0	0	0	0	0	0	0	0	0	0	0	0	0	0	0	0	W	24-22
10/07 FALCONS	S	4	1	3	0.0	0.0	0	0	0	0	0	0	0	0	0	0	0	0	0	0	0	0	0	0	L	17-24
10/14 VIKINGS	S	1	0	1	0.0	0.0	0	0	2	0	0	0	0	0	0	0	0	0	0	0	0	0	0	0	W	38-26
10/21 at Giants	S	3	1	2	0.0	0.0	0	0	0	0	0	0	0	0	0	0	0	0	0	0	0	0	0	0	L	23-27
10/28 at Steelers	S	0	0	0	0.0	0.0	0	0	0	0	0	0	0	0	0	0	0	0	0	0	0	0	0	0	L	12-27
11/04 PANTHERS	S	1	1	0	0.0	0.0	0	0	0	0	0	0	0	0	0	0	0	0	0	0	0	0	0	0	L	13-21
11/18 EAGLES	S	0	0	0	0.0	0.0	0	0	0	0	0	0	0	0	0	0	0	0	0	0	0	0	0	0	W	31-6
11/22 at Cowboys	S	0	0	0	0.0	0.0	0	0	1	0	0	0	0	0	0	0	0	0	0	0	0	0	0	0	W	38-31
12/03 GIANTS	S	3	1	2	0.0	0.0	0	0	0	0	0	0	0	0	0	0	0	0	0	0	0	0	0	0	W	17-16
12/09 RAVENS	S	5	3	2	0.0	0.0	1	0	0	0	0	0	0	0	0	0	0	0	0	0	0	0	0	0	W	31-28+
12/16 at Browns	S	1	0	1	0.0	0.0	0	0	0	0	0	0	0	0	0	0	0	0	0	0	0	0	0	0	W	38-21
12/23 at Eagles	S	1	1	0	0.0	0.0	1	0	0	0	0	0	0	0	0	0	0	0	0	0	0	0	0	0	W	27-20
12/30 COWBOYS	S	3	1	2	0.0	0.0	0	0	0	0	0	0	0	0	0	0	0	0	0	0	0	0	0	0	W	28-18
2012 TOTALS		16-14	25	11	14	0.0	0.0	2	0	3	0	0	0	0	0	0	0	0	0	0	0	0	0	0	10-6	

+ - Overtime

2013 GAME-BY-GAME REGULAR SEASON STATISTICS (REDSKINS)

DATE OPPONENT		TACKLES								INTERCEPTIONS				O. FUMB			ST				MISC		W/L	SCORE		
		TK	S	A	SK	YDS	TFL	YDS	QBH	NO	YDS	LG	TD	PD	FF	FR	YDS	TK	S	A	FF	FR			S	A
09/09 EAGLES										RESERVE/LEAGUE SUSP.															L	27-33
09/15 at Packers										RESERVE/LEAGUE SUSP.															L	20-38
09/22 LIONS										RESERVE/LEAGUE SUSP.															L	20-27
09/29 at Raiders										RESERVE/LEAGUE SUSP.															W	24-14
10/13 at Cowboys	P	0	0	0	0.0	0.0	0	0	0	0	0	0	0	0	0	0	0	0	0	0	0	0	0	L	16-31	
10/20 BEARS	P	0	0	0	0.0	0.0	0	0	0	0	0	0	0	0	0	0	0	0	0	0	0	0	0	W	45-41	
10/27 at Broncos	P	1	1	0	0.0	0.0	0	0	0	0	0	0	0	0	0	0	0	0	0	0	0	0	0	L	21-45	
11/03 CHARGERS	P	2	1	1	0.0	0.0	0	0	0	0	0	0	0	0	0	0	0	0	0	0	0	0	0	W	30-24+	
11/07 at Vikings	S	2	1	1	0.0	0.0	0	0	0	0	0	0	0	0	0	0	0	0	0	0	0	0	0	L	27-34	
11/17 at Eagles	P	4	3	1	0.5	4.0	0	0	1	0	0	0	0	0	0	0	0	0	0	0	0	0	0	L	16-24	
11/25 49ERS	S	2	1	1	1.0	3.0	1	3	1	0	0	0	0	0	0	0	0	0	0	0	0	0	0	L	6-27	
12/01 GIANTS	S	2	0	2	0.0	0.0	0	0	0	0	0	0	0	0	0	0	0	0	0	0	0	0	0	L	17-24	
12/08 CHIEFS	S	5	4	1	0.0	0.0	0	0	0	0	0	0	0	0	0	0	0	0	0	0	0	0	0	L	10-45	
12/15 at Falcons	P	3	0	3	0.5	1.0	0	0	1	0	0	0	0	0	0	0	0	0	0	0	0	0	0	L	26-27	
12/22 COWBOYS	P	1	1	0	0.0	0.0	0	0	0	0	0	0	0	0	0	0	0	0	0	0	0	0	0	L	23-24	
12/29 at Giants	S	0	0	0	0.0	0.0	0	0	0	0	0	0	0	0	0	0	0	0	0	0	0	0	0	L	6-20	
2013 TOTALS		12-5	22	12	10	2.0	8.0	1	3	3	0	0	0	0	0	0	0	0	0	0	0	0	0	3-13		

+ - Overtime

2014 GAME-BY-GAME REGULAR SEASON STATISTICS (REDSKINS)

DATE OPPONENT		TACKLES							INTERCEPTIONS					O. FUMB			ST				MISC			W/L	SCORE
		TK	S	A	SK	YDS	TFL	YDS	QBH	NO	YDS	LG	TD	PD	FF	FR	YDS	TK	S	A	FF	FR	S	A	
09/07 at Texans	P	3	3	0	0.0	0.0	1	3	0	0	0	0	0	0	0	0	0	0	0	0	0	0	0	L	6-17
09/14 JAGUARS	S	0	0	0	0.0	0.0	0	0	0	0	0	0	0	0	0	0	0	0	0	0	0	0	0	W	41-10
09/21 at Eagles	S	1	0	1	0.0	0.0	0	0	0	0	0	0	0	0	0	0	0	0	0	0	0	0	0	L	34-37
09/25 GIANTS	S	1	0	1	0.0	0.0	0	0	0	0	0	0	0	0	0	0	0	0	0	0	0	0	0	L	14-45
10/06 SEAHAWKS	S	4	2	2	0.0	0.0	0	0	0	0	0	0	0	0	0	0	0	0	0	0	0	0	0	L	17-27
10/12 at Cardinals	S	1	1	0	0.0	0.0	0	0	0	0	0	0	0	0	0	0	0	0	0	0	0	0	0	L	20-30
10/19 TITANS	S	3	1	2	0.0	0.0	0	0	0	0	0	0	0	0	0	0	0	0	0	0	0	0	0	W	19-17
10/27 at Cowboys	S	3	1	2	0.0	0.0	0	0	0	0	0	0	0	0	0	0	0	0	0	0	0	0	0	W	20-17+
11/02 at Vikings	S	2	1	1	0.0	0.0	0	0	1	0	0	0	0	0	0	0	0	0	0	0	0	0	0	L	26-29
11/16 BUCCANEERS	S	4	4	0	0.0	0.0	0	0	0	0	0	0	0	0	0	0	0	0	0	0	0	0	0	L	7-27
11/23 at 49ers	S	1	1	0	0.0	0.0	0	0	0	0	0	0	0	0	0	0	0	0	0	0	0	0	0	L	13-17
11/30 at Colts	P	1	1	0	0.0	0.0	0	0	0	0	0	0	0	0	0	0	0	0	0	0	0	0	0	L	27-49
12/07 RAMS	S	1	1	0	0.0	0.0	1	1	0	0	0	0	0	0	0	0	0	0	0	0	0	0	0	L	0-24
12/14 at Giants	S	2	1	1	0.0	0.0	1	0	1	0	0	0	0	0	0	0	0	0	0	0	0	0	0	L	13-24
12/20 EAGLES	S	1	1	0	0.0	0.0	0	0	0	0	0	0	0	0	0	0	0	0	0	0	0	0	0	W	27-24
12/28 COWBOYS	S	1	1	0	0.0	0.0	0	0	0	0	0	0	0	0	0	0	0	0	0	0	0	0	0	L	17-44
2014 TOTALS		16-14	29	19	10	0.0	0.0	3	4	2	0	0	0	0	0	0	0	0	0	0	0	0	0	4-12	

+ - Overtime

2015 GAME-BY-GAME REGULAR SEASON STATISTICS (BEARS)

DATE OPPONENT		TACKLES							INTERCEPTIONS					O. FUMB			ST				MISC			W/L	SCORE
		TK	S	A	SK	YDS	TFL	YDS	QBH	NO	YDS	LG	TD	PD	FF	FR	YDS	TK	S	A	FF	FR	S	A	
09/13 PACKERS	S	1	1	0	0.0	0.0	0	0	0	0	0	0	0	1	0	0	0	0	0	0	0	0	0	L	23-31
09/20 CARDINALS	S	2	1	1	0.0	0.0	0	0	1	0	0	0	0	0	0	0	0	0	0	0	0	0	0	L	23-48
09/27 at Seahawks	S	10	4	6	2.0	8.0	1	8	2	0	0	0	0	0	0	0	0	0	0	0	0	0	0	L	0-26
10/04 RAIDERS	S	4	4	0	1.0	8.0	1	8	1	0	0	0	0	0	0	0	0	0	0	0	0	0	0	W	22-20
10/11 at Chiefs	S	0	0	0	0.0	0.0	0	0	0	0	0	0	0	0	0	0	0	0	0	0	0	0	0	W	18-17
10/18 at Lions	S	1	0	1	0.5	3.5	0	0	3	0	0	0	0	0	0	0	0	0	0	0	0	0	0	L	34-37+
11/01 VIKINGS	S	3	3	0	0.0	0.0	0	0	0	0	0	0	0	0	0	0	0	0	0	0	0	0	0	L	20-23
11/09 at Chargers	S	3	3	0	0.0	0.0	0	0	0	0	0	0	0	0	0	0	0	0	0	0	0	0	0	W	22-19
11/15 at Rams	S	0	0	0	0.0	0.0	0	0	1	0	0	0	0	0	0	0	0	0	0	0	0	0	0	W	37-13
11/22 BRONCOS	S	2	2	0	0.0	0.0	0	0	0	0	0	0	0	0	0	0	0	0	0	0	0	0	0	L	15-17
11/26 at Packers	S	2	1	1	0.0	0.0	0	0	0	0	0	0	0	0	0	0	0	0	0	0	0	0	0	W	17-13
12/06 49ERS	S	2	1	1	0.5	3.0	0	0	1	0	0	0	0	0	0	0	0	0	0	0	0	0	0	L	20-26+
12/13 REDSKINS	S	0	0	0	0.0	0.0	0	0	2	0	0	0	0	0	0	0	0	0	0	0	0	0	0	L	21-24
12/20 at Vikings	S	2	2	0	0.0	0.0	1	1	0	0	0	0	0	0	0	0	0	0	0	0	0	0	0	L	17-38
12/27 at Buccaneers	S	0	0	0	0.0	0.0	0	0	0	0	0	0	0	0	0	0	0	0	0	0	0	0	0	W	26-21
01/03 LIONS										INACTIVE														L	20-24
2015 TOTALS		15-15	32	22	10	4.0	22.5	3	17	11	0	0	0	0	1	0	0	0	0	0	0	0	0	6-10	

+ - Overtime

2016 GAME-BY-GAME REGULAR SEASON STATISTICS (JETS/CHIEFS)

DATE OPPONENT		TACKLES							INTERCEPTIONS					O. FUMB			ST				MISC		W/L	SCORE			
		TK	S	A	SK	YDS	TFL	YDS	QBH	NO	YDS	LG	TD	PD	FF	FR	YDS	TK	S	A	FF	FR			S	A	
09/11 BENGALS	P	0	0	0	0.0	0.0	0	0	0	0	0	0	0	0	0	0	0	0	0	0	0	0	0	L	22-23		
09/15 at Bills	P	3	3	0	0.0	0.0	0	0	0	0	0	0	0	0	0	0	0	0	0	0	0	0	0	W	37-31		
09/25 at Chiefs	P	0	0	0	0.0	0.0	0	0	0	0	0	0	0	0	0	0	0	0	0	0	0	0	0	L	3-24		
10/02 SEAHAWKS	P	0	0	0	0.0	0.0	0	0	0	0	0	0	0	0	0	0	0	0	0	0	0	0	0	L	17-27		
10/09 at Steelers	P	2	1	1	0.0	0.0	0	0	0	0	0	0	0	0	0	0	0	0	0	0	0	0	0	L	13-31		
10/17 at Cardinals	P	1	1	0	0.0	0.0	0	0	0	0	0	0	0	0	0	0	0	0	0	0	0	0	0	L	3-28		
10/23 RAVENS	P	1	0	1	0.0	0.0	0	0	0	0	0	0	0	0	0	0	0	0	0	0	0	0	0	W	24-16		
10/30 at Browns	P	2	2	0	0.0	0.0	0	0	0	0	0	0	0	0	0	0	0	0	0	0	0	0	0	W	31-28		
11/06 at Dolphins	S	0	0	0	0.0	0.0	0	0	0	0	0	0	0	0	0	0	0	0	0	0	0	0	0	L	23-27		
Went from Jets to Chiefs .																											
11/13 at Panthers		NOT ON ROSTER																								W	20-17
11/20 BUCCANEERS	P	0	0	0	0.0	0.0	0	0	0	0	0	0	0	0	0	0	0	0	0	0	0	0	0	L	17-19		
11/27 at Broncos	P	2	2	0	0.0	0.0	0	0	0	0	0	0	0	0	0	0	0	0	0	0	0	0	0	W	30-27+		
12/04 at Falcons	P	2	2	0	0.0	0.0	0	0	0	0	0	0	0	0	0	0	0	0	0	0	0	0	0	W	29-28		
12/08 RAIDERS	P	0	0	0	0.0	0.0	0	0	0	0	0	0	0	0	0	0	0	0	0	0	0	0	0	W	21-13		
12/18 TITANS	P	0	0	0	0.0	0.0	0	0	0	0	0	0	0	0	0	0	0	0	0	0	0	0	0	L	17-19		
12/25 BRONCOS	P	0	0	0	0.0	0.0	0	0	0	0	0	0	0	0	0	0	0	0	0	0	0	0	0	W	33-10		
01/01 at Chargers	P	1	1	0	0.0	0.0	0	0	1	0	0	0	0	0	0	0	0	0	0	0	0	0	0	W	37-27		
2016 TOTALS	16-1	14	12	2	0.0	0.0	0	0	1	0	0	0	0	0	0	0	0	0	0	0	0	0	9-8				

+ - Overtime

2017 GAME-BY-GAME REGULAR SEASON STATISTICS (CHIEFS)

		TACKLES							INTERCEPTIONS					O. FUMB			ST				MISC					
DATE	OPPONENT	TK	S	A	SK	YDS	TFL	YDS	QBH	NO	YDS	LG	TD	PD	FF	FR	YDS	TK	S	A	FF	FR	S	A	W/L	SCORE
09/07	at Patriots	INACTIVE																				W	42-27			
09/17	EAGLES	INACTIVE																				W	27-20			
09/24	at Chargers	INACTIVE																				W	24-10			
10/02	REDSKINS	P	1	1	0	0.0	0.0	0	0	0	0	0	0	0	0	0	0	0	0	0	0	0	0	0	W	29-20
10/08	at Texans	P	0	0	0	0.0	0.0	0	0	0	0	0	0	0	0	0	0	0	0	0	0	0	0	0	W	42-34
10/15	STEELERS	INACTIVE																				L	13-19			
10/19	at Raiders	P	0	0	0	0.0	0.0	0	0	0	0	0	0	0	0	0	0	0	0	0	0	0	0	0	L	30-31
10/30	BRONCOS	P	0	0	0	0.0	0.0	0	0	0	0	0	0	0	0	0	0	0	0	0	0	0	0	0	W	29-19
11/05	at Cowboys	INACTIVE																				L	17-28			
11/19	at Giants	P	2	2	0	0.0	0.0	0	0	0	0	0	0	0	0	0	0	0	0	0	0	0	0	0	L	9-12+
11/26	BILLS	P	1	0	1	0.0	0.0	0	0	0	0	0	0	0	0	0	0	0	0	0	0	0	0	0	L	10-16
12/03	at Jets	P	0	0	0	0.0	0.0	0	0	1	0	0	0	0	0	0	0	0	0	0	0	0	0	0	L	31-38
12/10	RAIDERS	P	3	3	0	1.0	0.0	1	1	1	0	0	0	0	0	0	0	0	0	0	0	0	0	0	W	26-15
12/16	CHARGERS	P	0	0	0	0.0	0.0	0	0	0	0	0	0	0	0	0	0	0	0	0	0	0	0	0	W	30-13
12/24	DOLPHINS	P	0	0	0	0.0	0.0	0	0	0	0	0	0	0	0	0	0	0	0	0	0	0	0	0	W	29-13
12/31	at Broncos	S	2	1	1	0.0	0.0	0	0	1	0	0	0	0	0	0	0	0	0	0	0	0	0	0	W	27-24
2017 TOTALS	11-1	9	7	2	1.0	0.0	1	1	3	0	0	0	0	0	0	0	0	0	0	0	0	0	0	10-6		

+ - Overtime

2018 GAME-BY-GAME REGULAR SEASON STATISTICS (CHIEFS)

		TACKLES							INTERCEPTIONS					O. FUMB			ST				MISC					
DATE OPPONENT		TK	S	A	SK	YDS	TFL	YDS	QBH	NO	YDS	LG	TD	PD	FF	FR	YDS	TK	S	A	FF	FR	S	A	W/L	SCORE
09/09	at Chargers	P	0	0	0	0.0	0.0	0	0	0	0	0	0	0	0	0	0	0	0	0	0	0	0	0	W	38-28
09/16	at Steelers	P	0	0	0	0.0	0.0	0	0	0	0	0	0	0	0	0	0	0	0	0	0	0	0	0	W	42-37
09/23	49ERS	P	2	2	0	0.0	0.0	0	0	0	0	0	0	0	0	0	0	0	0	0	0	0	0	0	W	38-27
10/01	at Broncos	P	0	0	0	0.0	0.0	0	0	0	0	0	0	0	0	0	0	0	0	0	0	0	0	0	W	27-23
10/07	JAGUARS	P	0	0	0	0.0	0.0	0	0	0	0	0	0	0	0	0	0	0	0	0	0	0	0	0	W	30-14
10/14	at Patriots	P	2	1	1	0.0	0.0	0	0	0	0	0	0	0	0	0	0	0	0	0	0	0	0	0	L	40-43
10/21	BENGALS	P	0	0	0	0.0	0.0	0	0	0	0	0	0	0	0	0	0	0	0	0	0	0	0	0	W	45-10
10/28	BRONCOS	P	1	1	0	0.0	0.0	0	0	0	0	0	0	0	0	0	0	0	0	0	0	0	0	0	W	30-23
11/04	at Browns	P	0	0	0	0.0	0.0	0	0	0	0	0	0	0	0	0	0	0	0	0	0	0	0	0	W	37-21
11/11	CARDINALS	P	1	0	1	0.0	0.0	0	0	0	0	0	0	0	0	0	0	0	0	0	0	0	0	0	W	26-14
11/19	at Rams	P	0	0	0	0.0	0.0	0	0	0	0	0	0	0	0	0	0	0	0	0	0	0	0	0	L	51-54
12/02	at Raiders	P	1	1	0	0.0	0.0	0	0	0	0	0	0	0	1	0	0	0	0	0	0	0	0	0	W	40-33
2018 TOTALS		12-0	7	5	2	0.0	0.0	0	0	0	0	0	0	0	1	0	0	0	0	0	0	0	0	0	10-2	

2012 GAME-BY-GAME POSTSEASON STATISTICS (REDSKINS)

		TACKLES							INTERCEPTIONS					O. FUMB			ST					MISC				
DATE OPPONENT		TK	S	A	SK	YDS	TFL	YDS	QBH	NO	YDS	LG	TD	PD	FF	FR	YDS	TK	S	A	FF	FR	S	A	W/L	SCORE
01/06	SEAHAWKS	S	5	0	5	0.0	0.0	0	0	0	0	0	0	0	0	1	0	0	0	0	0	0	0	0	L	14-24
2012 TOTALS		1-1	5	0	5	0.0	0.0	0	0	0	0	0	0	0	0	1	0	0	0	0	0	0	0	0	0-1	

2016 GAME-BY-GAME POSTSEASON STATISTICS (CHIEFS)

		TACKLES							INTERCEPTIONS					O. FUMB			ST					MISC				
DATE OPPONENT		TK	S	A	SK	YDS	TFL	YDS	QBH	NO	YDS	LG	TD	PD	FF	FR	YDS	TK	S	A	FF	FR	S	A	W/L	SCORE
01/15	STEELERS	P	3	2	1	0.5	3.0	0	0	1	0	0	0	0	0	0	0	0	0	0	0	0	0	0	L	16-18
2016 TOTALS		1-0	3	2	1	0.5	3.0	0	0	1	0	0	0	0	0	0	0	0	0	0	0	0	0	0	0-1	

2017 GAME-BY-GAME POSTSEASON STATISTICS (CHIEFS)

		TACKLES							INTERCEPTIONS					O. FUMB			ST					MISC				
DATE OPPONENT		TK	S	A	SK	YDS	TFL	YDS	QBH	NO	YDS	LG	TD	PD	FF	FR	YDS	TK	S	A	FF	FR	S	A	W/L	SCORE
01/06	TITANS	P	0	0	0	0.0	0.0	0	0	0	0	0	0	0	0	0	0	0	0	0	0	0	0	0	L	21-22
2017 TOTALS		1-0	0	0	0	0.0	0.0	0	0	0	0	0	0	0	0	0	0	0	0	0	0	0	0	0	0-1	



CHRIS JONES

DEFENSIVE LINEMAN

95



3RD SEASON

3RD YEAR WITH THE CHIEFS

COLLEGE: MISSISSIPPI STATE

BIRTHDAY
07/03/94

HEIGHT
6'6"

WEIGHT
310

ACQUIRED
02-16

Third-year defensive lineman enters his third NFL season with the Chiefs in 2018.

Logged first interception of the 2018 season, second of his career and first career touchdown in Week 5 vs. Jacksonville (10/7/18).

Has logged a sack in six consecutive games of 2018 season.

Recorded second forced fumble of 2018 season in Week 10 vs. Arizona (11/11/18).

Career Highlights:

Logged 2.0 sacks in Week 10 vs. Arizona (11/11/18), giving him a career-high 7.0 sacks (-67.0 yards) on the season.

Recorded a single-game, career- and season-high 3.0 sacks of Carson Wentz vs. Philadelphia on September 17, 2017. His 3.0 sacks were the most by a Chiefs player since LB Justin Houston recorded 3.0 sacks at Denver on

November 27, 2016.

Owens 13.5 sacks (-107.0 yards) for his career.

Honors:

Was named the AFC Defensive Player of the Week during the 2017 season following his Week 2 performance where he recorded four tackles, 3.0 sacks, two forced fumbles and his first-career interception.

Was voted to the 2016 All-Rookie team by the Pro Football Writers of America (PFWA) following his rookie season campaign that was comprised of 28 tackles, 2.0 sacks, four passes defended and four tackles for loss for the Chiefs defense.

Transactions: Originally entered the NFL as the Chiefs second round (37th overall) pick of the 2016 NFL Draft.

COLLEGE

Appeared in 39 games (16 starts) ... Totaled 102 tackles, including 18.0 tackles for loss and 8.5 sacks ... Tallied nine passes defended ... Named Second Team All-American by Pro Football Focus in 2015.

PERSONAL

Attended Houston High School in Houston, Miss.

Rated by ESPN.com as the number six defensive end in the country his senior year.

As a senior, led the team in tackles with 160 and recorded 14.0 sacks, 10 pass deflections, two fumble recoveries and a 74-yard interception return for a touchdown.

Five-year letterman for his high school varsity basketball team.

Majored in communication at Mississippi State.

CHRIS JONES - NFL REGULAR SEASON STATISTICS

		TACKLES									INTERCEPTIONS					O. FUMB				ST				MISC			
DATE	TEAM	GP	GS	TK	S	A	TFL	YDS	SK	YDS	QBH	NO	YDS	LG	TD	PD	FF	FR	YDS	TK	S	A	FF	FR	S	A	
2016	Chiefs	16	11	28	17	11	5	26	2.0	19.0	10	0	0	0	0	4	0	0	0	0	0	0	0	0	0	0	
2017	Chiefs	16	7	32	22	10	5	24	6.5	42.0	13	1	-3	0	0	7	4	0	0	0	0	0	0	0	0	0	
2018	Chiefs	12	10	30	27	3	14	82	10.0	86.0	16	1	20	20t	1	4	2	0	0	0	0	0	0	0	0	0	
NFL TOTALS		44	28	90	66	24	24	132	18.5	147.0	39	2	17	20t	1	15	6	0	0	0	0	0	0	0	0	0	

CHRIS JONES - NFL POSTSEASON STATISTICS

DATE	TEAM	GP	GS	TACKLES					INTERCEPTIONS					O. FUMB					ST					MISC		
				TK	S	A	TFL	YDS	SK	YDS	QBH	NO	YDS	LG	TD	PD	FF	FR	YDS	TK	S	A	FF	FR	S	A
2016	Chiefs	1	1	2	1	1	0	0	0.0	0.0	0	0	0	0	0	2	0	0	0	0	0	0	0	0	0	0
2017	Chiefs	1	1	2	1	1	0	0	0.0	0.0	0	0	0	0	0	0	0	0	0	0	0	0	0	0	0	0
NFL TOTALS		2	2	4	2	2	0	0	0.0	0.0	0	0	0	0	0	2	0	0	0	0	0	0	0	0	0	0

SINGLE-GAME HIGHS: DEFENSIVE

Total Tackles	6 at Los Angeles Rams, Nov 19, 2018 5 vs. Oakland Raiders, Dec 08, 2016 4 at Oakland Raiders, Dec 02, 2018 4 at New York Giants, Nov 19, 2017 4 vs. Philadelphia Eagles, Sep 17, 2017 ...1 more at 4.	Tackles For Loss	3 at Los Angeles Rams, Nov 19, 2018 2 at Cleveland Browns, Nov 04, 2018 2 vs. Cincinnati Bengals, Oct 21, 2018 2 vs. Oakland Raiders, Dec 10, 2017 1 at Oakland Raiders, Dec 02, 2018 ...14 more at 1.
Sacks	3.0 vs. Philadelphia Eagles, Sep 17, 2017 2.0 at Los Angeles Rams, Nov 19, 2018 2.0 vs. Arizona Cardinals, Nov 11, 2018 1.0 at Oakland Raiders, Dec 02, 2018 1.0 at Cleveland Browns, Nov 04, 2018 ...9 more at 1.0.	Interceptions	1 vs. Jacksonville Jaguars, Oct 07, 2018 1 vs. Philadelphia Eagles, Sep 17, 2017
Passes Defensed	2 vs. Arizona Cardinals, Nov 11, 2018 2 at Dallas Cowboys, Nov 05, 2017 2 vs. Denver Broncos, Dec 25, 2016 1 at Los Angeles Rams, Nov 19, 2018 ...8 more at 1.	Interception Return Yards	20 vs. Jacksonville Jaguars, Oct 07, 2018
Forced Fumbles	2 vs. Philadelphia Eagles, Sep 17, 2017 1 vs. Arizona Cardinals, Nov 11, 2018 1 at New England Patriots, Oct 14, 2018 1 at Denver Broncos, Dec 31, 2017 ...1 more at 1.		

SINGLE-GAME HIGHS - POSTSEASON: DEFENSIVE

Total Tackles	2 vs. Tennessee Titans, Jan 06, 2018 2 vs. Pittsburgh Steelers, Jan 15, 2017	Passes Defensed	2 vs. Pittsburgh Steelers, Jan 15, 2017
----------------------	---	------------------------	---

2016 GAME-BY-GAME REGULAR SEASON STATISTICS (CHIEFS)

		TACKLES								INTERCEPTIONS				O. FUMB			ST				MISC					
DATE	OPPONENT	TK	S	A	SK	YDS	TFL	YDS	QBH	NO	YDS	LG	TD	PD	FF	FR	YDS	TK	S	A	FF	FR	S	A	W/L	SCORE
09/11	CHARGERS	P	0	0	0	0.0	0.0	0	0	0	0	0	0	0	0	0	0	0	0	0	0	0	0	0	W	33-27+
09/18	at Texans	P	2	0	2	0.0	0.0	0	0	0	0	0	0	0	0	0	0	0	0	0	0	0	0	0	L	12-19
09/25	JETS	P	1	0	1	0.0	0.0	0	0	0	0	0	0	0	0	0	0	0	0	0	0	0	0	0	W	24-3
10/02	at Steelers	P	2	0	2	0.0	0.0	0	0	0	0	0	0	0	0	0	0	0	0	0	0	0	0	0	L	14-43
10/16	at Raiders	P	2	1	1	0.0	0.0	1	3	0	0	0	0	0	0	0	0	0	0	0	0	0	0	0	W	26-10
10/23	SAINTS	S	2	0	2	0.0	0.0	0	0	0	0	0	0	0	0	0	0	0	0	0	0	0	0	0	W	27-21
10/30	at Colts	S	1	1	0	1.0	7.0	1	7	2	0	0	0	0	0	0	0	0	0	0	0	0	0	0	W	30-14
11/06	JAGUARS	S	2	1	1	0.0	0.0	0	0	0	0	0	0	0	0	0	0	0	0	0	0	0	0	0	W	19-14
11/13	at Panthers	S	3	3	0	1.0	12.0	1	12	1	0	0	0	0	0	0	0	0	0	0	0	0	0	0	W	20-17
11/20	BUCCANEERS	S	1	1	0	0.0	0.0	0	0	2	0	0	0	0	1	0	0	0	0	0	0	0	0	0	L	17-19
11/27	at Broncos	S	1	1	0	0.0	0.0	1	1	0	0	0	0	0	1	0	0	0	0	0	0	0	0	0	W	30-27+
12/04	at Falcons	S	0	0	0	0.0	0.0	0	0	2	0	0	0	0	0	0	0	0	0	0	0	0	0	0	W	29-28
12/08	RAIDERS	S	5	3	2	0.0	0.0	0	0	1	0	0	0	0	0	0	0	0	0	0	0	0	0	0	W	21-13
12/18	TITANS	S	1	1	0	0.0	0.0	0	0	1	0	0	0	0	0	0	0	0	0	0	0	0	0	0	L	17-19
12/25	BRONCOS	S	1	1	0	0.0	0.0	0	0	1	0	0	0	0	2	0	0	0	0	0	0	0	0	0	W	33-10
01/01	at Chargers	S	4	4	0	0.0	0.0	1	3	0	0	0	0	0	0	0	0	0	0	0	0	0	0	0	W	37-27
2016 TOTALS		16-11	28	17	11	2.0	19.0	5	26	10	0	0	0	4	0	0	0	0	0	0	0	0	0	0	12-4	

+ - Overtime

2017 GAME-BY-GAME REGULAR SEASON STATISTICS (CHIEFS)

		TACKLES								INTERCEPTIONS					O. FUMB			ST				MISC				
DATE	OPPONENT	TK	S	A	SK	YDS	TFL	YDS	QBH	NO	YDS	LG	TD	PD	FF	FR	YDS	TK	S	A	FF	FR	S	A	W/L	SCORE
09/07	at Patriots	S	0	0	0	0.0	0.0	0	0	0	0	0	0	0	0	0	0	0	0	0	0	0	0	0	W	42-27
09/17	EAGLES	P	4	4	0	3.0	13.0	1	5	2	1	-3	-3	0	1	2	0	0	0	0	0	0	0	0	W	27-20
09/24	at Chargers	P	3	2	1	0.0	0.0	1	0	2	0	0	0	0	0	0	0	0	0	0	0	0	0	0	W	24-10
10/02	REDSKINS	S	2	1	1	0.0	0.0	0	0	0	0	0	0	0	0	0	0	0	0	0	0	0	0	0	W	29-20
10/08	at Texans	S	2	1	1	0.5	3.0	0	0	2	0	0	0	0	0	1	0	0	0	0	0	0	0	0	W	42-34
10/15	STEELERS	P	1	0	1	0.0	0.0	0	0	1	0	0	0	0	0	0	0	0	0	0	0	0	0	0	L	13-19
10/19	at Raiders	P	2	2	0	0.0	0.0	0	0	0	0	0	0	0	1	0	0	0	0	0	0	0	0	0	L	30-31
10/30	BRONCOS	P	3	1	2	0.0	0.0	0	0	1	0	0	0	0	0	0	0	0	0	0	0	0	0	0	W	29-19
11/05	at Cowboys	P	1	0	1	0.0	0.0	0	0	0	0	0	0	0	2	0	0	0	0	0	0	0	0	0	L	17-28
11/19	at Giants	S	4	2	2	0.0	0.0	0	0	0	0	0	0	0	1	0	0	0	0	0	0	0	0	0	L	9-12+
11/26	BILLS	S	1	1	0	0.0	0.0	0	0	0	0	0	0	0	1	0	0	0	0	0	0	0	0	0	L	10-16
12/03	at Jets	S	2	1	1	0.0	0.0	0	0	0	0	0	0	0	0	0	0	0	0	0	0	0	0	0	L	31-38
12/10	RAIDERS	P	2	2	0	1.0	7.0	2	10	2	0	0	0	0	0	0	0	0	0	0	0	0	0	0	W	26-15
12/16	CHARGERS	P	2	2	0	1.0	9.0	1	9	2	0	0	0	0	0	0	0	0	0	0	0	0	0	0	W	30-13
12/24	DOLPHINS	S	1	1	0	0.0	0.0	0	0	0	0	0	0	0	1	0	0	0	0	0	0	0	0	0	W	29-13
12/31	at Broncos	P	2	2	0	1.0	10.0	0	0	1	0	0	0	0	0	1	0	0	0	0	0	0	0	0	W	27-24
2017 TOTALS		16-7	32	22	10	6.5	42.0	5	24	13	1	-3	-3	0	7	4	0	0	0	0	0	0	0	0	10-6	

+ - Overtime

2018 GAME-BY-GAME REGULAR SEASON STATISTICS (CHIEFS)

		TACKLES							INTERCEPTIONS					O. FUMB			ST				MISC					
DATE	OPPONENT	TK	S	A	SK	YDS	TFL	YDS	QBH	NO	YDS	LG	TD	PD	FF	FR	YDS	TK	S	A	FF	FR	S	A	W/L	SCORE
09/09	at Chargers	S	3	3	0	0.0	0.0	1	2	1	0	0	0	0	0	0	0	0	0	0	0	0	0	0	W	38-28
09/16	at Steelers	S	1	1	0	0.0	0.0	1	3	0	0	0	0	0	0	0	0	0	0	0	0	0	0	0	W	42-37
09/23	49ERS	S	3	3	0	0.0	0.0	1	8	0	0	0	0	0	0	0	0	0	0	0	0	0	0	0	W	38-27
10/01	at Broncos	S	0	0	0	0.0	0.0	0	0	2	0	0	0	0	0	0	0	0	0	0	0	0	0	0	W	27-23
10/07	JAGUARS	S	1	1	0	1.0	6.0	1	6	1	1	20	20	1	1	0	0	0	0	0	0	0	0	0	W	30-14
10/14	at Patriots	P	2	1	1	1.0	6.0	0	0	0	0	0	0	0	0	1	0	0	0	0	0	0	0	0	L	40-43
10/21	BENGALS	S	3	3	0	1.0	11.0	2	12	1	0	0	0	0	0	0	0	0	0	0	0	0	0	0	W	45-10
10/28	BRONCOS	S	1	1	0	1.0	10.0	1	10	2	0	0	0	0	0	0	0	0	0	0	0	0	0	0	W	30-23
11/04	at Browns	P	3	3	0	1.0	13.0	2	14	1	0	0	0	0	0	0	0	0	0	0	0	0	0	0	W	37-21
11/11	CARDINALS	S	3	2	1	2.0	21.0	1	7	3	0	0	0	0	2	1	0	0	0	0	0	0	0	0	W	26-14
11/19	at Rams	S	6	6	0	2.0	13.0	3	14	4	0	0	0	0	1	0	0	0	0	0	0	0	0	0	L	51-54
12/02	at Raiders	S	4	3	1	1.0	6.0	1	6	1	0	0	0	0	0	0	0	0	0	0	0	0	0	0	W	40-33
2018 TOTALS		12-10	30	27	3	10.0	86.0	14	82	16	1	20	20	1	4	2	0	0	0	0	0	0	0	10-2		

2016 GAME-BY-GAME POSTSEASON STATISTICS (CHIEFS)

		TACKLES							INTERCEPTIONS					O. FUMB			ST				MISC					
DATE OPPONENT		TK	S	A	SK	YDS	TFL	YDS	QBH	NO	YDS	LG	TD	PD	FF	FR	YDS	TK	S	A	FF	FR	S	A	W/L	SCORE
01/15	STEELERS	S	2	1	1	0.0	0.0	0	0	0	0	0	0	2	0	0	0	0	0	0	0	0	0	0	L	16-18
2016 TOTALS		1-1	2	1	1	0.0	0.0	0	0	0	0	0	0	2	0	0	0	0	0	0	0	0	0	0	0-1	

2017 GAME-BY-GAME POSTSEASON STATISTICS (CHIEFS)

		TACKLES							INTERCEPTIONS					O. FUMB			ST				MISC					
DATE OPPONENT		TK	S	A	SK	YDS	TFL	YDS	QBH	NO	YDS	LG	TD	PD	FF	FR	YDS	TK	S	A	FF	FR	S	A	W/L	SCORE
01/06	TITANS	S	2	1	1	0.0	0.0	0	0	0	0	0	0	0	0	0	0	0	0	0	0	0	0	0	L	21-22
2017 TOTALS		1-1	2	1	1	0.0	0.0	0	0	0	0	0	0	0	0	0	0	0	0	0	0	0	0	0	0-1	



TRAVIS KELCE

TIGHT END

87



6TH SEASON

6TH YEAR WITH THE CHIEFS

COLLEGE: CINCINNATI

BIRTHDAY
10/05/89

HEIGHT
6'5"

WEIGHT
260

ACQUIRED
D3a-13



- 📺 Sixth-year tight end enters his sixth season with the Chiefs in 2018.
- Logged fourth multi-touchdown game of his career with two TDs in Week 8 vs. Cleveland (11/4/18).
- Recorded 100 yards on 5 receptions in Week 5 vs. Jacksonville (10/7/18), marking his 15th career game with 100+ receiving yards, tied for fifth most in franchise history.
- 📺 Was voted by teammates as an offensive team captain prior to the club's 2017 and 2018 playoff games.
- 📺 Spent the majority of the 2013 season on the club's injured reserve list.
- 📺 Originally entered the league as the first of two Kansas City third-round draft selections (63rd overall) in the 2013 NFL Draft.

Career Highlights:

- Kelce has caught a pass in 72 consecutive games, the third-longest streak in franchise history. 📺
- With 103 receiving yards in KC's game against Philadelphia (9/17/17), Kelce became just the third tight end in franchise history to cross the 3,000-yard plateau for their career.
- 📺 During the Monday Night Football game against Washington (10/2/17) Kelce's 111 yards moved him past TE Fred Arbanas (3,101) for second-most receiving yards in franchise history by a tight end.
- 📺 Finished with a career-high 140 receiving yards on

- eight receptions vs. the Atlanta Falcons on Dec. 4, 2016.
- 📺 Recorded 8 receptions for 128 yards in his first postseason action against the Texans in the 2015 AFC Wild Card matchup, making him the eighth player in Chiefs history to record 100 or more receiving yards in a playoff contest.
- 📺 Led the team in receptions and receiving yards in 2014 with 67 catches for 862 yards.

Honors:

- 📺 Named to the 2018 Pro Bowl for the third time following the 2017 regular season when he led the Chiefs with 79 receptions for 991 yards. 2018 marks Kelce's third consecutive Pro Bowl nomination after being awarded the honor following the 2015 and 2016 seasons.
- 📺 For the first time in his career, Kelce was named a first-team AP All-Pro TE after a phenomenal 2016 regular season campaign.
- 📺 Was named to the Pro Football Writers of America (PFWA) All-NFL Team for the second consecutive season following the 2017 season.
- 📺 Was voted All-Pro tight end by Sporting News following the 2016 regular season.

Transactions:

- Signed with Kansas City (6/6/13) ... Originally entered the NFL as the first of two Kansas City third-round draft picks (63rd overall) in the 2013 NFL Draft.

COLLEGE

Played in 35 games (12 starts) at Cincinnati ... Spent the bulk of his 11-game freshman campaign being utilized as a quarterback ... Caught 59 passes for 875 yards (14.83 avg.) and 10 touchdowns, adding 47 yards and two scores on eight carries (5.88 avg.), in addition to recording two tackles (one solo) with a 13-yard kickoff return while completing his only pass attempt for a 39-yard touchdown ... In 21 games as a tight end, he snared 59-of-71 passes targeted to him, as his success rate (83.10 pct.) was the best for any active player in the collegiate ranks.

PERSONAL

- 📺 Three-year letterwinner at quarterback at Cleveland Heights High School.
- 📺 Recognized with All-Lake Erie League honors after totaling 2,539 yards of total offense as a senior and collected 1,016 yards rushing, including 10 touchdowns and 1,523 passing yards on 103-of-198 attempts, with 21 scores and eight interceptions in 2007.
- 📺 Brother, Jason Kelce, was a sixth round (191st overall) pick of the 2011 NFL Draft by the Philadelphia and was the starting center on the Super Bowl LII Championship Eagles team.
- 📺 In 2015, founded The Eighty-Seven & Running Foundation that helps underserved youth strive to become productive citizens by mentoring and motivating them to explore and develop their abilities while learning critical life skills.
- 📺 Majored in exploratory studies.

TRAVIS KELCE - NFL REGULAR SEASON STATISTICS

DATE	TEAM	GP	GS	RECEIVING			RUSHING				
				NO.	YDS	AVG	LG	TD	NO.	YDS.	AVG.
2013	Chiefs	1	0	0	0	0.0	0	0	0	0	0.0
2014	Chiefs	16	11	67	862	12.9	34	5	0	0	0.0
2015	Chiefs	16	16	72	875	12.2	42t	5	0	0	0.0
2016	Chiefs	16	15	85	1,125	13.2	80t	4	1	-5	-5.0
2017	Chiefs	15	15	83	1,038	12.5	44	8	2	7	3.5
2018	Chiefs	12	12	79	1,082	13.7	43	9	0	0	0.0
NFL TOTALS		76	69	386	4,982	12.9	80t	31	3	2	0.7

TRAVIS KELCE - NFL POSTSEASON STATISTICS

DATE	TEAM	GP	GS	RECEIVING			RUSHING				
				NO.	YDS	AVG	LG	TD	NO.	YDS.	AVG.
2013	Chiefs	0	0	0	0	0.0	0	0	0	0	0.0
2015	Chiefs	2	2	14	151	10.8	48	0	0	0	0.0
2016	Chiefs	1	1	5	77	15.4	24	0	0	0	0.0
2017	Chiefs	1	1	4	66	16.5	27	1	0	0	0.0
NFL TOTALS		4	4	23	294	12.8	48	1	0	0	0.0

TRAVIS KELCE - NFL REGULAR SEASON PASSING STATISTICS

DATE	TEAM	GP	GS	ATT.	CMP.	PCT.	YDS	AVG.	TD	INT.	LG	SK	LST	RATE
2013	Chiefs	1	0	0	0	0.0	0	0.0	0	0	0	0	0	0.0
2014	Chiefs	16	11	0	0	0.0	0	0.0	0	0	0	0	0	0.0
2015	Chiefs	16	16	0	0	0.0	0	0.0	0	0	0	0	0	0.0
2016	Chiefs	16	15	0	0	0.0	0	0.0	0	0	0	0	0	0.0
2017	Chiefs	15	15	1	0	0.0	0	0.0	0	1	0	0	0	0.0
2018	Chiefs	12	12	0	0	0.0	0	0.0	0	0	0	0	0	0.0
TOTALS		76	69	1	0	0.0	0	0.0	0	1	0	0	0	0.0

TRAVIS KELCE - NFL POSTSEASON PASSING STATISTICS

DATE	TEAM	GP	GS	ATT.	CMP.	PCT.	YDS	AVG.	TD	INT.	LG	SK	LST	RATE
2013	Chiefs	0	0	0	0	0.0	0	0.0	0	0	0	0	0	0.0
2015	Chiefs	2	2	0	0	0.0	0	0.0	0	0	0	0	0	0.0
2016	Chiefs	1	1	0	0	0.0	0	0.0	0	0	0	0	0	0.0
2017	Chiefs	1	1	0	0	0.0	0	0.0	0	0	0	0	0	0.0
TOTALS		4	4	0	0	0.0	0	0.0	0	0	0	0	0	0.0

TRAVIS KELCE - NFL REGULAR SEASON RUSHING STATISTICS

DATE	TEAM	NO.	YDS.	AVG.	LG	TD
2013	Chiefs	0	0	0.0	0	0
2014	Chiefs	0	0	0.0	0	0
2015	Chiefs	0	0	0.0	0	0
2016	Chiefs	1	-5	-5.0	0	0
2017	Chiefs	2	7	3.5	4	0
2018	Chiefs	0	0	0.0	0	0
TOTALS		3	2	0.7	4	0

TRAVIS KELCE - NFL POSTSEASON RUSHING STATISTICS

DATE TEAM	NO.	YDS.	AVG.	LG	TD
2013 Chiefs	0	0	0.0	0	0
2015 Chiefs	0	0	0.0	0	0
2016 Chiefs	0	0	0.0	0	0
2017 Chiefs	0	0	0.0	0	0
TOTALS	0	0	0.0	0	0

TRAVIS KELCE - NFL REGULAR SEASON PASSING/RUSHING STATISTICS

DATE TEAM	GP	GS	PASSING											RUSHING				
			ATT.	CMP.	PCT.	YDS	AVG.	TD	INT.	LG	SK	LST	RATE	NO.	YDS.	AVG.	LG	TD
2013 Chiefs	1	0	0	0	0.0	0	0.0	0	0	0	0	0	0.0	0	0	0.0	0	0
2014 Chiefs	16	11	0	0	0.0	0	0.0	0	0	0	0	0	0.0	0	0	0.0	0	0
2015 Chiefs	16	16	0	0	0.0	0	0.0	0	0	0	0	0	0.0	0	0	0.0	0	0
2016 Chiefs	16	15	0	0	0.0	0	0.0	0	0	0	0	0	0.0	1	-5	-5.0	0	0
2017 Chiefs	15	15	1	0	0.0	0	0.0	0	1	0	0	0	0.0	2	7	3.5	4	0
2018 Chiefs	12	12	0	0	0.0	0	0.0	0	0	0	0	0	0.0	0	0	0.0	0	0
TOTALS	76	69	1	0	0.0	0	0.0	0	1	0	0	0	0.0	3	2	0.7	4	0

TRAVIS KELCE - NFL POSTSEASON PASSING/RUSHING STATISTICS

DATE TEAM	GP	GS	PASSING											RUSHING				
			ATT.	CMP.	PCT.	YDS	AVG.	TD	INT.	LG	SK	LST	RATE	NO.	YDS.	AVG.	LG	TD
2013 Chiefs	0	0	0	0	0.0	0	0.0	0	0	0	0	0	0.0	0	0	0.0	0	0
2015 Chiefs	2	2	0	0	0.0	0	0.0	0	0	0	0	0	0.0	0	0	0.0	0	0
2016 Chiefs	1	1	0	0	0.0	0	0.0	0	0	0	0	0	0.0	0	0	0.0	0	0
2017 Chiefs	1	1	0	0	0.0	0	0.0	0	0	0	0	0	0.0	0	0	0.0	0	0
TOTALS	4	4	0	0	0.0	0	0.0	0	0	0	0	0	0.0	0	0	0.0	0	0

SINGLE-GAME HIGHS: RUSHING/RECEIVING

Rush Attempts 1 vs. Washington Redskins, Oct 02, 2017
1 at New England Patriots, Sep 07, 2017
1 vs. Tampa Bay Buccaneers, Nov 20, 2016

Rushing Yards 4 at New England Patriots, Sep 07, 2017
3 vs. Washington Redskins, Oct 02, 2017

Longest Runs 4 at New England Patriots, Sep 07, 2017
3 vs. Washington Redskins, Oct 02, 2017

Receptions 12 at Oakland Raiders, Dec 02, 2018
11 vs. Denver Broncos, Dec 25, 2016
10 at Los Angeles Rams, Nov 19, 2018
8 vs. San Francisco 49ers, Sep 23, 2018
8 at New York Giants, Nov 19, 2017
...5 more at 8.

Receiving Yards 168 at Oakland Raiders, Dec 02, 2018
160 vs. Denver Broncos, Dec 25, 2016
140 at Atlanta Falcons, Dec 04, 2016
133 vs. Denver Broncos, Oct 30, 2017
127 at Los Angeles Rams, Nov 19, 2018

Longest Receptions 80t vs. Denver Broncos, Dec 25, 2016
44 vs. Philadelphia Eagles, Sep 17, 2017
44 vs. Tampa Bay Buccaneers, Nov 20, 2016
43 vs. Cincinnati Bengals, Oct 21, 2018
42 vs. New York Jets, Sep 25, 2016
...1 more at 42.

Receiving TDs 2 at Oakland Raiders, Dec 02, 2018
2 at Cleveland Browns, Nov 04, 2018
2 at Pittsburgh Steelers, Sep 16, 2018
...2 more at 2.

All-purpose yards 168 at Oakland Raiders, Dec 02, 2018
160 vs. Denver Broncos, Dec 25, 2016
140 at Atlanta Falcons, Dec 04, 2016
133 vs. Denver Broncos, Oct 30, 2017
127 at Los Angeles Rams, Nov 19, 2018

Miscellaneous Tackles 1 vs. Denver Broncos, Oct 28, 2018
1 vs. Jacksonville Jaguars, Oct 07, 2018

Most TDs 2 at Oakland Raiders, Dec 02, 2018
2 at Cleveland Browns, Nov 04, 2018
2 at Pittsburgh Steelers, Sep 16, 2018
...2 more at 2.

SINGLE-GAME HIGHS - POSTSEASON: RUSHING/RECEIVING

Receptions	8 at Houston Texans, Jan 09, 2016 6 at New England Patriots, Jan 16, 2016 5 vs. Pittsburgh Steelers, Jan 15, 2017 4 vs. Tennessee Titans, Jan 06, 2018	Receiving TDs	1 vs. Tennessee Titans, Jan 06, 2018
Receiving Yards	128 at Houston Texans, Jan 09, 2016 77 vs. Pittsburgh Steelers, Jan 15, 2017 66 vs. Tennessee Titans, Jan 06, 2018 23 at New England Patriots, Jan 16, 2016	All-purpose yards	128 at Houston Texans, Jan 09, 2016 77 vs. Pittsburgh Steelers, Jan 15, 2017 66 vs. Tennessee Titans, Jan 06, 2018 23 at New England Patriots, Jan 16, 2016
Longest Receptions	48 at Houston Texans, Jan 09, 2016 27 vs. Tennessee Titans, Jan 06, 2018 25 at Houston Texans, Jan 09, 2016 24 vs. Pittsburgh Steelers, Jan 15, 2017 21 vs. Pittsburgh Steelers, Jan 15, 2017	Most TDs	1 vs. Tennessee Titans, Jan 06, 2018

100-YARD RECEIVING GAMES (17): REGULAR SEASON

DATE	TEAM	NO.	YDS.	AVG.	LG	TD
12/07/14	at Cardinals	7	110	15.7	29	0
09/13/15	at Texans	6	106	17.7	42t	2
10/30/16	at Colts	7	101	14.4	21	1
11/20/16	BUCCANEERS	7	108	15.4	44	0
11/27/16	at Broncos	8	101	12.6	21	0
12/04/16	at Falcons	8	140	17.5	35	0
12/08/16	RAIDERS	5	101	20.2	34	0
12/25/16	BRONCOS	11	160	14.5	80t	1
09/17/17	EAGLES	8	103	12.9	44	1
10/02/17	REDSKINS	7	111	15.9	32	1
10/30/17	BRONCOS	7	133	19.0	33	1
11/19/17	at Giants	8	109	13.6	32	0
09/16/18	at Steelers	7	109	15.6	31	2
09/23/18	49ERS	8	114	14.3	25	0
10/07/18	JAGUARS	5	100	20.0	40	0
11/19/18	at Rams	10	127	12.7	37	1
12/02/18	at Raiders	12	168	14.0	28	2

100-YARD RECEIVING GAMES (1): POSTSEASON

DATE	TEAM	NO.	YDS.	AVG.	LG	TD
01/09/16	at Texans	8	128	16.0	48	0

2013 GAME-BY-GAME REGULAR SEASON STATISTICS (CHIEFS)

DATE	OPPONENT	P/S	RECEIVING				RUSHING				TD	W/L	SCORE
			NO	YDS	LG	TD	ATT	YDS	LG	TD			
09/08	at Jaguars					INACTIVE						W	28-2
09/15	COWBOYS	P	0	0	0	0	0	0	0	0	0	W	17-16
09/19	at Eagles					INACTIVE						W	26-16
09/29	GIANTS					INACTIVE						W	31-7
10/06	at Titans					INACTIVE						W	26-17
10/13	RAIDERS					RESERVE/INJURED						W	24-7
10/20	TEXANS					RESERVE/INJURED						W	17-16
11/03	at Bills					RESERVE/INJURED						W	23-13
11/17	at Broncos					RESERVE/INJURED						L	17-27
11/24	CHARGERS					RESERVE/INJURED						L	38-41
12/01	BRONCOS					RESERVE/INJURED						L	28-35
12/08	at Redskins					RESERVE/INJURED						W	45-10
12/22	COLTS					RESERVE/INJURED						L	7-23
12/29	at Chargers					RESERVE/INJURED						L	24-27+
2013 TOTALS	1-0		0	0	0	0	0	0	0	0	0	9-5	

+ - Overtime

2014 GAME-BY-GAME REGULAR SEASON STATISTICS (CHIEFS)

DATE	OPPONENT	P/S	RECEIVING				RUSHING				W/L	SCORE
			NO	YDS	LG	TD	ATT	YDS	LG	TD		
09/07	TITANS	P	3	49	27	0	0	0	0	0	L	10-26
09/14	at Broncos	P	4	81	24	0	0	0	0	0	L	17-24
09/21	at Dolphins	S	3	36	20t	1	0	0	0	0	W	34-15
09/29	PATRIOTS	S	8	93	33	1	0	0	0	0	W	41-14
10/05	at 49ers	S	2	15	13	1	0	0	0	0	L	17-22
10/19	at Chargers	P	4	33	16	0	0	0	0	0	W	23-20
10/26	RAMS	S	4	45	17	0	0	0	0	0	W	34-7
11/02	JETS	S	4	67	34	1	0	0	0	0	W	24-10
11/09	at Bills	P	2	19	13	0	0	0	0	0	W	17-13
11/16	SEAHAWKS	S	3	37	23	0	0	0	0	0	W	24-20
11/20	at Raiders	S	4	67	27	0	0	0	0	0	L	20-24
11/30	BRONCOS	P	3	36	19	0	0	0	0	0	L	16-29
12/07	at Cardinals	S	7	110	29	0	0	0	0	0	L	14-17
12/14	RAIDERS	S	5	59	20t	1	0	0	0	0	W	31-13
12/21	at Steelers	S	4	31	13	0	0	0	0	0	L	12-20
12/28	CHARGERS	S	7	84	24	0	0	0	0	0	W	19-7
2014 TOTALS		16-11	67	862	34	5	0	0	0	0	9-7	

2015 GAME-BY-GAME REGULAR SEASON STATISTICS (CHIEFS)

DATE	OPPONENT	P/S	RECEIVING				RUSHING				W/L	SCORE
			NO	YDS	LG	TD	ATT	YDS	LG	TD		
09/13	at Texans	S	6	106	42t	2	0	0	0	0	W	27-20
09/17	BRONCOS	S	4	58	29	0	0	0	0	0	L	24-31
09/28	at Packers	S	6	80	38	0	0	0	0	0	L	28-38
10/04	at Bengals	S	5	49	14	0	0	0	0	0	L	21-36
10/11	BEARS	S	3	35	16	0	0	0	0	0	L	17-18
10/18	at Vikings	S	5	88	37	0	0	0	0	0	L	10-16
10/25	STEELERS	S	5	73	26	0	0	0	0	0	W	23-13
11/01	LIONS	S	6	49	18	1	0	0	0	0	W	45-10
11/15	at Broncos	S	5	36	9	0	0	0	0	0	W	29-13
11/22	at Chargers	S	5	46	16	0	0	0	0	0	W	33-3
11/29	BILLS	S	4	69	38	1	0	0	0	0	W	30-22
12/06	at Raiders	S	2	42	26	0	0	0	0	0	W	34-20
12/13	CHARGERS	S	3	18	11	0	0	0	0	0	W	10-3
12/20	at Ravens	S	6	73	29	0	0	0	0	0	W	34-14
12/27	BROWNS	S	6	43	13t	1	0	0	0	0	W	17-13
01/03	RAIDERS	S	1	10	10	0	0	0	0	0	W	23-17
2015 TOTALS		16-16	72	875	42t	5	0	0	0	0	11-5	

2016 GAME-BY-GAME REGULAR SEASON STATISTICS (CHIEFS)

DATE	OPPONENT	P/S	RECEIVING				RUSHING				W/L	SCORE
			NO	YDS	LG	TD	ATT	YDS	LG	TD		
09/11	CHARGERS	S	6	74	20	0	0	0	0	0	W	33-27+
09/18	at Texans	S	5	34	11	0	0	0	0	0	L	12-19
09/25	JETS	S	6	89	42	1	0	0	0	0	W	24-3
10/02	at Steelers	S	5	23	9	1	0	0	0	0	L	14-43
10/16	at Raiders	S	3	32	21	0	0	0	0	0	W	26-10
10/23	SAINTS	S	2	24	14	0	0	0	0	0	W	27-21
10/30	at Colts	S	7	101	21	1	0	0	0	0	W	30-14
11/06	JAGUARS	S	5	58	23	0	0	0	0	0	W	19-14
11/13	at Panthers	S	3	31	16	0	0	0	0	0	W	20-17
11/20	BUCCANEERS	S	7	108	44	0	1	-5	-5	0	L	17-19
11/27	at Broncos	S	8	101	21	0	0	0	0	0	W	30-27+
12/04	at Falcons	S	8	140	35	0	0	0	0	0	W	29-28
12/08	RAIDERS	S	5	101	34	0	0	0	0	0	W	21-13
12/18	TITANS	S	3	41	16	0	0	0	0	0	L	17-19
12/25	BRONCOS	S	11	160	80t	1	0	0	0	0	W	33-10
01/01	at Chargers	P	1	8	8	0	0	0	0	0	W	37-27
2016 TOTALS		16-15	85	1,125	80t	4	1	-5	-5	0	12-4	

+ - Overtime

2017 GAME-BY-GAME REGULAR SEASON STATISTICS (CHIEFS)

DATE	OPPONENT	P/S	RECEIVING				RUSHING				W/L	SCORE
			NO	YDS	LG	TD	ATT	YDS	LG	TD		
09/07	at Patriots	S	5	40	14	0	1	4	4	0	W	42-27
09/17	EAGLES	S	8	103	44	1	0	0	0	0	W	27-20
09/24	at Chargers	S	1	1	1	0	0	0	0	0	W	24-10
10/02	REDSKINS	S	7	111	32	1	1	3	3	0	W	29-20
10/08	at Texans	S	8	98	26	0	0	0	0	0	W	42-34
10/15	STEELERS	S	4	37	23	0	0	0	0	0	L	13-19
10/19	at Raiders	S	4	33	10t	1	0	0	0	0	L	30-31
10/30	BRONCOS	S	7	133	33	1	0	0	0	0	W	29-19
11/05	at Cowboys	S	7	73	22	1	0	0	0	0	L	17-28
11/19	at Giants	S	8	109	32	0	0	0	0	0	L	9-12+
11/26	BILLS	S	3	39	25	0	0	0	0	0	L	10-16
12/03	at Jets	S	4	94	36t	2	0	0	0	0	L	31-38
12/10	RAIDERS	S	7	74	20	0	0	0	0	0	W	26-15
12/16	CHARGERS	S	6	46	21	0	0	0	0	0	W	30-13
12/24	DOLPHINS	S	4	47	18	1	0	0	0	0	W	29-13
12/31	at Broncos										W	27-24
						INACTIVE						
2017 TOTALS			15-15	83	1,038	44	8	2	7	4	0	10-6

+ - Overtime

2018 GAME-BY-GAME REGULAR SEASON STATISTICS (CHIEFS)

DATE	OPPONENT	P/S	RECEIVING				RUSHING				W/L	SCORE
			NO	YDS	LG	TD	ATT	YDS	LG	TD		
09/09	at Chargers	S	1	6	6	0	0	0	0	0	W	38-28
09/16	at Steelers	S	7	109	31	2	0	0	0	0	W	42-37
09/23	49ERS	S	8	114	25	0	0	0	0	0	W	38-27
10/01	at Broncos	S	7	78	29	1	0	0	0	0	W	27-23
10/07	JAGUARS	S	5	100	40	0	0	0	0	0	W	30-14
10/14	at Patriots	S	5	61	17	0	0	0	0	0	L	40-43
10/21	BENGALS	S	5	95	43	0	0	0	0	0	W	45-10
10/28	BRONCOS	S	6	79	18	1	0	0	0	0	W	30-23
11/04	at Browns	S	7	99	21	2	0	0	0	0	W	37-21
11/11	CARDINALS	S	6	46	10	0	0	0	0	0	W	26-14
11/19	at Rams	S	10	127	37	1	0	0	0	0	L	51-54
12/02	at Raiders	S	12	168	28	2	0	0	0	0	W	40-33
2018 TOTALS			12-12	79	1,082	43	9	0	0	0	0	10-2

2013 GAME-BY-GAME POSTSEASON STATISTICS (CHIEFS)

DATE	OPPONENT	P/S	RECEIVING				RUSHING				W/L	SCORE
			NO	YDS	LG	TD	ATT	YDS	LG	TD		
01/04	at Colts										L	44-45
						RESERVE/INJURED						
2013 TOTALS			0-0	0	0	0	0	0	0	0	0	0-1

2015 GAME-BY-GAME POSTSEASON STATISTICS (CHIEFS)

DATE	OPPONENT	P/S	RECEIVING				RUSHING				W/L	SCORE
			NO	YDS	LG	TD	ATT	YDS	LG	TD		
01/09	at Texans	S	8	128	48	0	0	0	0	0	W	30-0
01/16	at Patriots	S	6	23	13	0	0	0	0	0	L	20-27
2015 TOTALS			2-2	14	151	48	0	0	0	0	1-1	

2016 GAME-BY-GAME POSTSEASON STATISTICS (CHIEFS)

DATE	OPPONENT	P/S	RECEIVING				RUSHING				W/L	SCORE
			NO	YDS	LG	TD	ATT	YDS	LG	TD		
01/15	STEELERS	S	5	77	24	0	0	0	0	0	L	16-18
2016 TOTALS			1-1	5	77	24	0	0	0	0	0-1	

2017 GAME-BY-GAME POSTSEASON STATISTICS (CHIEFS)

DATE	OPPONENT	P/S	RECEIVING				RUSHING				W/L	SCORE
			NO	YDS	LG	TD	ATT	YDS	LG	TD		
01/06	TITANS	S	4	66	27	1	0	0	0	0	L	21-22
2017 TOTALS			1-1	4	66	27	1	0	0	0	0-1	



MARCUS KEMP

WIDE RECEIVER

19



1ST SEASON

2ND YEAR WITH THE CHIEFS

COLLEGE: HAWAII

BIRTHDAY
08/14/95

HEIGHT
6'4"

WEIGHT
210

ACQUIRED
FA-17

First-year wide receiver enters his second season with the Chiefs in 2018.

Originally entered the NFL as an undrafted free agent with the Chiefs in 2017.

Transactions:

Signed to Kansas City's active roster from the practice

squad (1/2/18) ... Signed to Kansas City's practice squad (10/17/17) ... Released by Kansas City (10/16/17) ... Signed to Kansas City's active roster from the practice squad (10/14/17) ... Signed to Kansas City's practice squad (9/3/17) ... Released by Kansas City (9/2/17) ... Originally entered the NFL as an undrafted free agent with the Chiefs in 2017.

COLLEGE

A standout at the University of Hawaii, Kemp appeared in 51 games (32 starts) for the Rainbow Warriors ... Totaled 2,570 yards on 176 receptions with 13 touchdowns ... Logged 12 career 100-yard outings ... Led all UH receivers with 1,100 yards on 73 receptions in 2016 and was awarded with All-MW honorable mention honors ... Named to the academic All-MW team ... Selected to the team's leadership council and was a recipient of the Alec Waterhouse Most Valuable Player Award at the annual Na Koa football banquet.

PERSONAL

Attended Layton (Utah) High School where he was a three-sport standout, also lettering in track and basketball.

Majored in economics at Hawaii.

MARCUS KEMP - NFL REGULAR SEASON STATISTICS

DATE	TEAM	GP	GS	RECEIVING					RUSHING				
				NO.	YDS	AVG	LG	TD	NO.	YDS.	AVG.	LG	TD
2017	Chiefs	1	0	0	0	0.0	0	0	0	0	0.0	0	0
2018	Chiefs	12	0	1	7	7.0	7	0	0	0	0.0	0	0
NFL TOTALS		13	0	1	7	7.0	7	0	0	0	0.0	0	0

MARCUS KEMP - NFL POSTSEASON STATISTICS

DATE	TEAM	GP	GS	RECEIVING					RUSHING				
				NO.	YDS	AVG	LG	TD	NO.	YDS.	AVG.	LG	TD
2017	Chiefs	1	0	0	0	0.0	0	0	0	0	0.0	0	0
NFL TOTALS		1	0	0	0	0.0	0	0	0	0	0.0	0	0

MARCUS KEMP - NFL REGULAR SEASON RETURN STATISTICS

KICKOFF RETURNS							PUNT RETURNS					
DATE	TEAM	RET.	YDS.	AVG.	LG	TD	NO.	FC	YDS	AVG	LG	TD
2017	Chiefs	0	0	0.0	0	0	0	0	0	0.0	0	0
2018	Chiefs	0	0	0.0	0	0	0	0	0	0.0	0	0
NFL TOTALS		0	0	0.0	0	0	0	0	0	0.0	0	0

MARCUS KEMP - NFL POSTSEASON RETURN STATISTICS

DATE TEAM	KICKOFF RETURNS					PUNT RETURNS					
	RET.	YDS.	AVG.	LG	TD	NO.	FC	YDS	AVG	LG	TD
2017 Chiefs	0	0	0.0	0	0	0	0	0	0.0	0	0
NFL TOTALS	0	0	0.0	0	0	0	0	0	0.0	0	0

SINGLE-GAME HIGHS: RUSHING/RECEIVING

Receptions	1 vs. San Francisco 49ers, Sep 23, 2018	All-purpose yards	7 vs. San Francisco 49ers, Sep 23, 2018
Receiving Yards	7 vs. San Francisco 49ers, Sep 23, 2018	Special Teams Tackles	2 at Los Angeles Rams, Nov 19, 2018
Longest Receptions	7 vs. San Francisco 49ers, Sep 23, 2018		1 vs. Arizona Cardinals, Nov 11, 2018
			1 at Los Angeles Chargers, Sep 09, 2018

SINGLE-GAME HIGHS - POSTSEASON: RUSHING/RECEIVING

Special Teams Tackles	1 vs. Tennessee Titans, Jan 06, 2018
------------------------------	--------------------------------------

2017 GAME-BY-GAME REGULAR SEASON STATISTICS (CHIEFS)

DATE OPPONENT P/S		RECEIVING				RUSHING				W/L	SCORE
		NO	YDS	LG	TD	ATT	YDS	LG	TD		
09/07 at Patriots										W	42-27
09/17 EAGLES										W	27-20
09/24 at Chargers										W	24-10
10/02 REDSKINS										W	29-20
10/08 at Texans										W	42-34
10/15 STEELERS	P	0	0	0	0	0	0	0	0	L	13-19
10/19 at Raiders										L	30-31
10/30 BRONCOS										W	29-19
11/05 at Cowboys										L	17-28
11/19 at Giants										L	9-12+
11/26 BILLS										L	10-16
12/03 at Jets										L	31-38
12/10 RAIDERS										W	26-15
12/16 CHARGERS										W	30-13
12/24 DOLPHINS										W	29-13
12/31 at Broncos										W	27-24
2017 TOTALS	1-0	0	0	0	0	0	0	0	0	10-6	

+ - Overtime

2018 GAME-BY-GAME REGULAR SEASON STATISTICS (CHIEFS)

DATE OPPONENT P/S		RECEIVING				RUSHING				W/L	SCORE
		NO	YDS	LG	TD	ATT	YDS	LG	TD		
09/09 at Chargers	P	0	0	0	0	0	0	0	0	W	38-28
09/16 at Steelers	P	0	0	0	0	0	0	0	0	W	42-37
09/23 49ERS	P	1	7	7	0	0	0	0	0	W	38-27
10/01 at Broncos	P	0	0	0	0	0	0	0	0	W	27-23
10/07 JAGUARS	P	0	0	0	0	0	0	0	0	W	30-14
10/14 at Patriots	P	0	0	0	0	0	0	0	0	L	40-43
10/21 BENGALS	P	0	0	0	0	0	0	0	0	W	45-10
10/28 BRONCOS	P	0	0	0	0	0	0	0	0	W	30-23
11/04 at Browns	P	0	0	0	0	0	0	0	0	W	37-21
11/11 CARDINALS	P	0	0	0	0	0	0	0	0	W	26-14
11/19 at Rams	P	0	0	0	0	0	0	0	0	L	51-54
12/02 at Raiders	P	0	0	0	0	0	0	0	0	W	40-33
2018 TOTALS	12-0	1	7	7	0	0	0	0	0	10-2	

2017 GAME-BY-GAME POSTSEASON STATISTICS (CHIEFS)

DATE OPPONENT P/S		RECEIVING				RUSHING				W/L	SCORE
		NO	YDS	LG	TD	ATT	YDS	LG	TD		
01/06 TITANS	P	0	0	0	0	0	0	0	0	L	21-22
2017 TOTALS	1-0	0	0	0	0	0	0	0	0	0-1	



TEJAN KOROMA

OFFENSIVE LINEMAN

79



ROOKIE SEASON

ROOKIE YEAR WITH THE CHIEFS

COLLEGE: BYU

BIRTHDAY
04/27/96

HEIGHT
6'0"

WEIGHT
290

ACQUIRED
CFA-18

📺 Rookie offensive lineman enters his first season with the Chiefs in 2018.

📺 Originally entered the NFL as an undrafted free agent with the Chiefs in 2018.

Transactions:

Originally entered the NFL as an undrafted free agent with the Chiefs in 2018.

COLLEGE

Played and started in 51 games at BYU (2014-17), starting all games his freshman, junior and senior seasons at center ... Named to the 2017 Pro Football Focus All-America Second Team ... His junior season anchored an offensive line that averaged over 200 rushing yards per game ... Named to the Phil Steele Postseason All-Independent First Team as a sophomore ... Was the only true freshman in FBS in 2014 to start every game at center and played the most snaps of any player on the BYU offensive line ... Named the Independent Freshman of the Year ... Earned FWAA Freshman All-America ... Named to Phil Steele's Freshman All-America and All-Independent Teams.

PERSONAL

- 📺 Key offensive lineman and team captain on the nation's No. 2-ranked (Scout.com) Allen High School in Allen, Texas.
- 📺 As a senior was a 5A first-team all-state and a DFW class 5A all-area first team selection by the Associated Press.
- 📺 As a junior was selected as the first-team All-State Center.
- 📺 Also participated in track, throwing shot put, and pile lifting in high school.

TEJAN KOROMA - NFL REGULAR SEASON STATISTICS

DATE TEAM GP GS

2018 Chiefs 0 0

NFL TOTALS 0 0

2018 GAME-BY-GAME REGULAR SEASON STATISTICS (CHIEFS)

DATE OPPONENT P/S		W/L	SCORE
09/09 at Chargers	RESERVE/INJURED	W	38-28
09/16 at Steelers	RESERVE/INJURED	W	42-37
09/23 49ERS	RESERVE/INJURED	W	38-27
10/01 at Broncos	RESERVE/INJURED	W	27-23
10/07 JAGUARS	RESERVE/INJURED	W	30-14
10/14 at Patriots	RESERVE/INJURED	L	40-43
10/21 BENGALS	RESERVE/INJURED	W	45-10
10/28 BRONCOS	RESERVE/INJURED	W	30-23
11/04 at Browns	RESERVE/INJURED	W	37-21
11/11 CARDINALS	RESERVE/INJURED	W	26-14
11/19 at Rams	RESERVE/INJURED	L	51-54
12/02 at Raiders	RESERVE/INJURED	W	40-33
2018 TOTALS	0-0	10-2	



TANO KPASSAGNON

LINEBACKER

92



2ND SEASON

2ND YEAR WITH THE CHIEFS

COLLEGE: VILLANOVA

BIRTHDAY
06/14/94

HEIGHT
6'7"

WEIGHT
289

ACQUIRED
02-17

Second-year linebacker enters his second season with the Chiefs in 2018.

Drafted by the Chiefs as a defensive end before transitioning into the linebacker position during the 2017 season.

Became first player drafted out of Villanova by the Chiefs.

Originally entered the NFL as a second-round pick (59th overall) by the Kansas City Chiefs in the 2017 NFL Draft.

Transactions:

Originally entered the NFL as a second-round pick (59th overall) by the Kansas City Chiefs in the 2017 NFL Draft.

COLLEGE

A standout at Villanova University, Kpassagnon appeared in 41 games in four seasons with the Wildcats ... Totaled 105 tackles (65 solo), 22.0 sacks (-130 yards), 37.5 tackles for loss (-170 yards), four forced fumbles, three fumble recoveries and one interception which he returned for 29 yards ... Redshirted in 2012, played as a reserve in 2013 (15 tackles, 1.0 sack) and would miss eight games with a torn right MCL in his sophomore campaign (12 tackles, five for loss, 3.5 sacks in six games) ... Was healthy in 2015, turning in a first-team All-Colonial Athletic Association season with 9.5 tackles for loss and 6.5 sacks ... Garnered first-team Associated Press FCS All-American honors in 2016, ranking sixth in the FCS with 21.5 tackles for loss and tying for fifth nationally with 11.0 sacks ... Departed from Villanova with several additional honors: Preseason STATS FCS All-American and preseason All-CAA Football ... Candidate for CAA Football Defensive Player of the Year.

PERSONAL

Attended Wissahickon High School in Ambler, Pa., where he was a three-sport athlete, lettering in football, track and basketball.

Received first-team All-League honors in football and basketball.

Studied accounting and finance as a double major at Villanova.

TANO KPASSAGNON - NFL REGULAR SEASON STATISTICS

DATE	TEAM	GP	GS	TACKLES					INTERCEPTIONS					O. FUMB					ST					MISC		
				TK	S	A	TFL	YDS	SK	YDS	QBH	NO	YDS	LG	TD	PD	FF	FR	YDS	TK	S	A	FF	FR	S	A
2017	Chiefs	16	1	13	7	6	3	20	2.0	17.0	2	0	0	0	0	0	0	0	0	1	1	0	0	0	0	0
2018	Chiefs	11	0	4	3	1	1	6	0.0	0.0	1	0	0	0	0	0	0	0	0	0	0	0	0	0	0	0
NFL TOTALS		27	1	17	10	7	4	26	2.0	17.0	3	0	0	0	0	0	0	0	0	1	1	0	0	0	0	0

TANO KPASSAGNON - NFL POSTSEASON STATISTICS

DATE	TEAM	GP	GS	TACKLES					INTERCEPTIONS					O. FUMB					ST					MISC		
				TK	S	A	TFL	YDS	SK	YDS	QBH	NO	YDS	LG	TD	PD	FF	FR	YDS	TK	S	A	FF	FR	S	A
2017	Chiefs	1	0	0	0	0	0	0	0.0	0.0	0	0	0	0	0	0	0	0	0	0	0	0	0	0	0	0
NFL TOTALS		1	0	0	0	0	0	0	0.0	0.0	0	0	0	0	0	0	0	0	0	0	0	0	0	0	0	0

SINGLE-GAME HIGHS: DEFENSIVE

Total Tackles 7 at Denver Broncos, Dec 31, 2017
 2 at Los Angeles Chargers, Sep 09, 2018
 2 vs. Los Angeles Chargers, Dec 16, 2017
 2 vs. Denver Broncos, Oct 30, 2017
 1 at Pittsburgh Steelers, Sep 16, 2018
 ...2 more at 1.
Sacks 2.0 at Denver Broncos, Dec 31, 2017

Tackles For Loss 3 at Denver Broncos, Dec 31, 2017
 1 vs. Denver Broncos, Oct 28, 2018
Special Teams Tackles 1 at New York Jets, Dec 03, 2017

2017 GAME-BY-GAME REGULAR SEASON STATISTICS (CHIEFS)

		TACKLES							INTERCEPTIONS					O. FUMB			ST				MISC					
DATE OPPONENT		TK	S	A	SK	YDS	TFL	YDS	QBH	NO	YDS	LG	TD	PD	FF	FR	YDS	TK	S	A	FF	FR	S	A	W/L	SCORE
09/07 at Patriots	P	0	0	0	0.0	0.0	0	0	0	0	0	0	0	0	0	0	0	0	0	0	0	0	0	0	W	42-27
09/17 EAGLES	P	0	0	0	0.0	0.0	0	0	0	0	0	0	0	0	0	0	0	0	0	0	0	0	0	0	W	27-20
09/24 at Chargers	P	0	0	0	0.0	0.0	0	0	0	0	0	0	0	0	0	0	0	0	0	0	0	0	0	0	W	24-10
10/02 REDSKINS	P	0	0	0	0.0	0.0	0	0	0	0	0	0	0	0	0	0	0	0	0	0	0	0	0	0	W	29-20
10/08 at Texans	P	0	0	0	0.0	0.0	0	0	0	0	0	0	0	0	0	0	0	0	0	0	0	0	0	0	W	42-34
10/15 STEELERS	P	0	0	0	0.0	0.0	0	0	0	0	0	0	0	0	0	0	0	0	0	0	0	0	0	0	L	13-19
10/19 at Raiders	P	0	0	0	0.0	0.0	0	0	0	0	0	0	0	0	0	0	0	0	0	0	0	0	0	0	L	30-31
10/30 BRONCOS	P	2	0	2	0.0	0.0	0	0	0	0	0	0	0	0	0	0	0	0	0	0	0	0	0	0	W	29-19
11/05 at Cowboys	P	0	0	0	0.0	0.0	0	0	0	0	0	0	0	0	0	0	0	0	0	0	0	0	0	0	L	17-28
11/19 at Giants	P	0	0	0	0.0	0.0	0	0	0	0	0	0	0	0	0	0	0	0	0	0	0	0	0	0	L	9-12+
11/26 BILLS	P	0	0	0	0.0	0.0	0	0	0	0	0	0	0	0	0	0	0	0	0	0	0	0	0	0	L	10-16
12/03 at Jets	P	1	1	0	0.0	0.0	0	0	0	0	0	0	0	0	0	0	0	1	1	0	0	0	0	0	L	31-38
12/10 RAIDERS	P	0	0	0	0.0	0.0	0	0	0	0	0	0	0	0	0	0	0	0	0	0	0	0	0	0	W	26-15
12/16 CHARGERS	P	2	2	0	0.0	0.0	0	0	0	0	0	0	0	0	0	0	0	0	0	0	0	0	0	0	W	30-13
12/24 DOLPHINS	P	1	0	1	0.0	0.0	0	0	0	0	0	0	0	0	0	0	0	0	0	0	0	0	0	0	W	29-13
12/31 at Broncos	S	7	4	3	2.0	17.0	3	20	2	0	0	0	0	0	0	0	0	0	0	0	0	0	0	0	W	27-24
2017 TOTALS	16-1	13	7	6	2.0	17.0	3	20	2	0	0	0	0	0	0	0	0	1	1	0	0	0	0	0	10-6	

+ - Overtime

2018 GAME-BY-GAME REGULAR SEASON STATISTICS (CHIEFS)

DATE OPPONENT		TACKLES							INTERCEPTIONS					O. FUMB			ST				MISC		W/L	SCORE		
		TK	S	A	SK	YDS	TFL	YDS	QBH	NO	YDS	LG	TD	PD	FF	FR	YDS	TK	S	A	FF	FR			S	A
09/09 at Chargers	P	2	1	1	0.0	0.0	0	0	0	0	0	0	0	0	0	0	0	0	0	0	0	0	0	W	38-28	
09/16 at Steelers	P	1	1	0	0.0	0.0	0	0	1	0	0	0	0	0	0	0	0	0	0	0	0	0	0	W	42-37	
09/23 49ERS	P	0	0	0	0.0	0.0	0	0	0	0	0	0	0	0	0	0	0	0	0	0	0	0	0	W	38-27	
10/01 at Broncos	P	0	0	0	0.0	0.0	0	0	0	0	0	0	0	0	0	0	0	0	0	0	0	0	0	W	27-23	
10/07 JAGUARS	P	0	0	0	0.0	0.0	0	0	0	0	0	0	0	0	0	0	0	0	0	0	0	0	0	W	30-14	
10/14 at Patriots		INACTIVE																							L	40-43
10/21 BENGALS	P	0	0	0	0.0	0.0	0	0	0	0	0	0	0	0	0	0	0	0	0	0	0	0	0	W	45-10	
10/28 BRONCOS	P	1	1	0	0.0	0.0	1	6	0	0	0	0	0	0	0	0	0	0	0	0	0	0	0	W	30-23	
11/04 at Browns	P	0	0	0	0.0	0.0	0	0	0	0	0	0	0	0	0	0	0	0	0	0	0	0	0	W	37-21	
11/11 CARDINALS	P	0	0	0	0.0	0.0	0	0	0	0	0	0	0	0	0	0	0	0	0	0	0	0	0	W	26-14	
11/19 at Rams	P	0	0	0	0.0	0.0	0	0	0	0	0	0	0	0	0	0	0	0	0	0	0	0	0	L	51-54	
12/02 at Raiders	P	0	0	0	0.0	0.0	0	0	0	0	0	0	0	0	0	0	0	0	0	0	0	0	0	W	40-33	
2018 TOTALS	11-0	4	3	1	0.0	0.0	1	6	1	0	0	0	0	0	0	0	0	0	0	0	0	0	0	10-2		

2017 GAME-BY-GAME POSTSEASON STATISTICS (CHIEFS)

		TACKLES							INTERCEPTIONS					O. FUMB			ST				MISC					
DATE OPPONENT		TK	S	A	SK	YDS	TFL	YDS	QBH	NO	YDS	LG	TD	PD	FF	FR	YDS	TK	S	A	FF	FR	S	A	W/L	SCORE
01/06	TITANS	P	0	0	0	0.0	0.0	0	0	0	0	0	0	0	0	0	0	0	0	0	0	0	0	0	L	21-22
2017 TOTALS		1-0	0	0	0	0.0	0.0	0	0	0	0	0	0	0	0	0	0	0	0	0	0	0	0	0	0-1	



CHASE LITTON

QUARTERBACK



ROOKIE SEASON

ROOKIE YEAR WITH THE CHIEFS

COLLEGE: MARSHALL

BIRTHDAY
10/05/95

HEIGHT
6'5"

WEIGHT
230

ACQUIRED
CFA-18

📺 Rookie quarterback enters his first season with the Chiefs in 2018.

📺 Originally entered the NFL as an undrafted free agent with the Chiefs in 2018.

Transactions:

Signed to Kansas City's practice squad (9/2/18) ... Released by Kansas City (9/1/18) ... Originally entered the NFL as an undrafted free agent with the Chiefs in 2018.

COLLEGE

Appeared in 34 games for Marshall over three seasons (2015-17) ... Finished his career with 8,332 yards and 72 touchdown passes ... Ranked fifth in MU history in career passing yards and fourth in career passing touchdowns ... Also ranked in the top five all-time in completions (727, fourth) and attempts (1,197) ... One of four Marshall QBs in school history with at least 8,000 passing yards and 70 touchdowns, along with Rakeem Cato, Chad Pennington and Byron Leftwich ... Second QB in school history to complete at least 60 percent of passes in three consecutive seasons ... Enjoyed a career season his junior year across the board, setting personal single-season highs in completions (266), passing yards (3,115) and passing touchdowns (25).

PERSONAL

📺 Attended Wharton (Tampa, Fla.) High School where he threw for 54 touchdowns and ran for another 10.

📺 As a senior, threw for nearly 2,200 yards and 13 TDs, and posted more than 2,500 yards total offense.

📺 Also a basketball standout, was an All-Hillsborough County second team selection and a 1,000-point career scorer at Wharton.

CHASE LITTON - NFL REGULAR SEASON PASSING STATISTICS

DATE TEAM	GP	GS	ATT.	CMP.	PCT.	YDS	AVG.	TD	INT.	LG	SK	LST	RATE
2018 Chiefs	0	0	0	0	0.0	0	0.0	0	0	0	0	0	0.0
TOTALS	0	0	0	0	0.0	0	0.0	0	0	0	0	0	0.0

CHASE LITTON - NFL REGULAR SEASON RUSHING STATISTICS

DATE TEAM	NO.	YDS.	AVG.	LG	TD
2018 Chiefs	0	0	0.0	0	0
TOTALS	0	0	0.0	0	0

2018 GAME-BY-GAME REGULAR SEASON STATISTICS (CHIEFS)

DATE	OPPONENT	P/S	PASSING											RUSHING				W/L	SCORE
			ATT	CMP	YDS	PCT	Y/A	Y/C	TD	INT	LG	SK/YD	RATE	ATT	YDS	LG	TD		
09/09	at Chargers																	W	38-28
09/16	at Steelers																	W	42-37
09/23	49ERS																	W	38-27
10/01	at Broncos																	W	27-23
10/07	JAGUARS																	W	30-14
10/14	at Patriots																	L	40-43
10/21	BENGALS																	W	45-10
10/28	BRONCOS																	W	30-23
11/04	at Browns																	W	37-21
11/11	CARDINALS																	W	26-14
11/19	at Rams																	L	51-54
12/02	at Raiders																	W	40-33
2018 TOTALS	0-0		0	0	0	0.0	0.0	0.0	0	0	0		0/0	0.0	0	0	0	0	10-2



JORDAN LUCAS

SAFETY

24



3RD SEASON

1ST YEAR WITH THE CHIEFS

COLLEGE: PENN STATE

BIRTHDAY
08/02/93

HEIGHT
6'1"

WEIGHT
190

ACQUIRED
T(MIA)-18

Third-year safety enters his first season with the Chiefs in 2018.

Recorded first-career interception in Week 5 vs. Jacksonville (10/7/18).

Logged first-career sack in Week 9 vs. Cleveland (11/4/18).

Originally entered the NFL as a sixth-round pick (204th overall) by the Miami Dolphins in the 2016 NFL Draft.

Logged first NFL start in Week 6 vs. New England (10/13) where he registered 10 tackles (four solo) and one pass defended.

Transactions:

Traded to Kansas City from Miami (8/31/18) ... Signed to Miami's active roster from the practice squad (10/3/17) ... Signed to Miami's practice squad (9/3/17) ... Released by Miami (9/2/17) ... Originally entered the NFL as a sixth-round pick (204th overall) by the Miami Dolphins in the 2016 NFL Draft.

Career Highlights:

COLLEGE

Four-year letterman (2012-15) and 3-year starter at Penn State ... Played in 46 games (33 starts) recording 180 tackles (116 solo), 4.0 sacks, three interceptions, 28 passes defended and three forced fumbles ... Started 27 consecutive games before suffering a season-ending injury near the end of his senior season ... Shifted from cornerback to safety in the offseason before his senior year ... During his junior year his 9 passes defended led the team and his 58 tackles were third ... Named third-team All-Big Ten and to ESPN.com's All-Bowl team ... During his sophomore year his 3 interceptions led the team and his 16 passes defended led the team and were third in the Big Ten ... Honorable mention All-Big Ten in 2013.

PERSONAL

Played defensive back and running back as a post-high school graduate at Worcester Academy (Mass.).

Recorded 13 touchdowns at Worcester Academy.

Named First-team all-star and AA South Back of the Year at New Rochelle High School as a senior.

Majored in journalism at Penn State.

JORDAN LUCAS - NFL REGULAR SEASON STATISTICS

		TACKLES									INTERCEPTIONS					O. FUMB				ST				MISC			
DATE	TEAM	GP	GS	TK	S	A	TFL	YDS	SK	YDS	QBH	NO	YDS	LG	TD	PD	FF	FR	YDS	TK	S	A	FF	FR	S	A	
2016	Dolphins	8	0	0	0	0	0	0	0.0	0.0	0	0	0	0	0	0	0	0	0	2	0	2	0	0	0	0	
2017	Dolphins	11	0	2	2	0	0	0	0.0	0.0	0	0	0	0	0	0	0	0	0	4	2	2	0	0	0	0	
2018	Chiefs	12	3	26	17	9	1	9	1.0	9.0	2	1	49	49	0	2	0	0	0	2	2	0	0	0	0	0	
NFL TOTALS		31	3	28	19	9	1	9	1.0	9.0	2	1	49	49	0	2	0	0	0	8	4	4	0	0	0	0	

JORDAN LUCAS - NFL POSTSEASON STATISTICS

		TACKLES									INTERCEPTIONS						O. FUMB					ST				MISC			
DATE	TEAM	GP	GS	TK	S	A	TFL	YDS	SK	YDS	QBH	NO	YDS	LG	TD	PD	FF	FR	YDS	TK	S	A	FF	FR	S	A			
2016	Dolphins	1	0	0	0	0	0	0	0.0	0.0	0	0	0	0	0	0	0	0	0	0	1	0	1	0	0	0	0		
NFL TOTALS		1	0	0	0	0	0	0	0.0	0.0	0	0	0	0	0	0	0	0	0	0	1	0	1	0	0	0	0		

SINGLE-GAME HIGHS: DEFENSIVE

Total Tackles	10 at New England Patriots, Oct 14, 2018	Interceptions	1 vs. Jacksonville Jaguars, Oct 07, 2018
	6 vs. Denver Broncos, Oct 28, 2018	Interception Return Yards	49 vs. Jacksonville Jaguars, Oct 07, 2018
	6 vs. Jacksonville Jaguars, Oct 07, 2018	Special Teams Tackles	2 vs. Buffalo Bills, Oct 23, 2016
	3 vs. Cincinnati Bengals, Oct 21, 2018		1 vs. Arizona Cardinals, Nov 11, 2018
	2 vs. Denver Broncos, Dec 03, 2017		1 vs. Jacksonville Jaguars, Oct 07, 2018
Sacks	1.0 at Cleveland Browns, Nov 04, 2018		1 vs. Buffalo Bills, Dec 31, 2017
Passes Defensed	1 at New England Patriots, Oct 14, 2018		...3 more at 1.
	1 vs. Jacksonville Jaguars, Oct 07, 2018		
Tackles For Loss	1 at Cleveland Browns, Nov 04, 2018		

SINGLE-GAME HIGHS - POSTSEASON: DEFENSIVE

Special Teams Tackles	1 at Pittsburgh Steelers, Jan 08, 2017
------------------------------	--

2016 GAME-BY-GAME REGULAR SEASON STATISTICS (DOLPHINS)

DATE OPPONENT		TACKLES							INTERCEPTIONS					O. FUMB			ST				MISC		W/L	SCORE		
		TK	S	A	SK	YDS	TFL	YDS	QBH	NO	YDS	LG	TD	PD	FF	FR	YDS	TK	S	A	FF	FR			S	A
09/11 at Seahawks	P	0	0	0	0.0	0.0	0	0	0	0	0	0	0	0	0	0	0	0	0	0	0	0	0	L	10-12	
09/18 at Patriots										INACTIVE															L	24-31
09/25 BROWNS										INACTIVE															W	30-24+
09/29 at Bengals	P	0	0	0	0.0	0.0	0	0	0	0	0	0	0	0	0	0	0	0	0	0	0	0	0	L	7-22	
10/09 TITANS	P	0	0	0	0.0	0.0	0	0	0	0	0	0	0	0	0	0	0	0	0	0	0	0	0	L	17-30	
10/16 STEELERS	P	0	0	0	0.0	0.0	0	0	0	0	0	0	0	0	0	0	0	0	0	0	0	0	0	W	30-15	
10/23 BILLS	P	0	0	0	0.0	0.0	0	0	0	0	0	0	0	0	0	0	0	2	0	2	0	0	0	W	28-25	
11/06 JETS										INACTIVE															W	27-23
11/13 at Chargers										INACTIVE															W	31-24
11/20 at Rams	P	0	0	0	0.0	0.0	0	0	0	0	0	0	0	0	0	0	0	0	0	0	0	0	0	W	14-10	
11/27 49ERS										INACTIVE															W	31-24
12/04 at Ravens										INACTIVE															L	6-38
12/11 CARDINALS	P	0	0	0	0.0	0.0	0	0	0	0	0	0	0	0	0	0	0	0	0	0	0	0	0	W	26-23	
12/17 at Jets										INACTIVE															W	34-13
12/24 at Bills										INACTIVE															W	34-31+
01/01 PATRIOTS	P	0	0	0	0.0	0.0	0	0	0	0	0	0	0	0	0	0	0	0	0	0	0	0	0	L	14-35	
2016 TOTALS	8-0	0	0	0	0.0	0.0	0	0	0	0	0	0	0	0	0	0	0	2	0	2	0	0	0	10-6		

+ - Overtime

2017 GAME-BY-GAME REGULAR SEASON STATISTICS (DOLPHINS)

		TACKLES							INTERCEPTIONS					O. FUMB			ST				MISC					
DATE OPPONENT		TK	S	A	SK	YDS	TFL	YDS	QBH	NO	YDS	LG	TD	PD	FF	FR	YDS	TK	S	A	FF	FR	S	A	W/L	SCORE
11/19 BUCCANEERS		INACTIVE																			L	20-30				
09/17 at Chargers		PRACTICE SQUAD																			W	19-17				
09/24 at Jets		PRACTICE SQUAD																			L	6-20				
10/01 SAINTS		PRACTICE SQUAD																			L	0-20				
10/08 TITANS	P	0	0	0	0.0	0.0	0	0	0	0	0	0	0	0	0	0	0	0	0	0	0	0	0	W	16-10	
10/15 at Falcons	P	0	0	0	0.0	0.0	0	0	0	0	0	0	0	0	0	0	0	0	0	0	0	0	0	0	W	20-17
10/22 JETS	P	0	0	0	0.0	0.0	0	0	0	0	0	0	0	0	0	0	0	0	0	0	0	0	0	0	W	31-28
10/26 at Ravens	P	0	0	0	0.0	0.0	0	0	0	0	0	0	0	0	0	0	0	0	0	0	0	0	0	0	L	0-40
11/05 RAIDERS	P	0	0	0	0.0	0.0	0	0	0	0	0	0	0	0	0	0	0	0	0	0	0	0	0	0	L	24-27
11/13 at Panthers		INACTIVE																			L	21-45				
11/26 at Patriots	P	0	0	0	0.0	0.0	0	0	0	0	0	0	0	0	0	0	0	1	0	1	0	0	0	0	L	17-35
12/03 BRONCOS	P	2	2	0	0.0	0.0	0	0	0	0	0	0	0	0	0	0	0	1	1	0	0	0	0	0	W	35-9
12/11 PATRIOTS	P	0	0	0	0.0	0.0	0	0	0	0	0	0	0	0	0	0	0	1	0	1	0	0	0	0	W	27-20
12/17 at Bills	P	0	0	0	0.0	0.0	0	0	0	0	0	0	0	0	0	0	0	0	0	0	0	0	0	0	L	16-24
12/24 at Chiefs	P	0	0	0	0.0	0.0	0	0	0	0	0	0	0	0	0	0	0	0	0	0	0	0	0	0	L	13-29
12/31 BILLS	P	0	0	0	0.0	0.0	0	0	0	0	0	0	0	0	0	0	0	1	1	0	0	0	0	0	L	16-22
2017 TOTALS		11-0	2	2	0	0.0	0.0	0	0	0	0	0	0	0	0	0	0	4	2	2	0	0	0	0	0	6-10

2018 GAME-BY-GAME REGULAR SEASON STATISTICS (CHIEFS)

		TACKLES							INTERCEPTIONS					O. FUMB			ST				MISC					
DATE OPPONENT		TK	S	A	SK	YDS	TFL	YDS	QBH	NO	YDS	LG	TD	PD	FF	FR	YDS	TK	S	A	FF	FR	S	A	W/L	SCORE
09/09 at Chargers	P	0	0	0	0.0	0.0	0	0	0	0	0	0	0	0	0	0	0	0	0	0	0	0	0	0	W	38-28
09/16 at Steelers	P	0	0	0	0.0	0.0	0	0	0	0	0	0	0	0	0	0	0	0	0	0	0	0	0	0	W	42-37
09/23 49ERS	P	0	0	0	0.0	0.0	0	0	0	0	0	0	0	0	0	0	0	0	0	0	0	0	0	0	W	38-27
10/01 at Broncos	P	0	0	0	0.0	0.0	0	0	0	0	0	0	0	0	0	0	0	0	0	0	0	0	0	0	W	27-23
10/07 JAGUARS	P	6	4	2	0.0	0.0	0	0	0	1	49	49	0	1	0	0	0	1	1	0	0	0	0	0	W	30-14
10/14 at Patriots	S	10	4	6	0.0	0.0	0	0	0	0	0	0	0	1	0	0	0	0	0	0	0	0	0	0	L	40-43
10/21 BENGALS	S	3	2	1	0.0	0.0	0	0	0	0	0	0	0	0	0	0	0	0	0	0	0	0	0	0	W	45-10
10/28 BRONCOS	S	6	6	0	0.0	0.0	0	0	0	0	0	0	0	0	0	0	0	0	0	0	0	0	0	0	W	30-23
11/04 at Browns	P	1	1	0	1.0	9.0	1	9	2	0	0	0	0	0	0	0	0	0	0	0	0	0	0	0	W	37-21
11/11 CARDINALS	P	0	0	0	0.0	0.0	0	0	0	0	0	0	0	0	0	0	0	1	1	0	0	0	0	0	W	26-14
11/19 at Rams	P	0	0	0	0.0	0.0	0	0	0	0	0	0	0	0	0	0	0	0	0	0	0	0	0	0	L	51-54
12/02 at Raiders	P	0	0	0	0.0	0.0	0	0	0	0	0	0	0	0	0	0	0	0	0	0	0	0	0	0	W	40-33
2018 TOTALS	12-3	26	17	9	1.0	9.0	1	9	2	1	49	49	0	2	0	0	0	2	2	0	0	0	0	0	10-2	

2016 GAME-BY-GAME POSTSEASON STATISTICS (DOLPHINS)

DATE OPPONENT		TACKLES							INTERCEPTIONS					O. FUMB			ST					MISC			W/L	SCORE
		TK	S	A	SK	YDS	TFL	YDS	QBH	NO	YDS	LG	TD	PD	FF	FR	YDS	TK	S	A	FF	FR	S	A		
01/08 at Steelers	P	0	0	0	0.0	0.0	0	0	0	0	0	0	0	0	0	0	0	1	0	1	0	0	0	0	L	12-30
2016 TOTALS	1-0	0	0	0	0.0	0.0	0	0	0	0	0	0	0	0	0	0	0	1	0	1	0	0	0	0	0-1	



PATRICK MAHOMES

QUARTERBACK

15



2ND SEASON

2ND YEAR WITH THE CHIEFS

COLLEGE: TEXAS TECH

BIRTHDAY
09/17/95

HEIGHT
6'3"

WEIGHT
230

ACQUIRED
01-17

📺 Second-year quarterback enters his second season with the Chiefs in 2018.

Threw 26 touchdown passes and 2,810 yards through Week 8 of the 2018 season, the most passing touchdowns and passing yards in a player's first nine career games in the Super Bowl era.

Threw 29 touchdown passes in his first 10 career NFL games, more TD throws than any QB in NFL history in their first 10 games.

📺 Recorded longest touchdown pass of career (75 yards) in Week 6 vs. New England (10/13/18).

📺 Made his NFL debut and first start during the Chiefs 2017 regular season finale against the Broncos (12/31) and completed 22 of 35 passes (62.9%) for 284 yards. His 284 passing yards are the second-most by a rookie passer in a single-game in franchise history. He added seven carries for 10 yards.

📺 Originally entered the NFL as the 10th overall pick in the first round of the 2017 NFL Draft by Kansas City.

📺 The Chiefs traded the No. 27 overall pick, a third-round pick and their 2018 first-round selection to the Buffalo Bills in order to move up to the No. 10 spot where they selected Mahomes

Career Highlights:

Broke the Chiefs single-season passing touchdown record, passing Len Dawson with 31 touchdown passes through Week 10 of the 2018 season. 📺

Recorded six touchdown passes against the Steelers (9/16/18), tying Chiefs QB Len Dawson for most touchdown passes in one game in team history.

📺 First quarterback in Chiefs history to throw for 300+ yards in eight consecutive games.

Honors:

📺 Earned back-to-back AFC Offensive Player of the Week honors after his debut against the Chargers (9/9) where he completed 15 of 27 passes (55.5%) for 256 yards and four touchdowns and in Week 2 against the Steelers (9/16), completing 26 of 28 passes for 326 yards and six touchdowns.

Three-Time FedEx Air Player of the Week in 2018 season (Weeks 2, 7 and 8).

Transactions:

Originally entered the NFL as a first-round pick (10th overall) by the Kansas City Chiefs in the 2017 NFL Draft.

COLLEGE

A three-year starter at Texas Tech, Mahomes finished his Red Raider career with 857 completions on 1,349 attempts (63.5 pct.) ... Totaled 11,252 yards, 93 touchdowns, and 845 rushing yards ... Began his career by starting the Red Raiders final four games as a true freshman, passing for 1,547 yards and 16 touchdowns with a 56.8 completion percentage with one of those games being a 598-yard, six-touchdown effort against a top-10 team in Baylor ... Gathered honorable mention All-Big 12 notice as a freshman in 2014 and was additionally honored in 2015 after starting every game and leading the FBS with 393 yards of total offense per game (totaled 4,653 yards, 36 TDs, 15 INTs, 63.5 completion percentage) ... Was a second-team all-conference pick in his final season at Tech in 2016, leading the FBS with 421 passing yards per game (5,052 total, 41 TDs, 10 INTs, 65.7 completion percentage) ... Set a (then) NCAA record with 819 yards of total offense, while also tying the NCAA mark for passing yards with 734 vs. No. 16 Oklahoma on Oct. 23.

PERSONAL

📺 Attended Whitehouse (Texas) High School where he earned several honors: MaxPreps 2013-14 National Male Athlete of the Year, 2013 Texas Associated Press Sports Editors High School Football Player of the Year, Associated Press Class 4A Offensive Player of the Year and All-East Texas Most Valuable Player.

📺 A three-sport star as a prep, Mahomes also lettered in basketball and baseball, where he was selected by the Detroit Tigers in the 2014 Major League Baseball First-Year Player Draft in the 37th Round (No. 1,120 overall selection).

📺 Father, Pat, pitched 11 years in Major League Baseball with six organizations, including five years with the Minnesota Twins.

📺 Studied marketing at Texas Tech.

PATRICK MAHOMES - NFL REGULAR SEASON PASSING STATISTICS

DATE TEAM	GP	GS	ATT.	CMP.	PCT.	YDS	AVG.	TD	INT.	LG	SK	LST	RATE
2017 Chiefs	1	1	35	22	62.9	284	8.1	0	1	51	2	15	76.4
2018 Chiefs	12	12	429	287	66.9	3,923	9.1	41	10	75t	20	125	118.1
TOTALS	13	13	464	309	66.6	4,207	9.1	41	11	75t	22	140	114.9

PATRICK MAHOMES - NFL POSTSEASON PASSING STATISTICS

DATE TEAM	GP	GS	ATT.	CMP.	PCT.	YDS	AVG.	TD	INT.	LG	SK	LST	RATE
2017 Chiefs	0	0	0	0	0.0	0	0.0	0	0	0	0	0	0.0
TOTALS	0	0	0	0	0.0	0	0.0	0	0	0	0	0	0.0

PATRICK MAHOMES - NFL REGULAR SEASON RUSHING STATISTICS

DATE TEAM	NO.	YDS.	AVG.	LG	TD
2017 Chiefs	7	10	1.4	5	0
2018 Chiefs	51	238	4.7	28	2
TOTALS	58	248	4.3	28	2

PATRICK MAHOMES - NFL POSTSEASON RUSHING STATISTICS

DATE TEAM	NO.	YDS.	AVG.	LG	TD
2017 Chiefs	0	0	0.0	0	0
TOTALS	0	0	0.0	0	0

SINGLE-GAME HIGHS: QUARTERBACK

Pass Attempts	46 at Los Angeles Rams, Nov 19, 2018 45 at Denver Broncos, Oct 01, 2018 39 vs. Cincinnati Bengals, Oct 21, 2018 38 at Oakland Raiders, Dec 02, 2018 38 vs. Jacksonville Jaguars, Oct 07, 2018 ...1 more at 38.	Passer Rating	154.8 at Pittsburgh Steelers, Sep 16, 2018 129 at Cleveland Browns, Nov 04, 2018 127.5 at Los Angeles Chargers, Sep 09, 2018 125.4 vs. Arizona Cardinals, Nov 11, 2018 125 vs. Denver Broncos, Oct 28, 2018
Pass Completions	33 at Los Angeles Rams, Nov 19, 2018 28 vs. Cincinnati Bengals, Oct 21, 2018 28 at Denver Broncos, Oct 01, 2018 24 vs. Denver Broncos, Oct 28, 2018 24 vs. San Francisco 49ers, Sep 23, 2018	Rush Attempts	9 at Oakland Raiders, Dec 02, 2018 7 at Denver Broncos, Dec 31, 2017 6 at Los Angeles Rams, Nov 19, 2018 5 vs. San Francisco 49ers, Sep 23, 2018 5 at Pittsburgh Steelers, Sep 16, 2018 ...1 more at 5.
Yards Passing	478 at Los Angeles Rams, Nov 19, 2018 375 at Cleveland Browns, Nov 04, 2018 358 vs. Cincinnati Bengals, Oct 21, 2018 352 at New England Patriots, Oct 14, 2018 326 at Pittsburgh Steelers, Sep 16, 2018	Rushing Yards	52 at Oakland Raiders, Dec 02, 2018 45 vs. Cincinnati Bengals, Oct 21, 2018 28 at Los Angeles Rams, Nov 19, 2018 21 vs. Arizona Cardinals, Nov 11, 2018 21 at Los Angeles Chargers, Sep 09, 2018
TD Passes	6 at Los Angeles Rams, Nov 19, 2018 6 at Pittsburgh Steelers, Sep 16, 2018 4 at Oakland Raiders, Dec 02, 2018 4 vs. Denver Broncos, Oct 28, 2018 ...3 more at 4.	Longest Runs	28 at Oakland Raiders, Dec 02, 2018 23 vs. Cincinnati Bengals, Oct 21, 2018 15 at Cleveland Browns, Nov 04, 2018 14 vs. Arizona Cardinals, Nov 11, 2018 11 vs. Jacksonville Jaguars, Oct 07, 2018
Long Passes	75t at New England Patriots, Oct 14, 2018 73t at Los Angeles Rams, Nov 19, 2018 67t at New England Patriots, Oct 14, 2018 58t at Los Angeles Chargers, Sep 09, 2018 51 at Los Angeles Rams, Nov 19, 2018 ...1 more at 51.	Rushing TDs	1 vs. Jacksonville Jaguars, Oct 07, 2018 1 at Denver Broncos, Oct 01, 2018
Completion Percentage	82.1 at Pittsburgh Steelers, Sep 16, 2018 75.0 vs. Arizona Cardinals, Nov 11, 2018 71.9 at Cleveland Browns, Nov 04, 2018 71.8 vs. Cincinnati Bengals, Oct 21, 2018 71.7 at Los Angeles Rams, Nov 19, 2018		

300-YARD PASSING GAMES (9): REGULAR SEASON

DATE	TEAM	NO.	YDS.	AVG.	LG	TD
09/16/18	at Steelers	23	326	14.2	40	6
09/23/18	49ERS	24	314	13.1	42	3
10/01/18	at Broncos	28	304	10.9	35	1
10/07/18	JAGUARS	22	313	14.2	40	0
10/14/18	at Patriots	23	352	15.3	75t	4
10/21/18	BENGALS	28	358	12.8	50	4
10/28/18	BRONCOS	24	303	12.6	40	4
11/04/18	at Browns	23	375	16.3	50t	3
11/19/18	at Rams	33	478	14.5	73t	6

2017 GAME-BY-GAME REGULAR SEASON STATISTICS (CHIEFS)

		PASSING												RUSHING					
DATE	OPPONENT	P/S	ATT	CMP	YDS	PCT	Y/A	Y/C	TD	INT	LG	SK/YD	RATE	ATT	YDS	LG	TD	W/L	SCORE
09/07	at Patriots																	W	42-27
09/17	EAGLES																	W	27-20
09/24	at Chargers																	W	24-10
10/02	REDSKINS																	W	29-20
10/08	at Texans																	W	42-34
10/15	STEELERS																	L	13-19
10/19	at Raiders																	L	30-31
10/30	BRONCOS																	W	29-19
11/05	at Cowboys																	L	17-28
11/19	at Giants																	L	9-12+
11/26	BILLS																	L	10-16
12/03	at Jets																	L	31-38
12/10	RAIDERS																	W	26-15
12/16	CHARGERS																	W	30-13
12/24	DOLPHINS																	W	29-13
12/31	at Broncos	S	35	22	284	62.9	8.1	12.9	0	1	51	2/15	76.4	7	10	5	0	W	27-24
2017 TOTALS	1-1		35	22	284	62.9	8.1	12.9	0	1	51	2/15	76.4	7	10	5	0	10-6	

+ - Overtime

2018 GAME-BY-GAME REGULAR SEASON STATISTICS (CHIEFS)

		PASSING											RUSHING						
DATE	OPPONENT	P/S	ATT	CMP	YDS	PCT	Y/A	Y/C	TD	INT	LG	SK/YD	RATE	ATT	YDS	LG	TD	W/L	SCORE
09/09	at Chargers	S	27	15	256	55.6	9.5	17.1	4	0	58t	1/0	127.5	5	21	8	0	W	38-28
09/16	at Steelers	S	28	23	326	82.1	11.6	14.2	6	0	40	1/4	154.8	5	18	10	0	W	42-37
09/23	49ERS	S	38	24	314	63.2	8.3	13.1	3	0	42	2/7	115.5	5	7	7	0	W	38-27
10/01	at Broncos	S	45	28	304	62.2	6.8	10.9	1	0	35	1/0	89.5	3	7	8t	1	W	27-23
10/07	JAGUARS	S	38	22	313	57.9	8.2	14.2	0	2	40	1/15	62.7	4	13	11	1	W	30-14
10/14	at Patriots	S	36	23	352	63.9	9.8	15.3	4	2	75t	0/0	110.0	2	9	6	0	L	40-43
10/21	BENGALS	S	39	28	358	71.8	9.2	12.8	4	1	50	2/5	123.7	4	45	23	0	W	45-10
10/28	BRONCOS	S	34	24	303	70.6	8.9	12.6	4	1	40	2/12	125.0	2	-1	1	0	W	30-23
11/04	at Browns	S	32	23	375	71.9	11.7	16.3	3	1	50t	2/15	129.0	2	18	15	0	W	37-21
11/11	CARDINALS	S	28	21	249	75.0	8.9	11.9	2	0	38	5/37	125.4	4	21	14	0	W	26-14
11/19	at Rams	S	46	33	478	71.7	10.4	14.5	6	3	73t	3/30	117.6	6	28	7	0	L	51-54
12/02	at Raiders	S	38	23	295	60.5	7.8	12.8	4	0	38	0/0	120.0	9	52	28	0	W	40-33
2018 TOTALS		12-12	429	287	3,923	66.9	9.1	13.7	41	10	75t	20/125	118.1	51	238	28	2	10-2	

2017 GAME-BY-GAME POSTSEASON STATISTICS (CHIEFS)

		PASSING											RUSHING							
DATE	OPPONENT	P/S	ATT	CMP	YDS	PCT	Y/A	Y/C	TD	INT	LG	SK/YD	RATE	ATT	YDS	LG	TD	W/L	SCORE	
01/06		TITANS	DID NOT PLAY																L	21-22
2017 TOTALS		0-0	0	0	0	0.0	0.0	0.0	0	0	0	0/0	0.0	0	0	0	0	0-1		



ROB MCCRAY

LINEBACKER

52



ROOKIE SEASON

ROOKIE YEAR WITH THE CHIEFS

COLLEGE: INDIANA

BIRTHDAY
03/24/96

HEIGHT
6'2"

WEIGHT
280

ACQUIRED
CFA-18

📺 Rookie linebacker enters his first season with the Chiefs in 2018.

📺 Originally entered the NFL as an undrafted free agent with the Chiefs in 2018.

Transactions:

Signed to Kansas City's practice squad (9/2/18) ... Released by Kansas City (9/1/18) ... Originally entered the NFL as an undrafted free agent with the Chiefs in 2018.

COLLEGE

Played in 42 career games (11 starts) at Indiana (2014-17) ... Posted 46 tackles (30 solo), 8.5 sacks (-40 yards), 15 tackles for loss (-48 yards), one forced fumble, one fumble recovery, 11 quarterback hurries and two pass breakups ... Named Honorable mention All-Big Ten by the media in 2017 ... During his senior season led the team in sacks (T-14th in the Big Ten) and led all Indiana defensive linemen in TFLs ... Played in the final nine games his junior season after he missed the first four due to injury collecting eight tackles, 1.0 sack, two tackles for loss, four quarterback hurries and one pass breakup.

PERSONAL

📺 Played defensive line and linebacker at Rockdale (Ga.) County High School.

📺 Received all-area and all-region honors as a senior.

📺 Was a two-year letterwinner in football.

📺 Was also a track and field standout.

📺 Majored in liberal studies at Indiana.

ROB MCCRAY - NFL REGULAR SEASON STATISTICS

		TACKLES										INTERCEPTIONS						O. FUMB					ST				MISC			
DATE	TEAM	GP	GS	TK	S	A	TFL	YDS	SK	YDS	QBH	NO	YDS	LG	TD	PD	FF	FR	YDS	TK	S	A	FF	FR	S	A				
2018	Chiefs	0	0	0	0	0	0	0	0.0	0.0	0	0	0	0	0	0	0	0	0	0	0	0	0	0	0	0				
NFL		0	0	0	0	0	0	0	0.0	0.0	0	0	0	0	0	0	0	0	0	0	0	0	0	0	0	0				
TOTALS																														

2018 GAME-BY-GAME REGULAR SEASON STATISTICS (CHIEFS)

	TACKLES								INTERCEPTIONS					O. FUMB			ST				MISC						
DATE OPPONENT	TK	S	A	SK	YDS	TFL	YDS	QBH	NO	YDS	LG	TD	PD	FF	FR	YDS	TK	S	A	FF	FR	S	A	W/L	SCORE		
09/09 at Chargers									PRACTICE SQUAD																	W	38-28
09/16 at Steelers									PRACTICE SQUAD																	W	42-37
09/23 49ERS									PRACTICE SQUAD																	W	38-27
10/01 at Broncos									PRACTICE SQUAD																	W	27-23
10/07 JAGUARS									PRACTICE SQUAD																	W	30-14
10/14 at Patriots									PRACTICE SQUAD INJURED																	L	40-43
10/21 BENGALS									PRACTICE SQUAD INJURED																	W	45-10
10/28 BRONCOS									PRACTICE SQUAD INJURED																	W	30-23
11/04 at Browns									PRACTICE SQUAD INJURED																	W	37-21
11/11 CARDINALS									PRACTICE SQUAD INJURED																	W	26-14
11/19 at Rams									PRACTICE SQUAD INJURED																	L	51-54
12/02 at Raiders									PRACTICE SQUAD INJURED																	W	40-33
2018 TOTALS	0	0	0	0.0	0.0	0	0	0	0	0	0	0	0	0	0	0	0	0	0	0	0	0	0	10-2			



KAHLIL MCKENZIE

GUARD

66



ROOKIE SEASON

ROOKIE YEAR WITH THE CHIEFS

COLLEGE: TENNESSEE

BIRTHDAY
01/03/97

HEIGHT
6'3"

WEIGHT
320

ACQUIRED
D6b-18

👁️ Rookie guard enters his first year with the Chiefs in 2018.

👁️ The Chiefs traded up to the 198th overall pick to select McKenzie in the in the sixth round of 2018 NFL Draft. This trade gave the Patriots two seventh-round

picks at 233 and 243.

Transactions:

Originally entered the NFL as the sixth-round draft pick (198th overall) by the Kansas City Chiefs in the 2018 NFL Draft.

COLLEGE

Played defensive line Tennessee (2015-17) ... Appeared in 31 games for the Vols, recording 72 tackles (31 solo), 3.0 sacks (-15 yards), 5.5 tackles for loss, two passes defended and one forced fumble ... Was sidelined for most of the 2016 season due to an injury to pectoral muscle suffered against Alabama ... Played in all 13 games, made 14 tackles, 1.0 sack, one tackle for loss and one forced fumble as a true freshman.

PERSONAL

👁️ Attended three different high schools during his prep career, Southwest (Wisc.) High School (2012), De La Salle (Concord, Calif.) High School (2013) and Clayton Valley Charter (Concord, Calif.) High School (2014-15).

👁️ Earned 2013 second-team All-American honors.

👁️ Participated in track at De La Salle and won the 2013 North Coast Section Meet of Champions shot put title.

👁️ Did not play as a senior while attending Clayton Valley Charter School in Concord, Calif., in 2014.

👁️ Played in 2015 U.S. Army All-American Game

👁️ Father, Reggie McKenzie, was a star linebacker at Tennessee from 1981-84 and in the NFL with the Los Angeles Raiders, Phoenix Cardinals and San Francisco 49ers from 1985-92. He currently serves as the general manager of the Chiefs AFC West division rival Oakland Raiders.

👁️ Uncle, Raleigh McKenzie, was an offensive lineman with the Vols from 1981-84 and played in the NFL with the Washington Redskins, Philadelphia Eagles, San Diego Chargers and Green Bay Packers from 1985-2000. He currently works in the Raiders personnel department.

KAHLIL MCKENZIE - NFL REGULAR SEASON STATISTICS

DATE	TEAM	GP	GS
------	------	----	----

2018	Chiefs	0	0
------	--------	---	---

NFL		0	0
-----	--	---	---

TOTALS			
--------	--	--	--

2018 GAME-BY-GAME REGULAR SEASON STATISTICS (CHIEFS)


DATE OPPONENT P/S		W/L	SCORE
09/09 at Chargers	INACTIVE	W	38-28
09/16 at Steelers	INACTIVE	W	42-37
09/23 49ERS	INACTIVE	W	38-27
10/01 at Broncos	INACTIVE	W	27-23
10/07 JAGUARS	INACTIVE	W	30-14
10/14 at Patriots	INACTIVE	L	40-43
10/21 BENGALS	INACTIVE	W	45-10
10/28 BRONCOS	INACTIVE	W	30-23
11/04 at Browns	INACTIVE	W	37-21
11/11 CARDINALS	INACTIVE	W	26-14
11/19 at Rams	INACTIVE	L	51-54
12/02 at Raiders	INACTIVE	W	40-33
2018 TOTALS	0-0	10-2	



LEON MCQUAY

SAFETY

34



1ST SEASON

2ND YEAR WITH THE CHIEFS

COLLEGE: USC

BIRTHDAY
11/21/94

HEIGHT
6'1"

WEIGHT
195

ACQUIRED
FA-18

First-year defensive back enters his second season with the Chiefs in 2018.

Originally entered the NFL as a sixth-round pick (218th overall) by the Kansas City Chiefs in the 2017 NFL Draft.

Transactions:

Signed to Kansas City's practice squad (10/17/18) ... Released by Kansas City (10/16/18) ... Signed to Kansas

City's active roster from the practice squad (10-13-18) ... Signed to Kansas City's practice squad (10/8/18) ... Released by Kansas City (10/4/18) ... Signed to Kansas City's practice squad (9/2/18) ... Released by Kansas City (9/1/18) ... Signed to Kansas City's active roster from the practice squad (12/11/17) ... Signed to Kansas City's practice squad (9/3/17) ... Released by Kansas City (9/2/17) ... Originally entered the NFL as a sixth-round pick (218th overall) by the Kansas City Chiefs in the 2017 NFL Draft.

COLLEGE

A standout at the University of Southern California, McQuay appeared in 49 games for the Trojans, totaling 123 tackles, 1.0 sack, five interceptions, 17 passes defended, three forced fumbles and two fumble recoveries ... Gathered honorable-mention All-Pac 12 honors as a senior after posting 50 tackles, four tackles for loss, two interceptions and six passes defended ... In his final collegiate appearance, McQuay hauled in a key interception during the 2017 Rose Bowl Game to set up the Trojan's game-winning field goal to propel USC over the Penn State Nittany Lions, 52-49.

PERSONAL

Attended Armwood High School where he was an All-American and finalist for the Franklin D. Watkins Memorial Award as the top African-American male high school athlete.

Tallied 54 tackles, 5 interceptions, 1 forced fumble and 1 blocked field goal on defense in 2012 and 5 receptions for 137 yards (27.4 avg.) with one touchdown on defense.

His 2012 honors included Parade All-American, Prep Star All-American Dream Team, USA Today All-USA second team, Max Preps All-American second team, ESPN 150, Rivals 100, Scout 100, AP All-State 6A and Tampa Tribune All-Hillsborough County first team as a senior safety and wide receiver.

Was a music industry major at the University of Southern California.

Grandson of the late Leon McQuay, who was a running back at the University of Tampa (1968-70), in the CFL (Toronto, Calgary) and in the NFL (Giants, Patriots, Saints).

Grandfather played under Hank Stram with the New Orleans Saints during the 1976 season.

Inspired by their grandfather the McQuay family started the The Leon McQuay Help Me Get There Foundation, whose mission is to help at risk student-athletes qualify for college entrance through academic counseling and intervention, financial assistance, strength and conditioning and nutrition.

LEON MCQUAY - NFL REGULAR SEASON STATISTICS

		TACKLES									INTERCEPTIONS						O. FUMB					ST				MISC			
DATE	TEAM	GP	GS	TK	S	A	TFL	YDS	SK	YDS	QBH	NO	YDS	LG	TD	PD	FF	FR	YDS	TK	S	A	FF	FR	S	A			
2017	Chiefs	1	1	4	3	1	0	0	0.0	0.0	0	0	0	0	0	1	0	0	0	0	0	0	0	0	0	0			
2018	Chiefs	0	0	0	0	0	0	0	0.0	0.0	0	0	0	0	0	0	0	0	0	0	0	0	0	0	0	0			
NFL		1	1	4	3	1	0	0	0.0	0.0	0	0	0	0	0	1	0	0	0	0	0	0	0	0	0	0			
TOTALS																													

LEON MCQUAY - NFL POSTSEASON STATISTICS

		TACKLES										INTERCEPTIONS						O. FUMB				ST				MISC		
DATE	TEAM	GP	GS	TK	S	A	TFL	YDS	SK	YDS	QBH	NO	YDS	LG	TD	PD	FF	FR	YDS	TK	S	A	FF	FR	S	A		
2017	Chiefs	0	0	0	0	0	0	0	0.0	0.0	0	0	0	0	0	0	0	0	0	0	0	0	0	0	0	0		
NFL		0	0	0	0	0	0	0	0.0	0.0	0	0	0	0	0	0	0	0	0	0	0	0	0	0	0	0		
TOTALS																												

SINGLE-GAME HIGHS: DEFENSIVE

Total Tackles 4 at Denver Broncos, Dec 31, 2017

Passes Defensed 1 at Denver Broncos, Dec 31, 2017

2017 GAME-BY-GAME REGULAR SEASON STATISTICS (CHIEFS)

		TACKLES							INTERCEPTIONS				O. FUMB			ST				MISC						
DATE	OPPONENT	TK	S	A	SK	YDS	TFL	YDS	QBH	NO	YDS	LG	TD	PD	FF	FR	YDS	TK	S	A	FF	FR	S	A	W/L	SCORE
09/07	at Patriots										PRACTICE SQUAD										W	42-27				
09/17	EAGLES										PRACTICE SQUAD										W	27-20				
09/24	at Chargers										PRACTICE SQUAD										W	24-10				
10/02	REDSKINS										PRACTICE SQUAD										W	29-20				
10/08	at Texans										PRACTICE SQUAD										W	42-34				
10/15	STEELERS										PRACTICE SQUAD										L	13-19				
10/19	at Raiders										PRACTICE SQUAD										L	30-31				
10/30	BRONCOS										PRACTICE SQUAD										W	29-19				
11/05	at Cowboys										PRACTICE SQUAD										L	17-28				
11/19	at Giants										PRACTICE SQUAD										L	9-12+				
11/26	BILLS										PRACTICE SQUAD										L	10-16				
12/03	at Jets										PRACTICE SQUAD										L	31-38				
12/10	RAIDERS										PRACTICE SQUAD										W	26-15				
12/16	CHARGERS										INACTIVE										W	30-13				
12/24	DOLPHINS										INACTIVE										W	29-13				
12/31	at Broncos	S	4	3	1	0.0	0.0	0	0	0	0	0	0	1	0	0	0	0	0	0	0	0	0	0	W	27-24
2017 TOTALS	1-1	4	3	1	0.0	0.0	0	0	0	0	0	0	0	1	0	0	0	0	0	0	0	0	0	0	10-6	

+ - Overtime

2018 GAME-BY-GAME REGULAR SEASON STATISTICS (CHIEFS)

	TACKLES								INTERCEPTIONS				O. FUMB			ST				MISC						
DATE OPPONENT	TK	S	A	SK	YDS	TFL	YDS	QBH	NO	YDS	LG	TD	PD	FF	FR	YDS	TK	S	A	FF	FR	S	A	W/L	SCORE	
09/09 at Chargers									PRACTICE SQUAD																W	38-28
09/16 at Steelers									PRACTICE SQUAD																W	42-37
09/23 49ERS									PRACTICE SQUAD																W	38-27
10/01 at Broncos									PRACTICE SQUAD																W	27-23
10/07 JAGUARS									PRACTICE SQUAD																W	30-14
10/14 at Patriots									DID NOT PLAY																L	40-43
10/21 BENGALS									PRACTICE SQUAD																W	45-10
10/28 BRONCOS									PRACTICE SQUAD																W	30-23
11/04 at Browns									PRACTICE SQUAD																W	37-21
11/11 CARDINALS									PRACTICE SQUAD																W	26-14
11/19 at Rams									PRACTICE SQUAD																L	51-54
12/02 at Raiders									PRACTICE SQUAD																W	40-33
2018 TOTALS	0	0	0	0.0	0.0	0	0	0	0	0	0	0	0	0	0	0	0	0	0	0	0	0	0	10-2		

2017 GAME-BY-GAME POSTSEASON STATISTICS (CHIEFS)


	TACKLES								INTERCEPTIONS				O. FUMB			ST				MISC					
DATE OPPONENT	TK	S	A	SK	YDS	TFL	YDS	QBH	NO	YDS	LG	TD	PD	FF	FR	YDS	TK	S	A	FF	FR	S	A	W/L	SCORE
01/06 TITANS	INACTIVE																							L	21-22
2017 TOTALS	0	0	0	0.0	0.0	0	0	0	0	0	0	0	0	0	0	0	0	0	0	0	0	0	0	0-1	



J.D. MOORE

RUNNING BACK

43



ROOKIE SEASON

ROOKIE YEAR WITH THE CHIEFS

COLLEGE: LOUISIANA STATE

BIRTHDAY
05/30/95

HEIGHT
6'4"

WEIGHT
236

ACQUIRED
CFA-18

- Rookie fullback enters his first season with the Chiefs in 2018.
- Originally entered the NFL as an undrafted free agent with the Chiefs in 2018.

Transactions:

Originally entered the NFL as an undrafted free agent with the Chiefs in 2018.

COLLEGE

Three-year starter on offense for LSU, first as a fullback in 2015 and 2016 then as a tight end in 2017 ... Played in 38 games (17 starts; 8 at fullback, 9 at tight end) ... Caught 19 passes for 127 yards, two touchdowns and rushed eight times for 18 yards ... Awarded the coveted No. 18 jersey – along with Christian LaCouture in 2017. The No. 18 jersey is symbolic with being a team leader and a selfless player who best represents what it means to be an LSU Tiger ... Twice selected the Charles E. Coates Award Winner as the top student-athlete on the football team in 2016 and 2017 ... Earned First Team Academic All-America honors as a senior in 2017.

PERSONAL

- Played tight end where he caught 24 balls for 354 yards and six touchdowns as a junior for Ruston High School.
- Earned LSWA Class 5A all-state honorable mention as a junior.
- Named Ruston High School and Lincoln Parish Student of the Year for 2012-13.
- Chose LSU because of its architecture program and is featured in a video produced by the LSU School of Architecture "Where Passion Becomes Genius" to help promote the school to prospective students.

J.D. MOORE - NFL REGULAR SEASON STATISTICS

DATE	TEAM	GP	GS	RUSHING					RECEIVING				
				NO.	YDS.	AVG.	LG	TD	NO.	YDS	AVG	LG	TD
2018	Chiefs	0	0	0	0	0.0	0	0	0	0	0.0	0	0
NFL TOTALS		0	0	0	0	0.0	0	0	0	0	0.0	0	0

J.D. MOORE - NFL REGULAR SEASON RETURN STATISTICS

KICKOFF RETURNS						PUNT RETURNS						
DATE	TEAM	RET.	YDS.	AVG.	LG	TD	NO.	FC	YDS	AVG	LG	TD
2018	Chiefs	0	0	0.0	0	0	0	0	0	0.0	0	0
NFL TOTALS		0	0	0.0	0	0	0	0	0	0.0	0	0

2018 GAME-BY-GAME REGULAR SEASON STATISTICS (CHIEFS)

DATE	OPPONENT	P/S	RUSHING				RECEIVING				W/L	SCORE
			ATT	YDS	LG	TD	NO	YDS	LG	TD		
09/09	at Chargers					RESERVE/INJURED					W	38-28
09/16	at Steelers					RESERVE/INJURED					W	42-37
09/23	49ERS					RESERVE/INJURED					W	38-27
10/01	at Broncos					RESERVE/INJURED					W	27-23
10/07	JAGUARS					RESERVE/INJURED					W	30-14
10/14	at Patriots					RESERVE/INJURED					L	40-43
10/21	BENGALS					RESERVE/INJURED					W	45-10
10/28	BRONCOS					RESERVE/INJURED					W	30-23
11/04	at Browns					RESERVE/INJURED					W	37-21
11/11	CARDINALS					RESERVE/INJURED					W	26-14
11/19	at Rams					RESERVE/INJURED					L	51-54
12/02	at Raiders					RESERVE/INJURED					W	40-33
2018 TOTALS		0-0	0	0	0	0	0	0	0	0	10-2	



MITCH MORSE

CENTER

61



4TH SEASON

4TH YEAR WITH THE CHIEFS

COLLEGE: MISSOURI

BIRTHDAY
04/21/92

HEIGHT
6'6"

WEIGHT
305

ACQUIRED
02-15

📺 Fourth-year center enters his fourth season in the NFL with the Chiefs in 2018.

📺 Spent the 2017 season battling a foot injury and was placed on Injured Reserve on Dec. 15, 2017.

📺 Originally entered the NFL as the second-round pick (49th overall) by the Kansas City Chiefs in the 2015 NFL Draft.

Honors:

📺 Named to the 2015 Pro Football Writers Association All-Rookie Team.

Transactions:

Originally entered the NFL as the second-round draft pick (49th overall) by the Kansas City Chiefs in the 2015 NFL Draft.

COLLEGE

Played in 52 games (39 starts) ... Saw action in every position on the offensive line ... Started every game he saw action in his final three seasons ... Named to the SEC Academic Honor Roll in 2012-13.

PERSONAL

📺 ESPN.com ranked him as the nation's No. 19 offensive tackle talent.

📺 Three-year starter on the offensive line and played defensive tackle.

📺 Earned first-team all-state honors as an offensive lineman each of his last two years.

📺 Earned academic all-state honor twice.

MITCH MORSE - NFL REGULAR SEASON STATISTICS

DATE TEAM GP GS

2015 Chiefs 15 15

2016 Chiefs 16 16

2017 Chiefs 7 7

2018 Chiefs 7 7

NFL 45 45

TOTALS

MITCH MORSE - NFL POSTSEASON STATISTICS

DATE TEAM GP GS

2015 Chiefs 0 0

2016 Chiefs 1 1

2017 Chiefs 0 0

NFL 1 1

TOTALS

2015 GAME-BY-GAME REGULAR SEASON STATISTICS (CHIEFS)

DATE	OPPONENT	P/S		W/L	SCORE
09/13	at Texans	S		W	27-20
09/17	BRONCOS	S		L	24-31
09/28	at Packers	S		L	28-38
10/04	at Bengals	S		L	21-36
10/11	BEARS	S		L	17-18
10/18	at Vikings	S		L	10-16
10/25	STEELERS	S		W	23-13
11/01	LIONS	S		W	45-10
11/15	at Broncos	S		W	29-13
11/22	at Chargers	S		W	33-3
11/29	BILLS	S		W	30-22
12/06	at Raiders		INACTIVE	W	34-20
12/13	CHARGERS	S		W	10-3
12/20	at Ravens	S		W	34-14
12/27	BROWNS	S		W	17-13
01/03	RAIDERS	S		W	23-17
2015 TOTALS	15-15			11-5	

2016 GAME-BY-GAME REGULAR SEASON STATISTICS (CHIEFS)

DATE	OPPONENT	P/S		W/L	SCORE
09/11	CHARGERS	S		W	33-27+
09/18	at Texans	S		L	12-19
09/25	JETS	S		W	24-3
10/02	at Steelers	S		L	14-43
10/16	at Raiders	S		W	26-10
10/23	SAINTS	S		W	27-21
10/30	at Colts	S		W	30-14
11/06	JAGUARS	S		W	19-14
11/13	at Panthers	S		W	20-17
11/20	BUCCANEERS	S		L	17-19
11/27	at Broncos	S		W	30-27+
12/04	at Falcons	S		W	29-28
12/08	RAIDERS	S		W	21-13
12/18	TITANS	S		L	17-19
12/25	BRONCOS	S		W	33-10
01/01	at Chargers	S		W	37-27
2016 TOTALS	16-16			12-4	

+ - Overtime

2017 GAME-BY-GAME REGULAR SEASON STATISTICS (CHIEFS)

DATE	OPPONENT	P/S		W/L	SCORE
09/07	at Patriots	S		W	42-27
09/17	EAGLES	S		W	27-20
09/24	at Chargers		INACTIVE	W	24-10
10/02	REDSKINS		INACTIVE	W	29-20
10/08	at Texans		INACTIVE	W	42-34
10/15	STEELERS		INACTIVE	L	13-19
10/19	at Raiders		INACTIVE	L	30-31
10/30	BRONCOS	S		W	29-19
11/05	at Cowboys	S		L	17-28
11/19	at Giants	S		L	9-12+
11/26	BILLS	S		L	10-16
12/03	at Jets	S		L	31-38
12/10	RAIDERS		INACTIVE	W	26-15
12/16	CHARGERS		RESERVE/INJURED	W	30-13
12/24	DOLPHINS		RESERVE/INJURED	W	29-13
12/31	at Broncos		RESERVE/INJURED	W	27-24
2017 TOTALS	7-7			10-6	

+ - Overtime

2018 GAME-BY-GAME REGULAR SEASON STATISTICS (CHIEFS)

DATE	OPPONENT	P/S		W/L	SCORE
09/09	at Chargers	S		W	38-28
09/16	at Steelers	S		W	42-37
09/23	49ERS	S		W	38-27
10/01	at Broncos	S		W	27-23
10/07	JAGUARS	S		W	30-14
10/14	at Patriots	S		L	40-43
10/21	BENGALS		INACTIVE	W	45-10
10/28	BRONCOS		INACTIVE	W	30-23
11/04	at Browns		INACTIVE	W	37-21
11/11	CARDINALS		INACTIVE	W	26-14
11/19	at Rams		INACTIVE	L	51-54
12/02	at Raiders	S		W	40-33
2018 TOTALS		7-7		10-2	

2015 GAME-BY-GAME POSTSEASON STATISTICS (CHIEFS)

DATE	OPPONENT	P/S		W/L	SCORE
01/09	at Texans		INACTIVE	W	30-0
01/16	at Patriots		INACTIVE	L	20-27
2015 TOTALS		0-0		1-1	

2016 GAME-BY-GAME POSTSEASON STATISTICS (CHIEFS)

DATE	OPPONENT	P/S		W/L	SCORE
01/15	STEELERS	S		L	16-18
2016 TOTALS		1-1		0-1	

2017 GAME-BY-GAME POSTSEASON STATISTICS (CHIEFS)

DATE	OPPONENT	P/S		W/L	SCORE
01/06	TITANS		RESERVE/INJURED	L	21-22
2017 TOTALS		0-0		0-1	



PACE MURPHY

TACKLE

70



2ND SEASON

1ST YEAR WITH THE CHIEFS

COLLEGE: NORTHWESTERN STATE

BIRTHDAY
03/02/94

HEIGHT
6'6"

WEIGHT
308

ACQUIRED
FA-18

👁️ Second-year tackle enters his first year in the NFL with the Chiefs in 2018.

👁️ Originally entered the NFL as an undrafted free agent with the Los Angeles Rams in 2016.

Transactions:

Signed to Kansas City's practice squad (10/23/18) ... Released by San Francisco (8/31/18) ... Signed by San Francisco (1/2/18) ... Signed to San Francisco's practice squad (9/18/17) ... Released by the Los Angeles Rams (9/2/17) ... Originally entered the NFL as an undrafted free agent with the Los Angeles Rams in 2016.

COLLEGE

Made 31 career starts at Northwestern State University ... 2015 All-Southland Conference (Second Team), Academic All-Southland Conference, Louisiana Sports Writers Association All-Louisiana College Football Team, Second-Team offensive tackle ... Elected as one of four permanent team captains for the 2015 Demons.

PERSONAL

👁️ Attended Strake Jesuit College Prep in Houston, Texas.

👁️ Two-time second-team 19-5A All-District.

👁️ Also lettered in basketball and played golf and lacrosse.

PACE MURPHY - NFL REGULAR SEASON STATISTICS

DATE	TEAM	GP	GS
------	------	----	----

2016	Rams	2	0
------	------	---	---

2017	49ers	0	0
------	-------	---	---

2018	Chiefs	0	0
------	--------	---	---

NFL		2	0
------------	--	----------	----------

TOTALS			
---------------	--	--	--

2016 GAME-BY-GAME REGULAR SEASON STATISTICS (RAMS)

DATE	OPPONENT	P/S		W/L	SCORE
09/12	at 49ers		INACTIVE	L	0-28
09/18	SEAHAWKS		INACTIVE	W	9-3
09/25	at Buccaneers		INACTIVE	W	37-32
10/02	at Cardinals		INACTIVE	W	17-13
10/09	BILLS		INACTIVE	L	19-30
10/16	at Lions		INACTIVE	L	28-31
10/23	GIANTS		INACTIVE	L	10-17
11/06	PANTHERS		INACTIVE	L	10-13
11/13	at Jets		INACTIVE	W	9-6
11/20	DOLPHINS		INACTIVE	L	10-14
11/27	at Saints		INACTIVE	L	21-49
12/04	at Patriots		INACTIVE	L	10-26
12/11	FALCONS		INACTIVE	L	14-42
12/15	at Seahawks		INACTIVE	L	3-24
12/24	49ERS	P		L	21-22
01/01	CARDINALS	P		L	6-44
2016 TOTALS		2-0		4-12	

2017 GAME-BY-GAME REGULAR SEASON STATISTICS (49ERS)

DATE	OPPONENT	P/S		W/L	SCORE
09/10	PANTHERS		PRACTICE SQUAD	L	3-23
09/17	at Seahawks		PRACTICE SQUAD	L	9-12
09/21	RAMS		PRACTICE SQUAD	L	39-41
10/01	at Cardinals		PRACTICE SQUAD	L	15-18+
10/08	at Colts		PRACTICE SQUAD	L	23-26+
10/15	at Redskins		PRACTICE SQUAD	L	24-26
10/22	COWBOYS		PRACTICE SQUAD	L	10-40
10/29	at Eagles		PRACTICE SQUAD	L	10-33
11/05	CARDINALS		PRACTICE SQUAD	L	10-20
11/12	GIANTS		PRACTICE SQUAD	W	31-21
11/26	SEAHAWKS		PRACTICE SQUAD	L	13-24
12/03	at Bears		PRACTICE SQUAD	W	15-14
12/10	at Texans		PRACTICE SQUAD	W	26-16
12/17	TITANS		PRACTICE SQUAD	W	25-23
12/24	JAGUARS		PRACTICE SQUAD	W	44-33
12/31	at Rams		PRACTICE SQUAD	W	34-13
2017 TOTALS		0-0		6-10	

+ - Overtime

2018 GAME-BY-GAME REGULAR SEASON STATISTICS (CHIEFS)

DATE	OPPONENT	P/S		W/L	SCORE
09/09	at Chargers		NOT ON ROSTER	W	38-28
09/16	at Steelers		NOT ON ROSTER	W	42-37
09/23	49ERS		NOT ON ROSTER	W	38-27
10/01	at Broncos		NOT ON ROSTER	W	27-23
10/07	JAGUARS		NOT ON ROSTER	W	30-14
10/14	at Patriots		NOT ON ROSTER	L	40-43
10/21	BENGALS		NOT ON ROSTER	W	45-10
10/28	BRONCOS		PRACTICE SQUAD	W	30-23
11/04	at Browns		PRACTICE SQUAD	W	37-21
11/11	CARDINALS		PRACTICE SQUAD	W	26-14
11/19	at Rams		PRACTICE SQUAD	L	51-54
12/02	at Raiders		PRACTICE SQUAD	W	40-33
2018 TOTALS		0-0		10-2	



ERIC MURRAY

DEFENSIVE BACK

21



3RD SEASON

3RD YEAR WITH THE CHIEFS

COLLEGE: MINNESOTA

BIRTHDAY
01/07/94

HEIGHT
5'11"

WEIGHT
199

ACQUIRED
D4b-16

Third-year defensive back enters his third year in the NFL with the Chiefs in 2018.
Recorded first career interception in Week 4 against Denver (10/1).

Transactions:

Originally entered the NFL as the Chiefs fourth round (106th overall) pick of the 2016 NFL Draft.

COLLEGE

Played in 52 games (39 starts) ... Totaled 192 tackles (142 solo), including 7.0 tackles for loss, two interceptions, 24 passes defended, three forced fumbles, three fumble recoveries and two blocked kicks ... Senior year was named All-Big Ten Third Team.

PERSONAL

- Attended Riverside University High School in Milwaukee, Wis.
- Voted first-team all-state defensive back by the Associated Press.
- Named all-southeast region by Wisconsin Football Coaches Association.

ERIC MURRAY - NFL REGULAR SEASON STATISTICS

DATE	TEAM	GP	GS	TACKLES					INTERCEPTIONS					O. FUMB					ST				MISC			
				TK	S	A	TFL	YDS	SK	YDS	QBH	NO	YDS	LG	TD	PD	FF	FR	YDS	TK	S	A	FF	FR	S	A
2016	Chiefs	16	0	3	3	0	0	0	0.0	0.0	0	0	0	0	0	0	0	1	0	6	6	0	0	0	0	0
2017	Chiefs	14	2	30	26	4	2	13	1.0	9.0	1	0	0	0	0	5	0	0	0	6	5	1	0	0	0	0
2018	Chiefs	11	9	50	39	11	1	11	0.0	0.0	0	1	0	0	0	2	0	0	0	0	0	0	0	0	0	0
NFL TOTALS		41	11	83	68	15	3	24	1.0	9.0	1	1	0	0	0	7	0	1	0	12	11	1	0	0	0	0

ERIC MURRAY - NFL POSTSEASON STATISTICS

DATE	TEAM	GP	GS	TACKLES					INTERCEPTIONS					O. FUMB					ST				MISC			
				TK	S	A	TFL	YDS	SK	YDS	QBH	NO	YDS	LG	TD	PD	FF	FR	YDS	TK	S	A	FF	FR	S	A
2016	Chiefs	1	0	0	0	0	0	0	0.0	0.0	0	0	0	0	0	0	0	0	0	1	1	0	0	0	0	0
2017	Chiefs	1	0	1	1	0	0	0	0.0	0.0	0	0	0	0	0	0	0	0	0	0	0	0	0	0	0	0
NFL TOTALS		2	0	1	1	0	0	0	0.0	0.0	0	0	0	0	0	0	0	0	0	1	1	0	0	0	0	0

SINGLE-GAME HIGHS: DEFENSIVE

Total Tackles	9 at Los Angeles Chargers, Sep 09, 2018 7 at Cleveland Browns, Nov 04, 2018 6 vs. Arizona Cardinals, Nov 11, 2018 6 at Denver Broncos, Oct 01, 2018 6 at Pittsburgh Steelers, Sep 16, 2018 ...1 more at 6.	Tackles For Loss	1 vs. Cincinnati Bengals, Oct 21, 2018 1 vs. Los Angeles Chargers, Dec 16, 2017 1 vs. Washington Redskins, Oct 02, 2017 1 at Denver Broncos, Oct 01, 2018
Sacks	1.0 vs. Los Angeles Chargers, Dec 16, 2017	Interceptions	1 vs. Los Angeles Chargers, Dec 16, 2017 1 at New York Giants, Nov 19, 2017 1 vs. Denver Broncos, Oct 30, 2017 ...9 more at 1.
Passes Defensed	2 vs. Philadelphia Eagles, Sep 17, 2017 1 at Denver Broncos, Oct 01, 2018 1 vs. San Francisco 49ers, Sep 23, 2018 1 vs. Miami Dolphins, Dec 24, 2017 ...2 more at 1.	Special Teams Tackles	
Fumble Recoveries	1 vs. New York Jets, Sep 25, 2016		

SINGLE-GAME HIGHS - POSTSEASON: DEFENSIVE

Total Tackles	1 vs. Tennessee Titans, Jan 06, 2018	Special Teams Tackles	1 vs. Pittsburgh Steelers, Jan 15, 2017
----------------------	--------------------------------------	------------------------------	---

2016 GAME-BY-GAME REGULAR SEASON STATISTICS (CHIEFS)

		TACKLES							INTERCEPTIONS				O. FUMB			ST				MISC							
DATE OPPONENT		TK	S	A	SK	YDS	TFL	YDS	QBH	NO	YDS	LG	TD	PD	FF	FR	YDS	TK	S	A	FF	FR	S	A	W/L	SCORE	
09/11	CHARGERS	P	0	0	0	0.0	0.0	0	0	0	0	0	0	0	0	0	0	0	1	1	0	0	0	0	0	W	33-27+
09/18	at Texans	P	0	0	0	0.0	0.0	0	0	0	0	0	0	0	0	0	0	0	1	1	0	0	0	0	0	L	12-19
09/25	JETS	P	0	0	0	0.0	0.0	0	0	0	0	0	0	0	0	1	0	0	0	0	0	0	0	0	0	W	24-3
10/02	at Steelers	P	0	0	0	0.0	0.0	0	0	0	0	0	0	0	0	0	0	0	1	1	0	0	0	0	0	L	14-43
10/16	at Raiders	P	0	0	0	0.0	0.0	0	0	0	0	0	0	0	0	0	0	0	0	0	0	0	0	0	0	W	26-10
10/23	SAINTS	P	0	0	0	0.0	0.0	0	0	0	0	0	0	0	0	0	0	0	0	0	0	0	0	0	0	W	27-21
10/30	at Colts	P	0	0	0	0.0	0.0	0	0	0	0	0	0	0	0	0	0	0	1	1	0	0	0	0	0	W	30-14
11/06	JAGUARS	P	0	0	0	0.0	0.0	0	0	0	0	0	0	0	0	0	0	0	0	0	0	0	0	0	0	W	19-14
11/13	at Panthers	P	0	0	0	0.0	0.0	0	0	0	0	0	0	0	0	0	0	0	0	0	0	0	0	0	0	W	20-17
11/20	BUCCANEERS	P	0	0	0	0.0	0.0	0	0	0	0	0	0	0	0	0	0	0	1	1	0	0	0	0	0	L	17-19
11/27	at Broncos	P	0	0	0	0.0	0.0	0	0	0	0	0	0	0	0	0	0	0	0	0	0	0	0	0	0	W	30-27+
12/04	at Falcons	P	0	0	0	0.0	0.0	0	0	0	0	0	0	0	0	0	0	0	0	0	0	0	0	0	0	W	29-28
12/08	RAIDERS	P	0	0	0	0.0	0.0	0	0	0	0	0	0	0	0	0	0	0	0	0	0	0	0	0	0	W	21-13
12/18	TITANS	P	0	0	0	0.0	0.0	0	0	0	0	0	0	0	0	0	0	0	1	1	0	0	0	0	0	L	17-19
12/25	BRONCOS	P	2	2	0	0.0	0.0	0	0	0	0	0	0	0	0	0	0	0	0	0	0	0	0	0	0	W	33-10
01/01	at Chargers	P	1	1	0	0.0	0.0	0	0	0	0	0	0	0	0	0	0	0	0	0	0	0	0	0	0	W	37-27
2016 TOTALS		16-0	3	3	0	0.0	0.0	0	0	0	0	0	0	0	0	1	0	6	6	0	0	0	0	0	0	12-4	

+ - Overtime

2017 GAME-BY-GAME REGULAR SEASON STATISTICS (CHIEFS)

		TACKLES							INTERCEPTIONS					O. FUMB			ST				MISC					
DATE OPPONENT		TK	S	A	SK	YDS	TFL	YDS	QBH	NO	YDS	LG	TD	PD	FF	FR	YDS	TK	S	A	FF	FR	S	A	W/L	SCORE
09/07 at Patriots	P	1	0	1	0.0	0.0	0	0	0	0	0	0	0	0	0	0	0	0	0	0	0	0	0	0	W	42-27
09/17 EAGLES	P	6	6	0	0.0	0.0	0	0	0	0	0	0	0	2	0	0	0	0	0	0	0	0	0	0	W	27-20
09/24 at Chargers	P	2	2	0	0.0	0.0	0	0	0	0	0	0	0	0	0	0	0	1	1	0	0	0	0	0	W	24-10
10/02 REDSKINS	P	4	4	0	0.0	0.0	1	4	0	0	0	0	0	0	0	0	0	0	0	0	0	0	0	0	W	29-20
10/08 at Texans	S	1	1	0	0.0	0.0	0	0	0	0	0	0	0	0	0	0	0	1	0	1	0	0	0	0	W	42-34
10/15 STEELERS	P	1	0	1	0.0	0.0	0	0	0	0	0	0	0	1	0	0	0	1	1	0	0	0	0	0	L	13-19
10/19 at Raiders	P	5	4	1	0.0	0.0	0	0	0	0	0	0	0	1	0	0	0	0	0	0	0	0	0	0	L	30-31
10/30 BRONCOS	P	1	1	0	0.0	0.0	0	0	0	0	0	0	0	0	0	0	0	1	1	0	0	0	0	0	W	29-19
11/05 at Cowboys	P	1	1	0	0.0	0.0	0	0	0	0	0	0	0	0	0	0	0	0	0	0	0	0	0	0	L	17-28
11/19 at Giants	P	0	0	0	0.0	0.0	0	0	0	0	0	0	0	0	0	0	0	1	1	0	0	0	0	0	L	9-12+
11/26 BILLS	P	1	1	0	0.0	0.0	0	0	0	0	0	0	0	0	0	0	0	0	0	0	0	0	0	0	L	10-16
12/03 at Jets										INACTIVE															L	31-38
12/10 RAIDERS										INACTIVE															W	26-15
12/16 CHARGERS	P	2	2	0	1.0	9.0	1	9	1	0	0	0	0	0	0	0	0	1	1	0	0	0	0	0	W	30-13
12/24 DOLPHINS	P	3	2	1	0.0	0.0	0	0	0	0	0	0	0	1	0	0	0	0	0	0	0	0	0	0	W	29-13
12/31 at Broncos	S	2	2	0	0.0	0.0	0	0	0	0	0	0	0	0	0	0	0	0	0	0	0	0	0	0	W	27-24
2017 TOTALS	14-2	30	26	4	1.0	9.0	2	13	1	0	0	0	0	5	0	0	0	6	5	1	0	0	0	0	10-6	

+ - Overtime

2018 GAME-BY-GAME REGULAR SEASON STATISTICS (CHIEFS)

		TACKLES								INTERCEPTIONS					O. FUMB			ST					MISC				
DATE	OPPONENT	TK	S	A	SK	YDS	TFL	YDS	QBH	NO	YDS	LG	TD	PD	FF	FR	YDS	TK	S	A	FF	FR	S	A	W/L	SCORE	
09/09	at Chargers	S	9	4	5	0.0	0.0	0	0	0	0	0	0	0	0	0	0	0	0	0	0	0	0	0	W	38-28	
09/16	at Steelers	S	6	5	1	0.0	0.0	0	0	0	0	0	0	0	0	0	0	0	0	0	0	0	0	0	W	42-37	
09/23	49ERS	S	5	3	2	0.0	0.0	0	0	0	0	0	0	0	1	0	0	0	0	0	0	0	0	0	W	38-27	
10/01	at Broncos	S	6	5	1	0.0	0.0	0	0	0	1	0	0	0	1	0	0	0	0	0	0	0	0	0	W	27-23	
10/07	JAGUARS	S	0	0	0	0.0	0.0	0	0	0	0	0	0	0	0	0	0	0	0	0	0	0	0	0	W	30-14	
10/14	at Patriots		INACTIVE																							L	40-43
10/21	BENGALS	P	1	1	0	0.0	0.0	1	11	0	0	0	0	0	0	0	0	0	0	0	0	0	0	0	W	45-10	
10/28	BRONCOS	P	5	5	0	0.0	0.0	0	0	0	0	0	0	0	0	0	0	0	0	0	0	0	0	0	W	30-23	
11/04	at Browns	S	7	6	1	0.0	0.0	0	0	0	0	0	0	0	0	0	0	0	0	0	0	0	0	0	W	37-21	
11/11	CARDINALS	S	6	5	1	0.0	0.0	0	0	0	0	0	0	0	0	0	0	0	0	0	0	0	0	0	W	26-14	
11/19	at Rams	S	5	5	0	0.0	0.0	0	0	0	0	0	0	0	0	0	0	0	0	0	0	0	0	0	L	51-54	
12/02	at Raiders	S	0	0	0	0.0	0.0	0	0	0	0	0	0	0	0	0	0	0	0	0	0	0	0	0	W	40-33	
2018 TOTALS		11-9	50	39	11	0.0	0.0	1	11	0	1	0	0	0	2	0	0	0	0	0	0	0	0	0	10-2		

2016 GAME-BY-GAME POSTSEASON STATISTICS (CHIEFS)

		TACKLES							INTERCEPTIONS					O. FUMB			ST					MISC				
DATE	OPPONENT	TK	S	A	SK	YDS	TFL	YDS	QBH	NO	YDS	LG	TD	PD	FF	FR	YDS	TK	S	A	FF	FR	S	A	W/L	SCORE
01/15	STEELERS	P	0	0	0	0.0	0.0	0	0	0	0	0	0	0	0	0	0	1	1	0	0	0	0	0	L	16-18
2016 TOTALS		1-0	0	0	0	0.0	0.0	0	0	0	0	0	0	0	0	0	0	1	1	0	0	0	0	0	0-1	

2017 GAME-BY-GAME POSTSEASON STATISTICS (CHIEFS)

		TACKLES							INTERCEPTIONS					O. FUMB			ST					MISC				
DATE OPPONENT		TK	S	A	SK	YDS	TFL	YDS	QBH	NO	YDS	LG	TD	PD	FF	FR	YDS	TK	S	A	FF	FR	S	A	W/L	SCORE
01/06	TITANS	P	1	1	0	0.0	0.0	0	0	0	0	0	0	0	0	0	0	0	0	0	0	0	0	0	L	21-22
2017 TOTALS		1-0	1	1	0	0.0	0.0	0	0	0	0	0	0	0	0	0	0	0	0	0	0	0	0	0	0-1	



JIMMY MURRAY

CENTER

67



ROOKIE SEASON

ROOKIE YEAR WITH THE CHIEFS

COLLEGE: HOLY CROSS

BIRTHDAY
05/05/95

HEIGHT
6'5"

WEIGHT
305

ACQUIRED
FA-18

📺 Rookie center enters his first season with the Chiefs in 2018.

📺 Originally entered the NFL as an undrafted free agent with the Chiefs in 2018.

Transactions:

Signed to Kansas City's practice squad (9/2/18) ... Released by Kansas City (9/1/18) ... Originally entered the NFL as an undrafted free agent with the Chiefs in 2018.

COLLEGE

Appeared in 44 games on the offensive line at Holy Cross (2013-17) ... Earned second-team All-Patriot League honors following the 2016 and 2017 seasons ... Received the Davitt Award as the team's top offensive lineman in 2016 ... As a redshirt freshman in 2014 helped the Crusaders to finish with 1,884 rushing yards as a team, their highest total since running for 1,927 yards in 1991 ... Missed the entire 2013 season due to injury and received a medical redshirt.

PERSONAL

- 📺 Earned second team All-Chicago Catholic League honors as a senior at Loyola Academy in Wilmette, Ill.
- 📺 Helped lead team to the state championship game in 2011 and a semifinal appearance in 2012.
- 📺 Selected to the Academic All-Chicago Catholic League team.
- 📺 Majored in economics at Holy Cross.

JIMMY MURRAY - NFL REGULAR SEASON STATISTICS

DATE TEAM GP GS

2018 Chiefs 2 0

NFL 2 0

TOTALS

2018 GAME-BY-GAME REGULAR SEASON STATISTICS (CHIEFS)

DATE OPPONENT P/S		W/L	SCORE
10/14 at Patriots	PRACTICE SQUAD	L	40-43
10/21 BENGALS	PRACTICE SQUAD	W	45-10
10/28 BRONCOS	DID NOT PLAY	W	30-23
11/04 at Browns	DID NOT PLAY	W	37-21
11/11 CARDINALS P		W	26-14
11/19 at Rams P		L	51-54
12/02 at Raiders	INACTIVE	W	40-33
2018 TOTALS	2-0	5-2	



STEVEN NELSON

CORNERBACK

20


4TH SEASON
4TH YEAR WITH THE CHIEFS
COLLEGE: OREGON STATE
BIRTHDAY
11/22/93

HEIGHT
5'11"

WEIGHT
194

ACQUIRED
D3b-15

Fourth-year cornerback enters his fourth NFL season with Kansas City in 2018.

Recorded first career interception in Week 5 vs. Jacksonville (10/7/18). Has 3.0 career interceptions through Week 10 of 2018 season.

Originally entered the NFL as the Chiefs third-round (98th overall) of the 2015 NFL Draft.

Now has two interceptions on the year after recording second career interception in Week 9 vs. Cleveland (11/4/18).

Transactions:

Originally entered the NFL as the Chiefs third-round pick (98th overall) in the 2015 NFL Draft.

COLLEGE

Played in 25 games (21 starts) at Oregon State, tallying 122 tackles (85 solo), eight interceptions, including one returned 26 yards for a touchdown, 24 passes defended and one quarterback pressure ... Nelson attended College of Sequoias prior to Oregon State and collected 71 tackles, 19 passes defended and six interceptions in his two-year career between 2011-12.

PERSONAL

An All-Middle Georgia selection at Northside as a returner after returning seven punts for touchdowns as a senior.

Earned All-Middle Georgia defensive back honors as a senior with 30 tackles and seven interceptions.

Also ran track in high school and was part of 4x100 relay team that finished first place in the county.

Majored in sociology at Oregon State.

STEVEN NELSON - NFL REGULAR SEASON STATISTICS

DATE	TEAM	GP	GS	TACKLES					INTERCEPTIONS					O. FUMB					ST				MISC			
				TK	S	A	TFL	YDS	SK	YDS	QBH	NO	YDS	LG	TD	PD	FF	FR	YDS	TK	S	A	FF	FR	S	A
2015	Chiefs	12	0	1	1	0	0	0	0.0	0.0	0	0	0	0	0	0	0	0	0	7	7	0	0	0	0	0
2016	Chiefs	15	15	64	58	6	4	5	0.0	0.0	1	0	0	0	0	16	0	2	0	1	1	0	0	0	0	0
2017	Chiefs	9	6	41	33	8	2	2	0.0	0.0	0	0	0	0	0	4	1	0	0	0	0	0	0	0	0	0
2018	Chiefs	12	12	50	42	8	2	4	0.0	0.0	0	3	53	35	0	10	0	0	0	0	0	0	0	0	0	0
NFL		48	33	156	134	22	8	11	0.0	0.0	1	3	53	35	0	30	1	2	0	8	8	0	0	0	0	0
TOTALS																										

STEVEN NELSON - NFL POSTSEASON STATISTICS

DATE	TEAM	GP	GS	TACKLES					INTERCEPTIONS					O. FUMB					ST				MISC			
				TK	S	A	TFL	YDS	SK	YDS	QBH	NO	YDS	LG	TD	PD	FF	FR	YDS	TK	S	A	FF	FR	S	A
2015	Chiefs	2	0	0	0	0	0	0	0.0	0.0	0	0	0	0	0	1	0	0	0	0	0	0	0	0	0	0
2016	Chiefs	1	1	5	4	1	0	0	0.0	0.0	0	0	0	0	0	0	0	0	0	0	0	0	0	0	0	0
2017	Chiefs	1	1	3	2	1	0	0	0.0	0.0	0	0	0	0	0	1	0	0	0	0	0	0	0	0	0	0
NFL		4	2	8	6	2	0	0	0.0	0.0	0	0	0	0	0	2	0	0	0	0	0	0	0	0	0	0
TOTALS																										

SINGLE-GAME HIGHS: DEFENSIVE

Total Tackles	9 at New York Jets, Dec 03, 2017 9 vs. New Orleans Saints, Oct 23, 2016 8 at Cleveland Browns, Nov 04, 2018 8 at Los Angeles Chargers, Sep 09, 2018 ...2 more at 8.	Tackles For Loss	1 vs. San Francisco 49ers, Sep 23, 2018 1 at Pittsburgh Steelers, Sep 16, 2018 1 vs. Oakland Raiders, Dec 10, 2017 ...5 more at 1.
Passes Defensed	3 vs. Arizona Cardinals, Nov 11, 2018 3 vs. Oakland Raiders, Dec 08, 2016 3 vs. Jacksonville Jaguars, Nov 06, 2016 ...1 more at 3.	Interceptions	1 vs. Arizona Cardinals, Nov 11, 2018 1 at Cleveland Browns, Nov 04, 2018 1 vs. Jacksonville Jaguars, Oct 07, 2018
Forced Fumbles	1 vs. Oakland Raiders, Dec 10, 2017	Interception Return Yards	35 vs. Arizona Cardinals, Nov 11, 2018 18 at Cleveland Browns, Nov 04, 2018
Fumble Recoveries	1 vs. Tampa Bay Buccaneers, Nov 20, 2016 1 vs. Jacksonville Jaguars, Nov 06, 2016	Special Teams Tackles	3 vs. Buffalo Bills, Nov 29, 2015 1 vs. Los Angeles Chargers, Sep 11, 2016 1 vs. Oakland Raiders, Jan 03, 2016 1 at Baltimore Ravens, Dec 20, 2015 ...2 more at 1.

SINGLE-GAME HIGHS - POSTSEASON: DEFENSIVE

Total Tackles	5 vs. Pittsburgh Steelers, Jan 15, 2017 3 vs. Tennessee Titans, Jan 06, 2018	Passes Defensed	1 vs. Tennessee Titans, Jan 06, 2018 1 at Houston Texans, Jan 09, 2016
----------------------	---	------------------------	---

2015 GAME-BY-GAME REGULAR SEASON STATISTICS (CHIEFS)

		TACKLES							INTERCEPTIONS					O. FUMB			ST				MISC					
DATE OPPONENT		TK	S	A	SK	YDS	TFL	YDS	QBH	NO	YDS	LG	TD	PD	FF	FR	YDS	TK	S	A	FF	FR	S	A	W/L	SCORE
09/13 at Texans		INACTIVE																				W	27-20			
09/17 BRONCOS		INACTIVE																				L	24-31			
09/28 at Packers		INACTIVE																				L	28-38			
10/04 at Bengals		INACTIVE																				L	21-36			
10/11 BEARS	P	0	0	0	0.0	0.0	0	0	0	0	0	0	0	0	0	0	0	0	0	0	0	0	0	L	17-18	
10/18 at Vikings	P	0	0	0	0.0	0.0	0	0	0	0	0	0	0	0	0	0	0	1	1	0	0	0	0	0	L	10-16
10/25 STEELERS	P	1	1	0	0.0	0.0	0	0	0	0	0	0	0	0	0	0	0	0	0	0	0	0	0	0	W	23-13
11/01 LIONS	P	0	0	0	0.0	0.0	0	0	0	0	0	0	0	0	0	0	0	0	0	0	0	0	0	0	W	45-10
11/15 at Broncos	P	0	0	0	0.0	0.0	0	0	0	0	0	0	0	0	0	0	0	0	0	0	0	0	0	0	W	29-13
11/22 at Chargers	P	0	0	0	0.0	0.0	0	0	0	0	0	0	0	0	0	0	0	0	0	0	0	0	0	0	W	33-3
11/29 BILLS	P	0	0	0	0.0	0.0	0	0	0	0	0	0	0	0	0	0	0	3	3	0	0	0	0	0	W	30-22
12/06 at Raiders	P	0	0	0	0.0	0.0	0	0	0	0	0	0	0	0	0	0	0	0	0	0	0	0	0	0	W	34-20
12/13 CHARGERS	P	0	0	0	0.0	0.0	0	0	0	0	0	0	0	0	0	0	0	1	1	0	0	0	0	0	W	10-3
12/20 at Ravens	P	0	0	0	0.0	0.0	0	0	0	0	0	0	0	0	0	0	0	1	1	0	0	0	0	0	W	34-14
12/27 BROWNS	P	0	0	0	0.0	0.0	0	0	0	0	0	0	0	0	0	0	0	0	0	0	0	0	0	0	W	17-13
01/03 RAIDERS	P	0	0	0	0.0	0.0	0	0	0	0	0	0	0	0	0	0	0	1	1	0	0	0	0	0	W	23-17
2015 TOTALS	12-0	1	1	0	0.0	0.0	0	0	0	0	0	0	0	0	0	0	0	7	7	0	0	0	0	0	11-5	

2016 GAME-BY-GAME REGULAR SEASON STATISTICS (CHIEFS)

		TACKLES							INTERCEPTIONS					O. FUMB			ST				MISC					
DATE OPPONENT		TK	S	A	SK	YDS	TFL	YDS	QBH	NO	YDS	LG	TD	PD	FF	FR	YDS	TK	S	A	FF	FR	S	A	W/L	SCORE
09/11	CHARGERS	S	8	8	0	0.0	0.0	1	2	0	0	0	0	0	0	0	0	1	1	0	0	0	0	0	W	33-27+
09/18	at Texans	S	1	1	0	0.0	0.0	0	0	0	0	0	0	0	0	0	0	0	0	0	0	0	0	0	L	12-19
09/25	JETS	S	3	3	0	0.0	0.0	0	0	0	0	0	0	0	3	0	0	0	0	0	0	0	0	0	W	24-3
10/02	at Steelers	S	2	2	0	0.0	0.0	0	0	0	0	0	0	0	0	0	0	0	0	0	0	0	0	0	L	14-43
10/16	at Raiders	S	3	1	2	0.0	0.0	0	0	0	0	0	0	0	0	0	0	0	0	0	0	0	0	0	W	26-10
10/23	SAINTS	S	9	8	1	0.0	0.0	0	0	0	0	0	0	0	0	0	0	0	0	0	0	0	0	0	W	27-21
10/30	at Colts	S	2	2	0	0.0	0.0	0	0	0	0	0	0	0	2	0	0	0	0	0	0	0	0	0	W	30-14
11/06	JAGUARS	S	2	2	0	0.0	0.0	0	0	1	0	0	0	0	3	0	1	0	0	0	0	0	0	0	W	19-14
11/13	at Panthers	S	6	4	2	0.0	0.0	1	1	0	0	0	0	0	1	0	0	0	0	0	0	0	0	0	W	20-17
11/20	BUCCANEERS	S	7	7	0	0.0	0.0	0	0	0	0	0	0	0	1	0	1	0	0	0	0	0	0	0	L	17-19
11/27	at Broncos									INACTIVE															W	30-27+
12/04	at Falcons	S	6	6	0	0.0	0.0	0	0	0	0	0	0	0	1	0	0	0	0	0	0	0	0	0	W	29-28
12/08	RAIDERS	S	2	2	0	0.0	0.0	1	1	0	0	0	0	0	3	0	0	0	0	0	0	0	0	0	W	21-13
12/18	TITANS	S	8	7	1	0.0	0.0	1	1	0	0	0	0	0	1	0	0	0	0	0	0	0	0	0	L	17-19
12/25	BRONCOS	S	2	2	0	0.0	0.0	0	0	0	0	0	0	0	1	0	0	0	0	0	0	0	0	0	W	33-10
01/01	at Chargers	S	3	3	0	0.0	0.0	0	0	0	0	0	0	0	0	0	0	0	0	0	0	0	0	0	W	37-27
2016 TOTALS		15-15	64	58	6	0.0	0.0	4	5	1	0	0	0	0	16	0	2	0	1	1	0	0	0	0	12-4	

+ - Overtime

2017 GAME-BY-GAME REGULAR SEASON STATISTICS (CHIEFS)

		TACKLES								INTERCEPTIONS					O. FUMB			ST				MISC				
DATE	OPPONENT	TK	S	A	SK	YDS	TFL	YDS	QBH	NO	YDS	LG	TD	PD	FF	FR	YDS	TK	S	A	FF	FR	S	A	W/L	SCORE
09/07	at Patriots									RESERVE/INJURED													W	42-27		
09/17	EAGLES									RESERVE/INJURED													W	27-20		
09/24	at Chargers									RESERVE/INJURED													W	24-10		
10/02	REDSKINS									RESERVE/INJURED													W	29-20		
10/08	at Texans									RESERVE/INJURED													W	42-34		
10/15	STEELERS									RESERVE/INJURED													L	13-19		
10/19	at Raiders									RESERVE/INJURED													L	30-31		
10/30	BRONCOS	P	4	2	2	0.0	0.0	0	0	0	0	0	0	1	0	0	0	0	0	0	0	0	0	0	W	29-19
11/05	at Cowboys	P	5	5	0	0.0	0.0	0	0	0	0	0	0	0	0	0	0	0	0	0	0	0	0	0	L	17-28
11/19	at Giants	S	5	5	0	0.0	0.0	0	0	0	0	0	0	2	0	0	0	0	0	0	0	0	0	0	L	9-12+
11/26	BILLS	S	5	5	0	0.0	0.0	0	0	0	0	0	0	0	0	0	0	0	0	0	0	0	0	0	L	10-16
12/03	at Jets	S	9	7	2	0.0	0.0	1	1	0	0	0	0	0	0	0	0	0	0	0	0	0	0	0	L	31-38
12/10	RAIDERS	S	4	3	1	0.0	0.0	1	1	0	0	0	0	1	1	0	0	0	0	0	0	0	0	0	W	26-15
12/16	CHARGERS	S	4	3	1	0.0	0.0	0	0	0	0	0	0	0	0	0	0	0	0	0	0	0	0	0	W	30-13
12/24	DOLPHINS	S	5	3	2	0.0	0.0	0	0	0	0	0	0	0	0	0	0	0	0	0	0	0	0	0	W	29-13
12/31	at Broncos	P	0	0	0	0.0	0.0	0	0	0	0	0	0	0	0	0	0	0	0	0	0	0	0	0	W	27-24
2017 TOTALS		9-6	41	33	8	0.0	0.0	2	2	0	0	0	0	4	1	0	0	0	0	0	0	0	0	0	10-6	

+ - Overtime

2018 GAME-BY-GAME REGULAR SEASON STATISTICS (CHIEFS)

DATE OPPONENT		TACKLES								INTERCEPTIONS				O. FUMB			ST				MISC		W/L	SCORE	
		TK	S	A	SK	YDS	TFL	YDS	QBH	NO	YDS	LG	TD	PD	FF	FR	YDS	TK	S	A	FF	FR			S
09/09 at Chargers	S	8	4	4	0.0	0.0	0	0	0	0	0	0	0	1	0	0	0	0	0	0	0	0	0	W	38-28
09/16 at Steelers	S	3	3	0	0.0	0.0	1	2	0	0	0	0	0	0	0	0	0	0	0	0	0	0	0	W	42-37
09/23 49ERS	S	3	3	0	0.0	0.0	1	2	0	0	0	0	0	0	0	0	0	0	0	0	0	0	0	W	38-27
10/01 at Broncos	S	3	3	0	0.0	0.0	0	0	0	0	0	0	0	0	0	0	0	0	0	0	0	0	0	W	27-23
10/07 JAGUARS	S	3	2	1	0.0	0.0	0	0	0	1	0	0	0	2	0	0	0	0	0	0	0	0	0	W	30-14
10/14 at Patriots	S	4	4	0	0.0	0.0	0	0	0	0	0	0	0	0	0	0	0	0	0	0	0	0	0	L	40-43
10/21 BENGALS	S	1	1	0	0.0	0.0	0	0	0	0	0	0	0	2	0	0	0	0	0	0	0	0	0	W	45-10
10/28 BRONCOS	S	5	4	1	0.0	0.0	0	0	0	0	0	0	0	0	0	0	0	0	0	0	0	0	0	W	30-23
11/04 at Browns	S	8	8	0	0.0	0.0	0	0	0	1	18	18	0	1	0	0	0	0	0	0	0	0	0	W	37-21
11/11 CARDINALS	S	0	0	0	0.0	0.0	0	0	0	1	35	35	0	3	0	0	0	0	0	0	0	0	0	W	26-14
11/19 at Rams	S	6	5	1	0.0	0.0	0	0	0	0	0	0	0	1	0	0	0	0	0	0	0	0	0	L	51-54
12/02 at Raiders	S	6	5	1	0.0	0.0	0	0	0	0	0	0	0	0	0	0	0	0	0	0	0	0	0	W	40-33
2018 TOTALS	12-12	50	42	8	0.0	0.0	2	4	0	3	53	35	0	10	0	0	0	0	0	0	0	0	0	10-2	

2015 GAME-BY-GAME POSTSEASON STATISTICS (CHIEFS)

		TACKLES							INTERCEPTIONS					O. FUMB			ST					MISC				
DATE OPPONENT		TK	S	A	SK	YDS	TFL	YDS	QBH	NO	YDS	LG	TD	PD	FF	FR	YDS	TK	S	A	FF	FR	S	A	W/L	SCORE
01/09	at Texans	P	0	0	0	0.0	0.0	0	0	0	0	0	0	1	0	0	0	0	0	0	0	0	0	0	W	30-0
01/16	at Patriots	P	0	0	0	0.0	0.0	0	0	0	0	0	0	0	0	0	0	0	0	0	0	0	0	0	L	20-27
2015 TOTALS		2-0	0	0	0	0.0	0.0	0	0	0	0	0	0	1	0	0	0	0	0	0	0	0	0	0	0	1-1

2016 GAME-BY-GAME POSTSEASON STATISTICS (CHIEFS)

		TACKLES							INTERCEPTIONS					O. FUMB			ST				MISC					
DATE OPPONENT		TK	S	A	SK	YDS	TFL	YDS	QBH	NO	YDS	LG	TD	PD	FF	FR	YDS	TK	S	A	FF	FR	S	A	W/L	SCORE
01/15	STEELERS	S	5	4	1	0.0	0.0	0	0	0	0	0	0	0	0	0	0	0	0	0	0	0	0	0	L	16-18
2016 TOTALS		1-1	5	4	1	0.0	0.0	0	0	0	0	0	0	0	0	0	0	0	0	0	0	0	0	0	0-1	

2017 GAME-BY-GAME POSTSEASON STATISTICS (CHIEFS)

		TACKLES							INTERCEPTIONS					O. FUMB			ST				MISC					
DATE OPPONENT		TK	S	A	SK	YDS	TFL	YDS	QBH	NO	YDS	LG	TD	PD	FF	FR	YDS	TK	S	A	FF	FR	S	A	W/L	SCORE
01/06	TITANS	S	3	2	1	0.0	0.0	0	0	0	0	0	0	1	0	0	0	0	0	0	0	0	0	0	L	21-22
2017 TOTALS		1-1	3	2	1	0.0	0.0	0	0	0	0	0	0	1	0	0	0	0	0	0	0	0	0	0	0-1	



BEN NIEMANN

LINEBACKER

56



ROOKIE SEASON

ROOKIE YEAR WITH THE CHIEFS

COLLEGE: IOWA

BIRTHDAY
07/27/95

HEIGHT
6'2"

WEIGHT
235

ACQUIRED
CFA-18

📺 Rookie linebacker enters his first season with the Chiefs in 2018.

Made first NFL start at RILB in Week 10 vs. Arizona (11/11/18).

📺 Originally entered the NFL as an undrafted free agent

with the Chiefs in 2018.

Transactions:

Originally entered the NFL as an undrafted free agent with the Chiefs in 2018.

COLLEGE

Appeared in 49 games for Iowa (2014-17) ... As a senior started in all 13 games, collecting 80 tackles (45 solo) with six tackles for loss and 1.0 sack, recorded one interception, two forced fumbles and one fumble recovery ... As a junior started in all 13 games, he recorded 69 tackles (37 solo) and totaled three tackles for loss, one interception and four pass break-ups ... Academic All-Big Ten (2016-17), honorable mention All-Big Ten by league coaches and media (2017) ... One of three true freshmen to play in 2014.

PERSONAL

📺 Earned three-letters at wide receiver and strong safety at Sycamore High School.

📺 Earned first team all-state, all-conference and all-area honors as a senior.

📺 Finished senior season with 78 tackles, also had 45 receptions for 1,050 yards and 15 touchdowns, along with two punt-return touchdowns.

📺 Two-year letterman in basketball, earning all-conference honors.

BEN NIEMANN - NFL REGULAR SEASON STATISTICS

		TACKLES										INTERCEPTIONS						O. FUMB				ST				MISC			
DATE	TEAM	GP	GS	TK	S	A	TFL	YDS	SK	YDS	QBH	NO	YDS	LG	TD	PD	FF	FR	YDS	TK	S	A	FF	FR	S	A			
2018	Chiefs	10	1	8	5	3	0	0	0.0	0.0	0	0	0	0	0	0	0	0	0	0	1	1	0	0	0	0			
NFL		10	1	8	5	3	0	0	0.0	0.0	0	0	0	0	0	0	0	0	0	0	1	1	0	0	0	0			
TOTALS																													

SINGLE-GAME HIGHS: DEFENSIVE

Total Tackles 6 vs. Arizona Cardinals, Nov 11, 2018
2 at Cleveland Browns, Nov 04, 2018

Special Teams Tackles 1 at Los Angeles Rams, Nov 19, 2018

2018 GAME-BY-GAME REGULAR SEASON STATISTICS (CHIEFS)

		TACKLES								INTERCEPTIONS					O. FUMB			ST				MISC					
DATE	OPPONENT	TK	S	A	SK	YDS	TFL	YDS	QBH	NO	YDS	LG	TD	PD	FF	FR	YDS	TK	S	A	FF	FR	S	A	W/L	SCORE	
09/09	at Chargers	P	0	0	0	0.0	0.0	0	0	0	0	0	0	0	0	0	0	0	0	0	0	0	0	0	W	38-28	
09/16	at Steelers									INACTIVE																W	42-37
09/23	49ERS									INACTIVE																W	38-27
10/01	at Broncos	P	0	0	0	0.0	0.0	0	0	0	0	0	0	0	0	0	0	0	0	0	0	0	0	0	W	27-23	
10/07	JAGUARS	P	0	0	0	0.0	0.0	0	0	0	0	0	0	0	0	0	0	0	0	0	0	0	0	0	W	30-14	
10/14	at Patriots	P	0	0	0	0.0	0.0	0	0	0	0	0	0	0	0	0	0	0	0	0	0	0	0	0	L	40-43	
10/21	BENGALS	P	0	0	0	0.0	0.0	0	0	0	0	0	0	0	0	0	0	0	0	0	0	0	0	0	W	45-10	
10/28	BRONCOS	P	0	0	0	0.0	0.0	0	0	0	0	0	0	0	0	0	0	0	0	0	0	0	0	0	W	30-23	
11/04	at Browns	P	2	0	2	0.0	0.0	0	0	0	0	0	0	0	0	0	0	0	0	0	0	0	0	0	W	37-21	
11/11	CARDINALS	S	6	5	1	0.0	0.0	0	0	0	0	0	0	0	0	0	0	0	0	0	0	0	0	0	W	26-14	
11/19	at Rams	P	0	0	0	0.0	0.0	0	0	0	0	0	0	0	0	0	0	0	1	1	0	0	0	0	L	51-54	
12/02	at Raiders	P	0	0	0	0.0	0.0	0	0	0	0	0	0	0	0	0	0	0	0	0	0	0	0	0	W	40-33	
2018 TOTALS	10-1		8	5	3	0.0	0.0	0	0	0	0	0	0	0	0	0	0	1	1	0	0	0	0	0	10-2		



DERRICK NNADI

DEFENSIVE TACKLE

91



ROOKIE SEASON

ROOKIE YEAR WITH THE CHIEFS

COLLEGE: FLORIDA STATE

BIRTHDAY
05/09/96

HEIGHT
6'1"

WEIGHT
312

ACQUIRED
03a-18

📺 Rookie defensive tackle enters his first NFL season with the Chiefs in 2018.

Logged first NFL start at nose tackle in week 5 vs. Jacksonville (10/7/18) where had four solo tackles.

📺 The Chiefs traded two picks (No. 86 and 122) to the

Baltimore Ravens to move up to the No. 75 overall pick to draft Nnadi in the third round (75th overall).

Transactions:

Originally entered the NFL as the Chiefs third round (75th overall) pick of the 2018 NFL Draft.

COLLEGE

Appeared in 48 games for Florida State (2014-17) recording 165 tackles (74 solo), 17 tackles for loss, 8.0 sacks (-59 yards), two fumble recoveries and two forced fumbles ... Named third-team All ACC his senior season ... Was named to the preseason Nagurski, Outland and Bednarik award watch list in 2017 ... Was named first-team All-ACC by the coaches and third team All-ACC by the media in 2016 ... Collected ACC Defensive Lineman of the Week honors following a dominant effort totaling a season-high eight tackles, two TFLs, 1.0 sack and one pass breakup versus the third-ranked Clemson Tigers ... Named third team All-ACC by the media in 2015 ... Earned Defensive Most Improved Player honors following the 2016 spring season.

PERSONAL

📺 Totaled 167 total tackles, 27 tackles for loss and 13 sacks while leading Ocean Lakes (Virginia Beach, Va.), to its first state championship game appearance as a junior in 2012.

📺 Named First Team All-Beach District and All-Eastern Region honors and First Team All-Tidewater selection as a junior and a senior.

📺 Beach District co-Defensive Player of the Year in 2013.

📺 Anchored a Dolphins' defense that held eight opponents to one touchdown or less.

📺 Majored in social science at Florida State.

SINGLE-GAME HIGHS: DEFENSIVE

Total Tackles

5 at New England Patriots, Oct 14, 2018

3 at Cleveland Browns, Nov 04, 2018

3 vs. Cincinnati Bengals, Oct 21, 2018

3 vs. Jacksonville Jaguars, Oct 07, 2018

...1 more at 3.

2018 GAME-BY-GAME REGULAR SEASON STATISTICS (CHIEFS)

		TACKLES								INTERCEPTIONS					O. FUMB			ST				MISC				
DATE	OPPONENT	TK	S	A	SK	YDS	TFL	YDS	QBH	NO	YDS	LG	TD	PD	FF	FR	YDS	TK	S	A	FF	FR	S	A	W/L	SCORE
09/09	at Chargers	P	0	0	0	0.0	0.0	0	0	0	0	0	0	0	0	0	0	0	0	0	0	0	0	0	W	38-28
09/16	at Steelers	P	0	0	0	0.0	0.0	0	0	0	0	0	0	0	0	0	0	0	0	0	0	0	0	0	W	42-37
09/23	49ERS	P	3	1	2	0.0	0.0	0	0	0	0	0	0	0	0	0	0	0	0	0	0	0	0	0	W	38-27
10/01	at Broncos	P	1	1	0	0.0	0.0	0	0	0	0	0	0	0	0	0	0	0	0	0	0	0	0	0	W	27-23
10/07	JAGUARS	S	3	3	0	0.0	0.0	0	0	0	0	0	0	0	0	0	0	0	0	0	0	0	0	0	W	30-14
10/14	at Patriots	S	5	1	4	0.0	0.0	0	0	0	0	0	0	0	0	0	0	0	0	0	0	0	0	0	L	40-43
10/21	BENGALS	S	3	3	0	0.0	0.0	0	0	0	0	0	0	0	0	0	0	0	0	0	0	0	0	0	W	45-10
10/28	BRONCOS	S	2	1	1	0.0	0.0	0	0	0	0	0	0	0	0	0	0	0	0	0	0	0	0	0	W	30-23
11/04	at Browns	S	3	1	2	0.0	0.0	0	0	0	0	0	0	0	0	0	0	0	0	0	0	0	0	0	W	37-21
11/11	CARDINALS	S	1	1	0	0.0	0.0	0	0	0	0	0	0	0	0	0	0	0	0	0	0	0	0	0	W	26-14
11/19	at Rams	P	0	0	0	0.0	0.0	0	0	0	0	0	0	0	0	0	0	0	0	0	0	0	0	0	L	51-54
12/02	at Raiders	S	1	0	1	0.0	0.0	0	0	0	0	0	0	0	0	0	0	0	0	0	0	0	0	0	W	40-33
2018 TOTALS		12-7	22	12	10	0.0	0.0	0	0	0	0	0	0	0	0	0	0	0	0	0	0	0	0	0	10-2	



DORIAN O'DANIEL

LINEBACKER

44



ROOKIE SEASON

ROOKIE YEAR WITH THE CHIEFS

COLLEGE: CLEMSON

BIRTHDAY
09/04/94

HEIGHT
6'1"

WEIGHT
220

ACQUIRED
030-18

📺 Rookie linebacker enters his first NFL season with the Chiefs in 2018.

📺 The Chiefs traded their second and third round picks to Cincinnati for a second round and fourth round pick which was used to select O'Daniel with the 100th overall

pick in the 2018 NFL Draft.

Transactions:

Originally entered the NFL as the Chiefs third round (100th overall) pick of the 2018 NFL Draft.

COLLEGE

Appeared in 56 games (27 starts) at Clemson (2013-17), recording 227 tackles, 28 tackles for loss, 8.5 sacks, 12 quarterback pressures, three interceptions for 67 yards and two touchdowns, five pass breakups, two caused fumbles and two recovered fumbles ... Finished his collegiate career tied for first in Clemson history in special teams tackles (47) and second in games ... First-team All-American by Bleacher Report and Sports Illustrated, Second-team All-American by AFCA and AP, First-team All-ACC by Phil Steele, Second-Team All-ACC selection and Second-team All-ACC by AP in 2017 ... One of five finalists for the Butkus Award and one of four finalists for the Bobby Bowden Award.

PERSONAL

📺 Tallied 1,307 yards on 190 carries and 18 touchdowns in 10 games as a senior at Our Lady of Good Counsel High School in Olney, Md.

📺 Played in the U.S. Army All-American game.

📺 Was named first-team all-state and all-conference as a running back.

📺 Named Montgomery Sentinel Offensive Player-of-the-Year and Gazette Montgomery County Player-of-the-Year as a senior

📺 Played high school football alongside current Chiefs CB Kendall Fuller.

📺 Graduated with a degree in parks, recreation & tourism management from Clemson.

SINGLE-GAME HIGHS: DEFENSIVE

Total Tackles

6 vs. Arizona Cardinals, Nov 11, 2018
4 at Los Angeles Rams, Nov 19, 2018
4 vs. Cincinnati Bengals, Oct 21, 2018
3 vs. Denver Broncos, Oct 28, 2018
2 at Oakland Raiders, Dec 02, 2018
...1 more at 2.

Fumble Recoveries 1 at Oakland Raiders, Dec 02, 2018

Tackles For Loss

1 vs. Denver Broncos, Oct 28, 2018
1 vs. Cincinnati Bengals, Oct 21, 2018

Special Teams Tackles

1 at Cleveland Browns, Nov 04, 2018
1 vs. Denver Broncos, Oct 28, 2018

2018 GAME-BY-GAME REGULAR SEASON STATISTICS (CHIEFS)

		TACKLES							INTERCEPTIONS					O. FUMB			ST					MISC				
DATE OPPONENT		TK	S	A	SK	YDS	TFL	YDS	QBH	NO	YDS	LG	TD	PD	FF	FR	YDS	TK	S	A	FF	FR	S	A	W/L	SCORE
09/09 at Chargers	P	0	0	0	0.0	0.0	0	0	0	0	0	0	0	0	0	0	0	0	0	0	0	0	0	0	W	38-28
09/16 at Steelers	P	0	0	0	0.0	0.0	0	0	0	0	0	0	0	0	0	0	0	0	0	0	0	0	0	0	W	42-37
09/23 49ERS	P	0	0	0	0.0	0.0	0	0	0	0	0	0	0	0	0	0	0	0	0	0	0	0	0	0	W	38-27
10/01 at Broncos	P	0	0	0	0.0	0.0	0	0	0	0	0	0	0	0	0	0	0	0	0	0	0	0	0	0	W	27-23
10/07 JAGUARS	P	0	0	0	0.0	0.0	0	0	0	0	0	0	0	0	0	0	0	0	0	0	0	0	0	0	W	30-14
10/14 at Patriots	P	0	0	0	0.0	0.0	0	0	0	0	0	0	0	0	0	0	0	0	0	0	0	0	0	0	L	40-43
10/21 BENGALS	P	4	4	0	0.0	0.0	1	4	0	0	0	0	0	0	0	0	0	0	0	0	0	0	0	0	W	45-10
10/28 BRONCOS	P	3	2	1	0.0	0.0	1	2	0	0	0	0	0	0	0	0	0	1	1	0	0	0	0	0	W	30-23
11/04 at Browns	P	2	2	0	0.0	0.0	0	0	0	0	0	0	0	0	0	0	0	1	1	0	0	0	0	0	W	37-21
11/11 CARDINALS	P	6	2	4	0.0	0.0	0	0	0	0	0	0	0	0	0	0	0	0	0	0	0	0	0	0	W	26-14
11/19 at Rams	S	4	3	1	0.0	0.0	0	0	0	0	0	0	0	0	0	0	0	0	0	0	0	0	0	0	L	51-54
12/02 at Raiders	P	2	1	1	0.0	0.0	0	0	0	0	0	0	0	0	0	1	0	0	0	0	0	0	0	0	W	40-33
2018 TOTALS	12-1	21	14	7	0.0	0.0	2	6	0	0	0	0	0	0	0	1	0	2	2	0	0	0	0	0	10-2	



RON PARKER

SAFETY

38



8TH SEASON

6TH YEAR WITH THE CHIEFS

COLLEGE: NEWBERRY

BIRTHDAY
08/17/87

HEIGHT
6'0"

WEIGHT
206

ACQUIRED
FA-18

👁 Eighth-year safety enters his sixth season with the Chiefs in 2018.

Co-led the defense in Week 3 of the 2018 season, recording seven tackles vs. San Francisco (9/23/18).

Recorded first sack of 2018 season in Week 10 vs. Arizona (11/11/18).

👁 Has appeared in four postseason games, compiling 20 tackles (15 solo) and one special teams tackle.

👁 Originally signed with the Seattle Seahawks as an undrafted free agent on July 26, 2011.

Career Highlights:

👁 His 8.0 sacks ranks first in franchise history for sacks by a defensive back.

👁 Recorded his first-career interception on a QB Terrelle Pryor pass at Oakland (12/15/13), returning it for 15 yards.

👁 Tallied six tackles in his first-career start against San Diego (12/29/14).

Signed by Kansas City (9/2/18) ... Released by Atlanta (8/31/18) ... Signed by Atlanta (6/25/18) ... Signed by the Chiefs (3/16/2015) ... Claimed by Kansas City via waivers from Seattle (9/1/13) ... Released by Seattle (8/31/13) ... Signed with Seattle (1/15/13) ... Added to Seattle's practice squad (12/31/12) ... Released by Seattle (12/28/12) ... Signed with Seattle from Carolina's practice squad (12/5/12) ... Added to Carolina's practice squad (11/7/12) ... Released by Carolina (11/5/12) ... Signed to Carolina's active roster from the practice squad (10/17/12) ... Added to Carolina's practice squad (10/10/12) ... Released by Carolina (10/8/12) ... Signed to Carolina's active roster from the practice squad (10/6/12) ... Added to Carolina's practice squad (9/2/12) ... Released by Seattle (8/26/12) ... Claimed by Seattle via waivers from Oakland (10/24/11) ... Released by Oakland (10/22/11) ... Signed to Oakland's active roster from the practice squad (10/1/11) ... Added to Oakland's practice squad (9/26/11) ... Released by Seattle (9/22/11) ... Added to Seattle's practice squad (9/5/11) ... Released by Seattle (8/31/11) ... Signed with Seattle as an undrafted free agent (7/26/11).

Transactions:

COLLEGE

Led the South Atlantic Conference in interceptions (five) and fumble recoveries (three) in 2010, while racking up 59 tackles ... Led the team in tackles (83), led the team and conference in interceptions (six) and passes defended (13) in 2009 ... Majored in sports management at Newberry College.

PERSONAL

- Prepped at Beaufort High School in Beaufort, S.C.

RON PARKER - NFL REGULAR SEASON STATISTICS

		TACKLES										INTERCEPTIONS					O. FUMB					ST				MISC			
DATE	TEAM	GP	GS	TK	S	A	TFL	YDS	SK	YDS	QBH	NO	YDS	LG	TD	PD	FF	FR	YDS	TK	S	A	FF	FR	S	A			
2011	Seahawks	2	0	0	0	0	0	0	0.0	0.0	0	0	0	0	0	0	0	0	0	0	0	0	0	0	0	0			
Went from Seahawks to Raiders .																													
2011	Raiders	3	0	0	0	0	0	0	0.0	0.0	0	0	0	0	0	0	0	0	0	0	0	0	0	0	0	0			
2012	Panthers	3	0	0	0	0	0	0	0.0	0.0	0	0	0	0	0	0	0	0	0	0	1	1	0	0	0	0			
Went from Panthers to Seahawks .																													
2012	Seahawks	2	0	0	0	0	0	0	0.0	0.0	0	0	0	0	0	0	0	0	0	2	2	0	0	0	0	0			
2013	Chiefs	16	1	7	7	0	0	0	1.0	3.0	0	2	29	15	0	3	1	2	20	10	10	0	0	1	0	0			
2014	Chiefs	16	15	94	84	10	2	18	1.0	14.0	1	1	10	10	0	12	1	0	0	0	0	0	0	0	0	0			
2015	Chiefs	16	16	78	67	11	6	17	5.0	16.0	5	3	5	5	0	12	1	0	0	0	0	0	0	0	0	0			
2016	Chiefs	16	16	61	52	9	1	1	0.0	0.0	0	1	1	1	0	12	2	0	0	0	0	0	0	0	0	0			
2017	Chiefs	15	15	67	58	9	0	0	0.0	0.0	0	2	0	0	0	4	0	2	7	0	0	0	0	0	0	0			
2018	Chiefs	12	12	64	54	10	1	6	1.0	6.0	1	2	33	33t	1	5	0	0	0	0	0	0	0	0	0	0			
NFL TOTALS		101	75	371	322	49	10	42	8.0	39.0	7	11	78	33t	1	48	5	4	27	13	13	0	0	1	0	0			

RON PARKER - NFL POSTSEASON STATISTICS

		TACKLES										INTERCEPTIONS					O. FUMB					ST				MISC		
DATE	TEAM	GP	GS	TK	S	A	TFL	YDS	SK	YDS	QBH	NO	YDS	LG	TD	PD	FF	FR	YDS	TK	S	A	FF	FR	S	A		
2013	Chiefs	1	0	0	0	0	0	0	0.0	0.0	0	0	0	0	0	0	0	0	0	0	1	1	0	0	0	0	0	
2015	Chiefs	2	2	10	6	4	0	0	0.0	0.0	0	0	0	0	0	0	0	0	0	0	0	0	0	0	0	0	0	
2016	Chiefs	1	1	5	4	1	0	0	0.0	0.0	0	0	0	0	0	0	0	0	0	0	0	0	0	0	0	0	0	
2017	Chiefs	1	1	5	5	0	0	0	0.0	0.0	0	0	0	0	0	0	0	0	0	0	0	0	0	0	0	0	0	
NFL TOTALS		5	4	20	15	5	0	0	0.0	0.0	0	0	0	0	0	0	0	0	0	0	1	1	0	0	0	0	0	

SINGLE-GAME HIGHS: DEFENSIVE

Total Tackles	11 at New England Patriots, Sep 07, 2017 11 vs. Seattle Seahawks, Nov 16, 2014 10 at Arizona Cardinals, Dec 07, 2014 9 at New England Patriots, Oct 14, 2018 9 at Los Angeles Chargers, Sep 09, 2018 ...1 more at 9.	Tackles For Loss	2 vs. Detroit Lions, Nov 01, 2015 1 vs. Arizona Cardinals, Nov 11, 2018 1 at Houston Texans, Sep 18, 2016 1 vs. Cleveland Browns, Dec 27, 2015 ...5 more at 1.
Sacks	2.0 vs. Detroit Lions, Nov 01, 2015 1.0 vs. Arizona Cardinals, Nov 11, 2018 1.0 vs. Oakland Raiders, Jan 03, 2016 1.0 at Baltimore Ravens, Dec 20, 2015 ...3 more at 1.0.	Interceptions	1 vs. Cincinnati Bengals, Oct 21, 2018 1 at Los Angeles Chargers, Sep 09, 2018 1 vs. Los Angeles Chargers, Dec 16, 2017 ...8 more at 1.
Passes Defensed	3 at Buffalo Bills, Nov 09, 2014 2 at Los Angeles Chargers, Sep 09, 2018 2 vs. Los Angeles Chargers, Dec 16, 2017 2 vs. New York Jets, Sep 25, 2016 ...6 more at 2.	Interception Return Yards	33 vs. Cincinnati Bengals, Oct 21, 2018 15 at Oakland Raiders, Dec 15, 2013 14 at Los Angeles Chargers, Dec 29, 2013 10 vs. Los Angeles Rams, Oct 26, 2014 5 at Minnesota Vikings, Oct 18, 2015 4 at Washington Redskins, Dec 08, 2013 2 at Buffalo Bills, Dec 16, 2012
Forced Fumbles	2 vs. New Orleans Saints, Oct 23, 2016 1 vs. Oakland Raiders, Jan 03, 2016 1 at Buffalo Bills, Nov 09, 2014 1 vs. Dallas Cowboys, Sep 15, 2013	Special Teams Tackles	1 vs. Indianapolis Colts, Dec 22, 2013 1 vs. Cleveland Browns, Oct 27, 2013 1 vs. Oakland Raiders, Oct 13, 2013 ...4 more at 1.
Fumble Recoveries	1 vs. Miami Dolphins, Dec 24, 2017 1 vs. Los Angeles Chargers, Dec 16, 2017 1 at Washington Redskins, Dec 08, 2013 ...1 more at 1.	Special Teams Fumble Recoveries	1 vs. Cleveland Browns, Oct 27, 2013

SINGLE-GAME HIGHS - POSTSEASON: DEFENSIVE

Total Tackles	6 at New England Patriots, Jan 16, 2016 5 vs. Tennessee Titans, Jan 06, 2018 5 vs. Pittsburgh Steelers, Jan 15, 2017 4 at Houston Texans, Jan 09, 2016	Special Teams Tackles	1 at Indianapolis Colts, Jan 04, 2014
----------------------	---	------------------------------	---------------------------------------

2011 GAME-BY-GAME REGULAR SEASON STATISTICS (SEAHAWKS/RAIDERS)

		TACKLES							INTERCEPTIONS					O. FUMB			ST				MISC					
DATE OPPONENT		TK	S	A	SK	YDS	TFL	YDS	QBH	NO	YDS	LG	TD	PD	FF	FR	YDS	TK	S	A	FF	FR	S	A	W/L	SCORE
09/11 at 49ers											PRACTICE SQUAD												L	17-33		
09/18 at Steelers											PRACTICE SQUAD												L	0-24		
09/25 CARDINALS											NOT ON ROSTER												W	13-10		
		Went from Seahawks to Raiders .																								
10/02 PATRIOTS	P	0	0	0	0.0	0.0	0	0	0	0	0	0	0	0	0	0	0	0	0	0	0	0	0	0	L	19-31
10/09 at Texans	P	0	0	0	0.0	0.0	0	0	0	0	0	0	0	0	0	0	0	0	0	0	0	0	0	0	W	25-20
10/16 BROWNS	P	0	0	0	0.0	0.0	0	0	0	0	0	0	0	0	0	0	0	0	0	0	0	0	0	0	W	24-17
		Went from Raiders to Seahawks .																								
10/23 at Browns											NOT ON ROSTER												L	3-6		
10/30 BENGALS											INACTIVE												L	12-34		
11/06 at Cowboys											INACTIVE												L	13-23		
11/13 RAVENS											INACTIVE												W	22-17		
11/20 at Rams											INACTIVE												W	24-7		
11/27 REDSKINS											INACTIVE												L	17-23		
12/01 EAGLES	P	0	0	0	0.0	0.0	0	0	0	0	0	0	0	0	0	0	0	0	0	0	0	0	0	0	W	31-14
12/12 RAMS	P	0	0	0	0.0	0.0	0	0	0	0	0	0	0	0	0	0	0	0	0	0	0	0	0	0	W	30-13
12/18 at Bears											RESERVE/INJURED												W	38-14		
12/24 49ERS											RESERVE/INJURED												L	17-19		
01/01 at Cardinals											RESERVE/INJURED												L	20-23+		
2011 TOTALS		5-0	0	0	0	0.0	0.0	0	0	0	0	0	0	0	0	0	0	0	0	0	0	0	0	0	8-9	

+ - Overtime

2012 GAME-BY-GAME REGULAR SEASON STATISTICS (PANTHERS/SEAHAWKS)

		TACKLES							INTERCEPTIONS				O. FUMB			ST				MISC							
DATE	OPPONENT	TK	S	A	SK	YDS	TFL	YDS	QBH	NO	YDS	LG	TD	PD	FF	FR	YDS	TK	S	A	FF	FR	S	A	W/L	SCORE	
09/09	at Buccaneers								PRACTICE SQUAD													L	10-16				
09/16	SAINTS								PRACTICE SQUAD													W	35-27				
09/20	GIANTS								PRACTICE SQUAD													L	7-36				
09/30	at Falcons								PRACTICE SQUAD													L	28-30				
10/07	SEAHAWKS	P	0	0	0	0.0	0.0	0	0	0	0	0	0	0	0	0	0	0	1	1	0	0	0	0	0	L	12-16
10/21	COWBOYS	P	0	0	0	0.0	0.0	0	0	0	0	0	0	0	0	0	0	0	0	0	0	0	0	0	0	L	14-19
10/28	at Bears	P	0	0	0	0.0	0.0	0	0	0	0	0	0	0	0	0	0	0	0	0	0	0	0	0	0	L	22-23
11/04	at Redskins								INACTIVE													W	21-13				
11/11	BRONCOS								PRACTICE SQUAD													L	14-36				
11/18	BUCCANEERS								PRACTICE SQUAD													L	21-27+				
11/26	at Eagles								PRACTICE SQUAD													W	30-22				
12/02	at Chiefs								PRACTICE SQUAD													L	21-27				
		Went from Panthers to Seahawks .																									
12/09	CARDINALS								INACTIVE													W	58-0				
12/16	at Bills	P	0	0	0	0.0	0.0	0	0	0	0	0	0	0	0	0	0	2	2	0	0	0	0	0	0	W	50-17
12/23	49ERS	P	0	0	0	0.0	0.0	0	0	0	0	0	0	0	0	0	0	0	0	0	0	0	0	0	0	W	42-13
12/30	RAMS								NOT ON ROSTER													W	20-13				
2012 TOTALS		5-0	0	0	0	0.0	0.0	0	0	0	0	0	0	0	0	0	0	3	3	0	0	0	0	0	7-9		

+ - Overtime

2013 GAME-BY-GAME REGULAR SEASON STATISTICS (CHIEFS)

		TACKLES							INTERCEPTIONS					O. FUMB			ST				MISC					
DATE	OPPONENT	TK	S	A	SK	YDS	TFL	YDS	QBH	NO	YDS	LG	TD	PD	FF	FR	YDS	TK	S	A	FF	FR	S	A	W/L	SCORE
09/08	at Jaguars	P	0	0	0	0.0	0.0	0	0	0	0	0	0	0	0	0	0	1	1	0	0	0	0	0	W	28-2
09/15	COWBOYS	P	1	1	0	1.0	3.0	0	0	0	0	0	0	0	1	1	0	0	0	0	0	0	0	0	W	17-16
09/19	at Eagles	P	0	0	0	0.0	0.0	0	0	0	0	0	0	0	0	0	0	1	1	0	0	0	0	0	W	26-16
09/29	GIANTS	P	0	0	0	0.0	0.0	0	0	0	0	0	0	0	0	0	0	1	1	0	0	0	0	0	W	31-7
10/06	at Titans	P	0	0	0	0.0	0.0	0	0	0	0	0	0	0	0	0	0	0	0	0	0	0	0	0	W	26-17
10/13	RAIDERS	P	0	0	0	0.0	0.0	0	0	0	0	0	0	0	0	0	0	1	1	0	0	0	0	0	W	24-7
10/20	TEXANS	P	0	0	0	0.0	0.0	0	0	0	0	0	0	0	0	0	0	0	0	0	0	0	0	0	W	17-16
10/27	BROWNS	P	0	0	0	0.0	0.0	0	0	0	0	0	0	0	0	0	0	1	1	0	0	1	0	0	W	23-17
11/03	at Bills	P	0	0	0	0.0	0.0	0	0	0	0	0	0	0	0	0	0	0	0	0	0	0	0	0	W	23-13
11/17	at Broncos	P	0	0	0	0.0	0.0	0	0	0	0	0	0	0	0	0	0	0	0	0	0	0	0	0	L	17-27
11/24	CHARGERS	P	0	0	0	0.0	0.0	0	0	0	0	0	0	0	0	0	0	0	0	0	0	0	0	0	L	38-41
12/01	BRONCOS	P	0	0	0	0.0	0.0	0	0	0	0	0	0	0	0	0	0	0	0	0	0	0	0	0	L	28-35
12/08	at Redskins	P	0	0	0	0.0	0.0	0	0	0	0	0	0	0	0	1	20	4	4	0	0	0	0	0	W	45-10
12/15	at Raiders	P	0	0	0	0.0	0.0	0	0	1	15	15	0	1	0	0	0	0	0	0	0	0	0	0	W	56-31
12/22	COLTS	P	0	0	0	0.0	0.0	0	0	0	0	0	0	0	0	0	0	1	1	0	0	0	0	0	L	7-23
12/29	at Chargers	S	6	6	0	0.0	0.0	0	0	1	14	14	0	2	0	0	0	0	0	0	0	0	0	0	L	24-27+
2013 TOTALS		16-1	77	7	0	1.0	3.0	0	0	2	29	15	0	3	1	2	20	10	10	0	0	1	0	0	11-5	

+ - Overtime

2014 GAME-BY-GAME REGULAR SEASON STATISTICS (CHIEFS)

		TACKLES							INTERCEPTIONS					O. FUMB			ST				MISC					
DATE	OPPONENT	TK	S	A	SK	YDS	TFL	YDS	QBH	NO	YDS	LG	TD	PD	FF	FR	YDS	TK	S	A	FF	FR	S	A	W/L	SCORE
09/07	TITANS	S	6	6	0	0.0	0.0	0	0	0	0	0	0	1	0	0	0	0	0	0	0	0	0	0	L	10-26
09/14	at Broncos	P	7	7	0	0.0	0.0	0	0	0	0	0	0	0	0	0	0	0	0	0	0	0	0	0	L	17-24
09/21	at Dolphins	S	2	2	0	0.0	0.0	0	0	0	0	0	0	0	0	0	0	0	0	0	0	0	0	0	W	34-15
09/29	PATRIOTS	S	4	4	0	0.0	0.0	0	0	0	0	0	0	0	0	0	0	0	0	0	0	0	0	0	W	41-14
10/05	at 49ers	S	7	5	2	0.0	0.0	0	0	0	0	0	0	1	0	0	0	0	0	0	0	0	0	0	L	17-22
10/19	at Chargers	S	3	1	2	0.0	0.0	0	0	0	0	0	0	1	0	0	0	0	0	0	0	0	0	0	W	23-20
10/26	RAMS	S	4	4	0	1.0	14.0	1	14	1	1	10	10	0	1	0	0	0	0	0	0	0	0	0	W	34-7
11/02	JETS	S	7	6	1	0.0	0.0	0	0	0	0	0	0	1	0	0	0	0	0	0	0	0	0	0	W	24-10
11/09	at Bills	S	8	6	2	0.0	0.0	0	0	0	0	0	0	3	1	0	0	0	0	0	0	0	0	0	W	17-13
11/16	SEAHAWKS	S	11	11	0	0.0	0.0	0	0	0	0	0	0	0	0	0	0	0	0	0	0	0	0	0	W	24-20
11/20	at Raiders	S	7	6	1	0.0	0.0	0	0	0	0	0	0	0	0	0	0	0	0	0	0	0	0	0	L	20-24
11/30	BRONCOS	S	5	5	0	0.0	0.0	0	0	0	0	0	0	1	0	0	0	0	0	0	0	0	0	0	L	16-29
12/07	at Cardinals	S	10	9	1	0.0	0.0	1	4	0	0	0	0	0	0	0	0	0	0	0	0	0	0	0	L	14-17
12/14	RAIDERS	S	5	5	0	0.0	0.0	0	0	0	0	0	0	2	0	0	0	0	0	0	0	0	0	0	W	31-13
12/21	at Steelers	S	4	4	0	0.0	0.0	0	0	0	0	0	0	0	0	0	0	0	0	0	0	0	0	0	L	12-20
12/28	CHARGERS	S	4	3	1	0.0	0.0	0	0	0	0	0	0	1	0	0	0	0	0	0	0	0	0	0	W	19-7
2014 TOTALS		16-15	94	84	10	1.0	14.0	2	18	1	1	10	10	0	12	1	0	0	0	0	0	0	0	0	9-7	

2015 GAME-BY-GAME REGULAR SEASON STATISTICS (CHIEFS)

		TACKLES							INTERCEPTIONS					O. FUMB			ST				MISC					
DATE	OPPONENT	TK	S	A	SK	YDS	TFL	YDS	QBH	NO	YDS	LG	TD	PD	FF	FR	YDS	TK	S	A	FF	FR	S	A	W/L	SCORE
09/13	at Texans	S	4	2	2	0.0	0.0	0	0	0	0	0	0	0	1	0	0	0	0	0	0	0	0	0	W	27-20
09/17	BRONCOS	S	6	6	0	0.0	0.0	0	0	0	0	0	0	0	0	0	0	0	0	0	0	0	0	0	L	24-31
09/28	at Packers	S	6	6	0	0.0	0.0	0	0	0	0	0	0	0	0	0	0	0	0	0	0	0	0	0	L	28-38
10/04	at Bengals	S	8	5	3	0.0	0.0	0	0	0	0	0	0	0	0	0	0	0	0	0	0	0	0	0	L	21-36
10/11	BEARS	S	2	2	0	0.0	0.0	0	0	0	0	0	0	2	0	0	0	0	0	0	0	0	0	0	L	17-18
10/18	at Vikings	S	4	4	0	0.0	0.0	0	0	0	1	5	5	0	2	0	0	0	0	0	0	0	0	0	L	10-16
10/25	STEELERS	S	3	1	2	0.0	0.0	0	0	0	0	0	0	0	0	0	0	0	0	0	0	0	0	0	W	23-13
11/01	LIONS	S	4	4	0	2.0	9.0	2	9	2	0	0	0	0	2	0	0	0	0	0	0	0	0	0	W	45-10
11/15	at Broncos	S	5	4	1	0.0	0.0	0	0	0	1	0	0	0	2	0	0	0	0	0	0	0	0	0	W	29-13
11/22	at Chargers	S	3	3	0	0.0	0.0	1	1	0	0	0	0	0	1	0	0	0	0	0	0	0	0	0	W	33-3
11/29	BILLS	S	5	5	0	0.0	0.0	0	0	0	0	0	0	0	1	0	0	0	0	0	0	0	0	0	W	30-22
12/06	at Raiders	S	7	7	0	0.0	0.0	0	0	0	0	0	0	0	0	0	0	0	0	0	0	0	0	0	W	34-20
12/13	CHARGERS	S	4	4	0	1.0	3.0	1	3	1	0	0	0	0	0	0	0	0	0	0	0	0	0	0	W	10-3
12/20	at Ravens	S	4	2	2	1.0	3.0	1	3	1	0	0	0	0	0	0	0	0	0	0	0	0	0	0	W	34-14
12/27	BROWNS	S	7	7	0	0.0	0.0	1	1	0	0	0	0	0	0	0	0	0	0	0	0	0	0	0	W	17-13
01/03	RAIDERS	S	6	5	1	1.0	1.0	0	0	1	1	0	0	0	1	1	0	0	0	0	0	0	0	0	W	23-17
2015 TOTALS		16-16	78	67	11	5.0	16.0	6	17	5	3	5	5	0	12	1	0	0	0	0	0	0	0	0	11-5	

2016 GAME-BY-GAME REGULAR SEASON STATISTICS (CHIEFS)

		TACKLES							INTERCEPTIONS					O. FUMB			ST				MISC					
DATE OPPONENT		TK	S	A	SK	YDS	TFL	YDS	QBH	NO	YDS	LG	TD	PD	FF	FR	YDS	TK	S	A	FF	FR	S	A	W/L	SCORE
09/11	CHARGERS	S	4	3	1	0.0	0.0	0	0	0	0	0	0	1	0	0	0	0	0	0	0	0	0	0	W	33-27+
09/18	at Texans	S	5	3	2	0.0	0.0	1	1	0	0	0	0	1	0	0	0	0	0	0	0	0	0	0	L	12-19
09/25	JETS	S	3	3	0	0.0	0.0	0	0	0	0	0	0	2	0	0	0	0	0	0	0	0	0	0	W	24-3
10/02	at Steelers	S	2	1	1	0.0	0.0	0	0	0	0	0	0	0	0	0	0	0	0	0	0	0	0	0	L	14-43
10/16	at Raiders	S	5	4	1	0.0	0.0	0	0	0	0	0	0	1	0	0	0	0	0	0	0	0	0	0	W	26-10
10/23	SAINTS	S	7	7	0	0.0	0.0	0	0	0	0	0	0	1	2	0	0	0	0	0	0	0	0	0	W	27-21
10/30	at Colts	S	3	2	1	0.0	0.0	0	0	0	0	0	0	0	0	0	0	0	0	0	0	0	0	0	W	30-14
11/06	JAGUARS	S	2	2	0	0.0	0.0	0	0	0	0	0	0	1	0	0	0	0	0	0	0	0	0	0	W	19-14
11/13	at Panthers	S	4	4	0	0.0	0.0	0	0	0	0	0	0	0	0	0	0	0	0	0	0	0	0	0	W	20-17
11/20	BUCCANEERS	S	4	4	0	0.0	0.0	0	0	0	0	0	0	1	0	0	0	0	0	0	0	0	0	0	L	17-19
11/27	at Broncos	S	4	3	1	0.0	0.0	0	0	0	0	0	0	0	0	0	0	0	0	0	0	0	0	0	W	30-27+
12/04	at Falcons	S	2	2	0	0.0	0.0	0	0	0	0	0	0	0	0	0	0	0	0	0	0	0	0	0	W	29-28
12/08	RAIDERS	S	4	4	0	0.0	0.0	0	0	0	0	0	0	1	0	0	0	0	0	0	0	0	0	0	W	21-13
12/18	TITANS	S	9	9	0	0.0	0.0	0	0	0	1	1	1	0	1	0	0	0	0	0	0	0	0	0	L	17-19
12/25	BRONCOS	S	0	0	0	0.0	0.0	0	0	0	0	0	0	1	0	0	0	0	0	0	0	0	0	0	W	33-10
01/01	at Chargers	S	3	1	2	0.0	0.0	0	0	0	0	0	0	1	0	0	0	0	0	0	0	0	0	0	W	37-27
2016 TOTALS		16-16	61	52	9	0.0	0.0	1	1	0	1	1	1	0	12	2	0	0	0	0	0	0	0	0	12-4	

+ - Overtime

2017 GAME-BY-GAME REGULAR SEASON STATISTICS (CHIEFS)

DATE OPPONENT		TACKLES								INTERCEPTIONS					O. FUMB			ST				MISC		W/L	SCORE
		TK	S	A	SK	YDS	TFL	YDS	QBH	NO	YDS	LG	TD	PD	FF	FR	YDS	TK	S	A	FF	FR	S		
09/07 at Patriots	S	11	10	1	0.0	0.0	0	0	0	0	0	0	0	0	0	0	0	0	0	0	0	0	0	W	42-27
09/17 EAGLES	S	1	1	0	0.0	0.0	0	0	0	0	0	0	0	0	0	0	0	0	0	0	0	0	0	W	27-20
09/24 at Chargers	S	2	1	1	0.0	0.0	0	0	0	0	0	0	0	0	0	0	0	0	0	0	0	0	0	W	24-10
10/02 REDSKINS	S	3	3	0	0.0	0.0	0	0	0	0	0	0	0	0	0	0	0	0	0	0	0	0	0	W	29-20
10/08 at Texans	S	8	5	3	0.0	0.0	0	0	0	0	0	0	0	0	0	0	0	0	0	0	0	0	0	W	42-34
10/15 STEELERS	S	4	3	1	0.0	0.0	0	0	0	0	0	0	0	0	0	0	0	0	0	0	0	0	0	L	13-19
10/19 at Raiders	S	5	4	1	0.0	0.0	0	0	0	0	0	0	0	0	0	0	0	0	0	0	0	0	0	L	30-31
10/30 BRONCOS	S	7	7	0	0.0	0.0	0	0	0	1	0	0	0	1	0	0	0	0	0	0	0	0	0	W	29-19
11/05 at Cowboys	S	4	4	0	0.0	0.0	0	0	0	0	0	0	0	1	0	0	0	0	0	0	0	0	0	L	17-28
11/19 at Giants	S	5	5	0	0.0	0.0	0	0	0	0	0	0	0	0	0	0	0	0	0	0	0	0	0	L	9-12+
11/26 BILLS	S	3	3	0	0.0	0.0	0	0	0	0	0	0	0	0	0	0	0	0	0	0	0	0	0	L	10-16
12/03 at Jets	S	3	3	0	0.0	0.0	0	0	0	0	0	0	0	0	0	0	0	0	0	0	0	0	0	L	31-38
12/10 RAIDERS	S	5	4	1	0.0	0.0	0	0	0	0	0	0	0	0	0	0	0	0	0	0	0	0	0	W	26-15
12/16 CHARGERS	S	3	3	0	0.0	0.0	0	0	0	1	0	0	0	2	0	1	7	0	0	0	0	0	0	W	30-13
12/24 DOLPHINS	S	3	2	1	0.0	0.0	0	0	0	0	0	0	0	0	0	1	0	0	0	0	0	0	0	W	29-13
12/31 at Broncos		INACTIVE																						W	27-24
2017 TOTALS	15-15	67	58	9	0.0	0.0	0	0	0	2	0	0	0	4	0	2	7	0	0	0	0	0	0	10-6	

+ - Overtime

2018 GAME-BY-GAME REGULAR SEASON STATISTICS (CHIEFS)

		TACKLES							INTERCEPTIONS					O. FUMB			ST				MISC					
DATE	OPPONENT	TK	S	A	SK	YDS	TFL	YDS	QBH	NO	YDS	LG	TD	PD	FF	FR	YDS	TK	S	A	FF	FR	S	A	W/L	SCORE
09/09	at Chargers	S	9	7	2	0.0	0.0	0	0	0	1	0	0	0	2	0	0	0	0	0	0	0	0	0	W	38-28
09/16	at Steelers	S	3	3	0	0.0	0.0	0	0	0	0	0	0	0	0	0	0	0	0	0	0	0	0	0	W	42-37
09/23	49ERS	S	7	6	1	0.0	0.0	0	0	0	0	0	0	0	0	0	0	0	0	0	0	0	0	0	W	38-27
10/01	at Broncos	S	5	5	0	0.0	0.0	0	0	0	0	0	0	0	0	0	0	0	0	0	0	0	0	0	W	27-23
10/07	JAGUARS	S	3	2	1	0.0	0.0	0	0	0	0	0	0	0	1	0	0	0	0	0	0	0	0	0	W	30-14
10/14	at Patriots	S	9	7	2	0.0	0.0	0	0	0	0	0	0	0	0	0	0	0	0	0	0	0	0	0	L	40-43
10/21	BENGALS	S	1	1	0	0.0	0.0	0	0	0	1	33	33	1	1	0	0	0	0	0	0	0	0	0	W	45-10
10/28	BRONCOS	S	5	4	1	0.0	0.0	0	0	0	0	0	0	0	0	0	0	0	0	0	0	0	0	0	W	30-23
11/04	at Browns	S	5	4	1	0.0	0.0	0	0	0	0	0	0	0	0	0	0	0	0	0	0	0	0	0	W	37-21
11/11	CARDINALS	S	2	2	0	1.0	6.0	1	6	1	0	0	0	0	0	0	0	0	0	0	0	0	0	0	W	26-14
11/19	at Rams	S	8	7	1	0.0	0.0	0	0	0	0	0	0	0	1	0	0	0	0	0	0	0	0	0	L	51-54
12/02	at Raiders	S	7	6	1	0.0	0.0	0	0	0	0	0	0	0	0	0	0	0	0	0	0	0	0	0	W	40-33
2018 TOTALS		12-12	64	54	10	1.0	6.0	1	6	1	2	33	33	1	5	0	0	0	0	0	0	0	0	0	10-2	

2013 GAME-BY-GAME POSTSEASON STATISTICS (CHIEFS)

		TACKLES							INTERCEPTIONS					O. FUMB			ST				MISC						
DATE	OPPONENT	TK	S	A	SK	YDS	TFL	YDS	QBH	NO	YDS	LG	TD	PD	FF	FR	YDS	TK	S	A	FF	FR	S	A	W/L	SCORE	
01/04	at Colts	P	0	0	0	0.0	0.0	0	0	0	0	0	0	0	0	0	0	0	1	1	0	0	0	0	0	L	44-45
2013	TOTALS	1-0	0	0	0	0.0	0.0	0	0	0	0	0	0	0	0	0	0	0	1	1	0	0	0	0	0	0-1	

2015 GAME-BY-GAME POSTSEASON STATISTICS (CHIEFS)

		TACKLES							INTERCEPTIONS					O. FUMB			ST				MISC					
DATE OPPONENT		TK	S	A	SK	YDS	TFL	YDS	QBH	NO	YDS	LG	TD	PD	FF	FR	YDS	TK	S	A	FF	FR	S	A	W/L	SCORE
01/09	at Texans	S	4	2	2	0.0	0.0	0	0	0	0	0	0	0	0	0	0	0	0	0	0	0	0	0	W	30-0
01/16	at Patriots	S	6	4	2	0.0	0.0	0	0	0	0	0	0	0	0	0	0	0	0	0	0	0	0	0	L	20-27
2015 TOTALS		2-2	10	6	4	0.0	0.0	0	0	0	0	0	0	0	0	0	0	0	0	0	0	0	0	0	1-1	

2016 GAME-BY-GAME POSTSEASON STATISTICS (CHIEFS)

		TACKLES							INTERCEPTIONS					O. FUMB			ST				MISC					
DATE OPPONENT		TK	S	A	SK	YDS	TFL	YDS	QBH	NO	YDS	LG	TD	PD	FF	FR	YDS	TK	S	A	FF	FR	S	A	W/L	SCORE
01/15	STEELERS	S	5	4	1	0.0	0.0	0	0	0	0	0	0	0	0	0	0	0	0	0	0	0	0	0	L	16-18
2016 TOTALS		1-1	5	4	1	0.0	0.0	0	0	0	0	0	0	0	0	0	0	0	0	0	0	0	0	0	0-1	

2017 GAME-BY-GAME POSTSEASON STATISTICS (CHIEFS)

		TACKLES							INTERCEPTIONS					O. FUMB			ST				MISC					
DATE OPPONENT		TK	S	A	SK	YDS	TFL	YDS	QBH	NO	YDS	LG	TD	PD	FF	FR	YDS	TK	S	A	FF	FR	S	A	W/L	SCORE
01/06	TITANS	S	5	5	0	0.0	0.0	0	0	0	0	0	0	0	0	0	0	0	0	0	0	0	0	0	L	21-22
2017 TOTALS		1-1	5	5	0	0.0	0.0	0	0	0	0	0	0	0	0	0	0	0	0	0	0	0	0	0	0-1	



BYRON PRINGLE

WIDE RECEIVER



ROOKIE SEASON

ROOKIE YEAR WITH THE CHIEFS

COLLEGE: KANSAS STATE

BIRTHDAY
11/17/93

HEIGHT
6'1"

WEIGHT
203

ACQUIRED
CFA-18

📺 Rookie wide receiver enters his first season with the Chiefs in 2018.

📺 Originally entered the NFL as an undrafted free agent with the Chiefs in 2018.

Transactions:

Originally entered the NFL as an undrafted free agent with the Chiefs in 2018.

COLLEGE

Played for two seasons (2016-17) at Kansas State, appearing 25 games (24 starts) ... Finished his collegiate career second in school history in career yards per reception (19.64) and sixth in both career kickoff-return average (27.6) and yards (1,076) ... Also tied for fourth with two career kickoff-return touchdowns ... One of 30 players in school history to reach 1,000 career receiving yards, while he was one of just seven former community-college players to accomplish the feat ... Became the 29th player in school history to top the 2,000-yard mark in all-purpose yards ... Helped 2017 Senior Class earn a 32-20 record, four bowl berths and two bowl victories ... Named an honorable mention All-Big 12 kick returner/punt returner by the coaches in 2017 ... Carded three receiving touchdowns at Oklahoma State to tie the school record and tie for sixth nationally in 2017, while he became the first Wildcat with three touchdown catches since Tyler Lockett did so in the 2013 Buffalo Wild Wings Bowl against Michigan earning him Big 12 Offensive Player of the Week honors ... Named first-team All-Big 12 kick returner/punt returner by the coaches in 2016 ... Played one season at Butler Community College in 2015 ... Accumulated 28 receptions for 432 yards (15.4 yds/catch) and nine touchdowns en route to Second Team All-Kansas Jayhawk Community College Conference (KJCCC) honors.

PERSONAL

📺 Played for Robinson (Tampa, Fla.) High School.

📺 Was a Second Team Class 5A All-Florida selection while also earning First Team All-Hillsborough County honors after catching 25 passes for 391 yards and seven touchdowns.

📺 Also rushed for 162 yards on 13 carries and had two scores, while he recorded four interceptions and three fumble recoveries on defense.

📺 Returned 11 punts for 204 yards (18.5-yard average) and had 394 yards on 11 kickoff returns (35.8 yards per return) while scoring four touchdowns.

📺 Voted the player of the game at the inaugural Blue-Gray National High School Classic as he had six catches for 104 yards, 75 kickoff-return yards and 10 rushing yards (189 all-purpose) in the game played at Raymond James Stadium.

📺 Majored in sociology/criminology at Kansas State.

2018 GAME-BY-GAME REGULAR SEASON STATISTICS (CHIEFS)

DATE OPPONENT P/S	RECEIVING				RUSHING				W/L	SCORE
	NO	YDS	LG	TD	ATT	YDS	LG	TD		
09/09 at Chargers				RESERVE/INJURED					W	38-28
09/16 at Steelers				RESERVE/INJURED					W	42-37
09/23 49ERS				RESERVE/INJURED					W	38-27
10/01 at Broncos				RESERVE/INJURED					W	27-23
10/07 JAGUARS				RESERVE/INJURED					W	30-14
10/14 at Patriots				RESERVE/INJURED					L	40-43
10/21 BENGALS				RESERVE/INJURED					W	45-10
10/28 BRONCOS				RESERVE/INJURED					W	30-23
11/04 at Browns				RESERVE/INJURED					W	37-21
11/11 CARDINALS				RESERVE/INJURED					W	26-14
11/19 at Rams				RESERVE/INJURED					L	51-54
12/02 at Raiders				RESERVE/INJURED					W	40-33
2018 TOTALS	0-0	0	0	0	0	0	0	0	10-2	



REGGIE RAGLAND

LINEBACKER

59



3RD SEASON

2ND YEAR WITH THE CHIEFS

COLLEGE: ALABAMA

BIRTHDAY
09/23/93

HEIGHT
6'2"

WEIGHT
252

ACQUIRED
T (BUF)-17

Third-year linebacker enters his second season with the Chiefs in 2018.

Co-led the defense in Week 3 of the 2018 season, registering seven tackles vs. San Francisco (9/23/18).

Spent the 2016 season on Injured Reserve after

suffering a torn ACL during training camp.

Transactions:

Traded to Kansas City from Buffalo (8/28/17) ... Originally entered the NFL as a second-round pick (41st overall) by the Buffalo Bills in the 2016 NFL Draft.

COLLEGE

Ragland spent four years at Alabama, becoming one of three linebackers in Crimson Tide school history to earn unanimous first-team All-American honors ... Led the nation in rushing defense (78.9 yards), second in total defense (264.6 yards), third in scoring defense (14.3 points) and fifth in pass efficiency defense (100.97) ... Totaled 6.5 tackles for loss, 2.5 sacks, 5 pass breakups, 4 quarterback hurries and 2 forced fumbles his senior season ... Named SEC Defensive Player of the Year in 2015.

PERSONAL

Varsity player at Bob Jones High School in both football and basketball.

Credited with 97 tackles, 22 tackles for loss and 6.0 sacks his senior season.

Was also on his high school track & field team, where he competed in the discus throw and the shot put.

Graduated from Alabama with a degree in consumer affairs.

REGGIE RAGLAND - NFL REGULAR SEASON STATISTICS

DATE	TEAM	GP	GS	TACKLES					INTERCEPTIONS					O. FUMB					ST					MISC		
				TK	S	A	TFL	YDS	SK	YDS	QBH	NO	YDS	LG	TD	PD	FF	FR	YDS	TK	S	A	FF	FR	S	A
2016	Bills	0	0	0	0	0	0	0	0.0	0.0	0	0	0	0	0	0	0	0	0	0	0	0	0	0	0	0
2017	Chiefs	12	10	44	31	13	4	7	0.0	0.0	0	0	0	0	0	0	0	0	0	0	0	0	0	0	0	0
2018	Chiefs	12	11	59	34	25	1	1	0.5	3.5	1	0	0	0	0	0	0	0	0	0	0	0	0	0	0	0
NFL TOTALS		24	21	103	65	38	5	8	0.5	3.5	1	0	0	0	0	0	0	0	0	0	0	0	0	0	0	0

REGGIE RAGLAND - NFL POSTSEASON STATISTICS

DATE	TEAM	GP	GS	TACKLES					INTERCEPTIONS					O. FUMB					ST					MISC		
				TK	S	A	TFL	YDS	SK	YDS	QBH	NO	YDS	LG	TD	PD	FF	FR	YDS	TK	S	A	FF	FR	S	A
2017	Chiefs	1	1	9	5	4	0	0	0.0	0.0	0	0	0	0	0	0	0	0	0	0	0	0	0	0	0	0
NFL TOTALS		1	1	9	5	4	0	0	0.0	0.0	0	0	0	0	0	0	0	0	0	0	0	0	0	0	0	0

SINGLE-GAME HIGHS: DEFENSIVE

Total Tackles 9 vs. Buffalo Bills, Nov 26, 2017
 9 at New York Giants, Nov 19, 2017
 8 vs. San Francisco 49ers, Sep 23, 2018
 7 vs. Arizona Cardinals, Nov 11, 2018
 7 vs. Denver Broncos, Oct 28, 2018
 ...2 more at 7.
Sacks 0.5 at New England Patriots, Oct 14, 2018

Tackles For Loss 3 vs. Buffalo Bills, Nov 26, 2017
 1 vs. Denver Broncos, Oct 28, 2018
 1 at New York Giants, Nov 19, 2017

SINGLE-GAME HIGHS - POSTSEASON: DEFENSIVE

Total Tackles 9 vs. Tennessee Titans, Jan 06, 2018

2016 GAME-BY-GAME REGULAR SEASON STATISTICS (BILLS)

DATE OPPONENT	TACKLES								INTERCEPTIONS				O. FUMB			ST				MISC			W/L	SCORE
	TK	S	A	SK	YDS	TFL	YDS	QBH	NO	YDS	LG	TD	PD	FF	FR	YDS	TK	S	A	FF	FR	S	A	
09/11 at Ravens									RESERVE/INJURED														L	7-13
09/15 JETS									RESERVE/INJURED														L	31-37
09/25 CARDINALS									RESERVE/INJURED														W	33-18
10/02 at Patriots									RESERVE/INJURED														W	16-0
10/09 at Rams									RESERVE/INJURED														W	30-19
10/16 49ERS									RESERVE/INJURED														W	45-16
10/23 at Dolphins									RESERVE/INJURED														L	25-28
10/30 PATRIOTS									RESERVE/INJURED														L	25-41
11/07 at Seahawks									RESERVE/INJURED														L	25-31
11/20 at Bengals									RESERVE/INJURED														W	16-12
11/27 JAGUARS									RESERVE/INJURED														W	28-21
12/04 at Raiders									RESERVE/INJURED														L	24-38
12/11 STEELERS									RESERVE/INJURED														L	20-27
12/18 BROWNS									RESERVE/INJURED														W	33-13
12/24 DOLPHINS									RESERVE/INJURED														L	31-34+
01/01 at Jets									RESERVE/INJURED														L	10-30
2016 TOTALS	0	0	0	0	0	0	0	0	0	0	0	0	0	0	0	0	0	0	0	0	0	0	0	7-9

+ - Overtime

2017 GAME-BY-GAME REGULAR SEASON STATISTICS (CHIEFS)

DATE OPPONENT		TACKLES								INTERCEPTIONS				O. FUMB			ST				MISC		W/L	SCORE	
		TK	S	A	SK	YDS	TFL	YDS	QBH	NO	YDS	LG	TD	PD	FF	FR	YDS	TK	S	A	FF	FR			S
09/07 at Patriots										INACTIVE													W	42-27	
09/17 EAGLES										INACTIVE													W	27-20	
09/24 at Chargers										DID NOT PLAY													W	24-10	
10/02 REDSKINS	S	1	0	1	0.0	0.0	0	0	0	0	0	0	0	0	0	0	0	0	0	0	0	0	0	W	29-20
10/08 at Texans	P	0	0	0	0.0	0.0	0	0	0	0	0	0	0	0	0	0	0	0	0	0	0	0	0	W	42-34
10/15 STEELERS	S	4	3	1	0.0	0.0	0	0	0	0	0	0	0	0	0	0	0	0	0	0	0	0	0	L	13-19
10/19 at Raiders	P	0	0	0	0.0	0.0	0	0	0	0	0	0	0	0	0	0	0	0	0	0	0	0	0	L	30-31
10/30 BRONCOS	S	4	2	2	0.0	0.0	0	0	0	0	0	0	0	0	0	0	0	0	0	0	0	0	0	W	29-19
11/05 at Cowboys	S	2	2	0	0.0	0.0	0	0	0	0	0	0	0	0	0	0	0	0	0	0	0	0	0	L	17-28
11/19 at Giants	S	9	8	1	0.0	0.0	1	1	0	0	0	0	0	0	0	0	0	0	0	0	0	0	0	L	9-12+
11/26 BILLS	S	9	8	1	0.0	0.0	3	6	0	0	0	0	0	0	0	0	0	0	0	0	0	0	0	L	10-16
12/03 at Jets	S	5	2	3	0.0	0.0	0	0	0	0	0	0	0	0	0	0	0	0	0	0	0	0	0	L	31-38
12/10 RAIDERS	S	3	1	2	0.0	0.0	0	0	0	0	0	0	0	0	0	0	0	0	0	0	0	0	0	W	26-15
12/16 CHARGERS	S	2	1	1	0.0	0.0	0	0	0	0	0	0	0	0	0	0	0	0	0	0	0	0	0	W	30-13
12/24 DOLPHINS	S	5	4	1	0.0	0.0	0	0	0	0	0	0	0	0	0	0	0	0	0	0	0	0	0	W	29-13
12/31 at Broncos										DID NOT PLAY													W	27-24	
2017 TOTALS		12-10	44	31	13	0.0	0.0	4	7	0	0	0	0	0	0	0	0	0	0	0	0	0	0	10-6	

+ - Overtime

2018 GAME-BY-GAME REGULAR SEASON STATISTICS (CHIEFS)

		TACKLES							INTERCEPTIONS					O. FUMB			ST				MISC					
DATE	OPPONENT	TK	S	A	SK	YDS	TFL	YDS	QBH	NO	YDS	LG	TD	PD	FF	FR	YDS	TK	S	A	FF	FR	S	A	W/L	SCORE
09/09	at Chargers	S	7	2	5	0.0	0.0	0	0	0	0	0	0	0	0	0	0	0	0	0	0	0	0	0	W	38-28
09/16	at Steelers	S	5	4	1	0.0	0.0	0	0	0	0	0	0	0	0	0	0	0	0	0	0	0	0	0	W	42-37
09/23	49ERS	S	8	4	4	0.0	0.0	0	0	0	0	0	0	0	0	0	0	0	0	0	0	0	0	0	W	38-27
10/01	at Broncos	S	3	2	1	0.0	0.0	0	0	0	0	0	0	0	0	0	0	0	0	0	0	0	0	0	W	27-23
10/07	JAGUARS	S	2	1	1	0.0	0.0	0	0	0	0	0	0	0	0	0	0	0	0	0	0	0	0	0	W	30-14
10/14	at Patriots	S	7	4	3	0.5	3.5	0	0	1	0	0	0	0	0	0	0	0	0	0	0	0	0	0	L	40-43
10/21	BENGALS	S	3	2	1	0.0	0.0	0	0	0	0	0	0	0	0	0	0	0	0	0	0	0	0	0	W	45-10
10/28	BRONCOS	S	7	4	3	0.0	0.0	1	1	0	0	0	0	0	0	0	0	0	0	0	0	0	0	0	W	30-23
11/04	at Browns	S	6	4	2	0.0	0.0	0	0	0	0	0	0	0	0	0	0	0	0	0	0	0	0	0	W	37-21
11/11	CARDINALS	S	7	5	2	0.0	0.0	0	0	0	0	0	0	0	0	0	0	0	0	0	0	0	0	0	W	26-14
11/19	at Rams	P	0	0	0	0.0	0.0	0	0	0	0	0	0	0	0	0	0	0	0	0	0	0	0	0	L	51-54
12/02	at Raiders	S	4	2	2	0.0	0.0	0	0	0	0	0	0	0	0	0	0	0	0	0	0	0	0	0	W	40-33
2018 TOTALS		12-11	59	34	25	0.5	3.5	1	1	1	0	0	0	0	0	0	0	0	0	0	0	0	0	0	10-2	

2017 GAME-BY-GAME POSTSEASON STATISTICS (CHIEFS)

		TACKLES							INTERCEPTIONS					O. FUMB			ST				MISC					
DATE	OPPONENT	TK	S	A	SK	YDS	TFL	YDS	QBH	NO	YDS	LG	TD	PD	FF	FR	YDS	TK	S	A	FF	FR	S	A	W/L	SCORE
01/06	TITANS	S	9	5	4	0.0	0.0	0	0	0	0	0	0	0	0	0	0	0	0	0	0	0	0	0	L	21-22
2017	TOTALS	1-1	9	5	4	0.0	0.0	0	0	0	0	0	0	0	0	0	0	0	0	0	0	0	0	0	0-1	



AUSTIN REITER

OFFENSIVE LINEMAN

62



3RD SEASON

1ST YEAR WITH THE CHIEFS

COLLEGE: SOUTH FLORIDA

BIRTHDAY
11/27/91

HEIGHT
6'3"

WEIGHT
300

ACQUIRED
W (CLE)-18

Third-year offensive lineman enters his first season with the Chiefs in 2018.

In 2016 started at center with the Cleveland Browns against the Washington Redskins earning his first career NFL start.

Made first start in Chiefs uniform vs. Denver (10/28/18).

Transactions:

Claimed off of waivers by Kansas City (9/3/18) ... Released

by Cleveland (9/2/18) ... Signed to Cleveland's active roster from Washington's practice squad (9/20/16) ... Signed to Washington's practice squad (9/15/16) ... Released by Washington (9/13/16) ... Signed by Washington (1/11/16) ... Signed to Washington's practice squad (9/29/15) ... Released by Washington (9/5/15) ... Originally entered the NFL as a seventh-round pick (222nd overall) by the Washington Redskins in the 2015 NFL Draft.

COLLEGE

Played 46 games (36 starts) at South Florida ... Started all 12 games at center as a senior in 2014, earning team's Offensive Lineman Award and Tough Man Award ... Started 12 games as a junior in 2013 ... Started 12 games as a sophomore in 2012.

PERSONAL

Played right tackle on offense and three technique defensive tackle at Lakewood Ranch (Fla.) High School.

Earned two bachelor's degrees in communications and public health from South Florida.

AUSTIN REITER - NFL REGULAR SEASON STATISTICS

DATE TEAM GP GS

2015 Redskins 0 0

2016 Redskins 0 0

Went from **Redskins** to **Browns**.

2016 Browns 1 1

2017 Browns 16 0

2018 Chiefs 7 4

NFL TOTALS 24 5

2015 GAME-BY-GAME REGULAR SEASON STATISTICS (REDSKINS)

DATE	OPPONENT	P/S	W/L	SCORE
09/13	DOLPHINS	NOT ON ROSTER	L	10-17
09/20	RAMS	NOT ON ROSTER	W	24-10
09/24	at Giants	NOT ON ROSTER	L	21-32
10/04	EAGLES	PRACTICE SQUAD	W	23-20
10/11	at Falcons	PRACTICE SQUAD	L	19-25+
10/18	at Jets	PRACTICE SQUAD	L	20-34
10/25	BUCCANEERS	PRACTICE SQUAD	W	31-30
11/08	at Patriots	PRACTICE SQUAD	L	10-27
11/15	SAINTS	PRACTICE SQUAD	W	47-14
11/22	at Panthers	PRACTICE SQUAD	L	16-44
11/29	GIANTS	PRACTICE SQUAD	W	20-14
12/07	COWBOYS	PRACTICE SQUAD	L	16-19
12/13	at Bears	PRACTICE SQUAD	W	24-21
12/20	BILLS	PRACTICE SQUAD	W	35-25
12/26	at Eagles	PRACTICE SQUAD	W	38-24
01/03	at Cowboys	PRACTICE SQUAD	W	34-23
2015 TOTALS			0-0	9-7

+ - Overtime

2016 GAME-BY-GAME REGULAR SEASON STATISTICS (REDSKINS/BROWNS)

DATE	OPPONENT	P/S	W/L	SCORE
09/12	STEELERS	INACTIVE	L	16-38
09/18	COWBOYS	PRACTICE SQUAD	L	23-27
		Went from Redskins to Browns .		
09/25	at Dolphins	INACTIVE	L	24-30+
10/02	at Redskins	S	L	20-31
10/09	PATRIOTS	INACTIVE	L	13-33
10/16	at Titans	RESERVE/INJURED	L	26-28
10/23	at Bengals	RESERVE/INJURED	L	17-31
10/30	JETS	RESERVE/INJURED	L	28-31
11/06	COWBOYS	RESERVE/INJURED	L	10-35
11/10	at Ravens	RESERVE/INJURED	L	7-28
11/20	STEELERS	RESERVE/INJURED	L	9-24
11/27	GIANTS	RESERVE/INJURED	L	13-27
12/11	BENGALS	RESERVE/INJURED	L	10-23
12/18	at Bills	RESERVE/INJURED	L	13-33
12/24	CHARGERS	RESERVE/INJURED	W	20-17
01/01	at Steelers	RESERVE/INJURED	L	24-27+
2016 TOTALS			1-1	1-15

+ - Overtime

2017 GAME-BY-GAME REGULAR SEASON STATISTICS (BROWNS)

DATE	OPPONENT	P/S	W/L	SCORE
09/10	STEELERS	P	L	18-21
09/17	at Ravens	P	L	10-24
09/24	at Colts	P	L	28-31
10/01	BENGALS	P	L	7-31
10/08	JETS	P	L	14-17
10/15	at Texans	P	L	17-33
10/22	TITANS	P	L	9-12+
10/29	VIKINGS	P	L	16-33
11/12	at Lions	P	L	24-38
11/19	JAGUARS	P	L	7-19
11/26	at Bengals	P	L	16-30
12/03	at Chargers	P	L	10-19
12/10	PACKERS	P	L	21-27+
12/17	RAVENS	P	L	10-27
12/24	at Bears	P	L	3-20
12/31	at Steelers	P	L	24-28
2017 TOTALS			16-0	0-16

+ - Overtime

2018 GAME-BY-GAME REGULAR SEASON STATISTICS (CHIEFS)

DATE	OPPONENT	P/S		W/L	SCORE
09/09	at Chargers		INACTIVE	W	38-28
09/16	at Steelers		INACTIVE	W	42-37
09/23	49ERS		INACTIVE	W	38-27
10/01	at Broncos		INACTIVE	W	27-23
10/07	JAGUARS		INACTIVE	W	30-14
10/14	at Patriots	P		L	40-43
10/21	BENGALS	P		W	45-10
10/28	BRONCOS	S		W	30-23
11/04	at Browns	S		W	37-21
11/11	CARDINALS	S		W	26-14
11/19	at Rams	S		L	51-54
12/02	at Raiders	P		W	40-33
2018 TOTALS	7-4			10-2	



DEMARCUS ROBINSON

WIDE RECEIVER

11



3RD SEASON

3RD YEAR WITH THE CHIEFS

COLLEGE: FLORIDA

BIRTHDAY
09/21/94

HEIGHT
6'1"

WEIGHT
203

ACQUIRED
D4c-16

Third-year wide receiver enters his third season with the Chiefs in 2018.

Transactions:

Originally entered the NFL as the fourth round (126th overall) pick of the Chiefs in the 2016 NFL Draft.

COLLEGE

Appeared in 32 games (20 starts), catching 106 passes for 1,355 yards (12.8 avg.) and nine TDs ... During the 2014 season had the best season by a Gator receiver since 2009, totaling 53 catches for 810 yards and seven touchdowns ... Ranked fifth in the SEC averaging 67.5 receiving yards per game in 2014 ... Named the Offensive Player of the Game against Kentucky (9/13/14) after tying the school record for receptions in a game (15, tying Carlos Alvarez vs. Miami, 1969) and racking up 216 yards, fourth-most in school history, with two touchdowns ... Just the second player in school history to have 200 receiving yards against a conference opponent.

PERSONAL

- Attended Peach County High School in Fort Valley, Ga.
- Named the 2012 Class AAA All-State Team.
- Played in the U.S. Army All-American Bowl.
- Had more 1,000 yards receiving on 53 receptions as a senior.
- Scored 15 TDs as a senior in high school.
- Nephew of former NFL wide receiver Marcus Robinson, who played for the Chicago Bears, Baltimore Ravens and Minnesota Vikings (1997-2007).

DEMARCUS ROBINSON - NFL REGULAR SEASON STATISTICS

DATE	TEAM	GP	GS	RECEIVING					RUSHING				
				NO.	YDS	AVG	LG	TD	NO.	YDS.	AVG.	LG	TD
2016	Chiefs	16	0	0	0	0.0	0	0	0	0	0.0	0	0
2017	Chiefs	16	8	21	212	10.1	33	0	0	0	0.0	0	0
2018	Chiefs	12	2	12	133	11.1	38	1	0	0	0.0	0	0
NFL TOTALS		44	10	33	345	10.5	38	1	0	0	0.0	0	0

DEMARCUS ROBINSON - NFL POSTSEASON STATISTICS

DATE	TEAM	GP	GS	RECEIVING					RUSHING				
				NO.	YDS	AVG	LG	TD	NO.	YDS.	AVG.	LG	TD
2016	Chiefs	1	0	0	0	0.0	0	0	0	0	0.0	0	0
2017	Chiefs	1	1	4	57	14.3	15	1	0	0	0.0	0	0
NFL TOTALS		2	1	4	57	14.3	15	1	0	0	0.0	0	0

DEMARCUS ROBINSON - NFL REGULAR SEASON RETURN STATISTICS

DATE TEAM	KICKOFF RETURNS					PUNT RETURNS					
	RET.	YDS.	AVG.	LG	TD	NO.	FC	YDS	AVG	LG	TD
2016 Chiefs	0	0	0.0	0	0	0	0	0	0.0	0	0
2017 Chiefs	0	0	0.0	0	0	1	1	-4	-4.0	0	0
2018 Chiefs	0	0	0.0	0	0	1	0	0	0.0	0	0
NFL TOTALS	0	0	0.0	0	0	2	1	-4	-2.0	0	0

DEMARCUS ROBINSON - NFL POSTSEASON RETURN STATISTICS

DATE TEAM	KICKOFF RETURNS					PUNT RETURNS					
	RET.	YDS.	AVG.	LG	TD	NO.	FC	YDS	AVG	LG	TD
2016 Chiefs	0	0	0.0	0	0	0	0	0	0.0	0	0
2017 Chiefs	0	0	0.0	0	0	0	0	0	0.0	0	0
NFL TOTALS	0	0	0.0	0	0	0	0	0	0.0	0	0

SINGLE-GAME HIGHS: RUSHING/RECEIVING

Receptions	5 at Oakland Raiders, Oct 19, 2017 4 at Denver Broncos, Dec 31, 2017 3 vs. Arizona Cardinals, Nov 11, 2018 2 vs. Cincinnati Bengals, Oct 21, 2018 2 at Denver Broncos, Oct 01, 2018 ...4 more at 2.	Fair Catches 1 at Denver Broncos, Dec 31, 2017 Special Teams Tackles 1 at Los Angeles Rams, Nov 19, 2018 1 at Carolina Panthers, Nov 13, 2016 1 at Indianapolis Colts, Oct 30, 2016 ...2 more at 1.
Receiving Yards	69 at Oakland Raiders, Oct 19, 2017 38 at Oakland Raiders, Dec 02, 2018 31 at Denver Broncos, Oct 01, 2018 31 at Denver Broncos, Dec 31, 2017 30 vs. Arizona Cardinals, Nov 11, 2018	Miscellaneous Tackles 1 at New York Giants, Nov 19, 2017 Most TDs 1 at Pittsburgh Steelers, Sep 16, 2018
Longest Receptions	38 at Oakland Raiders, Dec 02, 2018 33 at Oakland Raiders, Oct 19, 2017 23 at Denver Broncos, Oct 01, 2018 17 vs. Arizona Cardinals, Nov 11, 2018 16 at Oakland Raiders, Oct 19, 2017 ...2 more at 16.	
Receiving TDs	1 at Pittsburgh Steelers, Sep 16, 2018	
All-purpose yards	69 at Oakland Raiders, Oct 19, 2017 38 at Oakland Raiders, Dec 02, 2018 31 at Denver Broncos, Oct 01, 2018 30 vs. Arizona Cardinals, Nov 11, 2018 27 at Denver Broncos, Dec 31, 2017	

SINGLE-GAME HIGHS - POSTSEASON: RUSHING/RECEIVING

Receptions	4 vs. Tennessee Titans, Jan 06, 2018	Receiving TDs	1 vs. Tennessee Titans, Jan 06, 2018
Receiving Yards	57 vs. Tennessee Titans, Jan 06, 2018	All-purpose yards	57 vs. Tennessee Titans, Jan 06, 2018
Longest Receptions	15 vs. Tennessee Titans, Jan 06, 2018 15 vs. Tennessee Titans, Jan 06, 2018 14 vs. Tennessee Titans, Jan 06, 2018 13 vs. Tennessee Titans, Jan 06, 2018	Most TDs	1 vs. Tennessee Titans, Jan 06, 2018

2016 GAME-BY-GAME REGULAR SEASON STATISTICS (CHIEFS)

DATE	OPPONENT	P/S	RECEIVING				RUSHING				W/L	SCORE
			NO	YDS	LG	TD	ATT	YDS	LG	TD		
09/11	CHARGERS	P	0	0	0	0	0	0	0	0	W	33-27+
09/18	at Texans	P	0	0	0	0	0	0	0	0	L	12-19
09/25	JETS	P	0	0	0	0	0	0	0	0	W	24-3
10/02	at Steelers	P	0	0	0	0	0	0	0	0	L	14-43
10/16	at Raiders	P	0	0	0	0	0	0	0	0	W	26-10
10/23	SAINTS	P	0	0	0	0	0	0	0	0	W	27-21
10/30	at Colts	P	0	0	0	0	0	0	0	0	W	30-14
11/06	JAGUARS	P	0	0	0	0	0	0	0	0	W	19-14
11/13	at Panthers	P	0	0	0	0	0	0	0	0	W	20-17
11/20	BUCCANEERS	P	0	0	0	0	0	0	0	0	L	17-19
11/27	at Broncos	P	0	0	0	0	0	0	0	0	W	30-27+
12/04	at Falcons	P	0	0	0	0	0	0	0	0	W	29-28
12/08	RAIDERS	P	0	0	0	0	0	0	0	0	W	21-13
12/18	TITANS	P	0	0	0	0	0	0	0	0	L	17-19
12/25	BRONCOS	P	0	0	0	0	0	0	0	0	W	33-10
01/01	at Chargers	P	0	0	0	0	0	0	0	0	W	37-27
2016 TOTALS		16-0	0	0	0	0	0	0	0	0	12-4	

+ - Overtime

2017 GAME-BY-GAME REGULAR SEASON STATISTICS (CHIEFS)

DATE	OPPONENT	P/S	RECEIVING				RUSHING				W/L	SCORE
			NO	YDS	LG	TD	ATT	YDS	LG	TD		
09/07	at Patriots	P	0	0	0	0	0	0	0	0	W	42-27
09/17	EAGLES	P	0	0	0	0	0	0	0	0	W	27-20
09/24	at Chargers	P	2	9	7	0	0	0	0	0	W	24-10
10/02	REDSKINS	P	0	0	0	0	0	0	0	0	W	29-20
10/08	at Texans	P	1	16	16	0	0	0	0	0	W	42-34
10/15	STEELERS	S	1	16	16	0	0	0	0	0	L	13-19
10/19	at Raiders	S	5	69	33	0	0	0	0	0	L	30-31
10/30	BRONCOS	P	1	5	5	0	0	0	0	0	W	29-19
11/05	at Cowboys	S	2	18	10	0	0	0	0	0	L	17-28
11/19	at Giants	S	1	7	7	0	0	0	0	0	L	9-12+
11/26	BILLS	S	2	24	15	0	0	0	0	0	L	10-16
12/03	at Jets	S	2	17	10	0	0	0	0	0	L	31-38
12/10	RAIDERS	P	0	0	0	0	0	0	0	0	W	26-15
12/16	CHARGERS	P	0	0	0	0	0	0	0	0	W	30-13
12/24	DOLPHINS	S	0	0	0	0	0	0	0	0	W	29-13
12/31	at Broncos	S	4	31	12	0	0	0	0	0	W	27-24
2017 TOTALS		16-8	21	212	33	0	0	0	0	0	10-6	

+ - Overtime

2018 GAME-BY-GAME REGULAR SEASON STATISTICS (CHIEFS)

DATE	OPPONENT	P/S	RECEIVING				RUSHING				W/L	SCORE
			NO	YDS	LG	TD	ATT	YDS	LG	TD		
09/09	at Chargers	P	0	0	0	0	0	0	0	0	W	38-28
09/16	at Steelers	P	1	3	3t	1	0	0	0	0	W	42-37
09/23	49ERS	P	0	0	0	0	0	0	0	0	W	38-27
10/01	at Broncos	P	2	31	23	0	0	0	0	0	W	27-23
10/07	JAGUARS	P	0	0	0	0	0	0	0	0	W	30-14
10/14	at Patriots	P	0	0	0	0	0	0	0	0	L	40-43
10/21	BENGALS	P	2	13	9	0	0	0	0	0	W	45-10
10/28	BRONCOS	P	1	1	1	0	0	0	0	0	W	30-23
11/04	at Browns	P	1	3	3	0	0	0	0	0	W	37-21
11/11	CARDINALS	S	3	30	17	0	0	0	0	0	W	26-14
11/19	at Rams	P	1	14	14	0	0	0	0	0	L	51-54
12/02	at Raiders	S	1	38	38	0	0	0	0	0	W	40-33
2018 TOTALS		12-2	12	133	38	1	0	0	0	0	10-2	

2016 GAME-BY-GAME POSTSEASON STATISTICS (CHIEFS)

DATE	OPPONENT	P/S	RECEIVING				RUSHING				W/L	SCORE
			NO	YDS	LG	TD	ATT	YDS	LG	TD		
01/15	STEELERS	P	0	0	0	0	0	0	0	0	L	16-18
2016 TOTALS	1-0		0	0	0	0	0	0	0	0	0-1	

2017 GAME-BY-GAME POSTSEASON STATISTICS (CHIEFS)

DATE	OPPONENT	P/S	RECEIVING				RUSHING				W/L	SCORE
			NO	YDS	LG	TD	ATT	YDS	LG	TD		
01/06	TITANS	S	4	57	15	1	0	0	0	0	L	21-22
2017 TOTALS	1-1		4	57	15	1	0	0	0	0	0-1	



ORLANDO SCANDRICK

CORNERBACK

22



11TH SEASON

1ST YEAR WITH THE CHIEFS

COLLEGE: BOISE STATE

BIRTHDAY
02/10/87

HEIGHT
5'10"

WEIGHT
196

ACQUIRED
FA-18

11th-year cornerback enters his first season with the Chiefs in 2018.

Recorded first interception with the Chiefs, ninth of his career in Week 5 vs. Jacksonville (10/7/18).

During the 2008-17 seasons appeared in 125 games (69 starts) making 391 tackles (347 solo), 11.5 sacks, 27 tackles for loss, eight interceptions, 63 passes defended and eight forced fumbles with the Dallas Cowboys.

Spent the 2015 season on injured reserve with a knee injury.

Made his first NFL start at Arizona (10/12/08) as the

team's third corner and recorded two tackles.

Transactions:

Signed by Kansas City (8/19/18) ... Released by Washington (8/14/18) ... Signed by Washington (3/19/18) ... Released by Dallas (3/17/18) ... Signed one-year extension with Dallas through 2019 (5/22/15) ... Signed two-year extension with Dallas through 2018 (12/13/13) ... Signed five-year contract extension with Dalls through 2015 (8/24/11) ... Signed with Dallas (7/23/18) ... Originally entered the NFL as a fifth-round pick (143rd overall) by the Dallas Cowboys in the 2008 NFL Draft.

COLLEGE

Started 38 of the 39 games he played at Boise State and recorded 152 tackles, 3.5 sacks, 12.5 tackles for loss with five forced fumbles ... Led the secondary in his final season at Boise State, helping the squad improve from the 45th ranked defense in 2006 to 26th in 2007 ... Left with a school-record seven blocked kicks, including the single-season record with four in 2007 ... As a junior started all 13 games at left cornerback and finished with 50 tackles - three behind the line - and two forced fumbles, two interceptions and seven pass deflections ... Started all 13 games in 2006 and finished the season fourth in tackles (52) along with 6.5 tackles for loss, 2.0 sacks, six pass breakups, two forced fumbles and an interception ... Named a second-team Freshman All-America by Scout.com and honorable mention Freshman All-America by The Sporting News, starting 12 of the school's 13 games as a true freshman ... Finished his freshman year seventh on the team with 50 tackles to go along with three tackles for loss, 1.0 sack, 11 pass deflections, a forced fumble and an interception he returned for a 50-yard touchdown.

PERSONAL

- Was a standout two-way player at Los Alamitos (Calif.) High School, playing wide receiver and defensive back.
- Also returned kicks and was named to the first-team Long Beach Dream Team and first-team All-Sunset League.
- Caught 52 passes for 832 yards and 12 touchdowns along with 54 tackles and three interceptions and 22 kickoff returns for 1,024 yards and a touchdown as a senior.
- Earned his degree in communications from Boise State.

ORLANDO SCANDRICK - NFL REGULAR SEASON STATISTICS

		TACKLES								INTERCEPTIONS				O. FUMB				ST				MISC				
DATE	TEAM	GP	GS	TK	S	A	TFL	YDS	SK	YDS	QBH	NO	YDS	LG	TD	PD	FF	FR	YDS	TK	S	A	FF	FR	S	A
2008	Cowboys	16	2	27	26	1	1	0	1.0	9.0	1	0	0	0	0	4	0	0	0	9	9	0	0	0	0	0
2009	Cowboys	16	4	46	43	3	1	0	1.0	10.0	1	1	0	0	0	9	2	1	15	5	5	0	0	0	0	0
2010	Cowboys	16	3	45	40	5	7	0	2.5	22.0	3	1	40	40t	1	9	0	0	0	1	1	0	0	0	0	0
2011	Cowboys	13	7	49	42	7	4	0	2.0	14.0	4	1	0	0	0	5	0	0	0	0	0	0	0	0	0	0
2012	Cowboys	11	3	21	16	5	2	0	0.0	0.0	0	0	0	0	0	4	0	0	0	0	0	0	0	0	0	0
2013	Cowboys	16	15	64	59	5	4	14	2.0	12.0	2	2	0	0	0	12	1	0	0	0	0	0	0	0	0	0
2014	Cowboys	14	14	55	50	5	2	7	1.0	0.0	1	2	2	2	0	9	2	0	0	0	0	0	0	0	0	0
2015	Cowboys	0	0	0	0	0	0	0	0.0	0.0	0	0	0	0	0	0	0	0	0	0	0	0	0	0	0	0
2016	Cowboys	12	10	46	39	7	2	3	2.0	2.0	2	1	0	0	0	8	3	0	0	0	0	0	0	0	0	0
2017	Cowboys	11	11	38	32	6	4	28	0.0	0.0	1	0	0	0	0	3	0	0	0	0	0	0	0	0	0	0
2018	Chiefs	12	6	38	34	4	0	0	0.0	0.0	0	1	0	0	0	12	0	0	0	0	0	0	0	0	0	0
NFL TOTALS		137	75	429	381	48	27	52	11.5	69.0	15	9	42	40t	1	75	8	1	15	15	15	0	0	0	0	0

ORLANDO SCANDRICK - NFL POSTSEASON STATISTICS

		TACKLES									INTERCEPTIONS					O. FUMB				ST				MISC			
DATE	TEAM	GP	GS	TK	S	A	TFL	YDS	SK	YDS	QBH	NO	YDS	LG	TD	PD	FF	FR	YDS	TK	S	A	FF	FR	S	A	
2009	Cowboys	2	1	4	4	0	0	0	0.0	0.0	0	0	0	0	0	0	0	0	0	0	0	0	0	0	0	0	
2014	Cowboys	2	2	8	6	2	0	0	0.0	0.0	0	0	0	0	0	0	0	0	0	0	0	0	0	0	0	0	
2016	Cowboys	1	1	3	3	0	1	9	1.0	9.0	1	0	0	0	0	0	0	0	0	0	0	0	0	0	0	0	
NFL TOTALS		5	4	15	13	2	1	9	1.0	9.0	1	0	0	0	0	0	0	0	0	0	0	0	0	0	0	0	

SINGLE-GAME HIGHS: DEFENSIVE

Total Tackles	9 at Oakland Raiders, Dec 02, 2018 9 at Chicago Bears, Dec 04, 2014 8 at Washington Redskins, Oct 29, 2017 7 at Minnesota Vikings, Dec 01, 2016 7 vs. New Orleans Saints, Sep 28, 2014 ...4 more at 7.	Tackles For Loss	2 at Washington Redskins, Oct 29, 2017 2 at Philadelphia Eagles, Nov 11, 2012 2 vs. Philadelphia Eagles, Dec 12, 2010 ...1 more at 2.
Sacks	1.0 vs. Philadelphia Eagles, Oct 30, 2016 1.0 vs. New York Giants, Sep 11, 2016 1.0 vs. Indianapolis Colts, Dec 21, 2014 ...8 more at 1.0.	Interceptions	1 vs. Jacksonville Jaguars, Oct 07, 2018 1 vs. Tampa Bay Buccaneers, Dec 18, 2016 1 at Chicago Bears, Dec 04, 2014 ...6 more at 1.
Passes Defensed	4 vs. Jacksonville Jaguars, Oct 07, 2018 4 vs. Minnesota Vikings, Nov 03, 2013 3 vs. Tampa Bay Buccaneers, Dec 18, 2016 3 vs. Detroit Lions, Nov 21, 2010 2 vs. Detroit Lions, Dec 26, 2016 ...8 more at 2.	Interception Return Yards	40 at Indianapolis Colts, Dec 05, 2010 2 vs. Houston Texans, Oct 05, 2014
Forced Fumbles	2 at Washington Redskins, Dec 27, 2009 1 vs. Detroit Lions, Dec 26, 2016 1 at New York Giants, Dec 11, 2016 1 vs. New York Giants, Sep 11, 2016 ...3 more at 1.	Special Teams Tackles	2 at Washington Redskins, Nov 16, 2008 2 at Los Angeles Rams, Oct 19, 2008 2 at Green Bay Packers, Sep 21, 2008 1 vs. Detroit Lions, Nov 21, 2010 ...8 more at 1.
Fumble Recoveries	1 vs. Seattle Seahawks, Nov 01, 2009		

SINGLE-GAME HIGHS - POSTSEASON: DEFENSIVE

Total Tackles	5 vs. Detroit Lions, Jan 04, 2015 3 vs. Green Bay Packers, Jan 15, 2017 3 at Green Bay Packers, Jan 11, 2015 2 at Minnesota Vikings, Jan 17, 2010 2 vs. Philadelphia Eagles, Jan 09, 2010	Tackles For Loss	1 vs. Green Bay Packers, Jan 15, 2017
Sacks	1.0 vs. Green Bay Packers, Jan 15, 2017		

2008 GAME-BY-GAME REGULAR SEASON STATISTICS (COWBOYS)

		TACKLES							INTERCEPTIONS				O. FUMB			ST				MISC						
DATE	OPPONENT	TK	S	A	SK	YDS	TFL	YDS	QBH	NO	YDS	LG	TD	PD	FF	FR	YDS	TK	S	A	FF	FR	S	A	W/L	SCORE
09/07	at Browns	P	0	0	0	0.0	0.0	0	0	0	0	0	0	0	0	0	0	0	0	0	0	0	0	0	W	28-10
09/15	EAGLES	P	0	0	0	0.0	0.0	0	0	0	0	0	0	0	0	0	0	1	1	0	0	0	0	0	W	41-37
09/21	at Packers	P	0	0	0	0.0	0.0	0	0	0	0	0	0	0	0	0	0	2	2	0	0	0	0	0	W	27-16
09/28	REDSKINS	P	0	0	0	0.0	0.0	0	0	0	0	0	0	0	0	0	0	0	0	0	0	0	0	0	L	24-26
10/05	BENGALS	P	4	4	0	0.0	0.0	0	0	0	0	0	0	0	0	0	0	0	0	0	0	0	0	0	W	31-22
10/12	at Cardinals	P	2	2	0	0.0	0.0	0	0	0	0	0	0	0	0	0	0	1	1	0	0	0	0	0	L	24-30+
10/19	at Rams	P	1	1	0	0.0	0.0	0	0	0	0	0	0	0	0	0	0	2	2	0	0	0	0	0	L	14-34
10/26	BUCCANEERS	P	5	5	0	0.0	0.0	0	0	0	0	0	0	0	0	0	0	0	0	0	0	0	0	0	W	13-9
11/02	at Giants	P	2	2	0	0.0	0.0	0	0	0	0	0	0	0	0	0	0	0	0	0	0	0	0	0	L	14-35
11/16	at Redskins	P	2	1	1	0.0	0.0	0	0	0	0	0	0	1	0	0	0	2	2	0	0	0	0	0	W	14-10
11/23	49ERS	S	0	0	0	0.0	0.0	0	0	0	0	0	0	1	0	0	0	0	0	0	0	0	0	0	W	35-22
11/27	SEAHAWKS	S	6	6	0	0.0	0.0	0	0	0	0	0	0	1	0	0	0	0	0	0	0	0	0	0	W	34-9
12/07	at Steelers	P	1	1	0	1.0	9.0	1	0	1	0	0	0	0	0	0	0	1	1	0	0	0	0	0	L	13-20
12/14	GIANTS	P	4	4	0	0.0	0.0	0	0	0	0	0	0	1	0	0	0	0	0	0	0	0	0	0	W	20-8
12/20	RAVENS	P	0	0	0	0.0	0.0	0	0	0	0	0	0	0	0	0	0	0	0	0	0	0	0	0	L	24-33
12/28	at Eagles	P	0	0	0	0.0	0.0	0	0	0	0	0	0	0	0	0	0	0	0	0	0	0	0	0	L	6-44
2008 TOTALS		16-2	27	26	1	1.0	9.0	1	0	1	0	0	0	4	0	0	0	9	9	0	0	0	0	0	9-7	

+ - Overtime

2009 GAME-BY-GAME REGULAR SEASON STATISTICS (COWBOYS)

		TACKLES							INTERCEPTIONS					O. FUMB			ST				MISC					
DATE OPPONENT		TK	S	A	SK	YDS	TFL	YDS	QBH	NO	YDS	LG	TD	PD	FF	FR	YDS	TK	S	A	FF	FR	S	A	W/L	SCORE
09/13 at Buccaneers	P	2	2	0	0.0	0.0	0	0	0	0	0	0	0	0	0	0	0	0	0	0	0	0	0	0	W	34-21
09/20 GIANTS	S	6	6	0	0.0	0.0	0	0	0	0	0	0	0	2	0	0	0	0	0	0	0	0	0	0	L	31-33
09/28 PANTHERS	P	2	2	0	0.0	0.0	0	0	0	0	0	0	0	0	0	0	0	1	1	0	0	0	0	0	W	21-7
10/04 at Broncos	P	3	3	0	0.0	0.0	0	0	0	0	0	0	0	0	0	0	0	0	0	0	0	0	0	0	L	10-17
10/11 at Chiefs	P	1	1	0	0.0	0.0	0	0	0	0	0	0	0	0	0	0	0	0	0	0	0	0	0	0	W	26-20+
10/25 FALCONS	P	4	2	2	0.0	0.0	0	0	0	1	0	0	0	2	0	0	0	0	0	0	0	0	0	0	W	37-21
11/01 SEAHAWKS	P	1	1	0	0.0	0.0	0	0	0	0	0	0	0	2	0	1	15	0	0	0	0	0	0	0	W	38-17
11/08 at Eagles	S	0	0	0	0.0	0.0	0	0	0	0	0	0	0	0	0	0	0	0	0	0	0	0	0	0	W	20-16
11/15 at Packers	P	2	2	0	0.0	0.0	0	0	0	0	0	0	0	0	0	0	0	0	0	0	0	0	0	0	L	7-17
11/22 REDSKINS	P	6	5	1	0.0	0.0	0	0	0	0	0	0	0	1	0	0	0	0	0	0	0	0	0	0	W	7-6
11/26 RAIDERS	S	2	2	0	0.0	0.0	0	0	0	0	0	0	0	1	0	0	0	0	0	0	0	0	0	0	W	24-7
12/06 at Giants	P	3	3	0	0.0	0.0	0	0	0	0	0	0	0	0	0	0	0	0	0	0	0	0	0	0	L	24-31
12/13 CHARGERS	P	0	0	0	0.0	0.0	0	0	0	0	0	0	0	0	0	0	0	1	1	0	0	0	0	0	L	17-20
12/19 at Saints	P	7	7	0	0.0	0.0	0	0	0	0	0	0	0	0	0	0	0	1	1	0	0	0	0	0	W	24-17
12/27 at Redskins	P	4	4	0	1.0	10.0	1	0	1	0	0	0	0	1	2	0	0	1	1	0	0	0	0	0	W	17-0
01/03 EAGLES	S	3	3	0	0.0	0.0	0	0	0	0	0	0	0	0	0	0	0	1	1	0	0	0	0	0	W	24-0
2009 TOTALS		16-4	46	43	3	1.0	10.0	1	0	1	1	0	0	9	2	1	15	55	0	0	0	0	0	0	11-5	

+ - Overtime

2010 GAME-BY-GAME REGULAR SEASON STATISTICS (COWBOYS)

		TACKLES							INTERCEPTIONS				O. FUMB			ST				MISC						
DATE OPPONENT		TK	S	A	SK	YDS	TFL	YDS	QBH	NO	YDS	LG	TD	PD	FF	FR	YDS	TK	S	A	FF	FR	S	A	W/L	SCORE
09/12 at Redskins	P	2	2	0	0.0	0.0	0	0	0	0	0	0	0	0	0	0	0	0	0	0	0	0	0	0	L	7-13
09/19 BEARS	P	3	3	0	0.0	0.0	0	0	0	0	0	0	0	0	0	0	0	0	0	0	0	0	0	0	L	20-27
09/26 at Texans	S	4	4	0	0.0	0.0	1	0	0	0	0	0	0	0	0	0	0	0	0	0	0	0	0	0	W	27-13
10/10 TITANS	P	0	0	0	0.0	0.0	0	0	0	0	0	0	0	1	0	0	0	0	0	0	0	0	0	0	L	27-34
10/17 at Vikings	P	3	2	1	0.0	0.0	0	0	0	0	0	0	0	0	0	0	0	0	0	0	0	0	0	0	L	21-24
10/25 GIANTS	P	1	1	0	0.0	0.0	0	0	0	0	0	0	0	0	0	0	0	0	0	0	0	0	0	0	L	35-41
10/31 JAGUARS	P	1	1	0	0.0	0.0	0	0	0	0	0	0	0	0	0	0	0	0	0	0	0	0	0	0	L	17-35
11/07 at Packers	S	4	2	2	0.5	6.0	0	0	1	0	0	0	0	0	0	0	0	0	0	0	0	0	0	0	L	7-45
11/14 at Giants	P	6	6	0	0.0	0.0	0	0	0	0	0	0	0	1	0	0	0	0	0	0	0	0	0	0	W	33-20
11/21 LIONS	P	5	5	0	0.0	0.0	2	0	0	0	0	0	0	3	0	0	0	1	1	0	0	0	0	0	W	35-19
11/25 SAINTS	P	3	3	0	0.0	0.0	0	0	0	0	0	0	0	1	0	0	0	0	0	0	0	0	0	0	L	27-30
12/05 at Colts	S	1	0	1	0.0	0.0	0	0	0	1	40	40	1	1	0	0	0	0	0	0	0	0	0	0	W	38-35+
12/12 EAGLES	P	4	4	0	1.0	6.0	2	0	1	0	0	0	0	0	0	0	0	0	0	0	0	0	0	0	L	27-30
12/19 REDSKINS	P	3	2	1	1.0	10.0	1	0	1	0	0	0	0	1	0	0	0	0	0	0	0	0	0	0	W	33-30
12/25 at Cardinals	P	3	3	0	0.0	0.0	0	0	0	0	0	0	0	0	0	0	0	0	0	0	0	0	0	0	L	26-27
01/02 at Eagles	P	2	2	0	0.0	0.0	1	0	0	0	0	0	0	1	0	0	0	0	0	0	0	0	0	0	W	14-13
2010 TOTALS	16-3	45	40	5	2.5	22.0	7	0	3	1	40	40t	1	9	0	0	0	1	1	0	0	0	0	0	6-10	

+ - Overtime

2011 GAME-BY-GAME REGULAR SEASON STATISTICS (COWBOYS)

DATE OPPONENT		TACKLES							INTERCEPTIONS					O. FUMB			ST				MISC			SCORE		
		TK	S	A	SK	YDS	TFL	YDS	QBH	NO	YDS	LG	TD	PD	FF	FR	YDS	TK	S	A	FF	FR	S		A	W/L
09/11 at Jets	S	1	1	0	0.0	0.0	0	0	0	0	0	0	0	0	0	0	0	0	0	0	0	0	0	L	24-27	
09/18 at 49ers										INACTIVE															W	27-24+
09/26 REDSKINS										INACTIVE															W	18-16
10/02 LIONS										INACTIVE															L	30-34
10/16 at Patriots	P	6	5	1	0.0	0.0	0	0	0	0	0	0	0	1	0	0	0	0	0	0	0	0	0	L	16-20	
10/23 RAMS	P	1	1	0	0.0	0.0	1	0	0	0	0	0	0	0	0	0	0	0	0	0	0	0	0	W	34-7	
10/30 at Eagles	S	5	4	1	0.0	0.0	0	0	0	0	0	0	0	0	0	0	0	0	0	0	0	0	0	L	7-34	
11/06 SEAHAWKS	S	7	7	0	0.0	0.0	1	0	0	0	0	0	0	0	0	0	0	0	0	0	0	0	0	W	23-13	
11/13 BILLS	S	2	1	1	0.0	0.0	0	0	1	0	0	0	0	0	0	0	0	0	0	0	0	0	0	W	44-7	
11/20 at Redskins	S	1	1	0	0.0	0.0	0	0	0	1	0	0	0	1	0	0	0	0	0	0	0	0	0	W	27-24+	
11/24 DOLPHINS	S	7	6	1	1.0	10.0	1	0	1	0	0	0	0	1	0	0	0	0	0	0	0	0	0	W	20-19	
12/04 at Cardinals	P	3	3	0	0.0	0.0	0	0	1	0	0	0	0	1	0	0	0	0	0	0	0	0	0	L	13-19+	
12/11 GIANTS	S	5	4	1	0.0	0.0	0	0	0	0	0	0	0	0	0	0	0	0	0	0	0	0	0	L	34-37	
12/17 at Buccaneers	P	6	5	1	1.0	4.0	1	0	1	0	0	0	0	0	0	0	0	0	0	0	0	0	0	W	31-15	
12/24 EAGLES	P	1	1	0	0.0	0.0	0	0	0	0	0	0	0	1	0	0	0	0	0	0	0	0	0	L	7-20	
01/01 at Giants	P	4	3	1	0.0	0.0	0	0	0	0	0	0	0	0	0	0	0	0	0	0	0	0	0	L	14-31	
2011 TOTALS	13-7	49	42	7	2.0	14.0	4	0	4	1	0	0	0	5	0	0	0	0	0	0	0	0	0	8-8		

+ - Overtime

2012 GAME-BY-GAME REGULAR SEASON STATISTICS (COWBOYS)

DATE OPPONENT		TACKLES							INTERCEPTIONS					O. FUMB			ST				MISC			SCORE			
		TK	S	A	SK	YDS	TFL	YDS	QBH	NO	YDS	LG	TD	PD	FF	FR	YDS	TK	S	A	FF	FR	S		A	W/L	
09/05 at Giants	P	2	2	0	0.0	0.0	0	0	0	0	0	0	0	0	0	0	0	0	0	0	0	0	0	0	W	24-17	
09/16 at Seahawks	P	1	1	0	0.0	0.0	0	0	0	0	0	0	0	0	0	0	0	0	0	0	0	0	0	0	L	7-27	
09/23 BUCCANEERS	S	2	1	1	0.0	0.0	0	0	0	0	0	0	0	0	0	0	0	0	0	0	0	0	0	0	W	16-10	
10/01 BEARS	P	0	0	0	0.0	0.0	0	0	0	0	0	0	0	1	0	0	0	0	0	0	0	0	0	0	L	18-34	
10/14 at Ravens	P	2	2	0	0.0	0.0	0	0	0	0	0	0	0	0	0	0	0	0	0	0	0	0	0	0	L	29-31	
10/21 at Panthers	S	3	1	2	0.0	0.0	0	0	0	0	0	0	0	0	0	0	0	0	0	0	0	0	0	0	W	19-14	
10/28 GIANTS	P	0	0	0	0.0	0.0	0	0	0	0	0	0	0	1	0	0	0	0	0	0	0	0	0	0	L	24-29	
11/04 at Falcons	P	2	2	0	0.0	0.0	0	0	0	0	0	0	0	0	0	0	0	0	0	0	0	0	0	0	L	13-19	
11/11 at Eagles	S	5	5	0	0.0	0.0	2	0	0	0	0	0	0	2	0	0	0	0	0	0	0	0	0	0	W	38-23	
11/18 BROWNS	P	3	2	1	0.0	0.0	0	0	0	0	0	0	0	0	0	0	0	0	0	0	0	0	0	0	W	23-20+	
11/22 REDSKINS	P	1	0	1	0.0	0.0	0	0	0	0	0	0	0	0	0	0	0	0	0	0	0	0	0	0	L	31-38	
12/02 EAGLES										INACTIVE																W	38-33
12/09 at Bengals										RESERVE/INJURED																W	20-19
12/16 STEELERS										RESERVE/INJURED																W	27-24+
12/23 SAINTS										RESERVE/INJURED																L	31-34+
12/30 at Redskins										RESERVE/INJURED																L	18-28
2012 TOTALS	11-3	21	16	5	0.0	0.0	2	0	0	0	0	0	0	4	0	0	0	0	0	0	0	0	0	0	8-8		

+ - Overtime

2013 GAME-BY-GAME REGULAR SEASON STATISTICS (COWBOYS)

		TACKLES							INTERCEPTIONS					O. FUMB			ST				MISC					
DATE	OPPONENT	TK	S	A	SK	YDS	TFL	YDS	QBH	NO	YDS	LG	TD	PD	FF	FR	YDS	TK	S	A	FF	FR	S	A	W/L	SCORE
09/08	GIANTS	P	3	3	0	0.0	0.0	0	0	0	0	0	0	1	0	0	0	0	0	0	0	0	0	0	W	36-31
09/15	at Chiefs	S	4	4	0	0.0	0.0	0	0	0	0	0	0	0	0	0	0	0	0	0	0	0	0	0	L	16-17
09/22	RAMS	S	3	3	0	1.0	6.0	1	6	1	0	0	0	0	0	0	0	0	0	0	0	0	0	0	W	31-7
09/29	at Chargers	S	5	4	1	0.0	0.0	0	0	0	0	0	0	0	0	0	0	0	0	0	0	0	0	0	L	21-30
10/06	BRONCOS	S	3	3	0	0.0	0.0	0	0	0	0	0	0	0	0	0	0	0	0	0	0	0	0	0	L	48-51
10/13	REDSKINS	S	4	4	0	0.0	0.0	0	0	0	1	0	0	0	2	0	0	0	0	0	0	0	0	0	W	31-16
10/20	at Eagles	S	1	1	0	0.0	0.0	1	1	0	0	0	0	0	1	0	0	0	0	0	0	0	0	0	W	17-3
10/27	at Lions	S	4	4	0	0.0	0.0	0	0	0	0	0	0	0	1	0	0	0	0	0	0	0	0	0	L	30-31
11/03	VIKINGS	S	5	5	0	0.0	0.0	0	0	0	1	0	0	0	4	0	0	0	0	0	0	0	0	0	W	27-23
11/10	at Saints	S	7	6	1	0.0	0.0	0	0	0	0	0	0	0	0	0	0	0	0	0	0	0	0	0	L	17-49
11/24	at Giants	S	2	2	0	0.0	0.0	0	0	0	0	0	0	0	0	1	0	0	0	0	0	0	0	0	W	24-21
11/28	RAIDERS	S	4	3	1	0.0	0.0	0	0	0	0	0	0	0	1	0	0	0	0	0	0	0	0	0	W	31-24
12/09	at Bears	S	5	5	0	0.0	0.0	0	0	0	0	0	0	0	1	0	0	0	0	0	0	0	0	0	L	28-45
12/15	PACKERS	S	6	4	2	1.0	6.0	1	6	1	0	0	0	0	0	0	0	0	0	0	0	0	0	0	L	36-37
12/22	at Redskins	S	5	5	0	0.0	0.0	0	0	0	0	0	0	0	1	0	0	0	0	0	0	0	0	0	W	24-23
12/29	EAGLES	S	3	3	0	0.0	0.0	1	1	0	0	0	0	0	0	0	0	0	0	0	0	0	0	0	L	22-24
2013 TOTALS		16-15	64	59	5	2.0	12.0	4	14	2	2	0	0	0	12	1	0	0	0	0	0	0	0	0	8-8	

2014 GAME-BY-GAME REGULAR SEASON STATISTICS (COWBOYS)

DATE OPPONENT		TACKLES							INTERCEPTIONS				O. FUMB			ST				MISC		W/L	SCORE			
		TK	S	A	SK	YDS	TFL	YDS	QBH	NO	YDS	LG	TD	PD	FF	FR	YDS	TK	S	A	FF			FR	S	A
09/07	49ERS	RESERVE/LEAGUE SUSP.																					L	17-28		
09/14	at Titans	RESERVE/LEAGUE SUSP.																					W	26-10		
09/21	at Rams	S	5	4	1	0.0	0.0	0	0	1	0	0	0	0	0	0	0	0	0	0	0	0	0	W	34-31	
09/28	SAINTS	S	7	6	1	0.0	0.0	0	0	0	0	0	0	0	2	0	0	0	0	0	0	0	0	0	W	38-17
10/05	TEXANS	S	0	0	0	0.0	0.0	0	0	0	1	2	2	0	2	0	0	0	0	0	0	0	0	0	W	20-17+
10/12	at Seahawks	S	5	4	1	0.0	0.0	1	1	0	0	0	0	0	0	0	0	0	0	0	0	0	0	0	W	30-23
10/19	GIANTS	S	2	2	0	0.0	0.0	0	0	0	0	0	0	0	0	0	0	0	0	0	0	0	0	0	W	31-21
10/27	REDSKINS	S	4	4	0	0.0	0.0	0	0	0	0	0	0	0	1	0	0	0	0	0	0	0	0	0	L	17-20+
11/02	CARDINALS	S	2	2	0	0.0	0.0	0	0	0	0	0	0	0	0	1	0	0	0	0	0	0	0	0	L	17-28
11/09	at Jaguars	S	1	1	0	0.0	0.0	0	0	0	0	0	0	0	0	1	0	0	0	0	0	0	0	0	W	31-17
11/23	at Giants	S	6	5	1	0.0	0.0	0	0	0	0	0	0	0	0	1	0	0	0	0	0	0	0	0	W	31-28
11/27	EAGLES	S	4	4	0	0.0	0.0	0	0	0	0	0	0	0	0	0	0	0	0	0	0	0	0	0	L	10-33
12/04	at Bears	S	9	9	0	0.0	0.0	1	6	0	1	0	0	0	1	0	0	0	0	0	0	0	0	0	W	41-28
12/14	at Eagles	S	1	1	0	0.0	0.0	0	0	0	0	0	0	0	0	0	0	0	0	0	0	0	0	0	W	38-27
12/21	COLTS	S	6	5	1	1.0	0.0	0	0	0	0	0	0	0	0	1	0	0	0	0	0	0	0	0	W	42-7
12/28	at Redskins	S	3	3	0	0.0	0.0	0	0	0	0	0	0	0	1	0	0	0	0	0	0	0	0	0	W	44-17
2014 TOTALS		14-14	55	50	5	1.0	0.0	2	7	1	2	2	2	0	9	2	0	0	0	0	0	0	0	0	12-4	

+ - Overtime

2015 GAME-BY-GAME REGULAR SEASON STATISTICS (COWBOYS)

DATE OPPONENT	TACKLES								INTERCEPTIONS				O. FUMB			ST				MISC		W/L	SCORE	
	TK	S	A	SK	YDS	TFL	YDS	QBH	NO	YDS	LG	TD	PD	FF	FR	YDS	TK	S	A	FF	FR			S
09/13 GIANTS									RESERVE/INJURED													W	27-26	
09/20 at Eagles									RESERVE/INJURED													W	20-10	
09/27 FALCONS									RESERVE/INJURED													L	28-39	
10/04 at Saints									RESERVE/INJURED													L	20-26+	
10/11 PATRIOTS									RESERVE/INJURED													L	6-30	
10/25 at Giants									RESERVE/INJURED													L	20-27	
11/01 SEAHAWKS									RESERVE/INJURED													L	12-13	
11/08 EAGLES									RESERVE/INJURED													L	27-33+	
11/15 at Buccaneers									RESERVE/INJURED													L	6-10	
11/22 at Dolphins									RESERVE/INJURED													W	24-14	
11/26 PANTHERS									RESERVE/INJURED													L	14-33	
12/07 at Redskins									RESERVE/INJURED													W	19-16	
12/13 at Packers									RESERVE/INJURED													L	7-28	
12/19 JETS									RESERVE/INJURED													L	16-19	
12/27 at Bills									RESERVE/INJURED													L	6-16	
01/03 REDSKINS									RESERVE/INJURED													L	23-34	
2015 TOTALS	0	0	0	0.0	0.0	0	0	0	0	0	0	0	0	0	0	0	0	0	0	0	0	0	0	4-12

+ - Overtime

2016 GAME-BY-GAME REGULAR SEASON STATISTICS (COWBOYS)

		TACKLES							INTERCEPTIONS					O. FUMB			ST				MISC						
DATE OPPONENT		TK	S	A	SK	YDS	TFL	YDS	QBH	NO	YDS	LG	TD	PD	FF	FR	YDS	TK	S	A	FF	FR	S	A	W/L	SCORE	
09/11	GIANTS	S	3	3	0	1.0	0.0	0	0	1	0	0	0	0	0	1	0	0	0	0	0	0	0	0	L	19-20	
09/18	at Redskins	S	4	4	0	0.0	0.0	0	0	0	0	0	0	0	0	0	0	0	0	0	0	0	0	0	W	27-23	
09/25	BEARS									INACTIVE																W	31-17
10/02	at 49ers									INACTIVE																W	24-17
10/09	BENGALS									INACTIVE																W	28-14
10/16	at Packers									INACTIVE																W	30-16
10/30	EAGLES	S	3	3	0	1.0	2.0	1	2	1	0	0	0	0	1	0	0	0	0	0	0	0	0	0	W	29-23+	
11/06	at Browns	S	5	4	1	0.0	0.0	0	0	0	0	0	0	0	0	0	0	0	0	0	0	0	0	0	W	35-10	
11/13	at Steelers	S	5	5	0	0.0	0.0	0	0	0	0	0	0	0	0	0	0	0	0	0	0	0	0	0	W	35-30	
11/20	RAVENS	S	3	2	1	0.0	0.0	0	0	0	0	0	0	0	0	0	0	0	0	0	0	0	0	0	W	27-17	
11/24	REDSKINS	S	3	1	2	0.0	0.0	0	0	0	0	0	0	0	2	0	0	0	0	0	0	0	0	0	W	31-26	
12/01	at Vikings	P	7	6	1	0.0	0.0	0	0	0	0	0	0	0	0	0	0	0	0	0	0	0	0	0	W	17-15	
12/11	at Giants	S	4	4	0	0.0	0.0	1	1	0	0	0	0	0	0	1	0	0	0	0	0	0	0	0	L	7-10	
12/18	BUCCANEERS	P	1	1	0	0.0	0.0	0	0	0	1	0	0	0	3	0	0	0	0	0	0	0	0	0	W	26-20	
12/26	LIONS	S	5	4	1	0.0	0.0	0	0	0	0	0	0	0	2	1	0	0	0	0	0	0	0	0	W	42-21	
01/01	at Eagles	S	3	2	1	0.0	0.0	0	0	0	0	0	0	0	0	0	0	0	0	0	0	0	0	0	L	13-27	
2016 TOTALS		12-10	46	39	7	2.0	2.0	2	3	2	1	0	0	0	8	3	0	0	0	0	0	0	0	0	13-3		

+ - Overtime

2017 GAME-BY-GAME REGULAR SEASON STATISTICS (COWBOYS)

DATE OPPONENT		TACKLES								INTERCEPTIONS					O. FUMB			ST				MISC		W/L	SCORE
		TK	S	A	SK	YDS	TFL	YDS	QBH	NO	YDS	LG	TD	PD	FF	FR	YDS	TK	S	A	FF	FR	S		
09/10	GIANTS	S	2	1	1	0.0	0.0	0	0	0	0	0	0	0	0	0	0	0	0	0	0	0	0	W	19-3
09/17	at Broncos		INACTIVE																				L	17-42	
09/25	at Cardinals	S	2	2	0	0.0	0.0	0	0	0	0	0	0	1	0	0	0	0	0	0	0	0	0	W	28-17
10/01	RAMS	S	4	3	1	0.0	0.0	1	2	0	0	0	0	0	0	0	0	0	0	0	0	0	0	L	30-35
10/08	PACKERS	S	4	4	0	0.0	0.0	0	0	0	0	0	0	1	0	0	0	0	0	0	0	0	0	L	31-35
10/22	at 49ers	S	1	1	0	0.0	0.0	0	0	0	0	0	0	0	0	0	0	0	0	0	0	0	0	W	40-10
10/29	at Redskins	S	8	7	1	0.0	0.0	2	15	0	0	0	0	0	0	0	0	0	0	0	0	0	0	W	33-19
11/05	CHIEFS	S	5	3	2	0.0	0.0	0	0	0	0	0	0	0	0	0	0	0	0	0	0	0	0	W	28-17
11/12	at Falcons	S	4	4	0	0.0	0.0	0	0	0	0	0	0	1	0	0	0	0	0	0	0	0	0	L	7-27
11/19	EAGLES	S	2	2	0	0.0	0.0	0	0	0	0	0	0	0	0	0	0	0	0	0	0	0	0	L	9-37
11/23	CHARGERS	S	6	5	1	0.0	0.0	1	11	1	0	0	0	0	0	0	0	0	0	0	0	0	0	L	6-28
11/30	REDSKINS	S	0	0	0	0.0	0.0	0	0	0	0	0	0	0	0	0	0	0	0	0	0	0	0	W	38-14
12/10	at Giants		INACTIVE																				W	30-10	
12/17	at Raiders		INACTIVE																				W	20-17	
12/24	SEAHAWKS		INACTIVE																				L	12-21	
12/31	at Eagles		INACTIVE																				W	6-0	
2017 TOTALS	11-11		38	32	6	0.0	0.0	4	28	1	0	0	0	0	3	0	0	0	0	0	0	0	0	9-7	

2018 GAME-BY-GAME REGULAR SEASON STATISTICS (CHIEFS)

		TACKLES							INTERCEPTIONS					O. FUMB			ST				MISC					
DATE	OPPONENT	TK	S	A	SK	YDS	TFL	YDS	QBH	NO	YDS	LG	TD	PD	FF	FR	YDS	TK	S	A	FF	FR	S	A	W/L	SCORE
09/09	at Chargers	P	1	1	0	0.0	0.0	0	0	0	0	0	0	0	1	0	0	0	0	0	0	0	0	0	W	38-28
09/16	at Steelers	S	0	0	0	0.0	0.0	0	0	0	0	0	0	0	0	0	0	0	0	0	0	0	0	0	W	42-37
09/23	49ERS	P	2	2	0	0.0	0.0	0	0	0	0	0	0	0	1	0	0	0	0	0	0	0	0	0	W	38-27
10/01	at Broncos	P	5	5	0	0.0	0.0	0	0	0	0	0	0	0	1	0	0	0	0	0	0	0	0	0	W	27-23
10/07	JAGUARS	P	3	3	0	0.0	0.0	0	0	0	1	0	0	0	4	0	0	0	0	0	0	0	0	0	W	30-14
10/14	at Patriots	S	4	3	1	0.0	0.0	0	0	0	0	0	0	0	0	0	0	0	0	0	0	0	0	0	L	40-43
10/21	BENGALS	S	6	5	1	0.0	0.0	0	0	0	0	0	0	0	1	0	0	0	0	0	0	0	0	0	W	45-10
10/28	BRONCOS	P	1	1	0	0.0	0.0	0	0	0	0	0	0	0	1	0	0	0	0	0	0	0	0	0	W	30-23
11/04	at Browns	S	2	2	0	0.0	0.0	0	0	0	0	0	0	0	0	0	0	0	0	0	0	0	0	0	W	37-21
11/11	CARDINALS	P	3	2	1	0.0	0.0	0	0	0	0	0	0	0	1	0	0	0	0	0	0	0	0	0	W	26-14
11/19	at Rams	S	2	2	0	0.0	0.0	0	0	0	0	0	0	0	1	0	0	0	0	0	0	0	0	0	L	51-54
12/02	at Raiders	S	9	8	1	0.0	0.0	0	0	0	0	0	0	0	1	0	0	0	0	0	0	0	0	0	W	40-33
2018 TOTALS		12-6	38	34	4	0.0	0.0	0	0	0	1	0	0	0	12	0	0	0	0	0	0	0	0	0	10-2	

2009 GAME-BY-GAME POSTSEASON STATISTICS (COWBOYS)

		TACKLES							INTERCEPTIONS					O. FUMB			ST					MISC				
DATE OPPONENT		TK	S	A	SK	YDS	TFL	YDS	QBH	NO	YDS	LG	TD	PD	FF	FR	YDS	TK	S	A	FF	FR	S	A	W/L	SCORE
01/09	EAGLES	S	2	2	0	0.0	0.0	0	0	0	0	0	0	0	0	0	0	0	0	0	0	0	0	0	W	34-14
01/17	at Vikings	P	2	2	0	0.0	0.0	0	0	0	0	0	0	0	0	0	0	0	0	0	0	0	0	0	L	3-34
2009 TOTALS		2-1	4	4	0	0.0	0.0	0	0	0	0	0	0	0	0	0	0	0	0	0	0	0	0	0	1-1	

2014 GAME-BY-GAME POSTSEASON STATISTICS (COWBOYS)

		TACKLES							INTERCEPTIONS					O. FUMB			ST					MISC				
DATE OPPONENT		TK	S	A	SK	YDS	TFL	YDS	QBH	NO	YDS	LG	TD	PD	FF	FR	YDS	TK	S	A	FF	FR	S	A	W/L	SCORE
01/04	LIONS	S	5	3	2	0.0	0.0	0	0	0	0	0	0	0	0	0	0	0	0	0	0	0	0	0	W	24-20
01/11	at Packers	S	3	3	0	0.0	0.0	0	0	0	0	0	0	0	0	0	0	0	0	0	0	0	0	0	L	21-26
2014 TOTALS		2-2	8	6	2	0.0	0.0	0	0	0	0	0	0	0	0	0	0	0	0	0	0	0	0	0	1-1	

2016 GAME-BY-GAME POSTSEASON STATISTICS (COWBOYS)

		TACKLES							INTERCEPTIONS					O. FUMB			ST					MISC				
DATE OPPONENT		TK	S	A	SK	YDS	TFL	YDS	QBH	NO	YDS	LG	TD	PD	FF	FR	YDS	TK	S	A	FF	FR	S	A	W/L	SCORE
01/15	PACKERS	S	3	3	0	1.0	9.0	1	9	1	0	0	0	0	0	0	0	0	0	0	0	0	0	0	L	31-34
2016 TOTALS		1-1	3	3	0	1.0	9.0	1	9	1	0	0	0	0	0	0	0	0	0	0	0	0	0	0	0-1	



MITCHELL SCHWARTZ

TACKLE

71



7TH SEASON

3RD YEAR WITH THE CHIEFS

COLLEGE: CALIFORNIA

BIRTHDAY
06/08/89

HEIGHT
6'5"

WEIGHT
320

ACQUIRED
UFA-16

- Seventh-year tackle enters his third season with Kansas City in 2018.
- Schwartz has started all 97 games he has played, not missing a single snap in his NFL career.

Honors:

- Named Second Team Associated Press following the 2017 season.

Career Highlights:

Recorded 100 consecutive starts on October 1, 2018 vs. Denver Broncos.

Transactions:

Signed with Kansas City (3/10/16) ... Originally entered the NFL as Cleveland's second-round pick (37th overall) in the 2012 NFL Draft.

COLLEGE

Started all 51 games he played in at California, starting 35 games at left tackle and 16 at right tackle ... Named to the All-Pac 10 Team as well as Academic All-Conference all four seasons of his collegiate career.

PERSONAL

- Schwartz and his brother, Geoff, became the first pair of Jewish-born brothers to play in the NFL since 1923.
- Attended Palisades Charter High School, playing defensive and offensive tackle.
- Brother, Geoff Schwartz, was drafted by the Carolina Panthers in the seventh round (241st overall) of the 2008 NFL Draft and played for the Panthers (2008-11), Vikings (2012), Chiefs (2013) and Giants (2014-15).

MITCHELL SCHWARTZ - NFL REGULAR SEASON STATISTICS

DATE	TEAM	GP	GS
2012	Browns	16	16
2013	Browns	16	16
2014	Browns	16	16
2015	Browns	16	16
2016	Chiefs	16	16
2017	Chiefs	16	16
2018	Chiefs	12	12
NFL TOTALS		108	108

MITCHELL SCHWARTZ - NFL POSTSEASON STATISTICS

DATE	TEAM	GP	GS
2016	Chiefs	1	1
2017	Chiefs	1	1
NFL TOTALS		2	2

2012 GAME-BY-GAME REGULAR SEASON STATISTICS (BROWNS)

DATE	OPPONENT	P/S	W/L	SCORE
09/09	EAGLES	S	L	16-17
09/16	at Bengals	S	L	27-34
09/23	BILLS	S	L	14-24
09/27	at Ravens	S	L	16-23
10/07	at Giants	S	L	27-41
10/14	BENGALS	S	W	34-24
10/21	at Colts	S	L	13-17
10/28	CHARGERS	S	W	7-6
11/04	RAVENS	S	L	15-25
11/18	at Cowboys	S	L	20-23+
11/25	STEELERS	S	W	20-14
12/02	at Raiders	S	W	20-17
12/09	CHIEFS	S	W	30-7
12/16	REDSKINS	S	L	21-38
12/23	at Broncos	S	L	12-34
12/30	at Steelers	S	L	10-24
2012 TOTALS		16-16	5-11	

+ - Overtime

2013 GAME-BY-GAME REGULAR SEASON STATISTICS (BROWNS)

DATE	OPPONENT	P/S	W/L	SCORE
09/08	DOLPHINS	S	L	10-23
09/15	at Ravens	S	L	6-14
09/22	at Vikings	S	W	31-27
09/29	BENGALS	S	W	17-6
10/03	BILLS	S	W	37-24
10/13	LIONS	S	L	17-31
10/20	at Packers	S	L	13-31
10/27	at Chiefs	S	L	17-23
11/03	RAVENS	S	W	24-18
11/17	at Bengals	S	L	20-41
11/24	STEELERS	S	L	11-27
12/01	JAGUARS	S	L	28-32
12/08	at Patriots	S	L	26-27
12/15	BEARS	S	L	31-38
12/22	at Jets	S	L	13-24
12/29	at Steelers	S	L	7-20
2013 TOTALS		16-16	4-12	

2014 GAME-BY-GAME REGULAR SEASON STATISTICS (BROWNS)

DATE	OPPONENT	P/S	W/L	SCORE
09/07	at Steelers	S	L	27-30
09/14	SAINTS	S	W	26-24
09/21	RAVENS	S	L	21-23
10/05	at Titans	S	W	29-28
10/12	STEELERS	S	W	31-10
10/19	at Jaguars	S	L	6-24
10/26	RAIDERS	S	W	23-13
11/02	BUCCANEERS	S	W	22-17
11/06	at Bengals	S	W	24-3
11/16	TEXANS	S	L	7-23
11/23	at Falcons	S	W	26-24
11/30	at Bills	S	L	10-26
12/07	COLTS	S	L	24-25
12/14	BENGALS	S	L	0-30
12/21	at Panthers	S	L	13-17
12/28	at Ravens	S	L	10-20
2014 TOTALS		16-16	7-9	

2015 GAME-BY-GAME REGULAR SEASON STATISTICS (BROWNS)

DATE OPPONENT	P/S	W/L	SCORE
09/13 at Jets	S	L	10-31
09/20 TITANS	S	W	28-14
09/27 RAIDERS	S	L	20-27
10/04 at Chargers	S	L	27-30
10/11 at Ravens	S	W	33-30+
10/18 BRONCOS	S	L	23-26+
10/25 at Rams	S	L	6-24
11/01 CARDINALS	S	L	20-34
11/05 at Bengals	S	L	10-31
11/15 at Steelers	S	L	9-30
11/30 RAVENS	S	L	27-33
12/06 BENGALS	S	L	3-37
12/13 49ERS	S	W	24-10
12/20 at Seahawks	S	L	13-30
12/27 at Chiefs	S	L	13-17
01/03 STEELERS	S	L	12-28
2015 TOTALS	16-16	3-13	

+ - Overtime

2016 GAME-BY-GAME REGULAR SEASON STATISTICS (CHIEFS)

DATE OPPONENT	P/S	W/L	SCORE
09/11 CHARGERS	S	W	33-27+
09/18 at Texans	S	L	12-19
09/25 JETS	S	W	24-3
10/02 at Steelers	S	L	14-43
10/16 at Raiders	S	W	26-10
10/23 SAINTS	S	W	27-21
10/30 at Colts	S	W	30-14
11/06 JAGUARS	S	W	19-14
11/13 at Panthers	S	W	20-17
11/20 BUCCANEERS	S	L	17-19
11/27 at Broncos	S	W	30-27+
12/04 at Falcons	S	W	29-28
12/08 RAIDERS	S	W	21-13
12/18 TITANS	S	L	17-19
12/25 BRONCOS	S	W	33-10
01/01 at Chargers	S	W	37-27
2016 TOTALS	16-16	12-4	

+ - Overtime

2017 GAME-BY-GAME REGULAR SEASON STATISTICS (CHIEFS)

DATE OPPONENT	P/S	W/L	SCORE
09/07 at Patriots	S	W	42-27
09/17 EAGLES	S	W	27-20
09/24 at Chargers	S	W	24-10
10/02 REDSKINS	S	W	29-20
10/08 at Texans	S	W	42-34
10/15 STEELERS	S	L	13-19
10/19 at Raiders	S	L	30-31
10/30 BRONCOS	S	W	29-19
11/05 at Cowboys	S	L	17-28
11/19 at Giants	S	L	9-12+
11/26 BILLS	S	L	10-16
12/03 at Jets	S	L	31-38
12/10 RAIDERS	S	W	26-15
12/16 CHARGERS	S	W	30-13
12/24 DOLPHINS	S	W	29-13
12/31 at Broncos	S	W	27-24
2017 TOTALS	16-16	10-6	

+ - Overtime

2018 GAME-BY-GAME REGULAR SEASON STATISTICS (CHIEFS)

DATE	OPPONENT	P/S	W/L	SCORE
09/09	at Chargers	S	W	38-28
09/16	at Steelers	S	W	42-37
09/23	49ERS	S	W	38-27
10/01	at Broncos	S	W	27-23
10/07	JAGUARS	S	W	30-14
10/14	at Patriots	S	L	40-43
10/21	BENGALS	S	W	45-10
10/28	BRONCOS	S	W	30-23
11/04	at Browns	S	W	37-21
11/11	CARDINALS	S	W	26-14
11/19	at Rams	S	L	51-54
12/02	at Raiders	S	W	40-33
2018 TOTALS	12-12		10-2	

2016 GAME-BY-GAME POSTSEASON STATISTICS (CHIEFS)

DATE	OPPONENT	P/S	W/L	SCORE
01/15	STEELERS	S	L	16-18
2016 TOTALS	1-1		0-1	

2017 GAME-BY-GAME POSTSEASON STATISTICS (CHIEFS)

DATE	OPPONENT	P/S	W/L	SCORE
01/06	TITANS	S	L	21-22
2017 TOTALS	1-1		0-1	



ANTHONY SHERMAN

FULLBACK

42



8TH SEASON

6TH YEAR WITH THE CHIEFS

COLLEGE: CONNECTICUT

BIRTHDAY
12/11/88

HEIGHT
5'10"

WEIGHT
242

ACQUIRED
T (ARI)-13

📺 Eighth-year fullback enters his sixth season with Kansas City in 2018 after spending two seasons with the Arizona Cardinals.

📺 Joined Kansas City as part of a trade that sent CB Javier Arenas to Arizona.

📺 Originally entered the NFL as the Arizona Cardinals fifth-round selection (136th overall) in the 2011 NFL Draft.

Career Highlights:

📺 Led the Chiefs in special teams tackles in both 2013 and 2014 with 12 (11 solo) and 13 special teams tackles, respectively.

📺 Served as lead blocker in 2013 and 2014 as RB Jamaal Charles racked up consecutive 1,000-yard rushing seasons.

📺 Helped lead the way for Arizona RB Beanie Wells to rush for his first career 1,000-yard season (1,047) and become the first Cardinals player in team history to rush

for 1,000 yards and 10 touchdowns in a season in 2011. Recorded a career-long 36-yard touchdown reception in Week 1 of the 2018 season at Los Angeles Chargers (9/9/18).

Honors:

📺 Earned an AFC Special Teams Player of the Week award after he forced and recovered a fumble on a punt play while posting three special-teams tackles at Buffalo (11/9/14).

📺 Named Second Team All-Pro by the Associated Press following the 2014 season.

Transactions:

Re-signed with Kansas City (10/15/18) ... Re-signed with Kansas City (11/5/14) ... Traded to Kansas City from Arizona (5/1/13) ... Signed with Arizona (7/20/11) ... Originally entered the NFL as a fifth-round pick (136th overall) of Arizona in the 2011 NFL Draft.

COLLEGE

Appeared in 51 games (28 starts) in four seasons at Connecticut ... Recorded 17 carries for 61 yards (3.6 avg.) and added 45 receptions for 414 yards with one touchdown ... Also added 63 special teams tackles, and recovered two fumbles and forced a fumble on the special teams units ... Was a two-year team captain ... Played in 12 games (eight starts) as a senior in 2010 ... Appeared in all 13 games (10 starts) as a junior in 2009 ... Played in 13 games (nine starts) as a sophomore in 2008 ... Appeared in all 13 games (two starts) as a freshman in 2007. ... Was a pre-kinesiology major at Connecticut.

PERSONAL

📺 Attended North Attleboro (Mass.) High School where he was a three-sport athlete, competing in football, track and baseball.

📺 Named the 2006 Gatorade Player of the Year in Massachusetts and was an first-team all-state linebacker.

📺 Was a two-time Attleboro Sun-Chronicle all-star selection and added all-scholastic honors from both the Boston Globe and the Boston Herald.

📺 Was named team and league offensive MVP as a senior.

📺 Closed out his prep career as the school's all-time record-holder with 2,537 yards rushing, 48 touchdowns and 284 points.

📺 Served as squad captain in football, track and baseball, earning Sun-Chronicle all-star honors in all three and was twice named all-league in baseball.

ANTHONY SHERMAN - NFL REGULAR SEASON STATISTICS

DATE	TEAM	GP	GS	RUSHING					RECEIVING				
				NO.	YDS.	AVG.	LG	TD	NO.	YDS	AVG	LG	TD
2011	Cardinals	15	7	1	3	3.0	3	0	8	72	9.0	19	0
2012	Cardinals	13	4	0	0	0.0	0	0	5	39	7.8	19	0
2013	Chiefs	16	8	2	3	1.5	2	0	18	155	8.6	26	1
2014	Chiefs	16	6	2	8	4.0	4	0	10	71	7.1	24	1
2015	Chiefs	16	2	1	0	0.0	0	0	4	34	8.5	18	0
2016	Chiefs	16	3	0	0	0.0	0	0	4	11	2.8	6	0
2017	Chiefs	16	3	14	40	2.9	9	1	6	47	7.8	11	0
2018	Chiefs	12	1	0	0	0.0	0	0	6	77	12.8	36t	1
NFL TOTALS		120	34	20	54	2.7	9	1	61	506	8.3	36t	3

ANTHONY SHERMAN - NFL POSTSEASON STATISTICS

DATE	TEAM	GP	GS	RUSHING					RECEIVING				
				NO.	YDS.	AVG.	LG	TD	NO.	YDS	AVG	LG	TD
2013	Chiefs	1	1	0	0	0.0	0	0	2	1	0.5	5t	1
2015	Chiefs	2	0	0	0	0.0	0	0	2	4	2.0	3	0
2016	Chiefs	1	0	0	0	0.0	0	0	1	3	3.0	3	0
2017	Chiefs	1	0	0	0	0.0	0	0	0	0	0.0	0	0
NFL TOTALS		5	1	0	0	0.0	0	0	5	8	1.6	5t	1

ANTHONY SHERMAN - NFL REGULAR SEASON RETURN STATISTICS

KICKOFF RETURNS							PUNT RETURNS					
DATE	TEAM	RET.	YDS.	AVG.	LG	TD	NO.	FC	YDS	AVG	LG	TD
2011	Cardinals	0	0	0.0	0	0	0	0	0	0.0	0	0
2012	Cardinals	0	0	0.0	0	0	0	0	0	0.0	0	0
2013	Chiefs	0	0	0.0	0	0	0	0	0	0.0	0	0
2014	Chiefs	1	13	13.0	13	0	0	0	0	0.0	0	0
2015	Chiefs	2	20	10.0	11	0	0	0	0	0.0	0	0
2016	Chiefs	0	0	0.0	0	0	0	0	0	0.0	0	0
2017	Chiefs	1	7	7.0	7	0	0	0	0	0.0	0	0
2018	Chiefs	1	5	5.0	5	0	0	0	0	0.0	0	0
NFL TOTALS		5	45	9.0	13	0	0	0	0	0.0	0	0

ANTHONY SHERMAN - NFL POSTSEASON RETURN STATISTICS

KICKOFF RETURNS							PUNT RETURNS					
DATE	TEAM	RET.	YDS.	AVG.	LG	TD	NO.	FC	YDS	AVG	LG	TD
2013	Chiefs	0	0	0.0	0	0	0	0	0	0.0	0	0
2015	Chiefs	0	0	0.0	0	0	0	0	0	0.0	0	0
2016	Chiefs	0	0	0.0	0	0	0	0	0	0.0	0	0
2017	Chiefs	0	0	0.0	0	0	0	0	0	0.0	0	0
NFL TOTALS		0	0	0.0	0	0	0	0	0	0.0	0	0

SINGLE-GAME HIGHS: RUSHING/RECEIVING

Rush Attempts	14 at Denver Broncos, Dec 31, 2017 1 at Minnesota Vikings, Oct 18, 2015 1 at Miami Dolphins, Sep 21, 2014 1 vs. Tennessee Titans, Sep 07, 2014 ...3 more at 1.	All-purpose yards	61 at Denver Broncos, Dec 31, 2017 44 at Jacksonville Jaguars, Sep 08, 2013 36 at Los Angeles Chargers, Sep 09, 2018 25 at Los Angeles Rams, Oct 04, 2012 24 vs. Los Angeles Rams, Oct 26, 2014 ...1 more at 24.
Rushing Yards	40 at Denver Broncos, Dec 31, 2017 4 at Miami Dolphins, Sep 21, 2014 4 vs. Tennessee Titans, Sep 07, 2014 3 vs. Seattle Seahawks, Jan 01, 2012 2 at Buffalo Bills, Nov 03, 2013	Kickoff Returns	1 vs. Denver Broncos, Oct 28, 2018 1 vs. Denver Broncos, Oct 30, 2017 1 at Denver Broncos, Nov 15, 2015 ...2 more at 1.
Longest Runs	9 at Denver Broncos, Dec 31, 2017 7 at Denver Broncos, Dec 31, 2017 5 at Denver Broncos, Dec 31, 2017 4 at Denver Broncos, Dec 31, 2017 4 at Denver Broncos, Dec 31, 2017 ...3 more at 4.	Kickoff Return Yards	13 at Pittsburgh Steelers, Dec 21, 2014 11 vs. Chicago Bears, Oct 11, 2015 9 at Denver Broncos, Nov 15, 2015 7 vs. Denver Broncos, Oct 30, 2017 5 vs. Denver Broncos, Oct 28, 2018
Rushing TDs	1 at Denver Broncos, Dec 31, 2017	Longest Kickoff Return	13 at Pittsburgh Steelers, Dec 21, 2014
Receptions	4 at Jacksonville Jaguars, Sep 08, 2013 3 at Denver Broncos, Dec 31, 2017 3 vs. Cleveland Browns, Oct 27, 2013 2 vs. Oakland Raiders, Jan 03, 2016 2 at Arizona Cardinals, Dec 07, 2014 ...7 more at 2.	Special Teams Tackles	11 vs. Chicago Bears, Oct 11, 2015 9 at Denver Broncos, Nov 15, 2015 7 vs. Denver Broncos, Oct 30, 2017 5 vs. Denver Broncos, Oct 28, 2018 3 at Buffalo Bills, Nov 09, 2014 2 vs. Tennessee Titans, Dec 18, 2016 2 at Oakland Raiders, Oct 16, 2016 2 vs. Oakland Raiders, Dec 14, 2014 ...6 more at 2.
Receiving Yards	44 at Jacksonville Jaguars, Sep 08, 2013 36 at Los Angeles Chargers, Sep 09, 2018 25 at Los Angeles Rams, Oct 04, 2012 24 vs. Los Angeles Rams, Oct 26, 2014 24 vs. New York Giants, Oct 02, 2011	Miscellaneous Tackles	1 at Cincinnati Bengals, Dec 24, 2011 1 at Los Angeles Rams, Nov 27, 2011
Longest Receptions	36t at Los Angeles Chargers, Sep 09, 2018 26 at Jacksonville Jaguars, Sep 08, 2013 24 vs. Los Angeles Rams, Oct 26, 2014 19 at Los Angeles Rams, Oct 04, 2012 19 vs. New York Giants, Oct 02, 2011	Most TDs	1 at Los Angeles Chargers, Sep 09, 2018 1 at Denver Broncos, Dec 31, 2017 1 at Los Angeles Chargers, Oct 19, 2014 ...1 more at 1.
Receiving TDs	1 at Los Angeles Chargers, Sep 09, 2018 1 at Los Angeles Chargers, Oct 19, 2014 1 vs. Cleveland Browns, Oct 27, 2013		

SINGLE-GAME HIGHS - POSTSEASON: RUSHING/RECEIVING

Receptions	2 at Indianapolis Colts, Jan 04, 2014 1 vs. Pittsburgh Steelers, Jan 15, 2017 1 at New England Patriots, Jan 16, 2016 1 at Houston Texans, Jan 09, 2016	All-purpose yards	3 vs. Pittsburgh Steelers, Jan 15, 2017 3 at Houston Texans, Jan 09, 2016 1 at New England Patriots, Jan 16, 2016 1 at Indianapolis Colts, Jan 04, 2014
Receiving Yards	3 vs. Pittsburgh Steelers, Jan 15, 2017 3 at Houston Texans, Jan 09, 2016 1 at New England Patriots, Jan 16, 2016 1 at Indianapolis Colts, Jan 04, 2014	Special Teams Tackles	1 vs. Pittsburgh Steelers, Jan 15, 2017
Longest Receptions	5t at Indianapolis Colts, Jan 04, 2014 3 vs. Pittsburgh Steelers, Jan 15, 2017 3 at Houston Texans, Jan 09, 2016 1 at New England Patriots, Jan 16, 2016	Most TDs	1 at Indianapolis Colts, Jan 04, 2014
Receiving TDs	1 at Indianapolis Colts, Jan 04, 2014		

2011 GAME-BY-GAME REGULAR SEASON STATISTICS (CARDINALS)

DATE	OPPONENT	P/S	RUSHING				RECEIVING				W/L	SCORE
			ATT	YDS	LG	TD	NO	YDS	LG	TD		
09/11	PANTHERS	S	0	0	0	0	1	6	6	0	W	28-21
09/18	at Redskins	P	0	0	0	0	0	0	0	0	L	21-22
09/25	at Seahawks	P	0	0	0	0	1	6	6	0	L	10-13
10/02	GIANTS	S	0	0	0	0	2	24	19	0	L	27-31
10/09	at Vikings	P	0	0	0	0	0	0	0	0	L	10-34
10/23	STEELERS	S	0	0	0	0	1	15	15	0	L	20-32
10/30	at Ravens	P	0	0	0	0	0	0	0	0	L	27-30
11/06	RAMS					INACTIVE					W	19-13+
11/13	at Eagles	P	0	0	0	0	0	0	0	0	W	21-17
11/20	at 49ers	P	0	0	0	0	0	0	0	0	L	7-23
11/27	at Rams	P	0	0	0	0	1	4	4	0	W	23-20
12/04	COWBOYS	S	0	0	0	0	0	0	0	0	W	19-13+
12/11	49ERS	P	0	0	0	0	0	0	0	0	W	21-19
12/18	BROWNS	S	0	0	0	0	1	6	6	0	W	20-17+
12/24	at Bengals	S	0	0	0	0	0	0	0	0	L	16-23
01/01	SEAHAWKS	S	1	3	3	0	1	11	11	0	W	23-20+
2011 TOTALS		15-7	1	3	3	0	8	72	19	0	8-8	

+ - Overtime

2012 GAME-BY-GAME REGULAR SEASON STATISTICS (CARDINALS)

DATE	OPPONENT	P/S	RUSHING				RECEIVING				W/L	SCORE
			ATT	YDS	LG	TD	NO	YDS	LG	TD		
09/09	SEAHAWKS	P	0	0	0	0	0	0	0	0	W	20-16
09/16	at Patriots	S	0	0	0	0	0	0	0	0	W	20-18
09/23	EAGLES	S	0	0	0	0	0	0	0	0	W	27-6
09/30	DOLPHINS	P	0	0	0	0	0	0	0	0	W	24-21+
10/04	at Rams	P	0	0	0	0	2	25	19	0	L	3-17
10/14	BILLS					INACTIVE					L	16-19+
10/21	at Vikings					INACTIVE					L	14-21
10/29	49ERS	P	0	0	0	0	2	11	7	0	L	3-24
11/04	at Packers	P	0	0	0	0	1	3	3	0	L	17-31
11/18	at Falcons	P	0	0	0	0	0	0	0	0	L	19-23
11/25	RAMS	P	0	0	0	0	0	0	0	0	L	17-31
12/02	at Jets	P	0	0	0	0	0	0	0	0	L	6-7
12/09	at Seahawks	S	0	0	0	0	0	0	0	0	L	0-58
12/16	LIONS	P	0	0	0	0	0	0	0	0	W	38-10
12/23	BEARS	S	0	0	0	0	0	0	0	0	L	13-28
12/30	at 49ers					INACTIVE					L	13-27
2012 TOTALS		13-4	0	0	0	0	5	39	19	0	5-11	

+ - Overtime

2013 GAME-BY-GAME REGULAR SEASON STATISTICS (CHIEFS)

DATE	OPPONENT	P/S	RUSHING				RECEIVING				W/L	SCORE
			ATT	YDS	LG	TD	NO	YDS	LG	TD		
09/08	at Jaguars	P	0	0	0	0	4	44	26	0	W	28-2
09/15	COWBOYS	P	0	0	0	0	0	0	0	0	W	17-16
09/19	at Eagles	S	0	0	0	0	1	10	10	0	W	26-16
09/29	GIANTS	P	0	0	0	0	1	6	6	0	W	31-7
10/06	at Titans	S	0	0	0	0	2	13	8	0	W	26-17
10/13	RAIDERS	S	0	0	0	0	0	0	0	0	W	24-7
10/20	TEXANS	S	0	0	0	0	2	10	9	0	W	17-16
10/27	BROWNS	S	0	0	0	0	3	23	12t	1	W	23-17
11/03	at Bills	P	1	2	2	0	0	0	0	0	W	23-13
11/17	at Broncos	S	1	1	1	0	2	18	16	0	L	17-27
11/24	CHARGERS	P	0	0	0	0	1	8	8	0	L	38-41
12/01	BRONCOS	P	0	0	0	0	1	8	8	0	L	28-35
12/08	at Redskins	S	0	0	0	0	0	0	0	0	W	45-10
12/15	at Raiders	P	0	0	0	0	1	15	15	0	W	56-31
12/22	COLTS	P	0	0	0	0	0	0	0	0	L	7-23
12/29	at Chargers	S	0	0	0	0	0	0	0	0	L	24-27+
2013 TOTALS			16-8	2	3	2	0	18	155	26	111-5	

+ - Overtime

2014 GAME-BY-GAME REGULAR SEASON STATISTICS (CHIEFS)

DATE	OPPONENT	P/S	RUSHING				RECEIVING				W/L	SCORE
			ATT	YDS	LG	TD	NO	YDS	LG	TD		
09/07	TITANS	S	1	4	4	0	0	0	0	0	L	10-26
09/14	at Broncos	S	0	0	0	0	0	0	0	0	L	17-24
09/21	at Dolphins	P	1	4	4	0	1	1	1	0	W	34-15
09/29	PATRIOTS	P	0	0	0	0	0	0	0	0	W	41-14
10/05	at 49ers	P	0	0	0	0	1	12	12	0	L	17-22
10/19	at Chargers	P	0	0	0	0	2	12	11t	1	W	23-20
10/26	RAMS	P	0	0	0	0	1	24	24	0	W	34-7
11/02	JETS	S	0	0	0	0	0	0	0	0	W	24-10
11/09	at Bills	S	0	0	0	0	0	0	0	0	W	17-13
11/16	SEAHAWKS	P	0	0	0	0	1	13	13	0	W	24-20
11/20	at Raiders	P	0	0	0	0	1	0	0	0	L	20-24
11/30	BRONCOS	P	0	0	0	0	0	0	0	0	L	16-29
12/07	at Cardinals	P	0	0	0	0	2	8	5	0	L	14-17
12/14	RAIDERS	S	0	0	0	0	1	1	1	0	W	31-13
12/21	at Steelers	S	0	0	0	0	0	0	0	0	L	12-20
12/28	CHARGERS	P	0	0	0	0	0	0	0	0	W	19-7
2014 TOTALS			16-6	2	8	4	0	10	71	24	19-7	

2015 GAME-BY-GAME REGULAR SEASON STATISTICS (CHIEFS)

DATE	OPPONENT	P/S	RUSHING				RECEIVING				W/L	SCORE
			ATT	YDS	LG	TD	NO	YDS	LG	TD		
09/13	at Texans	S	0	0	0	0	1	0	0	0	W	27-20
09/17	BRONCOS	P	0	0	0	0	0	0	0	0	L	24-31
09/28	at Packers	P	0	0	0	0	0	0	0	0	L	28-38
10/04	at Bengals	P	0	0	0	0	0	0	0	0	L	21-36
10/11	BEARS	P	0	0	0	0	0	0	0	0	L	17-18
10/18	at Vikings	P	1	0	0	0	1	13	13	0	L	10-16
10/25	STEELERS	P	0	0	0	0	0	0	0	0	W	23-13
11/01	LIONS	P	0	0	0	0	0	0	0	0	W	45-10
11/15	at Broncos	P	0	0	0	0	0	0	0	0	W	29-13
11/22	at Chargers	P	0	0	0	0	0	0	0	0	W	33-3
11/29	BILLS	P	0	0	0	0	0	0	0	0	W	30-22
12/06	at Raiders	P	0	0	0	0	0	0	0	0	W	34-20
12/13	CHARGERS	P	0	0	0	0	0	0	0	0	W	10-3
12/20	at Ravens	P	0	0	0	0	0	0	0	0	W	34-14
12/27	BROWNS	P	0	0	0	0	0	0	0	0	W	17-13
01/03	RAIDERS	S	0	0	0	0	2	21	18	0	W	23-17
2015 TOTALS			16-2	1	0	0	0	4	34	18	011-5	

2016 GAME-BY-GAME REGULAR SEASON STATISTICS (CHIEFS)

DATE	OPPONENT	P/S	RUSHING				RECEIVING				W/L	SCORE
			ATT	YDS	LG	TD	NO	YDS	LG	TD		
09/11	CHARGERS	P	0	0	0	0	0	0	0	0	W	33-27+
09/18	at Texans	P	0	0	0	0	0	0	0	0	L	12-19
09/25	JETS	P	0	0	0	0	1	3	3	0	W	24-3
10/02	at Steelers	P	0	0	0	0	0	0	0	0	L	14-43
10/16	at Raiders	P	0	0	0	0	0	0	0	0	W	26-10
10/23	SAINTS	S	0	0	0	0	1	0	0	0	W	27-21
10/30	at Colts	P	0	0	0	0	0	0	0	0	W	30-14
11/06	JAGUARS	P	0	0	0	0	1	6	6	0	W	19-14
11/13	at Panthers	P	0	0	0	0	0	0	0	0	W	20-17
11/20	BUCCANEERS	P	0	0	0	0	0	0	0	0	L	17-19
11/27	at Broncos	P	0	0	0	0	0	0	0	0	W	30-27+
12/04	at Falcons	P	0	0	0	0	0	0	0	0	W	29-28
12/08	RAIDERS	S	0	0	0	0	0	0	0	0	W	21-13
12/18	TITANS	P	0	0	0	0	0	0	0	0	L	17-19
12/25	BRONCOS	P	0	0	0	0	0	0	0	0	W	33-10
01/01	at Chargers	S	0	0	0	0	1	2	2	0	W	37-27
2016 TOTALS		16-3	0	0	0	0	4	11	6	0	12-4	

+ - Overtime

2017 GAME-BY-GAME REGULAR SEASON STATISTICS (CHIEFS)

DATE	OPPONENT	P/S	RUSHING				RECEIVING				W/L	SCORE
			ATT	YDS	LG	TD	NO	YDS	LG	TD		
09/07	at Patriots	P	0	0	0	0	0	0	0	0	W	42-27
09/17	EAGLES	P	0	0	0	0	0	0	0	0	W	27-20
09/24	at Chargers	P	0	0	0	0	1	11	11	0	W	24-10
10/02	REDSKINS	P	0	0	0	0	0	0	0	0	W	29-20
10/08	at Texans	P	0	0	0	0	0	0	0	0	W	42-34
10/15	STEELERS	S	0	0	0	0	0	0	0	0	L	13-19
10/19	at Raiders	P	0	0	0	0	0	0	0	0	L	30-31
10/30	BRONCOS	P	0	0	0	0	0	0	0	0	W	29-19
11/05	at Cowboys	P	0	0	0	0	0	0	0	0	L	17-28
11/19	at Giants	P	0	0	0	0	1	11	11	0	L	9-12+
11/26	BILLS	P	0	0	0	0	1	4	4	0	L	10-16
12/03	at Jets	P	0	0	0	0	0	0	0	0	L	31-38
12/10	RAIDERS	P	0	0	0	0	0	0	0	0	W	26-15
12/16	CHARGERS	S	0	0	0	0	0	0	0	0	W	30-13
12/24	DOLPHINS	P	0	0	0	0	0	0	0	0	W	29-13
12/31	at Broncos	S	14	40	9	1	3	21	11	0	W	27-24
2017 TOTALS		16-3	14	40	9	1	6	47	11	0	10-6	

+ - Overtime

2018 GAME-BY-GAME REGULAR SEASON STATISTICS (CHIEFS)

DATE	OPPONENT	P/S	RUSHING				RECEIVING				W/L	SCORE
			ATT	YDS	LG	TD	NO	YDS	LG	TD		
09/09	at Chargers	P	0	0	0	0	1	36	36t	1	W	38-28
09/16	at Steelers	P	0	0	0	0	0	0	0	0	W	42-37
09/23	49ERS	P	0	0	0	0	1	16	16	0	W	38-27
10/01	at Broncos	P	0	0	0	0	0	0	0	0	W	27-23
10/07	JAGUARS	P	0	0	0	0	1	15	15	0	W	30-14
10/14	at Patriots	P	0	0	0	0	1	-2	-2	0	L	40-43
10/21	BENGALS	P	0	0	0	0	0	0	0	0	W	45-10
10/28	BRONCOS	P	0	0	0	0	1	10	10	0	W	30-23
11/04	at Browns	S	0	0	0	0	0	0	0	0	W	37-21
11/11	CARDINALS	P	0	0	0	0	1	2	2	0	W	26-14
11/19	at Rams	P	0	0	0	0	0	0	0	0	L	51-54
12/02	at Raiders	P	0	0	0	0	0	0	0	0	W	40-33
2018 TOTALS		12-1	0	0	0	0	6	77	36t	1	10-2	

2013 GAME-BY-GAME POSTSEASON STATISTICS (CHIEFS)

DATE	OPPONENT	P/S	RUSHING				RECEIVING				W/L	SCORE
			ATT	YDS	LG	TD	NO	YDS	LG	TD		
01/04	at Colts	S	0	0	0	0	2	1	5t	1	L	44-45
2013 TOTALS	1-1		0	0	0	0	2	1	5t	1	0-1	

2015 GAME-BY-GAME POSTSEASON STATISTICS (CHIEFS)

DATE	OPPONENT	P/S	RUSHING				RECEIVING				W/L	SCORE
			ATT	YDS	LG	TD	NO	YDS	LG	TD		
01/09	at Texans	P	0	0	0	0	1	3	3	0	W	30-0
01/16	at Patriots	P	0	0	0	0	1	1	1	0	L	20-27
2015 TOTALS	2-0		0	0	0	0	2	4	3	0	1-1	

2016 GAME-BY-GAME POSTSEASON STATISTICS (CHIEFS)

DATE	OPPONENT	P/S	RUSHING				RECEIVING				W/L	SCORE
			ATT	YDS	LG	TD	NO	YDS	LG	TD		
01/15	STEELERS	P	0	0	0	0	1	3	3	0	L	16-18
2016 TOTALS	1-0		0	0	0	0	1	3	3	0	0-1	

2017 GAME-BY-GAME POSTSEASON STATISTICS (CHIEFS)

DATE	OPPONENT	P/S	RUSHING				RECEIVING				W/L	SCORE
			ATT	YDS	LG	TD	NO	YDS	LG	TD		
01/06	TITANS	P	0	0	0	0	0	0	0	0	L	21-22
2017 TOTALS	1-0		0	0	0	0	0	0	0	0	0-1	



TERRANCE SMITH

LINEBACKER

48



3RD SEASON

3RD YEAR WITH THE CHIEFS

COLLEGE: FLORIDA STATE

BIRTHDAY
05/03/93

HEIGHT
6'2"

WEIGHT
235

ACQUIRED
CFA-16

Third-year linebacker enters his third season with the Chiefs in 2018.

Entered the league as an undrafted rookie free agent signed on May 6, 2016.

Career Highlights:

Logged first-career sack in Week 5 of 2018 season vs. Jacksonville (10/7/18).

Recorded his first-career interception in the 2017 season finale against the Broncos (12/31/17), picking off Broncos

QB Paxton Lynch at the Kansas City 14-yard line and returning it for seven yards.

Transactions:

Re-signed with Kansas City (3/14/18) ... Signed to the Chiefs active roster (11/2/16) ... Signed to the Chiefs practice squad (9/4/16) ... Released by Kansas City (9/3/16) ... Originally entered the NFL as a college free agent signed by the Chiefs (5/6/16).

COLLEGE

A two-time All-ACC Honorable Mention member at Florida State ... Finished his career with 217 total tackles ... Despite missing four games as a senior in 2015, still finished the season fourth on the team in tackles with 66, added 4.5 tackles for loss ... Ranked third on Florida State's defense with 87 tackles and eighth in the ACC with 8.7 tackles per game ... Recorded 59 tackles as a sophomore in 2013 including 2.5 TFLs ... Named to the All-ACC second team as a junior and the College Football News Sophomore All-America second team in 2013.

PERSONAL

Lettered in track and football at Southwest DeKalb (Ga.) High School.

Graduated from Florida State with a degree in social science.

TERRANCE SMITH - NFL REGULAR SEASON STATISTICS

		TACKLES										INTERCEPTIONS						O. FUMB					ST				MISC			
DATE	TEAM	GP	GS	TK	S	A	TFL	YDS	SK	YDS	QBH	NO	YDS	LG	TD	PD	FF	FR	YDS	TK	S	A	FF	FR	S	A				
2016	Chiefs	9	2	2	2	0	0	0	0.0	0.0	0	0	0	0	0	0	0	0	0	0	1	0	1	0	0	0				
2017	Chiefs	15	1	6	5	1	0	0	0.0	0.0	0	1	7	7	0	2	0	0	0	0	5	5	0	0	0	0				
2018	Chiefs	7	0	21	13	8	1	5	1.0	5.0	1	0	0	0	0	0	0	0	0	1	0	1	0	0	0	0				
NFL TOTALS		31	3	29	20	9	1	5	1.0	5.0	1	1	7	7	0	2	0	0	0	0	7	5	2	0	0	0				

TERRANCE SMITH - NFL POSTSEASON STATISTICS

		TACKLES										INTERCEPTIONS						O. FUMB				ST				MISC			
DATE	TEAM	GP	GS	TK	S	A	TFL	YDS	SK	YDS	QBH	NO	YDS	LG	TD	PD	FF	FR	YDS	TK	S	A	FF	FR	S	A			
2016	Chiefs	1	0	2	1	1	0	0	0.0	0.0	0	0	0	0	0	0	0	0	0	0	0	0	0	0	0	0			
2017	Chiefs	1	0	0	0	0	0	0	0.0	0.0	0	0	0	0	0	0	0	0	0	1	1	0	0	0	0	0			
NFL TOTALS		2	0	2	1	1	0	0	0.0	0.0	0	0	0	0	0	0	0	0	0	1	1	0	0	0	0	0			

SINGLE-GAME HIGHS: DEFENSIVE

Total Tackles 6 at Denver Broncos, Dec 31, 2017
 5 vs. Jacksonville Jaguars, Oct 07, 2018
 5 at Pittsburgh Steelers, Sep 16, 2018
 5 at Los Angeles Chargers, Sep 09, 2018
 2 at New England Patriots, Oct 14, 2018
 ...1 more at 2.

Sacks 1.0 vs. Jacksonville Jaguars, Oct 07, 2018

Passes Defensed 2 at Denver Broncos, Dec 31, 2017

Tackles For Loss 1 vs. Jacksonville Jaguars, Oct 07, 2018

Interceptions 1 at Denver Broncos, Dec 31, 2017

Interception Return Yards 7 at Denver Broncos, Dec 31, 2017

Special Teams Tackles 2 vs. Miami Dolphins, Dec 24, 2017
 1 vs. Denver Broncos, Oct 30, 2017
 1 at Oakland Raiders, Oct 19, 2017
 1 at Houston Texans, Oct 08, 2017
 ...1 more at 1.

SINGLE-GAME HIGHS - POSTSEASON: DEFENSIVE

Total Tackles 2 vs. Pittsburgh Steelers, Jan 15, 2017 **Special Teams Tackles** 1 vs. Tennessee Titans, Jan 06, 2018

2016 GAME-BY-GAME REGULAR SEASON STATISTICS (CHIEFS)

		TACKLES							INTERCEPTIONS					O. FUMB			ST				MISC					
DATE	OPPONENT	TK	S	A	SK	YDS	TFL	YDS	QBH	NO	YDS	LG	TD	PD	FF	FR	YDS	TK	S	A	FF	FR	S	A	W/L	SCORE
09/11	CHARGERS								PRACTICE SQUAD													W	33-27+			
09/18	at Texans								PRACTICE SQUAD													L	12-19			
09/25	JETS								PRACTICE SQUAD													W	24-3			
10/02	at Steelers								PRACTICE SQUAD													L	14-43			
10/16	at Raiders								PRACTICE SQUAD													W	26-10			
10/23	SAINTS								PRACTICE SQUAD													W	27-21			
10/30	at Colts								PRACTICE SQUAD													W	30-14			
11/06	JAGUARS	P	0	0	0	0.0	0.0	0	0	0	0	0	0	0	0	0	0	1	0	1	0	0	0	0	W	19-14
11/13	at Panthers	P	0	0	0	0.0	0.0	0	0	0	0	0	0	0	0	0	0	0	0	0	0	0	0	0	W	20-17
11/20	BUCCANEERS	P	0	0	0	0.0	0.0	0	0	0	0	0	0	0	0	0	0	0	0	0	0	0	0	0	L	17-19
11/27	at Broncos	P	0	0	0	0.0	0.0	0	0	0	0	0	0	0	0	0	0	0	0	0	0	0	0	0	W	30-27+
12/04	at Falcons	P	0	0	0	0.0	0.0	0	0	0	0	0	0	0	0	0	0	0	0	0	0	0	0	0	W	29-28
12/08	RAIDERS	P	0	0	0	0.0	0.0	0	0	0	0	0	0	0	0	0	0	0	0	0	0	0	0	0	W	21-13
12/18	TITANS	P	0	0	0	0.0	0.0	0	0	0	0	0	0	0	0	0	0	0	0	0	0	0	0	0	L	17-19
12/25	BRONCOS	S	1	1	0	0.0	0.0	0	0	0	0	0	0	0	0	0	0	0	0	0	0	0	0	0	W	33-10
01/01	at Chargers	S	1	1	0	0.0	0.0	0	0	0	0	0	0	0	0	0	0	0	0	0	0	0	0	0	W	37-27
2016 TOTALS	9-2	2	2	0	0.0	0.0	0	0	0	0	0	0	0	0	0	0	0	1	0	1	0	0	0	0	12-4	

+ - Overtime

2017 GAME-BY-GAME REGULAR SEASON STATISTICS (CHIEFS)

		TACKLES							INTERCEPTIONS					O. FUMB			ST				MISC					
DATE OPPONENT		TK	S	A	SK	YDS	TFL	YDS	QBH	NO	YDS	LG	TD	PD	FF	FR	YDS	TK	S	A	FF	FR	S	A	W/L	SCORE
09/07 at Patriots	P	0	0	0	0.0	0.0	0	0	0	0	0	0	0	0	0	0	0	0	0	0	0	0	0	0	W	42-27
09/17 EAGLES	P	0	0	0	0.0	0.0	0	0	0	0	0	0	0	0	0	0	0	0	0	0	0	0	0	0	W	27-20
09/24 at Chargers	P	0	0	0	0.0	0.0	0	0	0	0	0	0	0	0	0	0	0	0	0	0	0	0	0	0	W	24-10
10/02 REDSKINS	P	0	0	0	0.0	0.0	0	0	0	0	0	0	0	0	0	0	0	0	0	0	0	0	0	0	W	29-20
10/08 at Texans	P	0	0	0	0.0	0.0	0	0	0	0	0	0	0	0	0	0	0	1	1	0	0	0	0	0	W	42-34
10/15 STEELERS	P	0	0	0	0.0	0.0	0	0	0	0	0	0	0	0	0	0	0	0	0	0	0	0	0	0	L	13-19
10/19 at Raiders	P	0	0	0	0.0	0.0	0	0	0	0	0	0	0	0	0	0	0	1	1	0	0	0	0	0	L	30-31
10/30 BRONCOS	P	0	0	0	0.0	0.0	0	0	0	0	0	0	0	0	0	0	0	1	1	0	0	0	0	0	W	29-19
11/05 at Cowboys	P	0	0	0	0.0	0.0	0	0	0	0	0	0	0	0	0	0	0	0	0	0	0	0	0	0	L	17-28
11/19 at Giants	P	0	0	0	0.0	0.0	0	0	0	0	0	0	0	0	0	0	0	0	0	0	0	0	0	0	L	9-12+
11/26 BILLS										INACTIVE												L	10-16			
12/03 at Jets	P	0	0	0	0.0	0.0	0	0	0	0	0	0	0	0	0	0	0	0	0	0	0	0	0	0	L	31-38
12/10 RAIDERS	P	0	0	0	0.0	0.0	0	0	0	0	0	0	0	0	0	0	0	0	0	0	0	0	0	0	W	26-15
12/16 CHARGERS	P	0	0	0	0.0	0.0	0	0	0	0	0	0	0	0	0	0	0	0	0	0	0	0	0	0	W	30-13
12/24 DOLPHINS	P	0	0	0	0.0	0.0	0	0	0	0	0	0	0	0	0	0	0	2	2	0	0	0	0	0	W	29-13
12/31 at Broncos	S	6	5	1	0.0	0.0	0	0	0	1	7	7	0	2	0	0	0	0	0	0	0	0	0	0	W	27-24
2017 TOTALS	15-1	6	5	1	0.0	0.0	0	0	0	1	7	7	0	2	0	0	0	5	5	0	0	0	0	0	10-6	

+ - Overtime

2018 GAME-BY-GAME REGULAR SEASON STATISTICS (CHIEFS)

DATE OPPONENT		TACKLES							INTERCEPTIONS					O. FUMB			ST				MISC		W/L	SCORE	
		TK	S	A	SK	YDS	TFL	YDS	QBH	NO	YDS	LG	TD	PD	FF	FR	YDS	TK	S	A	FF	FR			S
09/09 at Chargers	P	5	2	3	0.0	0.0	0	0	0	0	0	0	0	0	0	0	0	0	0	0	0	0	0	W	38-28
09/16 at Steelers	P	5	5	0	0.0	0.0	0	0	0	0	0	0	0	0	0	0	0	0	0	0	0	0	0	W	42-37
09/23 49ERS	P	2	0	2	0.0	0.0	0	0	0	0	0	0	0	0	0	0	0	0	0	0	0	0	0	W	38-27
10/01 at Broncos	P	1	1	0	0.0	0.0	0	0	0	0	0	0	0	0	0	0	0	0	0	0	0	0	0	W	27-23
10/07 JAGUARS	P	5	4	1	1.0	5.0	1	5	1	0	0	0	0	0	0	0	0	0	0	0	0	0	0	W	30-14
10/14 at Patriots	P	2	1	1	0.0	0.0	0	0	0	0	0	0	0	0	0	0	0	0	0	0	0	0	0	L	40-43
10/21 BENGALS	P	1	0	1	0.0	0.0	0	0	0	0	0	0	0	0	0	0	0	1	0	1	0	0	0	W	45-10
10/28 BRONCOS		RESERVE/INJURED																						W	30-23
11/04 at Browns		RESERVE/INJURED																						W	37-21
11/11 CARDINALS		RESERVE/INJURED																						W	26-14
11/19 at Rams		RESERVE/INJURED																						L	51-54
12/02 at Raiders		RESERVE/INJURED																						W	40-33
2018 TOTALS	7-0	21	13	8	1.0	5.0	1	5	1	0	0	0	0	0	0	0	0	1	0	1	0	0	0	0	10-2

2016 GAME-BY-GAME POSTSEASON STATISTICS (CHIEFS)

		TACKLES							INTERCEPTIONS					O. FUMB			ST					MISC				
DATE	OPPONENT	TK	S	A	SK	YDS	TFL	YDS	QBH	NO	YDS	LG	TD	PD	FF	FR	YDS	TK	S	A	FF	FR	S	A	W/L	SCORE
01/15	STEELERS	P	2	1	1	0.0	0.0	0	0	0	0	0	0	0	0	0	0	0	0	0	0	0	0	0	L	16-18
2016	TOTALS	1-0	2	1	1	0.0	0.0	0	0	0	0	0	0	0	0	0	0	0	0	0	0	0	0	0	0-1	

2017 GAME-BY-GAME POSTSEASON STATISTICS (CHIEFS)

		TACKLES							INTERCEPTIONS					O. FUMB			ST				MISC						
DATE	OPPONENT	TK	S	A	SK	YDS	TFL	YDS	QBH	NO	YDS	LG	TD	PD	FF	FR	YDS	TK	S	A	FF	FR	S	A	W/L	SCORE	
01/06	TITANS	P	0	0	0	0.0	0.0	0	0	0	0	0	0	0	0	0	0	1	1	0	0	0	0	0	0	L	21-22
2017	TOTALS	1-0	0	0	0	0.0	0.0	0	0	0	0	0	0	0	0	0	0	1	1	0	0	0	0	0	0	0-1	



TREMON SMITH

CORNERBACK

39



ROOKIE SEASON

ROOKIE YEAR WITH THE CHIEFS

COLLEGE: CENTRAL ARKANSAS

BIRTHDAY
07/20/96

HEIGHT
6'0"

WEIGHT
190

ACQUIRED
D6a-18

📺 Rookie cornerback enters his first season with the Chiefs in 2018.

📺 Originally entered the NFL as a sixth-round pick (196th overall) by the Kansas City Chiefs in the 2018 NFL Draft.

📺 Returned a kickoff 97 yards vs. New England (10/13). Recorded four returns for 180 yards vs. New England (10/13) in first game as primary kick returner.

Transactions:

Originally entered the NFL as a sixth-round pick (196th overall) by the Kansas City Chiefs in the 2018 NFL Draft.

Career Highlights:

COLLEGE

Appeared in 48 games in four seasons (2014-17) with Central Arkansas ... Recorded 146 tackles (113 solo), nine tackles for loss, 53 passes defended, two forced fumbles and one fumble recovery during his collegiate career ... Was a two-time All-Southland Conference First Team Defensive Back (2015, 2016), an All-Southland Conference Honorable Mention Punt Returner (2016), a two-time Preseason All-Southland Conference First Team (2016, 2017) ... Named Southland Conference Special Teams Player of the Week on September 26, 2016, after returning two punts for 77 yards, including one for a 47-yard touchdown in UCA's 28-23 win at Arkansas State.

PERSONAL

📺 Finished his prep career with the most touchdowns in Saks (Ala.) High School.

📺 Recorded 70 tackles, 4 forced fumbles, 4 interceptions in 2013.

📺 Was named first-team All-State quarterback at Saks HS in 2013.

📺 First-team All-Region quarterback and defensive back in 2013 and 2014.

📺 Alabama 3A Player of the Year at quarterback.

📺 Two-time state Player of the Week.

SINGLE-GAME HIGHS: DEFENSIVE

Total Tackles 1 at Pittsburgh Steelers, Sep 16, 2018

Special Teams Tackles 1 vs. Cincinnati Bengals, Oct 21, 2018

1 at Pittsburgh Steelers, Sep 16, 2018

1 at Los Angeles Chargers, Sep 09, 2018

2018 GAME-BY-GAME REGULAR SEASON STATISTICS (CHIEFS)

		TACKLES							INTERCEPTIONS					O. FUMB			ST				MISC						
DATE	OPPONENT	TK	S	A	SK	YDS	TFL	YDS	QBH	NO	YDS	LG	TD	PD	FF	FR	YDS	TK	S	A	FF	FR	S	A	W/L	SCORE	
09/09	at Chargers	P	0	0	0	0.0	0.0	0	0	0	0	0	0	0	0	0	0	0	1	1	0	0	0	0	0	W	38-28
09/16	at Steelers	P	1	1	0	0.0	0.0	0	0	0	0	0	0	0	0	0	0	0	1	1	0	0	0	0	0	W	42-37
09/23	49ERS	P	0	0	0	0.0	0.0	0	0	0	0	0	0	0	0	0	0	0	0	0	0	0	0	0	0	W	38-27
10/01	at Broncos		INACTIVE																		W	27-23					
10/07	JAGUARS		INACTIVE																		W	30-14					
10/14	at Patriots	P	0	0	0	0.0	0.0	0	0	0	0	0	0	0	0	0	0	0	0	0	0	0	0	0	L	40-43	
10/21	BENGALS	P	0	0	0	0.0	0.0	0	0	0	0	0	0	0	0	0	0	0	1	1	0	0	0	0	0	W	45-10
10/28	BRONCOS	P	0	0	0	0.0	0.0	0	0	0	0	0	0	0	0	0	0	0	0	0	0	0	0	0	0	W	30-23
11/04	at Browns	P	0	0	0	0.0	0.0	0	0	0	0	0	0	0	0	0	0	0	0	0	0	0	0	0	0	W	37-21
11/11	CARDINALS	P	0	0	0	0.0	0.0	0	0	0	0	0	0	0	0	0	0	0	0	0	0	0	0	0	0	W	26-14
11/19	at Rams	P	0	0	0	0.0	0.0	0	0	0	0	0	0	0	0	0	0	0	0	0	0	0	0	0	0	L	51-54
12/02	at Raiders	P	0	0	0	0.0	0.0	0	0	0	0	0	0	0	0	0	0	0	0	0	0	0	0	0	0	W	40-33
2018 TOTALS	10-0		1	1	0	0.0	0.0	0	0	0	0	0	0	0	0	0	0	3	3	0	0	0	0	0	10-2		



DANIEL SORENSEN

SAFETY

49



5TH SEASON

5TH YEAR WITH THE CHIEFS

COLLEGE: BYU

BIRTHDAY
03/05/90

HEIGHT
6'2"

WEIGHT
208

ACQUIRED
CFA-14

📺 Fifth-year safety enters his fifth season with Kansas City in 2018.

📺 After only starting in one game from 2014-16, Sorensen stepped into the starting safety position during the 2017 season after S Eric Berry suffered a season-ending Achilles injury in the season opener. Sorensen would go on to start the remaining 14 games he played in and tallied career-highs in tackles (88), sacks (1.5), tackles for loss (5) and quarterback pressures (7).

📺 Spent six weeks on the club's practice squad in 2014.

Career Highlights:

📺 Led the defense with a team- and career-high 88

tackles for the 2017 season.

📺 Recorded first career touchdown on a 48-yard interception for return during the Chiefs Week 7 win over the New Orleans Saints (10/23/16).

📺 Blocked a field goal against Cleveland in Week 16 of the 2015 season.

Transactions:

Re-Signed by the Chiefs (3/13/17) ... Signed by the Chiefs (4/18/16) ... Signed to Kansas City's active roster (11/1/14) ... Signed to Kansas City's practice squad (9/11/14) ... Waived by Kansas City (9/9/14) ... Signed by Kansas City as an undrafted free agent (5/12/14).

COLLEGE

Four-year letterwinner, played in 51 games, recording 211 tackles (122 solo), 1.0 sack (-9 yards), eight interceptions returned for 81 yards and one touchdown, a school-record 23 passes defended, two forced fumbles and two fumble recoveries ... Named a team captain and earned first-team Phil Steele All-Independent honors as a senior.

PERSONAL

📺 Prepped at Colton High School in Colton, Calif., where he earned first-team all-conference honors playing both defense and offense.

📺 Also served as the team's punter at Colton and had 17 punts, averaging 47.78 yards per punt his senior year to earn him first-team all-league.

📺 Missed the 2009-10 collegiate seasons when he served in the Costa Rica San Jose Mission.

📺 Majored in business.

📺 Older brother, Brad Sorensen, played QB at Southern Utah and was drafted in the seventh-round by the San Diego Chargers in the 2013 NFL Draft.

DANIEL SORENSEN - NFL REGULAR SEASON STATISTICS

DATE	TEAM	GP	GS	TACKLES					INTERCEPTIONS					O. FUMB					ST				MISC			
				TK	S	A	TFL	YDS	SK	YDS	QBH	NO	YDS	LG	TD	PD	FF	FR	YDS	TK	S	A	FF	FR	S	A
2014	Chiefs	9	0	0	0	0	0	0	0.0	0.0	0	0	0	0	0	0	0	0	0	7	6	1	0	0	0	0
2015	Chiefs	16	0	16	14	2	1	7	1.0	7.0	2	0	0	0	0	2	0	0	0	7	6	1	0	0	0	0
2016	Chiefs	16	1	54	47	7	4	13	1.0	8.0	3	3	48	48t	1	6	2	2	56	9	8	1	0	1	0	0
2017	Chiefs	15	14	88	66	22	5	18	1.5	14.0	7	1	3	3	0	6	0	0	0	1	1	0	0	0	0	0
2018	Chiefs	3	0	10	5	5	0	0	0.0	0.0	0	0	0	0	0	1	0	1	0	0	0	0	0	0	0	0
NFL TOTALS		59	15	168	132	36	10	38	3.5	29.0	12	4	51	48t	1	15	2	3	56	24	21	3	0	1	0	0

DANIEL SORENSEN - NFL POSTSEASON STATISTICS

		TACKLES									INTERCEPTIONS						O. FUMB				ST				MISC			
DATE	TEAM	GP	GS	TK	S	A	TFL	YDS	SK	YDS	QBH	NO	YDS	LG	TD	PD	FF	FR	YDS	TK	S	A	FF	FR	S	A		
2015	Chiefs	2	0	1	0	1	0	0	0.0	0.0	0	0	0	0	0	0	0	0	0	0	0	0	0	0	0	0		
2016	Chiefs	1	1	2	1	1	0	0	0.0	0.0	0	0	0	0	0	0	0	0	0	0	0	0	0	0	0	0		
2017	Chiefs	1	1	3	2	1	0	0	0.0	0.0	0	0	0	0	0	0	0	0	0	0	0	0	0	0	0	0		
NFL TOTALS		4	2	6	3	3	0	0	0.0	0.0	0	0	0	0	0	0	0	0	0	0	0	0	0	0	0	0		

SINGLE-GAME HIGHS: DEFENSIVE

Total Tackles	11 at New York Jets, Dec 03, 2017 9 at Oakland Raiders, Oct 19, 2017 8 vs. Pittsburgh Steelers, Oct 15, 2017 8 at Los Angeles Chargers, Sep 24, 2017 7 vs. Buffalo Bills, Nov 26, 2017 ...2 more at 7.	Tackles For Loss	2 at Oakland Raiders, Oct 19, 2017 1 vs. Los Angeles Chargers, Dec 16, 2017 1 vs. Buffalo Bills, Nov 26, 2017 1 vs. Pittsburgh Steelers, Oct 15, 2017 ...5 more at 1. 1 at New York Giants, Nov 19, 2017 1 at Los Angeles Chargers, Jan 01, 2017 1 vs. New Orleans Saints, Oct 23, 2016 ...1 more at 1. 48 vs. New Orleans Saints, Oct 23, 2016 3 at New York Giants, Nov 19, 2017 2 at Los Angeles Chargers, Jan 01, 2017 2 vs. Oakland Raiders, Dec 08, 2016 2 vs. Buffalo Bills, Nov 29, 2015 ...1 more at 2. 1 vs. Denver Broncos, Dec 25, 2016
Sacks	1.0 vs. Buffalo Bills, Nov 26, 2017 1.0 vs. New Orleans Saints, Oct 23, 2016 1.0 at Oakland Raiders, Dec 06, 2015 0.5 at Houston Texans, Oct 08, 2017	Interceptions	
Passes Defensed	2 vs. Miami Dolphins, Dec 24, 2017 2 at Los Angeles Chargers, Jan 01, 2017 2 vs. New York Jets, Sep 25, 2016 1 at Oakland Raiders, Dec 02, 2018 ...8 more at 1.	Interception Return Yards	
Forced Fumbles	1 vs. Denver Broncos, Dec 25, 2016 1 at Indianapolis Colts, Oct 30, 2016	Special Teams Tackles	
Fumble Recoveries	1 at Oakland Raiders, Dec 02, 2018 1 vs. Denver Broncos, Dec 25, 2016 1 vs. Tennessee Titans, Dec 18, 2016	Special Teams Fumble Recoveries	

SINGLE-GAME HIGHS - POSTSEASON: DEFENSIVE

Total Tackles	3 vs. Tennessee Titans, Jan 06, 2018 2 vs. Pittsburgh Steelers, Jan 15, 2017 1 at New England Patriots, Jan 16, 2016
----------------------	--

2014 GAME-BY-GAME REGULAR SEASON STATISTICS (CHIEFS)

		TACKLES							INTERCEPTIONS					O. FUMB			ST				MISC					
DATE	OPPONENT	TK	S	A	SK	YDS	TFL	YDS	QBH	NO	YDS	LG	TD	PD	FF	FR	YDS	TK	S	A	FF	FR	S	A	W/L	SCORE
09/07	TITANS	P	0	0	0	0.0	0.0	0	0	0	0	0	0	0	0	0	0	0	1	1	0	0	0	0	L	10-26
09/14	at Broncos									PRACTICE SQUAD															L	17-24
09/29	PATRIOTS									PRACTICE SQUAD															W	41-14
10/05	at 49ers									PRACTICE SQUAD															L	17-22
10/19	at Chargers									PRACTICE SQUAD															W	23-20
10/26	RAMS									PRACTICE SQUAD															W	34-7
11/02	JETS	P	0	0	0	0.0	0.0	0	0	0	0	0	0	0	0	0	0	0	0	0	0	0	0	0	W	24-10
11/09	at Bills									INACTIVE															W	17-13
11/16	SEAHAWKS	P	0	0	0	0.0	0.0	0	0	0	0	0	0	0	0	0	0	0	0	0	0	0	0	0	W	24-20
11/20	at Raiders	P	0	0	0	0.0	0.0	0	0	0	0	0	0	0	0	0	0	0	0	0	0	0	0	0	L	20-24
11/30	BRONCOS	P	0	0	0	0.0	0.0	0	0	0	0	0	0	0	0	0	0	1	1	0	0	0	0	0	L	16-29
12/07	at Cardinals	P	0	0	0	0.0	0.0	0	0	0	0	0	0	0	0	0	0	1	1	0	0	0	0	0	L	14-17
12/14	RAIDERS	P	0	0	0	0.0	0.0	0	0	0	0	0	0	0	0	0	0	1	1	0	0	0	0	0	W	31-13
12/21	at Steelers	P	0	0	0	0.0	0.0	0	0	0	0	0	0	0	0	0	0	1	0	1	0	0	0	0	L	12-20
12/28	CHARGERS	P	0	0	0	0.0	0.0	0	0	0	0	0	0	0	0	0	0	2	2	0	0	0	0	0	W	19-7
2014 TOTALS		9-0	0	0	0	0.0	0.0	0	0	0	0	0	0	0	0	0	0	7	6	1	0	0	0	0	8-7	

2015 GAME-BY-GAME REGULAR SEASON STATISTICS (CHIEFS)

		TACKLES							INTERCEPTIONS					O. FUMB			ST				MISC					
DATE OPPONENT		TK	S	A	SK	YDS	TFL	YDS	QBH	NO	YDS	LG	TD	PD	FF	FR	YDS	TK	S	A	FF	FR	S	A	W/L	SCORE
09/13 at Texans	P	0	0	0	0.0	0.0	0	0	0	0	0	0	0	0	0	0	0	0	0	0	0	0	0	0	W	27-20
09/17 BRONCOS	P	0	0	0	0.0	0.0	0	0	0	0	0	0	0	0	0	0	0	0	0	0	0	0	0	0	L	24-31
09/28 at Packers	P	0	0	0	0.0	0.0	0	0	0	0	0	0	0	0	0	0	0	0	0	0	0	0	0	0	L	28-38
10/04 at Bengals	P	0	0	0	0.0	0.0	0	0	0	0	0	0	0	0	0	0	0	1	1	0	0	0	0	0	L	21-36
10/11 BEARS	P	0	0	0	0.0	0.0	0	0	0	0	0	0	0	0	0	0	0	0	0	0	0	0	0	0	L	17-18
10/18 at Vikings	P	0	0	0	0.0	0.0	0	0	0	0	0	0	0	0	0	0	0	0	0	0	0	0	0	0	L	10-16
10/25 STEELERS	P	0	0	0	0.0	0.0	0	0	0	0	0	0	0	0	0	0	0	1	1	0	0	0	0	0	W	23-13
11/01 LIONS	P	0	0	0	0.0	0.0	0	0	0	0	0	0	0	0	0	0	0	1	1	0	0	0	0	0	W	45-10
11/15 at Broncos	P	3	3	0	0.0	0.0	0	0	0	0	0	0	0	1	0	0	0	0	0	0	0	0	0	0	W	29-13
11/22 at Chargers	P	0	0	0	0.0	0.0	0	0	0	0	0	0	0	0	0	0	0	0	0	0	0	0	0	0	W	33-3
11/29 BILLS	P	0	0	0	0.0	0.0	0	0	0	0	0	0	0	0	0	0	0	2	1	1	0	0	0	0	W	30-22
12/06 at Raiders	P	4	3	1	1.0	7.0	1	7	1	0	0	0	0	0	0	0	0	1	1	0	0	0	0	0	W	34-20
12/13 CHARGERS	P	3	3	0	0.0	0.0	0	0	0	0	0	0	0	0	0	0	0	0	0	0	0	0	0	0	W	10-3
12/20 at Ravens	P	3	3	0	0.0	0.0	0	0	0	0	0	0	0	1	0	0	0	0	0	0	0	0	0	0	W	34-14
12/27 BROWNS	P	1	1	0	0.0	0.0	0	0	0	0	0	0	0	0	0	0	0	1	1	0	0	0	0	0	W	17-13
01/03 RAIDERS	P	2	1	1	0.0	0.0	0	0	1	0	0	0	0	0	0	0	0	0	0	0	0	0	0	0	W	23-17
2015 TOTALS	16-0	16	14	2	1.0	7.0	1	7	2	0	0	0	0	2	0	0	0	7	6	1	0	0	0	0	11-5	

2016 GAME-BY-GAME REGULAR SEASON STATISTICS (CHIEFS)

		TACKLES							INTERCEPTIONS					O. FUMB			ST				MISC					
DATE OPPONENT		TK	S	A	SK	YDS	TFL	YDS	QBH	NO	YDS	LG	TD	PD	FF	FR	YDS	TK	S	A	FF	FR	S	A	W/L	SCORE
09/11	CHARGERS	P	0	0	0	0.0	0.0	0	0	1	0	0	0	0	0	0	0	0	0	0	0	0	0	0	W	33-27+
09/18	at Texans	P	2	2	0	0.0	0.0	0	0	0	0	0	0	0	0	0	0	1	1	0	0	0	0	0	L	12-19
09/25	JETS	P	2	2	0	0.0	0.0	0	0	0	1	0	0	0	2	0	0	0	0	0	0	0	0	0	W	24-3
10/02	at Steelers	P	5	4	1	0.0	0.0	1	1	0	0	0	0	0	0	0	0	0	0	0	0	0	0	0	L	14-43
10/16	at Raiders	P	5	5	0	0.0	0.0	0	0	0	0	0	0	0	0	0	0	1	0	1	0	0	0	0	W	26-10
10/23	SAINTS	P	6	6	0	1.0	8.0	1	8	1	1	48	48	1	1	0	0	0	0	0	0	0	0	0	W	27-21
10/30	at Colts	P	7	7	0	0.0	0.0	1	2	0	0	0	0	0	0	1	0	0	0	0	0	0	0	0	W	30-14
11/06	JAGUARS	P	4	3	1	0.0	0.0	0	0	0	0	0	0	0	0	0	0	1	1	0	0	0	0	0	W	19-14
11/13	at Panthers	P	1	0	1	0.0	0.0	0	0	1	0	0	0	0	0	0	0	0	0	0	0	0	0	0	W	20-17
11/20	BUCCANEERS	P	2	1	1	0.0	0.0	0	0	0	0	0	0	0	0	0	0	0	0	0	0	0	0	0	L	17-19
11/27	at Broncos	P	1	1	0	0.0	0.0	0	0	0	0	0	0	0	0	0	0	1	1	0	0	0	0	0	W	30-27+
12/04	at Falcons	S	5	4	1	0.0	0.0	0	0	0	0	0	0	0	1	0	0	0	0	0	0	0	0	0	W	29-28
12/08	RAIDERS	P	6	4	2	0.0	0.0	0	0	0	0	0	0	0	0	0	0	2	2	0	0	0	0	0	W	21-13
12/18	TITANS	P	1	1	0	0.0	0.0	0	0	0	0	0	0	0	0	0	1	55	1	1	0	0	0	0	L	17-19
12/25	BRONCOS	P	3	3	0	0.0	0.0	1	2	0	0	0	0	0	0	1	1	1	0	0	0	1	0	0	W	33-10
01/01	at Chargers	P	4	4	0	0.0	0.0	0	0	0	1	0	0	0	2	0	0	0	2	2	0	0	0	0	W	37-27
2016 TOTALS		16-1	54	47	7	1.0	8.0	4	13	3	3	48	48t	1	6	2	2	56	9	8	1	0	1	0	0	12-4

+ - Overtime

2017 GAME-BY-GAME REGULAR SEASON STATISTICS (CHIEFS)

DATE OPPONENT		TACKLES							INTERCEPTIONS					O. FUMB			ST				MISC		W/L	SCORE		
		TK	S	A	SK	YDS	TFL	YDS	QBH	NO	YDS	LG	TD	PD	FF	FR	YDS	TK	S	A	FF	FR			S	A
09/07 at Patriots	P	2	2	0	0.0	0.0	0	0	0	0	0	0	0	0	0	0	0	1	1	0	0	0	0	0	W	42-27
09/17 EAGLES	S	6	6	0	0.0	0.0	0	0	3	0	0	0	0	0	0	0	0	0	0	0	0	0	0	0	W	27-20
09/24 at Chargers	S	8	6	2	0.0	0.0	0	0	0	0	0	0	0	1	0	0	0	0	0	0	0	0	0	0	W	24-10
10/02 REDSKINS	S	1	1	0	0.0	0.0	0	0	0	0	0	0	0	0	0	0	0	0	0	0	0	0	0	0	W	29-20
10/08 at Texans	S	6	4	2	0.5	3.0	0	0	1	0	0	0	0	1	0	0	0	0	0	0	0	0	0	0	W	42-34
10/15 STEELERS	S	8	4	4	0.0	0.0	1	4	0	0	0	0	0	0	0	0	0	0	0	0	0	0	0	0	L	13-19
10/19 at Raiders	S	9	6	3	0.0	0.0	2	1	0	0	0	0	0	1	0	0	0	0	0	0	0	0	0	0	L	30-31
10/30 BRONCOS	S	7	5	2	0.0	0.0	0	0	0	0	0	0	0	0	0	0	0	0	0	0	0	0	0	0	W	29-19
11/05 at Cowboys	S	6	4	2	0.0	0.0	0	0	0	0	0	0	0	0	0	0	0	0	0	0	0	0	0	0	L	17-28
11/19 at Giants	S	6	5	1	0.0	0.0	0	0	0	1	3	3	0	1	0	0	0	0	0	0	0	0	0	0	L	9-12+
11/26 BILLS	S	7	7	0	1.0	11.0	1	11	2	0	0	0	0	0	0	0	0	0	0	0	0	0	0	0	L	10-16
12/03 at Jets	S	11	6	5	0.0	0.0	0	0	1	0	0	0	0	0	0	0	0	0	0	0	0	0	0	0	L	31-38
12/10 RAIDERS	S	2	2	0	0.0	0.0	0	0	0	0	0	0	0	0	0	0	0	0	0	0	0	0	0	0	W	26-15
12/16 CHARGERS	S	5	4	1	0.0	0.0	1	2	0	0	0	0	0	0	0	0	0	0	0	0	0	0	0	0	W	30-13
12/24 DOLPHINS	S	4	4	0	0.0	0.0	0	0	0	0	0	0	0	2	0	0	0	0	0	0	0	0	0	0	W	29-13
12/31 at Broncos		DID NOT PLAY																							W	27-24
2017 TOTALS	15-14	88	66	22	1.5	14.0	5	18	7	1	3	3	0	6	0	0	0	1	1	0	0	0	0	0	10-6	

+ - Overtime

2018 GAME-BY-GAME REGULAR SEASON STATISTICS (CHIEFS)

		TACKLES							INTERCEPTIONS				O. FUMB			ST				MISC						
DATE	OPPONENT	TK	S	A	SK	YDS	TFL	YDS	QBH	NO	YDS	LG	TD	PD	FF	FR	YDS	TK	S	A	FF	FR	S	A	W/L	SCORE
09/09	at Chargers								RESERVE/INJURED													W	38-28			
09/16	at Steelers								RESERVE/INJURED													W	42-37			
09/23	49ERS								RESERVE/INJURED													W	38-27			
10/01	at Broncos								RESERVE/INJURED													W	27-23			
10/07	JAGUARS								RESERVE/INJURED													W	30-14			
10/14	at Patriots								RESERVE/INJURED													L	40-43			
10/21	BENGALS								RESERVE/INJURED													W	45-10			
10/28	BRONCOS								RESERVE/INJURED													W	30-23			
11/04	at Browns								RESERVE/INJURED													W	37-21			
11/11	CARDINALS	P	6	2	4	0.0	0.0	0	0	0	0	0	0	0	0	0	0	0	0	0	0	0	0	0	W	26-14
11/19	at Rams	P	2	2	0	0.0	0.0	0	0	0	0	0	0	0	0	0	0	0	0	0	0	0	0	0	L	51-54
12/02	at Raiders	P	2	1	1	0.0	0.0	0	0	0	0	0	0	1	0	1	0	0	0	0	0	0	0	0	W	40-33
2018 TOTALS		3-0	10	5	5	0.0	0.0	0	0	0	0	0	0	1	0	1	0	0	0	0	0	0	0	0	10-2	

2015 GAME-BY-GAME POSTSEASON STATISTICS (CHIEFS)

		TACKLES							INTERCEPTIONS					O. FUMB			ST				MISC						
DATE	OPPONENT	TK	S	A	SK	YDS	TFL	YDS	QBH	NO	YDS	LG	TD	PD	FF	FR	YDS	TK	S	A	FF	FR	S	A	W/L	SCORE	
01/09	at Texans	P	0	0	0	0.0	0.0	0	0	0	0	0	0	0	0	0	0	0	0	0	0	0	0	0	W	30-0	
01/16	at Patriots	P	1	0	1	0.0	0.0	0	0	0	0	0	0	0	0	0	0	0	0	0	0	0	0	0	L	20-27	
2015 TOTALS		2-0	1	0	1	0.0	0.0	0	0	0	0	0	0	0	0	0	0	0	0	0	0	0	0	0	0	1-1	

2016 GAME-BY-GAME POSTSEASON STATISTICS (CHIEFS)

		TACKLES							INTERCEPTIONS					O. FUMB			ST				MISC					
DATE	OPPONENT	TK	S	A	SK	YDS	TFL	YDS	QBH	NO	YDS	LG	TD	PD	FF	FR	YDS	TK	S	A	FF	FR	S	A	W/L	SCORE
01/15	STEELERS	S	2	1	1	0.0	0.0	0	0	0	0	0	0	0	0	0	0	0	0	0	0	0	0	0	L	16-18
2016	TOTALS	1-1	2	1	1	0.0	0.0	0	0	0	0	0	0	0	0	0	0	0	0	0	0	0	0	0	0-1	

2017 GAME-BY-GAME POSTSEASON STATISTICS (CHIEFS)

		TACKLES								INTERCEPTIONS				O. FUMB			ST				MISC					
DATE	OPPONENT	TK	S	A	SK	YDS	TFL	YDS	QBH	NO	YDS	LG	TD	PD	FF	FR	YDS	TK	S	A	FF	FR	S	A	W/L	SCORE
01/06	TITANS	5	3	2	1	0.0	0.0	0	0	0	0	0	0	0	0	0	0	0	0	0	0	0	0	0	L	21-22
2017	TOTALS	1-1	3	2	1	0.0	0.0	0	0	0	0	0	0	0	0	0	0	0	0	0	0	0	0	0	0-1	



BREELAND SPEAKS

LINEBACKER

57



ROOKIE SEASON

ROOKIE YEAR WITH THE CHIEFS

COLLEGE: MISSISSIPPI

BIRTHDAY
12/18/95

HEIGHT
6'3"

WEIGHT
285

ACQUIRED
D2-18

📺 Rookie linebacker enters his first NFL season with the Chiefs in 2018.

Recorded first career fumble recovery in Week 5 vs. Jacksonville (10/7/18).

📺 The Chiefs traded their second-round pick (No. 54 overall) along with a third-round selection (No. 78) to the Bengals for the 46th overall pick and a fourth-round selection (No. 100 overall). Speaks was selected with the 46th overall pick in the second round of the 2018 NFL Draft.

Career Highlights:

📺 Logged first NFL start in Week 6 vs. New England (10/13/18) where he recorded his first career sack and forced fumble. Also had six tackles (two solo). Recorded first full career sack in Week 8 vs. Denver (10/28/18).

Transactions:

Originally entered the NFL as the Chiefs second round (46th overall) pick of the 2018 NFL Draft.

COLLEGE

Appeared in 37 games with Ole Miss recording 127 tackles (52 solo), 9.0 sacks (-44 yards), 15 tackles for loss (-77 yards) and two fumble recoveries ... Earned second team all-SEC honors from both the Associated Press and Phil Steele in 2017 ... Ranked second on the team in both tackles (67) and sacks (7.0) during 2017 season ... IN 2016 tied for the team lead with eight QB hurries ... Helped Ole Miss rank top three among SEC teams in tackles for loss (8.1/game - 7th in NCAA), interceptions (15 - t23rd in NCAA) and takeaways (23 - t38th in NCAA) in 2015 ... Did not see action and was redshirted in 2014.

PERSONAL

📺 Enjoyed a breakout senior season at Callaway High School in Jackson, Miss., where he was named first team All-State at defensive tackle and Metro Player of the Year by The Clarion-Ledger.

📺 Posted 118 tackles, 26.5 tackles for loss, 9.0 sacks, 18 QB hurries, four forced fumbles, three blocked kicks, five pass breakups and an interception returned for a touchdown while helping Callaway win a school-record 14 games and reach the Class 5A state semifinals.

📺 Chosen to play in the Alabama-Mississippi All-Star Game

📺 Majored in criminal justice with an emphasis in corrections at Ole Miss.

SINGLE-GAME HIGHS: DEFENSIVE

Total Tackles 6 at New England Patriots, Oct 14, 2018
4 at Cleveland Browns, Nov 04, 2018
4 vs. Denver Broncos, Oct 28, 2018
2 vs. Cincinnati Bengals, Oct 21, 2018
2 at Denver Broncos, Oct 01, 2018
...1 more at 2.

Sacks 1.0 vs. Denver Broncos, Oct 28, 2018
0.5 at New England Patriots, Oct 14, 2018

Forced Fumbles 1 at New England Patriots, Oct 14, 2018

Fumble Recoveries 1 vs. Denver Broncos, Oct 28, 2018
1 vs. Jacksonville Jaguars, Oct 07, 2018

Tackles For Loss 2 at Cleveland Browns, Nov 04, 2018
1 vs. Denver Broncos, Oct 28, 2018

2018 GAME-BY-GAME REGULAR SEASON STATISTICS (CHIEFS)

		TACKLES							INTERCEPTIONS					O. FUMB			ST				MISC					
DATE	OPPONENT	TK	S	A	SK	YDS	TFL	YDS	QBH	NO	YDS	LG	TD	PD	FF	FR	YDS	TK	S	A	FF	FR	S	A	W/L	SCORE
09/09	at Chargers	P	0	0	0	0.0	0.0	0	0	0	0	0	0	0	0	0	0	0	0	0	0	0	0	0	W	38-28
09/16	at Steelers	P	0	0	0	0.0	0.0	0	0	0	0	0	0	0	0	0	0	0	0	0	0	0	0	0	W	42-37
09/23	49ERS	P	2	1	1	0.0	0.0	0	0	0	0	0	0	0	0	0	0	0	0	0	0	0	0	0	W	38-27
10/01	at Broncos	P	2	2	0	0.0	0.0	0	0	0	0	0	0	0	0	0	0	0	0	0	0	0	0	0	W	27-23
10/07	JAGUARS	P	1	1	0	0.0	0.0	0	0	2	0	0	0	0	0	1	0	0	0	0	0	0	0	0	W	30-14
10/14	at Patriots	S	6	1	5	0.5	3.5	0	0	0	0	0	0	0	1	0	0	0	0	0	0	0	0	0	L	40-43
10/21	BENGALS	S	2	1	1	0.0	0.0	0	0	1	0	0	0	0	0	0	0	0	0	0	0	0	0	0	W	45-10
10/28	BRONCOS	S	4	3	1	1.0	11.0	1	11	2	0	0	0	0	0	1	0	0	0	0	0	0	0	0	W	30-23
11/04	at Browns	S	4	4	0	0.0	0.0	2	4	0	0	0	0	0	0	0	0	0	0	0	0	0	0	0	W	37-21
11/11	CARDINALS	P	0	0	0	0.0	0.0	0	0	2	0	0	0	0	0	0	0	0	0	0	0	0	0	0	W	26-14
11/19	at Rams	P	1	1	0	0.0	0.0	0	0	0	0	0	0	0	0	0	0	0	0	0	0	0	0	0	L	51-54
12/02	at Raiders	P	1	1	0	0.0	0.0	0	0	0	0	0	0	0	0	0	0	0	0	0	0	0	0	0	W	40-33
2018 TOTALS		12-4	23	15	8	1.5	14.5	3	15	7	0	0	0	0	0	1	2	0	0	0	0	0	0	10-2		



DE'ANTHONY THOMAS

WIDE RECEIVER

13



5TH SEASON

5TH YEAR WITH THE CHIEFS

COLLEGE: OREGON

BIRTHDAY
01/05/93

HEIGHT
5'8"

WEIGHT
176

ACQUIRED
04-14

📺 Fifth-year wide receiver enters his fifth season with Kansas City in 2018.
📺 Drafted by the Chiefs with the 124th overall pick in the fourth round of the 2014 NFL Draft.
Recorded first forced fumble of career and scored his first touchdown of the 2018 season (fourth career) in Week 1 at Los Angeles Chargers (9/9/18).

Honors:

📺 Earned an AFC Special Teams Player of the Week

award after he had 156 punt return yards vs. Oakland (12/14/14), which ranks as the second-highest single-game total in franchise history.

📺 Named to the PFWA's 2015 All-Rookie Team as punt returner.

Transactions:

Re-signed with Kansas City (3/14/18) ... Originally entered the NFL as the Chiefs fourth-round pick (124th overall) in the 2014 NFL Draft.

COLLEGE

Played in 37 games (19 starts) at Oregon, posting 243 carries for 1,961 yards (8.1 avg.) with 26 touchdowns and recorded 113 receptions for 1,296 yards (11.5 avg.) with 15 touchdowns ... Also returned 16 punts for 274 yards (17.1 avg.) with one touchdown and took back 73 kickoffs for 1,885 yards (25.8 avg.) and four touchdowns ... Became first Oregon player in 47 years to score touchdowns rushing, receiving, returning punts and kickoffs in the same season in 2012 ... Set a school record for number of touchdowns by a freshman (18).

PERSONAL

📺 Attended Crenshaw High School in Los Angeles, Calif., where he played on both sides of the ball.
📺 Ran the anchor leg on 4x100 meter relay that advanced Oregon to NCAA Championships and posted sixth-fastest time in school history (39.89).
📺 Played for the Crenshaw Bears in Snoop Dogg's Pop Warner football league at age 12.
📺 Majored in family and human services.

DE'ANTHONY THOMAS - NFL REGULAR SEASON STATISTICS

RECEIVING														RUSHING				
DATE	TEAM	GP	GS	NO.	YDS	AVG	LG	TD	NO.	YDS.	AVG.	LG	TD					
2014	Chiefs	12	3	23	156	6.8	30	0	14	113	8.1	26	1					
2015	Chiefs	10	1	17	140	8.2	36	1	9	34	3.8	13	1					
2016	Chiefs	12	0	7	35	5.0	15	0	4	29	7.3	23	0					
2017	Chiefs	16	2	14	143	10.2	57t	2	1	4	4.0	4	0					
2018	Chiefs	5	0	3	29	9.7	15	1	1	6	6.0	6	0					
NFL TOTALS		55	6	64	503	7.9	57t	4	29	186	6.4	26	2					

DE'ANTHONY THOMAS - NFL POSTSEASON STATISTICS

				RECEIVING					RUSHING				
DATE	TEAM	GP	GS	NO.	YDS	AVG	LG	TD	NO.	YDS.	AVG.	LG	TD
2015	Chiefs	0	0	0	0	0.0	0	0	0	0	0.0	0	0
2016	Chiefs	1	0	0	0	0.0	0	0	0	0	0.0	0	0
2017	Chiefs	0	0	0	0	0.0	0	0	0	0	0.0	0	0
NFL TOTALS		1	0	0	0	0.0	0	0	0	0	0.0	0	0

DE'ANTHONY THOMAS - NFL REGULAR SEASON RETURN STATISTICS

DATE	TEAM	KICKOFF RETURNS					PUNT RETURNS					
		RET.	YDS.	AVG.	LG	TD	NO.	FC	YDS	AVG	LG	TD
2014	Chiefs	14	428	30.6	78	0	34	0	405	11.9	81t	1
2015	Chiefs	6	138	23.0	30	0	29	2	227	7.8	37	0
2016	Chiefs	15	338	22.5	41	0	0	0	0	0.0	0	0
2017	Chiefs	13	305	23.5	39	0	8	0	20	2.5	8	0
2018	Chiefs	3	58	19.3	26	0	1	0	48	48.0	48	0
NFL TOTALS		51	1,267	24.8	78	0	72	2	700	9.7	81t	1

DE'ANTHONY THOMAS - NFL POSTSEASON RETURN STATISTICS

DATE	TEAM	KICKOFF RETURNS					PUNT RETURNS					
		RET.	YDS.	AVG.	LG	TD	NO.	FC	YDS	AVG	LG	TD
2015	Chiefs	0	0	0.0	0	0	0	0	0	0.0	0	0
2016	Chiefs	0	0	0.0	0	0	0	0	0	0.0	0	0
2017	Chiefs	0	0	0.0	0	0	0	0	0	0.0	0	0
NFL TOTALS		0	0	0.0	0	0	0	0	0	0.0	0	0

SINGLE-GAME HIGHS: RUSHING/RECEIVING

Rush Attempts	3 vs. Seattle Seahawks, Nov 16, 2014 2 at Indianapolis Colts, Oct 30, 2016 2 at Cincinnati Bengals, Oct 04, 2015 2 vs. Oakland Raiders, Dec 14, 2014 ...1 more at 2.	Kickoff Return Yards	130 at Atlanta Falcons, Dec 04, 2016 89 vs. Denver Broncos, Nov 30, 2014 86 at New England Patriots, Sep 07, 2017 78 vs. New York Jets, Nov 02, 2014 63 at New York Jets, Dec 03, 2017
Rushing Yards	26 vs. New York Jets, Nov 02, 2014 23 at Atlanta Falcons, Dec 04, 2016 22 vs. Seattle Seahawks, Nov 16, 2014 18 vs. Los Angeles Chargers, Dec 28, 2014 17 at San Francisco 49ers, Oct 05, 2014	Longest Kickoff Return	78 vs. New York Jets, Nov 02, 2014 48 at Oakland Raiders, Nov 20, 2014 41 at Denver Broncos, Nov 27, 2016 39 at New York Giants, Nov 19, 2017 39 at Arizona Cardinals, Dec 07, 2014
Longest Runs	26 vs. New York Jets, Nov 02, 2014 23 at Atlanta Falcons, Dec 04, 2016 18 vs. Los Angeles Chargers, Dec 28, 2014 17t at San Francisco 49ers, Oct 05, 2014 13 vs. Pittsburgh Steelers, Oct 25, 2015	Fair Catches	1 at Denver Broncos, Nov 15, 2015 1 vs. Denver Broncos, Sep 17, 2015
Rushing TDs	1 vs. Detroit Lions, Nov 01, 2015 1 at San Francisco 49ers, Oct 05, 2014	Punt Return Yards	156 vs. Oakland Raiders, Dec 14, 2014 81 at Houston Texans, Sep 13, 2015 69 vs. Los Angeles Chargers, Dec 28, 2014 48 at Pittsburgh Steelers, Sep 16, 2018 47 at Los Angeles Chargers, Oct 19, 2014
Receptions	6 at Pittsburgh Steelers, Dec 21, 2014 4 at Denver Broncos, Nov 15, 2015 4 vs. Los Angeles Rams, Oct 26, 2014 3 at Dallas Cowboys, Nov 05, 2017 3 vs. Pittsburgh Steelers, Oct 15, 2017 ...2 more at 3.	Longest Punt Return	81t vs. Oakland Raiders, Dec 14, 2014 48 at Pittsburgh Steelers, Sep 16, 2018 41 vs. Los Angeles Chargers, Dec 28, 2014 37 vs. Detroit Lions, Nov 01, 2015 28 at San Francisco 49ers, Oct 05, 2014
Receiving Yards	61 vs. Pittsburgh Steelers, Oct 15, 2017 47 at Pittsburgh Steelers, Dec 21, 2014 41 at Dallas Cowboys, Nov 05, 2017 37 at Denver Broncos, Nov 15, 2015 28 vs. Los Angeles Chargers, Dec 28, 2014	Punt Returns	8 vs. Oakland Raiders, Dec 14, 2014 6 vs. Detroit Lions, Nov 01, 2015 5 at Green Bay Packers, Sep 28, 2015 5 at Houston Texans, Sep 13, 2015 4 vs. Denver Broncos, Sep 17, 2015 ...2 more at 4.
Longest Receptions	57t vs. Pittsburgh Steelers, Oct 15, 2017 36 at Denver Broncos, Nov 15, 2015 30 vs. Los Angeles Chargers, Dec 28, 2014 23 vs. Detroit Lions, Nov 01, 2015 22 at Dallas Cowboys, Nov 05, 2017	Punt Return TDs	1 vs. Oakland Raiders, Dec 14, 2014
Receiving TDs	1 at Los Angeles Chargers, Sep 09, 2018 1 vs. Pittsburgh Steelers, Oct 15, 2017 1 at Houston Texans, Oct 08, 2017 ...1 more at 1.	Special Teams Tackles	2 at Pittsburgh Steelers, Sep 16, 2018 1 vs. Jacksonville Jaguars, Oct 07, 2018 1 at Los Angeles Chargers, Sep 09, 2018 1 at Los Angeles Chargers, Sep 24, 2017 ...2 more at 1.
All-purpose yards	175 vs. Oakland Raiders, Dec 14, 2014 153 at Atlanta Falcons, Dec 04, 2016 144 vs. New York Jets, Nov 02, 2014 115 vs. Los Angeles Chargers, Dec 28, 2014 109 at Los Angeles Chargers, Oct 19, 2014	Most TDs	1 at Los Angeles Chargers, Sep 09, 2018 1 vs. Pittsburgh Steelers, Oct 15, 2017 1 at Houston Texans, Oct 08, 2017 ...4 more at 1.
Kickoff Returns	6 at Atlanta Falcons, Dec 04, 2016 4 at New England Patriots, Sep 07, 2017 4 vs. Denver Broncos, Nov 30, 2014 3 at New York Jets, Dec 03, 2017 2 at Los Angeles Chargers, Sep 09, 2018 ...7 more at 2.		

SINGLE-GAME HIGHS - POSTSEASON: RUSHING/RECEIVING

Special Teams Tackles	1 vs. Pittsburgh Steelers, Jan 15, 2017
------------------------------	---

2014 GAME-BY-GAME REGULAR SEASON STATISTICS (CHIEFS)

DATE	OPPONENT	P/S	RECEIVING				RUSHING				W/L	SCORE
			NO	YDS	LG	TD	ATT	YDS	LG	TD		
09/07	TITANS					INACTIVE					L	10-26
09/14	at Broncos					INACTIVE					L	17-24
09/21	at Dolphins					INACTIVE					W	34-15
09/29	PATRIOTS					INACTIVE					W	41-14
10/05	at 49ers	P	0	0	0	0	1	17	17t	1	L	17-22
10/19	at Chargers	S	2	21	15	0	1	5	5	0	W	23-20
10/26	RAMS	P	4	14	17	0	0	0	0	0	W	34-7
11/02	JETS	P	1	5	5	0	1	26	26	0	W	24-10
11/09	at Bills	P	0	0	0	0	1	3	3	0	W	17-13
11/16	SEAHAWKS	P	1	10	10	0	3	22	8	0	W	24-20
11/20	at Raiders	S	2	15	10	0	1	9	9	0	L	20-24
11/30	BRONCOS	S	2	5	5	0	0	0	0	0	L	16-29
12/07	at Cardinals	P	1	6	6	0	2	5	9	0	L	14-17
12/14	RAIDERS	P	1	5	5	0	2	14	8	0	W	31-13
12/21	at Steelers	P	6	47	19	0	1	-6	-6	0	L	12-20
12/28	CHARGERS	P	3	28	30	0	1	18	18	0	W	19-7
2014 TOTALS	12-3		23	156	30	0	14	113	26	1	9-7	

2015 GAME-BY-GAME REGULAR SEASON STATISTICS (CHIEFS)

DATE	OPPONENT	P/S	RECEIVING				RUSHING				W/L	SCORE
			NO	YDS	LG	TD	ATT	YDS	LG	TD		
09/13	at Texans	P	1	2	2	0	1	9	9	0	W	27-20
09/17	BRONCOS	P	2	20	12	0	0	0	0	0	L	24-31
09/28	at Packers	P	2	12	9	0	1	-7	-7	0	L	28-38
10/04	at Bengals	P	1	11	11	0	2	-4	4	0	L	21-36
10/11	BEARS	S	2	24	19t	1	1	5	5	0	L	17-18
10/18	at Vikings	P	0	0	0	0	1	1	1	0	L	10-16
10/25	STEELERS	P	2	12	7	0	1	13	13	0	W	23-13
11/01	LIONS	P	3	22	23	0	1	10	10t	1	W	45-10
11/15	at Broncos	P	4	37	36	0	0	0	0	0	W	29-13
11/22	at Chargers	P	0	0	0	0	1	7	7	0	W	33-3
11/29	BILLS					INACTIVE					W	30-22
12/06	at Raiders					INACTIVE					W	34-20
12/13	CHARGERS					INACTIVE					W	10-3
12/20	at Ravens					INACTIVE					W	34-14
12/27	BROWNS					INACTIVE					W	17-13
01/03	RAIDERS					NON-FOOTBALL ILLNESS (NFI)					W	23-17
2015 TOTALS	10-1		17	140	36	1	9	34	13	1	11-5	

2016 GAME-BY-GAME REGULAR SEASON STATISTICS (CHIEFS)

DATE	OPPONENT	P/S	RECEIVING				RUSHING				W/L	SCORE
			NO	YDS	LG	TD	ATT	YDS	LG	TD		
09/11	CHARGERS					INACTIVE					W	33-27+
09/18	at Texans					INACTIVE					L	12-19
09/25	JETS					INACTIVE					W	24-3
10/02	at Steelers					INACTIVE					L	14-43
10/16	at Raiders	P	2	14	8	0	0	0	0	0	W	26-10
10/23	SAINTS	P	2	12	15	0	0	0	0	0	W	27-21
10/30	at Colts	P	0	0	0	0	2	2	3	0	W	30-14
11/06	JAGUARS	P	0	0	0	0	0	0	0	0	W	19-14
11/13	at Panthers	P	0	0	0	0	0	0	0	0	W	20-17
11/20	BUCCANEERS	P	0	0	0	0	0	0	0	0	L	17-19
11/27	at Broncos	P	1	4	4	0	0	0	0	0	W	30-27+
12/04	at Falcons	P	0	0	0	0	1	23	23	0	W	29-28
12/08	RAIDERS	P	1	1	1	0	0	0	0	0	W	21-13
12/18	TITANS	P	1	4	4	0	1	4	4	0	L	17-19
12/25	BRONCOS	P	0	0	0	0	0	0	0	0	W	33-10
01/01	at Chargers	P	0	0	0	0	0	0	0	0	W	37-27
2016 TOTALS	12-0		7	35	15	0	4	29	23	0	12-4	

+ - Overtime

2017 GAME-BY-GAME REGULAR SEASON STATISTICS (CHIEFS)

DATE	OPPONENT	P/S	RECEIVING				RUSHING				W/L	SCORE
			NO	YDS	LG	TD	ATT	YDS	LG	TD		
09/07	at Patriots	P	1	-2	-2	0	1	4	4	0	W	42-27
09/17	EAGLES	P	0	0	0	0	0	0	0	0	W	27-20
09/24	at Chargers	P	1	14	14	0	0	0	0	0	W	24-10
10/02	REDSKINS	P	0	0	0	0	0	0	0	0	W	29-20
10/08	at Texans	P	1	10	10t	1	0	0	0	0	W	42-34
10/15	STEELERS	P	3	61	57t	1	0	0	0	0	L	13-19
10/19	at Raiders	P	1	2	2	0	0	0	0	0	L	30-31
10/30	BRONCOS	P	0	0	0	0	0	0	0	0	W	29-19
11/05	at Cowboys	S	3	41	22	0	0	0	0	0	L	17-28
11/19	at Giants	P	2	11	9	0	0	0	0	0	L	9-12+
11/26	BILLS	P	0	0	0	0	0	0	0	0	L	10-16
12/03	at Jets	P	0	0	0	0	0	0	0	0	L	31-38
12/10	RAIDERS	S	0	0	0	0	0	0	0	0	W	26-15
12/16	CHARGERS	P	2	6	4	0	0	0	0	0	W	30-13
12/24	DOLPHINS	P	0	0	0	0	0	0	0	0	W	29-13
12/31	at Broncos	P	0	0	0	0	0	0	0	0	W	27-24
2017 TOTALS			16-2	14	143	57t	2	1	4	4	0	10-6

+ - Overtime

2018 GAME-BY-GAME REGULAR SEASON STATISTICS (CHIEFS)

DATE	OPPONENT	P/S	RECEIVING				RUSHING				W/L	SCORE
			NO	YDS	LG	TD	ATT	YDS	LG	TD		
09/09	at Chargers	P	1	1	1t	1	0	0	0	0	W	38-28
09/16	at Steelers	P	0	0	0	0	0	0	0	0	W	42-37
09/23	49ERS	P	0	0	0	0	0	0	0	0	W	38-27
10/01	at Broncos	P	1	15	15	0	1	6	6	0	W	27-23
10/07	JAGUARS	P	1	13	13	0	0	0	0	0	W	30-14
10/14	at Patriots										L	40-43
10/21	BENGALS										W	45-10
10/28	BRONCOS										W	30-23
11/04	at Browns										W	37-21
11/11	CARDINALS										W	26-14
11/19	at Rams										L	51-54
12/02	at Raiders										W	40-33
2018 TOTALS			5-0	3	29	15	1	6	6	0	10-2	

2015 GAME-BY-GAME POSTSEASON STATISTICS (CHIEFS)

DATE	OPPONENT	P/S	RECEIVING				RUSHING				W/L	SCORE
			NO	YDS	LG	TD	ATT	YDS	LG	TD		
01/09	at Texans										W	30-0
01/16	at Patriots										L	20-27
2015 TOTALS			0-0	0	0	0	0	0	0	0	1-1	

2016 GAME-BY-GAME POSTSEASON STATISTICS (CHIEFS)

DATE	OPPONENT	P/S	RECEIVING				RUSHING				W/L	SCORE
			NO	YDS	LG	TD	ATT	YDS	LG	TD		
01/15	STEELERS	P	0	0	0	0	0	0	0	0	L	16-18
2016 TOTALS			1-0	0	0	0	0	0	0	0	0-1	

2017 GAME-BY-GAME POSTSEASON STATISTICS (CHIEFS)

DATE	OPPONENT	P/S	RECEIVING				RUSHING				W/L	SCORE
			NO	YDS	LG	TD	ATT	YDS	LG	TD		
01/06	TITANS										L	21-22
2017 TOTALS			0-0	0	0	0	0	0	0	0	0-1	



D'MONTRE WADE

DEFENSIVE BACK

40



ROOKIE SEASON

ROOKIE YEAR WITH THE CHIEFS

COLLEGE: MURRAY STATE

BIRTHDAY
12/22/94

HEIGHT
5'11"

WEIGHT
206

ACQUIRED
CFA-18

📺 Rookie cornerback enters his first season with the Chiefs in 2018.

📺 Originally entered the NFL as an undrafted free agent with the Chiefs in 2018.

Transactions:

Signed to Kansas City's practice squad (9/2/18) ... Released by Kansas City (9/1/18) ... Originally entered the NFL as an undrafted free agent with the Chiefs in 2018.

COLLEGE

Appeared in 41 games for Murray State (2014-17) ... As a senior started in all 11 games for the Racers, posting 33 tackles (17 solo), led Ohio Valley Conference with six interceptions, finishing second in the FCS with 0.6 per game and returned eight kicks for 156 yards ... As a junior started in all 11 games and recorded 50 tackles (33 solo), he finished the year with three interceptions for 17 yards, 15 pass breakups and returned seven kicks for 139 yards ... Named first-team All-American by Phil Steele and earned First-Team All-OVC honors in 2017 ... Redshirted during the 2013 season.

PERSONAL

📺 Three-year letterwinner at Brentwood Academy.

📺 Earned All-State honors as a senior after helping the Eagles to the state semifinals.

📺 Rushed four times for 23 yards in the Toyota Tennessee East-West All-Star Game.

📺 Finished junior season with 171 carries for 1,334 yards and 18 touchdowns.

D'MONTRE WADE - NFL REGULAR SEASON STATISTICS

		TACKLES										INTERCEPTIONS						O. FUMB				ST				MISC			
DATE	TEAM	GP	GS	TK	S	A	TFL	YDS	SK	YDS	QBH	NO	YDS	LG	TD	PD	FF	FR	YDS	TK	S	A	FF	FR	S	A			
2018	Chiefs	0	0	0	0	0	0	0	0.0	0.0	0	0	0	0	0	0	0	0	0	0	0	0	0	0	0	0			
NFL		0	0	0	0	0	0	0	0.0	0.0	0	0	0	0	0	0	0	0	0	0	0	0	0	0	0	0			
TOTALS																													

2018 GAME-BY-GAME REGULAR SEASON STATISTICS (CHIEFS)

	TACKLES								INTERCEPTIONS					O. FUMB			ST					MISC				
DATE	OPPONENT	TK	S	A	SK	YDS	TFL	YDS	QBH	NO	YDS	LG	TD	PD	FF	FR	YDS	TK	S	A	FF	FR	S	A	W/L	SCORE
09/09	at Chargers									PRACTICE SQUAD													W	38-28		
09/16	at Steelers									PRACTICE SQUAD													W	42-37		
09/23	49ERS									PRACTICE SQUAD													W	38-27		
10/01	at Broncos									PRACTICE SQUAD													W	27-23		
10/07	JAGUARS									PRACTICE SQUAD													W	30-14		
10/14	at Patriots									PRACTICE SQUAD													L	40-43		
10/21	BENGALS									PRACTICE SQUAD													W	45-10		
10/28	BRONCOS									PRACTICE SQUAD													W	30-23		
11/04	at Browns									PRACTICE SQUAD													W	37-21		
11/11	CARDINALS									PRACTICE SQUAD													W	26-14		
11/19	at Rams									PRACTICE SQUAD													L	51-54		
12/02	at Raiders									PRACTICE SQUAD													W	40-33		
2018 TOTALS		0	0	0	0	0.0	0	0	0	0	0	0	0	0	0	0	0	0	0	0	0	0	0	0	10-2	



CHARVARIUS WARD

CORNERBACK



ROOKIE SEASON

ROOKIE YEAR WITH THE CHIEFS

COLLEGE: MIDDLE TENNESSEE STAT

BIRTHDAY
05/16/96

HEIGHT
6'1"

WEIGHT
198

ACQUIRED
T(DAL)-18

- 👁️ Rookie defensive back enters his first season with the Chiefs in 2018.
- 👁️ Joined Kansas City as part of a trade that sent OL Parker Ehinger to Dallas.
- 👁️ Originally entered the NFL as an undrafted free agent

with the Cowboys in 2018.

Transactions:

Traded to Kansas City from Dallas (8/31/18) ... Originally entered the NFL as an undrafted free agent with the Cowboys in 2018.

COLLEGE

Appeared in 25 games (10 starts) for Middle Tennessee State recording 74 tackles (48 solo), 21 passes defended, three tackles for loss and one fumble recovery ... Transferred to Middle Tennessee State from Hinds Community College prior to his junior year in 2016 ... Tallied 64 tackles, four interceptions, seven passes defended, one forced fumble and one blocked kick at Hinds CC.

PERSONAL

- 👁️ Lettered in football at McComb (Miss.) High School, posting 48 tackles and an interception as a senior.
- 👁️ Took home all-region honors while also being voted the team's top defensive back.
- 👁️ Earned his degree in liberal studies at Middle Tennessee State.

CHARVARIUS WARD - NFL REGULAR SEASON STATISTICS

		TACKLES									INTERCEPTIONS						O. FUMB				ST				MISC			
DATE	TEAM	GP	GS	TK	S	A	TFL	YDS	SK	YDS	QBH	NO	YDS	LG	TD	PD	FF	FR	YDS	TK	S	A	FF	FR	S	A		
2018	Chiefs	9	0	1	1	0	0	0	0.0	0.0	0	0	0	0	0	0	0	0	0	11	8	3	0	0	0	0		
NFL		9	0	1	1	0	0	0	0.0	0.0	0	0	0	0	0	0	0	0	0	11	8	3	0	0	0	0		
TOTALS																												

SINGLE-GAME HIGHS: DEFENSIVE

Total Tackles 1 vs. Cincinnati Bengals, Oct 21, 2018

Special Teams Tackles 3 at Denver Broncos, Oct 01, 2018
2 at Los Angeles Rams, Nov 19, 2018
2 vs. Arizona Cardinals, Nov 11, 2018
2 vs. Denver Broncos, Oct 28, 2018
1 at Cleveland Browns, Nov 04, 2018
...1 more at 1.

2018 GAME-BY-GAME REGULAR SEASON STATISTICS (CHIEFS)

		TACKLES							INTERCEPTIONS					O. FUMB			ST				MISC					
DATE OPPONENT		TK	S	A	SK	YDS	TFL	YDS	QBH	NO	YDS	LG	TD	PD	FF	FR	YDS	TK	S	A	FF	FR	S	A	W/L	SCORE
09/09 at Chargers		INACTIVE																	W	38-28						
09/16 at Steelers		INACTIVE																	W	42-37						
09/23 49ERS		INACTIVE																	W	38-27						
10/01 at Broncos	P	0	0	0	0.0	0.0	0	0	0	0	0	0	0	0	0	0	0	3	2	1	0	0	0	0	W	27-23
10/07 JAGUARS	P	0	0	0	0.0	0.0	0	0	0	0	0	0	0	0	0	0	0	0	0	0	0	0	0	0	W	30-14
10/14 at Patriots	P	0	0	0	0.0	0.0	0	0	0	0	0	0	0	0	0	0	0	0	0	0	0	0	0	0	L	40-43
10/21 BENGALS	P	1	1	0	0.0	0.0	0	0	0	0	0	0	0	0	0	0	0	1	0	1	0	0	0	0	W	45-10
10/28 BRONCOS	P	0	0	0	0.0	0.0	0	0	0	0	0	0	0	0	0	0	0	2	2	0	0	0	0	0	W	30-23
11/04 at Browns	P	0	0	0	0.0	0.0	0	0	0	0	0	0	0	0	0	0	0	1	1	0	0	0	0	0	W	37-21
11/11 CARDINALS	P	0	0	0	0.0	0.0	0	0	0	0	0	0	0	0	0	0	0	2	2	0	0	0	0	0	W	26-14
11/19 at Rams	P	0	0	0	0.0	0.0	0	0	0	0	0	0	0	0	0	0	0	2	1	1	0	0	0	0	L	51-54
12/02 at Raiders	P	0	0	0	0.0	0.0	0	0	0	0	0	0	0	0	0	0	0	0	0	0	0	0	0	0	W	40-33
2018 TOTALS		9-0	1	1	0	0.0	0.0	0	0	0	0	0	0	0	0	0	0	11	8	3	0	0	0	0	10-2	



SPENCER WARE

RUNNING BACK

32



5TH SEASON

4TH YEAR WITH THE CHIEFS

COLLEGE: LSU

BIRTHDAY
11/23/91

HEIGHT
5'10"

WEIGHT
229

ACQUIRED
FA-14

📺 Fifth-year running back joined the Chiefs as a free agent on Dec. 30, 2014.

📺 Spent the 2017 season on Injured Reserve with a knee injury.

📺 Spent the 2013 season with Seattle.

Career Highlights:

Recorded first touchdown of 2018 season (10th rushing TD of career) in Week 10 of 2018 season vs. Arizona (11/11/18).

Transactions:

Signed to Kansas City's active roster (10/13/15) ... Released by Kansas City (10/13/15) ... Added to Kansas City's practice squad (9/8/15) ... Released by Kansas City (9/5/15) ... Signed with Kansas City (12/30/14) ... Released by Seattle (8/30/14) ... Originally entered the NFL as a sixth-round pick (194th overall) of the Seattle Seahawks in the 2013 NFL Draft.

COLLEGE

Played in 36 games with 14 starts at LSU ... Finished with 1,249 rushing yards and 404 receiving yards on 39 receptions ... Scored a total of 12 touchdowns (10 rushing, 2 receiving) ... Accounted for touchdowns three ways during his career - rushing (10), receiving (2) and passing (1).

PERSONAL

📺 Attended Princeton High School in Cincinnati, Ohio, where he played quarterback and running back.

📺 Rushed for 770 yards and 13 TDs as a senior while he passed for more than 1,000 yards for the fourth straight season.

📺 Named first-team all-league in 2009, as well as the Offensive Player of the Year.

📺 Had an impressive outing playing running back on the East squad at the U.S. Army All-American Bowl.

📺 Spent a portion of the 2011 season with the LSU baseball team where he played in 21 games (10 starts), playing in the outfield.

📺 Majored in sports administration at LSU.

SPENCER WARE - NFL REGULAR SEASON STATISTICS

DATE TEAM	GP GS	RUSHING					RECEIVING				
		NO.	YDS.	AVG.	LG	TD	NO.	YDS	AVG	LG	TD
2013 Seahawks	2 0	3	10	3.3	5	0	0	0	0.0	0	0
2015 Chiefs	11 2	72	403	5.6	52	6	6	5	0.8	5	0
2016 Chiefs	14 14	214	921	4.3	46	3	33	447	13.5	46t	2
2017 Chiefs	0 0	0	0	0.0	0	0	0	0	0.0	0	0
2018 Chiefs	12 1	36	171	4.8	34	2	15	170	11.3	25	0
NFL TOTALS	39 17	325	1,505	4.6	52	11	54	622	11.5	46t	2

SPENCER WARE - NFL POSTSEASON STATISTICS

DATE	TEAM	GP	GS	RUSHING					RECEIVING				
				NO.	YDS.	AVG.	LG	TD	NO.	YDS	AVG	LG	TD
2015	Chiefs	2	0	16	67	4.2	23	1	0	0	0.0	0	0
2016	Chiefs	1	1	8	35	4.4	11	1	2	1	0.5	4	0
2017	Chiefs	0	0	0	0	0.0	0	0	0	0	0.0	0	0
NFL TOTALS		3	1	24	102	4.3	23	2	2	1	0.5	4	0

SPENCER WARE - NFL REGULAR SEASON RETURN STATISTICS

KICKOFF RETURNS							PUNT RETURNS					
DATE	TEAM	RET.	YDS.	AVG.	LG	TD	NO.	FC	YDS	AVG	LG	TD
2013	Seahawks	0	0	0.0	0	0	0	0	0	0.0	0	0
2015	Chiefs	1	14	14.0	14	0	0	0	0	0.0	0	0
2016	Chiefs	0	0	0.0	0	0	0	0	0	0.0	0	0
2017	Chiefs	0	0	0.0	0	0	0	0	0	0.0	0	0
2018	Chiefs	1	10	10.0	10	0	0	0	0	0.0	0	0
NFL TOTALS		2	24	12.0	14	0	0	0	0	0.0	0	0

SPENCER WARE - NFL POSTSEASON RETURN STATISTICS

KICKOFF RETURNS							PUNT RETURNS					
DATE	TEAM	RET.	YDS.	AVG.	LG	TD	NO.	FC	YDS	AVG	LG	TD
2015	Chiefs	0	0	0.0	0	0	0	0	0	0.0	0	0
2016	Chiefs	0	0	0.0	0	0	0	0	0	0.0	0	0
2017	Chiefs	0	0	0.0	0	0	0	0	0	0.0	0	0
NFL TOTALS		0	0	0.0	0	0	0	0	0	0.0	0	0

SINGLE-GAME HIGHS: RUSHING/RECEIVING

Rush Attempts	24 at Oakland Raiders, Oct 16, 2016 20 vs. Oakland Raiders, Dec 08, 2016 20 vs. New York Jets, Sep 25, 2016 19 vs. Buffalo Bills, Nov 29, 2015 18 vs. Tennessee Titans, Dec 18, 2016	All-purpose yards	199 vs. Los Angeles Chargers, Sep 11, 2016 163 at Oakland Raiders, Oct 16, 2016 131 vs. New Orleans Saints, Oct 23, 2016 115 vs. Buffalo Bills, Nov 29, 2015 105 at Houston Texans, Sep 18, 2016
Rushing Yards	131 at Oakland Raiders, Oct 16, 2016 114 vs. Buffalo Bills, Nov 29, 2015 96 at Los Angeles Chargers, Nov 22, 2015 82 at Pittsburgh Steelers, Oct 02, 2016 77 vs. New Orleans Saints, Oct 23, 2016	Kickoff Returns	1 at New England Patriots, Oct 14, 2018 1 vs. Oakland Raiders, Jan 03, 2016
Longest Runs	52 at Los Angeles Chargers, Nov 22, 2015 46 at Pittsburgh Steelers, Oct 02, 2016 45 at Oakland Raiders, Oct 16, 2016 35 vs. Buffalo Bills, Nov 29, 2015 34 vs. Cincinnati Bengals, Oct 21, 2018	Kickoff Return Yards	14 vs. Oakland Raiders, Jan 03, 2016 10 at New England Patriots, Oct 14, 2018
Rushing TDs	2 at Los Angeles Chargers, Nov 22, 2015 1 at Oakland Raiders, Dec 02, 2018 1 vs. Arizona Cardinals, Nov 11, 2018 1 at Atlanta Falcons, Dec 04, 2016 ...6 more at 1.	Longest Kickoff Return	14 vs. Oakland Raiders, Jan 03, 2016 10 at New England Patriots, Oct 14, 2018
Receptions	7 vs. Los Angeles Chargers, Sep 11, 2016 4 at Cleveland Browns, Nov 04, 2018 3 vs. Cincinnati Bengals, Oct 21, 2018 3 vs. Tennessee Titans, Dec 18, 2016 3 at Atlanta Falcons, Dec 04, 2016 ...2 more at 3.	Special Teams Tackles	1 vs. Detroit Lions, Nov 01, 2015 1 vs. Pittsburgh Steelers, Oct 25, 2015
Receiving Yards	129 vs. Los Angeles Chargers, Sep 11, 2016 69 at Cleveland Browns, Nov 04, 2018 54 vs. New Orleans Saints, Oct 23, 2016 48 at Houston Texans, Sep 18, 2016 32 at Denver Broncos, Nov 27, 2016 ...1 more at 32.	Miscellaneous Tackles	1 at Oakland Raiders, Dec 02, 2018 1 at Oakland Raiders, Dec 06, 2015
Longest Receptions	46t vs. New Orleans Saints, Oct 23, 2016 45 vs. Los Angeles Chargers, Sep 11, 2016 34 at Houston Texans, Sep 18, 2016 30 at Oakland Raiders, Oct 16, 2016 28 vs. Los Angeles Chargers, Sep 11, 2016	Most TDs	2 at Atlanta Falcons, Dec 04, 2016 2 at Los Angeles Chargers, Nov 22, 2015 1 at Oakland Raiders, Dec 02, 2018 1 vs. Arizona Cardinals, Nov 11, 2018 ...7 more at 1.
Receiving TDs	1 at Atlanta Falcons, Dec 04, 2016 1 vs. New Orleans Saints, Oct 23, 2016		

SINGLE-GAME HIGHS - POSTSEASON: RUSHING/RECEIVING

Rush Attempts 16 at Houston Texans, Jan 09, 2016
8 vs. Pittsburgh Steelers, Jan 15, 2017

Rushing Yards 67 at Houston Texans, Jan 09, 2016
35 vs. Pittsburgh Steelers, Jan 15, 2017

Longest Runs 23 at Houston Texans, Jan 09, 2016
12 at Houston Texans, Jan 09, 2016
11 vs. Pittsburgh Steelers, Jan 15, 2017
8 vs. Pittsburgh Steelers, Jan 15, 2017
7 vs. Pittsburgh Steelers, Jan 15, 2017

Rushing TDs 1 vs. Pittsburgh Steelers, Jan 15, 2017
1 at Houston Texans, Jan 09, 2016

Receptions 2 vs. Pittsburgh Steelers, Jan 15, 2017

Receiving Yards 1 vs. Pittsburgh Steelers, Jan 15, 2017

Longest Receptions 4 vs. Pittsburgh Steelers, Jan 15, 2017

All-purpose yards 67 at Houston Texans, Jan 09, 2016
36 vs. Pittsburgh Steelers, Jan 15, 2017

Miscellaneous Tackles 1 at Houston Texans, Jan 09, 2016

Most TDs 1 vs. Pittsburgh Steelers, Jan 15, 2017
1 at Houston Texans, Jan 09, 2016

100-YARD RECEIVING GAMES (1): REGULAR SEASON

DATE	TEAM	NO.	YDS.	AVG.	LG	TD
09/11/16	CHARGERS	7	129	18.4	45	0

100-YARD RUSHING GAMES (2): REGULAR SEASON

DATE	TEAM	ATT.	YDS.	AVG.	LG	TD
11/29/15	BILLS	19	114	6.0	35	1
10/16/16	at Raiders	24	131	5.5	45	1

2013 GAME-BY-GAME REGULAR SEASON STATISTICS (SEAHAWKS)

DATE	OPPONENT	P/S	RUSHING				RECEIVING				W/L	SCORE
			ATT	YDS	LG	TD	NO	YDS	LG	TD		
09/08	at Panthers	P	0	0	0	0	0	0	0	0	W	12-7
09/15	49ERS	P	3	10	5	0	0	0	0	0	W	29-3
09/22	JAGUARS					INACTIVE					W	45-17
09/29	at Texans					INACTIVE					W	23-20+
10/06	at Colts					INACTIVE					L	28-34
10/13	TITANS					INACTIVE					W	20-13
10/17	at Cardinals					INACTIVE					W	34-22
10/28	at Rams					RESERVE/INJURED					W	14-9
11/03	BUCCANEERS					RESERVE/INJURED					W	27-24+
11/10	at Falcons					RESERVE/INJURED					W	33-10
11/17	VIKINGS					RESERVE/INJURED					W	41-20
12/02	SAINTS					RESERVE/INJURED					W	34-7
12/08	at 49ers					RESERVE/INJURED					L	17-19
12/15	at Giants					RESERVE/INJURED					W	23-0
12/22	CARDINALS					RESERVE/INJURED					L	10-17
12/29	RAMS					RESERVE/INJURED					W	27-9
2013 TOTALS	2-0		3	10	5	0	0	0	0	0	13-3	

+ - Overtime

2014 GAME-BY-GAME REGULAR SEASON STATISTICS (SEAHAWKS)

DATE	OPPONENT	P/S	RUSHING				RECEIVING				W/L	SCORE
			ATT	YDS	LG	TD	NO	YDS	LG	TD		
09/04	PACKERS					NOT ON ROSTER					W	36-16
09/14	at Chargers					NOT ON ROSTER					L	21-30
09/21	BRONCOS					NOT ON ROSTER					W	26-20+
10/06	at Redskins					NOT ON ROSTER					W	27-17
10/12	COWBOYS					NOT ON ROSTER					L	23-30
10/19	at Rams					NOT ON ROSTER					L	26-28
10/26	at Panthers					NOT ON ROSTER					W	13-9
11/02	RAIDERS					NOT ON ROSTER					W	30-24
11/09	GIANTS					NOT ON ROSTER					W	38-17
11/16	at Chiefs					NOT ON ROSTER					L	20-24
11/23	CARDINALS					NOT ON ROSTER					W	19-3
11/27	at 49ers					NOT ON ROSTER					W	19-3
12/07	at Eagles					NOT ON ROSTER					W	24-14
12/14	49ERS					NOT ON ROSTER					W	17-7
12/21	at Cardinals					NOT ON ROSTER					W	35-6
12/28	RAMS					NOT ON ROSTER					W	20-6
2014 TOTALS			0-0	0	0	0	0	0	0	0	12-4	

+ - Overtime

2015 GAME-BY-GAME REGULAR SEASON STATISTICS (CHIEFS)

DATE	OPPONENT	P/S	RUSHING				RECEIVING				W/L	SCORE
			ATT	YDS	LG	TD	NO	YDS	LG	TD		
09/17	BRONCOS					PRACTICE SQUAD					L	24-31
09/28	at Packers					PRACTICE SQUAD					L	28-38
10/04	at Bengals					PRACTICE SQUAD					L	21-36
10/11	BEARS					PRACTICE SQUAD					L	17-18
10/18	at Vikings	P	0	0	0	0	0	0	0	0	L	10-16
10/25	STEELERS	P	2	8	5	0	0	0	0	0	W	23-13
11/01	LIONS	P	2	12	8	1	0	0	0	0	W	45-10
11/15	at Broncos	P	2	4	4	0	0	0	0	0	W	29-13
11/22	at Chargers	P	11	96	52	2	1	5	5	0	W	33-3
11/29	BILLS	S	19	114	35	1	3	1	2	0	W	30-22
12/06	at Raiders	P	7	26	10t	1	2	-1	3	0	W	34-20
12/13	CHARGERS	S	8	52	20	0	0	0	0	0	W	10-3
12/20	at Ravens	P	0	0	0	0	0	0	0	0	W	34-14
12/27	BROWNS	P	5	15	5	0	0	0	0	0	W	17-13
01/03	RAIDERS	P	16	76	15	1	0	0	0	0	W	23-17
2015 TOTALS			11-2	72	403	52	6	6	5	5	10-5	

2016 GAME-BY-GAME REGULAR SEASON STATISTICS (CHIEFS)

DATE	OPPONENT	P/S	RUSHING				RECEIVING				W/L	SCORE
			ATT	YDS	LG	TD	NO	YDS	LG	TD		
09/11	CHARGERS	S	11	70	14	1	7	129	45	0	W	33-27+
09/18	at Texans	S	10	57	25	0	2	48	34	0	L	12-19
09/25	JETS	S	20	75	17	0	1	8	8	0	W	24-3
10/02	at Steelers	S	13	82	46	0	1	14	14	0	L	14-43
10/16	at Raiders	S	24	131	45	1	2	32	30	0	W	26-10
10/23	SAINTS	S	17	77	12	0	2	54	46t	1	W	27-21
10/30	at Colts	S	7	19	7	0	2	28	23	0	W	30-14
11/06	JAGUARS					INACTIVE					W	19-14
11/13	at Panthers	S	13	61	12	0	3	11	5	0	W	20-17
11/20	BUCCANEERS	S	17	69	15	0	2	16	9	0	L	17-19
11/27	at Broncos	S	17	64	7	0	2	32	18	0	W	30-27+
12/04	at Falcons	S	14	29	8	1	3	23	14	1	W	29-28
12/08	RAIDERS	S	20	56	8	0	1	7	7	0	W	21-13
12/18	TITANS	S	18	69	9	0	3	25	12	0	L	17-19
12/25	BRONCOS	S	13	62	18	0	2	20	20	0	W	33-10
01/01	at Chargers					INACTIVE					W	37-27
2016 TOTALS			14-14	214	921	46	33	447	46t	2	12-4	

+ - Overtime

2017 GAME-BY-GAME REGULAR SEASON STATISTICS (CHIEFS)

DATE	OPPONENT	P/S	RUSHING				RECEIVING				W/L	SCORE
			ATT	YDS	LG	TD	NO	YDS	LG	TD		
09/07	at Patriots					RESERVE/INJURED					W	42-27
09/17	EAGLES					RESERVE/INJURED					W	27-20
09/24	at Chargers					RESERVE/INJURED					W	24-10
10/02	REDSKINS					RESERVE/INJURED					W	29-20
10/08	at Texans					RESERVE/INJURED					W	42-34
10/15	STEELERS					RESERVE/INJURED					L	13-19
10/19	at Raiders					RESERVE/INJURED					L	30-31
10/30	BRONCOS					RESERVE/INJURED					W	29-19
11/05	at Cowboys					RESERVE/INJURED					L	17-28
11/19	at Giants					RESERVE/INJURED					L	9-12+
11/26	BILLS					RESERVE/INJURED					L	10-16
12/03	at Jets					RESERVE/INJURED					L	31-38
12/10	RAIDERS					RESERVE/INJURED					W	26-15
12/16	CHARGERS					RESERVE/INJURED					W	30-13
12/24	DOLPHINS					RESERVE/INJURED					W	29-13
12/31	at Broncos					RESERVE/INJURED					W	27-24
2017 TOTALS			0-0	0	0	0	0	0	0	0	10-6	

+ - Overtime

2018 GAME-BY-GAME REGULAR SEASON STATISTICS (CHIEFS)

DATE	OPPONENT	P/S	RUSHING				RECEIVING				W/L	SCORE
			ATT	YDS	LG	TD	NO	YDS	LG	TD		
09/09	at Chargers	P	3	32	27	0	1	8	8	0	W	38-28
09/16	at Steelers	P	1	3	3	0	0	0	0	0	W	42-37
09/23	49ERS	P	1	1	1	0	2	29	15	0	W	38-27
10/01	at Broncos	P	2	6	4	0	0	0	0	0	W	27-23
10/07	JAGUARS	P	1	0	0	0	1	13	13	0	W	30-14
10/14	at Patriots	P	2	5	4	0	2	9	5	0	L	40-43
10/21	BENGALS	P	8	59	34	0	3	30	22	0	W	45-10
10/28	BRONCOS	P	0	0	0	0	0	0	0	0	W	30-23
11/04	at Browns	P	2	12	11	0	4	69	25	0	W	37-21
11/11	CARDINALS	P	2	6	3t	1	1	7	7	0	W	26-14
11/19	at Rams	P	0	0	0	0	0	0	0	0	L	51-54
12/02	at Raiders	S	14	47	17	1	1	5	5	0	W	40-33
2018 TOTALS			12-1	36	171	34	2	15	170	25	0	10-2

2015 GAME-BY-GAME POSTSEASON STATISTICS (CHIEFS)

DATE	OPPONENT	P/S	RUSHING				RECEIVING				W/L	SCORE
			ATT	YDS	LG	TD	NO	YDS	LG	TD		
01/09	at Texans	P	16	67	23	1	0	0	0	0	W	30-0
01/16	at Patriots	P	0	0	0	0	0	0	0	0	L	20-27
2015 TOTALS			2-0	16	67	23	1	0	0	0	1-1	

2016 GAME-BY-GAME POSTSEASON STATISTICS (CHIEFS)

DATE	OPPONENT	P/S	RUSHING				RECEIVING				W/L	SCORE
			ATT	YDS	LG	TD	NO	YDS	LG	TD		
01/15	STEELERS	S	8	35	11	1	2	1	4	0	L	16-18
2016 TOTALS			1-1	8	35	11	2	1	4	0	0-1	

2017 GAME-BY-GAME POSTSEASON STATISTICS (CHIEFS)

DATE	OPPONENT	P/S	RUSHING				RECEIVING				W/L	SCORE
			ATT	YDS	LG	TD	NO	YDS	LG	TD		
01/06	TITANS					RESERVE/INJURED					L	21-22
2017 TOTALS			0-0	0	0	0	0	0	0	0	0-1	



SAMMY WATKINS

WIDE RECEIVER

14



5TH SEASON

1ST YEAR WITH THE CHIEFS

COLLEGE: CLEMSON

BIRTHDAY
06/14/93

HEIGHT
6'1"

WEIGHT
211

ACQUIRED
UFA-18

📺 Fifth-year wide receiver enters his first season with the Chiefs in 2018.

Recorded first touchdown since joining the Chiefs (26th career) vs. San Francisco (9/23/18).

Logged first multi-touchdown reception game with the Chiefs (fifth career) vs. Denver (10/27/18).

📺 Started all 16 games of his rookie season with Buffalo, recording 982 yards on 65 receptions with six touchdowns.

📺 Originally entered the NFL as the 4th overall pick of the 2014 NFL Draft by the Buffalo Bills.

receiving yards with 593 yards on 39 receptions.

📺 From 2014-17, Watkins ranked fourth in yards per reception (15.9) among players with 100 or more catches in that span. Only DeSean Jackson (17.6), Tyrell Williams (16.5) and T.Y. Hilton (16.3) were ahead of him in that category. Among those four players, Watkins has the most touchdowns with 25 in 52 games.

📺 His 125 catches and 2,029 yards from 2014-15 were the most ever by a Bills player in their first two NFL seasons.

Career Highlights:

Recorded first start with the Chiefs in Week 1 of the 2018 season at Los Angeles Chargers (9/9/18). 📺

During the 2017 season, Watkins led the Rams offense with eight receiving touchdowns and was fourth in

Transactions:

Signed by Kansas City (3/15/18) ... Traded to the Los Angeles Rams from Buffalo (8/11/17) ... Originally entered the NFL as a first-round pick (4th overall) by the Buffalo Bills in the 2014 NFL Draft.

COLLEGE

Played three seasons at Clemson (2011-13) appearing in 36 games (29 starts) finishing his collegiate career with 240 receptions for 3,391 yards and 27 touchdowns, 339 yards on 52 carries and one touchdown, six punt returns for 23 yards, and 60 kickoff returns for 1,376 yards and one touchdown ... Finished his collegiate career first in school history in receptions (240), first in receptions per game (6.7), first in receiving yards (3,391), first in receiving yards per game (94.2), first in 100-yard receiving games (15), tied for first in receiving touchdowns (27), second in all-purpose yards (5,129), and fifth in kickoff return yards (1,376) ... He ranked second in ACC history for career receptions and third in conference history for receiving yards.

PERSONAL

📺 Attended South Fort Myers (Fla.) High School where he led his team to the AAA state semifinals with 54 catches for 1,268 yards and 12 touchdowns as a senior.

Was the all-time leading receiver in the history of Lee County with 133 catches for 2,997 yards and 36 touchdowns during his prep career.

📺 Averaged 11.8 yards per carry in his prep career.

📺 Named first-team all-state as a junior and senior.

📺 Was named player-of-the-year by Naples Daily News as a senior.

📺 Played in the U.S. Army All-American game.

📺 Won the AA state title in the 200m and finished second in the 100m as a senior.

📺 Majored in communications studies at Clemson.

SAMMY WATKINS - NFL REGULAR SEASON STATISTICS

DATE	TEAM	GP	GS	RECEIVING					RUSHING				
				NO.	YDS	AVG	LG	TD	NO.	YDS.	AVG.	LG	TD
2014	Bills	16	16	65	982	15.1	84	6	2	8	4.0	5	0
2015	Bills	13	13	60	1,047	17.5	63	9	1	1	1.0	1	0
2016	Bills	8	8	28	430	15.4	62	2	0	0	0.0	0	0
2017	Rams	15	14	39	593	15.2	67t	8	0	0	0.0	0	0
2018	Chiefs	10	9	40	519	13.0	50	3	5	52	10.4	31	0
NFL TOTALS		62	60	232	3,571	15.4	84	28	8	61	7.6	31	0

SAMMY WATKINS - NFL POSTSEASON STATISTICS

DATE	TEAM	GP	GS	RECEIVING					RUSHING				
				NO.	YDS	AVG	LG	TD	NO.	YDS.	AVG.	LG	TD
2017	Rams	1	1	1	23	23.0	23	0	0	0	0.0	0	0
NFL TOTALS		1	1	1	23	23.0	23	0	0	0	0.0	0	0

SAMMY WATKINS - NFL REGULAR SEASON RETURN STATISTICS

KICKOFF RETURNS							PUNT RETURNS					
DATE	TEAM	RET.	YDS.	AVG.	LG	TD	NO.	FC	YDS	AVG	LG	TD
2014	Bills	0	0	0.0	0	0	0	0	0	0.0	0	0
2015	Bills	0	0	0.0	0	0	0	0	0	0.0	0	0
2016	Bills	0	0	0.0	0	0	0	0	0	0.0	0	0
2017	Rams	0	0	0.0	0	0	0	0	0	0.0	0	0
2018	Chiefs	0	0	0.0	0	0	0	0	0	0.0	0	0
NFL TOTALS		0	0	0.0	0	0	0	0	0	0.0	0	0

SAMMY WATKINS - NFL POSTSEASON RETURN STATISTICS

KICKOFF RETURNS							PUNT RETURNS					
DATE	TEAM	RET.	YDS.	AVG.	LG	TD	NO.	FC	YDS	AVG	LG	TD
2017	Rams	0	0	0.0	0	0	0	0	0	0.0	0	0
NFL TOTALS		0	0	0.0	0	0	0	0	0	0.0	0	0

SINGLE-GAME HIGHS: RUSHING/RECEIVING

Rush Attempts	2 vs. San Francisco 49ers, Sep 23, 2018 1 at Cleveland Browns, Nov 04, 2018 1 at New England Patriots, Oct 14, 2018 1 at Pittsburgh Steelers, Sep 16, 2018 ...3 more at 1.	Longest Receptions	84 at New York Jets, Oct 26, 2014 67t at New York Giants, Nov 05, 2017 63 vs. Miami Dolphins, Nov 08, 2015 62 vs. Jacksonville Jaguars, Nov 27, 2016 61t at New York Jets, Oct 26, 2014
Rushing Yards	31 at Pittsburgh Steelers, Sep 16, 2018 20 vs. San Francisco 49ers, Sep 23, 2018 5 at New England Patriots, Dec 28, 2014 3 at Miami Dolphins, Nov 13, 2014 2 at Cleveland Browns, Nov 04, 2018	Receiving TDs	2 vs. Denver Broncos, Oct 28, 2018 2 at San Francisco 49ers, Sep 21, 2017 2 at Washington Redskins, Dec 20, 2015 ...2 more at 2.
Longest Runs	31 at Pittsburgh Steelers, Sep 16, 2018 11 vs. San Francisco 49ers, Sep 23, 2018 9 vs. San Francisco 49ers, Sep 23, 2018 5 at New England Patriots, Dec 28, 2014 3 at Miami Dolphins, Nov 13, 2014	All-purpose yards	168 vs. Miami Dolphins, Nov 08, 2015 158 at Kansas City Chiefs, Nov 29, 2015 157 at New York Jets, Oct 26, 2014 154 vs. Miami Dolphins, Dec 24, 2016 136 vs. New York Jets, Jan 03, 2016
Receptions	11 vs. New York Jets, Jan 03, 2016 9 vs. Minnesota Vikings, Oct 19, 2014 8 vs. Denver Broncos, Oct 28, 2018 8 vs. Miami Dolphins, Nov 08, 2015 8 vs. Miami Dolphins, Sep 14, 2014	Miscellaneous Tackles	1 vs. Cincinnati Bengals, Oct 21, 2018 1 vs. New York Jets, Sep 15, 2016 1 vs. Green Bay Packers, Dec 14, 2014 ...2 more at 1.
Receiving Yards	168 vs. Miami Dolphins, Nov 08, 2015 158 at Kansas City Chiefs, Nov 29, 2015 157 at New York Jets, Oct 26, 2014 154 vs. Miami Dolphins, Dec 24, 2016 136 vs. New York Jets, Jan 03, 2016	Most TDs	2 vs. Denver Broncos, Oct 28, 2018 2 at San Francisco 49ers, Sep 21, 2017 2 at Washington Redskins, Dec 20, 2015 ...2 more at 2.

SINGLE-GAME HIGHS - POSTSEASON: RUSHING/RECEIVING

Receptions	1 vs. Atlanta Falcons, Jan 06, 2018	Longest Receptions	23 vs. Atlanta Falcons, Jan 06, 2018
Receiving Yards	23 vs. Atlanta Falcons, Jan 06, 2018	All-purpose yards	23 vs. Atlanta Falcons, Jan 06, 2018

100-YARD RECEIVING GAMES (13): REGULAR SEASON

DATE	TEAM	NO.	YDS.	AVG.	LG	TD
09/14/14	DOLPHINS	8	117	14.6	30	1
10/19/14	VIKINGS	9	122	13.6	26t	2
10/26/14	at Jets	3	157	52.3	84	1
12/07/14	at Broncos	7	127	18.1	35	0
11/08/15	DOLPHINS	8	168	21.0	63	1
11/29/15	at Chiefs	6	158	26.3	48	2
12/06/15	TEXANS	3	109	36.3	53	1
12/20/15	at Redskins	5	111	22.2	48t	2
01/03/16	JETS	11	136	12.4	38	0
12/24/16	DOLPHINS	7	154	22.0	53	1
09/21/17	at 49ers	6	106	17.7	47	2
09/16/18	at Steelers	6	100	16.7	40	0
10/28/18	BRONCOS	8	107	13.4	24	2

2014 GAME-BY-GAME REGULAR SEASON STATISTICS (BILLS)

DATE	OPPONENT	P/S	RECEIVING				RUSHING				W/L	SCORE
			NO	YDS	LG	TD	ATT	YDS	LG	TD		
09/07	at Bears	S	3	31	25	0	0	0	0	0	W	23-20+
09/14	DOLPHINS	S	8	117	30	1	0	0	0	0	W	29-10
09/21	CHARGERS	S	2	19	16	0	0	0	0	0	L	10-22
09/28	at Texans	S	4	30	10	1	0	0	0	0	L	17-23
10/05	at Lions	S	7	87	22	0	0	0	0	0	W	17-14
10/12	PATRIOTS	S	2	27	20	0	0	0	0	0	L	22-37
10/19	VIKINGS	S	9	122	26t	2	0	0	0	0	W	17-16
10/26	at Jets	S	3	157	84	1	0	0	0	0	W	43-23
11/09	CHIEFS	S	4	27	8	0	0	0	0	0	L	13-17
11/13	at Dolphins	S	3	32	18	0	1	3	3	0	L	9-22
11/24	JETS	S	3	35	17	0	0	0	0	0	W	38-3
11/30	BROWNS	S	3	11	5	0	0	0	0	0	W	26-10
12/07	at Broncos	S	7	127	35	0	0	0	0	0	L	17-24
12/14	PACKERS	S	1	28	28	0	0	0	0	0	W	21-13
12/21	at Raiders	S	3	75	42t	1	0	0	0	0	L	24-26
12/28	at Patriots	S	3	57	43	0	1	5	5	0	W	17-9
2014 TOTALS		16-16	65	982	84	6	2	8	5	0	9-7	

+ - Overtime

2015 GAME-BY-GAME REGULAR SEASON STATISTICS (BILLS)

DATE	OPPONENT	P/S	RECEIVING				RUSHING				W/L	SCORE
			NO	YDS	LG	TD	ATT	YDS	LG	TD		
09/13	COLTS	S	0	0	0	0	0	0	0	0	W	27-14
09/20	PATRIOTS	S	6	60	24t	1	0	0	0	0	L	32-40
09/27	at Dolphins	S	1	39	39	0	0	0	0	0	W	41-14
10/04	GIANTS										L	10-24
10/11	at Titans										W	14-13
10/18	BENGALS	S	4	48	22t	1	0	0	0	0	L	21-34
10/25	at Jaguars										L	31-34
11/08	DOLPHINS	S	8	168	63	1	0	0	0	0	W	33-17
11/12	at Jets	S	3	14	6	0	0	0	0	0	W	22-17
11/23	at Patriots	S	3	39	16	0	0	0	0	0	L	13-20
11/29	at Chiefs	S	6	158	48	2	0	0	0	0	L	22-30
12/06	TEXANS	S	3	109	53	1	0	0	0	0	W	30-21
12/13	at Eagles	S	5	81	47t	1	1	1	1	0	L	20-23
12/20	at Redskins	S	5	111	48t	2	0	0	0	0	L	25-35
12/27	COWBOYS	S	5	84	37	0	0	0	0	0	W	16-6
01/03	JETS	S	11	136	38	0	0	0	0	0	W	22-17
2015 TOTALS		13-13	60	1,047	63	9	1	1	1	0	8-8	

2016 GAME-BY-GAME REGULAR SEASON STATISTICS (BILLS)

DATE	OPPONENT	P/S	RECEIVING				RUSHING				W/L	SCORE
			NO	YDS	LG	TD	ATT	YDS	LG	TD		
09/11	at Ravens	S	4	43	19	0	0	0	0	0	L	7-13
09/15	JETS	S	2	20	11	0	0	0	0	0	L	31-37
09/25	CARDINALS										W	33-18
10/02	at Patriots										W	16-0
10/09	at Rams										W	30-19
10/16	49ERS										W	45-16
10/23	at Dolphins										L	25-28
10/30	PATRIOTS										L	25-41
11/07	at Seahawks										L	25-31
11/20	at Bengals										W	16-12
11/27	JAGUARS	S	3	80	62	0	0	0	0	0	W	28-21
12/04	at Raiders	S	3	38	16	0	0	0	0	0	L	24-38
12/11	STEELERS	S	4	54	18	1	0	0	0	0	L	20-27
12/18	BROWNS	S	1	10	10	0	0	0	0	0	W	33-13
12/24	DOLPHINS	S	7	154	53	1	0	0	0	0	L	31-34+
01/01	at Jets	S	4	31	14	0	0	0	0	0	L	10-30
2016 TOTALS		8-8	28	430	62	2	0	0	0	0	7-9	

+ - Overtime

2017 GAME-BY-GAME REGULAR SEASON STATISTICS (RAMS)

DATE	OPPONENT	P/S	RECEIVING				RUSHING				W/L	SCORE
			NO	YDS	LG	TD	ATT	YDS	LG	TD		
09/10	COLTS	S	5	58	24	0	0	0	0	0	W	46-9
09/17	REDSKINS	S	2	30	28	0	0	0	0	0	L	20-27
09/21	at 49ers	P	6	106	47	2	0	0	0	0	W	41-39
10/01	at Cowboys	S	1	17	17	0	0	0	0	0	W	35-30
10/08	SEAHAWKS	S	0	0	0	0	0	0	0	0	L	10-16
10/15	at Jaguars	S	1	11	11	0	0	0	0	0	W	27-17
10/22	CARDINALS	S	3	42	16	0	0	0	0	0	W	33-0
11/05	at Giants	S	1	67	67t	1	0	0	0	0	W	51-17
11/12	TEXANS	S	2	41	24	1	0	0	0	0	W	33-7
11/19	at Vikings	S	3	36	15	0	0	0	0	0	L	7-24
11/26	SAINTS	S	4	82	31	1	0	0	0	0	W	26-20
12/03	at Cardinals	S	3	38	14	1	0	0	0	0	W	32-16
12/10	EAGLES	S	3	21	15	1	0	0	0	0	L	35-43
12/17	at Seahawks	S	2	14	7	0	0	0	0	0	W	42-7
12/24	at Titans	S	3	30	16	1	0	0	0	0	W	27-23
12/31	49ERS										L	13-34
						DID NOT PLAY						
2017 TOTALS		15-14	39	593	67t	8	0	0	0	0	11-5	

2018 GAME-BY-GAME REGULAR SEASON STATISTICS (CHIEFS)

DATE	OPPONENT	P/S	RECEIVING				RUSHING				W/L	SCORE
			NO	YDS	LG	TD	ATT	YDS	LG	TD		
09/09	at Chargers	S	3	21	16	0	0	0	0	0	W	38-28
09/16	at Steelers	S	6	100	40	0	1	31	31	0	W	42-37
09/23	49ERS	S	5	55	15	1	2	20	11	0	W	38-27
10/01	at Broncos	S	0	0	0	0	0	0	0	0	W	27-23
10/07	JAGUARS	S	6	78	33	0	0	0	0	0	W	30-14
10/14	at Patriots	S	2	18	15	0	1	-1	-1	0	L	40-43
10/21	BENGALS	S	4	74	50	0	0	0	0	0	W	45-10
10/28	BRONCOS	S	8	107	24	2	0	0	0	0	W	30-23
11/04	at Browns	P	5	62	23	0	1	2	2	0	W	37-21
11/11	CARDINALS										W	26-14
11/19	at Rams	S	1	4	4	0	0	0	0	0	L	51-54
12/02	at Raiders										W	40-33
						INACTIVE						
						INACTIVE						
2018 TOTALS		10-9	40	519	50	3	5	52	31	0	10-2	

2017 GAME-BY-GAME POSTSEASON STATISTICS (RAMS)

DATE	OPPONENT	P/S	RECEIVING				RUSHING				W/L	SCORE
			NO	YDS	LG	TD	ATT	YDS	LG	TD		
01/06	FALCONS	S	1	23	23	0	0	0	0	0	L	13-26
2017 TOTALS		1-1	1	23	23	0	0	0	0	0	0-1	



ARMANI WATTS
SAFETY

25



ROOKIE SEASON

ROOKIE YEAR WITH THE CHIEFS

COLLEGE: TEXAS A&M

BIRTHDAY
03/19/96

HEIGHT
5'11"

WEIGHT
205

ACQUIRED
04-18

👁️ Rookie defensive back enters his first season with the Chiefs in 2018.

Recorded first-career sack in Week 4 vs. Denver (10/1/18), dropping Denver QB Case Keenum for -10.0 yards.

👁️ Originally entered the NFL as a fourth-round pick

(124th overall) by the Kansas City Chiefs in the 2018 NFL Draft.

Transactions:

Originally entered the NFL as a fourth-round pick (124th overall) by the Kansas City Chiefs in the 2018 NFL Draft.

COLLEGE

Was a four-year starter at Texas A&M (2014-17) appearing in 49 games for the Aggies ... Named to the AP All-America Third Team and first team All-SEC in 2017 recording 82 tackles, four interceptions and two forced fumbles ... Opened the 2017 season with 13 tackles, a forced fumble, a fumble recovery and two pass breakups at UCLA ... Tallied 56 tackles, six tackles for loss, 1.0 sack, two interceptions, two forced fumbles and two fumble recoveries his junior season ... As a sophomore led the Aggies with 126 tackles on the season ... In 2015 was the first Aggie to reach 100 tackles since 2010 and the first defensive back since 2003 ... As a true freshman won the starting free safety job in fall camp and emerged as one of the Aggies' top playmakers on defense ... Led the team with three interceptions and also contributed 59 tackles, including 38 solo stops and two tackles for loss.

PERSONAL

👁️ First-team Class 4A All-State after making 64 tackles and nine interceptions as a senior at North Forney High School in Forney, Texas.

👁️ Named first-team All-Area by the Dallas Morning News, first-team All-Texas High School by Dave Campbell's Texas Football and first-team all-district on offense and defense and as a return man.

👁️ As a junior, Watts earned all-district honors at quarterback after racking up nearly 2,000 total yards, including 1,016 as a rusher.

👁️ As a sophomore, he contributed 333 rushing yards and 231 receiving yards.

👁️ Was a university studies major with a concentration in leadership in the College of Agriculture and Life Sciences at Texas A&M.

SINGLE-GAME HIGHS: DEFENSIVE

Total Tackles 1 at Denver Broncos, Oct 01, 2018
1 vs. San Francisco 49ers, Sep 23, 2018
Sacks 1.0 at Denver Broncos, Oct 01, 2018
Passes Defensed 1 vs. Jacksonville Jaguars, Oct 07, 2018

Tackles For Loss 1 at Denver Broncos, Oct 01, 2018
Special Teams Tackles 1 vs. San Francisco 49ers, Sep 23, 2018
1 at Pittsburgh Steelers, Sep 16, 2018
1 at Los Angeles Chargers, Sep 09, 2018

2018 GAME-BY-GAME REGULAR SEASON STATISTICS (CHIEFS)

DATE OPPONENT		TACKLES							INTERCEPTIONS					O. FUMB			ST				MISC		W/L	SCORE				
		TK	S	A	SK	YDS	TFL	YDS	QBH	NO	YDS	LG	TD	PD	FF	FR	YDS	TK	S	A	FF	FR			S	A		
09/09 at Chargers	P	0	0	0	0.0	0.0	0	0	0	0	0	0	0	0	0	0	0	1	0	1	0	0	0	0	W	38-28		
09/16 at Steelers	P	0	0	0	0.0	0.0	0	0	0	0	0	0	0	0	0	0	0	1	1	0	0	0	0	0	W	42-37		
09/23 49ERS	P	1	0	1	0.0	0.0	0	0	0	0	0	0	0	0	0	0	0	1	1	0	0	0	0	0	W	38-27		
10/01 at Broncos	P	1	1	0	1.0	10.0	1	10	2	0	0	0	0	0	0	0	0	0	0	0	0	0	0	0	W	27-23		
10/07 JAGUARS	P	0	0	0	0.0	0.0	0	0	0	0	0	0	0	1	0	0	0	0	0	0	0	0	0	0	W	30-14		
10/14 at Patriots		RESERVE/INJURED																									L	40-43
10/21 BENGALS		RESERVE/INJURED																									W	45-10
10/28 BRONCOS		RESERVE/INJURED																									W	30-23
11/04 at Browns		RESERVE/INJURED																									W	37-21
11/11 CARDINALS		RESERVE/INJURED																									W	26-14
11/19 at Rams		RESERVE/INJURED																									L	51-54
12/02 at Raiders		RESERVE/INJURED																									W	40-33
2018 TOTALS	5-0	2	1	1	1.0	10.0	1	10	2	0	0	0	0	1	0	0	0	3	2	1	0	0	0	0	10-2			



DAVID WELLS

TIGHT END



ROOKIE SEASON

ROOKIE YEAR WITH THE CHIEFS

COLLEGE: SAN DIEGO STATE

BIRTHDAY
05/02/95

HEIGHT
6'6"

WEIGHT
260

ACQUIRED
FA-18

- 📺 Rookie tight end enters his first season with the Chiefs in 2018.
- 📺 Originally entered the NFL as an undrafted free agent with the Cowboys in 2018.

Transactions:

Signed to Kansas City's practice squad (10/9/18) ... Released by Kansas City (10/8/18) ... Signed to Kansas City's practice squad (9/18/18) ... Released by Dallas (9/1/18) ... Originally entered the NFL as an undrafted free agent with the Dallas Cowboys in 2018.

COLLEGE

Played in 52 games (24 starts) at San Diego State where he recorded 38 catches for 449 yards and six touchdowns ... As a senior, was named a second-team All-Mountain West selection by the league's coaches and media after making nine receptions for 133 yards and two touchdowns while playing in 12 games with 10 starts ... Named second-team All-Conference after hauling in 25 passes for 294 yards and four touchdowns - all career-highs - his junior year ... Played in 14 games as a sophomore and caught four passes for 22 yards ... Played in 12 of the team's 13 games, mostly on special teams as a freshman.

PERSONAL

- 📺 Attended Clovis (Calif.) North High School where he switched to tight end late in his high school career.
- 📺 Helped lead CNHS to a CIF Central Section Division I championship and a 12-2 record in 2012, recording 60 catches for 1,188 yards (19.8 avg.) and 10 touchdowns to become a first-team all-league pick and first-team All-Valley selection as a senior.
- 📺 Played forward on the basketball team, winning a section championship and was a pitcher with the baseball squad.
- 📺 Earned his bachelor's in communications and a master's degree in homeland security.

DAVID WELLS - NFL REGULAR SEASON STATISTICS

DATE	TEAM	GP	GS	RECEIVING				RUSHING			
				NO.	YDS	AVG	LG	NO.	YDS.	AVG.	LG
2018	Cowboys	0	0	0	0	0.0	0	0	0	0.0	0
Went from Cowboys to Chiefs .											
2018	Chiefs	0	0	0	0	0.0	0	0	0	0.0	0
NFL TOTALS		0	0	0	0	0.0	0	0	0	0.0	0

DAVID WELLS - NFL REGULAR SEASON RETURN STATISTICS

DATE	TEAM	KICKOFF RETURNS					PUNT RETURNS				
		RET.	YDS.	AVG.	LG	TD	NO.	FC	YDS	AVG	LG
2018	Cowboys	0	0	0.0	0	0	0	0	0	0.0	0
Went from Cowboys to Chiefs .											
2018	Chiefs	0	0	0.0	0	0	0	0	0	0.0	0
NFL TOTALS		0	0	0.0	0	0	0	0	0	0.0	0

2018 GAME-BY-GAME REGULAR SEASON STATISTICS (COWBOYS/CHIEFS)

DATE OPPONENT P/S	RECEIVING				RUSHING				W/L	SCORE
	NO	YDS	LG	TD	ATT	YDS	LG	TD		
09/09 at Panthers				NOT ON ROSTER					L	8-16
09/16 GIANTS				NOT ON ROSTER					W	20-13
				Went from Cowboys to Chiefs .						
09/23 49ERS				PRACTICE SQUAD					W	38-27
10/01 at Broncos				PRACTICE SQUAD					W	27-23
10/07 JAGUARS				PRACTICE SQUAD					W	30-14
10/14 at Patriots				PRACTICE SQUAD					L	40-43
10/21 BENGALS				PRACTICE SQUAD					W	45-10
10/28 BRONCOS				PRACTICE SQUAD					W	30-23
11/04 at Browns				PRACTICE SQUAD					W	37-21
11/11 CARDINALS				PRACTICE SQUAD					W	26-14
11/19 at Rams				PRACTICE SQUAD					L	51-54
12/02 at Raiders				PRACTICE SQUAD					W	40-33
2018 TOTALS	0-0	0	0	0	0	0	0	0	9-3	



DAMIEN WILLIAMS

RUNNING BACK

26



5TH SEASON

1ST YEAR WITH THE CHIEFS

COLLEGE: OKLAHOMA

BIRTHDAY
04/03/92

HEIGHT
5'11"

WEIGHT
224

ACQUIRED
UFA-18

📺 Fifth-year running back enters his first season with the Chiefs in 2018.

Blocked a punt in Week 9 of 2018 season vs. Cleveland (11/4/18) to set up a Kansas City touchdown.

📺 Made his first playoff appearance with Miami in the AFC Wild Card game at Pittsburgh on January 8, 2017 and rushed three times for 14 yards (4.7 avg.) and caught one reception for a 4-yard touchdown.

📺 Made his NFL debut with Miami on September 7, 2014

vs. New England, returning a kick for 19 yards.

Originally entered the NFL with Miami as an undrafted college free agent (5/2/14).

Transactions:

Signed by Kansas City (3/22/18) ... Re-signed by Miami (5/11/17) ... Originally entered the NFL with the Miami Dolphins as an undrafted college free agent in 2014.

COLLEGE

Two-year letterman (2012-13) at Oklahoma ... Appeared in 22 career games (10 starts) recording career totals of 290 rushes for 1,499 yards and 18 touchdowns and 43 receptions for 410 yards (9.5 avg.) ... Played in nine games with one start as a senior in 2013 ... Named second-team All-Big 12 and Big 12 honorable mention Offensive Newcomer of the Year by the conference's coaches in 2012 ... Also in 2012 finished seventh in the Big 12 in rushing yards and 10th for all-purpose yards ... Attended Arizona Western as a sophomore in 2011 ... Recorded 259 rushes for 1,931 yards (7.5 avg.) with 26 touchdowns ... Also had 20 receptions for 317 yards (7.5 avg.) and 15 kickoff returns for 365 yards (24.3 avg.) ... Posted 30 overall touchdowns with 26 rushing, two receiving, one kickoff return and one passing touchdown ... Was voted a first-team NJCAA All-American ... Named the WSFL Offensive Player of the Year, ACCAC Co-Offensive Player of the Year and earned first team honors on both the All-WSFL and All-ACCAC postseason teams.

PERSONAL

📺 Played high school football at Mira Mesa High School in San Diego, Calif.

📺 Had 2,287 yards rushing and 24 touchdowns as a senior in high school in 2009.

📺 Majored in multidisciplinary studies at Oklahoma.

DAMIEN WILLIAMS - NFL REGULAR SEASON STATISTICS

DATE	TEAM	G	P	G	S	RUSHING					RECEIVING				
						NO.	YDS.	AVG.	LG	TD	NO.	YDS	AVG	LG	TD
2014	Dolphins	16	0			36	122	3.4	19	0	21	187	8.9	32	1
2015	Dolphins	16	0			16	59	3.7	19	0	21	142	6.8	23	1
2016	Dolphins	15	0			35	115	3.3	23	3	23	249	10.8	58	3
2017	Dolphins	11	4			46	181	3.9	69	0	20	155	7.8	24	1
2018	Chiefs	12	0			8	39	4.9	17	0	5	25	5.0	9	0
NFL TOTALS		70	4			141	516	3.7	69	3	90	758	8.4	58	6

DAMIEN WILLIAMS - NFL POSTSEASON STATISTICS

DATE	TEAM	G	P	G	S	RUSHING					RECEIVING				
						NO.	YDS.	AVG.	LG	TD	NO.	YDS	AVG	LG	TD
2016	Dolphins	1	0			3	14	4.7	15	0	1	4	4.0	4t	1
NFL TOTALS		1	0			3	14	4.7	15	0	1	4	4.0	4t	1

DAMIEN WILLIAMS - NFL REGULAR SEASON RETURN STATISTICS

DATE TEAM	KICKOFF RETURNS					PUNT RETURNS					
	RET.	YDS.	AVG.	LG	TD	NO.	FC	YDS	AVG	LG	TD
2014 Dolphins	5	102	20.4	26	0	0	0	0	0.0	0	0
2015 Dolphins	21	457	21.8	37	0	0	0	0	0.0	0	0
2016 Dolphins	2	32	16.0	17	0	0	0	0	0.0	0	0
2017 Dolphins	0	0	0.0	0	0	0	0	0	0.0	0	0
2018 Chiefs	0	0	0.0	0	0	0	0	0	0.0	0	0
NFL TOTALS	28	591	21.1	37	0	0	0	0	0.0	0	0

DAMIEN WILLIAMS - NFL POSTSEASON RETURN STATISTICS

DATE TEAM	KICKOFF RETURNS					PUNT RETURNS					
	RET.	YDS.	AVG.	LG	TD	NO.	FC	YDS	AVG	LG	TD
2016 Dolphins	0	0	0.0	0	0	0	0	0	0.0	0	0
NFL TOTALS	0	0	0.0	0	0	0	0	0	0.0	0	0

SINGLE-GAME HIGHS: RUSHING/RECEIVING

Rush Attempts	11 vs. Los Angeles Chargers, Nov 02, 2014 10 vs. Tampa Bay Buccaneers, Nov 19, 2017 9 at Carolina Panthers, Nov 13, 2017 8 at New England Patriots, Nov 26, 2017 7 vs. Oakland Raiders, Nov 05, 2017 ...1 more at 7.	All-purpose yards	102 vs. Tampa Bay Buccaneers, Nov 19, 2017 102 at New York Jets, Nov 29, 2015 93 vs. Houston Texans, Oct 25, 2015 70 vs. Tennessee Titans, Oct 09, 2016 68 vs. Minnesota Vikings, Dec 21, 2014 4 at New York Jets, Nov 29, 2015 3 at Buffalo Bills, Nov 08, 2015 2 at Los Angeles Chargers, Dec 20, 2015 2 vs. Baltimore Ravens, Dec 06, 2015 2 at Philadelphia Eagles, Nov 15, 2015 ...3 more at 2.
Rushing Yards	78 vs. Tampa Bay Buccaneers, Nov 19, 2017 38 at Oakland Raiders, Dec 02, 2018 38 at New England Patriots, Nov 26, 2017 34 at Detroit Lions, Nov 09, 2014 29 vs. New York Jets, Nov 06, 2016	Kickoff Returns	92 at New York Jets, Nov 29, 2015 64 vs. Houston Texans, Oct 25, 2015 49 at Los Angeles Chargers, Dec 20, 2015 45 at Tennessee Titans, Oct 18, 2015 45 vs. Buffalo Bills, Sep 27, 2015
Longest Runs	69 vs. Tampa Bay Buccaneers, Nov 19, 2017 23 vs. New York Jets, Nov 06, 2016 19 vs. Houston Texans, Oct 25, 2015 19 at Detroit Lions, Nov 09, 2014 17 at Oakland Raiders, Dec 02, 2018	Kickoff Return Yards	37 at Philadelphia Eagles, Nov 15, 2015 34 vs. Houston Texans, Oct 25, 2015 31 at Tennessee Titans, Oct 18, 2015 31 vs. Buffalo Bills, Sep 27, 2015 30 vs. Houston Texans, Oct 25, 2015
Rushing TDs	1 at Los Angeles Chargers, Nov 13, 2016 1 vs. Buffalo Bills, Oct 23, 2016 1 vs. Pittsburgh Steelers, Oct 16, 2016	Longest Kickoff Return	1 vs. Arizona Cardinals, Nov 11, 2018 1 vs. Cincinnati Bengals, Oct 21, 2018 1 vs. Jacksonville Jaguars, Oct 07, 2018 ...10 more at 1.
Receptions	6 vs. Oakland Raiders, Nov 05, 2017 6 vs. Minnesota Vikings, Dec 21, 2014 3 at New England Patriots, Nov 26, 2017 3 at Atlanta Falcons, Oct 15, 2017 ...6 more at 3.	Special Teams Tackles	1 vs. New England Patriots, Jan 01, 2017 2 at Los Angeles Chargers, Nov 13, 2016 1 vs. Oakland Raiders, Nov 05, 2017 1 vs. Arizona Cardinals, Dec 11, 2016 1 vs. Buffalo Bills, Oct 23, 2016 ...4 more at 1.
Receiving Yards	67 vs. Tennessee Titans, Oct 09, 2016 51 at Buffalo Bills, Dec 24, 2016 50 vs. Minnesota Vikings, Dec 21, 2014 47 vs. Oakland Raiders, Nov 05, 2017 38 vs. New England Patriots, Jan 03, 2016 ...1 more at 38.	Miscellaneous Tackles	
Longest Receptions	58 vs. Tennessee Titans, Oct 09, 2016 44 at Buffalo Bills, Dec 24, 2016 32 vs. Buffalo Bills, Nov 13, 2014 29 at Seattle Seahawks, Sep 11, 2016 24 vs. Tampa Bay Buccaneers, Nov 19, 2017	Most TDs	
Receiving TDs	1 vs. Oakland Raiders, Nov 05, 2017 1 vs. Arizona Cardinals, Dec 11, 2016 1 at Los Angeles Chargers, Nov 13, 2016 ...3 more at 1.		

SINGLE-GAME HIGHS - POSTSEASON: RUSHING/RECEIVING

Rush Attempts	3 at Pittsburgh Steelers, Jan 08, 2017	Longest Receptions	4t at Pittsburgh Steelers, Jan 08, 2017
Rushing Yards	14 at Pittsburgh Steelers, Jan 08, 2017	Receiving TDs	1 at Pittsburgh Steelers, Jan 08, 2017
Longest Runs	15 at Pittsburgh Steelers, Jan 08, 2017 1 at Pittsburgh Steelers, Jan 08, 2017	All-purpose yards	18 at Pittsburgh Steelers, Jan 08, 2017
Receptions	1 at Pittsburgh Steelers, Jan 08, 2017	Most TDs	1 at Pittsburgh Steelers, Jan 08, 2017
Receiving Yards	4 at Pittsburgh Steelers, Jan 08, 2017		

2014 GAME-BY-GAME REGULAR SEASON STATISTICS (DOLPHINS)

DATE	OPPONENT	P/S	RUSHING				RECEIVING				W/L	SCORE
			ATT	YDS	LG	TD	NO	YDS	LG	TD		
09/07	PATRIOTS	P	0	0	0	0	0	0	0	0	W	33-20
09/14	at Bills	P	5	19	7	0	0	0	0	0	L	10-29
09/21	CHIEFS	P	1	-3	-3	0	0	0	0	0	L	15-34
09/28	at Raiders	P	6	23	12	0	0	0	0	0	W	38-14
10/12	PACKERS	P	0	0	0	0	0	0	0	0	L	24-27
10/19	at Bears	P	1	-1	-1	0	2	12	7	0	W	27-14
10/26	at Jaguars	P	0	0	0	0	0	0	0	0	W	27-13
11/02	CHARGERS	P	11	28	9	0	2	23	21	0	W	37-0
11/09	at Lions	P	7	34	19	0	3	27	11	0	L	16-20
11/13	BILLS	P	0	0	0	0	2	38	32	0	W	22-9
11/23	at Broncos	P	0	0	0	0	1	-1	-1	0	L	36-39
12/01	at Jets	P	0	0	0	0	0	0	0	0	W	16-13
12/07	RAVENS	P	2	4	4	0	1	7	7	0	L	13-28
12/14	at Patriots	P	0	0	0	0	2	9	5	0	L	13-41
12/21	VIKINGS	P	3	18	12	0	6	50	20	1	W	37-35
12/28	JETS	P	0	0	0	0	2	22	11	0	L	24-37
2014 TOTALS			16-0	36	122	19	0	21	187	32	1	8-8

2015 GAME-BY-GAME REGULAR SEASON STATISTICS (DOLPHINS)

DATE	OPPONENT	P/S	RUSHING				RECEIVING				W/L	SCORE
			ATT	YDS	LG	TD	NO	YDS	LG	TD		
09/13	at Redskins	P	1	0	0	0	1	3	3	0	W	17-10
09/20	at Jaguars	P	2	5	3	0	3	15	10t	1	L	20-23
09/27	BILLS	P	2	17	14	0	1	5	5	0	L	14-41
10/04	JETS	P	0	0	0	0	1	1	1	0	L	14-27
10/18	at Titans	P	2	5	4	0	0	0	0	0	W	38-10
10/25	TEXANS	P	4	19	19	0	2	10	8	0	W	44-26
10/29	at Patriots	P	0	0	0	0	0	0	0	0	L	7-36
11/08	at Bills	P	0	0	0	0	0	0	0	0	L	17-33
11/15	at Eagles	P	0	0	0	0	0	0	0	0	W	20-19
11/22	COWBOYS	P	0	0	0	0	0	0	0	0	L	14-24
11/29	at Jets	P	0	0	0	0	2	10	7	0	L	20-38
12/06	RAVENS	P	1	1	1	0	1	5	5	0	W	15-13
12/14	GIANTS	P	0	0	0	0	2	11	7	0	L	24-31
12/20	at Chargers	P	1	1	1	0	2	11	6	0	L	14-30
12/27	COLTS	P	0	0	0	0	3	33	23	0	L	12-18
01/03	PATRIOTS	P	3	11	8	0	3	38	22	0	W	20-10
2015 TOTALS			16-0	16	59	19	0	21	142	23	1	6-10

2016 GAME-BY-GAME REGULAR SEASON STATISTICS (DOLPHINS)

DATE	OPPONENT	P/S	RUSHING				RECEIVING				W/L	SCORE
			ATT	YDS	LG	TD	NO	YDS	LG	TD		
09/11	at Seahawks	P	2	9	5	0	1	29	29	0	L	10-12
09/18	at Patriots					INACTIVE					L	24-31
09/25	BROWNS	P	1	15	15	0	3	10	10t	1	W	30-24+
09/29	at Bengals	P	2	9	7	0	1	6	6	0	L	7-22
10/09	TITANS	P	1	3	3	0	2	67	58	0	L	17-30
10/16	STEELERS	P	6	12	10	1	2	5	5	0	W	30-15
10/23	BILLS	P	4	16	12t	1	0	0	0	0	W	28-25
11/06	JETS	P	5	29	23	0	2	20	19	0	W	27-23
11/13	at Chargers	P	2	2	2t	1	1	18	18t	1	W	31-24
11/20	at Rams	P	0	0	0	0	0	0	0	0	W	14-10
11/27	49ERS	P	1	7	7	0	2	11	6	0	W	31-24
12/04	at Ravens	P	1	1	1	0	2	8	6	0	L	6-38
12/11	CARDINALS	P	5	7	5	0	2	1	3t	1	W	26-23
12/17	at Jets	P	3	0	0	0	0	0	0	0	W	34-13
12/24	at Bills	P	0	0	0	0	2	51	44	0	W	34-31+
01/01	PATRIOTS	P	2	5	5	0	3	23	16	0	L	14-35
2016 TOTALS			15-0	35	115	23	3	23	249	58	3	10-6

+ - Overtime

2017 GAME-BY-GAME REGULAR SEASON STATISTICS (DOLPHINS)

DATE	OPPONENT	P/S	RUSHING				RECEIVING				W/L	SCORE
			ATT	YDS	LG	TD	NO	YDS	LG	TD		
11/19	BUCCANEERS	S	10	78	69	0	1	24	24	0	L	20-30
09/17	at Chargers	P	0	0	0	0	0	0	0	0	W	19-17
09/24	at Jets	P	2	5	8	0	1	6	6	0	L	6-20
10/01	SAINTS	P	1	1	1	0	0	0	0	0	L	0-20
10/08	TITANS	P	3	15	9	0	1	13	13	0	W	16-10
10/15	at Falcons	P	4	9	5	0	3	14	7	0	W	20-17
10/22	JETS	P	2	2	2	0	2	18	12	0	W	31-28
10/26	at Ravens	P	0	0	0	0	1	-1	-1	0	L	0-40
11/05	RAIDERS	S	7	14	4	0	6	47	11	1	L	24-27
11/13	at Panthers	S	9	19	11	0	2	20	15	0	L	21-45
11/26	at Patriots	S	8	38	11	0	3	14	7	0	L	17-35
12/03	BRONCOS					INACTIVE					W	35-9
12/11	PATRIOTS					INACTIVE					W	27-20
12/17	at Bills					INACTIVE					L	16-24
12/24	at Chiefs					INACTIVE					L	13-29
12/31	BILLS					INACTIVE					L	16-22
2017 TOTALS	11-4		46	181	69	0	20	155	24	1	6-10	

2018 GAME-BY-GAME REGULAR SEASON STATISTICS (CHIEFS)

DATE	OPPONENT	P/S	RUSHING				RECEIVING				W/L	SCORE
			ATT	YDS	LG	TD	NO	YDS	LG	TD		
09/09	at Chargers	P	1	0	0	0	0	0	0	0	W	38-28
09/16	at Steelers	P	0	0	0	0	1	2	2	0	W	42-37
09/23	49ERS	P	0	0	0	0	2	16	9	0	W	38-27
10/01	at Broncos	P	0	0	0	0	0	0	0	0	W	27-23
10/07	JAGUARS	P	1	0	0	0	0	0	0	0	W	30-14
10/14	at Patriots	P	1	1	1	0	0	0	0	0	L	40-43
10/21	BENGALS	P	0	0	0	0	0	0	0	0	W	45-10
10/28	BRONCOS	P	0	0	0	0	0	0	0	0	W	30-23
11/04	at Browns	P	0	0	0	0	0	0	0	0	W	37-21
11/11	CARDINALS	P	0	0	0	0	0	0	0	0	W	26-14
11/19	at Rams	P	0	0	0	0	0	0	0	0	L	51-54
12/02	at Raiders	P	5	38	17	0	2	7	6	0	W	40-33
2018 TOTALS	12-0		8	39	17	0	5	25	9	0	10-2	

2016 GAME-BY-GAME POSTSEASON STATISTICS (DOLPHINS)

DATE	OPPONENT	P/S	RUSHING				RECEIVING				W/L	SCORE
			ATT	YDS	LG	TD	NO	YDS	LG	TD		
01/08	at Steelers	P	3	14	15	0	1	4	4t	1	L	12-30
2016 TOTALS	1-0		3	14	15	0	1	4	4t	1	0-1	



DARREL WILLIAMS

RUNNING BACK

31



ROOKIE SEASON

ROOKIE YEAR WITH THE CHIEFS

COLLEGE: LSU

BIRTHDAY
04/15/95

HEIGHT
5'11"

WEIGHT
224

ACQUIRED
CFA-18

📺 Rookie running back enters his first season with the Chiefs in 2018.

📺 Originally entered the NFL as an undrafted free agent with the Chiefs in 2018.

Transactions:

Originally entered the NFL as an undrafted free agent with the Chiefs in 2018.

COLLEGE

Played in 48 games at LSU (2014-17) rushing for 1,651 yards on 321 attempts with 19 touchdowns ... Also recorded 462 receiving yards on 38 receptions ... Finished his career ranked No. 21 in school history in rushing yards ... Became the first player in LSU history to have 100 yards rushing and receiving in the same game when he did it against Ole Miss in 2017 (103 rushing, 105 receiving) ... Rushed for 100 or more yards three times during career and rushed for two or more TDs in a game five times ... Named one of LSU's two recipients of the Charles McClendon Most Valuable Players along with linebacker Devin White in 2017.

PERSONAL

📺 Set a single-season school record at John Ehret (Marrero, La.) High School by rushing for 2,201 yards and 32 touchdowns as a senior.

📺 Also caught six passes for 309 yards and three scores during his senior season.

📺 Started at quarterback in 2012 and ran for more than 1,000 yards and scored 27 touchdowns.

📺 Led a John Ehret team that was winless in 2012 to a district championship in 2013.

📺 Member of the Baton Rouge Advocate Second Dozen.

DARREL WILLIAMS - NFL REGULAR SEASON STATISTICS

DATE	TEAM	GP	GS	RUSHING					RECEIVING				
				NO.	YDS.	AVG.	LG	TD	NO.	YDS	AVG	LG	TD
2018	Chiefs	2	0	0	0	0.0	0	0	0	0	0.0	0	0
NFL		2	0	0	0	0.0	0	0	0	0	0.0	0	0
TOTALS													

DARREL WILLIAMS - NFL REGULAR SEASON RETURN STATISTICS

KICKOFF RETURNS							PUNT RETURNS					
DATE TEAM		RET.	YDS.	AVG.	LG	TD	NO.	FC	YDS	AVG	LG	TD
2018	Chiefs	0	0	0.0	0	0	0	0	0	0.0	0	0
NFL		0	0	0.0	0	0	0	0	0	0.0	0	0
TOTALS												

SINGLE-GAME HIGHS: RUSHING/RECEIVING

Special Teams Tackles

1 at Oakland Raiders, Dec 02, 2018

2018 GAME-BY-GAME REGULAR SEASON STATISTICS (CHIEFS)

DATE	OPPONENT	P/S	RUSHING				RECEIVING				W/L	SCORE
			ATT	YDS	LG	TD	NO	YDS	LG	TD		
09/09	at Chargers					INACTIVE					W	38-28
09/16	at Steelers					INACTIVE					W	42-37
09/23	49ERS					INACTIVE					W	38-27
10/01	at Broncos					INACTIVE					W	27-23
10/07	JAGUARS					INACTIVE					W	30-14
10/14	at Patriots					INACTIVE					L	40-43
10/21	BENGALS					INACTIVE					W	45-10
10/28	BRONCOS					INACTIVE					W	30-23
11/04	at Browns					INACTIVE					W	37-21
11/11	CARDINALS	P	0	0	0	0	0	0	0	0	W	26-14
11/19	at Rams					INACTIVE					L	51-54
12/02	at Raiders	P	0	0	0	0	0	0	0	0	W	40-33
2018 TOTALS	2-0		0	0	0	0	0	0	0	0	10-2	



XAVIER WILLIAMS

DEFENSIVE TACKLE

98



4TH SEASON

1ST YEAR WITH THE CHIEFS

COLLEGE: NORTHERN IOWA

BIRTHDAY
01/18/92

HEIGHT
6'2"

WEIGHT
309

ACQUIRED
RFA-18

Third-year defensive tackle enters his first season with the Chiefs in 2018.

Recorded first sack with the Chiefs in Week 5 vs. Jacksonville (10/7/18), giving him 1.5 sacks (-10.0 yards) for his career.

Made his NFL debut vs. Cincinnati on November 22, 2015.

Recorded first start with the Chiefs in Week 1 of the 2018

season at Los Angeles Chargers (9/9/18)

Originally entered the NFL as an undrafted free agent with the Arizona Cardinals (5/5/15).

Transactions:

Signed by Kansas City (3/21/18) ... Originally entered the NFL as an undrafted free agent with the Arizona Cardinals in 2015.

COLLEGE

Appeared in 42 games (36 starts) in four seasons at Northern Iowa (2010-14) ... Totaled 224 tackles (106 solo), 15.0 sacks, 29.5 tackles for loss and one forced fumble ... Ranked fifth in school history in career tackles for loss and set a school single-season record with five blocked kicks in 2012 ... Two-time first-team All-Missouri Valley Football Conference selection (2013-14) ... Started all 14 games as a senior and was a finalist for the Buck Buchanan Award given to the top defensive player in the NCAA Football Championship Subdivision ... Collected a career-high 93 tackles, 8.0 sacks and 14 tackles for loss in 2014 ... Named a first-team All-American by College Sporting News and was invited to play in the East-West Shrine Game ... Also earned All-American honors from Sports Network (second team) and AP (third team) ... Redshirted in 2010.

PERSONAL

Was a first-team all-conference selection at Grandview (Mo.) High School.

Named to the Suburban Mid-Six team in 2009 and earned first-team All-Metro honors.

Also a three-year starter and two-time state qualifier in wrestling.

Majored in movement and exercise science at Northern Iowa.

XAVIER WILLIAMS - NFL REGULAR SEASON STATISTICS

		TACKLES										INTERCEPTIONS					O. FUMB					ST				MISC			
DATE	TEAM	GP	GS	TK	S	A	TFL	YDS	SK	YDS	QBH	NO	YDS	LG	TD	PD	FF	FR	YDS	TK	S	A	FF	FR	S	A			
2015	Cardinals	4	0	2	2	0	0	0.0	0.0		1	0	0	0	0	0	0	0	0	0	0	0	0	0	0	0			
2016	Cardinals	8	1	6	4	2	1	3	0.0	0.0	0	0	0	0	0	0	0	0	0	0	0	0	0	0	0	0			
2017	Cardinals	11	1	20	16	4	1	4	0.5	5.0	1	0	0	0	0	0	1	0	0	0	0	0	0	0	0	0			
2018	Chiefs	12	4	34	19	15	2	13	2.0	13.0	3	0	0	0	0	0	0	0	0	0	0	0	0	0	0	0			
NFL TOTALS		35	6	62	41	21	4	20	2.5	18.0	5	0	0	0	0	0	1	0	0	0	0	0	0	0	0	0			

XAVIER WILLIAMS - NFL POSTSEASON STATISTICS

		TACKLES								INTERCEPTIONS						O. FUMB					ST				MISC			
DATE	TEAM	GP	GS	TK	S	A	TFL	YDS	SK	YDS	QBH	NO	YDS	LG	TD	PD	FF	FR	YDS	TK	S	A	FF	FR	S	A		
2015	Cardinals	0	0	0	0	0	0	0	0.0	0.0	0	0	0	0	0	0	0	0	0	0	0	0	0	0	0	0		
NFL TOTALS		0	0	0	0	0	0	0	0.0	0.0	0	0	0	0	0	0	0	0	0	0	0	0	0	0	0	0		

SINGLE-GAME HIGHS: DEFENSIVE

Total Tackles 5 at New England Patriots, Oct 14, 2018
 4 at Los Angeles Rams, Nov 19, 2018
 4 vs. Arizona Cardinals, Nov 11, 2018
 4 at Los Angeles Chargers, Sep 09, 2018
 ...1 more at 4.

Sacks 1.0 at Los Angeles Rams, Nov 19, 2018
 1.0 vs. Jacksonville Jaguars, Oct 07, 2018
 0.5 vs. San Francisco 49ers, Oct 01, 2017

Forced Fumbles 1 at Houston Texans, Nov 19, 2017

Tackles For Loss 1 at Los Angeles Rams, Nov 19, 2018
 1 vs. Jacksonville Jaguars, Oct 07, 2018
 1 at Indianapolis Colts, Sep 17, 2017
 ...1 more at 1.

2015 GAME-BY-GAME REGULAR SEASON STATISTICS (CARDINALS)

DATE OPPONENT		TACKLES							INTERCEPTIONS				O. FUMB			ST				MISC		W/L	SCORE		
		TK	S	A	SK	YDS	TFL	YDS	QBH	NO	YDS	LG	TD	PD	FF	FR	YDS	TK	S	A	FF			FR	S
09/13 SAINTS									INACTIVE													W	31-19		
09/20 at Bears									INACTIVE													W	48-23		
09/27 49ERS									INACTIVE													W	47-7		
10/04 RAMS									INACTIVE													L	22-24		
10/11 at Lions									INACTIVE													W	42-17		
10/18 at Steelers									INACTIVE													L	13-25		
10/26 RAVENS									INACTIVE													W	26-18		
11/01 at Browns									INACTIVE													W	34-20		
11/15 at Seahawks									INACTIVE													W	39-32		
11/22 BENGALS	P	0	0	0	0.0	0.0	0	0	0	0	0	0	0	0	0	0	0	0	0	0	0	0	0	W	34-31
11/29 at 49ers	P	1	1	0	0.0	0.0	0	0	1	0	0	0	0	0	0	0	0	0	0	0	0	0	0	W	19-13
12/06 at Rams	P	1	1	0	0.0	0.0	0	0	0	0	0	0	0	0	0	0	0	0	0	0	0	0	0	W	27-3
12/10 VIKINGS	P	0	0	0	0.0	0.0	0	0	0	0	0	0	0	0	0	0	0	0	0	0	0	0	0	W	23-20
12/20 at Eagles									INACTIVE													W	40-17		
12/27 PACKERS									INACTIVE													W	38-8		
01/03 SEAHAWKS									INACTIVE													L	6-36		
2015 TOTALS		4-0	2	2	0	0.0	0.0	0	0	1	0	0	0	0	0	0	0	0	0	0	0	0	0	13-3	

2016 GAME-BY-GAME REGULAR SEASON STATISTICS (CARDINALS)

DATE OPPONENT		TACKLES							INTERCEPTIONS					O. FUMB			ST				MISC		W/L	SCORE		
		TK	S	A	SK	YDS	TFL	YDS	QBH	NO	YDS	LG	TD	PD	FF	FR	YDS	TK	S	A	FF	FR			S	A
09/11 PATRIOTS									INACTIVE														L	21-23		
09/18 BUCCANEERS P		1	1	0	0.0	0.0	0	0	0	0	0	0	0	0	0	0	0	0	0	0	0	0	0	0	W	40-7
09/25 at Bills									INACTIVE														L	18-33		
10/02 RAMS									INACTIVE														L	13-17		
10/06 at 49ers P		1	0	1	0.0	0.0	0	0	0	0	0	0	0	0	0	0	0	0	0	0	0	0	0	0	W	33-21
10/17 JETS									INACTIVE														W	28-3		
10/23 SEAHAWKS									INACTIVE														L	6-6+		
10/30 at Panthers									INACTIVE														L	20-30		
11/13 49ERS P		2	2	0	0.0	0.0	1	3	0	0	0	0	0	0	0	0	0	0	0	0	0	0	0	0	W	23-20
11/20 at Vikings S		0	0	0	0.0	0.0	0	0	0	0	0	0	0	0	0	0	0	0	0	0	0	0	0	0	L	24-30
11/27 at Falcons P		0	0	0	0.0	0.0	0	0	0	0	0	0	0	0	0	0	0	0	0	0	0	0	0	0	L	19-38
12/04 REDSKINS P		0	0	0	0.0	0.0	0	0	0	0	0	0	0	0	0	0	0	0	0	0	0	0	0	0	W	31-23
12/11 at Dolphins P		2	1	1	0.0	0.0	0	0	0	0	0	0	0	0	0	0	0	0	0	0	0	0	0	0	L	23-26
12/18 SAINTS									INACTIVE														L	41-48		
12/24 at Seahawks									INACTIVE														W	34-31		
01/01 at Rams P		0	0	0	0.0	0.0	0	0	0	0	0	0	0	0	0	0	0	0	0	0	0	0	0	0	W	44-6
2016 TOTALS 8-1		6	4	2	0.0	0.0	1	3	0	0	0	0	0	0	0	0	0	0	0	0	0	0	0	0	7-9	

+ - Overtime

2017 GAME-BY-GAME REGULAR SEASON STATISTICS (CARDINALS)

DATE OPPONENT		TACKLES							INTERCEPTIONS					O. FUMB			ST				MISC		W/L	SCORE	
		TK	S	A	SK	YDS	TFL	YDS	QBH	NO	YDS	LG	TD	PD	FF	FR	YDS	TK	S	A	FF	FR			S
09/10 at Lions	P	1	1	0	0.0	0.0	0	0	0	0	0	0	0	0	0	0	0	0	0	0	0	0	0	L	23-35
09/17 at Colts	P	2	2	0	0.0	0.0	1	4	0	0	0	0	0	0	0	0	0	0	0	0	0	0	0	W	16-13+
09/25 COWBOYS										INACTIVE														L	17-28
10/01 49ERS	P	3	2	1	0.5	5.0	0	0	1	0	0	0	0	0	0	0	0	0	0	0	0	0	0	W	18-15+
10/08 at Eagles	P	3	2	1	0.0	0.0	0	0	0	0	0	0	0	0	0	0	0	0	0	0	0	0	0	L	7-34
10/15 BUCCANEERS	P	0	0	0	0.0	0.0	0	0	0	0	0	0	0	0	0	0	0	0	0	0	0	0	0	W	38-33
10/22 at Rams	P	2	2	0	0.0	0.0	0	0	0	0	0	0	0	0	0	0	0	0	0	0	0	0	0	L	0-33
11/05 at 49ers										INACTIVE														W	20-10
11/09 SEAHAWKS										INACTIVE														L	16-22
11/19 at Texans	P	4	3	1	0.0	0.0	0	0	0	0	0	0	0	0	1	0	0	0	0	0	0	0	0	L	21-31
11/26 JAGUARS	S	2	2	0	0.0	0.0	0	0	0	0	0	0	0	0	0	0	0	0	0	0	0	0	0	W	27-24
12/03 RAMS	P	1	1	0	0.0	0.0	0	0	0	0	0	0	0	0	0	0	0	0	0	0	0	0	0	L	16-32
12/10 TITANS	P	2	1	1	0.0	0.0	0	0	0	0	0	0	0	0	0	0	0	0	0	0	0	0	0	W	12-7
12/17 at Redskins	P	0	0	0	0.0	0.0	0	0	0	0	0	0	0	0	0	0	0	0	0	0	0	0	0	L	15-20
12/24 GIANTS										INACTIVE														W	23-0
12/31 at Seahawks										INACTIVE														W	26-24
2017 TOTALS		11-1	20	16	4	0.5	5.0	1	4	1	0	0	0	0	0	1	0	0	0	0	0	0	0	8-8	

+ - Overtime

2018 GAME-BY-GAME REGULAR SEASON STATISTICS (CHIEFS)

		TACKLES								INTERCEPTIONS					O. FUMB			ST				MISC				
DATE	OPPONENT	TK	S	A	SK	YDS	TFL	YDS	QBH	NO	YDS	LG	TD	PD	FF	FR	YDS	TK	S	A	FF	FR	S	A	W/L	SCORE
09/09	at Chargers	S	4	1	3	0.0	0.0	0	0	0	0	0	0	0	0	0	0	0	0	0	0	0	0	0	W	38-28
09/16	at Steelers	S	3	3	0	0.0	0.0	0	0	0	0	0	0	0	0	0	0	0	0	0	0	0	0	0	W	42-37
09/23	49ERS	S	0	0	0	0.0	0.0	0	0	0	0	0	0	0	0	0	0	0	0	0	0	0	0	0	W	38-27
10/01	at Broncos	S	2	2	0	0.0	0.0	0	0	0	0	0	0	0	0	0	0	0	0	0	0	0	0	0	W	27-23
10/07	JAGUARS	P	3	2	1	1.0	5.0	1	5	1	0	0	0	0	0	0	0	0	0	0	0	0	0	0	W	30-14
10/14	at Patriots	P	5	2	3	0.0	0.0	0	0	0	0	0	0	0	0	0	0	0	0	0	0	0	0	0	L	40-43
10/21	BENGALS	P	2	2	0	0.0	0.0	0	0	0	0	0	0	0	0	0	0	0	0	0	0	0	0	0	W	45-10
10/28	BRONCOS	P	3	1	2	0.0	0.0	0	0	1	0	0	0	0	0	0	0	0	0	0	0	0	0	0	W	30-23
11/04	at Browns	P	1	0	1	0.0	0.0	0	0	0	0	0	0	0	0	0	0	0	0	0	0	0	0	0	W	37-21
11/11	CARDINALS	P	4	2	2	0.0	0.0	0	0	0	0	0	0	0	0	0	0	0	0	0	0	0	0	0	W	26-14
11/19	at Rams	P	4	3	1	1.0	8.0	1	8	1	0	0	0	0	0	0	0	0	0	0	0	0	0	0	L	51-54
12/02	at Raiders	P	3	1	2	0.0	0.0	0	0	0	0	0	0	0	0	0	0	0	0	0	0	0	0	0	W	40-33
2018 TOTALS		12-4	34	19	15	2.0	13.0	2	13	3	0	0	0	0	0	0	0	0	0	0	0	0	0	0	10-2	

2015 GAME-BY-GAME POSTSEASON STATISTICS (CARDINALS)

	TACKLES								INTERCEPTIONS					O. FUMB			ST					MISC			
DATE OPPONENT	TK	S	A	SK	YDS	TFL	YDS	QBH	NO	YDS	LG	TD	PD	FF	FR	YDS	TK	S	A	FF	FR	S	A	W/L	SCORE
01/16 PACKERS	INACTIVE																							W	26-20+
01/24 at Panthers	INACTIVE																							L	15-49
2015 TOTALS	0	0	0	0.0	0.0	0	0	0	0	0	0	0	0	0	0	0	0	0	0	0	0	0	0	1-1	

+ - Overtime



JAMES WINCHESTER

LONG SNAPPER

41



4TH SEASON

4TH YEAR WITH THE CHIEFS

COLLEGE: OKLAHOMA

BIRTHDAY
08/06/89

HEIGHT
6'3"

WEIGHT
240

ACQUIRED
FA-15

Fourth-year long snapper enters his fourth season with Kansas City in 2018.

Originally entered the NFL as a free agent with the Philadelphia Eagles in 2013.

Career Highlights:

Logged his first career fumble recovery at Denver in Week 12 of the 2016 season coming off a Denver muffed

punt return.

Picked up second career fumble recovery at Los Angeles Chargers in Week 1 of 2018 season.

Transactions:

Signed with Kansas City as a free agent (3/12/15) ... Released by the Philadelphia Eagles (8/26/13) ... Originally entered the NFL as a free agent with Philadelphia (8/12/13).

COLLEGE

Played in 26 games in two seasons (2010-11) at Oklahoma after he was a junior walk-on in 2010 ... Recovered three fumbles in 2010, which tied for the NCAA lead in that category.

PERSONAL

Attended Washington High School in Washington, Okla.

Father, Mike, was the punter at OU for two seasons (1984-85).

Majored in human relations at Oklahoma.

JAMES WINCHESTER - NFL REGULAR SEASON STATISTICS

DATE TEAM GP

2015 Chiefs 16

2016 Chiefs 16

2017 Chiefs 16

2018 Chiefs 12

NFL 60

TOTALS

JAMES WINCHESTER - NFL POSTSEASON STATISTICS

DATE TEAM GP

2015 Chiefs 2

2016 Chiefs 1

2017 Chiefs 1

NFL 4

TOTALS

2015 GAME-BY-GAME REGULAR SEASON STATISTICS (CHIEFS)

DATE	OPPONENT		W/L	SCORE
09/13	at Texans	P	W	27-20
09/17	BRONCOS	P	L	24-31
09/28	at Packers	P	L	28-38
10/04	at Bengals	P	L	21-36
10/11	BEARS	P	L	17-18
10/18	at Vikings	P	L	10-16
10/25	STEELERS	P	W	23-13
11/01	LIONS	P	W	45-10
11/15	at Broncos	P	W	29-13
11/22	at Chargers	P	W	33-3
11/29	BILLS	P	W	30-22
12/06	at Raiders	P	W	34-20
12/13	CHARGERS	P	W	10-3
12/20	at Ravens	P	W	34-14
12/27	BROWNS	P	W	17-13
01/03	RAIDERS	P	W	23-17
2015 TOTALS	16		11-5	

2016 GAME-BY-GAME REGULAR SEASON STATISTICS (CHIEFS)

DATE	OPPONENT		W/L	SCORE
09/11	CHARGERS	P	W	33-27+
09/18	at Texans	P	L	12-19
09/25	JETS	P	W	24-3
10/02	at Steelers	P	L	14-43
10/16	at Raiders	P	W	26-10
10/23	SAINTS	P	W	27-21
10/30	at Colts	P	W	30-14
11/06	JAGUARS	P	W	19-14
11/13	at Panthers	P	W	20-17
11/20	BUCCANEERS	P	L	17-19
11/27	at Broncos	P	W	30-27+
12/04	at Falcons	P	W	29-28
12/08	RAIDERS	P	W	21-13
12/18	TITANS	P	L	17-19
12/25	BRONCOS	P	W	33-10
01/01	at Chargers	P	W	37-27
2016 TOTALS	16		12-4	

+ - Overtime

2017 GAME-BY-GAME REGULAR SEASON STATISTICS (CHIEFS)

DATE	OPPONENT		W/L	SCORE
09/07	at Patriots	P	W	42-27
09/17	EAGLES	P	W	27-20
09/24	at Chargers	P	W	24-10
10/02	REDSKINS	P	W	29-20
10/08	at Texans	P	W	42-34
10/15	STEELERS	P	L	13-19
10/19	at Raiders	P	L	30-31
10/30	BRONCOS	P	W	29-19
11/05	at Cowboys	P	L	17-28
11/19	at Giants	P	L	9-12+
11/26	BILLS	P	L	10-16
12/03	at Jets	P	L	31-38
12/10	RAIDERS	P	W	26-15
12/16	CHARGERS	P	W	30-13
12/24	DOLPHINS	P	W	29-13
12/31	at Broncos	P	W	27-24
2017 TOTALS	16		10-6	

+ - Overtime

2018 GAME-BY-GAME REGULAR SEASON STATISTICS (CHIEFS)

DATE OPPONENT		W/L	SCORE
09/09 at Chargers	P	W	38-28
09/16 at Steelers	P	W	42-37
09/23 49ERS	P	W	38-27
10/01 at Broncos	P	W	27-23
10/07 JAGUARS	P	W	30-14
10/14 at Patriots	P	L	40-43
10/21 BENGALS	P	W	45-10
10/28 BRONCOS	P	W	30-23
11/04 at Browns	P	W	37-21
11/11 CARDINALS	P	W	26-14
11/19 at Rams	P	L	51-54
12/02 at Raiders	P	W	40-33
2018 TOTALS	12	10-2	

2015 GAME-BY-GAME POSTSEASON STATISTICS (CHIEFS)

DATE OPPONENT		W/L	SCORE
01/09 at Texans	P	W	30-0
01/16 at Patriots	P	L	20-27
2015 TOTALS	2	1-1	

2016 GAME-BY-GAME POSTSEASON STATISTICS (CHIEFS)

DATE OPPONENT		W/L	SCORE
01/15 STEELERS	P	L	16-18
2016 TOTALS	1	0-1	

2017 GAME-BY-GAME POSTSEASON STATISTICS (CHIEFS)

DATE OPPONENT		W/L	SCORE
01/06 TITANS	P	L	21-22
2017 TOTALS	1	0-1	



ANDREW WYLIE

TACKLE

77



1ST SEASON

2ND YEAR WITH THE CHIEFS

COLLEGE: EASTERN MICHIGAN

BIRTHDAY
08/19/94

HEIGHT
6'6"

WEIGHT
309

ACQUIRED
FA-17

First-year tackle enters his second season with the Chiefs in 2018.

Originally entered the NFL as an undrafted free agent with the Colts (5/15/17).

Transactions:

Signed to Kansas City's active roster from the practice squad (1/8/18) ... Signed to Kansas City's practice squad

(12/28/17) ... Released by Chargers (12/27/17) ... Signed to the Los Angeles Chargers practice squad (12/19/17) ... Released by Cleveland (12/15/17) ... Signed to Cleveland's practice squad (10/9/17) ... Released by Indianapolis (9/26/17) ... Signed to Indianapolis' practice squad (9/4/17) ... Released by Indianapolis (9/2/17) ... Originally entered the NFL as an undrafted free agent with the Indianapolis Colts in 2017.

COLLEGE

Appeared in 47 games (46 starts) on the offensive line for Eastern Michigan ... His 46 starts ranked fourth all-time in school history and his 47 appearances are tied for 12th all-time ... Started all 13 games at right tackle in 2016 and earned Third Team All-MAC honors after blocking for an offense that averaged 29.6 points per game, 455.2 yards per game, 159.1 rushing yards per game and 296.1 passing yards per game ... Was part of a 2016 team that recorded a 7-6 record and reached the Bahamas Bowl, the school's first bowl game since 1987.

PERSONAL

Started for three years at Midland (Mich.) High School and led the Midland High offensive line that rushed for 2,200 yards and a 9-2 record.

Named to the All-Saginaw Valley League first team and to The Daily News All-Area first team as a senior.

Named to the All-Saginaw Valley League second team and to The Daily News All-Area first team as a junior.

Was a Division 1-2 all-state honorable mention selection.

Also an outstanding performer on the basketball team.

Majored in communications at Eastern Michigan.

ANDREW WYLIE - NFL REGULAR SEASON STATISTICS

DATE TEAM	GP	GS
2017 Colts	0	0
2017 Browns	0	0
2017 Chargers	0	0
2017 Chiefs	0	0
2018 Chiefs	12	6
NFL TOTALS	12	6

Went from **Colts** to **Browns**.

Went from **Browns** to **Chargers**.

Went from **Chargers** to **Chiefs**.

ANDREW WYLIE - NFL POSTSEASON STATISTICS

DATE TEAM	GP	GS
2017 Chiefs	0	0
NFL TOTALS	0	0

2017 GAME-BY-GAME REGULAR SEASON STATISTICS (COLTS/BROWNS/CHARGERS/CHIEFS)

DATE OPPONENT P/S		W/L	SCORE
09/10 at Rams	PRACTICE SQUAD	L	9-46
09/17 CARDINALS	PRACTICE SQUAD	L	13-16+
09/24 BROWNS	PRACTICE SQUAD	W	31-28
10/01 at Seahawks	NOT ON ROSTER	L	18-46
10/08 49ERS	NOT ON ROSTER	W	26-23+
	Went from Colts to Browns .		
10/15 at Texans	PRACTICE SQUAD	L	17-33
10/22 TITANS	PRACTICE SQUAD	L	9-12+
10/29 VIKINGS	PRACTICE SQUAD	L	16-33
11/12 at Lions	PRACTICE SQUAD	L	24-38
11/19 JAGUARS	PRACTICE SQUAD	L	7-19
11/26 at Bengals	PRACTICE SQUAD	L	16-30
12/03 at Chargers	PRACTICE SQUAD	L	10-19
12/10 PACKERS	PRACTICE SQUAD	L	21-27+
12/17 RAVENS	NOT ON ROSTER	L	10-27
	Went from Browns to Chargers .		
12/24 at Jets	PRACTICE SQUAD	W	14-7
	Went from Chargers to Chiefs .		
12/31 at Broncos	PRACTICE SQUAD	W	27-24
2017 TOTALS	0-0	4-12	

+ - Overtime

2018 GAME-BY-GAME REGULAR SEASON STATISTICS (CHIEFS)

DATE OPPONENT P/S		W/L	SCORE
09/09 at Chargers	P	W	38-28
09/16 at Steelers	P	W	42-37
09/23 49ERS	P	W	38-27
10/01 at Broncos	P	W	27-23
10/07 JAGUARS	P	W	30-14
10/14 at Patriots	P	L	40-43
10/21 BENGALS	S	W	45-10
10/28 BRONCOS	S	W	30-23
11/04 at Browns	S	W	37-21
11/11 CARDINALS	S	W	26-14
11/19 at Rams	S	L	51-54
12/02 at Raiders	S	W	40-33
2018 TOTALS	12-6	10-2	

2017 GAME-BY-GAME POSTSEASON STATISTICS (CHIEFS)

DATE OPPONENT P/S		W/L	SCORE
01/06 TITANS	PRACTICE SQUAD	L	21-22
2017 TOTALS	0-0	0-1	



DEON YELDER

TIGHT END

02



ROOKIE SEASON

ROOKIE YEAR WITH THE CHIEFS

COLLEGE: WESTERN KENTUCKY

BIRTHDAY
03/06/95

HEIGHT
6'4"

WEIGHT
255

ACQUIRED
FA-18

- 📺 Rookie tight end enters his first season with the Chiefs in 2018.
- 📺 Originally entered the NFL as an undrafted free agent with the Saints in 2018.

Transactions:

Added to Kansas City practice squad (10/4/18) ... Released by New Orleans (10/2/18) ... Added to New Orleans' practice squad (9/2/18) ... Released by New Orleans (8/31/18) ... Signed with New Orleans as an undrafted free agent (5/7/18).

COLLEGE

Played in 30 career games (12 starts) at Western Kentucky (2014-17) ... Began his senior year in 2017 with no career offensive statistics, but he finished the season ranking second in receiving with 52 catches for 688 yards, while leading the Hilltoppers with seven receiving touchdowns ... Finished fourth nationally in receptions and third in receiving yards among tight ends ... His seven touchdown catches is 10th most in a single season in WKU history, while ranking second among tight ends in the program's FBS Era ... Recorded at least three catches and 30 receiving yards in 11-of-12 starts as a senior ... 2018 NFLPA Bowl Invitee (Accepted) ... 2017 Conference USA Honorable Mention ... John Mackey Tight End of the Week (Oct. 14, 2017) ... PFF College National Tight End of the Week (Oct. 28, 2017) ... 2017 Burlsworth Trophy Nominee.

PERSONAL

- 📺 Played tight end at Southern Magnet Career Academy (Ky.) High School.
- 📺 Was also a basketball standout.
- 📺 Graduated from Western Kentucky with a bachelor's degree in business and interdisciplinary studies.

DEON YELDER - NFL REGULAR SEASON STATISTICS

DATE	TEAM	GP	GS	RECEIVING					RUSHING				
				NO.	YDS	AVG	LG	TD	NO.	YDS.	AVG.	LG	TD
2018	Saints	0	0	0	0	0.0	0	0	0	0	0.0	0	0
Went from Saints to Chiefs .													
2018	Chiefs	3	0	0	0	0.0	0	0	0	0	0.0	0	0
NFL TOTALS		3	0	0	0	0.0	0	0	0	0	0.0	0	0

DEON YELDER - NFL REGULAR SEASON RETURN STATISTICS

DATE	TEAM	RET.	KICKOFF RETURNS					PUNT RETURNS				
			YDS.	AVG.	LG	TD	NO.	FC	YDS	AVG	LG	TD
2018	Saints	0	0	0.0	0	0	0	0	0	0.0	0	0
Went from Saints to Chiefs .												
2018	Chiefs	0	0	0.0	0	0	0	0	0	0.0	0	0
NFL TOTALS		0	0	0.0	0	0	0	0	0	0.0	0	0

2018 GAME-BY-GAME REGULAR SEASON STATISTICS (SAINTS/CHIEFS)

DATE OPPONENT P/S	RECEIVING				RUSHING				W/L	SCORE
	NO	YDS	LG	TD	ATT	YDS	LG	TD		
09/23 at Falcons									W	43-37+
10/07 JAGUARS									W	30-14
10/14 at Patriots									L	40-43
10/21 BENGALS									W	45-10
10/28 BRONCOS P	0	0	0	0	0	0	0	0	W	30-23
11/04 at Browns P	0	0	0	0	0	0	0	0	W	37-21
11/11 CARDINALS P	0	0	0	0	0	0	0	0	W	26-14
11/19 at Rams									L	51-54
12/02 at Raiders									W	40-33
2018 TOTALS	3-0	0	0	0	0	0	0	0	7-2	

+ - Overtime



FRANK ZOMBO

LINEBACKER

51



9TH SEASON

6TH YEAR WITH THE CHIEFS

COLLEGE: CENTRAL MICHIGAN

BIRTHDAY
03/05/87

HEIGHT
6'3"

WEIGHT
254

ACQUIRED
FA-18



- 📺 Ninth-year linebacker enters his sixth season with the Chiefs in 2018.
- 📺 Has played in seven postseason contests (three starts), including winning Super Bowl XLV vs. Pittsburgh with the Green Bay Packers.
- 📺 Recorded his first-career interception at Oakland (12/15/13).

Signed by Kansas City (10/9/18) ... Released by Kansas City (9/1/18) ... Signed with Kansas City (3/10/16) ... Signed by Kansas City (3/14/14) ... Declared free agent (3/11/14) ... Signed by Kansas City (4/4/13) ... Declared free agent (3/12/2013) ... Activated from Green Bay's Physically Unable to Perform List (11/3/12) ... Placed on Green Bay's Physically Unable to Perform List with a hamstring injury (8/27/12) ... Signed with Green Bay as a rookie free agent (4/30/10).

Transactions:

COLLEGE

A four-year letterman at Central Michigan, played in 55 games (39 starts) and finished his collegiate career ranked second in school history with 25.5 sacks ... Was a three-time CoSIDA/ESPN The Magazine All-District IV second-team selection and earned Academic All-MAC honors twice.

PERSONAL

- 📺 Prepped at Stevenson High School in Sterling Heights, Mich., and was an all-state selection by the *Detroit News* and *Detroit Free Press* as a senior.
- 📺 Played both wide receiver and defensive end at Stevenson High School, recording 78 receptions for 1,200 yards and posting 75 tackles as a senior.
- 📺 Two-year letterman in basketball.

FRANK ZOMBO - NFL REGULAR SEASON STATISTICS

		TACKLES										INTERCEPTIONS					O. FUMB					ST				MISC			
DATE	TEAM	GP	GS	TK	S	A	TFL	YDS	SK	YDS	QBH	NO	YDS	LG	TD	PD	FF	FR	YDS	TK	S	A	FF	FR	S	A			
2010	Packers	13	8	38	28	10	5	0	4.0	34.0	6	0	0	0	0	0	2	0	0	0	0	0	0	0	0	0			
2011	Packers	5	1	9	7	2	1	0	1.0	7.0	1	0	0	0	0	0	0	0	0	1	1	0	0	0	0	0			
2012	Packers	7	0	6	4	2	0	0	0.0	0.0	0	0	0	0	0	0	0	0	0	2	1	1	0	0	0	0			
2013	Chiefs	16	5	23	20	3	0	0	2.0	15.0	5	1	5	5	0	2	1	0	0	4	3	1	0	1	0	0			
2014	Chiefs	16	0	1	1	0	0	0	0.0	0.0	0	0	0	0	0	0	0	1	0	7	7	0	0	1	0	0			
2015	Chiefs	16	2	10	8	2	2	14	3.0	25.0	5	0	0	0	0	0	1	0	0	9	8	1	0	0	0	0			
2016	Chiefs	16	11	39	28	11	3	8	1.0	5.0	4	0	0	0	0	2	1	0	0	2	2	0	0	0	0	0			
2017	Chiefs	16	9	39	22	17	4	13	1.5	8.0	5	0	0	0	0	0	0	1	0	4	4	0	0	0	0	0			
2018	Chiefs	5	0	0	0	0	0	0	0.0	0.0	0	0	0	0	0	0	0	0	0	2	2	0	0	0	0	0			
NFL TOTALS		110	36	165	118	47	15	35	12.5	94.0	26	1	5	5	0	4	5	2	0	31	28	3	0	2	0	0			

FRANK ZOMBO - NFL POSTSEASON STATISTICS

DATE	TEAM	GP	GS	TACKLES						INTERCEPTIONS						O. FUMB			ST				MISC			
				TK	S	A	TFL	YDS	SK	YDS	QBH	NO	YDS	LG	TD	PD	FF	FR	YDS	TK	S	A	FF	FR	S	A
2010	Packers	1	1	5	5	0	2	0	1.0	2.0	1	0	0	0	0	0	0	0	0	0	0	0	0	0	0	0
2011	Packers	1	0	1	0	1	0	0	0.0	0.0	0	0	0	0	0	0	0	0	0	0	0	0	0	0	0	0
2012	Packers	0	0	0	0	0	0	0	0.0	0.0	0	0	0	0	0	0	0	0	0	0	0	0	0	0	0	0
2013	Chiefs	1	0	1	1	0	0	0	0.0	0.0	0	0	0	0	0	0	0	0	0	0	0	0	0	0	0	0
2015	Chiefs	2	1	1	1	0	0	0	0.0	0.0	0	0	0	0	0	0	0	0	0	0	0	0	0	0	0	0
2016	Chiefs	1	0	1	0	1	0	0	0.0	0.0	0	0	0	0	0	1	0	0	0	0	0	0	0	0	0	0
2017	Chiefs	1	1	7	3	4	0	0	0.0	0.0	0	0	0	0	0	0	0	0	0	0	0	0	0	0	0	0
NFL TOTALS		7	3	16	10	6	2	0	1.0	2.0	1	0	0	0	0	1	0	0	0	0	0	0	0	0	0	0

SINGLE-GAME HIGHS: DEFENSIVE

Total Tackles	7 at Oakland Raiders, Dec 15, 2013 7 at Atlanta Falcons, Nov 28, 2010 6 at New York Jets, Dec 03, 2017 6 vs. Los Angeles Chargers, Sep 11, 2016 5 at Dallas Cowboys, Nov 05, 2017 ...5 more at 5.	Tackles For Loss	2 vs. Buffalo Bills, Nov 26, 2017 2 at Oakland Raiders, Dec 06, 2015 1 at New York Jets, Dec 03, 2017 1 at Dallas Cowboys, Nov 05, 2017 ...9 more at 1. 1 at Oakland Raiders, Dec 15, 2013 5 at Oakland Raiders, Dec 15, 2013 3 at Oakland Raiders, Dec 06, 2015 2 vs. Philadelphia Eagles, Sep 17, 2017 2 vs. Cleveland Browns, Dec 27, 2015 2 at Miami Dolphins, Sep 21, 2014 1 at Oakland Raiders, Dec 02, 2018 ...21 more at 1.
Sacks	2.0 at Oakland Raiders, Dec 06, 2015 1.0 at Dallas Cowboys, Nov 05, 2017 1.0 at Indianapolis Colts, Oct 30, 2016 1.0 vs. Oakland Raiders, Jan 03, 2016 ...7 more at 1.0.	Interceptions	
Passes Defensed	1 at Atlanta Falcons, Dec 04, 2016 1 vs. Los Angeles Chargers, Sep 11, 2016 1 at Oakland Raiders, Dec 15, 2013 ...1 more at 1.	Interception Return Yards	
Forced Fumbles	1 vs. New York Jets, Sep 25, 2016 1 vs. Oakland Raiders, Jan 03, 2016 1 at Washington Redskins, Dec 08, 2013 ...2 more at 1.	Special Teams Tackles	
Fumble Recoveries	1 vs. Oakland Raiders, Dec 10, 2017 1 vs. Oakland Raiders, Dec 14, 2014	Special Teams Fumble Recoveries	1 at Oakland Raiders, Nov 20, 2014 1 vs. Cleveland Browns, Oct 27, 2013

SINGLE-GAME HIGHS - POSTSEASON: DEFENSIVE

Total Tackles	7 vs. Tennessee Titans, Jan 06, 2018 5 vs. Pittsburgh Steelers, Feb 06, 2011 1 vs. Pittsburgh Steelers, Jan 15, 2017 1 at New England Patriots, Jan 16, 2016 1 at Indianapolis Colts, Jan 04, 2014 ...1 more at 1.	Passes Defensed	1 vs. Pittsburgh Steelers, Jan 15, 2017
Sacks	1.0 vs. Pittsburgh Steelers, Feb 06, 2011	Tackles For Loss	2 vs. Pittsburgh Steelers, Feb 06, 2011

2010 GAME-BY-GAME REGULAR SEASON STATISTICS (PACKERS)

		TACKLES								INTERCEPTIONS					O. FUMB			ST				MISC				
DATE	OPPONENT	TK	S	A	SK	YDS	TFL	YDS	QBH	NO	YDS	LG	TD	PD	FF	FR	YDS	TK	S	A	FF	FR	S	A	W/L	SCORE
09/12	at Eagles	P	1	1	0	1.0	8.0	1	0	1	0	0	0	0	0	0	0	0	0	0	0	0	0	0	W	27-20
09/19	BILLS	P	0	0	0	0.0	0.0	0	0	0	0	0	0	0	0	0	0	0	0	0	0	0	0	0	W	34-7
09/27	at Bears	S	2	2	0	1.0	10.0	1	0	1	0	0	0	0	0	0	0	0	0	0	0	0	0	0	L	17-20
10/03	LIONS	S	4	2	2	0.0	0.0	0	0	1	0	0	0	0	0	0	0	0	0	0	0	0	0	0	W	28-26
10/10	at Redskins	P	2	2	0	0.0	0.0	0	0	0	0	0	0	0	0	0	0	0	0	0	0	0	0	0	L	13-16+
10/17	DOLPHINS	P	3	2	1	0.0	0.0	0	0	0	0	0	0	0	0	0	0	0	0	0	0	0	0	0	L	20-23+
10/24	VIKINGS	P	2	2	0	0.0	0.0	0	0	0	0	0	0	0	0	0	0	0	0	0	0	0	0	0	W	28-24
10/31	at Jets	S	5	4	1	0.0	0.0	0	0	1	0	0	0	0	0	1	0	0	0	0	0	0	0	0	W	9-0
11/07	COWBOYS	S	3	3	0	0.0	0.0	1	0	0	0	0	0	0	0	0	0	0	0	0	0	0	0	0	W	45-7
11/21	at Vikings	S	4	3	1	0.0	0.0	0	0	0	0	0	0	0	0	0	0	0	0	0	0	0	0	0	W	31-3
11/28	at Falcons	S	7	3	4	1.0	11.0	1	0	1	0	0	0	0	0	1	0	0	0	0	0	0	0	0	L	17-20
12/05	49ERS	S	3	3	0	1.0	5.0	1	0	1	0	0	0	0	0	0	0	0	0	0	0	0	0	0	W	34-16
12/12	at Lions	S	2	1	1	0.0	0.0	0	0	0	0	0	0	0	0	0	0	0	0	0	0	0	0	0	L	3-7
12/19	at Patriots												INACTIVE										L	27-31		
12/26	GIANTS												INACTIVE										W	45-17		
01/02	BEARS												INACTIVE										W	10-3		
2010 TOTALS		13-8	38	28	10	4.0	34.0	5	0	6	0	0	0	0	0	2	0	0	0	0	0	0	0	0	10-6	

+ - Overtime

2011 GAME-BY-GAME REGULAR SEASON STATISTICS (PACKERS)

		TACKLES							INTERCEPTIONS				O. FUMB			ST				MISC						
DATE	OPPONENT	TK	S	A	SK	YDS	TFL	YDS	QBH	NO	YDS	LG	TD	PD	FF	FR	YDS	TK	S	A	FF	FR	S	A	W/L	SCORE
09/08	SAINTS										INACTIVE										W	42-34				
09/18	at Panthers										INACTIVE										W	30-23				
09/25	at Bears										INACTIVE										W	27-17				
10/02	BRONCOS										INACTIVE										W	49-23				
10/09	at Falcons										INACTIVE										W	25-14				
10/16	RAMS	P	4	3	1	0.0	0.0	0	0	0	0	0	0	0	0	0	0	0	0	0	0	0	0	0	W	24-3
10/23	at Vikings										INACTIVE										W	33-27				
11/06	at Chargers	P	1	1	0	0.0	0.0	0	0	0	0	0	0	0	0	0	0	0	0	0	0	0	0	0	W	45-38
11/14	VIKINGS										INACTIVE										W	45-7				
11/20	BUCCANEERS										INACTIVE										W	35-26				
11/24	at Lions										INACTIVE										W	27-15				
12/04	at Giants										INACTIVE										W	38-35				
12/11	RAIDERS	P	3	3	0	1.0	7.0	1	0	1	0	0	0	0	0	0	0	1	1	0	0	0	0	0	W	46-16
12/18	at Chiefs	P	0	0	0	0.0	0.0	0	0	0	0	0	0	0	0	0	0	0	0	0	0	0	0	0	L	14-19
12/25	BEARS										INACTIVE										W	35-21				
01/01	LIONS	S	1	0	1	0.0	0.0	0	0	0	0	0	0	0	0	0	0	0	0	0	0	0	0	0	W	45-41
2011 TOTALS		5-1	9	7	2	1.0	7.0	1	0	1	0	0	0	0	0	0	0	1	1	0	0	0	0	0	15-1	

2012 GAME-BY-GAME REGULAR SEASON STATISTICS (PACKERS)

		TACKLES							INTERCEPTIONS					O. FUMB			ST				MISC					
DATE	OPPONENT	TK	S	A	SK	YDS	TFL	YDS	QBH	NO	YDS	LG	TD	PD	FF	FR	YDS	TK	S	A	FF	FR	S	A	W/L	SCORE
09/09	49ERS										ACTIVE/PUP											L	22-30			
09/13	BEARS										ACTIVE/PUP											W	23-10			
09/24	at Seahawks										ACTIVE/PUP											L	12-14			
09/30	SAINTS										ACTIVE/PUP											W	28-27			
10/07	at Colts										ACTIVE/PUP											L	27-30			
10/14	at Texans										ACTIVE/PUP											W	42-24			
11/04	CARDINALS										INACTIVE											W	31-17			
11/18	at Lions	P	1	0	1	0.0	0.0	0	0	0	0	0	0	0	0	0	0	0	0	0	0	0	0	0	W	24-20
11/25	at Giants	P	2	2	0	0.0	0.0	0	0	0	0	0	0	0	0	0	0	0	0	0	0	0	0	0	L	10-38
12/02	VIKINGS	P	0	0	0	0.0	0.0	0	0	0	0	0	0	0	0	0	0	1	0	1	0	0	0	0	W	23-14
12/09	LIONS	P	3	2	1	0.0	0.0	0	0	0	0	0	0	0	0	0	0	0	0	0	0	0	0	0	W	27-20
12/16	at Bears	P	0	0	0	0.0	0.0	0	0	0	0	0	0	0	0	0	0	0	0	0	0	0	0	0	W	21-13
12/23	TITANS	P	0	0	0	0.0	0.0	0	0	0	0	0	0	0	0	0	0	1	1	0	0	0	0	0	W	55-7
12/30	at Vikings	P	0	0	0	0.0	0.0	0	0	0	0	0	0	0	0	0	0	0	0	0	0	0	0	0	L	34-37
2012 TOTALS		7-0	6	4	2	0.0	0.0	0	0	0	0	0	0	0	0	0	0	2	1	1	0	0	0	0	9-5	

2013 GAME-BY-GAME REGULAR SEASON STATISTICS (CHIEFS)

		TACKLES							INTERCEPTIONS				O. FUMB			ST				MISC						
DATE OPPONENT		TK	S	A	SK	YDS	TFL	YDS	QBH	NO	YDS	LG	TD	PD	FF	FR	YDS	TK	S	A	FF	FR	S	A	W/L	SCORE
09/08 at Jaguars	P	1	1	0	0.0	0.0	0	0	0	0	0	0	0	0	0	0	0	1	1	0	0	0	0	0	W	28-2
09/15 COWBOYS	P	0	0	0	0.0	0.0	0	0	0	0	0	0	0	0	0	0	0	0	0	0	0	0	0	0	W	17-16
09/19 at Eagles	P	0	0	0	0.0	0.0	0	0	0	0	0	0	0	0	0	0	0	0	0	0	0	0	0	0	W	26-16
09/29 GIANTS	P	0	0	0	0.0	0.0	0	0	0	0	0	0	0	0	0	0	0	0	0	0	0	0	0	0	W	31-7
10/06 at Titans	P	0	0	0	0.0	0.0	0	0	0	0	0	0	0	0	0	0	0	0	0	0	0	0	0	0	W	26-17
10/13 RAIDERS	P	0	0	0	0.0	0.0	0	0	0	0	0	0	0	0	0	0	0	1	1	0	0	0	0	0	W	24-7
10/20 TEXANS	P	0	0	0	0.0	0.0	0	0	0	0	0	0	0	0	0	0	0	0	0	0	0	0	0	0	W	17-16
10/27 BROWNS	P	0	0	0	0.0	0.0	0	0	0	0	0	0	0	0	0	0	0	0	0	0	0	1	0	0	W	23-17
11/03 at Bills	P	0	0	0	0.0	0.0	0	0	0	0	0	0	0	0	0	0	0	0	0	0	0	0	0	0	W	23-13
11/17 at Broncos	P	0	0	0	0.0	0.0	0	0	0	0	0	0	0	0	0	0	0	1	1	0	0	0	0	0	L	17-27
11/24 CHARGERS	P	2	2	0	0.0	0.0	0	0	1	0	0	0	0	0	0	0	0	0	0	0	0	0	0	0	L	38-41
12/01 BRONCOS	S	4	3	1	0.0	0.0	0	0	0	0	0	0	0	1	0	0	0	0	0	0	0	0	0	0	L	28-35
12/08 at Redskins	S	2	1	1	1.0	15.0	0	0	0	0	0	0	0	0	1	0	0	0	0	0	0	0	0	0	W	45-10
12/15 at Raiders	S	7	7	0	0.0	0.0	0	0	0	1	5	5	0	1	0	0	0	0	0	0	0	0	0	0	W	56-31
12/22 COLTS	S	4	3	1	0.0	0.0	0	0	1	0	0	0	0	0	0	0	0	0	0	0	0	0	0	0	L	7-23
12/29 at Chargers	S	3	3	0	1.0	0.0	0	0	3	0	0	0	0	0	0	0	0	1	0	1	0	0	0	0	L	24-27+
2013 TOTALS	16-5	23	20	3	2.0	15.0	0	0	5	1	5	5	0	2	1	0	0	4	3	1	0	1	0	0	11-5	

+ - Overtime

2014 GAME-BY-GAME REGULAR SEASON STATISTICS (CHIEFS)

		TACKLES							INTERCEPTIONS					O. FUMB			ST				MISC					
DATE	OPPONENT	TK	S	A	SK	YDS	TFL	YDS	QBH	NO	YDS	LG	TD	PD	FF	FR	YDS	TK	S	A	FF	FR	S	A	W/L	SCORE
09/07	TITANS	P	1	1	0	0.0	0.0	0	0	0	0	0	0	0	0	0	0	0	0	0	0	0	0	0	L	10-26
09/14	at Broncos	P	0	0	0	0.0	0.0	0	0	0	0	0	0	0	0	0	0	0	0	0	0	0	0	0	L	17-24
09/21	at Dolphins	P	0	0	0	0.0	0.0	0	0	0	0	0	0	0	0	0	0	2	2	0	0	0	0	0	W	34-15
09/29	PATRIOTS	P	0	0	0	0.0	0.0	0	0	0	0	0	0	0	0	0	0	0	0	0	0	0	0	0	W	41-14
10/05	at 49ers	P	0	0	0	0.0	0.0	0	0	0	0	0	0	0	0	0	0	0	0	0	0	0	0	0	L	17-22
10/19	at Chargers	P	0	0	0	0.0	0.0	0	0	0	0	0	0	0	0	0	0	0	0	0	0	0	0	0	W	23-20
10/26	RAMS	P	0	0	0	0.0	0.0	0	0	0	0	0	0	0	0	0	0	0	0	0	0	0	0	0	W	34-7
11/02	JETS	P	0	0	0	0.0	0.0	0	0	0	0	0	0	0	0	0	0	1	1	0	0	0	0	0	W	24-10
11/09	at Bills	P	0	0	0	0.0	0.0	0	0	0	0	0	0	0	0	0	0	0	0	0	0	0	0	0	W	17-13
11/16	SEAHAWKS	P	0	0	0	0.0	0.0	0	0	0	0	0	0	0	0	0	0	1	1	0	0	0	0	0	W	24-20
11/20	at Raiders	P	0	0	0	0.0	0.0	0	0	0	0	0	0	0	0	0	0	0	0	0	0	1	0	0	L	20-24
11/30	BRONCOS	P	0	0	0	0.0	0.0	0	0	0	0	0	0	0	0	0	0	1	1	0	0	0	0	0	L	16-29
12/07	at Cardinals	P	0	0	0	0.0	0.0	0	0	0	0	0	0	0	0	0	0	0	0	0	0	0	0	0	L	14-17
12/14	RAIDERS	P	0	0	0	0.0	0.0	0	0	0	0	0	0	0	0	1	0	0	0	0	0	0	0	0	W	31-13
12/21	at Steelers	P	0	0	0	0.0	0.0	0	0	0	0	0	0	0	0	0	0	1	1	0	0	0	0	0	L	12-20
12/28	CHARGERS	P	0	0	0	0.0	0.0	0	0	0	0	0	0	0	0	0	0	1	1	0	0	0	0	0	W	19-7
2014 TOTALS	16-0	1	1	0	0.0	0.0	0	0	0	0	0	0	0	0	0	1	0	7	7	0	0	1	0	0	9-7	

2015 GAME-BY-GAME REGULAR SEASON STATISTICS (CHIEFS)

		TACKLES							INTERCEPTIONS					O. FUMB			ST				MISC					
DATE OPPONENT		TK	S	A	SK	YDS	TFL	YDS	QBH	NO	YDS	LG	TD	PD	FF	FR	YDS	TK	S	A	FF	FR	S	A	W/L	SCORE
09/13	at Texans	P	0	0	0	0.0	0.0	0	0	0	0	0	0	0	0	0	0	0	0	0	0	0	0	0	W	27-20
09/17	BRONCOS	P	0	0	0	0.0	0.0	0	0	0	0	0	0	0	0	0	0	0	0	0	0	0	0	0	L	24-31
09/28	at Packers	P	0	0	0	0.0	0.0	0	0	0	0	0	0	0	0	0	0	0	0	0	0	0	0	0	L	28-38
10/04	at Bengals	P	0	0	0	0.0	0.0	0	0	0	0	0	0	0	0	0	0	0	0	0	0	0	0	0	L	21-36
10/11	BEARS	P	0	0	0	0.0	0.0	0	0	0	0	0	0	0	0	0	0	0	0	0	0	0	0	0	L	17-18
10/18	at Vikings	P	0	0	0	0.0	0.0	0	0	0	0	0	0	0	0	0	0	0	0	0	0	0	0	0	L	10-16
10/25	STEELERS	P	0	0	0	0.0	0.0	0	0	0	0	0	0	0	0	0	0	0	0	0	0	0	0	0	W	23-13
11/01	LIONS	P	0	0	0	0.0	0.0	0	0	0	0	0	0	0	0	0	0	0	1	1	0	0	0	0	W	45-10
11/15	at Broncos	P	0	0	0	0.0	0.0	0	0	0	0	0	0	0	0	0	0	0	1	1	0	0	0	0	W	29-13
11/22	at Chargers	P	0	0	0	0.0	0.0	0	0	0	0	0	0	0	0	0	0	0	0	0	0	0	0	0	W	33-3
11/29	BILLS	P	4	3	1	0.0	0.0	0	0	0	0	0	0	0	0	0	0	0	0	0	0	0	0	0	W	30-22
12/06	at Raiders	P	2	2	0	2.0	14.0	2	14	2	0	0	0	0	0	0	0	0	3	2	1	0	0	0	W	34-20
12/13	CHARGERS	P	0	0	0	0.0	0.0	0	0	0	0	0	0	0	0	0	0	0	0	0	0	0	0	0	W	10-3
12/20	at Ravens	P	0	0	0	0.0	0.0	0	0	1	0	0	0	0	0	0	0	0	1	1	0	0	0	0	W	34-14
12/27	BROWNS	S	1	1	0	0.0	0.0	0	0	1	0	0	0	0	0	0	0	0	2	2	0	0	0	0	W	17-13
01/03	RAIDERS	S	3	2	1	1.0	11.0	0	0	1	0	0	0	0	0	1	0	0	1	1	0	0	0	0	W	23-17
2015 TOTALS		16-2	10	8	2	3.0	25.0	2	14	5	0	0	0	0	0	1	0	0	9	8	1	0	0	0	0	11-5

2016 GAME-BY-GAME REGULAR SEASON STATISTICS (CHIEFS)

		TACKLES								INTERCEPTIONS					O. FUMB			ST				MISC				
DATE OPPONENT		TK	S	A	SK	YDS	TFL	YDS	QBH	NO	YDS	LG	TD	PD	FF	FR	YDS	TK	S	A	FF	FR	S	A	W/L	SCORE
09/11	CHARGERS	S	6	5	1	0.0	0.0	0	0	0	0	0	0	1	0	0	0	0	0	0	0	0	0	0	W	33-27+
09/18	at Texans	S	5	4	1	0.0	0.0	0	0	0	0	0	0	0	0	0	0	0	0	0	0	0	0	0	L	12-19
09/25	JETS	S	5	3	2	0.0	0.0	0	0	0	0	0	0	0	1	0	0	0	0	0	0	0	0	0	W	24-3
10/02	at Steelers	S	4	3	1	0.0	0.0	1	1	0	0	0	0	0	0	0	0	0	0	0	0	0	0	0	L	14-43
10/16	at Raiders	S	2	2	0	0.0	0.0	0	0	0	0	0	0	0	0	0	0	0	0	0	0	0	0	0	W	26-10
10/23	SAINTS	S	4	2	2	0.0	0.0	1	2	0	0	0	0	0	0	0	0	0	0	0	0	0	0	0	W	27-21
10/30	at Colts	S	1	1	0	1.0	5.0	1	5	2	0	0	0	0	0	0	0	0	0	0	0	0	0	0	W	30-14
11/06	JAGUARS	S	1	0	1	0.0	0.0	0	0	0	0	0	0	0	0	0	0	1	1	0	0	0	0	0	W	19-14
11/13	at Panthers	S	4	1	3	0.0	0.0	0	0	0	0	0	0	0	0	0	0	0	0	0	0	0	0	0	W	20-17
11/20	BUCCANEERS	P	2	2	0	0.0	0.0	0	0	0	0	0	0	0	0	0	0	0	0	0	0	0	0	0	L	17-19
11/27	at Broncos	P	0	0	0	0.0	0.0	0	0	0	0	0	0	0	0	0	0	0	0	0	0	0	0	0	W	30-27+
12/04	at Falcons	S	2	2	0	0.0	0.0	0	0	2	0	0	0	0	1	0	0	0	0	0	0	0	0	0	W	29-28
12/08	RAIDERS	P	0	0	0	0.0	0.0	0	0	0	0	0	0	0	0	0	0	0	0	0	0	0	0	0	W	21-13
12/18	TITANS	P	0	0	0	0.0	0.0	0	0	0	0	0	0	0	0	0	0	1	1	0	0	0	0	0	L	17-19
12/25	BRONCOS	S	1	1	0	0.0	0.0	0	0	0	0	0	0	0	0	0	0	0	0	0	0	0	0	0	W	33-10
01/01	at Chargers	P	2	2	0	0.0	0.0	0	0	0	0	0	0	0	0	0	0	0	0	0	0	0	0	0	W	37-27
2016 TOTALS		16-11	39	28	11	1.0	5.0	3	8	4	0	0	0	2	1	0	0	2	2	0	0	0	0	0	12-4	

+ - Overtime

2017 GAME-BY-GAME REGULAR SEASON STATISTICS (CHIEFS)

		TACKLES								INTERCEPTIONS					O. FUMB			ST				MISC				
DATE	OPPONENT	TK	S	A	SK	YDS	TFL	YDS	QBH	NO	YDS	LG	TD	PD	FF	FR	YDS	TK	S	A	FF	FR	S	A	W/L	SCORE
09/07	at Patriots	P	1	0	1	0.0	0.0	0	0	0	0	0	0	0	0	0	0	0	0	0	0	0	0	0	W	42-27
09/17	EAGLES	P	0	0	0	0.0	0.0	0	0	0	0	0	0	0	0	0	0	2	2	0	0	0	0	0	W	27-20
09/24	at Chargers	P	2	0	2	0.0	0.0	0	0	0	0	0	0	0	0	0	0	0	0	0	0	0	0	0	W	24-10
10/02	REDSKINS	S	5	3	2	0.0	0.0	0	0	1	0	0	0	0	0	0	0	0	0	0	0	0	0	0	W	29-20
10/08	at Texans	S	5	4	1	0.5	3.0	0	0	1	0	0	0	0	0	0	0	0	0	0	0	0	0	0	W	42-34
10/15	STEELERS	P	4	3	1	0.0	0.0	0	0	0	0	0	0	0	0	0	0	0	0	0	0	0	0	0	L	13-19
10/19	at Raiders	P	1	0	1	0.0	0.0	0	0	0	0	0	0	0	0	0	0	1	1	0	0	0	0	0	L	30-31
10/30	BRONCOS	P	0	0	0	0.0	0.0	0	0	0	0	0	0	0	0	0	0	0	0	0	0	0	0	0	W	29-19
11/05	at Cowboys	S	5	2	3	1.0	5.0	1	5	2	0	0	0	0	0	0	0	0	0	0	0	0	0	0	L	17-28
11/19	at Giants	S	3	2	1	0.0	0.0	0	0	1	0	0	0	0	0	0	0	0	0	0	0	0	0	0	L	9-12+
11/26	BILLS	S	4	3	1	0.0	0.0	2	6	0	0	0	0	0	0	0	0	0	0	0	0	0	0	0	L	10-16
12/03	at Jets	S	6	2	4	0.0	0.0	1	2	0	0	0	0	0	0	0	0	0	0	0	0	0	0	0	L	31-38
12/10	RAIDERS	S	1	1	0	0.0	0.0	0	0	0	0	0	0	0	0	1	0	0	0	0	0	0	0	0	W	26-15
12/16	CHARGERS	S	1	1	0	0.0	0.0	0	0	0	0	0	0	0	0	0	0	1	1	0	0	0	0	0	W	30-13
12/24	DOLPHINS	S	1	1	0	0.0	0.0	0	0	0	0	0	0	0	0	0	0	0	0	0	0	0	0	0	W	29-13
12/31	at Broncos	P	0	0	0	0.0	0.0	0	0	0	0	0	0	0	0	0	0	0	0	0	0	0	0	0	W	27-24
2017 TOTALS		16-9	39	22	17	1.5	8.0	4	13	5	0	0	0	0	0	1	0	4	4	0	0	0	0	0	10-6	

+ - Overtime

2018 GAME-BY-GAME REGULAR SEASON STATISTICS (CHIEFS)

DATE OPPONENT		TACKLES							INTERCEPTIONS					O. FUMB			ST				MISC		W/L	SCORE	
		TK	S	A	SK	YDS	TFL	YDS	QBH	NO	YDS	LG	TD	PD	FF	FR	YDS	TK	S	A	FF	FR			S
09/09 at Chargers									NOT ON ROSTER														W	38-28	
09/16 at Steelers									NOT ON ROSTER														W	42-37	
09/23 49ERS									NOT ON ROSTER														W	38-27	
10/01 at Broncos									NOT ON ROSTER														W	27-23	
10/07 JAGUARS									NOT ON ROSTER														W	30-14	
10/14 at Patriots	P	0	0	0	0.0	0.0	0	0	0	0	0	0	0	0	0	0	0	0	0	0	0	0	0	L	40-43
10/21 BENGALS	P	0	0	0	0.0	0.0	0	0	0	0	0	0	0	0	0	0	0	0	0	0	0	0	0	W	45-10
10/28 BRONCOS	P	0	0	0	0.0	0.0	0	0	0	0	0	0	0	0	0	0	0	1	1	0	0	0	0	W	30-23
11/04 at Browns									INACTIVE														W	37-21	
11/11 CARDINALS									INACTIVE														W	26-14	
11/19 at Rams	P	0	0	0	0.0	0.0	0	0	0	0	0	0	0	0	0	0	0	0	0	0	0	0	0	L	51-54
12/02 at Raiders	P	0	0	0	0.0	0.0	0	0	0	0	0	0	0	0	0	0	0	1	1	0	0	0	0	W	40-33
2018 TOTALS		5-0	0	0	0	0.0	0.0	0	0	0	0	0	0	0	0	0	0	2	2	0	0	0	0	10-2	

2010 GAME-BY-GAME POSTSEASON STATISTICS (PACKERS)

		TACKLES							INTERCEPTIONS					O. FUMB			ST				MISC					
DATE OPPONENT		TK	S	A	SK	YDS	TFL	YDS	QBH	NO	YDS	LG	TD	PD	FF	FR	YDS	TK	S	A	FF	FR	S	A	W/L	SCORE
01/09 at Eagles		INACTIVE																							W	21-16
01/15 at Falcons		INACTIVE																							W	48-21
01/23 at Bears		INACTIVE																							W	21-14
02/06 STEELERS	S	5	5	0	1.0	2.0	2	0	1	0	0	0	0	0	0	0	0	0	0	0	0	0	0	0	W	31-25
2010 TOTALS		1-1	5	5	0	1.0	2.0	2	0	1	0	0	0	0	0	0	0	0	0	0	0	0	0	0	4-0	

2011 GAME-BY-GAME POSTSEASON STATISTICS (PACKERS)

		TACKLES							INTERCEPTIONS					O. FUMB			ST				MISC					
DATE OPPONENT		TK	S	A	SK	YDS	TFL	YDS	QBH	NO	YDS	LG	TD	PD	FF	FR	YDS	TK	S	A	FF	FR	S	A	W/L	SCORE
01/15	GIANTS	P	1	0	1	0.0	0.0	0	0	0	0	0	0	0	0	0	0	0	0	0	0	0	0	0	L	20-37
2011 TOTALS		1-0	1	0	1	0.0	0.0	0	0	0	0	0	0	0	0	0	0	0	0	0	0	0	0	0	0-1	

2012 GAME-BY-GAME POSTSEASON STATISTICS (PACKERS)

	TACKLES								INTERCEPTIONS					O. FUMB			ST					MISC			
DATE OPPONENT	TK	S	A	SK	YDS	TFL	YDS	QBH	NO	YDS	LG	TD	PD	FF	FR	YDS	TK	S	A	FF	FR	S	A	W/L	SCORE
01/05 VIKINGS	INACTIVE																							W	24-10
01/12 at 49ers	INACTIVE																							L	31-45
2012 TOTALS	0	0	0	0.0	0.0	0	0	0	0	0	0	0	0	0	0	0	0	0	0	0	0	0	0	1-1	

2013 GAME-BY-GAME POSTSEASON STATISTICS (CHIEFS)

		TACKLES							INTERCEPTIONS					O. FUMB			ST				MISC					
DATE	OPPONENT	TK	S	A	SK	YDS	TFL	YDS	QBH	NO	YDS	LG	TD	PD	FF	FR	YDS	TK	S	A	FF	FR	S	A	W/L	SCORE
01/04	at Colts	P	1	1	0	0.0	0.0	0	0	0	0	0	0	0	0	0	0	0	0	0	0	0	0	0	L	44-45
2013	TOTALS	1-0	1	1	0	0.0	0.0	0	0	0	0	0	0	0	0	0	0	0	0	0	0	0	0	0	0-1	

2015 GAME-BY-GAME POSTSEASON STATISTICS (CHIEFS)

		TACKLES							INTERCEPTIONS					O. FUMB			ST				MISC						
DATE	OPPONENT	TK	S	A	SK	YDS	TFL	YDS	QBH	NO	YDS	LG	TD	PD	FF	FR	YDS	TK	S	A	FF	FR	S	A	W/L	SCORE	
01/09	at Texans	S	0	0	0	0.0	0.0	0	0	0	0	0	0	0	0	0	0	0	0	0	0	0	0	0	W	30-0	
01/16	at Patriots	P	1	1	0	0.0	0.0	0	0	0	0	0	0	0	0	0	0	0	0	0	0	0	0	0	L	20-27	
2015 TOTALS		2-1	1	1	0	0.0	0.0	0	0	0	0	0	0	0	0	0	0	0	0	0	0	0	0	0	0	1-1	

2016 GAME-BY-GAME POSTSEASON STATISTICS (CHIEFS)

		TACKLES							INTERCEPTIONS					O. FUMB			ST				MISC					
DATE OPPONENT		TK	S	A	SK	YDS	TFL	YDS	QBH	NO	YDS	LG	TD	PD	FF	FR	YDS	TK	S	A	FF	FR	S	A	W/L	SCORE
01/15	STEELERS P	1	0	1	0.0	0.0	0	0	0	0	0	0	0	1	0	0	0	0	0	0	0	0	0	0	L	16-18
2016 TOTALS 1-0		1	0	1	0.0	0.0	0	0	0	0	0	0	0	1	0	0	0	0	0	0	0	0	0	0	0-1	

2017 GAME-BY-GAME POSTSEASON STATISTICS (CHIEFS)

		TACKLES							INTERCEPTIONS					O. FUMB			ST				MISC					
DATE OPPONENT		TK	S	A	SK	YDS	TFL	YDS	QBH	NO	YDS	LG	TD	PD	FF	FR	YDS	TK	S	A	FF	FR	S	A	W/L	SCORE
01/06	TITANS	S	7	3	4	0.0	0.0	0	0	0	0	0	0	0	0	0	0	0	0	0	0	0	0	0	L	21-22
2017 TOTALS	1-1	7	3	4	0.0	0.0	0	0	0	0	0	0	0	0	0	0	0	0	0	0	0	0	0	0	0-1	



CHIEFS

HISTORY

THIS IS CHIEFS KINGDOM



AFL ORIGINS

1958 — Lamar Hunt's efforts to acquire an expansion NFL franchise for his hometown of Dallas were rebuked by the league. However, his desire to secure a professional football franchise was further heightened after watching the historic '58 NFL Championship Game between the Baltimore Colts and the N.Y. Giants, which later became known as "The Greatest Game Ever Played."

1959 — After another attempt at landing an NFL expansion franchise for Dallas was spurned, NFL officials suggested that Hunt contact the Wolfner family, owners of the Chicago Cardinals franchise. Violet Bidwell Wolfner, mother of current Cardinals owner William Bidwell, and her husband Walter eventually agreed to sell Hunt 20 percent of the Cardinals franchise. Hunt declined the opportunity. He then conceived the concept of forming a second league. "Why wouldn't a second league work?" Hunt recalled. "There was an American and National League in baseball, why not football?" Hunt contacted several other individuals who had expressed interest in the Cardinals franchise — Bud Adams (Houston), Bob Howsam (Denver), Max Winter and Bill Boyer (Minneapolis) — and gauged their interest in forming a second league. Adams quickly signed on and the young league, albeit still very much in its infancy stages, already had its first rivalry.

With four teams in the ranks including Hunt's Dallas franchise, he sought franchises in New York and Los Angeles. Before ownership in those cities was secured, Hunt sought the NFL's blessing for his endeavor, hoping that NFL Commissioner Bert Bell would oversee both leagues. "I told myself I didn't want to go into this if it meant some kind of battle," Hunt remembered. "Of course, this was one of the more naive thoughts in the history of pro sports." Although the NFL wanted no part of Hunt's new league, Hunt gave his blessing for Bell to mention it in the course of his testimony before a Congressional committee on July 28th. "At that point, no one had put up a penny, and I had no commitments from New York or Los Angeles," Hunt continued. "But Bert Bell had announced it. We were in business."



Within weeks, Barron Hilton (Los Angeles) and Harry Wismer (New York) agreed to enter the six-team league. On August 14th, the first meeting of the new league was held in Chicago. Charter memberships were issued to six original cities — Dallas, New York, Houston, Denver, Los Angeles and Minneapolis. The league was officially christened the American Football League on August 22nd. Ralph Wilson (Buffalo) was awarded the league's seventh franchise on October 28th and William Sullivan (Boston) became the league's eighth owner on November 23rd, the date of the inaugural AFL draft, which lasted 33 rounds. All

eight original owners agreed to contribute \$25,000 and to post a performance bond of \$100,000. "Before there was a player, coach or general manager in the league, there was Lamar Hunt," said Sullivan. "Hunt was the cornerstone, the integrity of the league. Without him, there would have been no AFL."

In November, the league nearly disbanded before it even played a single game. Winter announced that he was withdrawing from the league to accept an NFL franchise for Minneapolis. The NFL now envisioned an expansion franchise for Dallas, as well, but Hunt declined that offer. "It (the AFL) was so important to me," Hunt said. "I had a lot of money in it, a lot invested in it. Emotionally, I spent a lot of time, effort and energy on it. I felt an obligation. A guy like Billy Sullivan had everything he had in it. It wouldn't have been the right thing to do."

The AFL forged forward as former World War II hero and two-term South Dakota governor Joe Foss was named commissioner on November 30th. A second, 20-round AFL draft was held on December 2nd. Hunt pursued both legendary University of Oklahoma coach Bud Wilkinson and N.Y. Giants defensive assistant Tom Landry to lead his Texans franchise. Wilkinson opted to stay at Oklahoma, while Landry was destined to coach the NFL's franchise in Dallas. Hunt settled on a relatively unknown assistant coach from the University of Miami (Florida), Hank Stram. "One of the biggest reasons I hired Hank was that he really wanted the job," Hunt explained. "It turned out to be a very lucky selection on my part."

THE FOOLISH CLUB



The American Football League Owners, 1961 — Seated from left: K.S. "Bud" Adams (Houston), Joe Foss (AFL Commissioner). Standing from left: Bill Sullivan (Boston), Cal Kunz (Denver), Ralph Wilson (Buffalo), Lamar Hunt (Dallas), Harry Wismer (New York), Wayne Valley (Oakland), Barron Hilton (San Diego).

The whole idea of the AFL seemed so far-fetched, the eight team owners were whimsically named "The Foolish Club." Lamar Hunt credited Wayne Valley of the Oakland ownership group for coining that moniker. "I was an amateur photographer and had taken some color pictures of the '64 season," Hunt explained. "I sent out a montage as Christmas gifts one year. At the top was the hand-lettered phrase, The Foolish Club." Both the name and the league would stick.

1960 — Hunt was elected President of the AFL on January 26th. Minneapolis officially withdrew from the AFL on January 27th. An ownership group from Dallas was awarded an expansion NFL franchise on January 28th to begin play that season in direct competition with the Texans. That same day, AFL owners approved the two-point conversion rule which was utilized for the AFL's 10-year existence, a rule that wouldn't resurface in the NFL for 34 more years. On January 30th, Oakland replaced Minneapolis as the eighth AFL outpost. In another ironic twist, the Chicago Cardinals franchise, which Hunt had attempted to purchase a year earlier, received permission from the NFL to transfer to St. Louis

on March 13th. Perhaps the most important moment in the AFL's formative years came on June 9th when the league signed a five-year television contract with ABC that paid each club \$112,000 during the '60 season.

The Texans set up offices in the Mercantile Securities Building, while Foss headquartered the AFL offices out of Dallas, as well. The Texans shared the Cotton Bowl for three seasons with the NFL's Cowboys. Reserved seats were \$4, general admission \$2 and high school students paid \$.90 that initial season. Don Rossi served as the team's General Manager until November when he was succeeded by Jack Steadman. The Texans conducted their inaugural training camp at the New Mexico Military Institute in Roswell, N.M. The club embarked on a whirlwind preseason barnstorming tour that featured road games in Oakland, Tulsa, Boston, Abilene and Little Rock. An announced crowd of 51,000 at the Cotton Bowl witnessed a 24-3 victory vs. Houston (9/2) as the club concluded a perfect 6-0 preseason record.

The initial regular season victory in team history came by a 34-16 count at Oakland (9/16) thanks to 88 rushing yards, a TD and two FGs from FB Jack Spikes (TCU). In addition to Spikes, the Texans also had a strong home-state identity with QB Cotton Davidson (Baylor), LB Sherrill Headrick (TCU) and RB Abner Haynes (North Texas State). Haynes led the league with 875 rushing yards and nine TDs, as well as combined net yards (2,100) and punt return average (15.4). Haynes' combined net yardage mark remained a franchise record until 2001. Thanks to Haynes, the Texans had a flashy, high-scoring club, which finished the year at 8-6 as three close losses kept the squad from challenging for the division title. The Texans averaged 24,500 for their home games, the highest average attendance in the league.

1961 — Don Klosterman joined the franchise as Director of Player Personnel and a wealth of college talent was infused into the franchise's veins. The Texans and the NFL's Dallas Cowboys both drafted LB E.J. Holub (Texas Tech), described by many scouts as "the best football player in America." Holub decided to play for the Texans, joining three future Chiefs Hall of Famers – DT/DE Jerry Mays (SMU), TE Fred Arbanas (Michigan State) and T Jim Tyrer (Ohio State) – as part of the club's draft class. The club moved its training camp to Hunt's alma mater of SMU and started the regular season at 3-1 before hitting a six-game losing skid, the longest such streak of Stram's tenure with the franchise. One of those losses was a 28-21 decision in a Friday night contest at Boston (11/3) which featured a bizarre ending as a raincoat-clad fan knocked down a potential game-tying TD from Davidson to Chris Burford on the game's final play. The team rebounded to claim wins in three of its final four contests to finish 6-8, marking the

club's second straight finish behind the Chargers in the AFL West standings.

1962 — Stram was named Coach of the Year and RB Curtis McClinton (Kansas) was named the '62 AFL Rookie of the Year. Haynes became the franchise's first 1,000-yard rusher, concluding the season with 1,049 yards and an AFL-high 13 rushing TDs.

The Texans clinched their initial AFL Western Division Championship in November and finished with an 11-3 regular season record. Dallas won the '62 AFL Championship when K Tommy Brooker connected on a 25-yard field goal during the second overtime


of the title game, giving the Texans a 20-17 victory at Houston (12/23). Spanning an elapsed time of 77:54, the game still stands as the second-longest contest in pro football history as the franchise claimed its first of three AFL titles.

GOIN' TO KANSAS CITY

1963 — Despite the Texans championship season in '62, the Dallas market simply could not

sustain two professional football franchises. Kansas City Mayor H. Roe Bartle learned of Hunt's interest in a new home for the Texans and extended an invitation for Hunt and Jack Steadman to move the franchise to Mid-America. After the duo visited Kansas City on an incognito basis, an ambitious campaign took shape to deliver on Bartle's guarantee to Hunt of tripling the season-ticket base the Texans had enjoyed in Dallas. Kansas City's mayor,

nicknamed "The Chief," also promised to add 3,000 permanent seats to Municipal Stadium, as well as 11,000 temporary bleacher seats. Along with Bartle, a number of other prominent Kansas Citians stepped forward to aid in the efforts, putting together more than 1,000 workers to sell season tickets. On May 22nd, Hunt announced he was moving the franchise to Kansas City. Hunt and Stram jested at one point about calling the relocated team the Kansas City Texans, but thanks to the insistence of Steadman and a "name-the-team" contest, the Chiefs were officially christened on May



LENNY THE COOL

A pivotal moment in franchise history took place on July 2, 1962 when Hank Stram signed free agent QB Len Dawson. Dawson entered the NFL as a first-round draft pick of Pittsburgh in '57, but was waived by Cleveland on June 12th. After spending five uneventful years in the NFL with the Steelers and Browns, Dawson received his final shot at pro football redemption from Stram. Convinced that Dawson was the man to lead the franchise on the field, the only trade personally orchestrated by Lamar Hunt in team history occurred after the season's first game when the Chiefs sent QB Cotton Davidson to Oakland in exchange for the Raiders first-round pick in '63, a pick that was used to select Hall of Fame DT Buck Buchanan with the first overall selection. As for Dawson, he didn't disappoint in '62, throwing 29 TD passes to earn AFL Player of the Year honors.



Stram



26th, in part to honor the efforts of Bartle. During their inaugural season in Kansas City, the Chiefs charged \$7 for box seats and \$6 for reserved seats at Municipal Stadium.

Three highly-touted draft choices began their tenures with the club in '63. Hunt's trade of Davidson landed the number one overall selection in the AFL Draft, which Kansas City used to select Hall of Fame DT Buck Buchanan (Grambling). Ironically, the Raiders would later draft Hall of Fame G Gene Upshaw in '67 for the express purpose of blocking Buchanan. The Chiefs tabbed G Ed Budde (Michigan State) with their own number one selection, while stealing another future Hall of Fame inductee, LB Bobby Bell (Minnesota) in the seventh round. Buchanan, Budde and Bell all became starters on their way to a combined 526 games with the team. The first appearance of the Chiefs in Municipal Stadium attracted just 5,721 fans for a 17-13 preseason victory vs. Buffalo (8/9). Tragedy struck the club when rookie RB Stone Johnson (Grambling), who was a sprinter in the '60 Olympics in Rome, suffered a fractured vertebra in his neck in a preseason game vs. Houston (8/30) in Wichita, Kan. He died 10 days later on September 8th and his jersey number 33 was subsequently retired. Kansas City opened the regular season with a 59-7 victory at Denver (9/7), a contest that remains the highest-scoring effort in team history. On October 1st, the club moved into its new Swope Park practice facility on East 63rd Street, where the team's headquarters remained until the opening of Arrowhead Stadium in '72. The Chiefs managed just one win and two ties in their next nine games before racking up three consecutive wins to close the year at 5-7-2.

1964 — On January 29th, the AFL and NBC signed a landmark five-year, \$36-million television contract beginning with the '65 season. The Chiefs began the year with a 2-1 mark before dropping three consecutive games as several of the team's best players, including LB E.J. Holub, TE Fred Arbanas and S Johnny Robinson, missed numerous games with injuries. Arbanas missed the final two games of the year after undergoing surgery to his left eye, in which he suffered almost total loss of vision. RB Mack Lee Hill (Southern), who signed with the club as a rookie free agent and received a \$300 signing bonus, muscled his way into the starting lineup and earned a spot in the AFL All-Star Game. The club finished the season with two consecutive wins to close the season at 7-7, finishing second in the AFL West behind San Diego (8-5-1). An average of 18,126 fans attended each home game at Municipal Stadium, prompting talks at



the AFL owners' meeting about the future of the franchise in Kansas City.

BIDDING WARS, MERGER TALKS & GLORY DAYS

1965 — The AFL and NFL had been openly competing for talent for years, but that bidding war for players heated up for the Chiefs in '65. Kansas City made RB Gale Sayers (Kansas) their first-round draft pick, but Sayers eventually signed with the Chicago Bears.

The club suffered a devastating blow when RB Mack Lee Hill suffered torn ligaments in his right knee in the next-to-last regular season game of the year at Buffalo (12/12). Following what was expected to be a routine surgery on December 14th at Menorah Hospital in Kansas City, Hill died from what was termed "a sudden and massive embolism." Hunt called Hill's death "the worst shock possible." Beginning the following year, the club annually bestowed the Mack Lee Hill Award on its top rookie or first-year performer in honor of this fallen young star. Just days after Hill's unexpected death, the mourning Chiefs defeated Denver (12/19) to finish the year with a 7-5-2 record.


1966 — The escalation in player salaries paid by the two leagues eventually led to a series of clandestine meetings between Hunt and Tex Schramm of the Cowboys that began in April at Love Field in Dallas. While merger groundwork was being laid, the Chiefs engaged in more subterfuge during the '66 draft. DE Aaron Brown (Minnesota) was highly coveted by many clubs, including the NFL's Steelers. The Steelers couldn't locate Brown on draft day since he was already aboard a flight with Hunt,

who carried out the first mid-air signing in team history. Despite being drafted in the 20th round of the AFL Draft, the Chiefs signed Heisman Trophy RB Mike Garrett (USC) who earned AFL Rookie of the Year honors. Plans for the AFL-NFL merger were officially announced by NFL Commissioner Pete Rozelle on June 8th. The Chiefs started the season at 3-0, including a 32-10 win at Oakland (9/18) in the first contest played at the Oakland-Alameda County Coliseum. A crowd of 43,885 attended the Chiefs home opener vs. defending AFL Champion Buffalo (10/2), the largest ever to witness a sports event in Kansas City at the time. The Chiefs dropped a 29-14 decision to the Bills, but after the contest, Stram and Buffalo Head Coach Joe Collier negotiated a trade in the middle of the field.

Kansas City got K Mike Mercer for a fifth-round pick, solidifying one of the few weaknesses on the squad. Dawson led the league in passing, while Taylor became the first 1,000-yard receiver in franchise history, registering 1,297 yards. The Chiefs finished three games in front of Oakland to claim an AFL West title with an 11-2-1 record,

THE OTIS ACQUISITION

One of the more colorful tales in franchise lore transpired days before the '65 draft. The Cowboys had WR Otis Taylor (Prairie View A&M) sequestered at the Continental Hotel in Dallas. Chiefs scout Lloyd Wells, who was instrumental in the signing of many key players during the '60s, thought he had Taylor's services secured for the Chiefs when he learned of the Cowboys chicanery. After ascertaining the receiver's location from Taylor's mother, Wells posed as a reporter from Ebony magazine and slipped his phone number to Taylor unbeknownst to a Cowboys "bodyguard" watching Taylor's hotel door. At 3:00 AM one of the greatest "escapes" in franchise history was consummated as the receiver climbed out a bathroom window and into an awaiting Cadillac. Taylor and Wells boarded a flight for Kansas City later that morning and Taylor, with a shiny new vehicle in his possession, was subsequently drafted by the Chiefs in the fourth round, beginning an illustrious Kansas City career.



setting the stage for the franchise's second trip to the AFL Championship Game.

1967 — Using a dazzling I-formation offense and a smothering defense, the Chiefs claimed a dominating 31-7 victory in the AFL title game at Buffalo (1/1) on the same day that future Chiefs star Derrick Vincent Thomas was born in Miami, Fla. That victory propelled Kansas City to the first AFL-NFL World Championship Game, later renamed Super Bowl I. The term "Super Bowl" was coined by Hunt during a committee meeting, inspired by a "Super Ball" owned by each of

his three children. Although not officially adopted until the third such AFL-NFL World Championship Game, the name Super Bowl was seized upon by the media and quickly became a part of the worldwide sports lexicon. At the Los Angeles Memorial Coliseum, the Chiefs met Vince Lombardi's powerful Green Bay Packers (1/15). The Chiefs played the Packers close for a half, trailing 14-10, but Green Bay took control in the final two quarters, winning the game by a score of 35-10.

The club's special teams got a boost with the addition of K Jan Stenerud (Montana State), who originally enrolled in school on a skiing scholarship, and KR Noland "Super Gnat" Smith (Tennessee State). Interest in the team skyrocketed, forcing an increase in seating capacity at Municipal Stadium from 40,000 to 47,000. In June, Jackson County voters approved a \$43 million bond issue for construction of The Truman Sports Complex. The first contest between AFL and NFL teams in Kansas City resulted in a commanding



LEGENDARY LINEBACKERS

The Chiefs found a pair of linebacking gems in the second round of the '67 draft in #51 Jim Lynch (Notre Dame) and #63 Willie Lanier (Morgan State). That duo joined #78 Bobby Bell to form one of the most legendary linebacker trios in pro football annals.

1969 — The Chiefs continued the momentum they built during the '68 campaign by posting a perfect 6-0 record during preseason play. Kansas City began the regular season with four consecutive road games for the only time in team history. After a decisive 27-9 win at San Diego (9/14), the club posted a 31-0 shutout at Boston (9/21), but Dawson sustained a knee injury against the Patriots.

The once-optimistic picture for the Chiefs went from bad to worse the following week when backup QB Jack Lee went down with a broken ankle in a 24-19 loss at Cincinnati (9/28).

That injury left the team's most crucial position in the hands of second-year QB Mike Livingston, who took just five snaps as a rookie in '68. However, Livingston engineered a five-game winning streak, while getting plenty of help from the club's defense. The team's home opener at Municipal Stadium was played in a daylong deluge referred to as a "frog-strangler" by Chiefs radio broadcaster Bill Grigsby. The Chiefs and Oilers combined for 14 fumbles in a 24-0 Kansas City victory (10/12). Dawson returned to the starting lineup in a 27-3 win vs. San Diego (11/9) and guided the club to three wins in the season's next four games. Broncos coach Lou Saban was infuriated following the Chiefs 31-17 win vs. Denver (11/27). Trailing 24-17 late in the game, Denver attempted an onside kick that was recovered by LB Bobby Bell, who promptly returned that kick for a 53-yard TD. Livingston started the following week vs. Buffalo (12/7) for an again-injured Dawson, who returned for the regular season

finale at Oakland (12/13). A 10-6 loss vs. the Raiders gave the Chiefs an 11-3 record, good for second in the division behind Oakland (12-1-1). In an AFL Divisional Playoff Game at

the N.Y. Jets (12/20), Kansas City rode

its dominating defense which produced a crucial goal-line stand en route to a 13-6 win over the defending Super Bowl champions to set up a rematch with the Raiders in the final AFL Championship Game.




66-24 Chiefs victory vs. Chicago at Municipal Stadium (8/23). Injuries again hit the club hard during the regular season as the Chiefs clawed their way to a 9-5 record.

1968 — A debate raged in Kansas City whether the club's new stadium should be built downtown or at a "remote" location. A location in Eastern Jackson County was chosen as the site and groundbreaking ceremonies took place in July with plans calling for a unique "rolling roof" design. The '68 Chiefs boasted one of the finest defenses ever assembled by the club, allowing a franchise-low 170 points (12.1 ppg). The nucleus of the defensive unit was clearly in its prime, producing six AFL All-Stars, including all three of the squad's linebackers. Offensively, Dawson led the AFL in passing for the fourth time. The Chiefs began the season with a 7-1 record and rattled off five straight victories to close the regular season at 12-2, sharing the AFL West crown with the Raiders and setting up an AFL Western Division Playoff Game. Kansas City lost a 41-6 decision at Oakland (12/22) in the club's first postseason outing since Super Bowl I as the Raiders advanced to the AFL Championship Game against the N.Y. Jets.

THREE-TIME AFL CHAMPIONS

With a 17-7 win over the Oakland Raiders in the '69 AFL Championship Game, Kansas City became the only team in AFL history to claim three league titles. The club also won AFL Championships in '62 and in '66. During the AFL's 10-year existence, the Chiefs compiled a league-best 87-48-5 (.639) regular season record under head coach Hank Stram.



Hunt and Stram

1970 — In the final game in AFL history, the Chiefs became the league's only three-time champions, defeating the Raiders by a 17-7 count at Oakland (1/4). Making the victory even more satisfying for the Chiefs was the fact that the Raiders players had to sheepishly walk out of the stadium with the luggage they had packed for New Orleans and Super Bowl IV. During the days preceding Kansas City's clash with the heavily-favored Vikings, unsubstantiated media reports associating Dawson with a known gambler hounded the Chiefs quarterback. The night before the game, Ed Sabol of NFL Films approached Vikings coach Bud Grant about being miked for the game. Grant declined, but Stram accepted. As both the Chiefs and the cameras rolled, Stram clamored for his team to run "65 toss power trap" and to "keep matriculating the ball down the field." The Chiefs used the game as a crusade for the American Football League and wore "AFL-10" patches which referred to the league's 10-year existence. The Chiefs used three Stenerud FGs and a Garrett TD run to take a 16-0 halftime lead. A dynamic 46-yard TD pass from Dawson to Taylor in the third quarter sealed the victory as Dawson was named the game's Most Valuable Player. Perhaps the grittiest performance of the day came from S Johnny Robinson, who registered two interceptions and a fumble recovery despite playing with three broken ribs. At approximately 5:20 p.m., the final seconds ticked off the clock at Tulane Stadium as the biggest moment in Kansas City sports history came to a peak as the Chiefs were crowned World Champions by claiming a 23-7 victory in Super Bowl IV (1/11). A victory parade ensued upon the club's triumphant return to Kansas City the following day.

Replicating the success of '69 proved a difficult task for Stram and company. RB Mike Garrett, who was the club's all-time leading rusher at the time, was traded to San Diego and replaced in the lineup by RB Ed Podolak. Despite a 44-24 win at Baltimore (9/28) in just the second-ever telecast of ABC's Monday Night Football package, the Chiefs owned a 3-3-1 record at the season's midpoint. One of the season's pivotal junctures came in a 17-17 tie vs. Oakland (11/1). The Chiefs were ahead 17-14 when Dawson apparently sealed the win, running for a first down which would have allowed Kansas City to run out the clock. While on the ground, Dawson was speared by Raiders DE Ben Davidson in an infamous incident that cost the Chiefs a victory and further inflamed the already heated Chiefs-Raiders rivalry. WR Otis Taylor retaliated and a bench-clearing brawl ensued. Offsetting penalties were called, nullifying Dawson's first down. The Chiefs were forced to punt and Raiders K George Blanda eventually booted a game-tying FG with 0:08 remaining. That tie ultimately cost the Chiefs a tie with Oakland for the division crown as Kansas City finished the year with a 7-5-2 record, while the Raiders went 8-4-2.

1971 — The '71 Chiefs were regarded by many as the finest squad ever assembled by the franchise, including Lamar Hunt. "I always thought that was the peak of our best team, our '71 squad," Hunt recalled. The '71 Chiefs fielded perhaps the most complete squad in franchise history, featuring a team-record 11 Pro Bowl performers. Offensively, WR Otis Taylor led the league with 1,110 receiving yards. The longstanding linebacking trio of Willie Lanier, Bobby Bell and Jim Lynch was the league's best. The offensive line was headlined by G Ed Budde and T Jim Tyrer, while the defensive front featured a pair of Pro Bowlers in DTs Buck Buchanan and Curley Culp. Both K Jan Stenerud and P Jerrel Wilson represented the squad in the Pro Bowl, as well. The '71 squad became the first in team annals to register two Monday Night Football wins.

After bolting to a 5-1-1 start, the club went 5-2 during the second half of the season to finish the year at 10-3-1. A 16-14 home victory vs. Oakland (12/12) gave the franchise its initial AFC West title.

The great promise of the '71 campaign ended dramatically in the longest game in NFL history, an AFC Divisional Playoff Game played on Christmas Day. It took 82:40, but a 37-yard FG from Dolphins K Garo Yepremian finally ended the game as Miami claimed a 27-24 double OT win in the final football contest played at Municipal Stadium. Podolak accounted for an incredible 350 combined net yards, a figure that remains an NFL postseason record. The baton of power in the AFC was officially passed to the Dolphins, who went on to appear in three consecutive Super Bowls. It would be the Chiefs last playoff appearance for 15 years, effectively signaling the conclusion of the franchise's original glory days.

FOND FAREWELLS

1972 — The last original member of the '60 Dallas Texans departed on July 12th when S Johnny Robinson announced his retirement at training camp. Meanwhile, QB Len Dawson ended speculation about his retirement by signing a two-year contract. Hunt became the first AFL

ARROWHEAD OPENS

After two different construction strikes and a myriad of other delays, Arrowhead Stadium was officially dedicated on August 12, 1972 when the Chiefs registered a 24-14 victory vs. the St. Louis Cardinals. RB Ed Podolak scored the first TD in the facility. "It was supposed to be finished on July 1st and it wasn't even close," recalled Jack Steadman. In fact, seats weren't even installed yet in some areas of the stadium, including Hunt's private suite, where guests sat on folding chairs that inaugural year. Regular season ticket prices for the team's first season in Arrowhead were \$8 for box seats and \$7 for reserved seating. Mayor H. Roe Bartle is shown at right trying out the first seat installed in Arrowhead.




figure to be inducted into the Pro Football Hall of Fame on July 29th.

The Chiefs lost a 20-10 decision vs. Miami (9/17) on Opening Day at Arrowhead in front of a crowd of 79,829. Municipal Stadium hosted its final pro sporting event as the Royals defeated the Rangers by a 4-0 count (10/4). A standing-room-only crowd of 82,094 fans was in attendance for a 27-14 victory vs. Oakland (11/5), the largest "in-house" attendance total for an NFL contest in Arrowhead's history. After a 5-3 start, a three-game losing streak effectively eliminated the club from playoff contention. An 8-6 record was good enough for only a second-place finish in the AFC West behind Oakland. LB Willie Lanier became the first Chiefs player to receive the prestigious NFL Man of the Year Award.

1973 — The defense kept the club in virtually every game thanks to a nucleus that still included the bulk of the squad's Super Bowl IV starters. QB Mike Livingston

started in a 23-13 Opening Day loss vs. Los Angeles (9/16), but Dawson returned to rally the club for three consecutive wins to get the club off to a 3-1 start for a third straight year. Inconsistency and injuries took their toll down the stretch, though. Dawson made his final start of the year in a 23-14 loss at Buffalo (10/29) and was replaced for the remainder of the year by Livingston, beginning a string of three straight seasons in which both players split time at the position. Livingston led the club to three straight wins, putting the team in first place in mid-November with a 6-3-1 record. A 1-2-1 ledger over the season's final month ended the club's postseason aspirations as the team finished the year in a second-place tie with Denver at 7-5-2. Dawson became the second Chiefs player in as many years to win the NFL Man of the Year Award.



1974 — The AFC-NFC Pro Bowl was held at Arrowhead on January 20th with the AFC claiming a 15-13 win thanks to five FGs from Miami K Garo Yepremian.

While the club's sparkling new facility was drawing rave reviews, the Chiefs roster was beginning to show its age. The result was the team's first losing season in 11 years as the club was unable to string together consecutive victories during the year, a first in Chiefs franchise history. Many of the club's key players were entering the twilight of their careers: Dawson was 39, T Jim Tyrer was 35, LB Bobby Bell, DT Buck Buchanan and G Ed Budde were 34, T Dave Hill was 33 and WR Otis Taylor was 32. One of the year's few bright spots in the 5-9 season was CB Emmitt Thomas, who led the league with a franchise-record 12 INTs. The final game of the '74 campaign marked the final time all six of Kansas City's Pro Football Hall of Fame players from the club's Super Bowl era took the field together with Stram. Including Lamar Hunt and five future Vikings Hall of Famers, an amazing total of 13 Hall of Fame inductees were involved in that '74 game. That 35-15 loss vs. Minnesota (12/14) provided an anti-climatic conclusion to Stram's illustrious coaching career in Kansas City and was also the final game in a Chiefs uniform for eight-time All-Pro LB Bobby Bell. Three days later, the only head coach in franchise history was relieved of his duties on December 27th after compiling a 124-76-10 regular season record with the club.

1975 — San Francisco 49ers defensive coordinator Paul Wiggins was named the second head coach in franchise history on January 23rd. A former Pro Bowl defensive end for the Cleveland Browns, Wiggins inherited the unenviable task of rebuilding a squad whose pool of talent had been largely depleted due to age and a number of ill-fated trades that had left the club devoid of first-round draft choices in '73 and '75. After an 0-3 start to the season, Wiggins directed the Chiefs to three straight wins, beginning with a convincing 42-10 victory vs. Oakland (10/12). The highlight of the season was a 34-31 upset win at Dallas (11/10) on Monday Night Football. But the club could not maintain that success. Owning a 5-5 record heading into the homestretch of the season, injuries to a number of key players crippled the team. The team dropped its final four contests of the year to finish at 5-9 for the second consecutive season. The regular season finale at Oakland (12/21) marked the final games in the Hall of Fame careers of Dawson and Buchanan.

1976 — Buck Buchanan officially hung up his spikes in February, while Dawson announced his retirement on May 1st. Off the field, Jack Steadman was promoted to

President and Jim Schaaf was named General Manager in August. On the field, Kansas City's fortunes didn't improve in the second year of the Wiggins regime. The club dropped three straight home games before suffering a 50-17 setback at Buffalo (10/3), opening the season at 0-4 for the first time in team history. The team registered a 3-1 record during a successful midseason stretch but could not maintain that momentum. After lingering in Dawson's shadow for eight seasons, QB Mike Livingston was firmly entrenched as the team's starter, becoming the first signal-caller to start every regular season game since Dawson in '68. Even though he played well and rallied the squad for wins in two of the season's final three games, the Chiefs still ended the year with their third consecutive 5-9 record. RB Ed Podolak surpassed RB Abner Haynes as the all-time leading ground gainer in team history in the final game of the year vs. Cleveland (12/12). RB MacArthur Lane was another offensive threat, becoming the first player in franchise history to lead the league in receptions (66). One of the club's final ties to its glory days was severed when the dismantling of Municipal Stadium began on April 13th. A portion of the site was later developed into a community garden.

1977 — On the field, the Chiefs suffered their worst season to date, winning just twice and undergoing a midseason coaching change. An 0-5 start doomed the squad with a 44-7 loss at Cleveland (10/30) effectively sealing Wiggins' fate. Despite the club's record Wiggins was still a popular figure in Kansas City, but was nonetheless relieved of his duties on Halloween, marking the first in-season coaching switch in team history. Wiggins concluded his tenure with an 11-24 record. Defensive backs coach Tom Bettis was named interim coach and claimed a 20-10 victory vs. Green Bay (11/6) in the club's initial contest under his direction, but it was the only victory of his brief head coaching tenure. The team endured a six-game losing streak to conclude the season at 2-12. Bettis and the remainder of the coaching staff assembled by Wiggins were released on December 19th, one day after a 21-20 loss at Oakland (12/18) in the regular season finale. Marv Levy, the former head coach of the CFL's Montreal Alouettes, was named the fourth head coach in franchise history on December 20th. The heart and soul of the Chiefs once-vaunted defense departed when roommates Lanier and Lynch, who both joined the club together as second-round draft picks in '67, retired following the '77 campaign. Baltimore later acquired Lanier's rights in a trade, but failed to lure him out of retirement.

THE LEVY ERA


1978 — Levy's systematic restocking of a relatively barren defensive roster began with a '78 draft class that included a pair of future Chiefs Hall of Fame enshrinees in DE Art Still (Kentucky) and LB Gary Spani (Kansas State). Another tie to the club's Super Bowl IV team was cut when RB Ed Podolak, who was the club's all-time leading rusher at the time, retired on June 15th. Perhaps Levy's most unconventional tactic in rebuilding the Chiefs was installing the Wing-T offense. "It was a situation where we took over a team that had the worst defensive record in the history of the National Football League," Levy later explained. "We wanted to keep that defense off the field, so we ran the ball 60 times a game." The '78 Chiefs ran and ran often, posting franchise records with 663 rushing attempts and 2,986 ground yards. Levy's squad ran the ball a staggering 69 times in a 24-23 Opening Day win at Cincinnati (9/3),

the most rushing attempts in an NFL contest since '48. Five different players had 100-yard rushing games during the year, including RB Tony Reed who finished the season with 1,053 yards to become the team's first 1,000-yard back since '67. Despite the squad's Opening Day success, the club lost 10 of its next 11 games, including a pair of OT decisions. However, the team showed signs of improvement with the defense recording a 23-0 shutout vs. San Diego (11/26) as the club concluded its first 16-game schedule with a 4-12 mark.

1979 — Kansas City owned a pair of picks in the first round of the draft, selecting DE Mike Bell (Colorado State) and QB Steve Fuller (Clemson). By the season's third game, Fuller had supplanted QB Mike Livingston as the club's starter. With Fuller at the helm, the Chiefs owned a 4-2 record after six games, but a five-game midseason losing stretch sullied that effort. Despite finishing fifth in the AFC West for a second straight season, Kansas City's 7-9 record was a notable accomplishment considering the fact that the division's other four clubs all posted winning records for a second consecutive season. The Chiefs lost a 3-0 decision at Tampa Bay (12/16) in one of the most water-logged contests in franchise annals. As both clubs struggled to move the ball under monsoon-like conditions, a late fourth-quarter FG by the Buccaneers averted the NFL's first scoreless tie since '43.

1980 — An infusion of new talent continued at Arrowhead. G Brad Budde (USC), the son of Chiefs Hall of Fame G Ed Budde, was selected as the club's first-round draft choice, making the Buddes the first father-son combination to become first-round draftees of the same team in NFL history. In a then-controversial move on August 26th, the Chiefs released K Jan Stenerud, who at the time was the club's all-time leading scorer. He was replaced by journeyman K Nick Lowery, who had been cut 11 times by eight different teams himself. He finished his career with the club in '93 as the franchise's all-time leading scorer with 1,466 points. After enduring an 0-4 start, the club rebounded to post a four-game victory streak. After Fuller was sidelined with a knee injury late in the season, former Miami 12th-round draft choice QB Bill Kenney entered the lineup. He was so anonymous that when he appeared in that contest, the name on the back of his jersey was inadvertently misspelled "Kenny." Kenney went on to lead the club to a 31-14 victory vs. Denver (12/7) in his initial NFL start. The defense continued to evolve as DE Art Still and S Gary Barbaro became the first Chiefs defensive players to be elected to the Pro Bowl in five seasons. The Chiefs finished the year at 8-8, the club's highest victory tally since '72.

1981 — Kenney supplanted Fuller as the club's starting quarterback and directed the Chiefs to a 6-2 start, including a 37-33 win over the defending Super Bowl champion Steelers at Pittsburgh (9/6) on Opening Day. Second-round draft choice RB Joe Delaney (NW



"GIVE A CHEER FOR KANSAS CITY"
by Marv Levy

*Give a cheer for Kansas City,
Loud and clear for the Red and Gold,
As the Chiefs march on to victory
Like our mighty teams of old.*

(Refrain)

*Rah, Rah, Rah, for Kansas City
Rah, Rah, Rah for Red and Gold
As the Chiefs march on to victory
Like our mighty teams of old*

*Beat the drum, here they come
Warriors, brave and strong.
In the stands, loyal fans
Cheer our team along*

Louisiana) electrified the club's offense by rushing for 1,121 yards, a team single-season record at the time. He was named the AFC's Rookie of the Year and became the first running back to represent the franchise in the Pro Bowl. Delaney registered a 193-yard performance in a 23-10 win vs. Houston (11/15), the best single-game total ever amassed by a Kansas City rookie. "I've played against the best — O.J. Simpson, Gale Sayers, Walter Payton and (Delaney) ranks right up there with them," remarked Oilers Hall of Fame DE Elvin Bethea. "He is great with a capital 'G.'" Owing an 8-4 record with four games remaining, the Chiefs were poised to make the playoffs for the first time in 10 years before hitting a three-game losing skid. Kenney missed the club's final three contests due to injury. Fuller guided the club to a 10-6 win at Minnesota (12/20) in the final contest played at Metropolitan Stadium as Vikings fans began dismembering the stadium in the second half, taking seats, pieces of the scoreboard and even chunks of sod as souvenirs.

The victory assured the Chiefs of a 9-7 record, the club's first winning mark since '73 as Levy increased the club's victory total for a third consecutive year. Inspired by Washington's "Hail to the Redskins," Levy penned a fight song for the Chiefs, but much like the Wing-T offense, the concept never really caught on.

1982 — RB Joe Delaney underwent surgery in May to repair a detached retina in his eye, a radical procedure at the time. Optimism abounded at Arrowhead thanks to the club's promising 9-7 record from '81, but swelling labor unrest spelled doom for both the Chiefs and Levy in '82. The Chiefs split their first two games of the year before a 57-day strike by the NFL Players Association began at midnight on September 20th. The strike concluded on November 17th after six games were cancelled and one was rescheduled, but the Chiefs would never recover, dropping four straight games after their return to the field. C Jack Rudnay, who had been one of the franchise's most durable and decorated offensive performers over the past decade, announced on December 20th that the '82 campaign would be his last. Despite wins in two of the season's final three games, the Levy era concluded as the club finished the strike-shortened campaign at 3-6.

TRAGEDY, TRIUMPHS AND TRANSITIONS

1983 — Marv Levy was released as the club's head coach on January 4th. Dallas Cowboys QBs coach John Mackovic was named the fifth head coach in Kansas City history on February 2nd. The 39-year-old Mackovic became the youngest individual ever to hold that post for the club. The Chiefs held the seventh overall pick in the quarterback-laden '83 NFL Draft and selected QB Todd Blackledge (Penn State). The five other signal-callers selected in the first round that year included John Elway (1st — Baltimore), Jim Kelly (Buffalo — 14th), Tony Eason (New England — 15th), Ken O'Brien (N.Y. Jets — 24th) and Dan Marino (Miami — 27th). LB Bobby Bell became

the first Chiefs player to be inducted into the Pro Football Hall of Fame on July 30th, providing some solace to the franchise which was still mourning the death of RB Joe Delaney.

With Kenney and Blackledge both on the roster, QB Steve Fuller was traded to the L.A. Rams on August 19th. Kenney earned a Pro Bowl berth after racking up a franchise-record 4,348 passing yards, while WR Carlos Carson hauled in 80 passes for 1,351 yards. Despite the team's high-flying aerial game, Mackovic had trouble finding a suitable replacement for Delaney on the ground. The highest scoring contest in franchise history took place as the Chiefs and Seahawks combined for 99 points in a wild, 51-48 OT loss at Seattle (11/27). A meager crowd of 11,377 attended the club's season-ending 48-17 win vs. Denver (12/18), the smallest attendance ever for a Chiefs game at Arrowhead as the club finished at 6-10.




JOE DELANEY (1958-1983)

Tragedy struck the club on June 29, 1983 when Delaney drowned trying to save the lives of three youngsters in Monroe, Louisiana. An overflow crowd that included the Hunt family, prominent members of the Chiefs administration and head coach John Mackovic

attended a memorial service held in Delaney's high school gymnasium in Haughton, Louisiana on July 4th. Delaney was posthumously awarded the Presidential Citizen's Medal by Ronald Reagan on July 13th.

inflaming a quarterback controversy that continued into the '86 campaign. One of the few remaining bright spots in a disappointing 6-10 season came in the regular season finale vs. San Diego (12/22) when WR Stephone Paige set an NFL record with 309 receiving yards in a 38-34 win, breaking the previous mark of 303 yards set by Jim Benton (Cleveland) in '45. Paige's mark was subsequently surpassed by a 336-yard effort by WR Willie Anderson (L.A. Rams) in '89.

1984 — Wayne Rudy, the only head trainer the team had ever known, retired and passed the reins to his assistant Dave Kendall in February. Pro Bowl S Gary Barbaro became the most notable Chiefs player to defect to the rival USFL, signing with the New Jersey Generals on February 2nd after sitting out the entire '83 campaign in a contract dispute. All-America NT Bill Maas (Pitt) and T John Alt (Iowa) were both tabbed in the first round of the draft. Maas was named NFL Defensive Rookie of the Year, while Alt eventually became the cornerstone of the club's offensive line later in the decade. Kansas City's defense registered a team-record 11.0 sacks in a 10-6 win vs. Cleveland (9/30), coming 1.0 sack shy of the NFL single-game record. Kenney suffered a broken thumb during the preseason and was sidelined until the season's seventh week. Blackledge opened the first six contests of the season and had the club at 3-3. Kenney returned to the starting lineup at the N.Y. Jets (10/21), but the club dropped four of its first five contests after his return. However, the team rattled off three consecutive wins to conclude the year at 8-8.



THE INTERCEPTORS

S Gary Barbaro's departure and the trade of Pro Bowl CB Gary Green in '84 began a youth movement that produced the most vaunted secondary in team history. CB Kevin Ross (#31), S Deron Cherry (#20), CB Albert Lewis (#29) and S Lloyd Burruss (#34) accounted for a combined 13 Pro Bowl appearances with the Chiefs.

1985 — The Chiefs got off to a flying start with a 47-27 win at New Orleans (9/8), while Cherry tied an NFL record by registering four interceptions in a 28-7 win vs. Seattle (9/29) as the club boasted a 3-1 record four games into the season. The club was then confronted with a seven-game losing streak that was not snapped until Blackledge was installed as the starter vs. Indianapolis (11/24). The team rebounded to win three of its final five contests of the season with Blackledge under center, further

1986 — LB Willie Lanier was enshrined in the Pro Football Hall of Fame on August 2nd. On the field, the pieces started coming together for Mackovic. His offense displayed plenty of scoring punch, while the club's defense and special teams became increasingly effective. With the team sitting at 3-3, Kenney replaced Blackledge for the second half vs. San Diego (10/19), guiding the club to a 42-41 victory. That win was the first of four consecutive triumphs with Kenney at the helm, the club's longest winning streak since '80. Poised with a 7-3 record after 10 games, three straight losses in November put the Chiefs playoff chances in jeopardy. Two December wins gave Kansas City a 9-6 mark, putting the Chiefs tantalizingly close to their first postseason berth in 15 years.

The defining moment of the '86 campaign came in the regular season finale at Pittsburgh (12/21). Despite being outgained in total yardage by a 515-to-171-yard margin, the Chiefs were able to notch a 24-19 victory as all of the team's points came via special teams on a blocked punt return, a FG, a kickoff return and a blocked FG return. With a 10-6 record the Chiefs earned an AFC Wild Card berth, winning a tiebreaker with Seattle. Kenney was injured in the fourth quarter of the Steelers contest, meaning Blackledge would draw the starting assignment for the club's first playoff contest since '71, a 35-15 loss at the N.Y. Jets (12/28). Little did anyone know at the time that it would be the final contest of the Mackovic era.

1987 — One of the most tumultuous weeks in franchise history took place following the club's playoff loss vs. the Jets. Assistant head coach and special teams coach Frank Gansz, who had been an integral figure in the club's remarkable '86 campaign, resigned his position on January 7th in order to pursue opportunities as an NFL offensive coordinator. It was announced in an impromptu press conference that Mackovic was relieved of his duties on January 8th. A popular figure among Chiefs players, Gansz was reinstated on January 10th and was named the sixth head coach in franchise history.

QB Len Dawson became the third Chiefs player inducted into the Pro Football Hall of Fame on August 8th, while injuries forced the retirement of the club's all-time leading tackler LB Gary Spani. A duo of rookies made a splash in a 20-13 win on Opening Day vs. San Diego (9/13) as RB Paul Palmer returned a kickoff for a TD and RB Christian Okoye dashed for 105 yards. A 24-day NFLPA strike began on September 22nd. The club's contest vs. Minnesota (9/27) was cancelled before replacement games were conducted the next three weeks. Much like Marv Levy five years earlier, Gansz's grip on the club's coaching reins was crippled by the labor unrest.

The Kansas City replacement squad was constructed primarily of players cut in training camp. One of the few bright spots was RB Jitter Fields, who remained on the active roster following the strike. The Chiefs strike squad received an ominous welcome in Los Angeles when in the early morning hours prior to a contest vs. the Raiders (10/4), an earthquake rattled Southern California. The visibly shaken Chiefs lost a 35-17 decision later that day. The low point of the year came the following week at Miami (10/11) in the first regular season game played at what then was known as Joe Robbie Stadium. Chiefs QB Matt Stevens was injured early in the contest, forcing into duty QB Alex Espinoza, a player who had never taken an NFL snap. The result was a 42-0 Dolphins victory, setting the stage for an 0-3 performance by Kansas City's replacement unit, giving the Chiefs a 1-4 record before the club's regular roster returned at San Diego (10/25). Five straight losses followed, giving the Chiefs a team-record nine-game losing skid. For the only time in team history, five different players started games at quarterback for the club. Behind Kenney, Kansas City won two of its last three games to conclude the strike-shortened 4-11 campaign.

1988 — The spring was marked by several notable trades as the club jockeyed to improve on its 4-11 finish in '87. Blackledge was traded to Pittsburgh on March 29th and 12-year veteran QB Steve DeBerg was acquired from Tampa Bay on March 31st. The Chiefs moved up one spot in the first round of the draft to select DE Neil Smith (Nebraska) with the third overall pick. Kenney opened the team's initial two games, but was replaced by DeBerg at halftime at Seattle (9/11). In his initial start as a member of the Chiefs, DeBerg guided the team to a 20-13 win vs. Denver (9/18). However, six losses and a tie ensued as Kenney and DeBerg jostled for the QB job. As the season drew to a close, it became apparent the winds of change were blowing across the organization. President Jack Steadman resigned on December 8th, while General Manager Jim Schaaf was relieved of his duties the same day. Steadman was later named Chairman of the Board. On the field, the Chiefs finished the year at 4-11-1 as questions swirled regarding Gansz's future and who would fill the club's leadership void. Those winds of change became a full-fledged gale one day after the season's conclusion when former Philadelphia Eagles and USFL executive Carl Peterson was named the club's President/General Manager and Chief Operating Officer on December 19th.

A RETURN TO PROMINENCE: CARL PETERSON AND MARTYBALL

1989 — After compiling an 8-22-1 record in two seasons, Gansz was relieved of his duties as head coach on January 5th. Peterson's selection as Gansz's successor was former Cleveland Head Coach Marty Schottenheimer, who was named the seventh head coach in Chiefs history on January 24th. The first draft choice of the Peterson era set the tone

for the next decade as the club selected Hall of Fame LB Derrick Thomas (Alabama) with the fourth overall selection. Thomas paired with Smith to form one of the most feared pass-rushing duos in NFL history, compiling a combined 212.5 sacks during their illustrious Chiefs careers. The Peterson-Schottenheimer era got off to an inauspicious start in a 34-20 loss at Denver (9/10) as DeBerg's first pass attempt was intercepted and returned for a TD. The club won just four times in its next 10 games as former Eagles QB Ron Jaworski and QB Steve Pelluer, who was acquired in a trade from Dallas, each opened three games apiece during that span. DeBerg regained the starting job for the final five weeks of the season, generating four wins that put the Chiefs just out of postseason qualification at 8-7-1. A 34-0 shutout win vs. Houston (11/26) highlighted the club's stretch run. RB Christian Okoye became the first Chiefs player to lead the NFL in rushing with 1,480 yards, while Thomas won consensus NFL Rookie of the Year honors.

1990 — The foundation for the club's formidable offensive line of the '90s gathered two key ingredients when C Tim Grunhard (Notre Dame) and G Dave Szott (Penn State) were acquired in the draft. Construction began on the club's indoor practice facility at the Truman Sports Complex, giving the Chiefs an 80-yard indoor field and weight room facilities upon its completion. DT Buck Buchanan was inducted into the Pro Football Hall of Fame on August 4th. The Chiefs made their initial overseas appearance, losing a 19-3 American Bowl decision vs. the L.A. Rams at Olympic Stadium in Berlin, Germany (8/11). Schottenheimer's club got out of the starting gate quickly, winning three of its first four games. The club then struggled, splitting its next six contests.

Free agent RB Barry Word produced a 200-yard rushing outburst in a 43-24 victory vs. Detroit (10/14), becoming the first player in team history to top the 200-yard plateau. Kansas City led the NFL with a franchise-record 60.0 sacks, including a team-record 20.0 by LB Derrick Thomas. Thomas established an NFL single-game record with 7.0 sacks in an inspiring Veterans Day performance vs. Seattle (11/11), a game the Seahawks miraculously won, 17-16, on a last-second, 25-yard TD pass to WR Paul Skansi by future Chiefs QB Dave Krieg. That loss brought on the furious stretch run which saw the club record victories in six of its last seven outings. Behind DeBerg's offensive leadership (23 TD passes with just four INTs) Kansas City finished the year with a franchise-best +26 turnover differential. The Chiefs clinched their first postseason berth since '86 with a 24-21 win at San Diego (12/23) and finished the year at 11-5, marking the franchise's best finish since '69.

1991 — The Chiefs suffered a heart-breaking, 17-16 loss at Miami (1/5) in an AFC Wild Card Game as K Nick Lowery's potential game-winning 52-yard FG fell short with 0:56 remaining. On July 27th, K Jan Stenerud became the first pure placekicker to be inducted into the Pro Football Hall of Fame. The Chiefs became members of Wisconsin's "Cheese League," moving their training camp to the University of Wisconsin - River Falls after spending the previous 28 summers at William Jewell College in Liberty, Mo. The club's 14-3 win vs. Atlanta (9/1) on Opening Day initiated the 141-game sellout streak at Arrowhead that carried into the 2008 campaign. The Chiefs were featured on Monday Night Football three times, including a 33-6 victory over the defending AFC Champion Buffalo Bills before a raucous crowd of 76,120 fans at Arrowhead (10/7), marking the club's first home MNF contest in eight years. The club finished the regular season at 10-6,

marking the first time since '68-69 that the franchise had qualified for the playoffs in consecutive seasons. A 27-21 victory at the L.A. Raiders (12/22) in the regular season finale gave the Chiefs the right to host the Silver and Black just six days later in the inaugural postseason game in Arrowhead's history. Thanks to six takeaways, the Chiefs registered their first postseason victory since Super Bowl IV with a 10-6 win in an AFC Wild Card Game vs. the L.A. Raiders (12/28).

1992 — The Chiefs lost a 37-14 decision at Buffalo (1/5) in an AFC Divisional Playoff matchup as the Bills dynamic offense proved to be too much for the Chiefs. A longtime nemesis with Seattle, "Plan B" free agent QB Dave Krieg was signed as the club's starter on March 19th. A melancholy offseason awaited the Chiefs, who mourned the passing of Player Personnel Director Whitey Dovell on May 11th and Hall of Fame DT Buck Buchanan on July 16th. Both Dovell and Buchanan lost courageous battles with cancer. Six-time Pro Bowl S Deron Cherry who originally joined the club as a free agent punter, announced his retirement in July after registering 50 interceptions in 11 seasons with the franchise. The Chiefs retired the jerseys of Buchanan (86), LB Willie Lanier (63) and K Jan Stenerud (3) in a ceremony prior to a preseason contest vs. Buffalo (8/24).

First-round draft pick CB Dale Carter (Tennessee) won the Bert Bell Trophy as the NFL's Rookie of the Year. The very first time Carter touched the ball in an NFL contest, he registered a 46-yard punt return TD in a 24-10 win at San Diego (9/6). RB Christian Okoye surpassed RB Ed Podolak as the all-time leading rusher in team history vs. Seattle (9/13). Injuries eventually made the '92 campaign Okoye's last with the Chiefs after he compiled 4,897 rushing yards with the franchise. The club got off to a 3-1 start, but was faced with a 4-4 record at the season's midpoint. Despite four consecutive victories, the club's postseason hopes still came down to the season's final contest. Owning a 9-6 record and needing one more victory to secure a playoff berth, the Chiefs defense tallied three TDs, while Krieg tossed a pair of scoring passes as Kansas City claimed a 42-20 win vs. Denver (12/27) to finish the season with a 10-6 record.

1993 — The Chiefs made a quick exit from the playoffs as Krieg was sacked 7.0 times in a 17-0 AFC Wild Card loss at San Diego (1/2). The Chiefs spent the off-season installing the "West Coast" offense under the direction of new offensive coordinator Paul Hackett, who at one time served as QBs coach to Joe Montana in San Francisco. On April 20th, the Chiefs traded for Montana, who directed the 49ers to four Super Bowl victories. G Will Shields (Nebraska) was selected with the club's third-round draft choice, rounding out the "law firm" of Grunhard, Szott and Shields which anchored the interior of Chiefs offensive line for most of the decade. On June 9th the club signed another future Canton enshrinee, inking unrestricted free agent RB Marcus Allen, who had spent 11 seasons tormenting the Chiefs as a member of the Raiders. Montana and Allen made their debuts in a 27-3 win at Tampa Bay (9/5), marking Montana's first Opening Day appearance since '90. Shields initiated a franchise-record streak of 223 consecutive starts the following week at Houston (9/12). Thanks to a pair of Monday Night Football wins at Arrowhead, the club owned a 6-2 midseason mark. Before taking the field in a Sunday night contest at Minnesota (12/26), the team learned it had clinched its first AFC West title since '71 thanks to a Raiders loss earlier in the day. The team

finished the season with an 11-5 regular season record, marking the club's fourth consecutive year with a double-digit victory tally. LB Derrick Thomas was named the NFL's Man of the Year following the season. Thomas, who founded "The Third and Long Foundation," received the honor in large part due to his efforts in promoting children's literacy.

1994 — Kansas City got its first true taste of "Montana Magic" as the Hall of Fame passer engineered a brilliant comeback in a 27-24 OT win in an AFC Wild Card thriller vs. Pittsburgh (1/8). Next up was a red-hot Oilers squad that had won 11 straight games to conclude the regular season. Heavily-favored Houston opened up a 13-7 lead in the fourth quarter, but once again, Montana had a comeback in mind, guiding the club to a 28-20 victory at Houston (1/16). The Chiefs playoff journey ended in their initial AFC Championship Game appearance at Buffalo (1/23). Montana was knocked out of the contest early in the second half as Buffalo claimed its fourth straight AFC title by a score of 30-13.

While the previous off-season saw the Chiefs stockpile several key free agents, a number of familiar faces departed following the '93 season, most notably CBs Albert Lewis (Raiders) and Kevin Ross (Falcons), as well as K Nick Lowery (Jets). QB Steve Bono was acquired in a trade with San Francisco on May 2nd to serve as Montana's backup. The most dramatic change in Arrowhead's appearance occurred as a grass playing field was also installed, replacing the previous AstroTurf surface. The club made its second American Bowl appearance, meeting Minnesota in Tokyo, Japan (8/7).

The Chiefs home opener was one of the most-ballyhooed regular season contests in team history as Montana made his only career appearance vs. San Francisco (9/11). The Chiefs prevailed over the 49ers and Montana's replacement, QB Steve Young, by a 24-17 count before a crowd of 79,907, the second-largest "in-house" attendance in Arrowhead history. After starting the season 3-0, the Chiefs dropped back-to-back games before snapping an 11-game losing streak at Denver's Mile High Stadium (10/17) in a memorable Monday night contest. Montana orchestrated a masterful comeback, connecting with WR Willie Davis for a five-yard TD with 0:08 remaining to give the Chiefs a 31-28 triumph. A late-season, three-game losing skid put the club's playoff hopes in jeopardy. The Chiefs found themselves at 8-7 faced with a do-or-die regular season finale vs. the L.A. Raiders (12/24) in the final NFL contest played at the L.A. Coliseum for 22 seasons. Allen had his finest game in a Chiefs uniform, rushing 33 times for 132 yards en route to a 19-9 win. At 9-7, Kansas City qualified for the playoffs for a fifth straight season. However, the Chiefs made a rapid departure from the playoffs in Montana's final professional contest at Miami (12/31). Montana and Dolphins QB Dan Marino conducted a masterful first-half duel that ended deadlocked at 17-17, but Miami eventually prevailed by a 27-17 count.

1995 — Montana announced his retirement from football after 16 years in the NFL on April 18th and Bono was promoted to the starting job. Immediately, so-called media experts predicted much gloom and doom for the '95 Chiefs, leading Schottenheimer to quip during training camp that his club had been picked "sixth in a five-team division." Led by Bono, who merited a Pro Bowl berth, Kansas City posted an NFL-best 13-3 record with

unblemished 8-0 marks in the AFC West and at Arrowhead. The Chiefs led the NFL in rushing offense (138.9 ypg), scoring defense (15.1 ppg) and turnover ratio (+12). A 24-3 win at Arizona (10/1) featured a surreal 76-yard TD run on a bootleg by Bono as the Chiefs initiated a seven-game winning streak, the franchise's longest since '69. In a Monday Night Football classic vs. San Diego (10/9), WR Tamarick Vanover returned a punt for an 86-yard TD to provide the winning points in a 29-23 victory, the team's third straight home win in overtime. The club's defense began to flex its muscle, beginning with a 21-7 win at Denver (10/22). The contest, played in a Rocky Mountain snowstorm, featured the 100th rushing TD of Marcus Allen's career. The Chiefs won a home game for the third time on a last-second return score that concluded in Arrowhead's west end zone when CB Mark Collins scooped up a fumble for a 20-13 win vs. Houston (11/19). Kansas City clinched a division title with a 29-23 victory at Oakland (12/3) en route to a 13-3 regular season record and a team-record sixth consecutive postseason berth. The Chiefs were represented by seven players in the Pro Bowl, more than any other AFC team.



HALLELUJAH CORNER

The term "Hallelujah Corner" was coined in '95 after Kansas City won three separate contests via return scores culminating in Arrowhead's west end zone. The first of those hallowed victories was a 23-17 OT decision vs. Oakland (9/17) that culminated when CB James Hasty returned an interception for a 64-yard TD, prompting head coach Marty Schottenheimer to plant a celebratory postgame kiss on the cornerback.

1996 — The Chiefs dropped an AFC Divisional Playoff Game vs. Indianapolis (1/7) on a blustery afternoon with the temperature at 11 degrees and a wind chill of -9. Three INTs and a trio of missed FGs contributed to the 10-7 loss at Arrowhead. The Chiefs entered the '96 campaign with essentially the same lineup as the club boasted in '95 and were featured on the cover of *Sports Illustrated* along with Green Bay as preseason Super Bowl favorites. Kansas City made its third American Bowl appearance, this time vs. Dallas in Monterrey, Mexico (8/5). The club started the season with a 4-0 record for the first time in team history, but the season's lofty expectations came crashing down as the squad lost three of its next four games. A three-game winning streak, including a victory over the eventual Super Bowl champion Green Bay Packers, put the club back in postseason contention at 8-3.

That rosy picture quickly crumbled in a 28-14 loss vs. San Diego (11/24) as Bono was relieved in the second half by QB Rich Gannon. Gannon assumed the starting reins for a 28-24 win in a Thanksgiving Day game at Detroit (11/28) as Allen registered his 111th career rushing TD to surpass Walter Payton as the NFL's all-time leader in that department at that time. Needing just one more win to qualify for the playoffs, the Chiefs dropped their next two games as an injury-hampered Gannon was sidelined for good in the second quarter of a 24-19 loss vs. Indianapolis (12/15). Faced with a must-win situation in a frigid regular season finale at Buffalo (12/22), the club's postseason hopes hinged on Bono. Despite a 20-9 loss to the Bills, the Chiefs still had a shot to slip into the playoffs if Atlanta could secure a win at Jacksonville. However, Atlanta K Morten Andersen's 30-yard FG attempt went wide left with 0:04 remaining, preserving a 19-17 win and the AFC's final Wild Card spot for the Jaguars, who won a tiebreaker with Kansas City. The Chiefs finished with a 9-7 record, missing

the postseason for the first time since '89.

1997 — Kansas City dramatically retooled its roster in '97, beginning with free agent QB Elvis Grbac, who signed with the club on March 17th. In addition to Grbac, the Chiefs lineup featured 11 new starters, including WR Andre Rison, who won team MVP honors after becoming the club's first Pro Bowl receiver in a decade. On defense, the club's top four picks from the '96 Draft, S Jerome Woods, S Reggie Tongue, DE John Browning and LB Donnie Edwards, all emerged as starters. T John Alt announced his retirement at training camp in River Falls, Wis., on July 21st. All the new faces quickly formed a cohesive unit as the Chiefs posted a 13-3 record, an 8-0 Arrowhead mark and their second AFC West title in three years. The club engineered several dramatic finishes, the first of which came

in a Monday Night Football thriller at Oakland (9/8) when Grbac connected with Rison on an improbable 32-yard TD pass with just 0:03 remaining to cap a 28-27 win. Six days later, Kansas City's defense produced a remarkable goal-line stand to preserve a 22-16 victory at Arrowhead vs. Buffalo (9/14).

After posting a 6-2 record during the season's first half, Kansas City's good fortune appeared to run out vs. Pittsburgh (11/3) when Grbac suffered a broken clavicle. However, Gannon led the team to a 5-1 mark in their next six outings.

K Pete Stoyanovich provided one of the year's most memorable moments, connecting on a line-drive 54-yard FG as time expired to give Kansas City a 24-22 win vs. Denver (11/16). San Francisco entered Arrowhead boasting an 11-game winning streak and departed after suffering a 44-9 defeat (11/30), while the Chiefs vaunted defensive unit pitched a 30-0 shutout vs. Oakland (12/7). The Chiefs led the NFL in scoring defense, allowing a mere 14.5 points per game. The 232 total points permitted by the Chiefs in '97 were the lowest tally ever allowed in a 16-game season in team history. Kansas City also broke a 63-year-old mark owned by the '34 Detroit Lions by not permitting a second-half TD in 10 consecutive games. Grbac returned for the regular season finale vs. New Orleans (12/21) as the squad finished the year with six consecutive victories, a first in team history.

1998 — The two teams with the AFC's top records squared off when Denver (12-4) visited Kansas City (13-3) for an AFC Divisional Playoff Game (1/4). Grbac started the contest for Kansas City and despite holding an edge in total yardage, the Chiefs could not convert on several key scoring opportunities, dropping a 14-10 decision to their division foe. On April 9th, RB Marcus Allen announced his retirement, concluding a brilliant 16-year NFL career. A whirlwind preseason saw the Chiefs play another American Bowl contest, this time vs. Green Bay in Tokyo, Japan (8/1), as well as a preseason game vs. Tampa Bay in Norman, Okla. (8/8).

A '98 campaign which began with much promise had its high hopes dashed as the Chiefs suffered several

major injuries beginning in a season-opening victory vs. Oakland (9/6) that featured 6.0 sacks from LB Derrick Thomas. Grbac was lost for four games due to a shoulder injury, while All-Pro G Dave Szott's year came to an end with a biceps tear. In total, 11 different starters missed a total of 45 games due to injuries. Gannon led the team to a 4-1 start that included a water-logged, 17-6 Sunday night win vs. Seattle (10/4), a contest that was delayed for 54 minutes due to torrential rains. However, the club would never recover from an ensuing six-game losing streak, the longest of Schottenheimer's tenure. The low point of that stretch came in a penalty-marred 30-7 loss vs. Denver (11/16) on Monday Night Football. The club was hampered by crucial penalties throughout the season, setting dubious NFL records for penalties (158) and penalty yardage (1,304). Despite registering wins in three of the season's final five games, the club finished the year at 7-9, snapping a string of nine consecutive winning seasons.

GUN'S RUN & A FALLEN HERO

1999 — On January 11th, Head Coach Marty Schottenheimer announced his retirement after 10 seasons. His 101-58-1 (.634) record gave him the best winning percentage of any coach in franchise history, a number that has since been surpassed by Andy Reid. During his tenure, the Chiefs captured three AFC West titles and qualified for the playoffs seven times. Schottenheimer also produced a remarkable 18-3 (.857) record against the Raiders. Gunther Cunningham was appointed the eighth head coach in franchise history on January 22nd. During his four seasons ('95-98) as the Chiefs defensive coordinator, Kansas City's defense allowed a league-low 16.4 points per game. Cunningham produced a 9-7 record, the best mark of any rookie head coach in franchise history and the best mark of any first-year head coach in '99. The club became the sixth team in NFL history to record 100 regular season wins in a decade with a 16-10 triumph at Denver (12/5). Only Buffalo (103-57) finished the decade with a better record than Kansas City's 102-58 mark. Under Cunningham, Kansas City led the NFL with a +21 turnover ratio and won the NFL's turnover triple crown in the '90s with a remarkable +128 turnover ratio, a league-high 365 takeaways and an NFL-low 237 giveaways. The Chiefs also recorded 11 return TDs on the season, including a franchise-best nine on defense. The Chiefs ran the ball more times (521) than any other team in the league and ranked fourth in the NFL in rushing (130.1 ypg). After a three-game midseason losing streak put the club at 5-5 and on the brink of playoff elimination, the team rallied for a four-game winning string, setting up a make-or-break game in the regular season finale vs. Oakland.

2000 — The Chiefs needed a win vs. Oakland at Arrowhead (1/2) in the regular season finale to seal the AFC West title, while a loss would mean postseason elimination. Kansas City leapt out to a 17-0 lead, but a blocked punt turned the momentum in the game which



DERRICK VINCENT THOMAS (1967-2000)

On January 23, 2000 nine-time Pro Bowl LB Derrick Thomas was seriously injured in a one-vehicle accident just east of the Kansas City International Airport on I-435. Ten other individuals were killed in a separate, 24-vehicle accident that same day just north of KCI on I-29. Thomas was moved to Jackson Memorial Hospital in his hometown of Miami the following day. Although confined to a wheelchair, Thomas had made substantial progress and was in good spirits when he was visited by Chiefs President Carl Peterson in Miami on February 7th. The next day, Thomas' condition took a shocking turn and at 10:10 AM (ET) on February 8th, he was pronounced dead after suffering cardiac arrest. February 11th was declared "Derrick Thomas Red Friday" in Kansas City and on February 14th nearly 23,000 mourners paid their final respects to their fallen hero at Arrowhead Stadium, where Thomas' body lay in state and a B-2 Stealth bomber from Whiteman Air Force Base flew over at 12:01 PM. On February 15th at Kemper Arena, over 6,000 individuals attended a public memorial service for Thomas. On February 19th, Derrick Vincent Thomas was buried in Miami following a memorial service at the Mt. Calvary Church. On March 4th, Peterson announced at the annual 101 Banquet that at the suggestion of Clark Hunt, the Chiefs Most Valuable Player Award would hence be known as the Derrick Thomas Award. Thomas was honored prior to the club's 2000 season opener vs. Indianapolis (9/3). A member of the Pro Football Hall of Fame's Class of 2009, Thomas also had his #58 officially retired by the Chiefs in 2009.

was eventually won by Oakland 41-38 in OT. That loss provided an ominous start to a year which turned tragic on January 23rd when nine-time Pro Bowl LB Derrick Thomas was seriously injured in an auto accident.

Despite an 0-2 start, Kansas City bounced back to win its next three contests. Despite trailing 22-14 midway through the fourth quarter, Cunningham's squad rallied for a 23-22 victory at Denver (9/24), giving the Chiefs a win in their final visit to Mile High Stadium. The Chiefs faced Seattle (10/2) in a Monday Night Football contest which was simulcast to 4,391 fans in Kauffman Stadium. The 82,893 fans assembled at Arrowhead and Kauffman Stadiums marked the largest on-site attendance figure in team history. The 24-17 win against the Seahawks marked Kansas City's third victory in a row.

The club's early-season success was also highlighted by a 54-34 win over the defending Super Bowl champion St. Louis (10/22), a contest which featured the most points ever scored at Arrowhead. Combined with a 24-19 victory at Seattle (10/29) in a game played at Husky Stadium, the Chiefs record stood at 5-3 at the season's midway point.


However, a stretch of five road games over a six-week span took its toll on the club as the Chiefs dropped five straight contests to fall out of playoff contention, finishing the year at 7-9.

THE VERMEIL YEARS

2001 — After compiling a 16-16 record in two seasons, Cunningham was relieved of his duties on January 5th. Dick Vermeil, who guided St. Louis to a win in Super Bowl XXXIV following the '99 season, was named the ninth head coach in franchise history on January 12th. On April 20th, the club acquired QB Trent Green in a trade with St. Louis and also signed unrestricted free agent RB Priest Holmes.

SEPTEMBER 11TH

On September 11, 2001 Americans watched with horror as terrorist attacks shocked the nation. Commissioner Paul Tagliabue suspended play for the weekend of September 16th. The Chiefs game at Seattle scheduled for that date was postponed until January 6th. The NFL made a patriotic return in Kansas City when the Chiefs hosted the N.Y. Giants (9/23). Tagliabue delivered a pregame address to the Arrowhead crowd, which greeted the Giants with a rousing ovation. Via a fireman's boot collection that was matched by the Chiefs and the Hunt family, a total donation of \$451,413.88 was raised for relief efforts in New York City, an amount believed to be the largest single-day outpouring of spontaneous support by a group of fans and a pro sports team.



The initial regular season victory of the Vermeil era came in convincing fashion at Washington (9/30) when the Chiefs defeated their former head coach Marty Schottenheimer and the Redskins by a 45-13 margin. Although the club finished its initial campaign under Vermeil at 6-10, the team began to take shape down the stretch, winning three of its final four games. Holmes provided a spark to the offense, becoming just the second player in franchise history to lead the NFL in rushing, amassing 1,555 yards to break Christian Okoye's previous single-season record of 1,480.

2002 — The club initiated a season-long series to commemorate the franchise's 40th Anniversary Season in Kansas City in 2002. On April 15th, the Chiefs Honor Grove of over 40 stately Giant Redwoods was established in the southeast corner of the Truman Sports Complex to epitomize the deep and lasting roots the organization has developed in Mid-America. Hunt's inspiration for the honor grove was a quote from Vikings QB Joe Kapp, who was knocked out of Super Bowl IV. "The Chiefs defensive line was very active and looked like a Redwood Forest," Kapp said after the game. On April 25th, members of the Chiefs coaches, players, staff and cheerleaders visited numerous locations throughout the greater Kansas City community, thanking them for their support of the franchise.

In a season filled with wild comebacks and fantastic finishes, the Chiefs pulled out a remarkable 40-39 Opening Day win at Cleveland (9/8). Starting with that contest, virtually every game was a nail-biter with all but one of the club's eight losses being decided by seven points or less. But despite leading the NFL in scoring for the first time in team history with 467 points and setting a franchise record with 6,000 yards of total offense, the club finished 8-8 to miss the postseason in Vermeil's second season. The team remained in playoff contention until the season's final game thanks to its explosive offense that broke nine team records. The Chiefs also set NFL records by fumbling just seven times and losing just two of those loose balls. Holmes continued the torrid pace he began in 2001, earning NFL Offensive Player of the Year honors from the AP and surpassing his own team record with 1,615 rushing yards. The club's special teams were bolstered by WR Dante Hall, who produced three kick returns for TDs and became the first Chiefs return man to earn a Pro Bowl berth since J.T. Smith following the '80 season.

2003 — Hank Stram and RB Marcus Allen were enshrined in the Pro Football Hall of Fame on August 2nd. "Voice of the Chiefs" Mitch Holthus broadcast his 151st game as the club's play-by-play announcer at Houston (9/21), breaking Kevin Harlan's previous record (150). The Chiefs started the regular season with a 9-0 record for the first time in team history, becoming just the ninth team since the AFL-NFL merger to accomplish that feat. That hot start to the season was sparked by Hall, who tied an NFL single-season record by registering four kick return TDs over that span. Hall also became the first player in league annals to accomplish that feat in four consecutive games. The Chiefs overcame a 17-point fourth-quarter deficit for the first time in team history, pulling out an improbable 40-34 OT win at Green Bay (10/12). Kansas City's winning streak came to an end in a 24-19 loss at Cincinnati (11/16).

The Chiefs clinched their first AFC West title since '97 with a 45-17 win vs. Detroit (12/14) as QB Trent Green became the first player in team history to register a "perfect" 158.3 passer rating in a game. Kansas City concluded its 13-3 regular season with a 31-3 victory vs. Chicago (12/28), marking a perfect 8-0 record at home and the club's 13th consecutive regular season victory at Arrowhead Stadium. In that win, Holmes set a trio of TD records. He finished the season with 27 rushing scores, establishing NFL single-season records for both rushing TDs and total TDs. Holmes (61) also bypassed WR Otis Taylor (60) for the most career TDs scored by a player in Chiefs history. The Chiefs five-game improvement in the win column from the previous season tied as the best mark in franchise history. Kansas City became the first AFC team to lead the NFL in scoring in consecutive seasons since San Diego in '81-'82 as the club produced a franchise-best 484 points. The team also led the NFL with a +19 turnover differential. Nine Chiefs players received Pro Bowl recognition, the fourth-highest total in team history, while the club's six offensive Pro Bowlers marked the most in club annals.

2004 — The Chiefs hosted an AFC Divisional Playoff Game vs. Indianapolis (1/11) in which neither team was forced to punt. Sensational performances by Holmes (176 rushing yards, two TDs) and Hall (208 kickoff return yards, 1 TD) weren't enough as the Colts recorded a 38-31 victory. Defensive Coordinator Greg Robinson resigned on January 13th. Vermeil agreed to a two-year contract extension on January 16th. On January 20th, Vermeil hired Gunther Cunningham, who returned to Kansas City as the club's defensive coordinator. On January 30th, G Will Shields was named the Walter Payton NFL Man of the Year.

The Chiefs got into the victory column with a 27-24 win on Monday Night Football at Baltimore (10/4) after an 0-3 start quickly dampened the club's high expectations. Kansas City's offensive line emerged as one of the NFL's finest units, producing a trio of Pro Bowl performers in Shields, T Willie Roaf and G Brian Waters. Thanks to that offensive front, the Chiefs registered an NFL-record eight rushing TDs in a 56-10 win vs. Atlanta (10/24). The following week Kansas City continued its offensive onslaught with a convincing 45-35 victory vs. Indianapolis (10/31), snapping a seven-game losing streak to the

Colts. After surpassing RB Christian Okoye as the all-time leading rusher in franchise history vs. Houston (9/26), Holmes' year came to an abrupt halt when he suffered a season-ending knee injury at Tampa Bay (11/7).

A four-game winning streak in December included a wild 49-38 Monday Night Football road triumph at Tennessee (12/13). That late-season surge was sparked by second-year RB Larry Johnson who accounted for 11 TDs and produced three straight 100-yard rushing efforts in the season's final six contests. Offensively, the Chiefs established a league record with 398 first downs. Kansas City also led the NFL in total offense for the first time in franchise history, averaging 418.4 yards per game. That offense was triggered by Green, who set single-season team marks for passing yards (4,591) and 300-yard games (8). The Chiefs were also the first team in NFL history to have three different RBs boast a 150-yard rushing game in the same season – Holmes, Johnson and Derrick Blaylock. Defensively, fourth-round draft choice DE Jared Allen provided a bright spot with 9.0 sacks, the second-highest total by a rookie in team history.

2005 — TE Tony Gonzalez earned his sixth consecutive Pro Bowl berth and finished the season with a flourish, setting a single-game franchise record with a 14-catch performance in the regular season finale at San Diego (1/2). Gonzalez led the league in receptions (102), the highest total ever amassed by a member of the Chiefs. Despite Gonzalez's record-setting performance, a 24-17 loss to the Chargers brought a disappointing 7-9 campaign to a close.

A daunting early-season 2005 schedule featured a pair of prime-time road contests in the season's first four weeks. Kansas City finished that stretch at 2-2 after claiming a 27-7 home win vs. the N.Y. Jets (9/11) and winning a 23-17 decision at Oakland (9/18). However, the club would suffer a 30-10 loss at Denver (10/26) and was handed a 37-31 loss vs. Philadelphia (10/2) as the Eagles erased an 18-point Chiefs lead.

Hurricane Wilma forced the Chiefs to play their first regular season Friday night game since '64 as a game originally slated for October 23rd was hastily rescheduled. Kansas City actually flew to Miami on the day of the game and defeated the Dolphins by a 30-20 margin. Two weeks later, trailing by three points with only five seconds left and the ball on the one-yard line, Head Coach Dick Vermeil eschewed a potential game-tying FG attempt and went for broke, putting the game in the hands of RB Larry Johnson vs. Oakland (11/6). Johnson burst into the end zone to give the Chiefs a memorable 27-23 win as Kansas City's record stood at 5-3 at the season's midway point.

The Raiders contest marked the initial start of the season for Johnson, who opened the final nine games of the year in place of RB Priest Holmes, who was lost for the year following a head/neck injury at San Diego (10/30). Johnson topped the 100-yard barrier in the season's final nine contests and finished the season with 1,750 rushing yards, a franchise record at the time.

Shields continued his assault on the record book, as well. The club's contest at Buffalo (11/13) marked the 200th consecutive start of Shields' career, making him just the fourth player since the AFL-NFL merger to accomplish such a feat. In addition to pushing his string of consecutive starts to 207 games by season's end, he was also rewarded with his 11th consecutive Pro Bowl berth, extending another franchise record.

A three-game late-season winning streak boosted the club's postseason hopes, beginning with a 45-17 win at

Houston (11/20). Johnson established a franchise record of his own with 211 rushing yards against the Texans en route to earning his initial Pro Bowl berth. Kansas City then registered convincing home victories against a pair of playoff-bound teams with wins vs. New England (11/27) and vs. Denver (12/4), putting the club at 8-4 with four games remaining. However, a pair of road losses put the club's postseason hopes in peril. A 20-7 win in a Christmas Eve quagmire vs. San Diego (12/24) meant the club would need a win in its regular season finale and some help in order to qualify for the AFC playoff field.

A FAREWELL TO THE FOUNDER

2006 — After registering a convincing 37-3 win vs. Cincinnati in the club's first-ever regular season New Year's Day contest, the winds of change blew into Kansas City. Head Coach Dick Vermeil publicly announced his retirement following the win over the Bengals, ending season-long speculation about his future. Kansas City finished the season at 10-6, becoming just the fourth team since '90 to miss the postseason with a double-digit victory total.

Vermeil conducted a final farewell press conference on January 3rd. He concluded his five-year run as Kansas City's head coach with a 44-36 (.550) record, giving him the third-highest victory tally in team history. Under his guidance, the Chiefs established 34 single-season team records and 14 single-game team records, leading the NFL in total offense by averaging 380.9 yards per game from 2001-05.

On January 9th, Herm Edwards was appointed the 10th head coach in franchise history. Edwards returned to Kansas City after serving as both a scout and an assistant coach with the Chiefs during the '90s. He rejoined the Chiefs organization after a five-year stint as head coach of the N.Y. Jets, leading that franchise to five postseason game appearances. He initially left the Chiefs to serve with former Kansas City assistant coach Tony Dungy in Tampa Bay, where that duo helped restore the Buccaneers franchise to NFL prominence.

On January 24th, the Chiefs and Royals both signed 25-year leases with Jackson County officials to keep both clubs at the Truman Sports Complex. On April 4th, Jackson County voters approved a 3/8 cent tax measure that was anticipated to raise \$425 million in improvements to the Sports Complex, including \$212.5 million for Arrowhead while the State of Missouri contributed \$37.5 million. Those renovation plans also included a new practice facility and office complex for the Chiefs, thanks to contributions from the Hunt family.

The Edwards era got off to an inauspicious start on Opening Day vs. Cincinnati (9/10). QB Trent Green suffered a severe head trauma in the third quarter when he scrambled and went into a hook slide. Bengals DE Robert Geathers delivered a blow to the Chiefs signal caller, whose head violently bounced off the turf. Green lay motionless on the field for several minutes before he was taken to a local hospital. The Chiefs would lose the contest by a 23-10 count.

For the first time since 2000, a quarterback other than Green started a contest for Kansas City as backup QB Damon Huard served as field general the following week at Denver (9/17). Kansas City would drop a tough 9-6 OT decision to the Broncos as the club fell to 0-2.

After an early bye week, Kansas City got its initial victory of the Edwards era in convincing fashion with a 41-0 win at Arrowhead vs. San Francisco (10/1). Huard guided the club to a 23-20 comeback win the following week at

Arizona (10/8), but a 45-7 drubbing at Pittsburgh (10/15) left the club's record at 2-3 entering a pivotal two-game homestand.

K Lawrence Tynes drilled a game-winning 53-yard FG to give Kansas City a 30-27 victory vs. San Diego (10/22). That triumph sparked a three-game winning streak to put the club's record at 5-3 at the season's halfway point.

Huard compiled a 5-3 record as a starter in Green's absence, throwing 10 TDs and just one INT over that eight-game span. After several weeks of practice and countless medical tests, Green finally made his return to the lineup in a 17-13 home win vs. Oakland (11/19) in what would be the final game witnessed in person by Founder Lamar Hunt, who was admitted to Presbyterian Hospital in Dallas on November 22nd.

Hunt had long lobbied the NFL for a third game on Thanksgiving and those persistent efforts were rewarded as the fifth-largest paid crowd in Arrowhead history (79,484) packed the stadium for a holiday spectacle. Kansas City won its second contest at Arrowhead in five days as the Chiefs defense turned in a masterful performance in a 19-10 primetime win vs. Denver (11/23), a contest that also marked the initial live game telecast by the NFL Network.

Owning a 7-4 record, Kansas City appeared poised to make a serious run at the postseason, but a three-game losing streak that began with an unlikely 31-28 OT loss at Cleveland (12/3) put those hopes in serious jeopardy. The month of December proved particularly gloomy for the Chiefs as the health of the franchise's patriarch steadily declined.

After originally being diagnosed with prostate cancer in '98, Hunt quietly and bravely underwent many treatments and surgeries in the ensuing years without complaint. On December 13th, he peacefully passed

away in Dallas, surrounded by his family. Memorial services celebrating the life of Hunt were conducted on the SMU campus in Dallas on December 16th and at the Community of Christ Auditorium in Independence, Mo., on December 19th.

A mourning team would return to the field the following Sunday and capture a 20-9 win at Oakland (12/23) to keep the Chiefs playoff hopes afloat entering the regular season finale vs. Jacksonville (12/31). The Chiefs prevailed by a 35-30 count against the Jaguars as RB Larry Johnson established an NFL record with 416 rushing attempts on the season and broke his own franchise single-season record with 1,789 rushing yards. After Cincinnati and Tennessee lost earlier in the day, the Chiefs officially got their ticket to the postseason punched when San Francisco won an unlikely 26-23 OT decision at Denver (12/31).

2007 — The Chiefs made their first postseason appearance on the road since '94 in an AFC Wild Card Game at Indianapolis (1/6). Despite enjoying the support of a throng of Kansas City fans who made the trek to the RCA Dome and a valiant first-half performance from the Chiefs defense, Kansas City lost a 23-8 decision.

An artist's rendering for the club's new office complex and practice facility was unveiled in March, while design work and plans for Arrowhead's rehabilitation continued. On June 2nd, the club announced that it was partnering with HBO Sports and NFL Films to produce *Hard Knocks: Training Camp* with the Kansas City Chiefs - a five-hour documentary series. On June 6th, QB Trent Green was traded to Miami. Green concluded his successful six-year run with the franchise owning a team-record 87.3 passer rating.

The summer months were highlighted by a pair of groundbreaking ceremonies at the Truman Sports Complex. A private, staff-only groundbreaking session for the Chiefs new office and practice headquarters was conducted by Clark Hunt on July 25th. In addition, the Hunt family, Chiefs officials, Senator Kit Bond, Jackson County Executive Mike Sanders and other county legislators participated in a groundbreaking ceremony for the "New Arrowhead" on August 22nd.

On the field, Kansas City overcame an 0-2 start to register a 4-3 record at the bye week, securing sole possession of first place in the AFC West standings. That early-season turnaround was highlighted by a 30-16 comeback win at San Diego (9/30). WR Dwayne Bowe set a Chiefs single-game rookie record with 164 receiving yards in that contest, including a 51-yard TD catch. Bowe would shatter the franchise's single-season rookie receiving records with 70 catches for 995 yards, figures that led all NFL rookies. Meanwhile, TE Tony Gonzalez became the NFL's all-time TD catch leader among tight ends in a 27-20 win vs. Cincinnati (10/14).

However, Kansas City could not maintain any of that positive momentum after the bye week. The downward spiral began when RB Larry Johnson suffered a season-ending right foot injury in a 33-22 loss vs. Green Bay (11/4). That setback began a nine-game losing streak to conclude the regular season. Second-year QB Brodie Croyle supplanted QB Damon Huard in the second half the following week vs. Denver (11/11).

Croyle enjoyed a solid debut in his initial NFL start in the club's next contest at Indianapolis (11/18). That game would mark the final chapter in the illustrious career of RB Priest Holmes, who announced his retirement on November 21st. The all-time leading rusher in franchise history with 6,070 yards made a remarkable comeback



REMEMBERING OUR FOUNDER

On December 19, 2006 over 2,500 individuals gathered at the Community of Christ Auditorium in Independence, Missouri to pay their final respects to Chiefs Founder Lamar Hunt. Pastor Paul Brooks presided over a two-hour service that was attended by the entire Chiefs team and administrative staff, as well as countless dignitaries and fans. Three of the Hunt children – Clark (above), Daniel and Sharron Munson – shared remembrances of their father, while Lamar Hunt, Jr. paid a special musical tribute to the patriarch of the Chiefs family. Other eulogists included Carl Peterson, Rev. Emanuel Cleaver, Len Dawson, Bobby Bell, Willie Lanier, Trent Green and head coach Herm Edwards. Four former Chiefs head coaches were also in attendance – Dick Vermeil, Gunther Cunningham, Marty Schottenheimer and Paul Wiggins. A moving video tribute celebrating Hunt's vibrant life was also shown during the ceremony.

after missing almost a season-and-a-half of action. He returned to play four games in 2007, including two starts, before eventually hanging up his cleats for good. DE Jared Allen was a defensive bright spot, leading the league with 15.5 sacks.

After suffering a thumb injury at Detroit (12/23), Croyle returned for the season finale at the N.Y. Jets (12/30) as Kansas City suffered a 13-10 OT setback. Gonzalez recorded his 820th career reception in the game, the most catches of any tight end in NFL history. Gonzalez earned his ninth straight Pro Bowl berth and finished the year with 1,172 receiving yards.

2008 — Head Coach Herm Edwards named Chan Gailey his offensive coordinator on January 16th. CB Emmitt Thomas was elected to the Pro Football Hall of Fame on February 2nd and was officially enshrined in Canton on August 3rd.

Kansas City and Minnesota orchestrated a major trade on April 23rd as the Chiefs sent Pro Bowl DE Jared Allen and a sixth-round pick to the Vikings. In exchange, Kansas City received a first-round selection, two third-round picks and a sixth-round selection. Upon the team's return from training camp in August, the club's football operations moved into the organization's new practice facility. The rest of the franchise's administrative staff completed the move from Arrowhead by season's end.

On the field, the Chiefs owned the dubious distinction of becoming just the fourth team since the AFL-NFL merger to start three different quarterbacks in the season's first three weeks in a non-strike season. TE Tony Gonzalez surpassed TE Shannon Sharpe (10,060) for the most receiving yards by a tight end in NFL history at Carolina (10/5).

After QBs Brodie Croyle and Damon Huard both suffered season-ending injuries vs. Tennessee (10/19), the club eventually turned to QB Tyler Thigpen for good for the season's final nine games. The Coastal Carolina product showed flashes of promise and set a then single-season franchise record for QBs with 386 rushing yards. Thigpen outplayed QB Brett Favre, but the Jets signal caller rallied his club as the Chiefs dropped a 28-24 decision at the N.Y. Jets (10/26).

That Jets contest marked the first in a series of excruciating losses. Kansas City squandered a 21-point lead in a 30-27 OT loss vs. Tampa Bay (11/2) and lost a 20-19 decision at San Diego (11/9) as a botched PAT and a failed two-point try doomed the club.

Thigpen's lone victory of the season was a 20-13 win at Oakland (11/30), but the losses continued to mount, including a second one-point setback vs. San Diego (12/14) as the Chargers overcame an 18-point deficit, scoring the game's final 19 points.

On December 15th, President/General Manager and CEO Carl Peterson announced his resignation, effective at the end of the season. The Chiefs dropped a 38-31 decision vs. Miami (12/21). Based on wind chill of -12 at kickoff, it was the second-coldest contest in Arrowhead history. A four-game losing streak to end the season closed out with a 16-6 loss at Cincinnati (12/28) as the Chiefs finished the year at 2-14.

A NEW ERA AT ARROWHEAD

2009 — Peterson officially concluded his 20-year tenure with the franchise on January 6th with a farewell press conference. Under Peterson's tenure, Kansas City amassed a 176-143-1 (.552) regular season record, made

nine playoff appearances, won the AFC West four times and reached the AFC Championship Game in '93.

On January 13th, longtime New England Patriots executive Scott Pioli was named by Chairman of the Board Clark Hunt as the fifth General Manager in franchise history. During his tenure in New England, the Patriots won Super Bowls XXXVI, XXXVIII and XXXIX, claimed the Lamar Hunt Trophy four times as the AFC Champion and won six AFC East titles. During Pioli's tenure from 2000-08, the Patriots compiled an NFL-best 102-42 (.708) regular season record.

On January 23rd, Herm Edwards was relieved of his duties as head coach. He produced a 15-33 regular season record in three seasons guiding the franchise. The late LB Derrick Thomas was elected to the Pro Football Hall of Fame's Class of 2009 on January 31st. Thomas became the 10th member of the Chiefs to be enshrined in Canton. He joined LBs Bobby Bell (Class of '82) and Willie Lanier (Class of '86) as the third linebacker in that esteemed group.

Hunt and Pioli introduced former Arizona Cardinals offensive coordinator Todd Haley as the 11th head coach in franchise history on February 6th. He helped the Cardinals reach Super Bowl XLIII, marking the franchise's first NFL title game since '47. The son of longtime NFL personnel executive Dick Haley, the younger Haley oversaw an Arizona offense that registered a franchise-record 427 points in 2008. The first major move of the Chiefs new leadership team came on February 28th when the club acquired QB Matt Cassel and LB Mike Vrabel in a trade with New England.

The club unveiled its 50th anniversary logo on April 14th as the team began a year-long commemoration of the franchise's 50th season, as well as the 50th anniversary of the creation of the American Football League by Lamar Hunt. On April 23rd, the Chiefs traded 10-time Pro Bowl TE Tony Gonzalez to Atlanta. Gonzalez finished his Chiefs career with the most receptions (916), receiving yards (10,940) and TD catches (76) in franchise history.

On May 8th, Hunt named Denny Thum as the fourth President of the Chiefs. Thum owned the distinction of being one of just three employees in team history to serve the club during the tenure of every head coach in franchise history. On May 21st, Mark Donovan was hired as Executive Vice President/Chief Operating Officer after spending six seasons with the Philadelphia Eagles.

On June 18th, the Chiefs announced the return of training camp to the state of Missouri, beginning in 2010. The Chiefs and Missouri Western State University in St. Joseph, Mo., agreed to the university's plans for a training facility including a climate-controlled, 120-yard indoor field, as well as two 120-yard grass fields. The Chiefs officially ended their 19-year training camp tenure at the University of Wisconsin - River Falls, conducting their final practice at that facility on August 20th.

The Chiefs began the regular season on the road at Baltimore (9/13) with QB Brodie Croyle at the helm after QB Matt Cassel was injured vs. Seattle (8/29). Kansas City tied the game at 24-24 with 5:21 left to play in Head Coach Todd Haley's regular season debut, but couldn't pull out the victory.

For the first time since the '62 AFL Championship Game, the club wore its Dallas Texans uniforms in a contest billed as "The Game That Never Was" vs. Dallas (10/11). Chiefs Founder Lamar Hunt had longed for a head-to-head duel between his AFL squad and the NFL's Cowboys during their three-year co-existence in Dallas, and that contest finally came to fruition. However, the Cowboys would prevail by a 26-20 margin in OT, sending the Chiefs record to 0-5.

Haley recorded his initial NFL win the following week, as Kansas City produced a 14-6 victory at Washington (10/18). It would be one of three road wins for the Chiefs on the season.

On October 23rd, a major section of I-435 near the Truman Sports Complex was designated as "Lamar Hunt Memorial Highway" by the Missouri General Assembly and the Missouri Department of Transportation. In October, the club also mourned the death of longtime assistant coach Darvin Wallis, whose 19-year tenure with the Chiefs ranked as the second-longest stint in franchise history, trailing only Tom Pratt (21 years).

The Chiefs improved in 25 different statistical categories during the season's final eight games, including total points, total offense, passing yards per game, rushing yards per game, third-down percentage and sacks allowed. Kansas City began that eight-game stretch with a 16-10 win at Oakland (11/15) as the Chiefs became the first NFL club to register seven straight road wins against the Raiders. The Chiefs followed that up with a thrilling 27-24 OT victory vs. Pittsburgh (11/22) as Haley exacted some retribution against a Steelers squad that defeated his Arizona Cardinals in Super Bowl XLIII.

RB Jamaal Charles helped spearhead the Chiefs second-half resurgence. Only Tennessee RB Chris Johnson (1,047) rushed for more yards over the final eight games of the year than Charles (968). Charles finished the season with 1,120 yards on 190 carries, becoming the first player in league annals to top the 1,100-yard plateau on less than 200 carries. He also was the youngest player to ever win the Derrick Thomas Award as the club's MVP.

2010 — The Chiefs saved their best performance of the season for the regular season finale at Denver (1/3). Charles racked up a franchise-record 259 rushing yards, while LB Derrick Johnson became just the third linebacker in NFL history to return two INTs for TDs in a single game. Kansas City registered a 44-24 win, marking the club's first-ever win at INVESCO Field and the most points scored by the Chiefs in Denver since '72.

Despite finishing the year with a 4-12 record, the Chiefs led the NFL in Red Zone scoring percentage (89.5%) and improved in 30 categories compared to 2008. Only three clubs made more dramatic jumps in the comprehensive special teams rankings compiled by the *Dallas Morning News*, as the Chiefs went from 29th to 12th.

Haley began reshaping his coaching staff almost immediately after the season. Charlie Weis was named offensive coordinator on January 8th, while Romeo Crennel was hired as defensive coordinator on January 14th. Haley also added a number of coaches with playing experience, including Hall of Fame CB Emmitt Thomas, who returned to the Chiefs as defensive backs coach on February 1st after registering a franchise-record 58 INTs from '66-78.

Commissioner Roger Goodell introduced four-time Pro Bowl G Brian Waters as the winner of Walter Payton NFL Man of the Year Award prior to the kickoff of Super Bowl XLIV on February 6th. Waters became the fifth member of the Chiefs to win that prestigious accolade. Super Bowl IV MVP QB Len Dawson – winner of the '73 Man of the Year Award – was on hand to present the Lombardi Trophy to the victorious New Orleans Saints.

On February 12th, Ann Roach announced her retirement after 44 seasons with the club. The second-longest tenured employee in Chiefs history, Roach served as an assistant to the first 10 head coaches in franchise annals. Roach and longtime Chiefs broadcaster Bill Grigsby

were both acknowledged at the 40th annual 101 Awards on March 6th. Grigsby announced his retirement after a distinguished 63-year career in broadcasting.

The National Football League announced on April 20th that Monday Night Football would return to Kansas City on September 13th as the Chiefs officially celebrate the grand opening of the New Arrowhead vs. San Diego.

Chairman Clark Hunt led dozens of media members on an exclusive tour of the New Arrowhead on July 23rd, giving a behind the scenes look that the stadium and all its amenities before the first event was open to the public.

In an event reminiscent of Lamar Hunt's founding of the MLS and the Kansas City Wizards, the Wizards hosted English Premier League powerhouse Manchester United in a friendly match on July 25th, marking the first event held inside the New Arrowhead.

Clark Hunt was joined by the entire Hunt family and NFL Commissioner Roger Goodell on July 30th for the unveiling of Founder's Plaza, an engaging outdoor area that serves as a tribute to Chiefs Founder Lamar Hunt and recognizes his contributions to the founding of the American Football League.

That afternoon, Chiefs Training Camp made its debut on the campus of Missouri Western State University in St. Joseph, marking the first time in 20 years that the Chiefs held their summer practices in the state of Missouri.

Upon returning to the Arrowhead Training Facility, Kansas City held a free night practice on August 25th that was open to the public at Arrowhead Stadium, giving 22,142 Chiefs fans the opportunity to see the newly renovated stadium and watch the team practice before the start of the regular season. In conjunction with the open practice, the Chiefs dedicated the Chiefs Hall of Honor, presented by Time Warner Cable on the Lower Concourse of the stadium.

On September 13th, Kansas City celebrated the grand opening of the New Arrowhead with a 21-14 rain-soaked victory over the AFC West rival San Diego Chargers on ESPN's Monday Night Football. The victory signaled the culmination of the three-year, \$375 million renovation project.

Hunt assumed the title of Chairman and CEO of the Kansas City Chiefs on Tuesday, September 14th.

The Chiefs started the season 3-0 for the first time since 2003 on their way to a 10-6 record and the club's first AFC West title since 2003 and first playoff appearance since following the 2006 season. Kansas City registered a 7-1 record at home, restoring the Arrowhead advantage. The Chiefs went 4-0 against the NFC West, the second straight time they've swept the NFC West (2006). WR Dwayne Bowe tallied 15 TD receptions to pace the league in scoring catches. RB Jamaal Charles gained 1,467 yards on 230 carries, finishing second behind Houston RB Arian Foster for the NFL's individual rushing title. LB Tamba Hali led all AFC defenders and was second in the NFL with 14.5 sacks on the season.

2011 — On January 9th, Kansas City hosted its first NFL playoff game since 2003 when the Chiefs fell to the Baltimore Ravens in a 30-7 final. Five Chiefs players were selected to the 2011 Pro Bowl in Honolulu, Hawaii: S Eric Berry, WR Dwayne Bowe, QB Matt Cassel, RB Jamaal Charles and G Brian Waters, marking the most Pro Bowl performers for the Chiefs since KC sent six players to the NFL's version of the all-star game in 2006.

Chairman and CEO Clark Hunt named Mark Donovan president of the Kansas City Chiefs on January 20th.

Head Coach Todd Haley made two moves related to his coaching staff, naming Bill Muir offensive coordinator/offensive line coach on February 3rd and hiring Jim Zorn as quarterbacks coach on February 15th. Haley garnered two post-season coaching awards for leading the Chiefs to a 10-6 record in only his second year at the helm, earning the NFL Alumni Coach of the Year award and also the AFC Coach of the Year award from the Committee of 101.

The Chiefs were saddened at the loss of a pair of treasured Kansas City icons in 2011 as longtime trumpeter and TD Pack Band leader Tony DiPardo passed away in February at the age of 98. Only a few weeks later, longtime voice of the Chiefs Bill Grigsby passed away at the age of 89. Thousands of Kansas Citians helped celebrate the lives of these two Chiefs legends at open memorial services.

During the offseason, Arrowhead Stadium returned to prominence as a Midwest entertainment destination as country music star Kenny Chesney played the venue as a stop on his 'Goin' Coastal Tour' along with the Zac Brown Band, Billy Currington and Uncle Kracker. Taylor Swift's 'Speak Now Tour' also made a stop at Arrowhead.

For the second year in a row, the Chiefs held training camp at Missouri Western State University in St. Joseph, Mo. After returning to their Kansas City facility for the home portion of training camp, the Chiefs hosted a free practice for fans at Arrowhead Stadium as part of the team's Back to Football Bash.

After dropping three straight contests to open the season, Kansas City rebounded with four straight victories. That stretch of four straight wins included a 28-24 victory at Indianapolis (10/9) in which the Chiefs tied a club record by overcoming a 17-point deficit and a 28-0 shutout at Oakland (10/23) in which Kansas City recorded six interceptions.

Kansas City appeared in three primetime contests in 2011, including two at Arrowhead Stadium. For the second year in a row, the Chiefs topped AFC West rival San Diego (10/31) at home on ESPN's Monday Night Football, this time, using a 30-yard K Ryan Succop field goal in overtime for the win.

QB Matt Cassel was placed on injured reserve with a hand injury suffered vs. Denver (11/13). Kansas City claimed QB Kyle Orton off waivers from Denver on Nov. 23. Kansas City was one of two teams to have three different starting quarterbacks open an eventual victory in 2011, with Houston being the other team to accomplish that feat.

With a 5-8 record after 13 games, Todd Haley became the second coach in team history to be relieved of his duties during the season. Defensive Coordinator Romeo Crennel assumed the head coaching duties. The Chiefs upset the previously undefeated Green Bay Packers by a 19-14 final at Arrowhead (12/18) in Crennel's first game at the helm.

In the final three contests with Crennel serving as both head coach and defensive coordinator, the Chiefs defense ranked third in the NFL in total yards per game allowed, second in net passing yards per game allowed and second in points per game allowed.

The final game of the 2011 season marked the 227th career game for C Casey Wiegmann and was his 200th career start. Dating back to a contest vs. the N.Y. Giants (9/23/01), Wiegmann had started 175

consecutive games at center and played 11,162 straight offensive snaps, marking the longest streak by any NFL offensive lineman. Dating back to a contest vs. Carolina (11/20/05), RB Thomas Jones had appeared in 102 consecutive games.

2012 — Crennel was named the 12th head coach in franchise history by Chairman and CEO Clark Hunt and General Manager Scott Pioli on Jan. 9, 2012.

Although the team finished with a 7-9 record, the Chiefs were one win shy of repeating as the AFC West Division champions and earning an automatic berth in the playoffs.

Crennel started making changes to his coaching staff in the weeks following the regular season. Tom McMahon was named special teams coach on Jan. 30 while Brian Daboll was named offensive coordinator on Feb. 6. On Feb. 14, Nick Sirianni was promoted to wide receivers coach, while Jack Bicknell was named offensive line coach, Jim Bob Cooter was hired as offensive quality control coach and Derius Swinton was named special teams quality control coach. Crennel rounded out his coaching staff by hiring Steven Smith as assistant offensive line coach on March 9.

Former Chiefs T Willie Roaf was elected to the Pro Football Hall of Fame as part of the class of 2012, announced Saturday, Feb. 4, the day before Super Bowl XLVI in Indianapolis.

On April 14, the Kansas City Chiefs announced that every Chiefs Season Ticket Account Holder would receive one personalized Chiefs Nike jersey as a thank you in celebration of the club's 50 years in Kansas City. On May 15, Chairman and CEO Clark Hunt further outlined multiple plans and initiatives to thank Chiefs fans and the Kansas City community for their support through the years in a special press conference at Union Station in downtown Kansas City.

On June 10, Kansas City welcomed back Kenny Chesney to Arrowhead Stadium as a stop in the 'Brothers of the Sun' tour along with Tim McGraw.

For the third consecutive year, the Chiefs returned to Missouri Western State University in St. Joseph, Mo. for training camp.

The Chiefs went 2-14 in 2012, picking up their first win in a 27-24 overtime battle at New Orleans (9/23) with the help of RB Jamaal Charles, who registered a 91-yard rushing touchdown, the longest rush from scrimmage in team history. On Dec. 2, Kansas City picked up its second victory of the season a day after tragedy struck the organization. The Chiefs rallied to beat the Carolina Panthers 27-21 on the shoulders of 127 rushing yards from Charles and two passing touchdowns from QB Brady Quinn.

Despite having struggled in 2012, the Chiefs had six players elected to the play in the annual Pro Bowl in Hawaii. S Eric Berry, RB Jamaal Charles, LBs Tamba Hali and Derek Johnson all earned their second trip, while P Dustin Colquitt and LB Justin Houston earned their first trip to the Pro Bowl.

On Dec. 31, Romeo Crennel was relieved of his head coaching duties.

REID, DORSEY TEAM UP IN KANSAS CITY

2013 — The Kansas City Chiefs and General Manager Scott Pioli parted ways on Jan. 4, 2013. On Jan. 7 Chiefs Chairman and CEO Clark Hunt introduced Andy Reid as the Chiefs 13th head coach, and one week later on Jan. 14, he named John Dorsey as the team's

sixth general manager in franchise history. Soon after Reid arrived in Kansas City, he started assembling his coaching staff, which consisted of several coaches he brought in from his staff in Philadelphia, including former NFL quarterback Doug Pederson as offensive coordinator. Reid named Bob Sutton defensive coordinator and Dave Toub special teams coordinator, and he hired former NFL head coach Brad Childress as a spread game analyst/special projects coach.

Former Chiefs DT Curley Culp was elected to the Pro Football Hall of Fame as part of the class of 2013, announced Saturday, Feb. 2, the day before Super Bowl XLVII in New Orleans.

On March 13, the Chiefs announced a trade with the San Francisco 49ers to acquire QB Alex Smith. Kansas City used the first overall pick of the 2013 NFL Draft by selecting T. Eric Fisher. Fisher played collegiately at Central Michigan.

During the 2013 offseason, the Chiefs unveiled the Chiefs Kingdom Pass, a personalized experience just for Season Ticket Holders to manage their relationship with the Kansas City Chiefs. There is a website, ChiefsKingdomPass.com, that lets Season Ticket Holders manage their accounts, view exclusive video from Emmy award winning 65 Toss Power Trap Productions and earn and redeem points for unique prizes.

On May 18, the Chiefs hosted the inaugural Chiefs 5K at Arrowhead Stadium featuring a one-of-a-kind finish on the 50 yard line. Fans were able to feel the rush of excitement as they ran out of the Chiefs tunnel and onto the field for a dramatic finish in front of a cheering section.

On June 15, Kansas City welcomed Kenny Chesney back to Arrowhead Stadium as a stop in the 'No Shoes Nation' tour along with Eric Church.

For the fourth consecutive year, the Chiefs returned to Missouri Western State University in St. Joseph, Mo. for training camp.

Following training camp in St. Joseph, Head Coach Andy Reid's team shot out of the gate at a blistering pace, winning nine consecutive games to start the 2013 campaign. The nine-game winning streak to open the season tied the club's longest win streak and tied the Chiefs 2003 squad who also opened its campaign 9-0 as the most wins to start a season.

The Chiefs defense pitched a shutout in the season opener at Jacksonville (9/8) as the Chiefs won 28-2, setting the tone for what would be a dominant defensive performance throughout the first half of the season.

The team debuted in red-on-red uniforms in the home opener against Dallas (9/15) among other new gameday elements, including pyrotechnics for individual player introductions during pregame.

Reid returned to the city and stadium that he called home for the previous 14 years as the Chiefs traveled to Philadelphia (9/19) and earned a 26-16 victory in primetime on Thursday Night Football.

Kansas City hosted a three-game homestand in the month of October, starting with a game against AFC West foe, the Oakland Raiders. In that game, Chiefs fans established a Guinness World Record for the loudest crowd roar at an outdoor stadium, reaching

SETTING A GUINNESS WORLD RECORD

On Sunday, Oct. 13, 2013, Chiefs fans inside Arrowhead Stadium set a new Guinness World Record for Loudest Crowd Roar at an Outdoor Sports Stadium. A grassroots initiative led by a group of fans and supported by the Chiefs organization, all Kansas City fans inside Arrowhead rallied around the team as the Chiefs topped AFC West foe Oakland 24-7, recording a peak decibel reading of 137.5 decibels during a fourth-quarter play that saw LB Derrick Johnson sack Oakland QB Terrelle Pryor with just under one minute left in the game. With Guinness Book of World Records adjudicator Philip Robertson monitoring the sound levels on a specially designed decibel meter, Chiefs fans inside Arrowhead broke the old Guinness World Record of 136.6 set by the fans of the Seattle Seahawks at CenturyLink Field on Sept. 15 in Seattle.



137.5 decibels and breaking the old record of 136.6 decibels set by Seattle Seahawks fans. Seahawks fans eventually broke the record again at CenturyLink Field on Dec. 2.

With a win at Buffalo (11/3), the Chiefs entered the bye week unbeaten at 9-0 just one year removed from the team's 2-14 record. The seven-game improvement by the bye marked the best single-season turnaround in franchise history.

After a three-game skid marked by a pair of losses to the eventual Super Bowl contending Denver Broncos and a loss to the San Diego Chargers who advanced to the AFC Divisional playoffs, the Chiefs rebounded with statement victories on the road at Washington and in Oakland as the offense turned up the heat in the second half of the season, posting 101 combined points in back-to-back weeks (45 at Washington, 56 at Oakland).

With a fifth seed guaranteed in the AFC playoffs and no chance for improving playoff seeding, Reid rested a number of starters and key players in the season finale at San Diego to give extra rest heading into the postseason. The team, led by QB Chase Daniel, took the San Diego Chargers to overtime in San Diego, but eventually fell short of a victory after a 36-yard K. Nick Novak field goal marked the difference in the extra period.

2014 — The Chiefs finished the regular season with an 11-5 record, marking the best finish since the club went 13-3 in 2003. It was the first playoff appearance for the team since the 2010 season, and Andy Reid became just the second coach in franchise history to lead the Chiefs to the playoffs in his first season at the helm, joining Herm Edwards who accomplished the feat in 2006.

In the AFC Wild Card Game at Indianapolis (1/4/14), the Chiefs offense picked up where it left off in the second half of the season. With RB Jamaal Charles lost to injury on the game's opening drive, QB Alex Smith put the team on his shoulders, setting a number of franchise postseason records. He finished the game completing 30 of 46 passes for 378 yards with four touchdowns and a 119.7 passer rating. WR Dwayne Bowe hauled in eight passes for 150 yards and a touchdown in the game. In the end, 44 total points was not enough as the Indianapolis Colts overcame a 21-point first-half deficit to win the game 45-44 and advance to the AFC Divisional round at New England.

Following the 11-5 season, the Chiefs sent a total of 10 players to the Pro Bowl in Hawaii, more than any other team in 2013: T Brandon Albert, S Eric Berry, RB Jamaal Charles, CB Brandon Flowers, LB Tamba Hali, LB Justin Houston, LB Derrick Johnson, PR Dexter McCluster, DT Dontari Poe and QB Alex Smith.

RB Jamaal Charles and S Eric Berry were named first-team All-Pro by the Associated Press following the season, while DT Dontari Poe, LB Tamba Hali and WR/PR Dexter McCluster were named second-team All-Pro.

Under the direction of Special Teams Coordinator Dave Toub, the team set an NFL record for kickoff return average, posting 29.9 yards per return, leading the league by more than 3.0 yards per return and breaking the old NFL record of 29.4 yards per return set by the 1972 Chicago Bears.

Following their first year leading the club, Reid was named the 2013 AFC Coach of the Year by the 101 Committee and Dorsey was named Executive of the Year by the Pro Football Writers of America.

In late July, the Chiefs returned to St. Joseph, Mo., for their fifth straight year of training camp at Missouri Western State University.

The club opened up the 2014 season 1-2 before hosting New England on Monday Night Football (9/29) to close out the month of September. The team featured its red-on-red uniforms for only the second time in team history. The Chiefs dominated the eventual Super Bowl Champions 41-14 in a game that featured a Guinness World Record for the loudest outdoor stadium, reaching 142.2 decibels and breaking the old record of 137.6 decibels set by Seattle Seahawks fans at Century Link Field in 2013. Three touchdowns in the contest from RB Jamaal Charles garnered him AFC Offensive Player of the Week honors.

SETTING A GUINNESS WORLD RECORD AGAIN

On Monday, Sept. 29, 2014, Kansas City defeated the New England Patriots 41-14, and Chiefs fans set a Guinness World Record for Loudest Crowd Roar at a Sports Stadium (Outdoors). Chiefs fans reached a peak decibel reading of 142.2 as Guinness World Records adjudicator Philip Robertson monitored the sound levels. The mark was set early in the contest while the club was on defense. The Arrowhead Stadium record passed the old record of 137.5 decibels and broke Seattle's record of 137.6.



Kansas City went into the bye week with a 2-3 record before a victory at San Diego (10/19) in which Charles broke Priest Holmes' franchise career rushing record of 6,070 yards on a 16-yard touchdown run. The win over the Chargers also began a five-game winning streak, culminating with a 24-20 victory at Arrowhead Stadium over the defending Super Bowl Champion Seattle Seahawks to improve to 7-3.

Following the Chiefs week 12 game at Oakland, S Eric Berry was diagnosed with Non-Hodgkin's lymphoma and was placed on the NFL list for the remainder of the season in order to begin his treatments. To support Berry's fight, Chiefs teammates designed *Be Bold, Be Brave, Be Berry* T-shirts for public purchase, with all proceeds going to the Leukemia & Lymphoma Society. In addition, Chiefs players and other players around the league also supported Berry's battle by wearing the T-shirts during pre-game warm-ups.

BE BOLD. BE BRAVE. BE BERRY

Before the Chiefs game at Arizona on Sunday, Dec. 7, 2014, a number of Cardinals players and coaches wore the "Be Bold. Be Brave. Be Berry." T-shirt in support of Chiefs safety Eric Berry, who was put on the non-football illness list after being diagnosed with Non-Hodgkin's lymphoma. Cardinals head coach Bruce Arians (below) also wore the shirt in support of the Chiefs Pro Bowl safety. In addition, Cardinals president Michael Bidwill made a \$10,000 donation to the Eric Berry Foundation, only further showing the fraternity



Heading into the final game of the regular season against San Diego (12/28), the club still had postseason aspirations. Chiefs starting QB Alex Smith was ruled out prior to the game with a spleen injury, which allowed QB Chase Daniel to start his first game with the club since the season finale in San Diego in 2013. Daniel completed 16 of 27 passes for 157 yards and led the Chiefs to a 19-7 victory to end the regular season. However, a Baltimore victory over Cleveland eliminated the Chiefs from playing in the postseason for the second consecutive season.

Off the field, the Chiefs made headlines when the NFL announced (11/6) that the club was selected to host a regular-season game overseas for the first time in franchise history. The Chiefs would take on the Detroit Lions in London on Nov. 1, 2015. The Week 8 contest was part of the NFL's International Series played at Wembley Stadium, one of three NFL games taking place in the United Kingdom in 2015.

Arrowhead Stadium played host to three college football games in 2014. Langston University took on Lincoln University on Sept. 6, while the NAIA Gridiron Challenge doubleheader (10/11) featured MNU (Kan.) vs. Missouri Valley and Baker University vs. Benedictine.

In the second year of the Reid-Dorsey era, the Chiefs finished with a 9-7 record, their second straight winning season. With 11 wins in 2013 and nine wins in 2014, Chiefs Head Coach Andy Reid's 20 total wins gave him the most wins by a coach in his first two seasons in team history, passing Marty Schottenheimer's 19-win total in 1989 and 1990. Reid's .625 (20-12) winning percentage also marks the best by a head coach in team history through his first two seasons.

After the season, a total of four Chiefs were voted and participated in the annual Pro Bowl: RB Jamaal Charles, LB Tamba Hali, LB Justin Houston and DT

Dontari Poe. All four players made return trips to the NFL's All-Star game after participating in 2013.

LB Justin Houston had one of the best single season performances in team history in 2014. Houston recorded 22.0 sacks, which led the league and also fell one sack short of passing Michael Strahan (22.5 sacks) for the most sacks in a single season in NFL history. The total also surpassed former Chiefs great Derrick Thomas' 20 sacks in 1990, a record that stood for more than 20 years. Houston was named to the 2014 AP All-Pro first team after the season.

The Chiefs went 4-0 against the AFC East in 2014, the third time in the last five years that the Chiefs have swept a division in one season (2010 - NFC West, 2013 - NFC East).

2015 — On Jan. 15, the Board of Governors at Missouri Western State University announced they had approved a contract amendment that will keep the summer training camp of the Kansas City Chiefs at the school in St. Joseph for three more years, through 2017.

It was announced on Jan. 31 that former Chiefs G Will Shields would be inducted into the Pro Football Hall of Fame. Shields becomes the 11th longtime member of the Kansas City Chiefs to be enshrined.

On the final day of February, the Committee of 101 hosted the 45th 101 Awards at the Westin Crown Center Hotel in Kansas City. It was announced that former cornerback Gary Green would be the 2015 inductee into the Chiefs Hall of Fame. Green, who earned All-Pro honors three consecutive years with the club (1981-83), is the 45th player to earn the coveted honor. The Committee also recognized Justin Houston as the winner of the Derrick Thomas Award, given to the team's most valuable player, and De'Anthony Thomas as the winner of the Mack Lee Hill Award, granted to the team's top rookie or first-year performer.

The Chiefs began free agency on Mar. 11 when they signed WR Jeremy Maclin. The former Eagles wide receiver spent the first four years of his career with Chiefs Head Coach Andy Reid in Philadelphia. The Chiefs also signed veteran free agents G Paul Fanaika and S Tyvon Branch and acquired G Ben Grubbs in a trade with New Orleans.

Arrowhead Stadium hosted its first non-Chiefs event in 2015 by holding an international friendly soccer match between Mexico and Paraguay on Mar. 31. Arrowhead Events LLC also hosted three concerts in the summer of 2015: the Rolling Stones – June 27; One Direction – July 28; Kenny Chesney – Aug. 1. The American Royal's World Series of Barbecue also moved to Arrowhead Stadium from Oct. 1-4, making it the biggest barbecue in Kansas City history. On Nov. 14, Arrowhead will serve as the site for the Missouri-BYU college football game. It was the first Division I college football game at Arrowhead since Missouri defeated Kansas in the Border Showdown in 2011.

The 2015 Chiefs got off to a hot start, winning all four of its preseason games for the first time since the four-game preseason schedule was installed in 1978 and the first time the club went undefeated in the preseason since 1969, when the team went 6-0 en route to winning Super Bowl IV.

After opening the season with a 27-20 victory in Houston (9/13), which saw rookie CB Marcus Peters record an interception on the very first pass and very first play he saw in his NFL career, the Chiefs and the NFL community received an enormous boost on Thursday Night Football when S Eric Berry made his Arrowhead Stadium return vs. Denver (9/17) for the first time since being diagnosed with Hodgkin's Lymphoma during the previous season. Additionally, Marcus Peters returned a Peyton Manning interception 55 yards for a touchdown, marking his second

interception in as many weeks in his rookie season. However, the contest against the Broncos was the first in a five-game losing streak for the Chiefs - with four of Kansas City's opponents advancing to the postseason.

Kansas City turned its season around against Pittsburgh (10/25) at Arrowhead, with the help of RB Charcandrick West - who was filling in for Jamaal Charles, who was lost for the season with a torn ACL - who rushed for 110 yards and a touchdown on the afternoon. The victory against the Steelers would turn out to be the beginning of a franchise-record 10-game winning streak for the Chiefs.

The Chiefs victory over the Steelers was followed up by a trip across the pond to face the Lions (11/1) at London's Wembley Stadium. Kansas City's 45-10 victory tied an International Series record for most points scored by one team. Following the bye week, Kansas City traveled to Denver (11/15) to face the Broncos, where they would secure the team's first victory in Denver since the final week of the 2011-12 season. Marcus Peters continued his stellar rookie campaign, picking off Broncos QB Peyton Manning's first attempt of the game. The lone bright spot for the Broncos came in the first quarter when Manning broke the NFL's record for career passing yards. Following the stoppage of play, Chiefs defenders intercepted Manning and backup quarterback Brock Osweiler four more times in the game, including an interception by Eric Berry, adding another great note to his already storybook return from Hodgkin's Lymphoma.

Kansas City's defeat of Denver was the third of 10-consecutive wins that would turn the season around after a rocky start. The 10-straight victories also set a franchise record for most victories to end a season, surpassing the previous mark of six, set in 1997. The streak helped the Chiefs finish 11-5 and earn a spot in the playoffs for the second time under Reid.

The Chiefs regular season saw players set numerous team and NFL records. QB Alex Smith threw 312 consecutive pass attempts without an interception, the second-longest streak in NFL history. In a Week Three matchup at Green Bay, LB Derrick Johnson broke Gary Spani's team record for most career tackles. Newcomer Jeremy Maclin set the Chiefs single-season record for most receptions by a wide receiver with 87 and rookie CB Marcus Peters set numerous records, including most interceptions by a rookie, with eight, most passes defended, with 26; his two interception returns for touchdowns tied a Chiefs rookie record and his 280 INT return yards were the most in franchise history and the ninth-most in NFL history. Additionally, Peters became the 14th rookie in club history to start all 16 games.

2016 — The Chiefs returned to Houston where they faced the Texans (1/9) in the first round of the AFC playoffs. The game got off to a blistering start when Knile Davis ran the opening kickoff back 106 yards for a touchdown. The 106-yard return was the longest in AFC Wild Card postseason history and the second-longest in NFL postseason history. Kansas City's defense forced five Houston turnovers in the game, en route to a 30-0 victory. Not only was it the first postseason victory by the Chiefs since 1994, it was the first shutout in the franchise's postseason history.

Kansas City then traveled to New England (1/16), where it fell to the Patriots 27-20, ending the most successful season in the Reid-Dorsey era in Kansas City.

Following the season, the Chiefs had six players - Eric Berry, Tamba Hali, Justin Houston, Derrick Johnson, Travis Kelce and Marcus Peters - in addition to the entire coaching staff, play in the Pro Bowl. The team also saw two of its defenders take home postseason honors, with Marcus Peters taking home the AP's Defensive Rookie of the Year Award as well as Eric Berry's courageous season and story be acknowledged with the NFL's Comeback Player of the Year award.

On March 5th, the Committee of 101 hosted the 46th 101 Awards at the Westin Crown Center Hotel in Kansas City. It was announced that former fullback Tony Richardson would be the 2016 inductee into the Chiefs Hall of Fame. Richardson, spent 11 years on Kansas City's roster rushed for 1,576 yards and recorded 1,298 receiving yards, including 24 total touchdowns during his tenure. The Committee also recognized S Eric Berry and QB Alex Smith as the first co-winners of the Derrick Thomas Award, given to the team's most valuable player, and CB Marcus Peters as the winner of the Mack Lee Hill Award, granted to the team's top rookie or first-year performer.

In the offseason the Chiefs continued to improve the team by resigning their own players, TE Travis Kelce, T Eric Fisher, RB Spencer Ware and RB Charcandrick West. The Chiefs also signed veteran T Mitchell Schwartz to anchor the right side of the offensive line.

Arrowhead Events LLC also hosted two concerts in the summer of 2016: Guns and Roses – July 29; Kenny Chesney – July 16.

After a 2-2 preseason record, the Chiefs opened their season at home with an overtime victory vs. the San Diego Chargers (9/11). After trailing 21-3 at halftime, the Chiefs stormed back scoring 17 points in the fourth quarter capped by a five yard touchdown run by RB Spencer Ware with 1:11 left on the clock to tie the game at 27. The Chiefs forced overtime, took the ball and on a third and two, QB Alex Smith ran the ball two yards up the middle to win the game 33-27. In week two the Chiefs would fall in Houston (9/18), but rebound in a big way week three vs. the Jets (9/25). The Chiefs intercepted six passes from QB Ryan Fitzpatrick en route to a 24-3 victory as CB Marcus Peters (2), S Eric Berry, LB Derrick Johnson, S Daniel Sorensen and CB D.J. White tallied picks. After losing to Pittsburgh in week four (9/25), Kansas City went into the bye week 2-2 before winning their next 10 of 12 games. Along the way the Chiefs beat the defending NFC Champion Carolina Panthers (11/13) on a game-winning field goal by K Cairo Santos. Santos' heroics were set up by a forced fumble by CB Marcus Peters after stripping WR Kelvin Benjamin with 29 seconds remaining. In week 12 for the first of two victories, the Chiefs beat the defending Super Bowl Champion Denver Broncos (11/27). K Cairo Santos again connected on an overtime game-winning field goal off the crossbar with five seconds left to win in dramatic fashion.

2017 — The Chiefs began the year and closed the season with a chance to capture their first AFC West division title since 2010 with a win against the San Diego Chargers (1/1). In the third quarter WR Tyreek Hill put the game out of reach by returning a P Drew Kaser punt 95 yards for a touchdown. With the Week 17 win the Chiefs finished with a 12-4 record, going 6-0 vs. divisional opponents and earned a first round bye in the playoffs.

For the second straight year the Chiefs competed in the AFC Divisional round of the playoffs, this time, hosting the Pittsburgh Steelers at Arrowhead Stadium (1/15). The Chiefs and Steelers battled, trading points throughout the game but ultimately the Chiefs fell, 18-16.

Following the season, the Chiefs had seven players - P Dustin Colquitt, S Eric Berry, TE Travis Kelce, WR Tyreek Hill, LB DJ Alexander, QB Alex Smith and CB Marcus Peters - in addition to the entire coaching staff, selected to participate in the Pro Bowl.

On February 26th, the Committee of 101 hosted the 47th 101 Awards at the Westin Crown Center Hotel in Kansas City. It was announced that former wide receiver Carlos Carson would be the 2017 inductee into the Chiefs Hall of Fame. Carson spent 10 years on Kansas City's roster recording 6,360 receiving yards, 352 career receptions and 33 total touchdowns during his tenure. The Chiefs also recognized S Eric Berry as the winner of the Derrick Thomas Award, given to the team's most valuable

player, and WR Tyreek Hill as the winner of the Mack Lee Hill Award, granted to the team's top rookie or first-year performer.

In the offseason the Chiefs continued to improve the team by resigning their own veteran players such as S Eric Berry, S Daniel Sorensen and G Laurent Duvernay-Tardif while adding free agents RB CJ Spiller and DL Bennie Logan.

On June 22, 2017 the Chiefs agreed to part ways with General Manager John Dorsey. On July 10, 2017, Chiefs hired General Manager Brett Veach, becoming the seventh General Manager in franchise history.

At the end of July, The Chiefs attended training camp at Missouri Western State University in St. Joseph for the eighth year in a row.

U2 was hosted by Arrowhead Events LLC, performing at Arrowhead Stadium on September 12.

After going .500 in the preseason, the club opened its season against the defending Super Bowl champions, The New England Patriots, in the opening game of the NFL season (9/7). Rookie RB Kareem Hunt scored three touchdowns (two receiving, one rushing) as the Chiefs defeated the Patriots 42-27. This sparked a 5-0 start to the season behind the leagues no. 1 offense in points scored.

Kansas City entered its bye week in Week 9 at 6-3. After close losses to the Giants, Bills and Jets, the club hosted Oakland in a crucial divisional match up. The Chiefs scored 26 unanswered points with rushing touchdowns from running backs Kareem Hunt and Charcandrick West and four field goals from K Harrison Butker. Kansas City defeated Oakland 26-15 and carried that momentum with a 30-13 victory over the Chargers the following week. Going into week 16 against Miami, the Chiefs needed one game to clinch the AFC West. QB Alex Smith threw for over 300 yards for the fifth time and the defense forced two fumbles on the way to a 29-13 victory and a second-straight AFC West title. In the final game of the regular season, Kansas City rested several players, which allowed players like rookie QB Patrick Mahomes to see the field. The rookies shined against Denver, as Mahomes threw for 284 yards, Hunt clinched the league rushing title and Butker hit the game-winning field goal as time expired.

Several Chiefs players stood out during the season, including QB Alex Smith who led the league in passer rating with 104.7, rookie RB Kareem Hunt led the league in rushing with 1,327 and rookie K Harrison Butker led the team in scoring with 142 points.

2018 — Kansas City hosted the Tennessee Titans in the Wild Card round of the playoffs (1/7). After a hard-fought game, the Chiefs lost in a close contest, 21-22.

At the end of the season, three Chiefs players were selected to the Pro Bowl: QB Alex Smith, RB Kareem Hunt, and WR/KR Tyreek Hill.

On February 24th, the Committee of 101 hosted the 48th 101 Awards at the Westin Crown Center Hotel in Kansas City. It was announced that former tight end Tony Gonzalez would be the 2018 inductee into the Chiefs Hall of Fame. Gonzalez spent 12 years on Kansas City's roster recording 10,940 receiving yards, 916 career receptions and 76 total touchdowns during his tenure. The Chiefs also recognized QB Alex Smith as the winner of the Derrick Thomas Award, given to the team's most valuable player, and RB Kareem Hunt as the winner of the Mack Lee Hill Award, granted to the team's top rookie or first-year performer.

The club started its offseason fast, signing WR Sammy Watkins and LB Anthony Hitchens on the first day of free agency. QB Alex Smith was traded to the Washington Redskins for CB Kendall Fuller and a 2018 third-round draft pick. CB Marcus Peters and a 2018 sixth-round pick were also moved to the Los Angeles Rams for 2018 fourth-round and 2019 second-round draft picks.

CHIEFS LOGO HISTORY



An Inspiration



Texans Helmet



1960

During the team's three-year stint as the American Football League's Dallas Texans from 1960-62, the club's helmet logo featured the state of Texas in white with a gold star situated on the club's home base in Dallas. Founder Lamar Hunt "borrowed" that concept from the '52 Dallas Texans, a totally-unrelated NFL franchise that spent one undistinguished season playing in the Lone Star State before resurfacing as the Baltimore Colts in '53.

Prior to the inaugural AFL season in '60, Hunt's Texans were represented by a whirling, spur-clad, 10-gallon-hat-wearing character that was featured on various promotional items. That logo eventually gave way to a more polished football-toting gunslinger set over the state of Texas, a design created by Bob Taylor, a cartoonist for the now-defunct *Dallas Times-Herald*. Although never part of the club's uniform, Taylor's updated Texans logo adorned everything from the club's stationery to the billboard outside the team's offices.

When the franchise moved to Kansas City in '63, Taylor was commissioned to produce a new logo that remained strikingly similar to his original incarnation. Taylor's new rendition featured a Native American figure running with the same stride and holding the pigskin in the same manner as the gunslinger with the states of Missouri, Kansas, Nebraska, Oklahoma, Iowa and Arkansas serving as his backdrop. This logo was utilized prominently during the '60s and was affixed to the club's Swope Park headquarters on 63rd Street before the club moved to Arrowhead in '72.

A new design for the Chiefs helmet logo was also in order upon the franchise's move to Mid-America. Hunt went back to the drawing board, seeking to give his franchise a logo that would once again provide an easily-recognizable link to its home locale. Hunt's initial sketches, some of which were done on a napkin on a flight from Dallas to Kansas City, began with an interlocking "KC" inside a circle or an oval. That look was eventually refined to feature those intertwined letters inside an arrowhead. The resulting finished product remains one of the most distinctive logos in all of sports and has been proudly utilized by the team for more than 50 years.



1960-62



Circa 1960s



1963-present



1959 — At one of the initial organizational meetings of the American Football League in late '59 – before the teams even had any players or coaches – the AFL owners choose their team colors. Lamar Hunt desires Columbia Blue and Orange for his Dallas Texans franchise. But before Hunt or any other owner can make a selection, Houston's Bud Adams claims Columbia Blue for his Oilers franchise. Hunt reverts to Red and Gold for the Texans, which remains the primary color scheme for the Chiefs to this day.



Lamar Hunt greets Bud Adams - sporting a "Columbia Blue" blazer - prior to the '62 AFL Championship Game. Hunt would lose the battle for "Columbia Blue," but his Texans would beat the Oilers in double OT for the '62 AFL title.

1960-62 — The Texans take the field for the AFL's inaugural season in '60 sporting red helmets with gray facemasks. The helmet features the state of Texas in white with a gold star situated on Dallas. Home jerseys are solid red featuring white numerals, white "TV" numerals on the sleeves and white lettering, all trimmed in gold. Road jerseys are white with red numerals, red "TV" numerals on the sleeves and red lettering, all of which are bordered by thin gold trim. Both jerseys are a cloth design, featuring three-quarter sleeves with stitched "tackle twill" numerals and letters. The team wears white pants featuring vertical stripes of red, gold and red. Socks are red on top, white on the bottom with alternating stripes at the calf of white, red, gold, red and white. Although several minor changes are made to the stripe width over the years, the primary sock design remains relatively consistent to the present day.



Texans Helmet



Texans DT Jerry Mays (75) and QB Len Dawson (16) pose along with head coach Hank Stram in '65 sporting the home jerseys the club wore from '60-67. Note the rolled-up sleeves and the barely visible gold trim.

1963-67 — The Texans move to Kansas City in '63. Hunt and Head Coach Hank Stram initially plan on calling the relocated team the "Kansas City Texans." However, General Manager Jack Steadman wisely convinces the duo to change the franchise's nickname to "Chiefs." The club's uniform remains virtually unchanged, with the exception of the helmet logo. The state of Texas is replaced on the headgear by a design originally sketched by Hunt on a napkin. Hunt's inspiration for the interlocking "KC" design was the "SF" inside of an oval on San Francisco's helmets. Kansas City's overlapping initials appear inside a white arrowhead instead of an oval and are surrounded by a thin black outline. The result is one of the most distinctive helmets in all of football.

1968 — The most dramatic changes to the Chiefs uniform come in '68. Head Coach Hank Stram prefers more red in the club's road attire and orders red pants to go with the team's white road jerseys. Stram asserts that the red pants will match the red numerals on the white road jerseys. While Stram's fashion sense is never in question, some in the organization theorize that the superstitious Stram really wants to part ways with the white pants because the club lost Super Bowl I while wearing them. No matter the logic, the white pants are not seen again during the Stram era. The club's new red pants feature alternating vertical stripes of white, red, gold, red and white and are paired with predominantly white socks that feature striping of red, gold and red at the calf. Alterations are also made to the club's jerseys at this time. Sleeves are shortened from three-quarter length to their present-day short-sleeve status. Stripes are also introduced on the bottom of the sleeves, where they still reside. Red jerseys feature white, gold and white stripes on the sleeves, while the club's white jerseys receive red, gold and red stripes.

1969 — Following a victory in the AFL Championship Game, Stram orders new red jerseys to be worn in Super Bowl IV and they are delivered just days before the game. Stram also directs Equipment Manager Bobby Yarborough to have all the helmets repainted before the Super Bowl but relents after players insist on wearing their "battle-scarred" headgear. The "AFL-10" patch worn on the left shoulder of Kansas City's jerseys in Super Bowl IV is the collaborative effort of AFL President Milt Woodard and longtime AFL fan Angelo Coniglio. During the entire '69 season, all NFL teams wear an "NFL-50" patch which commemorates the NFL's 50th Anniversary season. At the suggestion of Coniglio, Woodard



AFL-10 Patch

counters by designing and implementing a patch of his own to celebrate the 10-year existence of the AFL, which is proudly worn by the Chiefs on behalf of the entire AFL in their 23-7 victory vs. Minnesota (1/11/70).

1970 — Following Super Bowl IV, the team's cloth jerseys dating back to the franchise's days in Dallas give way to a more breathable mesh fabric. Heat-transfer numerals and letters replace sewn-on "tackle twill" characters. The style of the numerals and letters changes slightly. The characters decrease in size, while the gold trim around both the numerals and letters expands to become more visible. Jersey numerals remain this size before eventually returning to larger proportions in the early '80s.

1974 — The club's facemask changes from gray to white. A change in manufacturers results in a slightly smaller arrowhead logo on the helmet with a thicker black border compared to the design of the '60s.

DT Buck Buchanan displays the club's road uniform of the '70s. Note the white facemask, red pants and heat-transfer numerals.



1979-80 — During the Marv Levy era, the club experiments with white jerseys and red pants at home. Several other NFL teams - most notably Dallas - had adopted the practice of wearing white at home. The fact that Lamar Hunt's hometown team had popularized the practice may have led the Chiefs Founder to depart from the club's

traditional home uniform configuration. However, the trial is short-lived and by '81, the club reverts back to its traditional red jersey, white pants arrangement at Arrowhead.



QB Steve Fuller was part of a Chiefs squad that wore white jerseys at home for a brief stretch during the Marv Levy era.

1983 — The Chiefs wear a circular patch on their left upper chest bearing a gold eagle and the number 37 in memory of RB Joe Delaney who drowned on June 29th in Monroe, La., after trying to save the lives of three youngsters.



Joe Delaney Patch

1984 — The original eight American Football League teams all wear circular "Silver Anniversary" patches on the upper left chest of their jerseys commemorating the 25th anniversary of the AFL and their respective franchises.



Kansas City's patch features the Chiefs helmet and the AFL logo.

Silver Anniversary Patch

1989 — The arrival of Head Coach Marty Schottenheimer signals the club's most dramatic uniform change in over 20 years. Schottenheimer asks and receives permission from Hunt to revert back to white pants on the road, a "white-on-white" look that had not been utilized by the Chiefs since '67. White belts also return to the club's pants after using red belts at various periods of the '70s and '80s. Kansas City reintroduces the white pants at Denver (9/10/89) and maintains this look on the road through the '99 season.

1991 — A sticker bearing the American Flag adorns the back of all NFL helmets to honor troops fighting in the Gulf War. The NFL Shield becomes a standard part of all NFL uniforms, appearing on the back of helmets, on the "v" of jerseys and on the left hip of pants.

1992 — The club wears a black panel with the white initials "WWD" on the upper left chest of its jersey in memory of Director of Player Personnel Whitey Dovell, who passed away on May 11th. The team also paints the number "86" on the field at Arrowhead Stadium to honor the memory of Hall of Fame DT Buck Buchanan, who passed away on July 16th.



WWD Patch


1994 — Solid fabric jerseys complete with "tackle twill" numerals and letters return, taking the place of mesh jerseys and heat-transfer characters. All NFL teams wear "NFL Diamond Anniversary" patches on their left upper chest in honor of the league's 75th season. The Chiefs also wear a "35th Anniversary" patch on their right upper chest in celebration of the franchise's 35th season. The patch features the AFL, Texans and Chiefs logos. It marks the first time in team history the club has worn two different patches in the same season. Kansas City also wears "Throwback"



75th Anniversary Patch



35th Anniversary Patch



RB Marcus Allen (32), DE Neil Smith (90), T John Alt (76), QB Joe Montana (19) and LB Derrick Thomas (58) represented the Chiefs in the Pro Bowl following the '93 season. These '94 jerseys were

the first uniforms in team history to feature a pair of commemorative patches. Note that Smith, Alt and Thomas have made their own "fashion statements" by rolling up their sleeves. Three members of this quintet (Allen, Montana and Thomas) are in the Pro Football Hall of Fame, while Alt and Smith are all enshrined in the Chiefs Hall of Fame.

uniforms – replicas of the club's '63 attire – for games at Atlanta (9/18/94) and vs. St. Louis (9/25/94).

1999 — The club wears a "40th Anniversary" patch in honor of the franchise's 40th season. The patch features the AFL and Chiefs logos.



40th Anniversary Patch

2000 — The Chiefs wear a circular sticker bearing the number "58" on the back of their helmets in memory of LB Derrick Thomas, who passed away on February 8th. Ever mindful of Stram's legacy and the franchise's glory days, Head Coach Gunther Cunningham receives Hunt's blessing to revert back to the red pants on the road. The resurrected red pants debut in a 23-22 win at Denver (9/24/00) and remain part of the club's road attire.



58 Sticker

2001 — A sticker bearing the American Flag returns to the back of all NFL helmets following the terrorist attacks of September 11th. The flag reappears on Chiefs helmets vs. the N.Y. Giants (9/23/01) and remains there to this day.



U.S. Flag Sticker

2002 — The Chiefs wear a "40th Anniversary in Kansas City" patch vs. Oakland (10/27/02), commemorating the franchise's 40th season in Mid-America. "The Scout" - Kansas City's most recognizable civic icon - is prominently featured on the patch along with Kansas City's downtown



40th Anniversary in KC Patch


skyline. The NFL Equipment Shield replaces the NFL Shield on jerseys and pants.

2004 — The Chiefs wear a "40" decal on their helmets vs. Carolina (9/19/04) in honor of former Arizona Cardinals S Pat Tillman. Tillman left the Cardinals prior to the 2002 season and became a member of the elite Army Ranger unit. He was killed in the line of duty serving his country in Afghanistan on April 22, 2004.



Pat Tillman Sticker

2005 — The Chiefs wear a circular sticker on their helmets all season bearing the initials "HS" in honor of Hall of Fame Head Coach Hank Stram who passed away on July 4th. Stram compiled a 124-76-10 regular season record as the head coach of the Dallas Texans and the Kansas City Chiefs from '60-74. He guided the franchise to four AFL titles, two Super Bowl appearances and a victory in Super Bowl IV. One of the most distinguished gentlemen and unique



Hank Stram Sticker



Fútbol Americano Sticker

personalities in pro football history, Stram's legacy was remembered all season with the "HS" decal. All NFL teams wear a "Fútbol Americano" decal on their helmets on the weekend of October 2nd to mark the NFL's first regular season game played outside of the United States. Arizona defeated San Francisco by a 31-14 margin in that contest played at Mexico City's Estadio Azteca.

2006 — The Chiefs wear white jerseys and white pants on Opening Day vs. Cincinnati (9/10) in an effort to make the Bengals wear their dark uniforms on a potentially hot and muggy day. It marks the first time that even Founder Lamar Hunt can recall the club wearing the white-on-white uniform combination at home. The most recent time the club had dressed in such attire was in a road contest at Seattle (12/26/99). It was also the first time that the Chiefs had donned white jerseys at home since '80. While the premise is sound, the weather conditions aren't a factor in the contest with a kickoff temperature of 67 degrees under cloudy skies.

After the passing of Hunt on December 13th, the Chiefs utilize a helmet decal for the remainder of the season bearing the initials "LH" to honor the franchise's Founder.



Lamar Hunt Sticker

Kansas City first wears the helmet decal at San Diego (12/17). The club also reverts to the white jersey/white pants combination for its final two regular season road games and its postseason contest at Indianapolis (1/6/07). The move is in part to honor Hunt, who appreciated the “classic” look of that uniform combination.

2007 — Clark Hunt commissions a patch that the Chiefs wore on their uniforms in 2007 to honor his father’s memory. The design of the patch is historically significant. The patch prominently features the American Football League logo to serve as a reminder of Hunt’s formation of the AFL and the lasting impact the American Football League has made on the game of professional football. True to Hunt’s humble spirit, the letters “LH” are subtly displayed on the patch, symbolizing the fact that the Chiefs Founder always put the best interests of the league ahead of his own. The patch is affixed on the left chest of both Kansas City’s home and away jerseys, meaning this piece of woven symbolism will always be over the heart of every Chiefs player. Beginning with a game vs. San Diego (12/2/07), the Chiefs and other NFL teams wear a #21 on their helmets for the final five games of the season to honor Washington Redskins S Sean Taylor. Taylor, who was coming off a Pro Bowl season in 2006 was killed in his home in Miami on November 26th.



Lamar Hunt Patch



Sean Taylor Sticker

2008 — On January 31st, Clark Hunt announces that the Lamar Hunt patch will become a permanent part of the Chiefs uniform, beginning with the 2008 NFL season. All NFL teams wear a patch to honor the late Hall of Fame G Gene Upshaw on Kickoff Weekend. The former Executive Director of the NFL Players Association passed away on August 20th. Beginning with the Chiefs contest the following week vs. Oakland (9/14), a decal bearing Upshaw’s initials is worn on all helmets for the remainder of the season.



Gene Upshaw Sticker

2009 — On April 14th, the Chiefs unveil their “50th Anniversary” patch that was worn on the club’s jerseys for 13 games in 2009. The patch features a gold 50, as well as a Chiefs logo and an outline of the State of Texas, representing the only two logos that have ever appeared on the



50th Anniversary Patch

franchise’s helmets. Kansas City wears replicas of the club’s ’62 Dallas Texans attire for AFL Legacy Games vs. Dallas (10/11), vs. San Diego (10/25) and at Oakland (11/15). The look is completed with replica Texans helmets that feature gray facemasks and a Texas-shaped decal with a gold star on Dallas. Jerseys for these three AFL Rivalry games feature a special “AFL 50th Anniversary” patch, featuring the original American Football League logo.



AFL 50th Anniversary Patch

2012 — On April 3rd, Nike became the National Football League’s exclusive maker of licensed on-field apparel. With the transition to Nike, the club made a few changes to the looks of the traditional Chiefs uniforms. The numbers on the new uniforms moved from the jersey sleeve to the top of the shoulder while the traditional stripe on the sleeve increased in thickness.

2013 — As a sign of new energy at Arrowhead Stadium, Head Coach Andy Reid receives permission from Chairman and CEO Clark Hunt to have the team wear red pants with its home red tops in the 2013 home opener against Dallas (9/15). It marks the first time in franchise history that the team wore the red-on-red uniform combination. For the team’s postseason game at Indianapolis (1/4), the Chiefs captains donned “C” patches on their jerseys.

2015 — For the team’s final four regular season games, the Chiefs wore white jerseys with white pants and red socks for the first time since 1994. It was the first time the team wore white pants and white jerseys in the regular season since Week 10 in 2012. The Chiefs also brought back the “C” patches for the two postseason games for the first time since



Chiefs S Eric Berry enters the field in the Chiefs all-red home uniforms during player introductions prior to kickoff.

“I love the red-on-red, that was a big deal. It was a surprise. Coach came in with a picture of it and we were so excited when we found out we were wearing all red. I think that added a little more energy to us coming out and playing,” Berry said after the game.

RED-ON-RED UNIFORM HISTORY

Date	Opponent	Result
9/15/13	vs. Dallas	W, 17-16
9/29/14	vs. New England	W, 41-14
11/30/14	vs. Denver	L, 29-16
9/17/15	vs. Denver	L, 31-24
12/8/16	vs. Oakland	W, 21-13
10/19/17	@ Oakland	L, 30-31
12/16/17	vs. L.A. Chargers	W, 30-13



Lamar Hunt left an indelible mark on professional football. While Hunt made many lasting contributions to the game, part of his legacy will be his “accidental” naming of pro football’s most important contest, the Super Bowl. As the story has been told and retold over the years, some of the facts have gotten lost along the way. Here are some of the most important elements of the tale in how the Super Bowl got its name...

- After the AFL-NFL merger was announced in June of 1966, Commissioner Pete Rozelle appointed a committee consisting of himself, Lamar Hunt (Kansas City), Tex Schramm (Dallas) and two other owners from each league (AFL & NFL) to firm up the details of the merger agreement.



Pete Rozelle and Lamar Hunt both played pivotal roles in shaping professional football.

- At one of those initial merger meetings, there was a discussion about the date of the game. As the committee discussed the championship game (which ultimately became referenced as the Super Bowl), there was some confusion on whether the parties were discussing the respective AFL and NFL title games or the game between the two leagues. It was then that Hunt first recalled saying, “You know, the last game, the final game . . . the Super Bowl.”
- The “inspiration” for Hunt’s whimsical suggestion was the high-bouncing “Super Ball” produced by the Wham-O company. Lamar’s wife, Norma, had previously purchased one for each of the Hunt children (Lamar, Jr., Clark and Sharron) and the toy had become somewhat of a craze in the Hunt household and many other homes across the country.
- Hunt was later quoted as saying, “Nobody ever said let’s make that the name of the game. Far from it, we all agreed it was far too corny to be the name of the new title game.”
- In a letter from Hunt to Rozelle on July 25, 1966, Hunt urged the commissioner to “coin a phrase” for the title game between the two leagues. In the letter, Hunt said, “I have kiddingly called it the Super Bowl, which can obviously be improved upon.”
- Rozelle agreed with Hunt’s suggestion since he had a particular disdain for the term “super.” According to longtime NFL executive Don Weiss, Rozelle was a former PR man who had a keen appreciation of grammar. In Rozelle’s

book, “super” was the equivalent of “gee whiz” or “neat.” He believed that the term “Super Bowl” had no sophistication whatsoever.

- Rozelle was initially inclined to call the game the “Pro Bowl,” but that moniker was already assigned to the NFL’s annual all-star contest.
- In the years leading up to the merger, many members of the media had billed a possible championship match-up between the two rival leagues as a “World Series of Football,” but Rozelle clearly did not want to have his game associated with baseball.
- After much consternation and debate, Rozelle eventually dubbed the title contest between the two leagues as “The AFL-NFL World Championship Game.” However, Hunt’s whimsical, off-the-cuff comment had taken root. In the weeks leading up to the game, headline writers had already adapted Hunt’s two-word title over the much more verbose official moniker for the game. The TV networks billed the game as “Super Sunday” and even NFL Films tagged their film reels as being designated for the “Super Bowl.”
- After the first two “AFL-NFL World Championship Games,” the term “Super Bowl” was officially adopted by Commissioner Rozelle and the NFL. The first game to officially be designated as the Super Bowl at the time it was played was Super Bowl III between the AFL’s Jets and the NFL’s Colts. The first two championship games were retroactively named Super Bowls I & II.



Hank Stram and Vince Lombardi exchange pleasantries prior to Super Bowl I.

Note: Information and accounts from various sources were used in this synopsis, including an article from the Super Bowl XL game program by Michael MacCambridge entitled: “The Start of Something Super.”

HEAD COACHING HISTORY



Andy Reid

Hired: January 4, 2013

Chiefs Head Coach: 6th Season

NFL Head Coach: 20th Season

Chiefs Reg. Season Record: 53-27 (.663)

Chiefs Postseason Record: 1-4 (.200)

NFL Reg. Season Record: 183-120-1 (.604)

NFL Postseason Record: 11-13 (.458)

Total NFL Record: 194-133-1 (.591)



Hank Stram

1960-74
124-76-10 (.614)




Paul Wiggin

1975-77
11-24-0 (.314)



Tom Bettis

1977
1-6-0 (.143)



Marv Levy

1978-82
31-42-0 (.425)



John Mackovic

1983-86
30-34-0 (.469)



Frank Gansz

1987-88
8-22-1 (.274)



Marty Schottenheimer

1989-98
101-58-1 (.634)



Gunther Cunningham

1999-00
16-16-0 (.500)



Dick Vermeil

2001-05
44-36-0 (.550)



Herm Edwards

2006-08
15-33-0 (.313)



Todd Haley

2009-11
19-26-0 (.422)



Romeo Crennel

2011-2012
4-15-0 (.210)



Preseason (2-2)

8/11	L	17-27	SAN FRANCISCO	69,706
8/19	W	30-12	at Cincinnati	47,714
8/25	L	13-26	at Seattle	68,541
8/31	W	30-6	TENNESSEE	60,213

Regular Season (10-6)

9/7	W	42-27	at New England	65,878
9/17	W	27-20	PHILADELPHIA	74,971
9/24	W	24-10	at L.A. Chargers	25,386
10/2	W	29-20	WASHINGTON	74,587
10/8	W	42-34	at Houston	71,835
10/15	L	13-19	PITTSBURGH	76,994
10/19	L	30-31	at Oakland	55,090
10/30	W	29-19	DENVER	76,573
11/5	L	17-28	at Dallas	93,273
11/19	L	9-12	at N.Y. Giants	76,363
11/26	L	10-16	BUFFALO	74,929
12/3	L	31-38	at N.Y. Jets	77,562
12/10	W	26-15	OAKLAND	74,461
12/16	W	30-13	L.A. CHARGERS	75,011
12/24	W	29-13	MIAMI	65,325
12/31	W	27-24	at Denver	75,928

AFC Wild Card Playoff Game

1/6	L	21-22	TENNESSEE	73,319
-----	---	-------	-----------	--------

REGULAR STARTERS

OFFENSE

WR	Tyreek Hill
LT	Eric Fisher
LG	Bryan Witzmann
C	Mitch Morse
RG	Laurent Duvernay-Tardif
RT	Mitchell Schwartz
TE	Travis Kelce
TE	Demetrius Harris
WR	Demarcus Robinson
QB	Alex Smith
RB	Kareem Hunt
K	Harrison Butker

DEFENSE

LE	Chris Jones
NT	Bennie Logan
RE	Allen Bailey
LOLB	Frank Zombo
LILB	Reggie Ragland
RILB	Derrick Johnson
ROLB	Justin Houston
LCB	Marcus Peters
RCB	Terrance Mitchell
SS	Daniel Sorensen
FS	Ron Parker
P	Dustin Colquitt

PRO BOWLERS IN BOLD

AMERICAN
CONFERENCE

West Division

	W	L	T	Pct.
Kansas City	10	6	0	.625
L.A. Chargers	9	7	0	.563
Oakland	6	10	0	.375
Denver	5	11	0	.313

North Division

	W	L	T	Pct.
Pittsburgh	13	3	0	.813
Baltimore	9	7	0	.563
Cincinnati	7	9	0	.438
Cleveland	0	16	0	.000

East Division

	W	L	T	Pct.
New England	13	3	0	.813
Buffalo	10	6	0	.563
Miami	6	10	0	.375
N.Y. Jets	5	11	0	.313

South Division

	W	L	T	Pct.
Jacksonville	10	6	0	.625
Tennessee	9	7	0	.563
Indianapolis	8	8	0	.250
Houston	4	12	0	.250

NATIONAL
CONFERENCE

West Division

	W	L	T	Pct.
L.A. Rams	11	5	0	.688
Seattle	9	7	0	.563
Arizona	8	8	0	.500
San Francisco	6	10	0	.375

North Division

	W	L	T	Pct.
Minnesota	13	3	0	.813
Detroit	9	7	0	.563
Green Bay	7	9	0	.438
Chicago	5	11	0	.313

East Division

	W	L	T	Pct.
Philadelphia	13	3	0	.813
Dallas	9	7	0	.563
Washington	7	9	0	.438
N.Y. Giants	3	13	0	.188

South Division

	W	L	T	Pct.
New Orleans	11	5	0	.688
Carolina	11	5	0	.688
Atlanta	10	6	0	.625
Tampa Bay	5	11	0	.313

AFC Championship: New England 24, Jacksonville 20

NFC Championship: Philadelphia 38, Minnesota 7

Super Bowl LII: Philadelphia 41, New England 33

TEAM STATISTICS

	CHIEFS	OPP.
TOTAL FIRST DOWNS	322	352
Rushing	95	112
Passing	198	204
Penalty	29	36
3rd Down: Made/Att	78/199	83/207
3rd Down Pct.	39.2	40.1
4th Down: Made/Att	3/10	9/17
4th Down Pct.	30.0	52.9
TOTAL NET YARDS	6,007	5,842
Avg. Per Game	375.4	365.1
Total Plays	985	1,044
Avg. Per Play	6.1	5.6
NET YARDS RUSHING	1,903	1,890
Avg. Per Game	118.9	118.1
Total Rushes	405	443
NET YARDS PASSING	4,104	3,952
Avg. Per Game	256.5	247.0
Sacked/Yards Lost	37/222	31/179
Gross Yards	4,326	4,131
Att./Completions	543/363	570/325
Completion Pct.	66.9	57.0
Had Intercepted	8	16
PUNTS/AVERAGE	65/45.2	72/42.6
NET PUNTING AVG.	65/41.1	72/37.6
PENALTIES/YARDS	118/1044	107/864
FUMBLES/BALL LOST	14/3	19/10
TOUCHDOWNS	42	39
Rushing/Passing	12/26	15/23
Defensive/Kicking Game	4	1
TIME OF POSSESSION	30:39	29:21

SCORE BY PERIODS	1	2	3	4	OT	Total
CHIEFS TOTAL	84	116	91	124	0	415
OPPONENTS	77	82	70	107	3	339

INDIVIDUAL STATISTICS

PASSING

	Att.	Cmp.	Yds.	Pct.	TD	Int	LG	Rating
Smith	505	341	4,042	67.5	26	5	79t	104.7
Mahomes	35	22	284	62.9	0	1	51	76.4
Kelce	1	0	0	0.0	0	1	--	0.0
Hill	1	0	0	0.0	0	1	--	0.0
Bray	1	0	0	0.0	0	0	--	0.0
CHIEFS TOTAL	543	363	4,326	66.9	26	8	80t	100.8
Opp. Total	570	325	4,131	57.0	23	16	69	81.5

PASS RECEIVING

	No.	Yds.	Avg.	LG	TD
Kelce	83	1,028	12.5	44	8
Hill	75	1,183	15.8	79t	7
K. Hunt	53	455	8.6	78t	3
Wilson	42	554	13.2	63t	3
West	27	150	5.6	25	2
Robinson	21	212	10.1	33	0
Harris	18	224	12.4	51	1
Thomas	14	143	10.2	57t	2
Conley	11	175	15.9	35	0
Sherman	6	47	7.8	11	0
Travis	5	47	8.6	18	0
A. Hunt	4	31	7.8	20	0
Charles	2	53	26.5	35	0
Chesson	2	18	9.0	10	0

CHIEFS TOTAL	363	4,326	11.9	79t	26
Opp. Total	325	4,131	12.7	69	23

RUSHING

	No.	Yds.	Avg.	LG	TD
K. Hunt	272	1,327	4.88	69t	8
Smith	60	355	5.92	70	1
West	18	72	4.0	21t	2
Hill	17	59	3.47	16	0
Sherman	14	40	2.5	9	1
A. Hunt	8	23	2.88	11	1
Mahomes	7	10	1.43	5	0
Kelce	2	7	0.5	4	0
Wilson	3	6	0.5	6	0
Thomas	1	4	0.3	4	0
Spiller	2	0	0.0	1	0
Bray	1	0	0.0	0	0

CHIEFS TOTAL	405	1,903	4.70	70	12
Opp. Total	443	1,890	4.27	27	15

TEAM LEADERS

Scoring: Harrison Butker	142 pts; 28 PATs, 38 FGs
INTs: Marcus Peters	6-63 yds.
Tackles: Daniel Sorensen	88 (66 solo)
Sacks: Justin Houston	9.5 (54.0)
Punting: Dustin Colquitt	65-0, 2,936 yds., 45.2 avg., 29 in 20, 77 LG
Punt Returns: Tyreek Hill	25-205 yds., 8.2 avg., 1 TDs
Kickoff Returns: Akeem Hunt	25-611 yds., 24.4 avg., 0 TD





Preseason (2-2)

8/13	L	34-19	SEATTLE	69,816
8/20	L	14-13	at Los Angeles Rams	80,782
8/27	W	34-10	at Chicago	61,681
9/1	W	24-17	GREEN BAY	70,155

Regular Season (12-4)

9/11	W	33-27 OT	SAN DIEGO	73,238
9/18	L	12-19	at Houston	71,890
9/25	W	24-3	N.Y. JETS	71,587
10/2	L	14-43	at Pittsburgh	61,278
10/16	W	26-10	at Oakland	54,211
10/23	W	27-21	NEW ORLEANS	76,282
10/30	W	30-14	at Indianapolis	65,417
11/6	W	19-14	JACKSONVILLE	73,294
11/13	W	20-17	at Carolina	74,181
11/20	L	17-19	TAMPA BAY	72,277
11/27	W	30-27	at Denver OT	76,819
12/4	W	29-28	at Atlanta	69,879
12/8	W	21-13	OAKLAND	75,191
12/18	L	17-19	TENNESSEE	68,084
12/25	W	33-10	DENVER	76,671
1/1	W	37-27	at San Diego	54,915

AFC Divisional Playoff Game

1/15	L	16-18	PITTSBURGH	75,678
------	---	-------	------------	--------

REGULAR STARTERS

OFFENSE		DEFENSE	
WR	Jeremy Maclin	LE	Jaye Howard
LT	Eric Fisher	NT	Dontari Poe
LG	Zach Fulton	RE	Chris Jones
C	Mitch Morse	LOLB	Dee Ford
RG	Laurent Duvernay-Tardif	LILB	Derrick Johnson
RT	Mitchell Schwartz	RILB	Ramik Wilson
TE	Travis Kelce	ROLB	Frank Zombo
TE	Demetrius Harris	LCB	Marcus Peters
WR	Chris Conley	RCB	Steven Nelson
QB	Alex Smith	SS	Eric Berry
RB	Spencer Ware	FS	Ron Parker
K	Cairo Santos	P	Dustin Colquitt

PRO BOWLERS IN BOLD

AMERICAN
CONFERENCE

West Division

	W	L	T	Pct.
Kansas City	12	4	0	.750
Oakland	12	4	0	.750
Denver	9	7	0	.563
San Diego	5	11	0	.313

North Division

	W	L	T	Pct.
Pittsburgh	11	5	0	.688
Baltimore	8	8	0	.500
Cincinnati	6	9	1	.406
Cleveland	1	15	0	.063

East Division

	W	L	T	Pct.
New England	14	2	0	.875
Miami	10	6	0	.625
Buffalo	7	9	0	.438
N.Y. Jets	5	11	0	.313

South Division

	W	L	T	Pct.
Houston	9	7	0	.563
Tennessee	9	7	0	.563
Indianapolis	8	8	0	.500
Tennessee	3	13	0	.188

NATIONAL
CONFERENCE

West Division

	W	L	T	Pct.
Seattle	10	5	1	.656
Arizona	7	8	1	.469
Los Angeles	4	12	0	.250
San Francisco	2	14	0	.125

North Division

	W	L	T	Pct.
Green Bay	10	6	0	.625
Detroit	9	7	0	.563
Minnesota	8	8	0	.500
Chicago	3	13	0	.188

East Division

	W	L	T	Pct.
Dallas	13	3	0	.813
N.Y. Giants	11	5	0	.688
Washington	8	7	1	.531
Philadelphia	7	9	0	.438

South Division

	W	L	T	Pct.
Atlanta	11	5	0	.688
Tampa Bay	9	7	0	.563
New Orleans	7	9	0	.438
Carolina	6	10	0	.375

AFC Championship: New England 36, Pittsburgh 17

NFC Championship: Atlanta 44, Green Bay 21

Super Bowl LI: New England 34, Atlanta 28 (OT)

TEAM STATISTICS

	CHIEFS	OPP.
TOTAL FIRST DOWNS	305	342
Rushing	86	102
Passing	197	209
Penalty	22	31
3rd Down: Made/Att	81/213	96/222
3rd Down Pct.	38.0	43.2
4th Down: Made/Att	10/14	10/20
4th Down Pct.	71.4	50.0
TOTAL NET YARDS	5,488	5,896
Avg. Per Game	343.0	368.5
Total Plays	990	1,063
Avg. Per Play	5.5	5.5
NET YARDS RUSHING	1,748	1,938
Avg. Per Game	109.3	121.1
Total Rushes	412	437
NET YARDS PASSING	3,740	3,958
Avg. Per Game	233.8	247.4
Sacked/Yards Lost	32/174	28/162
Gross Yards	3,914	4,120
Att./Completions	546/365	598/350
Completion Pct.	66.8	58.5
Had Intercepted	8	18
PUNTS/AVERAGE	76/45.1	69/44.6
NET PUNTING AVG.	40.7	34.2
PENALTIES/YARDS	109/848	109/797
FUMBLES/BALL LOST	18/9	27/15
TOUCHDOWNS	42	34
Rushing/Passing	15/19	10/23
Defensive/Kicking Game	8	1
TIME OF POSSESSION	29:59	30:01

SCORE BY PERIODS	1	2	3	4	OT	Total
CHIEFS TOTAL	88	117	61	111	12	389
OPPONENTS	76	103	44	85	3	311

INDIVIDUAL STATISTICS

PASSING

	Att.	Cmp.	Yds.	Pct.	TD	Int	LG	Rating
Smith	489	328	3,502	67.1	15	8	80t	91.2
Foles	55	36	410	65.5	3	0	49	105.9
Poe	1	1	2	100.0	1	0	2t	118.8
Maclin	1	0	0	0.0	0	0	--	39.6
CHIEFS TOTAL	546	365	3,914	66.8	19	8	80t	93.2
Opp. Total	598	350	4,120	58.5	23	18	76t	79.8

PASS RECEIVING

	No.	Yds.	Avg.	LG	TD
Kelce	85	1,125	13.2	80t	4
Hill	61	593	9.7	49	6
Maclin	44	536	12.2	44	2
Conley	44	530	12.0	39	0
Ware	33	447	13.5	46t	2
Wilson	31	279	9.0	42	2
West	28	188	6.7	28	2
Harris	17	123	7.2	13	1
Thomas	7	35	5.0	15	0
Sherman	4	11	2.8	6	0
Davis	3	21	7.0	11	0
Travis	3	15	5.0	6	0
Charles	2	14	7.0	16	0
O'Shaughnessy	2	-1	-0.5	0	0
A.Smith	1	3	3.0	3	0
E.Fisher	0	-5	0	-5	0

CHIEFS TOTAL	365	3,914	10.7	80t	19
Opp. Total	350	4,120	11.8	76t	23

RUSHING

	No.	Yds.	Avg.	LG	TD
Ware	214	921	4.3	46	3
West	88	293	3.3	28	1
Hill	24	267	11.1	70t	3
Smith	48	134	2.8	24	5
Wilson	2	50	25.0	55t	1
Charles	12	40	3.3	17	1
Thomas	4	29	7.3	23	0
Davis	13	23	1.8	6	0
Poe	1	1	1.0	1t	1
Maclin	1	-1	-1.0	-1	0
Foles	4	-4	-1.0	-1	0
Kelce	1	-5	-5.0	-5	0

CHIEFS TOTAL	412	1,748	4.2	70t	15
Opp. Total	437	1,938	4.4	44	10

TEAM LEADERS

Scoring: Cairo Santos	129 pts; 36 PATs, 31 FGs
INTs: Marcus Peters	6-63 yds.
Tackles: Derrick Johnson	90 (70 solo)
Sacks: Dee Ford	10.0 (52.5)
Punting: Dustin Colquitt	76-3,427 yds., 45.1 avg., 38 in 20, 64 LG
Punt Returns: Tyreek Hill	39-592 yds., 15.2 avg., 2 TDs
Kickoff Returns: Tyreek Hill	14-384 yds., 27.4 avg., 1 TD





Preseason (4-0)

8/15	W	34-19	at Arizona	62,313
8/21	W	14-13	SEATTLE	71,915
8/28	W	34-10	TENNESSEE	69,813
9/3	W	24-17	at St. Louis	37,616

Regular Season (11-5)

9/13	W	27-20	at Houston	71,776
9/17	L	24-31	DENVER	76,404
9/28	L	28-38	at Green Bay (Mon.)	78,214
10/4	L	21-36	at Cincinnati	57,498
10/11	L	17-18	CHICAGO	75,799
10/18	L	10-16	at Minnesota	52,480
10/25	W	23-13	PITTSBURGH	76,365
11/1	W	45-10	DETROIT	83,624
11/15	W	29-13	at Denver	76,973
11/22	W	33-3	at San Diego	65,837
11/29	W	30-22	BUFFALO	72,493
12/6	W	34-20	at Oakland	55,010
12/13	W	10-3	SAN DIEGO	72,314
12/20	W	34-14	at Baltimore	70,791
12/27	W	17-13	CLEVELAND	69,115
1/3	W	23-17	OAKLAND	76,114

AFC Wild Card Playoff Game

1/9	W	30-0	at Houston	71,800
-----	---	------	------------	--------

AFC Divisional Playoff Game

1/16	L	20-27	at New England	66,829
------	---	-------	----------------	--------

REGULAR STARTERS

OFFENSE

WR	Jeremy Maclin	LE	Jaye Howard
LT	Eric Fisher	NT	Dontari Poe
LG	Jeff Allen	RE	Allen Bailey
C	Mitch Morse	LOLB	Justin Houston
RG	Laurent Duvernay-Tardif	LILB	Derrick Johnson
RT	Jah Reid	RILB	Josh Mauga
TE	Travis Kelce	ROLB	Tamba Hali
TE	Demetrius Harris	LCB	Marcus Peters
WR	Albert Wilson	RCB	Sean Smith
QB	Alex Smith	SS	Ron Parker
RB	Charcandrick West	FS	Eric Berry
K	Cairo Santos	P	Dustin Colquitt

PRO BOWLERS IN BOLD

AMERICAN
CONFERENCE

West Division

	W	L	T	Pct.
Denver	12	4	0	.750
Kansas City	11	5	0	.688
Oakland	7	9	0	.438
San Diego	4	12	0	.250

North Division

	W	L	T	Pct.
Cincinnati	12	4	0	.750
Pittsburgh	10	6	0	.625
Baltimore	5	11	0	.313
Cleveland	3	13	0	.188

East Division

	W	L	T	Pct.
New England	12	4	0	.750
N.Y. Jets	10	6	0	.625
Buffalo	8	8	0	.500
Miami	6	10	0	.375

South Division

	W	L	T	Pct.
Houston	9	7	0	.563
Indianapolis	8	8	0	.500
Jacksonville	5	11	0	.313
Tennessee	3	13	0	.188

NATIONAL
CONFERENCE

West Division

	W	L	T	Pct.
Arizona	13	3	0	.813
Seattle	10	6	0	.625
St. Louis	7	9	0	.438
San Francisco	5	11	0	.313

North Division

	W	L	T	Pct.
Minnesota	11	5	0	.688
Green Bay	10	6	0	.625
Detroit	7	9	0	.438
Chicago	6	10	0	.375

East Division

	W	L	T	Pct.
Washington	9	7	0	.563
Philadelphia	7	9	0	.438
N.Y. Giants	6	10	0	.375
Dallas	4	12	0	.250

South Division

	W	L	T	Pct.
Carolina	15	1	0	.938
Atlanta	8	8	0	.500
New Orleans	7	9	0	.438
Tampa Bay	6	10	0	.375

AFC Championship: Denver 20, New England 18

NFC Championship: Carolina 49, Arizona 15

Super Bowl 50: Denver 24, Carolina 10

TEAM STATISTICS

	CHIEFS	OPP.
TOTAL FIRST DOWNS	303	313
Rushing	116	86
Passing	155	193
Penalty	32	34
3rd Down: Made/Att.	76/119	72/217
3rd Down Pct.	38.2	33.2
4th Down: Made/Att.	6/9	13/27
4th Down Pct.	66.7	48.1
TOTAL NET YARDS	5,299	5,269
Avg. Per Game	331.2	329.3
Total Plays	955	1,037
Avg. Per Play	5.5	5.1
NET YARDS RUSHING	2,044	1,571
Avg. Per Game	127.8	98.2
Total Rushes	436	383
NET YARDS PASSING	3,255	3,698
Avg. Per Game	203.4	231.1
Sacked/Yards Lost	46/238	47/290
Gross Yards	3,493	3,988
Att./Completions	473/310	607/349
Completion Pct.	65.5	57.5
Had Intercepted	7	22
PUNTS/AVERAGE	75/44.4	78/44.7
NET PUNTING AVG.	40.8	39.3
PENALTIES/YARDS	104/878	110/941
FUMBLES/BALL LOST	16/8	19/7
TOUCHDOWNS	45	34
Rushing/Passing	19/20	7/25
Defensive/Kicking Game	6	2
TIME OF POSSESSION	30:55	29:05

SCORE BY PERIODS	1	2	3	4	OT	Total
CHIEFS TOTAL	95	132	63	115	0	405
OPPONENTS	70	70	60	87	0	287

INDIVIDUAL STATISTICS

PASSING

	Att.	Cmp.	Yds.	Pct.	TD	Int	LG	Rating
Smith	470	307	3,488	65.3	20	7	80t	95.4
Daniel	2	2	4	100.0	0	0	6	79.2
Santos	1	1	3	100.0	0	0	3	79.2
CHIEFS TOTAL	473	310	3,493	65.5	20	7	80t	95.4
Opp. Total	607	349	3,988	57.5	25	22	55t	76.0

PASS RECEIVING

	No.	Yds.	Avg.	LG	TD
Maclin	87	1,088	12.5	61	8
Kelce	72	875	12.2	42t	5
Wilson	35	451	12.9	44t	2
Charles	21	177	8.4	26	1
West	20	214	10.7	80t	1
Conley	17	199	11.7	44	1
Thomas	17	140	8.2	36	1
Avant	15	119	7.9	20	0
Harris	7	74	10.6	25	1
O'Shaughnessy	6	87	14.5	30	0
Ware	6	5	0.8	5	0
Sherman	4	34	8.5	18	0
Davis	2	24	12.0	12	0
B. Parker	1	6	6.0	6	0

CHIEFS TOTAL	310	3,493	11.3	80t	20
Opp. Total	349	3,988	11.4	55t	25

RUSHING

	No.	Yds.	Avg.	LG	TD
West	160	634	4.0	38t	4
A. Smith	84	498	5.9	49	2
Ware	72	403	5.6	52	6
Charles	71	364	5.1	34t	4
Davis	28	72	2.6	10	1
Thomas	9	34	3.8	13	1
Wilson	5	26	5.2	8	0
Maclin	3	14	4.7	18	0
Poe	1	1	1.0	1	1
Sherman	1	0	0.0	0	0
Daniel	2	-2	-1.0	-1	0

CHIEFS TOTAL	436	2,044	4.7	52	19
Opp. Total	383	1,571	4.1	42	7

TEAM LEADERS

Scoring: Cairo Santos	129 pts; 39 PATs, 30 FGs
INTs: Marcus Peters	8-280 yds.
Tackles: Derrick Johnson	116 (95 solo)
Sacks: Justin Houston	7.5 (54.0)
Punting: Dustin Colquitt	75-3,333 yds., 44.4 avg., 37 In 20, 62 LG
Punt Returns: De'Anthony Thomas	29-227 yds., 7.8 avg., 0 TDs
Kickoff Returns: Knile Davis	24-603 yds., 25.1 avg., 0 TDs





Preseason (1-3)

8/7	W	41-39	CINCINNATI	70,951
8/17	L	16-28	at Carolina	70,035
8/23	L	12-30	MINNESOTA	73,442
8/28	L	14-34	at Green Bay	74,059

Regular Season (9-7)

9/7	L	10-26	TENNESSEE	73,569
9/14	L	17-24	at Denver	76,900
9/21	W	34-15	at Miami	70,313
9/29	W	41-14	NEW ENGLAND	76,613
10/5	L	17-22	at San Francisco	70,799
10/19	W	23-20	at San Diego	65,260
10/26	W	34-7	ST. LOUIS	75,972
11/2	W	24-10	N.Y. JETS	74,127
11/9	W	17-13	at Buffalo	68,119
11/16	W	24-20	SEATTLE	76,463
11/20	L	20-24	at Oakland	52,865
11/30	L	16-29	DENVER	76,894
12/7	L	14-17	at Arizona	62,387
12/14	W	31-13	OAKLAND	72,153
12/21	L	12-20	at Pittsburgh	60,865
12/28	W	19-7	SAN DIEGO	73,952

REGULAR STARTERS

OFFENSE

WR	Dwayne Bowe
LT	Eric Fisher
LG	Mike McGlynn
C	Rodney Hudson
RG	Zach Fulton
RT	Ryan Harris
TE	Anthony Fasano
FB	Anthony Sherman
TE	Travis Kelce
QB	Alex Smith
RB	Jamaal Charles
K	Cairo Santos

DEFENSE

LE	Jaye Howard
NT	Dontari Poe
RE	Allen Bailey
LOLB	Justin Houston
LILB	Josh Mauga
RILB	J-M Johnson
ROLB	Tamba Hali
LCB	Phillip Gaines
RCB	Sean Smith
SS	Ron Parker
FS	Husain Abdullah
P	Dustin Colquitt

PRO BOWLERS IN BOLD

AMERICAN
CONFERENCE

West Division

	W	L	T	Pct.
Denver	12	4	0	.750
Kansas City	9	7	0	.563
San Diego	9	7	0	.563
Oakland	3	13	0	.188

North Division

	W	L	T	Pct.
Pittsburgh	11	5	0	.688
Cincinnati†	10	5	1	.656
Baltimore†	10	6	0	.625
Cleveland	7	9	0	.438

East Division

	W	L	T	Pct.
New England	12	4	0	.750
Buffalo	9	7	0	.563
Miami	8	8	0	.500
N.Y. Jets	4	12	0	.250

South Division

	W	L	T	Pct.
Indianapolis	11	5	0	.688
Houston	9	7	0	.563
Jacksonville	3	13	0	.188
Tennessee	2	14	0	.125

NATIONAL
CONFERENCE

West Division

	W	L	T	Pct.
Seattle	12	4	0	.750
Arizona†	11	5	0	.688
San Francisco	8	8	0	.500
St. Louis	6	10	0	.375

North Division

	W	L	T	Pct.
Green Bay	12	4	0	.750
Detroit†	11	5	0	.688
Minnesota	7	9	0	.438
Chicago	5	11	0	.313

East Division

	W	L	T	Pct.
Dallas	12	4	0	.750
Philadelphia	10	6	0	.625
N.Y. Giants	6	10	0	.375
Washington	4	12	0	.250

South Division

	W	L	T	Pct.
Carolina	7	8	1	.469
New Orleans	7	9	0	.438
Atlanta	6	10	0	.375
Tampa Bay	2	14	0	.125

AFC Championship: New England 45, Indianapolis 7

NFC Championship: Seattle 28, Green Bay 22 (OT)

Super Bowl XLIX: New England 28, Seattle 24

TEAM STATISTICS

	CHIEFS	OPP.
TOTAL FIRST DOWNS	309	310
Rushing	92	108
Passing	184	184
Penalty	33	18
3rd Down: Made/Att	80/201	79/216
3rd Down Pct.	39.8	36.6
4th Down: Made/Att	5/12	8/21
4th Down Pct.	41.7	38.1
TOTAL NET YARDS	5,100	5,288
Avg. Per Game	318.8	330.5
Total Plays	962	1,024
Avg. Per Play	5.3	5.2
NET YARDS RUSHING	1,918	2,036
Avg. Per Game	119.9	127.3
Total Rushes	420	433
NET YARDS PASSING	3,182	3,252
Avg. Per Game	198.9	203.3
Sacked/Yards Lost	49/246	46/253
Gross Yards	3,428	3,505
Att./Completions	493/320	545/318
Completion Pct.	64.9	58.3
Had Intercepted	6	6
PUNTS/AVERAGE	71/44.6	78/47.4
NET PUNTING AVG.	40.5	38.9
PENALTIES/YARDS	88/681	107/851
FUMBLES/BALL LOST	22/11	17/8
TOUCHDOWNS	40	26
Rushing/Passing	36	26
Defensive/Kicking Game	4	0
TIME OF POSSESSION	29:59	30:01

SCORE BY PERIODS	1	2	3	4	OT	Total
CHIEFS TOTAL	61	107	77	108	0	353
OPPONENTS	58	103	69	51	0	281

INDIVIDUAL STATISTICS

PASSING

	Att.	Cmp.	Yds.	Pct.	TD	Int	LG	Rating
Smith	464	303	3,265	65.3	18	6	70t	93.4
Daniel	28	16	157	57.1	0	0	30	73.1
Colquitt	1	1	6	100.0	0	0	6	91.7
CHIEFS TOTAL	493	320	3,428	64.9	18	6	70t	92.2
Opp. Total	545	318	3,505	58.3	22	6	48	86.4

PASS RECEIVING

	No.	Yds.	Avg.	LG	TD
Kelce	67	862	12.9	34	5
Bowe	60	754	12.6	37	0
Charles	40	291	7.3	30t	5
Fasano	25	226	9.0	22	4
Thomas	23	156	6.8	30	0
Wilson	16	260	16.3	48	0
Davis	16	147	9.2	70t	1
Avery	15	176	11.7	27	0
Avant	13	152	11.7	41	0
Hemingway	12	108	9.0	17	0
Sherman	10	71	7.1	24	1
Jenkins	9	93	10.3	27	0
McKnight	6	64	10.7	26	2
Hammond Jr.	4	45	11.3	22	0
Harris	3	20	6.7	10	0
Supernaw	1	3	3.0	3	0
CHIEFS TOTAL	320	3,428	10.7	70t	18
Opp. Total	318	3,505	11.0	48	22

RUSHING

	No.	Yds.	Avg.	LG	TD
Charles	206	1,033	5.0	63t	9
Davis	134	463	3.5	48	6
Smith	49	254	5.2	25	1
Thomas	14	113	8.1	26	1
Gray	8	31	3.9	6t	1
Daniel	4	15	3.8	9	0
Sherman	2	8	4.0	4	0
McKnight	1	3	3.0	3	0
Jenkins	2	-2	-1.0	0	0
CHIEFS TOTAL	420	1,918	4.6	63t	18
Opp. Total	433	2,036	4.7	90t	4

TEAM LEADERS

Scoring: Cairo Santos	113 pts; 38 PATs, 25 FGs
INTs: Kurt Coleman	3-12 yds.
Tackles: Josh Mauga	103 (82 solo)
Sacks: Justin Houston	22.0 (99.0)
Punting: Dustin Colquitt	71-3164 yds., 44.6 avg., 31 In 20, 69 LG
Punt Returns: De'Anthony Thomas	34-405 yds., 11.9 avg., 1 TD
Kickoff Returns: Knile Davis	29-829 yds., 28.6 avg., 1 TD



2013

KANSAS CITY CHIEFS



11-5 • 2nd AFC West • Andy Reid

Preseason (2-2)

8/9	L	13-17	at New Orleans	72,080
8/16	L	13-15	SAN FRANCISCO	64,434
8/24	W	26-20	at Pittsburgh	51,852
8/29	W	30-8	GREEN BAY	65,053

Regular Season (11-5)

9/8	W	28-2	at Jacksonville	59,416
9/15	W	17-16	DALLAS	76,952
9/19	W	26-16	at Philadelphia	69,144
9/29	W	31-7	N.Y. GIANTS	73,386
10/6	W	26-17	at Tennessee	69,143
10/13	W	24-7	OAKLAND	76,394
10/20	W	17-16	HOUSTON	74,118
10/27	W	23-17	CLEVELAND	74,307
11/3	W	23-13	at Buffalo	68,159
11/17	L	17-27	at Denver (N)	77,076
11/24	L	38-41	SAN DIEGO	75,259
12/1	L	28-35	DENVER	77,065
12/8	W	45-10	at Washington	56,247
12/15	W	56-31	at Oakland	49,571
12/22	L	7-23	INDIANAPOLIS	75,396
12/29	L	24-27 OT	at San Diego	66,374

AFC Wild Card Playoff Game

1/4	L	44-45	at Indianapolis	63,551
-----	---	-------	-----------------	--------

REGULAR STARTERS

OFFENSE

WR	Dwayne Bowe
LT	Branden Albert
LG	Jeff Allen
C	Rodney Hudson
RG	Geoff Schwartz
RT	Eric Fisher
TE	Anthony Fasano
WR	Dexter
McCluster	
WR	Donnie Avery
QB	Alex Smith
RB	Jamaal Charles

DEFENSE

LE	Tyson Jackson
NT	Dontari Poe
RE	Mike DeVito
LOLB	Justin Houston
LILB	Akeem Jordan
RILB	Derrick Johnson
ROLB	Tamba Hali
LCB	Brandon Flowers
RCB	Sean Smith
SS	Eric Berry
FS	Kendrick Lewis
P	Dustin Colquitt

PRO BOWLERS IN BOLD



AMERICAN CONFERENCE

West Division

	W	L	T	Pct.
Denver	13	3	0	.813
Kansas City†	11	5	0	.688
San Diego†	9	7	0	.563
Oakland	4	12	0	.250

North Division

	W	L	T	Pct.
Cincinnati	11	5	0	.688
Pittsburgh	8	8	0	.500
Baltimore	8	8	0	.500
Cleveland	4	12	0	.250

East Division

	W	L	T	Pct.
New England	12	4	0	.750
N.Y. Jets	8	8	0	.500
Miami	8	8	0	.500
Buffalo	6	10	0	.375

South Division

	W	L	T	Pct.
Indianapolis	11	5	0	.688
Tennessee	7	9	0	.438
Jacksonville	4	12	0	.250
Houston	2	14	0	.125



NATIONAL CONFERENCE

West Division

	W	L	T	Pct.
Seattle	13	3	0	.813
San Francisco†	12	4	0	.750
Arizona	10	6	0	.625
St. Louis	7	9	0	.438

North Division

	W	L	T	Pct.
Green Bay	8	7	1	.531
Chicago	8	8	0	.500
Detroit	7	9	0	.438
Minnesota	5	10	1	.344

East Division

	W	L	T	Pct.
Philadelphia	10	6	0	.625
Dallas	8	8	0	.500
N.Y. Giants	7	9	0	.438
Washington	3	13	0	.188

South Division

	W	L	T	Pct.
Carolina	12	4	0	.750
New Orleans†	11	5	0	.688
Atlanta	4	12	0	.250
Tampa Bay	4	12	0	.250

AFC Championship: Denver 26, New England 16

NFC Championship: Seattle 23, San Francisco 17

Super Bowl XLVIII: Seattle 43, Denver 8

TEAM STATISTICS

	CHIEFS	OPP.
TOTAL FIRST DOWNS	323	303
Rushing	110	88
Passing	179	189
Penalty	34	26
3rd Down: Made/Att	74/213	78/229
3rd Down Pct.	34.7	34.1
4th Down: Made/Att	4/11	9/18
4th Down Pct.	36.4	50.0
TOTAL NET YARDS	5,396	5,885
Avg. Per Game	337.3	367.8
Total Plays	1,029	1,067
Avg. Per Play	5.2	5.5
NET YARDS RUSHING	2,056	1,923
Avg. Per Game	128.5	120.2
Total Rushes	442	428
NET YARDS PASSING	3,340	3,962
Avg. Per Game	208.8	247.6
Sacked/Yards Lost	41/221	47/309
Gross Yards	3,561	4,271
Att./Completions	546/333	592/334
Completion Pct.	61.0	56.4
Had Intercepted	8	21
PUNTS/AVERAGE	89/45.3	87/46.6
NET PUNTING AVG.	39.4	37.7
PENALTIES/YARDS	101/774	112/852
FUMBLES/BALL LOST	21/10	22/15
TOUCHDOWNS	52	34
Rushing/Passing	41	34
Defensive/Kicking Game	11	0
TIME OF POSSESSION	30:43	29:17

SCORE BY PERIODS	1	2	3	4	OT	Total
CHIEFS TOTAL	124	133	65	108	0	430
OPPONENTS	51	106	91	54	3	305

INDIVIDUAL STATISTICS

PASSING

	Att.	Cmp.	Yds.	Pct.	TD	Int	LG	Rating
Smith	508	308	3,313	60.6	23	7	71t	89.1
Daniel	38	25	248	65.8	1	1	48	81.9
CHIEFS TOTAL	546	333	3,561	61.0	24	8	71t	88.6
Opp. Total	592	334	4,271	56.4	25	21	77	78.5

PASS RECEIVING

	No.	Yds.	Avg.	LG	TD
Charles	70	693	9.9	71t	7
Bowe	57	673	11.8	34t	5
McCluster	53	511	9.6	43	2
Avery	40	596	14.9	51	2
McGrath	26	302	11.6	25	2
Fasano	23	200	8.7	20	3
Sherman	18	155	8.6	26	1
Hemingway	13	125	9.6	24	2
Davis	11	75	6.8	17	0
Jenkins	8	130	16.3	48	0
Gray	7	46	6.6	18	0
Brock	3	36	12.0	25	0
Hall	2	20	10.0	11	0
Gordon	1	3	3.0	3	0
Smith	1	4	4.0	4	0
CHIEFS TOTAL	333	3,561	10.7	71t	24
Opp. Total	334	4,271	12.8	77	25

RUSHING

	No.	Yds.	Avg.	LG	TD
Charles	259	1,287	5.0	46	12
Smith	76	431	5.7	26	1
Davis	70	242	3.5	20	4
Daniel	14	52	3.7	29	0
Gray	9	24	2.7	9	0
Avery	2	6	3.0	4	0
Jenkins	2	6	3.0	5	0
McCluster	8	5	0.6	5	0
Sherman	2	3	1.5	2	0
CHIEFS TOTAL	442	2,056	4.7	46	17
Opp. Total	428	1,923	4.5	61	9

TEAM LEADERS

Scoring: Ryan Succop	118 pts; 52 PATs, 22 FGs
INTs: Quintin Demps	4-61 yds.
Tackles: Derrick Johnson	107 (95 solo)
Sacks: Tamba Hali/Justin Houston	11.0 (78.5)/11.0 (75.0)
Punting: Dustin Colquitt	87-4005 yds., 46.0 avg., 35 In 20, 65 LG
Punt Returns: Dexter McCluster	58-686 yds., 11.8 avg., 2 TDs
Kickoff Returns: Quintin Demps	33-992 yds., 30.1 avg., 1 TD





2-14 • 4th AFC West • Romeo Crennel

Preseason (1-3)

8/10	W	27-17	ARIZONA	64,212
8/18	L	31-17	at St. Louis	53,272
8/24	L	44-14	SEATTLE	63,870
8/30	L	24-3	at Green Bay	67,999

Regular Season (2-14)

9/9	L	24-40	ATLANTA	71,180
9/16	L	17-35	at Buffalo	69,402
9/23	W	27-24 OT	at New Orleans	72,226
9/30	L	37-20	SAN DIEGO	69,979
10/7	L	9-6	BALTIMORE	68,803
10/14	L	38-10	at Tampa Bay	46,500
10/28	L	26-16	OAKLAND	74,730
11/1	L	31-13	at San Diego	55,831
11/12	L	16-13 OT	at Pittsburgh	57,644
11/18	L	28-6	CINCINNATI	63,336
11/25	L	17-9	DENVER	74,244
12/2	W	27-21	CAROLINA	62,860
12/9	L	30-7	at Cleveland	62,422
12/16	L	15-0	at Oakland	51,446
12/23	L	20-13	INDIANAPOLIS	62,938
12/30	L	38-3	at Denver	76,502

REGULAR STARTERS

OFFENSE

WR	Dwayne Bowe
LT	Brandon Albert
LG	Jeff Allen
C	Ryan Lilja
RG	Jon Asamoah
RT	Eric Winston
TE	Tony Moeaki
WR	Dexter McCluster
QB	Matt Cassel
	Brady Quinn
TE	Steve Maneri
RB	Jamaal Charles
K	Ryan Succop

DEFENSE

LE	Tyson Jackson
NT	Dontari Poe
RE	Ropati Pitoitua
LOLB	Justin Houston
LILB	Jovan Belcher
RILB	Derrick Johnson
ROLB	Tamba Hali
LCB	Brandon Flowers
RCB	Javier Arenas
SS	Eric Berry
FS	Kendrick Lewis
P	Dustin Colquitt

PRO BOWLERS IN BOLD



AMERICAN CONFERENCE

West Division

	W	L	T	Pct.
Denver	13	3	0	.813
San Diego	7	9	0	.438
Oakland	4	12	0	.250
Kansas City	2	14	0	.125

North Division

	W	L	T	Pct.
Baltimore	10	6	0	.625
Cincinnati †	10	6	0	.625
Pittsburgh	8	8	0	.500
Cleveland	5	11	0	.313

East Division

	W	L	T	Pct.
New England	12	4	0	.750
Miami	7	9	0	.438
N.Y. Jets	6	10	0	.375
Buffalo	6	10	0	.375

South Division

	W	L	T	Pct.
Houston	12	4	0	.750
Indianapolis †	11	5	0	.688
Tennessee	6	10	0	.375
Jacksonville	2	14	0	.125



NATIONAL CONFERENCE

West Division

	W	L	T	Pct.
San Francisco	11	4	1	.719
Seattle †	11	5	0	.688
St. Louis	7	8	1	.469
Arizona	5	11	0	.313

North Division

	W	L	T	Pct.
Green Bay	11	5	0	.688
Minnesota †	10	6	0	.625
Chicago	10	6	0	.625
Detroit	4	12	0	.250

East Division

	W	L	T	Pct.
Washington	10	6	0	.625
N.Y. Giants	9	7	0	.563
Dallas	8	8	0	.500
Philadelphia	4	12	0	.250

South Division

	W	L	T	Pct.
Atlanta	13	3	0	.813
Carolina	7	9	0	.438
New Orleans	7	9	0	.438
Tampa Bay	7	9	0	.438

AFC Championship: Baltimore 28, New England 13

NFC Championship: San Francisco 28, Atlanta 24

Super Bowl XLVII: Baltimore 34, San Francisco 31

TEAM STATISTICS

	CHIEFS	OPP.
TOTAL FIRST DOWNS	286	301
Rushing	118	106
Passing	144	176
Penalty	24	19
3rd Down: Made/Att	70/212	79/202
3rd Down Pct.	33.0	39.1
4th Down: Made/Att	7/15	3/4
4th Down Pct.	46.7	75.0
TOTAL NET YARDS	5108	5704
Avg. Per Game	319.3	356.5
Total Plays	1015	973
Avg. Per Play	5.0	5.9
NET YARDS RUSHING	2395	2171
Avg. Per Game	149.7	135.7
Total Rushes	500	482
NET YARDS PASSING	2713	3533
Avg. Per Game	169.6	220.8
Sacked/Yards Lost	40/224	27/161
Gross Yards	2937	3694
Att./Completions	475/224	464/279
Completion Pct.	57.5	60.1
Had Intercepted	20	7
PUNTS/AVERAGE	83/46.8	74/46.8
NET PUNTING AVG.	40.8	39.0
PENALTIES/YARDS	92/733	81/670
FUMBLES/BALL LOST	26/17	19/6
TOUCHDOWNS	18	47
Rushing/Passing	9/8	11/29
Defensive/Kicking Game	1/0	7/0
TIME OF POSSESSION	20:02	29:58

SCORE BY PERIODS	1	2	3	4	OT	Total
CHIEFS TOTAL	42	54	43	69	3	211
OPPONENTS	95	121	106	100	3	425

INDIVIDUAL STATISTICS

PASSING

	Att.	Cmp.	Yds.	Pct.	TD	Int	LG	Rating
Cassel	277	161	1796	58.1	6	12	46	66.7
Quinn	197	112	1141	56.9	2	8	57	60.1
Hillis	1	0	0	0.0	0	0	0	39.6
CHIEFS TOTAL	475	273	2937	57.5	8	20	57	63.8
Opp. Total	464	279	3694	60.1	29	7	62t	99.9

PASS RECEIVING

	No.	Yds.	Avg.	LG	TD
Bowe	59	801	13.6	47	3
McCluster	52	452	8.7	31	1
Charles	35	236	6.7	22	1
Moeaki	33	453	13.7	38	1
Draughn	24	158	6.6	23	0
Baldwin	20	325	16.3	57	1
Hillis	10	62	6.2	15	0
Copper	8	79	9.9	17	0
Breaston	7	74	10.6	24	0
Wylie	6	53	8.8	16	0
Newsome	5	73	16.6	28	0
Maneri	5	51	10.2	19	0
Boss	3	65	21.7	29	1
O'Connell	3	18	6.0	11	0
Gray	2	18	9.0	12	0
Eachus	1	19	19.0	19	0
CHIEFS TOTAL	273	2937	10.8	57	8
Opp. Total	279	3694	13.2	62t	29

RUSHING

	No.	Yds.	Avg.	LG	TD
Charles	285	1509	5.3	91t	5
Hillis	85	309	3.6	18	1
Draughn	59	233	3.9	25	2
Cassel	27	145	5.4	21	1
McCluster	12	70	5.8	19	0
Quinn	19	66	3.5	12	0
Gray	7	44	6.3	15	0
Eachus	5	18	3.6	7	0
Copper	1	1	1.0	1	0
CHIEFS TOTAL	500	2395	4.8	91t	9
Opp. Total	482	2171	4.5	47	11

TEAM LEADERS

Scoring: Ryan Succop	101 pts; 17 PATs; 28 FGs
INTs: Brandon Flowers	3-28 yds.
Tackles: Derrick Johnson	125 (110 solo)
Sacks: Justin Houston	10.0 (-69.0 yds.)
Punting: Dustin Colquitt	83-3887 yds., 46.8 avg., 45 in 20, 71 LG
Punt Returns: Javier Arenas	34-297 yds., 23.3 avg., 0 TDs
Kickoff Returns: Shaun Draughn	23-537 yds., 23.3 avg., 0 TDs





7-9 • 4th AFC West • Todd Haley (5-8), Romeo Crennel (2-1)**

Preseason (0-4)

8/12	L	0-25	TAMPA BAY	67,537
8/19	L	13-31	at Baltimore	70,690
8/26	L	10-14	ST. LOUIS	67,837
9/1	L	19-20	at Green Bay	67,555

Regular Season (7-9)

9/11	L	7-41	BUFFALO	68,755
9/18	L	3-48	at Detroit	60,040
9/25	L	17-20	at San Diego	62,236
10/2	W	22-17	MINNESOTA	72,931
10/9	W	28-24	at Indianapolis	65,088
10/23	W	28-0	at Oakland	57,361
10/31	W	23-20 OT	SAN DIEGO	72,733
11/6	L	3-31	MIAMI	72,263
11/13	L	10-17	DENVER	72,908
11/21	L	3-34	at New England	68,756
11/27	L	9-13	PITTSBURGH	72,173
12/4	W	10-3	at Chicago	61,973
12/11	L	10-37	at N.Y. Jets	79,088
12/18	W	19-14	GREEN BAY	74,093
12/24	L	13-16 OT	OAKLAND	70,803
1/1	W	7-3	at Denver	76,005

REGULAR STARTERS

OFFENSE

WR	Dwayne Bowe
LT	Branden Albert
LG	Ryan Lilja
C	Casey Wiegmann
RG	Jon Asamoah
RT	Barry Richardson
TE	Leonard Pope
WR	Steve Breaston
QB	Matt Cassel
FB	Le'Ron McClain
RB	Jackie Battle
	Thomas Jones
K	Ryan Succop

DEFENSE

LE	Tyson Jackson
NT	Kelly Gregg
RE	Glenn Dorsey
LOLB	Justin Houston
	Andy Studebaker
LILB	Jovan Belcher
RILB	Derrick Johnson
ROLB	Tamba Hali
LCB	Brandon Flowers
RCB	Brandon Carr
SS	Jon McGraw
FS	Kendrick Lewis
P	Dustin Colquitt

PRO BOWLERS IN BOLD



AMERICAN CONFERENCE

West Division

	W	L	T	Pct.
Denver	8	8	0	.500
San Diego	8	8	0	.500
Oakland	8	8	0	.500
Kansas City	7	9	0	.438

North Division

	W	L	T	Pct.
Baltimore	12	4	0	.750
Pittsburgh †	12	4	0	.750
Cincinnati †	9	7	0	.562
Cleveland	4	12	0	.250

East Division

	W	L	T	Pct.
New England	13	3	0	.812
N.Y. Jets	8	8	0	.500
Miami	6	10	0	.375
Buffalo	6	10	0	.375

South Division

	W	L	T	Pct.
Houston	10	6	0	.625
Tennessee	9	7	0	.562
Jacksonville	5	11	0	.312
Indianapolis	2	14	0	.125



NATIONAL CONFERENCE

West Division

	W	L	T	Pct.
San Francisco	13	3	0	.812
Arizona	8	8	0	.500
Seattle	7	9	0	.438
St. Louis	2	14	0	.125

North Division

	W	L	T	Pct.
Green Bay	15	1	0	.938
Detroit †	10	6	0	.625
Chicago	8	8	0	.500
Minnesota	3	13	0	.188

East Division

	W	L	T	Pct.
N.Y. Giants	9	7	0	.562
Philadelphia	8	8	0	.500
Dallas	8	8	0	.500
Washington	5	11	0	.312

South Division

	W	L	T	Pct.
New Orleans	13	3	0	.812
Atlanta †	10	6	0	.625
Carolina	6	10	0	.375
Tampa Bay	4	12	0	.250

AFC Championship: New England 23, Baltimore 20

NFC Championship: N.Y. Giants 20, San Francisco 17

Super Bowl XLVI: N.Y. Giants 21, New England 17

TEAM STATISTICS

	CHIEFS	OPP.
TOTAL FIRST DOWNS	277	291
Rushing	89	96
Passing	163	169
Penalty	25	26
3rd Down: Made/Att	81/225	72/210
3rd Down Pct.	36.0	34.3
4th Down: Made/Att	7/17	7/16
4th Down Pct.	41.2	43.8
TOTAL NET YARDS	4973	5333
Avg. Per Game	310.8	333.3
Total Plays	1021	991
Avg. Per Play	4.9	5.4
NET YARDS RUSHING	1893	2112
Avg. Per Game	118.3	132.0
Total Rushes	487	508
NET YARDS PASSING	3080	3221
Avg. Per Game	192.5	201.3
Sacked/Yards Lost	34/208	29/186
Gross Yards	3288	3407
Att./Completions	500/299	454/257
Completion Pct.	59.8	56.6
Had Intercepted	18	20
PUNTS/AVERAGE	89/45.9	83/47.6
NET PUNTING AVG.	89/40.1	83/39.7
PENALTIES/YARDS	110/916	108/834
FUMBLES/BALL LOST	17/10	18/6
TOUCHDOWNS	20	38
Rushing/Passing	5/13	14/23
Defensive/Kicking Game	2/0	0/1
TIME OF POSSESSION	29:10	30:50

SCORE BY PERIODS	1	2	3	4	OT	Total
CHIEFS TOTAL	58	40	43	68	3	212
Opp. Total	59	106	95	75	3	338

INDIVIDUAL STATISTICS

PASSING

	Att.	Cmp.	Yds.	Pct.	TD	Int	LG	Rating
Cassel	269	160	1713	59.5	10	9	52	76.6
Palko	134	80	796	59.7	2	7	38	59.8
Orton	97	59	779	60.8	1	2	49	81.1
CHIEFS TOTAL	500	299	3288	59.8	13	18	52	73.0
Opp. Total	454	257	3407	56.6	23	20	67	79.1

PASS RECEIVING

	No.	Yds.	Avg.	LG	TD
Bowe	81	1159	14.3	52	5
Breaston	61	785	12.9	43	2
McCluster	46	328	7.1	49	1
Pope	24	247	10.3	39	1
Baldwin	21	254	12.1	39	1
McClain	14	82	5.9	14	1
Colbert	9	89	9.9	19	0
Battle	9	68	7.6	24	0
Copper	8	114	14.3	43	0
O'Connell	7	52	7.4	15	0
Jones	5	43	8.6	27	0
Charles	5	9	1.8	9	1
Urban	4	35	8.8	24	1
Becht	3	26	8.7	16	0
Maneri	1	1	1.0	1	0
Cassel	1	-4	-4.0	-4	0
CHIEFS TOTAL	299	3288	11.0	52	13
Opp. Total	257	3407	13.3	67	23

RUSHING

	No.	Yds.	Avg.	LG	TD
Battle	149	597	4.0	34	2
McCluster	114	516	4.5	32	1
Jones	153	478	3.1	26	0
Cassel	25	99	4.0	11	0
Charles	12	83	6.9	24	0
McClain	15	51	3.4	12	1
Breaston	1	25	25.0	25	0
Palko	5	15	3.0	12	0
Arenas	3	12	4.0	7	1
Bowe	1	12	12.0	12	0
Urban	1	7	7.0	7	0
Horne	1	5	5.0	5	0
Orton	6	-4	-0.7	2	0
Colquitt	1	-3	-3.0	-3	0
CHIEFS TOTAL	487	1893	3.9	34	5
Opp. Total	508	2112	4.2	35	14

TEAM LEADERS

Scoring:	Ryan Succop	92 pts; 20 PATs; 24 FGs
INTs:	Brandon Flowers/Brandon Carr	4-95 yds/4-17 yds.
Tackles:	Derrick Johnson	179 (131 solo)
Sacks:	Tamba Hali	12.0 (-80.0 yds.)
Punting:	Dustin Colquitt	89-4084 yds., 45.9 avg., 27 In 20, 68 LG
Punt Returns:	Javier Arenas	32-410 yds., 12.8 avg., 0 TDs
Kickoff Returns:	Dexter McCluster	25-557 yds., 22.3 avg., 0 TDs





10-6 • 1st AFC West • Todd Haley

Preseason (1-3)

8/13	L	10-20	at Atlanta	65,726
8/21	L	15-20	at Tampa Bay	41,386
8/27	L	17-20	PHILADELPHIA	64,809
9/2	W	17-13	GREEN BAY	63,843

Regular Season (10-6)

9/13	W	21-14	SAN DIEGO (Mon) (N)	71,297
9/19	W	16-14	at Cleveland	65,377
9/26	W	31-10	SAN FRANCISCO	68,188
10/10	L	9-19	at Indianapolis	66,869
10/17	L	31-35	at Houston	70,926
10/24	W	42-20	JACKSONVILLE	69,105
10/31	W	13-10 OT	BUFFALO	66,625
11/7	L	20-23 OT	at Oakland	61,075
11/14	L	29-49	at Denver	75,334
11/21	W	31-13	ARIZONA	66,247
11/28	W	42-24	at Seattle	66,370
12/5	W	10-6	DENVER	67,267
12/12	L	0-31	at San Diego	66,780
12/19	W	27-13	at St. Louis	55,669
12/26	W	34-14	TENNESSEE	65,606
1/2	L	10-31	OAKLAND	67,045

AFC Wild Card Playoff Game

1/9	L	7-30	BALTIMORE	72,190
-----	---	------	-----------	--------

REGULAR STARTERS

OFFENSE		DEFENSE	
WR	Dwayne Bowe	LE	Shaun Smith
LT	Branden Albert		Tyson Jackson
LG	Brian Waters	NT	Ron Edwards
C	Casey Wiegmann	RE	Glenn Dorsey
RG	Ryan Lilja	LOLB	Mike Vrabel
RT	Barry Richardson	LILB	Jovan Belcher
TE	Tony Moeaki	RILB	Derrick Johnson
	Leonard Pope	ROLB	Tamba Hali
WR	Chris Chambers	LCB	Brandon Flowers
QB	Matt Cassel	RCB	Brandon Carr
FB	Mike Cox	SS	Eric Berry
RB	Thomas Jones	FS	Kendrick Lewis
	Jamaal Charles	P	Dustin Colquitt
K	Ryan Succop		

PRO BOWLERS IN BOLD



AMERICAN CONFERENCE

West Division

	W	L	T	Pct.
Kansas City	10	6	0	.625
San Diego	9	7	0	.563
Oakland	8	8	0	.500
Denver	4	12	0	.250

North Division

	W	L	T	Pct.
Pittsburgh	12	4	0	.750
Baltimore †	12	4	0	.750
Cleveland	5	11	0	.313
Cincinnati	4	12	0	.250

East Division

	W	L	T	Pct.
New England	14	2	0	.875
N.Y. Jets †	11	5	0	.688
Miami	7	9	0	.438
Buffalo	4	12	0	.250

South Division

	W	L	T	Pct.
Indianapolis	10	6	0	.625
Jacksonville	8	8	0	.500
Houston	6	10	0	.375
Tennessee	6	10	0	.375



NATIONAL CONFERENCE

West Division

	W	L	T	Pct.
Seattle	7	9	0	.438
St. Louis	7	9	0	.438
San Francisco	6	10	0	.375
Arizona	5	11	0	.313

North Division

	W	L	T	Pct.
Chicago	11	5	0	.688
Green Bay †	10	6	0	.625
Detroit	6	10	0	.375
Minnesota	6	10	0	.375

East Division

	W	L	T	Pct.
Philadelphia	10	6	0	.625
N.Y. Giants	10	6	0	.625
Dallas	6	10	0	.375
Washington	6	10	0	.375

South Division

	W	L	T	Pct.
Atlanta	13	3	0	.813
New Orleans †	11	5	0	.688
Tampa Bay	10	6	0	.625
Carolina	2	14	0	.125

AFC Championship: Pittsburgh 24, N.Y. Jets 19

NFC Championship: Green Bay 21, Chicago 14

Super Bowl XLV: Green Bay 31, Pittsburgh 25

TEAM STATISTICS

	CHIEFS	OPP.
TOTAL FIRST DOWNS	319	293
Rushing	129	88
Passing	167	186
Penalty	23	19
3rd Down: Made/Att	83/226	84/223
3rd Down Pct.	36.7	37.7
4th Down: Made/Att	10/23	7/20
4th Down Pct.	43.5	35.0
TOTAL NET YARDS	5595	5283
Avg. Per Game	349.7	330.2
Total Plays	1063	1028
Avg. Per Play	5.3	5.1
NET YARDS RUSHING	2627	1764
Avg. Per Game	164.2	110.3
Total Rushes	556	408
NET YARDS PASSING	2968	3519
Avg. Per Game	185.5	219.9
Sacked/Yards Lost	32/221	39/258
Gross Yards	3189	3777
Att./Completions	475/274	581/319
Completion Pct.	57.7	54.9
Had Intercepted	8	14
PUNTS/AVERAGE	90/43.8	89/45.2
NET PUNTING AVG.	90/37.3	89/36.4
PENALTIES/YARDS	90/771	111/922
FUMBLES/BALL LOST	15/6	23/9
TOUCHDOWNS	44	38
Rushing/Passing	40	34
Defensive/Kicking Game	4	4
TIME OF POSSESSION	31:04	28:56

SCORE BY PERIODS	1	2	3	4	OT	Total
CHIEFS TOTAL	55	137	77	94	3	366
Opp. Total	57	88	72	106	3	326

INDIVIDUAL STATISTICS

	Att.	Cmp.	Yds.	Pct.	TD	Int	LG	Rating
Cassel	450	262	3116	58.2	27	7	75	93.0
Croyle	19	8	38	42.1	0	1	16	27.7
Palko	6	4	35	66.7	0	0	18	81.9
CHIEFS TOTAL	475	274	3189	57.7	27	8	75	90.1
Opp. Total	581	319	3777	54.9	23	14	87	78.1

PASS RECEIVING

	No.	Yds.	Avg.	LG	TD
Bowe	72	1162	16.1	75	15
Moeaki	47	556	11.8	34	3
Charles	45	468	10.4	31	3
Chambers	22	213	9.7	26	1
McCluster	21	209	10.0	31	1
Copper	18	157	8.7	20	0
Jones	14	122	8.7	20	0
Pope	10	76	7.6	14	2
Castille	10	43	4.3	14	0
Tucker	6	114	19.0	38	1
Cox	4	27	6.8	13	0
O'Connell	3	31	10.3	18	0
Battle	1	9	9.0	9	0
Vrabel	1	2	2.0	2	1
CHIEFS TOTAL	274	3189	11.6	75	27
Opp. Total	319	3777	11.8	87	23

RUSHING

	No.	Yds.	Avg.	LG	TD
Charles	230	1467	6.4	80	5
Jones	245	896	3.7	70	6
Cassel	33	125	3.8	23	0
McCluster	18	71	3.9	20	0
Battle	20	50	2.5	7	1
Arenas	1	5	5.0	5	0
Palko	2	5	2.5	6	0
Bowe	1	4	4.0	4	0
Castille	5	3	0.6	3	0
Smith	1	1	1.0	1	1
CHIEFS TOTAL	556	2627	4.7	80	13
Opp. Total	408	1764	4.3	38	11

TEAM LEADERS

Scoring: Ryan Succop	102 pts; 42 PATs; 20 FGs
INTs: Eric Berry	4-102 yds.
Tackles: Derrick Johnson	147 (107 solo)
Sacks: Tamba Hali	14.5 (-91.5 yds.)
Punting: Dustin Colquitt	88-3908 yds., 44.4 avg., 33 In 20, 72 LG
Punt Returns: Javier Arenas	39-322 yds., 8.3 avg., 0 TDs
Kickoff Returns: Dexter McCluster	26-527 yds., 20.3 avg., 0 TDs





4-12 • 4th AFC West • Todd Haley

Preseason (0-4)

8/15	L	10-16	HOUSTON	64,781
8/21	L	13-17	at Minnesota	62,782
8/29	L	10-14	SEATTLE	66,553
9/3	L	9-17	at St. Louis	46,616

Regular Season (4-12)

9/13	L	24-38	at Baltimore	71,099
9/20	L	10-13	OAKLAND	69,169
9/27	L	14-34	at Philadelphia	69,144
10/4	L	16-27	N.Y. GIANTS	69,238
10/11	L	20-26 OT	DALLAS	71,214
10/18	W	14-6	at Washington	79,572
10/25	L	7-37	SAN DIEGO	69,337
11/8	L	21-24	at Jacksonville	45,546
11/15	W	16-10	at Oakland	40,720
11/22	W	27-24 OT	PITTSBURGH	70,261
11/29	L	14-43	at San Diego	65,280
12/6	L	13-44	DENVER	68,912
12/13	L	10-16	BUFFALO	68,668
12/20	L	34-41	CLEVELAND	53,315
12/27	L	10-17	at Cincinnati	64,333
1/3	W	44-24	at Denver	73,725

REGULAR STARTERS

OFFENSE

WR	Dwayne Bowe
LT	Branden Albert
LG	Brian Waters
C	Rudy Niswanger
RG	Mike Goff
	Wade Smith
RT	Ryan O'Callaghan
TE	Sean Ryan
	Leonard Pope
WR	Mark Bradley
	Chris Chambers
QB	Matt Cassel
FB	Mike Cox
RB	Jamaal Charles
	Larry Johnson
K	Ryan Succop

DEFENSE

LE	Tyson Jackson
NT	Ron Edwards
RE	Glenn Dorsey
LOLB	Mike Vrabel
LILB	Demorrio Williams
RILB	Corey Mays
ROLB	Tamba Hali
LCB	Brandon Flowers
RCB	Brandon Carr
SS	Mike Brown
FS	Jarrad Page
	Jon McGraw
P	Dustin Colquitt



West Division

	W	L	T	Pct.
San Diego	13	3	0	.813
Denver	8	8	0	.500
Oakland	5	11	0	.313
Kansas City	4	12	0	.250

North Division

	W	L	T	Pct.
Cincinnati	10	6	0	.625
Baltimore †	9	7	0	.563
Pittsburgh	9	7	0	.563
Cleveland	5	11	0	.313

East Division

	W	L	T	Pct.
New England	10	6	0	.625
N.Y. Jets †	9	7	0	.563
Miami	7	9	0	.438
Buffalo	6	10	0	.375

South Division

	W	L	T	Pct.
Indianapolis	14	2	0	.875
Houston	9	7	0	.563
Tennessee	8	8	0	.500
Jacksonville	7	9	0	.438



National Conference

West Division

	W	L	T	Pct.
Arizona	10	6	0	.625
San Francisco	8	8	0	.500
Seattle	5	11	0	.313
St. Louis	1	15	0	.063

North Division

	W	L	T	Pct.
Minnesota	12	4	0	.750
Green Bay †	11	5	0	.688
Chicago	7	9	0	.438
Detroit	2	14	0	.125

East Division

	W	L	T	Pct.
Dallas	11	5	0	.688
Philadelphia †	11	5	0	.688
N.Y. Giants	8	8	0	.500
Washington	4	12	0	.250

South Division

	W	L	T	Pct.
New Orleans	13	3	0	.813
Atlanta	9	7	0	.563
Carolina	8	8	0	.500
Tampa Bay	3	13	0	.188

AFC Championship: Indianapolis 30, N.Y. Jets 17

NFC Championship: New Orleans 31, Minnesota 28 (OT)

Super Bowl XLIII: New Orleans 31, Indianapolis 17

TEAM STATISTICS

	CHIEFS	OPP.
TOTAL FIRST DOWNS	256	318
Rushing	91	122
Passing	139	178
Penalty	26	18
3rd Down: Made/Att	62/227	85/223
3rd Down Pct.	27.3	38.1
4th Down: Made/Att	14/29	6/11
4th Down Pct.	48.3	54.5
TOTAL NET YARDS	4851	6211
Avg. Per Game	303.2	388.2
Total Plays	1019	1062
Avg. Per Play	4.8	5.8
NET YARDS RUSHING	1929	2504
Avg. Per Game	120.6	156.5
Total Rushes	438	531
NET YARDS PASSING	2922	3707
Avg. Per Game	182.6	231.7
Sacked/Yards Lost	45/261	22/137
Gross Yards	3183	3844
Att./Completions	536/296	509/302
Completion Pct.	55.2	59.3
Had Intercepted	17	15
PUNTS/AVERAGE	97/45.0	79/44.1
NET PUNTING AVG.	97/40.8	79/39.4
PENALTIES/YARDS	84/667	106/821
FUMBLES/BALL LOST	31/10	23/13
TOUCHDOWNS	31	48
Rushing/Passing	8/18	18/25
Defensive/Kicking Game	5	5
TIME OF POSSESSION	27:37	32:23

SCORE BY PERIODS	1	2	3	4	OT	Total
CHIEFS TOTAL	29	83	61	118	3	294
Opp. Total	93	110	100	115	6	424

INDIVIDUAL STATISTICS

	Att.	Cmp.	Yds.	Pct.	TD	Int	LG	Rating
Cassel	493	271	2924	55.0	16	16	61	69.9
Croyle	40	23	230	57.5	2	0	50	90.6
Bradley	1	1	26	100.0	0	0	26	118.8
Castille	1	0	0	0.0	0	1	---	0.0
Gutierrez	1	1	3	100.0	0	0	3	79.2
CHIEFS TOTAL	536	296	3183	55.2	18	17	61	70.8
Opp. Total	509	302	3844	59.3	25	15	64t	87.1

	No.	Yds.	Avg.	LG	TD
Bowe	47	589	12.5	41	4
Charles	40	297	7.4	49	1
Chambers	36	608	16.9	61	4
Wade	36	367	10.2	25	2
Bradley	24	320	13.3	50	2
Long	20	178	8.9	30	0
Pope	20	174	8.7	29	1
Ryan	14	135	9.6	43	2
L. Johnson	12	76	6.3	22	0
Cox	10	79	7.9	19	0
Cottam	9	120	13.3	26	0
Savage	7	51	7.3	12	0
Engram	5	61	12.2	18	0
Copper	4	68	17.0	50	0
Castille	4	37	9.3	20t	1
Ko. Smith	2	9	4.5	5	0
O'Connell	2	7	3.5	4	0
Battle	2	-3	-1.5	3	0
Lawrence	1	9	9.0	9	0
Vrabel	1	1	1.0	1t	1
CHIEFS TOTAL	296	3183	10.8	61	18
Opp. Total	302	3844	12.7	64t	25

	No.	Yds.	Avg.	LG	TD
Charles	190	1120	5.9	76t	7
L. Johnson	132	377	2.9	19	0
Cassel	50	189	3.8	13	0
Castille	14	55	3.9	16	0
Savage	10	45	4.5	11	0
Lawrence	2	42	21.0	26	0
Ko. Smith	15	33	2.2	12	0
Battle	7	21	3.0	12	0
Bradley	2	20	10.0	22	0
Wade	3	11	3.7	8	0
J. Williams	6	6	1.0	5	0
Cox	3	5	1.7	2	1
McGraw	1	4	4.0	4	0
Thigpen	1	2	2.0	2	0
Colquitt	1	0	0.0	0	0
Long	1	-1	-1.0	-1	0
CHIEFS TOTAL	438	1929	4.4	76t	8
Opp. Total	531	2504	4.7	78	18

TEAM LEADERS

Scoring: Ryan Succop	104 pts; 29 PATs; 25 FGs
INTs: Brandon Flowers	5-38 yds.
Tackles: Demorrio Williams	142 (90 solo)
Sacks: Tamba Hali	8.5 (-45.5 yds.)
Punting: Dustin Colquitt	96-4361 yds., 45.4 avg., 41 in 20, 70 LG
Punt Returns: Bobby Wade	21-160 yds., 7.6 avg., 0 TDs
Kickoff Returns: Jamaal Charles	36-925 yds., 25.7 avg., 1 TD





2-14 • 4th AFC West • Herm Edwards

Preseason (2-2)

8/7	W	24-20	at Chicago	60,751
8/16	L	17-27	ARIZONA	70,203
8/23	L	0-24	at Miami	60,189
8/28	W	21-17	ST. LOUIS	65,686

Regular Season (2-14)

9/7	L	10-17	at New England	68,756
9/14	L	8-23	OAKLAND	74,480
9/21	L	14-38	at Atlanta	62,434
9/28	W	33-19	DENVER	74,623
10/5	L	0-34	at Carolina	72,319
10/19	L	10-34	TENNESSEE	74,200
10/26	L	24-28	at N.Y. Jets	78,037
11/2	L	27-30 OT	TAMPA BAY	74,045
11/9	L	19-20	at San Diego	67,510
11/16	L	20-30	NEW ORLEANS	74,159
11/23	L	31-54	BUFFALO	73,584
11/30	W	20-13	at Oakland	61,379
12/7	L	17-24	at Denver	75,187
12/14	L	21-22	SAN DIEGO	73,842
12/21	L	31-38	MIAMI	73,689
12/28	L	6-16	at Cincinnati	63,984

REGULAR STARTERS

OFFENSE		DEFENSE	
WR	Dwayne Bowe	LE	Turk McBride
LT	Branden Albert		Tamba Hali
LG	Brian Waters	LT	Tank Tyler
C	Rudy Niswanger	RT	Glenn Dorsey
RG	Adrian Jones	RE	Tamba Hali
RT	Damion McIntosh		Turk McBride
TE	Tony Gonzalez	LOLB	Demorrio Williams
WR	Mark Bradley	MLB	Pat Thomas
	Devard Darling	ROLB	Derrick Johnson
QB	Tyler Thigpen	LCB	Brandon Carr
FB	Mike Cox	RCB	Brandon Flowers
RB	Larry Johnson	SS	Bernard Pollard
K	Connor Barth	FS	Jarrad Page
	Nick Novak	P	Dustin Colquitt

PRO BOWLERS IN BOLD



West Division

	W	L	T	Pct.
San Diego	8	8	0	.500
Denver	8	8	0	.500
Oakland	5	11	0	.313
Kansas City	2	14	0	.125

North Division

	W	L	T	Pct.
Pittsburgh	12	4	0	.750
Baltimore †	11	5	0	.688
Cincinnati	4	11	1	.281
Cleveland	4	12	0	.250

East Division

	W	L	T	Pct.
Miami	11	5	0	.688
New England	11	5	0	.688
N.Y. Jets	9	7	0	.563
Buffalo	7	9	0	.438

South Division

	W	L	T	Pct.
Tennessee	13	3	0	.813
Indianapolis †	12	4	0	.750
Houston	8	8	0	.500
Jacksonville	5	11	0	.313

AFC Championship: Pittsburgh 23, Baltimore 14

NFC Championship: Arizona 32, Philadelphia 25

Super Bowl XLIII: Pittsburgh 27, Arizona 23



West Division

	W	L	T	Pct.
Arizona	9	7	0	.563
San Francisco	7	9	0	.438
Seattle	4	12	0	.250
St. Louis	2	14	0	.125

North Division

	W	L	T	Pct.
Minnesota	10	6	0	.625
Chicago	9	7	0	.563
Green Bay	6	10	0	.375
Detroit	0	16	0	.000

East Division

	W	L	T	Pct.
N.Y. Giants	12	4	0	.750
Philadelphia †	9	6	1	.594
Dallas	9	7	0	.563
Washington	8	8	0	.500

South Division

	W	L	T	Pct.
Carolina	12	4	0	.750
Atlanta †	11	5	0	.688
Tampa Bay	9	7	0	.563
New Orleans	8	8	0	.500

TEAM STATISTICS

	CHIEFS	OPP.
TOTAL FIRST DOWNS	273	344
Rushing	94	133
Passing	161	195
Penalty	18	16
3rd Down: Made/Att	82/214	100/211
3rd Down Pct.	38.3	47.4
4th Down: Made/Att	7/18	6/14
4th Down Pct.	38.9	42.9
TOTAL NET YARDS	4939	6291
Avg. Per Game	308.7	393.2
Total Plays	957	1041
Avg. Per Play	5.2	6.0
NET YARDS RUSHING	1810	2543
Avg. Per Game	113.1	158.9
Total Rushes	379	509
NET YARDS PASSING	3129	3748
Avg. Per Game	195.6	234.3
Sacked/Yards Lost	37/229	10/62
Gross Yards	3358	3810
Att./Completions	541/310	522/348
Completion Pct.	57.3	66.7
Had Intercepted	16	13
PUNTS/AVERAGE	82/44.2	50/43.9
NET PUNTING AVG.	82/37.5	50/37.3
PENALTIES/YARDS	78/645	81/588
FUMBLES/BALL LOST	20/8	30/16
TOUCHDOWNS	35	49
Rushing/Passing	9/23	25/21
Defensive/Kicking Game	3	3
TIME OF POSSESSION	27:56	32:04

SCORE BY PERIODS	1	2	3	4	OT	Total
CHIEFS TOTAL	68	102	33	88	0	291
Opp. Total	77	141	106	113	3	440

INDIVIDUAL STATISTICS

	Att.	Cmp.	Yds.	Pct.	TD	Int	LG	Rating
Thigpen	420	230	2608	54.8	18	12	75	76.0
Huard	81	50	477	61.7	2	4	68	65.7
Croyle	29	20	151	69.0	0	0	22	81.3
Gray	8	7	76	87.5	1	0	26	145.8
Bradley	1	1	37	100.0	1	0	37t	158.3
Hagans	1	1	5	100.0	0	0	5	87.5
L. Johnson	1	1	4	100.0	1	0	4t	122.9

CHIEFS TOTAL	541	310	3358	57.3	23	16	75	77.5
Opp. Total	522	348	3810	66.7	21	13	70t	91.1

PASS RECEIVING

	No.	Yds.	Avg.	LG	TD
Gonzalez	96	1058	11.0	35	10
Bowe	86	1022	11.9	36	7
Bradley	30	380	12.7	56	3
Charles	27	272	10.1	75	1
Darling	17	247	14.5	68	1
L. Johnson	12	74	6.2	20	0
K. Smith	10	52	5.2	8	0
Cox	8	19	2.4	5	0
Franklin	7	83	11.9	42	0
Cottam	7	63	9.0	19	0
Webb	5	46	9.2	15	0
Savage	2	0	0.0	2	0
Thigpen	1	37	37.0	37t	1
Hagans	1	7	7.0	7	0
Battle	1	-2	-2.0	-2	0

CHIEFS TOTAL	310	3358	10.8	75	23
Opp. Total	348	3810	10.9	70t	21

RUSHING

	No.	Yds.	Avg.	LG	TD
L. Johnson	193	874	4.5	65	5
Thigpen	62	386	6.2	32	3
Charles	67	357	5.3	30	0
K. Smith	35	100	2.9	19	1
Savage	15	53	3.5	11	0
Gray	1	27	27.0	27	0
Huard	4	13	3.3	15	0
Hagans	1	2	2.0	2	0
Cox	1	-2	-2.0	-2	0

CHIEFS TOTAL	379	1810	4.8	65	9
Opp. Total	509	2543	5.0	80t	25

TEAM LEADERS

Scoring: Tony Gonzalez	60 pts:	10 TDs (0 rush, 10 rec.)
INTs: Jarrad Page	4-2 yds.	
Tackles: Bernard Pollard	98 (84 solo)	
Sacks: Tamba Hali	3.0 (-23.0 yds.)	
Punting: Dustin Colquitt	70-3110 yds., 44.4 avg., 27 in 20, 73 LG	
Punt Returns: Kevin Robinson	11-94 yds., 8.5 avg., 0 TDs	
Kickoff Returns: Dantrell Savage	26-633 yds., 24.3 avg., 0 TDs	



4-12 • 3rd AFC West • Herm Edwards

Preseason (0-4)

8/11	L	12-16	at Cleveland	70,067
8/16	L	10-11	MIAMI	70,217
8/23	L	7-30	NEW ORLEANS	72,283
8/30	L	3-10	at St. Louis	64,958

Regular Season (4-12)

9/9	L	3-20	at Houston	70,080
9/16	L	10-20	at Chicago	62,095
9/23	W	13-10	MINNESOTA	78,038
9/30	W	30-16	at San Diego	65,175
10/7	L	7-17	JACKSONVILLE	76,917
10/14	W	27-20	CINCINNATI	76,846
10/21	W	12-10	at Oakland	62,240
11/4	L	22-33	GREEN BAY	78,988
11/11	L	11-27	DENVER	77,368
11/18	L	10-13	at Indianapolis	57,294
11/25	L	17-20	OAKLAND	76,210
12/2	L	10-24	SAN DIEGO	74,874
12/9	L	7-41	at Denver	75,895
12/16	L	17-26	TENNESSEE	74,976
12/23	L	20-25	at Detroit	59,938
12/30	L	10-13 OT	at N.Y. Jets	76,737

REGULAR STARTERS

OFFENSE

WR	Eddie Kennison
LT	Damion McIntosh
LG	Brian Waters
C	Casey Wiegmann
RG	John Welbourn
RT	Chris Terry
TE	Tony Gonzalez
WR	Dwayne Bowe
QB	Damon Huard
	Brodie Croyle
FB	Kris Wilson
RB	Larry Johnson
	Kolby Smith
K	Dave Rayner

DEFENSE

LE	Tamba Hali
LT	Ron Edwards
RT	Alfonso Boone
RE	Jared Allen
LOLB	Derrick Johnson
MLB	Napoleon Harris
ROLB	Donnie Edwards
LCB	Ty Law
RCB	Patrick Surtain
SS	Bernard Pollard
FS	Jarrad Page
P	Dustin Colquitt

PRO BOWLERS IN BOLD



West Division

	W	L	T	Pct.
San Diego	11	5	0	.688
Denver	7	9	0	.438
Kansas City	4	12	0	.250
Oakland	4	12	0	.250

North Division

	W	L	T	Pct.
Pittsburgh	10	6	0	.625
Cleveland	10	6	0	.625
Cincinnati	7	9	0	.438
Baltimore	5	11	0	.313

East Division

	W	L	T	Pct.
New England	16	0	0	1.000
Buffalo	7	9	0	.438
N.Y. Jets	4	12	0	.250
Miami	1	15	0	.063

South Division

	W	L	T	Pct.
Indianapolis	13	3	0	.813
Jacksonville †	11	5	0	.688
Tennessee †	10	6	0	.625
Houston	8	8	0	.500



West Division

	W	L	T	Pct.
Seattle	10	6	0	.625
Arizona	8	8	0	.500
San Francisco	5	11	0	.313
St. Louis	3	13	0	.188

North Division

	W	L	T	Pct.
Green Bay	13	3	0	.813
Minnesota	8	8	0	.500
Detroit	7	9	0	.438
Chicago	7	9	0	.438

East Division

	W	L	T	Pct.
Dallas	13	3	0	.813
N.Y. Giants †	10	6	0	.625
Washington †	9	7	0	.563
Philadelphia	8	8	0	.500

South Division

	W	L	T	Pct.
Tampa Bay	9	7	0	.563
Carolina	7	9	0	.438
New Orleans	7	9	0	.438
Atlanta	4	12	0	.250

AFC Championship: New England 21, San Diego 12

NFC Championship: N.Y. Giants 23, Green Bay 20

Super Bowl XLII: N.Y. Giants 17, New England 14

TEAM STATISTICS

	CHIEFS	OPP.
TOTAL FIRST DOWNS	255	278
Rushing	.66	104
Passing	.171	156
Penalty	.18	18
3rd Down: Made/Att	79/232	65/208
3rd Down Pct.	34.1	31.3
4th Down: Made/Att	13/18	2/11
4th Down Pct.	72.2	18.2
TOTAL NET YARDS	4429	5111
Avg. Per Game	276.8	319.4
Total Plays	1001	980
Avg. Per Play	4.4	5.2
NET YARDS RUSHING	1248	2089
Avg. Per Game	78.0	130.6
Total Rushes	383	481
NET YARDS PASSING	3181	3022
Avg. Per Game	198.8	188.9
Sacked/Yards Lost	55/344	37/252
Gross Yards	3525	3274
Att./Completions	563/335	462/276
Completion Pct.	59.5	59.7
Had Intercepted	20	14
PUNTS/AVERAGE	96/45.0	84/44.8
NET PUNTING AVG.	96/39.1	84/39.5
PENALTIES/YARDS	101/697	95/695
FUMBLES/BALL LOST	22/13	21/8
TOUCHDOWNS	.24	.33
Rushing/Passing	6/17	11/17
Defensive/Kicking Game	.1	.5
TIME OF POSSESSION	29:52	30:08

SCORE BY PERIODS	1	2	3	4	OT	Total
CHIEFS TOTAL	26	92	39	69	0	226
Opp. Total	66	98	89	79	3	335

INDIVIDUAL STATISTICS

	Att.	Cmp.	Yds.	Pct.	TD	Int	LG	Rating
Huard	332	206	2257	62.0	11	13	58	76.8
Croyle	224	127	1227	56.7	6	6	35	69.9
Thigpen	6	2	41	33.3	0	1	22	18.8
L. Johnson	1	0	0	0.0	0	0	0	39.6

CHIEFS TOTAL	563	335	3525	59.5	17	20	58	73.0
Opp. Total	462	276	3274	59.7	17	14	77t	81.0

PASS RECEIVING

	No.	Yds.	Avg.	LG	TD
Gonzalez	99	1172	11.8	31	5
Bowe	70	995	14.2	58	5
L. Johnson	30	186	6.2	30t	1
Webb	28	313	11.2	32	1
Parker	24	298	12.4	24	2
Wilson	24	180	7.5	31	1
Ko. Smith	22	148	6.7	17	0
Kennison	13	101	7.8	18	0
Bennett	10	47	4.7	9	0
Holmes	5	17	3.4	8	0
G. Harris	3	38	12.7	19	0
Grigsby	2	14	7.0	9	0
Dunn	2	9	4.5	8	0
Allen	2	3	1.5	2t	2
Battle	1	4	4.0	4	0

CHIEFS TOTAL	335	3525	10.5	58	17
Opp. Total	276	3274	11.9	77t	17

RUSHING

	No.	Yds.	Avg.	LG	TD
L. Johnson	158	559	3.5	54	3
Ko. Smith	112	407	3.6	19	2
Holmes	46	137	3.0	11	0
Bennett	20	52	2.6	12	0
Battle	14	47	3.4	6	1
Croyle	7	8	2.6	6	0
G. Harris	9	9	1.0	4	0
Wilson	3	7	2.3	5	0
Kennison	1	5	5.0	5	0
Webb	1	5	5.0	5	0
McGraw	1	4	4.0	4	0
Parker	1	2	2.0	2	0
Huard	9	-1	-0.1	2	0
Drummond	1	-3	-3.0	-3	0

CHIEFS TOTAL	383	1248	3.3	54	6
Opp. Total	481	2089	4.3	53	11

TEAM LEADERS

Scoring: Dave Rayner	59 pts: 14 PATs, 15 FGs
INTs: Jarrad Page	3-37 yds.
Tackles: Napoleon Harris	123 (97 solo)
Sacks: Jared Allen	15.5 (-111.0 yds.)
Punting: Dustin Colquitt	95-4322 yds., 45.5 avg., 27 in 20, 81 LG
Punt Returns: Eddie Drummond	32-222 yds., 6.9 avg., 0 TDs
Kickoff Returns: Eddie Drummond	37-785 yds., 21.2 avg., 0 TDs





9-7 • 2nd AFC West • Herm Edwards

Preseason (2-2)

8/12	L	14-24	at Houston	70,016
8/17	L	0-17	at N.Y. Giants	76,316
8/26	W	16-12	ST. LOUIS	74,741
8/31	W	10-9	NEW ORLEANS	70,456

Regular Season (9-7)

9/10	L	10-23	CINCINNATI	77,956
9/17	L	6-9 OT	at Denver	76,786
10/1	W	41-0	SAN FRANCISCO	77,609
10/8	W	23-20	at Arizona	63,445
10/15	L	7-45	at Pittsburgh	64,727
10/22	W	30-27	SAN DIEGO	77,752
10/29	W	35-28	SEATTLE	77,645
11/5	W	31-17	at St. Louis	66,191
11/12	L	10-13	at Miami	73,132
11/19	W	17-13	OAKLAND	78,097
11/23	W	19-10	DENVER (Thur) (Thks) (N)	79,484
12/3	L	28-31 OT	at Cleveland	71,927
12/10	L	10-20	BALTIMORE	77,232
12/17	L	9-20	at San Diego (N)	66,583
12/23	W	20-9	at Oakland (Sat) (N)	61,446
12/31	W	35-30	JACKSONVILLE	77,500

AFC Wild Card Playoff Game

1/6	L	8-23	at Indianapolis (Sat)	57,215
-----	---	------	-----------------------	--------

REGULAR STARTERS

OFFENSE		DEFENSE	
WR	Eddie Kennison	LE	Tamba Hali
LT	Jordan Black	LT	Ron Edwards
LG	Brian Waters	RT	James Reed
C	Casey Wiegmann	RE	Jared Allen
RG	Will Shields	LOLB	Derrick Johnson
RT	John Welbourn	MLB	Kawika Mitchell
TE	Tony Gonzalez	ROLB	Kendrell Bell
WR	Samie Parker	LCB	Ty Law
QB	Trent Green	RCB	Patrick Surtain
	Damon Huard	SS	Sammy Knight
FB	Kris Wilson	FS	Greg Wesley
RB	Larry Johnson	P	Dustin Colquitt
K	Lawrence Tynes		

PRO BOWLERS IN BOLD



West Division

	W	L	T	Pct.
San Diego	14	2	0	.875
Kansas City †	9	7	0	.562
Denver	9	7	0	.562
Oakland	2	14	0	.125

North Division

	W	L	T	Pct.
Baltimore	13	3	0	.812
Cincinnati	8	8	0	.500
Pittsburgh	8	8	0	.500
Cleveland	4	12	0	.250

East Division

	W	L	T	Pct.
New England	12	4	0	.750
N.Y. Jets †	10	6	0	.625
Buffalo	7	9	0	.438
Miami	6	10	0	.375

South Division

	W	L	T	Pct.
Indianapolis	12	4	0	.875
Tennessee	8	8	0	.500
Jacksonville	8	8	0	.500
Houston	6	10	0	.375

AFC Championship: Indianapolis 38, New England 34

NFC Championship: Chicago 39, New Orleans 14

Super Bowl XLI: Indianapolis 29, Chicago 17



West Division

	W	L	T	Pct.
Seattle	9	7	0	.562
St. Louis	8	8	0	.500
San Francisco	7	9	0	.438
Arizona	5	11	0	.312

North Division

	W	L	T	Pct.
Chicago	13	3	0	.812
Green Bay	8	8	0	.500
Minnesota	6	10	0	.375
Detroit	3	13	0	.188

East Division

	W	L	T	Pct.
Philadelphia	10	6	0	.625
Dallas †	9	7	0	.562
N.Y. Giants †	8	8	0	.500
Washington	5	11	0	.312

South Division

	W	L	T	Pct.
New Orleans	10	6	0	.625
Carolina	8	8	0	.500
Atlanta	7	9	0	.438
Tampa Bay	4	12	0	.250

TEAM STATISTICS

	CHIEFS	OPP.
TOTAL FIRST DOWNS	310	298
Rushing	105	109
Passing	184	171
Penalty	21	18
3rd Down: Made/Att	89/219	83/212
3rd Down Pct.	40.6	39.2
4th Down: Made/Att	9/15	8/13
4th Down Pct.	60.0	61.5
TOTAL NET YARDS	5143	5262
Avg. Per Game	321.4	328.9
Total Plays	1004	999
Avg. Per Play	5.1	5.3
NET YARDS RUSHING	2143	1928
Avg. Per Game	133.9	120.5
Total Rushes	513	461
NET YARDS PASSING	3000	3334
Avg. Per Game	187.5	208.4
Sacked/Yards Lost	41/243	32/190
Gross Yards	3243	3524
Att./Completions	450/272	506/314
Completion Pct.	60.4	62.1
Had Intercepted	12	15
PUNTS/AVERAGE	72/44.1	75/40.8
NET PUNTING AVG.	72/39.2	75/34.4
PENALTIES/YARDS	76/577	85/709
FUMBLES/BALL LOST	25/14	29/15
TOUCHDOWNS	37	34
Rushing	17	14
Passing	18	18
Defensive/Kicking Game	2	2
TIME OF POSSESSION	30:06	29:54

SCORE BY PERIODS	1	2	3	4	OT	Total
CHIEFS TOTAL	71	105	60	95	0	331
OPPONENTS	61	113	58	77	6	315

INDIVIDUAL STATISTICS

	Att.	Cmp.	Yds.	Pct.	TD	Int	LG	Rating
Huard	244	148	1878	60.7	11	1	78	98.0
Green	198	121	1342	61.1	7	9	39	74.1
Croyle	7	3	1342	42.9	0	2	23	11.9
L. Johnson	1	0	0	0.0	0	0	0	39.6

CHIEFS TOTAL	450	272	3243	60.4	18	12	78	84.7
Opp. Total	506	314	3524	62.1	18	15	87t	82.3

PASS RECEIVING

	No.	Yds.	Avg.	LG	TD
Gonzalez	73	900	12.3	57	5
Kennison	53	860	16.2	51	5
Parker	41	561	13.7	43	1
L. Johnson	41	410	10.0	78	2
Hall	26	204	7.8	19	2
Wilson	15	132	8.8	19	3
Bennett	9	77	8.6	14	0
Dunn	4	40	10.0	15	0
Webb	3	23	7.7	11	0
Cruz	2	20	10.0	11	0
Gardner	2	17	8.5	13	0
Huard	2	-6	-3.0	-2	0
D. Brown	1	5	5.0	5	0

CHIEFS TOTAL	272	3243	11.9	78	18
Opp. Total	314	3524	11.2	87t	18

RUSHING

	No.	Yds.	Avg.	LG	TD
L. Johnson	416	1789	4.3	47	17
Bennett	36	200	5.6	41	0
Green	19	59	3.1	10	0
Brown	10	24	2.4	7	0
Cruz	5	19	3.8	7	0
Kennison	4	16	4.0	9	0
Hall	3	11	3.7	9	0
Huard	9	9	1.0	8	0
Ross	3	8	2.7	4	0
Parker	3	7	2.3	5	0
Page	1	4	4.0	4	0
Colquitt	1	0	0.0	0	0
Croyle	3	-3	-1.0	-1	0

CHIEFS TOTAL	513	2143	4.2	47	17
Opp. Total	461	1928	4.2	85t	14

TEAM LEADERS

Scoring: Larry Johnson	114 pts: 19 TDs (17 rush, 2 rec.)
INTs: Ty Law	4-11 yds.
Tackles: Kawika Mitchell	118 (88 solo)
Sacks: Tamba Hali	8.0 (-48.0 yds.)
Punting: Dustin Colquitt	71-3145 yds., 44.3 avg., 23 In 20, 72 LG
Punt Returns: Dante Hall	27-240 yds., 8.9 avg., 1 TDs
Kickoff Returns: Dante Hall	53-1207 yds., 22.8 avg., 0 TDs





10-6 • 2nd AFC West • Dick Vermeil

Preseason (0-4)

8/12	L	16-27	at Minnesota	63,621
8/20	L	17-24	ARIZONA	76,173
8/27	L	17-23	SEATTLE	74,158
9/2	L	23-27	at St. Louis	65,284

Regular Season (10-6)

9/11	W	27-7	N.Y. JETS	78,014
9/18	W	23-17	at Oakland (N)	62,273
9/26	L	10-30	at Denver (Mon) (N)	76,381
10/2	L	31-37	PHILADELPHIA	78,742
10/16	W	28-21	WASHINGTON	78,083
10/21	W	30-20	at Miami (Fri) (N)	68,350
10/30	L	20-28	at San Diego	65,750
11/6	W	27-23	OAKLAND	79,033
11/13	L	3-14	at Buffalo	72,093
11/20	W	45-17	at Houston (N)	70,481
11/27	W	26-16	NEW ENGLAND	78,025
12/4	W	31-27	DENVER	78,261
12/11	L	28-31	at Dallas	63,432
12/17	L	17-27	at N.Y. Giants (Sat)	78,625
12/24	W	20-7	SAN DIEGO (Sat)	75,956
1/1	W	37-3	CINCINNATI	77,211

REGULAR STARTERS

OFFENSE

WR	Eddie Kennison
LT	Willie Roaf
LG	Brian Waters
C	Casey Wiegmann
RG	Will Shields
RT	John Welbourn
TE	Tony Gonzalez
WR	Samie Parker
QB	Trent Green
FB	Tony Richardson
RB	Priest Holmes
	Larry Johnson
K	Lawrence Tynes

DEFENSE

LE	Eric Hicks
LT	John Browning
RT	Lional Dalton
RE	Jared Allen
LOLB	Derrick Johnson
MLB	Kawika Mitchell
ROLB	Kendrell Bell
LCB	Patrick Surtain
RCB	Eric Warfield
SS	Sammy Knight
FS	Greg Wesley
P	Dustin Colquitt

PRO BOWLERS IN BOLD



West Division

	W	L	T	Pct.
Denver	13	3	0	.812
Kansas City	10	6	0	.625
San Diego	9	7	0	.750
Oakland	4	12	0	.250

North Division

	W	L	T	Pct.
Cincinnati	11	5	0	.688
Pittsburgh †	11	5	0	.688
Baltimore	6	10	0	.375
Cleveland	6	10	0	.375

East Division

	W	L	T	Pct.
New England	10	6	0	.625
Miami	9	7	0	.562
Buffalo	5	11	0	.312
N.Y. Jets	4	12	0	.250

South Division

	W	L	T	Pct.
Indianapolis	14	2	0	.812
Jacksonville †	12	4	0	.750
Tennessee	4	12	0	.250
Houston	2	14	0	.125

AFC Championship: Pittsburgh 34, Denver 17

NFC Championship: Seattle 34, Carolina 14

Super Bowl XL: Pittsburgh 21, Seattle 10



West Division

	W	L	T	Pct.
Seattle	13	3	0	.812
St. Louis	6	10	0	.375
Arizona	5	11	0	.312
San Francisco	4	12	0	.250

North Division

	W	L	T	Pct.
Chicago	11	5	0	.688
Minnesota	9	7	0	.562
Detroit	5	11	0	.312
Green Bay	4	12	0	.250

East Division

	W	L	T	Pct.
N.Y. Giants	11	5	0	.688
Washington †	10	6	0	.625
Dallas	9	7	0	.562
Philadelphia	6	10	0	.375

South Division

	W	L	T	Pct.
Tampa Bay	11	5	0	.688
Carolina †	11	5	0	.688
Atlanta	8	8	0	.500
New Orleans	3	13	0	.188

TEAM STATISTICS

	CHIEFS	OPP.
TOTAL FIRST DOWNS	347	292
Rushing/Passing/Penalty	138/182/27	84/189/19
3rd Down: Made/Att.	91/213	78/206
3rd Down Pct.	42.7	37.9
4th Down: Made/Att.	10/16	7/19
4th Down Pct.	62.5	36.8
TOTAL NET YARDS	6192	5249
Avg. Per Game	387.0	328.1
Total Plays	1059	971
Avg. Per Play	5.8	5.4
NET YARDS RUSHING	2382	1570
Avg. Per Game	148.9	98.1
Total Rushes	520	383
NET YARDS PASSING	3810	3679
Avg. Per Game	238.1	229.9
Sacked/Yards Lost	32/204	29/183
Gross Yards	4014	3862
Att./Completions	507/317	559/325
Completion Pct.	62.5	58.1
Had Intercepted	10	16
PUNTS/AVERAGE	65/39.4	69/45.7
Net Punting Avg.	65/35.2	69/40.0
PUNT RETURNS/YARDS	43/293	23/179
KICKOFF RETURNS/YARDS	68/1591	83/2053
PENALTIES/YARDS	115/890	90/805
FUMBLES/BALL LOST	23/13	33/15
TOUCHDOWNS	46	38
Rushing/Passing	26/17	11/25
Defensive/Kicking Game	2/1	1/1
TIME OF POSSESSION	32:09	27:51

SCORE BY PERIODS	1	2	3	4	OT	Total
CHIEFS TOTAL	85	136	79	103	0	403
Opp. Total	51	110	76	88	0	325

INDIVIDUAL STATISTICS

	Att.	Cmp.	Yds.	Pct.	TD	Int	LG	Rating
Green	507	317	4014	62.5	17	10	60t	90.1
CHIEFS TOTAL	507	317	4014	62.5	17	10	60t	90.1
Opp. Total	559	325	3862	58.1	25	16	78t	82.3

PASS RECEIVING

	No.	Yds.	Avg.	LG	TD
Gonzalez	78	905	11.6	39	2
Kennison	68	1102	16.2	55	5
Parker	36	533	14.8	49	3
D. Hall	34	436	12.8	52t	3
L. Johnson	33	343	10.4	36	1
Holmes	21	197	9.4	60t	1
Horn	18	187	10.4	50	0
Richardson	9	68	7.6	22	1
Boerigter	8	119	14.9	38	0
Dunn	5	53	10.6	24	0
Wilson	3	33	11.0	16	0
Brown	3	23	7.7	9	1
Cruz	1	15	15.0	15	0
CHIEFS TOTAL	317	4014	12.7	60t	17
Opp. Total	325	3862	11.9	78t	25

RUSHING

	No.	Yds.	Avg.	LG	TD
L. Johnson	336	1750	5.2	49t	20
Holmes	119	451	3.8	35t	6
Green	35	82	2.3	13	0
Kennison	7	43	6.1	23	0
Brown	7	21	3.0	7	0
Richardson	6	20	3.3	8	0
D. Hall	7	11	1.6	7	0
Wilson	1	6	6.0	6	0
Collins	2	-2	-1.0	-1	0
CHIEFS TOTAL	520	2382	4.6	49t	26
Opp. Total	383	1570	4.1	65t	11

TEAM LEADERS

Scoring: Larry Johnson	126 pts: 21 TDs (20 rush, 1 rec.)
INTs: Greg Wesley	6-106 yds.
Tackles: Kawika Mitchell	135 (100 solo)
Sacks: Jared Allen	11.0 (-65.0 yds.)
Punting: Dustin Colquitt	65-2564 yds., 39.4 avg., 27 In 20, 62 LG
Punt Returns: Dante Hall	42-276 yds., 6.6 avg., 0 TDs
Kickoff Returns: Dante Hall	65-1560 yds., 24.0 avg., 1 TDs





Preseason (1-3)

8/13	L	24-34	at N.Y. Giants	76,476
8/23	W	24-7	ST. LOUIS (Mon)	75,428
8/28	L	19-21	CLEVELAND	76,086
9/2	L	20-24	at Dallas	61,157

Regular Season (7-9)

9/12	L	24-34	at Denver (N)	75,939
9/19	L	17-28	CAROLINA	78,136
9/26	L	21-24	HOUSTON	77,433
10/4	W	27-24	at Baltimore (Mon) (N)	69,827
10/17	L	16-22	at Jacksonville	66,413
10/24	W	56-10	ATLANTA	78,260
10/31	W	45-35	INDIANAPOLIS	78,312
11/7	L	31-34	at Tampa Bay	65,495
11/14	L	20-27	at New Orleans	64,900
11/22	L	19-27	NEW ENGLAND (Mon) (N)	78,431
11/28	L	31-34	SAN DIEGO	77,447
12/5	W	34-27	at Oakland	51,292
12/13	W	49-38	at Tennessee (Mon) (N)	68,932
12/19	W	45-17	DENVER	77,702
12/25	W	31-30	OAKLAND (Sat)	77,289
1/2	L	17-24	at San Diego	64,920

REGULAR STARTERS

OFFENSE		DEFENSE	
WR	Eddie Kennison	LE	Eric Hicks
LT	Willie Roaf	LT	Ryan Sims
LG	Brian Waters	RT	Lional Dalton
C	Casey Wiegmann	RE	Jared Allen
RG	Will Shields	LOLB	Scott Fujita
RT	John Welbourn	MLB	Monty Beisel
TE	Tony Gonzalez	ROLB	Kawika Mitchell
WR	Johnnie Morton	LCB	Shawn Barber
QB	Trent Green	RCB	Dexter McCleon
FB	Tony Richardson		William Bartee
RB	Priest Holmes	SS	Greg Wesley
K	Lawrence Tynes	FS	Jerome Woods
		P	Steve Cheek

PRO BOWLERS IN BOLD



West Division

	W	L	T	Pct.
San Diego	12	4	0	.750
Denver †	10	6	0	.625
Kansas City	7	9	0	.438
Oakland	5	11	0	.312

North Division

	W	L	T	Pct.
Pittsburgh	15	1	0	.938
Baltimore	9	7	0	.562
Cincinnati	8	8	0	.500
Cleveland	4	12	0	.250

East Division

	W	L	T	Pct.
New England	14	2	0	.875
N.Y. Jets †	10	6	0	.625
Buffalo	9	7	0	.562
Miami	4	12	0	.250

South Division

	W	L	T	Pct.
Indianapolis	12	4	0	.750
Jacksonville	9	7	0	.562
Houston	7	9	0	.438
Tennessee	5	11	0	.312

AFC Championship: New England 41, Pittsburgh 27

NFC Championship: Philadelphia 27, Atlanta 10

Super Bowl XXXIX: New England 24, Philadelphia 21



West Division

	W	L	T	Pct.
Seattle	9	7	0	.562
St. Louis †	8	8	0	.500
Arizona	6	10	0	.375
San Francisco	2	14	0	.125

North Division

	W	L	T	Pct.
Green Bay	10	6	0	.625
Minnesota †	8	8	0	.500
Detroit	6	10	0	.375
Chicago	5	11	0	.312

East Division

	W	L	T	Pct.
Philadelphia	13	3	0	.812
N.Y. Giants	6	10	0	.375
Dallas	6	10	0	.375
Washington	6	10	0	.375

South Division

	W	L	T	Pct.
Atlanta	11	5	0	.688
New Orleans	8	8	0	.500
Carolina	7	9	0	.438
Tampa Bay	5	11	0	.312

TEAM STATISTICS

	CHIEFS	OPP.
TOTAL FIRST DOWNS	398	327
Rushing/Passing/Penalty	138/228/32	97/190/40
3rd Down: Made/Att	91/193	71/185
3rd Down Pct.	47.2	38.4
4th Down: Made/Att	4/14	5/16
4th Down Pct.	28.6	31.3
TOTAL NET YARDS	6695	6037
Avg. Per Game	418.4	377.3
Total Plays	1089	960
Avg. Per Play	6.1	6.3
NET YARDS RUSHING	2289	1834
Avg. Per Game	143.1	114.6
Total Rushes	496	397
NET YARDS PASSING	4406	4203
Avg. Per Game	275.4	262.7
Sacked/Yards Lost	32/227	41/250
Gross Yards	4633	4453
Att./Completions	561/370	522/312
Completion Pct.	66.0	59.8
Had Intercepted	17	13
PUNTS/AVERAGE	55/39.5	64/42.2
Net Punting Avg.	55/31.5	64/35.8
PUNT RETURNS/YARDS	24/232	24/301
KICKOFF RETURNS/YARDS	75/1820	85/1908
PENALTIES/YARDS	117/963	117/957
FUMBLES/BALL LOST	20/10	23/8
TOUCHDOWNS	62	53
Rushing/Passing	31/27	18/32
Defensive/Kicking Game	2/2	1/2
TIME OF POSSESSION	32:14	27:46

SCORE BY PERIODS	1	2	3	4	OT	Total
CHIEFS TOTAL	113	137	93	140	0	483
Opp. Total	81	152	73	129	0	435

INDIVIDUAL STATISTICS

	Att.	Cmp.	Yds.	Pct.	TD	Int	LG	Rating
Green	556	369	4591	66.4	27	17	70t	95.2
Collins	5	1	42	20.0	0	0	42	62.1
CHIEFS TOTAL	561	370	4633	66.0	27	17	70t	94.9
Opp. Total	522	312	4453	59.8	32	13	65	97.5

PASS RECEIVING

	No.	Yds.	Avg.	LG	TD
Gonzalez	102	1258	12.3	32	7
Kennison	62	1086	17.5	70t	8
Morton	55	795	14.5	52	3
Blaylock	25	246	9.8	30	1
Hall	25	230	9.2	22	0
Johnson	22	278	12.6	40	2
Holmes	19	187	9.8	52	1
Richardson	19	118	6.2	22	0
Dunn	17	120	7.1	17	3
Horn	15	178	11.9	30	1
Parker	9	137	15.2	48t	1
CHIEFS TOTAL	370	4633	12.5	70t	27
Opp. Total	312	4453	14.3	65	32

RUSHING

	No.	Yds.	Avg.	LG	TD
Holmes	196	892	4.6	33t	14
Johnson	120	581	4.8	46t	9
Blaylock	118	539	4.6	24	8
Green	25	85	3.4	13	0
Hall	8	56	7.0	17	0
Richardson	12	56	4.7	13	0
Morton	7	43	6.1	14	0
Kennison	2	15	7.5	15	0
Horn	1	12	12.0	12	0
Gonzalez	1	5	5.0	5	0
Collins	1	4	4.0	4	0
Easy	4	1	1.0	4	0
Cheek	1	0	0.0	0	0
CHIEFS TOTAL	496	2289	4.6	46t	31
Opp. Total	397	1834	4.6	78t	18

TEAM LEADERS

Scoring: Lawrence Tynes	109 pts: 58 PATs, 17 FGs
INTs: Greg Wesley	4-92 yds.
Eric Warfield	4-49 yds.
Tackles: Scott Fujita	112 (71 solo)
Sacks: Jared Allen	9.0 (-47.0 yds.)
Punting: Steve Cheek	42-1643 yds., 39.1 avg., 8 in 20, 55 LG
Punt Returns: Dante Hall	23-232 yds., 10.1 avg., 0 TDs
Kickoff Returns: Dante Hall	68-1718 yds., 25.3 avg., 2 TDs





13-3 • 1st AFC West • Dick Vermeil

Preseason (3-2)

8/4	W	9-0	Green Bay (Mon)	22,385
			Hall of Fame Game (Canton, OH)	
8/9	L	6-24	SAN FRANCISCO	73,830
8/16	W	26-16	MINNESOTA	75,634
8/23	L	31-42	at Seattle	39,833
8/28	W	22-6	at St. Louis	65,373

Regular Season (13-3)

9/7	W	27-14	SAN DIEGO	78,048
9/14	W	41-20	PITTSBURGH	78,416
9/21	W	42-14	at Houston	70,487
9/28	W	17-10	at Baltimore	69,459
10/5	W	24-23	DENVER	78,903
10/12	W	40-34 OT	at Green Bay	70,407
10/20	W	17-10	at Oakland (Mon) (N)	62,391
10/26	W	38-5	BUFFALO (N)	78,689
11/9	W	41-20	CLEVELAND	78,560
11/16	L	19-24	at Cincinnati	64,923
11/23	W	27-24	OAKLAND	78,889
11/30	W	28-24	at San Diego	57,671
12/7	L	27-45	at Denver	76,403
12/14	W	45-17	DETROIT	77,922
12/20	L	20-45	at Minnesota (Sat)	64,291
12/28	W	31-3	CHICAGO	78,413

AFC Divisional Playoff Game

1/11	L	31-38	INDIANAPOLIS	79,159
------	---	-------	--------------	--------

REGULAR STARTERS

OFFENSE		DEFENSE	
WR	Eddie Kennison	LE	Eric Hicks
LT	Willie Roaf	LT	John Browning
LG	Brian Waters	NT	Ryan Sims
C	Casey Wiegmann	RE	Vonnie Holliday
RG	Will Shields	LOLB	Scott Fujita
RT	John Tait	MLB	Mike Maslowski
TE	Tony Gonzalez		Kawika Mitchell
WR	Johnnie Morton	ROLB	Shawn Barber
QB	Trent Green	LCB	Eric Warfield
FB	Tony Richardson	RCB	Dexter McClean
RB	Priest Holmes	SS	Greg Wesley
K	Morten Andersen	FS	Jerome Woods
PRO BOWLERS IN BOLD		P	Jason Baker

AMERICAN
CONFERENCE

West Division

	W	L	T	Pct.
Kansas City	13	3	0	.800
Denver †	10	6	0	.625
Oakland	4	12	0	.250
San Diego	4	12	0	.250

North Division

	W	L	T	Pct.
Baltimore	10	6	0	.625
Cincinnati	8	8	0	.500
Pittsburgh	6	10	0	.375
Cleveland	5	11	0	.313

East Division

	W	L	T	Pct.
New England	14	2	0	.875
Miami	10	6	0	.625
Buffalo	6	10	0	.375
N.Y. Jets	6	10	0	.375

South Division

	W	L	T	Pct.
Indianapolis	12	4	0	.750
Tennessee †	12	4	0	.750
Jacksonville	5	11	0	.313
Houston	5	11	0	.313

AFC Championship: New England 24, Indianapolis 14

NFC Championship: Carolina 14, Philadelphia 3

Super Bowl XXXVIII: New England 32, Carolina 29

NATIONAL
CONFERENCE

West Division

	W	L	T	Pct.
St. Louis	12	4	0	.750
Seattle †	10	6	0	.625
San Francisco	7	9	0	.438
Arizona	4	12	0	.250

North Division

	W	L	T	Pct.
Green Bay	10	6	0	.625
Minnesota	9	7	0	.562
Chicago	7	9	0	.438
Detroit	5	11	0	.313

East Division

	W	L	T	Pct.
Philadelphia	12	4	0	.750
Dallas †	10	6	0	.625
Washington	5	11	0	.313
N.Y. Giants	4	12	0	.250

South Division

	W	L	T	Pct.
Carolina	11	5	0	.688
New Orleans	8	8	0	.500
Tampa Bay	7	9	0	.438
Atlanta	5	11	0	.313

TEAM STATISTICS

	CHIEFS	OPP.
TOTAL FIRST DOWNS	348	322
Rushing/Passing/Penalty	120/201/27	120/184/18
3rd Down: Made/Att.	84/201	78/213
3rd Down Pct.	41.8	36.6
4th Down: Made/Att.	6/10	10/23
4th Down Pct.	60.0	43.5
TOTAL NET YARDS	5910	5707
Avg. Per Game	369.4	356.7
Total Plays	1003	1054
Avg. Per Play	5.9	5.4
NET YARDS RUSHING	1929	2344
Avg. Per Game	120.6	146.5
Total Rushes	446	453
NET YARDS PASSING	3981	3363
Avg. Per Game	248.8	210.2
Sacked/Yards Lost	21/132	36/251
Gross Yards	4113	3614
Att./Completions	536/339	565/332
Completion Pct.	63.2	58.8
Had Intercepted	12	25
PUNTS/AVERAGE	81/39.0	73/40.7
Net Punting Avg.	81/33.2	73/31.4
PUNT RETURNS/YARDS	33/542	38/327
KICKOFF RETURNS/YARDS	62/1577	87/2043
PENALTIES/YARDS	79/698	95/781
FUMBLES/BALL LOST	13/6	21/12
TOUCHDOWNS	63	39
Rushing/Passing	32/24	18/19
Defensive/Kicking Game	3/4	1/1
TIME OF POSSESSION	29:23	30:37

SCORE BY PERIODS	1	2	3	4	OT	Total
CHIEFS TOTAL	112	153	82	131	6	484
Opp. Total	57	94	85	96	0	332

INDIVIDUAL STATISTICS

	PASSING			Pct.	TD	Int	LG	Rating
	Att.	Cmp.	Yds.					
Green	523	330	4039	63.1	24	12	67t	92.6
Collins	12	9	74	75.0	0	0	20	90.3
Holmes	1	0	0	0.0	0	0	0	39.6
Hall	0	0	0	---	0	0	---	---
CHIEFS TOTAL	536	339	4113	63.2	24	12	67t	92.4
Opp. Total	565	332	3614	58.8	19	25	77t	70.5

	PASS RECEIVING					
	No.	Yds.	Avg.	LG	TD	
Holmes	74	690	9.3	36	0	
Gonzalez	71	916	12.9	67	10	
Kennison	56	853	15.2	51t	5	
Morton	50	740	14.8	50	4	
Hall	40	423	10.6	67t	1	
Blaylock	15	181	12.1	63t	1	
Richardson	12	76	6.3	14	0	
Boerigter	11	158	14.4	30	0	
Dunn	5	35	7.0	15	3	
Easy	3	19	6.3	8	0	
Baber	1	20	20.0	20	0	
L. Johnson	1	2	2.0	2	0	

CHIEFS TOTAL	339	4113	12.1	67t	24
Opp. Total	332	3614	10.9	77t	19
RUSHING					
	No.	Yds.	Avg.	LG	TD
Holmes	320	1420	4.4	31t	27
Blaylock	22	112	5.1	25t	0
Morton	8	194	11.8	39	0
L. Johnson	20	85	4.3	15	1
Green	26	83	3.2	24	1
Hall	16	73	4.6	21	0
Richardson	24	60	2.5	14t	2
Kennison	2	9	4.5	31	0
Collins	8	-7	-0.9	7	0
CHIEFS TOTAL	446	1929	4.3	39	32
Opp. Total	453	2344	5.2	65t	18

TEAM LEADERS

Scoring: Priest Holmes	162 pts: 27 TDs (27 rush, 0 rec.)
INTs: Greg Wesley	6-63 yds.
Dexter McClean	6-(-3) yds.
Tackles: Scott Fujita	151 (110 solo)
Sacks: Vonnie Holliday	5.5 (-50.0 yds.)
Punting: Jason Baker	80-3156 yds., 39.5 avg., 21 In 20, 68 LG
Punt Returns: Dante Hall	29-472 yds., 16.3 avg., 2 TDs
Kickoff Returns: Dante Hall	57-1478 yds., 25.9 avg., 2 TDs





8-8 • 4th AFC West • Dick Vermeil

Preseason (3-1)

8/10	W	17-14	OT	at San Francisco	63,111
8/17	W	19-9		HOUSTON	73,506
8/24	L	14-17		at Seattle	49,036
8/30	W	23-16		ST. LOUIS	73,410

Regular Season (8-8)

9/8	W	40-39		at Cleveland	72,938
9/15	L	16-23		JACKSONVILLE	77,934
9/22	L	38-41	OT	at New England	68,436
9/29	W	48-30		MIAMI	78,178
10/6	W	29-25		at N.Y. Jets	78,149
10/13	L	34-35		at San Diego	58,995
10/20	L	34-37	OT	DENVER	78,446
10/27	W	20-10		OAKLAND	78,685
11/10	L	13-17		at San Francisco	67,881
11/17	W	17-16		BUFFALO	77,951
11/24	L	32-39		at Seattle	56,250
12/1	W	49-0		ARIZONA	77,809
12/8	W	49-10		ST. LOUIS	78,601
12/15	L	24-31		at Denver	75,947
12/22	W	24-22		SAN DIEGO	77,899
12/28	L	0-24		at Oakland (Sat)	62,078

REGULAR STARTERS

OFFENSE		DEFENSE	
WR	Eddie Kennison	LE	Eric Hicks
LT	Willie Roaf	LT	John Browning
LG	Brian Waters	NT	Derrick Ransom
C	Casey Wiegmann	RE	Duane Clemons
RG	Will Shields	LOLB	Scott Fujita
RT	John Tait	MLB	Marvucs Patton
TE	Tony Gonzalez	ROLB	Mike Maslowski
WR	Johnnie Morton	LCB	Eric Warfield
QB	Trent Green	RCB	William Bartee
FB	Tony Richardson	SS	Greg Wesley
RB	Priest Holmes	FS	Shaunard Harts
K	Morten Andersen	P	Dan Stryzinski

PRO BOWLERS IN BOLD



West Division

	W	L	T	Pct.
Oakland	11	5	0	.688
Denver	9	7	0	.562
San Diego	8	8	0	.500
Kansas City	8	8	0	.500

North Division

	W	L	T	Pct.
Pittsburgh	10	5	1	.656
Cleveland †	9	7	0	.562
Baltimore	7	9	0	.438
Cincinnati	2	14	0	.125

East Division

	W	L	T	Pct.
N.Y. Jets	9	7	0	.562
New England	9	7	0	.562
Miami	9	7	0	.562
Buffalo	8	8	0	.500

South Division

	W	L	T	Pct.
Tennessee	11	5	0	.688
Indianapolis †	10	6	0	.625
Jacksonville	6	10	0	.375
Houston	4	12	0	.250

AFC Championship: Oakland 41, Tennessee 24

NFC Championship: Tampa Bay 27, Philadelphia 10

Super Bowl XXXVII: Tampa Bay 48, Oakland 21



NATIONAL CONFERENCE

West Division

	W	L	T	Pct.
San Francisco	10	6	0	.625
St. Louis	7	9	0	.438
Seattle	7	9	0	.438
Arizona	5	11	0	.312

North Division

	W	L	T	Pct.
Green Bay	12	4	0	.750
Minnesota	6	10	0	.375
Chicago	4	12	0	.250
Detroit	3	13	0	.188

East Division

	W	L	T	Pct.
Philadelphia	12	4	0	.750
N.Y. Giants †	10	6	0	.625
Washington	7	9	0	.438
Dallas	5	11	0	.312

South Division

	W	L	T	Pct.
Tampa Bay	12	4	0	.750
Atlanta †	9	6	1	.594
New Orleans	9	7	0	.562
Carolina	7	9	0	.438

TEAM STATISTICS

	CHIEFS	OPP.
TOTAL FIRST DOWNS	343	367
Rushing/Passing/Penalty	140/179/24	120/227/20
3rd Down: Made/Att.	77/185	87/205
3rd Down Pct.	41.6	42.4
4th Down: Made/Att.	6/10	10/17
4th Down Pct.	60.0	58.8
TOTAL NET YARDS	6000	6248
Avg. Per Game	375.0	390.5
Total Plays	965	1081
Avg. Per Play	6.2	5.8
NET YARDS RUSHING	2378	2067
Avg. Per Game	148.6	129.2
Total Rushes	462	431
NET YARDS PASSING	3622	4181
Avg. Per Game	226.4	261.3
Sacked/Yards Lost	26/141	34/215
Gross Yards	3763	4396
Att./Completions	477/292	616/403
Completion Pct.	61.2	65.4
Had Intercepted	13	18
PUNTS/AVERAGE	65/37.3	60/39.1
Net Punting Avg.	65/31.2	60/32.0
PUNT RETURNS/YARDS	29/390	27/274
KICKOFF RETURNS/YARDS	67/1474	88/1880
PENALTIES/YARDS	75/700	100/827
FUMBLES/BALL LOST	7/2	20/13
TOUCHDOWNS	57	46
Rushing/Passing	26/27	19/27
Defensive/Kicking Game	1/3	0/0
TIME OF POSSESSION	28:57	31:03

SCORE BY PERIODS	1	2	3	4	OT	Total
CHIEFS TOTAL	101	122	76	168	0	467
Opp. Total	67	117	79	130	6	399

INDIVIDUAL STATISTICS

PASSING							
	Att.	Cmp.	Yds.	Pct.	TD	Int	LG
Green	470	287	3690	61.1	26	13	99t
Collins	6	5	73	83.3	1	0	29t
Holmes	1	0	0	0.0	0	0	0
CHIEFS TOTAL	477	292	3763	61.2	27	13	99t
Opp. Total	616	403	4396	65.4	27	18	82t

PASS RECEIVING					
	No.	Yds.	Avg.	LG	TD
Holmes	70	672	9.6	64t	3
Gonzalez	63	773	12.3	42t	7
Kennison	53	906	17.1	64	2
Morton	29	397	13.7	30	1
Boerigter	20	420	21.0	99t	8
Hall	20	322	16.1	75t	3
Richardson	18	125	6.9	23	1
Cloud	6	48	8.0	13	0
Blaylock	5	47	9.4	21	0
Easy	3	23	7.7	13	1
Dunn	2	16	8.0	11	0
Baber	2	10	5.0	7	1
Minnis	1	4	4.0	4	0
CHIEFS TOTAL	292	3763	12.9	99t	27
Opp. Total	403	4396	10.9	82t	27

RUSHING					
	No.	Yds.	Avg.	LG	TD
Holmes	313	1615	5.2	56	21
Green	31	225	7.3	24	1
Morton	10	124	12.4	36	0
Cloud	49	115	2.3	9	2
Richardson	22	81	3.7	14t	2
Blaylock	16	72	4.5	16	0
Kennison	7	58	8.3	31	0
Hall	11	54	4.9	21	0
Tait	1	28	28.0	28	0
Collins	1	7	7.0	7	0
Quinn	1	-1	-1.0	-1	0
CHIEFS TOTAL	462	2378	5.1	56	26
Opp. Total	431	2067	4.8	63t	19

TEAM LEADERS

Scoring: Priest Holmes	144 pts: 24 TDs (21 rush, 3 rec.)
INTs: Greg Wesley	6-170 yds.
Tackles: Mike Maslowski	162 (109 solo)
Sacks: Eric Hicks	9.0 (-69.5 yds.)
Punting: Dan Stryzinski	64-2422 yds., 37.8 avg., 15 in 20, 56 LG
Punt Returns: Dante Hall	29-390 yds., 13.4 avg., 2 TDs
Kickoff Returns: Dante Hall	57-1354 yds., 23.8 avg., 1 TD





Preseason (2-2)

8/12	W	20-0	WASHINGTON	75,703
8/18	W	10-9	CHICAGO	77,618
8/23	L	23-28	at Jacksonville	48,623
8/31	L	17-21	at St. Louis	65,463

Regular Season (6-10)

9/9	L	24-27	OAKLAND	78,844
9/23	L	3-13	N.Y. GIANTS	77,666
9/30	W	45-13	at Washington	76,573
10/7	L	6-20	at Denver	75,037
10/14	L	17-20	PITTSBURGH	78,413
10/21	L	16-24	at Arizona	35,916
10/25	L	28-35	INDIANAPOLIS (Thur) (N)	74,212
11/4	W	25-20	at San Diego	58,789
11/11	L	7-27	at N.Y. Jets	78,234
11/25	W	19-7	SEATTLE	77,357
11/29	L	10-23	PHILADELPHIA (Thur) (N)	77,087
12/9	L	26-28	at Oakland	60,784
12/16	W	26-23 OT	DENVER	77,778
12/23	W	20-17	SAN DIEGO	76,131
12/30	W	30-26	at Jacksonville	59,396
1/6	L	18-21	at Seattle	58,460

REGULAR STARTERS

OFFENSE			DEFENSE		
WR	Marvin Minnis		LE	Eric Hicks	
LT	John Tait		LT	John Browning	
LG	Brian Waters			Eric Downing	
C	Casey Wiegmann		NT	Derrick Ransom	
RG	Will Shields		RE	Duane Clemons	
RT	Marcus Spears		LOLB	Lew Bush	
TE	Tony Gonzalez		MLB	Marvucos Patton	
WR	Derrick Alexander		ROLB	Donnie Edwards	
QB	Trent Green		LCB	Ray Crockett	
FB	Tony Richardson		RCB	Eric Warfield	
RB	Priest Holmes		SS	Greg Wesley	
K	Todd Peterson		FS	Jerome Woods	
			P	Dan Stryzinski	

PRO BOWLERS IN BOLD



Western Division

	W	L	T	Pct.
Oakland	10	6	0	.625
Seattle	9	7	0	.562
Denver	8	8	0	.500
Kansas City	6	10	0	.375
San Diego	5	11	0	.312

Central Division

	W	L	T	Pct.
Pittsburgh	13	3	0	.812
Baltimore †	10	6	0	.625
Cleveland	7	9	0	.438
Tennessee	7	9	0	.438
Jacksonville	6	10	0	.375
Cincinnati	6	10	0	.375

Eastern Division

	W	L	T	Pct.
New England	11	5	0	.688
Miami †	11	5	0	.688
N.Y. Jets †	10	6	0	.625
Indianapolis	6	10	0	.375
Buffalo	3	13	0	.188



Western Division

	W	L	T	Pct.
St. Louis	14	2	0	.875
San Francisco †	12	4	0	.750
New Orleans	7	9	0	.438
Atlanta	7	9	0	.438
Carolina	1	15	0	.062

Central Division

	W	L	T	Pct.
Chicago	13	3	0	.812
Green Bay †	12	4	0	.750
Tampa Bay †	9	7	0	.562
Minnesota	5	11	0	.312
Detroit	2	14	0	.125

Eastern Division

	W	L	T	Pct.
Philadelphia	11	5	0	.688
Washington	8	8	0	.500
N.Y. Giants	7	9	0	.438
Arizona	7	9	0	.438
Dallas	5	11	0	.312

AFC Championship: New England 24, Pittsburgh 17

NFC Championship: St. Louis 29, Philadelphia 24

Super Bowl XXXVI: New England 20, St. Louis 17

TEAM STATISTICS

	CHIEFS	OPP.
TOTAL FIRST DOWNS	324	296
Rushing/Passing/Penalty	119/178/27	111/167/18
3rd Down: Made/Att.	70/195	86/218
3rd Down Pct.	35.9	39.4
4th Down: Made/Att.	5/16	5/8
4th Down Pct.	31.3	62.5
TOTAL NET YARDS	5673	5304
Avg. Per Game	354.6	331.5
Total Plays	1015	1003
Avg. Per Play	5.6	5.3
NET YARDS RUSHING	2008	2140
Avg. Per Game	125.5	133.8
Total Rushes	448	481
NET YARDS PASSING	3665	3164
Avg. Per Game	229.1	197.8
Sacked/Yards Lost	39/198	31/239
Gross Yards	3863	3403
Att./Completions	528/300	491/296
Completion Pct.	56.8	60.3
Had Intercepted	24	13
PUNTS/AVERAGE	75/40.5	79/41.0
Net Punting Avg.	75/35.3	79/35.6
PUNT RETURNS/YARDS	44/326	31/288
KICKOFF RETURNS/YARDS	61/1292	65/1474
PENALTIES/YARDS	68/602	87/761
FUMBLES/BALL LOST	19/9	23/13
TOUCHDOWNS	34	37
Rushing/Passing	16/17	15/19
Defensive/Kicking Game	1/0	1/2
TIME OF POSSESSION	29:07	30:53

SCORE BY PERIODS	1	2	3	4	OT	Total
CHIEFS TOTAL	56	92	64	105	3	320
Opp. Total	43	115	103	83	0	344

INDIVIDUAL STATISTICS

	Att.	Cmp.	Yds.	Pct.	TD	Int	LG	Rating
Green	523	296	3783	56.6	17	24	67t	71.1
Collins	4	3	40	75.0	0	0	26	106.3
Gonzalez	1	1	40	100.0	0	0	40	118.8

CHIEFS TOTAL	528	300	3863	56.8	17	24	67t	71.1
Opp. Total	491	296	3403	60.3	19	13	49	83.1

PASS RECEIVING

	No.	Yds.	Avg.	LG	TD
Gonzalez	73	917	12.6	36	6
Holmes	62	614	9.9	67t	2
Minnis	33	511	15.5	56	1
Kennison	16	322	20.1	65	0
Richardson	30	265	8.8	47	0
Alexander	27	470	17.4	46	3
Thomas	19	247	13.0	28	1
Ricks	18	252	14.0	40	1
Parker	15	199	13.3	44	2
Dunn	4	54	13.5	28	1
J. Williams	2	11	5.5	9	0
Green	1	1	1.0	1	0

CHIEFS TOTAL	300	3863	12.9	67t	17
Opp. Total	296	3403	11.5	49	19

RUSHING

	No.	Yds.	Avg.	LG	TD
Holmes	327	1555	4.8	41	8
Richardson	66	191	2.9	19	7
Green	35	158	4.5	16	0
Cloud	7	54	7.7	16	1
Kennison	2	13	6.5	14	0
Alexander	2	16	8.0	15	0
Hall	2	10	5.0	6	0
Gonzalez	1	9	9.0	9	0
Collins	2	6	3.0	7	0
Parker	3	6	2.0	7	0
Stryzinski	1	-10	-10	-10	0

CHIEFS TOTAL	448	2008	4.5	41	16
Opp. Total	481	2140	4.4	77t	15

TEAM LEADERS

Scoring: Todd Peterson	108 pts: 27 PATs, 27 FGs
INTs: Eric Warfield	4-61 yds., 1 TD
Tackles: Donnie Edwards	147 (112 solo)
Sacks: Duane Clemons	7.0 (-68.5 yds.)
Punting: Dan Stryzinski	73-2976 yds., 40.8 avg., 27 In 20, 76 LG
Punt Returns: Dante Hall	32-235 yds., 7.3 avg., 0 TDs
Kickoff Returns: Dante Hall	43-969 yds., 22.5 avg., 0 TDs





7-9 • 3rd AFC West • Gunther Cunningham

Preseason (0-4)

8/5	L	10-14	at Tennessee	68,016
8/13	L	10-33	SAN FRANCISCO	76,682
8/19	L	22-26	JACKSONVILLE	75,120
8/25	L	14-37	at Tampa Bay	64,267

Regular Season (7-9)

9/3	L	14-27	INDIANAPOLIS	78,357
9/10	L	14-17 OT	at Tennessee	68,203
9/17	W	42-10	SAN DIEGO	77,604
9/24	W	23-22	at Denver	74,596
10/2	W	24-17	SEATTLE (Mon) (N)	82,893
10/15	L	17-20	OAKLAND	79,025
10/22	W	54-34	ST. LOUIS	79,142
10/29	W	24-19	at Seattle	62,141
11/5	L	31-49	at Oakland	62,428
11/12	L	7-21	at San Francisco	68,002
11/19	L	17-21	BUFFALO	78,457
11/26	L	16-17	at San Diego	47,228
12/4	L	24-30	at New England (Mon) (N)	60,292
12/10	W	15-14	CAROLINA	77,481
12/17	W	20-7	DENVER	78,406
12/24	L	13-29	at Atlanta	41,017

REGULAR STARTERS

OFFENSE		DEFENSE	
WR	Sylvester Morris	LE	Eric Hicks
LT	John Tait	LT	Chester McGlockton
LG	Jeff Blackshear	RT	Dan Williams
C	Tim Grunhard	RE	Duane Clemons
RG	Will Shields	LOLB	Lew Bush
RT	Victor Riley		Mike Maslowski
TE	Tony Gonzalez	MLB	Marvyn Patton
WR	Derrick Alexander	ROLB	Donnie Edwards
QB	Elvis Grbac	LCB	Pat Dennis
FB	Tony Richardson	RCB	James Hasty
RB	Kimble Anders	SS	Greg Wesley
	Tony Richardson	FS	Jerome Woods
K	Pete Stoyanovich	P	Todd Sauerbrun
	Todd Peterson		

PRO BOWLERS IN BOLD



Western Division

	W	L	T	Pct.
Oakland	12	4	0	.750
Denver †	11	5	0	.688
Kansas City	7	9	0	.438
Seattle	6	10	0	.375
San Diego	1	15	0	.063

Central Division

	W	L	T	Pct.
Tennessee	13	3	0	.813
Baltimore †	12	4	0	.750
Pittsburgh	9	7	0	.563
Jacksonville	7	9	0	.438
Cincinnati	4	12	0	.250
Cleveland	3	13	0	.188

Eastern Division

	W	L	T	Pct.
Miami	11	5	0	.688
Indianapolis †	10	6	0	.625
N.Y. Jets	9	7	0	.563
Buffalo	8	8	0	.500
New England	5	11	0	.313

AFC Championship: Baltimore 16, Oakland 3
 NFC Championship: N.Y. Giants 41, Minnesota 0
 Super Bowl XXXV: Baltimore 34, N.Y. Giants 7



Western Division

	W	L	T	Pct.
New Orleans	10	6	0	.625
St. Louis †	10	6	0	.625
Carolina	7	9	0	.438
San Francisco	6	10	0	.375
Atlanta	4	12	0	.250

Central Division

	W	L	T	Pct.
Minnesota	11	5	0	.688
Tampa Bay †	10	6	0	.625
Detroit	9	7	0	.563
Green Bay	9	7	0	.563
Chicago	5	11	0	.313

Eastern Division

	W	L	T	Pct.
N.Y. Giants	12	4	0	.750
Philadelphia †	11	5	0	.688
Washington	8	8	0	.500
Dallas	5	11	0	.313
Arizona	3	13	0	.188

TEAM STATISTICS

	CHIEFS	OPP.
TOTAL FIRST DOWNS	321	330
Rushing/Passing/Penalty	84/207/30	103/201/26
3rd Down: Made/Att	75/204	84/207
3rd Down Pct.	36.8	40.6
4th Down: Made/Att	4/13	8/11
4th Down Pct.	30.8	72.7
TOTAL NET YARDS	5614	5280
Avg. Per Game	350.9	330.0
Total Plays	999	1041
Avg. Per Play	5.6	5.1
NET YARDS RUSHING	1465	1809
Avg. Per Game	91.6	113.1
Total Rushes	383	441
NET YARDS PASSING	4149	3471
Avg. Per Game	259.3	216.9
Sacked/Yards Lost	34/259	51/266
Gross Yards	4408	3737
Attempts/Completions	582/342	549/358
Pct. of Completions	58.8	65.2
Had Intercepted	15	15
PUNTS/AVERAGE	82/44.6	78/43.1
Net Punting Avg.	82/35.8	78/36.8
PUNT RETURNS/YARDS	37/295	43/559
KICKOFF RETURNS/YARDS	70/1466	70/1679
PENALTIES/YARDS	118/848	108/1020
FUMBLES/BALL LOST	23/11	19/14
TOUCHDOWNS	44	42
Rushing/Passing	12/29	13/25
Defensive/Kicking Game	3/0	4/0
TIME OF POSSESSION	27:36	32:24

SCORE BY PERIODS	1	2	3	4	OT	Total
CHIEFS TOTAL	50	99	82	124	0	355
Opp. Total	75	123	64	89	3	354

INDIVIDUAL STATISTICS

PASSING

	Att.	Cmp.	Yds.	Pct.	TD	Int	LG	Rating
Grbac	547	326	4169	59.6	28	14	81t	89.9
Moon	34	15	208	44.1	1	1	41	61.9
Morris	1	1	31	100.0	0	0	31	118.8
CHIEFS TOTAL	582	342	4408	58.8	29	15	81t	88.5
Opp. Total	549	358	3737	65.2	25	15	47	88.6

PASS RECEIVING

	No.	Yds.	Avg.	LG	TD
Gonzalez	93	1203	12.9	39	9
Alexander	78	1391	17.8	81t	10
Richardson	58	468	8.1	24	3
Morris	48	678	14.1	47	3
Lockett	33	422	12.8	34t	2
Anders	15	76	5.1	12	0
Drayton	8	70	8.8	21	2
Parker	3	41	13.7	27	0
Dunn	2	26	13.0	20	0
Bennett	2	17	8.5	13	0
Cloud	2	16	8.0	13	0
CHIEFS TOTAL	342	4408	12.9	81t	29
Opp. Total	358	3737	10.4	47	25

RUSHING

	No.	Yds.	Avg.	LG	TD
Richardson	147	697	4.7	33	3
Anders	76	331	4.4	69	2
Moreau	67	179	2.7	22	4
Grbac	30	110	3.7	22	1
Cloud	30	84	2.8	15t	1
Alexander	3	45	15.0	26	0
Bennett	27	24	0.9	6	1
Moon	2	2	1.0	2	0
Parker	1	-7	-7.0	-7	0
CHIEFS TOTAL	383	1465	3.8	69	12
Opp. Total	441	1822	4.1	50	13

TEAM LEADERS

Scoring: Todd Peterson	70 pts: 25 PATs, 15 FGs
INTs: James Hasty	4-53 yds., 0 TDs
Tackles: Donnie Edwards	151 (119 solo)
Sacks: Eric Hicks	14.0 (-73.0 yds.)
Punting: Todd Sauerbrun	82-3656 yds., 44.6 avg., 28 In 20, 68 LG
Punt Returns: Kevin Lockett	26-208 yds., 8.0 avg., 0 TDs
Kickoff Returns: Mike Cloud	36-779 yds., 21.6 avg., 0 TDs





9-7 • 2nd AFC West • Gunther Cunningham

Preseason (2-2)

8/15	W	22-20	TENNESSEE	75,152
8/21	L	7-17	TAMPA BAY	76,292
8/26	L	6-31	at Jacksonville	56,932
9/3	W	34-27	at San Diego	46,005

Regular Season (9-7)

9/12	L	17-20	at Chicago	58,381
9/19	W	26-10	DENVER	78,683
9/26	W	31-21	DETROIT	78,384
10/3	L	14-21	at San Diego	58,099
10/10	W	16-14	NEW ENGLAND	78,636
10/21	W	35-8	at Baltimore (Thur) (N)	68,771
10/31	W	34-0	SAN DIEGO	78,473
11/7	L	17-25	at Indianapolis	56,689
11/14	L	10-17	at Tampa Bay	64,927
11/21	L	19-30	SEATTLE	78,714
11/28	W	37-34	at Oakland	48,632
12/5	W	16-10	at Denver	73,855
12/12	W	31-28	MINNESOTA (N)	78,932
12/18	W	35-19	PITTSBURGH (Sat)	78,697
12/26	L	14-23	at Seattle	66,332
1/2	L	38-41 OT	OAKLAND	79,026

REGULAR STARTERS

OFFENSE

WR	Andre Rison
LT	Glenn Parker
LG	Dave Szott
C	Tim Grunhard
RG	Will Shields
RT	Victor Riley
TE	Tony Gonzalez
WR	Derrick Alexander
QB	Elvis Grbac
FB	Tony Richardson
RB	Bam Morris
K	Pete Stoyanovich

DEFENSE

LE	Eric Hicks
LT	Chester McGlockton
RT	Tom Barndt
RE	Leslie O'Neal
	Dan Williams
LOLB	Derrick Thomas
MLB	Marvius Patton
ROLB	Donnie Edwards
LCB	Cris Dishman
RCB	James Hasty
SS	Reggie Tongue
FS	Jerome Woods
P	Daniel Pope

PRO BOWLERS IN BOLD



AMERICAN CONFERENCE

Western Division

	W	L	T	Pct.
Seattle	9	7	0	.563
Kansas City	9	7	0	.563
San Diego	8	8	0	.500
Oakland	8	8	0	.500
Denver	6	10	0	.375

Central Division

	W	L	T	Pct.
Jacksonville	14	2	0	.875
Tennessee †	13	3	0	.813
Baltimore	8	8	0	.500
Pittsburgh	6	10	0	.375
Cincinnati	4	12	0	.250
Cleveland	2	14	0	.125

Eastern Division

	W	L	T	Pct.
Indianapolis	13	3	0	.813
Buffalo †	11	5	0	.688
Miami †	9	7	0	.563
N.Y. Jets	8	8	0	.500
New England	8	8	0	.500



NATIONAL CONFERENCE

Western Division

	W	L	T	Pct.
St. Louis	13	3	0	.813
Carolina	8	8	0	.500
Atlanta	5	11	0	.313
San Francisco	4	12	0	.250
New Orleans	3	13	0	.188

Central Division

	W	L	T	Pct.
Tampa Bay	11	5	0	.688
Minnesota †	10	6	0	.625
Detroit †	8	8	0	.500
Green Bay	8	8	0	.500
Chicago	6	10	0	.375

Eastern Division

	W	L	T	Pct.
Washington	10	6	0	.625
Dallas †	8	8	0	.500
N.Y. Giants	7	9	0	.438
Arizona	6	10	0	.375
Philadelphia	5	11	0	.313

AFC Championship: Tennessee 33, Jacksonville 14

NFC Championship: St. Louis 11, Tampa Bay 6

Super Bowl XXXIV: St. Louis 23, Tennessee 16

TEAM STATISTICS

	CHIEFS	OPP.
TOTAL FIRST DOWNS	282	281
Rushing/Passing/Penalty	108/164/10	80/173/28
3rd Down: Made/Att	96/243	65/215
3rd Down Pct.	39.5	30.2
4th Down: Made/Att	6/11	6/13
4th Down Pct.	54.5	46.2
TOTAL NET YARDS	5321	5039
Avg. Per Game	332.6	314.9
Total Plays	1049	1033
Avg. Per Play	5.1	4.9
NET YARDS RUSHING	2082	1557
Avg. Per Game	130.1	97.3
Total Rushes	521	415
NET YARDS PASSING	3239	3482
Avg. Per Game	202.4	217.6
Sacked/Yards Lost	26/170	40/286
Gross Yards	3409	3768
Attempts/Completions	502/295	578/317
Pct. of Completions	58.8	54.8
Had Intercepted	15	25
PUNTS/AVERAGE	104/40.9	98/43.5
Net Punting Avg.	104/35.1	98/35.4
PUNT RETURNS/YARDS	58/706	46/406
KICKOFF RETURNS/YARDS	63/1182	78/1544
PENALTIES/YARDS	126/982	107/787
FUMBLES/BALL LOST	22/9	31/20
TOUCHDOWNS	47	38
Rushing/Passing	14/22	10/24
Defensive/Kicking Game	9/2	1/3
TIME OF POSSESSION	30:20	29:40

SCORE BY PERIODS	1	2	3	4	OT	Total
CHIEFS TOTAL	84	105	93	108	0	390
Opp. Total	50	133	74	62	3	322

INDIVIDUAL STATISTICS

	Att.	Cmp.	Yds.	Pct.	TD	Int	LG	Rating
Grbac	499	294	3389	58.9	22	15	86t	81.7
Moon	3	1	20	33.3	0	0	20	57.6
CHIEFS TOTAL	502	295	3409	58.8	22	15	86t	81.5
Opp. Total	578	317	3768	54.8	24	25	54	70.8

PASS RECEIVING

	No.	Yds.	Avg.	LG	TD
Gonzalez	76	849	11.2	73t	11
Alexander	54	832	15.4	86t	2
Horn	35	586	16.7	76t	6
Lockett	34	426	12.5	39t	2
Richardson	24	141	5.9	29	0
Rison	21	218	10.4	20	0
Shehee	18	136	7.6	17	0
Johnson	10	98	9.8	19	1
Bennett	10	41	4.1	12	0
Morris	7	37	5.3	9	0
Cloud	3	25	8.3	12	0
Anders	2	14	7.0	9	0
Jacoby	1	6	6.0	6	0

CHIEFS TOTAL	295	3409	11.6	86t	22
Opp. Total	317	3768	11.9	54	24

RUSHING

	No.	Yds.	Avg.	LG	TD
Bennett	161	627	3.9	44	8
Morris	120	414	3.5	24	3
Richardson	84	387	4.6	26	1
Shehee	65	238	3.7	18	1
Anders	32	181	5.7	46	0
Cloud	35	128	3.7	14	0
Alexander	2	82	41.0	82t	1
Horn	2	15	7.5	9	0
Grbac	19	10	0.5	8	0
Pope	1	0	0.0	0	0

CHIEFS TOTAL	521	2082	4.0	82t	14
Opp. Total	415	1557	3.8	45	10

TEAM LEADERS

Scoring: Pete Stoyanovich	108 pts: 45 PATs, 21 FGs
INTs: James Hasty	7-98 yds., 2 TDs
Tackles: Donnie Edwards	143 (105 solo)
Sacks: Derrick Thomas	7.0 (-65.0 yds.)
Punting: Daniel Pope	101-4218 yds., 41.8 avg., 20 In 20, 64 LG
Punt Returns: Tamarick Vanover	51-627 yds., 12.3 avg., 2 TDs
Kickoff Returns: Tamarick Vanover	44-886 yds., 20.1 avg., 0 TDs





Preseason (2-3)

8/1	L	24-27 OT	Green Bay (Tokyo, Japan) . . .	42,018
8/8	W	17-13	Tampa Bay (Norman, OK) . . .	43,657
8/15	L	0-34	at Minnesota	60,995
8/22	W	22-21	JACKSONVILLE	71,079
8/28	L	6-10	ST. LOUIS	69,501

Regular Season (7-9)

9/6	W	28-8	OAKLAND (N)	78,945
9/13	L	16-21	at Jacksonville	69,821
9/20	W	23-7	SAN DIEGO	73,730
9/27	W	24-21	at Philadelphia	66,675
10/4	W	17-6	SEATTLE (N)	66,418
10/11	L	10-40	at New England	59,749
10/26	L	13-20	PITTSBURGH (Mon) (N) . . .	79,431
11/1	L	17-20	N.Y. JETS	65,104
11/8	L	12-24	at Seattle	66,251
11/16	L	7-30	DENVER (Mon) (N)	78,100
11/22	L	37-38	at San Diego	59,894
11/29	W	34-24	ARIZONA	69,613
12/6	L	31-35	at Denver	74,962
12/13	W	20-17	DALLAS	77,697
12/20	L	7-28	at N.Y. Giants	66,040
12/26	W	31-24	at Oakland (Sat)	52,679

REGULAR STARTERS

OFFENSE		DEFENSE	
WR	Andre Rison	LE	John Browning
LT	Jeff Criswell	NT	Tom Barndt
LG	Glenn Parker	RE	Chester McGlockton
C	Tim Grunhard	FALC	Derrick Thomas
RG	Will Shields		Leslie O'Neal
RT	Victor Riley	ILB	Wayne Simmons
TE	Tony Gonzalez	MLB	Donnie Edwards
WR	Derrick Alexander	RLB	Anthony Davis
QB	Elvis Grbac	LCB	Dale Carter
	Rich Gannon		Mark McMillian
FB	Kimble Anders	RCB	James Hasty
RB	Donnell Bennett	SS	Reggie Tongue
K	Pete Stoyanovich	FS	Jerome Woods
		P	Louie Aguiar

PRO BOWLERS IN BOLD

AMERICAN CONFERENCE					NATIONAL CONFERENCE				
Western Division					Western Division				
	W	L	T	Pct.		W	L	T	Pct.
Denver	14	2	0	.875	Atlanta	14	2	0	.875
Oakland	8	8	0	.500	San Francisco †	12	4	0	.750
Seattle	8	8	0	.500	New Orleans	6	10	0	.375
Kansas City	7	9	0	.438	Carolina	4	12	0	.250
San Diego	5	11	0	.313	St. Louis	4	12	0	.250
Central Division					Central Division				
	W	L	T	Pct.		W	L	T	Pct.
Jacksonville	11	5	0	.688	Minnesota	15	1	0	.938
Tennessee	8	8	0	.500	Green Bay †	11	5	0	.688
Pittsburgh	7	9	0	.438	Tampa Bay	8	8	0	.500
Baltimore	6	10	0	.375	Detroit	5	11	0	.313
Cincinnati	3	13	0	.188	Chicago	4	12	0	.250
Eastern Division					Eastern Division				
	W	L	T	Pct.		W	L	T	Pct.
N.Y. Jets	12	4	0	.750	Dallas	10	6	0	.625
Buffalo †	10	6	0	.625	Arizona †	9	7	0	.563
Miami †	10	6	0	.625	N.Y. Giants	8	8	0	.500
New England †	9	7	0	.563	Washington	6	10	0	.375
Indianapolis	3	13	0	.188	Philadelphia	3	13	0	.188

AFC Championship: Denver 23, N.Y. Jets 10
 NFC Championship: Atlanta 30, Minnesota 27
 Super Bowl XXXIII: Denver 34, Atlanta 19

TEAM STATISTICS

	CHIEFS	OPP.
TOTAL FIRST DOWNS	289	321
Rushing/Passing/Penalty	103/153/33	119/146/56
3rd Down: Made/Att	70/220	69/204
3rd Down Pct.	31.8	33.8
4th Down: Made/Att	13/25	6/12
4th Down Pct.	52.0	50.0
TOTAL NET YARDS	4808	4854
Avg. Per Game	300.5	303.4
Total Plays	1012	1010
Avg. Per Play	4.8	4.8
NET YARDS RUSHING	1548	1869
Avg. Per Game	96.8	116.8
Total Rushes	433	491
NET YARDS PASSING	3260	2985
Avg. Per Game	203.8	186.6
Sacked/Yards Lost	36/212	40/268
Gross Yards	3472	3253
Attempts/Completions	543/305	479/259
Pct. of Completions	56.2	54.1
Had Intercepted	18	13
PUNTS/AVERAGE	77/42.3	77/42.2
Net Punting Avg.	77/34.3	77/36.0
PUNT RETURNS/YARDS	38/316	41/513
KICKOFF RETURNS/YARDS	63/1319	69/1374
PENALTIES/YARDS	158/1304	138/1292
FUMBLES/BALL LOST	35/14	36/20
TOUCHDOWNS	35	44
Rushing/Passing	19/15	22/17
Defensive/Kicking Game	1/0	3/2
TIME OF POSSESSION	29:53	30:07

SCORE BY PERIODS	1	2	3	4	OT	Total
CHIEFS TOTAL	77	67	105	78	0	327
Opp. Total	101	100	65	97	0	363

INDIVIDUAL STATISTICS

PASSING									
	Att.	Cmp.	Yds.	Pct.	TD	Int	LG	Rating	
Gannon	354	206	2305	58.2	10	6	80t	80.1	
Grbac	188	98	1142	52.1	5	12	65	53.1	
Hughes	1	1	25	100.0	0	0	25	118.8	
CHIEFS TOTAL	543	305	3472	56.2	15	18	80t	70.9	
Opp. Total	479	259	3253	54.1	17	13	58	76.0	

PASS RECEIVING					
	No.	Yds.	Avg.	LG	TD
Anders	64	462	7.2	29	2
Gonzalez	59	621	10.5	32	2
Alexander	54	992	18.4	65	4
Rison	40	542	13.6	80t	5
Lockett	19	281	14.8	38	0
Bennett	16	91	5.7	14	1
Horn	14	198	14.1	57	1
Popson	13	90	6.9	17	0
Morris	12	95	7.9	29	0
Shehee	10	73	7.3	14	0
Richardson	2	13	6.5	15	0
Hughes	1	10	10.0	10	0
Shields	1	4	4.0	4	0
CHIEFS TOTAL	305	3472	11.4	80t	15
Opp. Total	259	3253	12.6	58	17

RUSHING					
	No.	Yds.	Avg.	LG	TD
Bennett	148	527	3.6	26	5
Morris	129	481	3.7	38	8
Anders	58	230	4.0	20	1
Gannon	44	168	3.8	21	3
Shehee	22	57	2.6	10	0
Richardson	20	45	2.3	6	2
Grbac	7	27	3.9	10	0
Rison	2	12	6.0	11	0
Vanover	2	1	0.5	2	0
Horn	1	0	0.0	0	0
CHIEFS TOTAL	433	1548	3.6	38	19
Opp. Total	491	1869	3.8	72t	22

TEAM LEADERS

Scoring: Pete Stoyanovich	115 pts: 34 PATs, 27 FGs
INTs: James Hasty	4-42 yds., 0 TDs
Tackles: Donnie Edwards	151 (97 solo)
Sacks: Derrick Thomas	12.0 (-79.0 yds.)
Punting: Louie Aguiar	75-3226 yds., 43.0 avg., 20 in 20, 59 LG
Punt Returns: Tamarick Vanover	27-264 yds., 9.8 avg., 0 TDs
Kickoff Returns: Tamarick Vanover	41-956 yds., 23.3 avg., 0 TDs

1997

KANSAS CITY CHIEFS



13-3 • 1st AFC West • Marty Schottenheimer

Preseason (1-3)

8/2	L	14-28	PITTSBURGH	72,726
8/9	L	7-26	at New Orleans	55,211
8/14	W	30-10	CAROLINA	76,972
8/22	L	13-14	at St. Louis	63,936

Regular Season (13-3)

8/31	L	3-19	at Denver	75,600
9/8	W	28-27	at Oakland (Mon) (N)	61,523
9/14	W	22-16	BUFFALO	78,169
9/21	W	35-14	at Carolina	67,402
9/28	W	20-17 OT	SEATTLE	77,877
10/5	L	14-17	at Miami	71,794
10/16	W	31-3	SAN DIEGO (Thur) (N)	77,196
10/26	W	28-20	at St. Louis	64,864
11/3	W	13-10	PITTSBURGH (Mon) (N)	78,301
11/9	L	10-24	at Jacksonville	70,444
11/16	W	24-22	DENVER	77,963
11/23	W	19-14	at Seattle	66,264
11/30	W	44-9	SAN FRANCISCO	77,535
12/7	W	30-0	OAKLAND	76,379
12/14	W	29-7	at San Diego	54,594
12/21	W	25-13	NEW ORLEANS	66,772

AFC Divisional Playoff Game

1/4	L	10-14	DENVER (Sat)	76,965
-----	---	-------	--------------	--------

REGULAR STARTERS

OFFENSE		DEFENSE	
WR	Andre Rison	LT	Vaughn Booker
LT	Jeff Criswell	RT	Joe Phillips
LG	Dave Szott	RE	John Browning
C	Tim Grunhard	LOLB	Derrick Thomas
RG	Will Shields	ILB	Terry Wooden
RT	Glenn Parker		Wayne Simmons
TE	Ted Popson	MLB	Donnie Edwards
WR	Lake Dawson	ROLB	Anthony Davis
QB	Elvis Grbac	LCB	Dale Carter
FB	Kimble Anders	RCB	James Hasty
RB	Greg Hill	SS	Reggie Tongue
K	Pete Stoyanovich	FS	Jerome Woods
		P	Louie Aguiar

PRO BOWLERS IN BOLD

AMERICAN CONFERENCE					NATIONAL CONFERENCE				
Western Division					Western Division				
Kansas City	W	L	T	Pct.	San Francisco	W	L	T	Pct.
Denver †	13	3	0	.813	Atlanta	13	3	0	.813
Seattle	12	4	0	.750	Carolina	7	9	0	.438
Oakland	8	8	0	.500	New Orleans	6	10	0	.375
San Diego	4	12	0	.250	St. Louis	5	11	0	.313
Central Division					Central Division				
Pittsburgh	W	L	T	Pct.	Green Bay	W	L	T	Pct.
Jacksonville †	11	5	0	.688	Tampa Bay †	13	3	0	.813
Tennessee	11	5	0	.688	Detroit †	10	6	0	.625
Cincinnati	8	8	0	.500	Minnesota †	9	7	0	.563
Baltimore	7	9	0	.438	Chicago	9	7	0	.563
	6	9	1	.406		4	12	0	.250
Eastern Division					Eastern Division				
New England	W	L	T	Pct.	N.Y. Giants	W	L	T	Pct.
Miami †	10	6	0	.625	Washington	10	5	1	.656
N.Y. Jets	9	7	0	.563	Philadelphia	8	7	1	.531
Buffalo	9	7	0	.563	Philadelphia	6	9	1	.406
Indianapolis	6	10	0	.375	Dallas	6	10	0	.375
	3	13	0	.188	Arizona	4	12	0	.250

AFC Championship: Denver 24, Pittsburgh 21

NFC Championship: Green Bay 23, San Francisco 10

Super Bowl XXXII: Denver 31, Green Bay 24

TEAM STATISTICS

	CHIEFS	OPP.
TOTAL FIRST DOWNS	315	278
Rushing/Passing/Penalty	129/163/23	94/158/26
3rd Down: Made/Att.	93/225	65/206
3rd Down Pct.	41.3	31.6
4th Down: Made/Att.	5/16	4/13
4th Down Pct.	31.3	30.8
TOTAL NET YARDS	5064	4880
Avg. Per Game	316.5	305.0
Total Plays	1054	974
Avg. Per Play	4.8	5.0
NET YARDS RUSHING	2171	1621
Avg. Per Game	135.7	101.3
Total Rushes	529	413
Avg. Per Play	4.1	3.9
NET YARDS PASSING	2893	3259
Avg. Per Game	180.8	203.7
Sacked/Yards Lost	32/236	54/359
Gross Yards	3129	3618
Attempts/Completions	493/281	507/271
Pct. of Completions	57.0	53.5
Had Intercepted	10	21
PUNTS/AVERAGE	83/42.0	84/41.3
Net Punting Avg.	38.0	33.9
PUNT RETURNS/YARDS	35/383	39/255
KICKOFF RETURNS/YARDS	54/1345	80/1672
PENALTIES/YARDS	121/1035	113/977
FUMBLES/LOST	21/10	30/13
TOUCHDOWNS	42	23
Rushing/Passing	15/20	8/15
Returns: Off./Def./Kicking Game*	1/4/2	0/0
TIME OF POSSESSION	31:16	28:44

SCORE BY PERIODS	1	2	3	4	OT	Total
CHIEFS TOTAL	63	149	59	101	3	375
Opp. Total	61	80	47	44	0	232

INDIVIDUAL STATISTICS

	Att.	Cmp.	Yds.	Pct.	TD	Int	LG	Rating
Grbac	314	179	1943	57.6	11	6	55t	79.1
Gannon	175	98	1144	56.0	7	4	47	79.8
Tolliver	1	1	-8	100.0	0	0	-8	79.2
Allen	2	2	15	100.0	2	0	14t	137.5
Aguiar	1	1	35	100.0	0	0	35	118.8

CHIEFS TOTAL	493	281	3129	57.0	20	10	55t	81.1
Opp. Total	507	271	3618	53.5	15	21	78	69.0

	No.	Yds.	Avg.	LG	TD
Rison	72	1092	15.2	45	7
Anders	59	453	7.7	55t	2
Popson	35	320	9.1	21	2
Gonzalez	33	368	11.2	30	2
Dawson	21	273	13.0	27	2
Hill	12	126	10.5	39	0
Allen	11	86	7.8	18	0
Vanover	7	92	13.1	42	0
Hughes	7	65	9.3	14t	2
Bennett	7	5	0.7	4	0
Perriman	6	83	13.8	27	0
Walker	5	60	12.0	22	0
Richardson	3	6	2.0	3t	3
Horn	2	65	32.5	47	0
Lockett	1	35	35.0	35	0

CHIEFS TOTAL	281	3129	11.1	55t	20
Opp. Total	271	3618	13.4	78	15

	No.	Yds.	Avg.	LG	TD
Hill	157	550	3.5	38	0
Allen	124	505	4.1	30	11
Anders	79	397	5.0	43	0
Bennett	94	369	3.9	14	1
Grbac	30	168	5.6	20	1
Gannon	33	109	3.3	13	2
Vanover	5	50	10.0	17	0
Aguiar	2	11	5.5	6	0
Richardson	2	11	5.5	6	0
Tolliver	2	-1	-0.5	0	0
Rison	1	2	2.0	2	0

CHIEFS TOTAL	529	2171	4.1	43	15
Opp. Total	413	1621	3.9	45	8

TEAM LEADERS

Scoring: Pete Stoyanovich	113 pts: 35 PATs, 26 FGs
INTs: Mark McMillian	8-274 yds., 3 TDs
Tackles: Reggie Tongue	142 (91 solo)
Sacks: Dan Williams	10.5 (-57.5 yds.)
Punting: Louie Aguiar	82-3465 yds., 42.3 avg., 28 In 20, 65 LG
Punt Returns: Tamarick Vanover	35-383 yds., 10.9 avg., 1 TD
Kickoff Returns: Tamarick Vanover	51-1308 yds., 25.6 avg., 1 TD





Preseason (3-1)

8/5	W	32-6	Dallas (Mon) (Monterrey, Mex.)	45,128
8/10	W	42-6	NEW ORLEANS	65,710
8/17	L	30-34	ST. LOUIS	72,191
8/22	W	14-10	at Chicago	51,111

Regular Season (9-7)

9/1	W	20-19	at Houston	27,725
9/8	W	19-3	OAKLAND	79,281
9/15	W	35-17	at Seattle	39,790
9/22	W	17-14	DENVER	79,439
9/29	L	19-22	at San Diego	59,384
10/7	L	7-17	PITTSBURGH (Mon) (N)	79,189
10/17	W	34-16	SEATTLE (Thur) (N)	76,057
10/27	L	7-34	at Denver	75,652
11/3	W	21-6	at Minnesota	59,552
11/10	W	27-20	GREEN BAY	79,281
11/17	W	14-10	CHICAGO	76,762
11/24	L	14-28	SAN DIEGO	69,472
11/28	W	28-24	at Detroit (Thur) (Thns)	75,079
12/9	L	7-26	at Oakland (Mon) (N)	57,082
12/15	L	19-24	INDIANAPOLIS	71,136
12/22	L	9-20	at Buffalo	68,671

REGULAR STARTERS

OFFENSE		DEFENSE	
WR	Chris Penn	LE	Neil Smith
LT	John Alt	LT	Joe Phillips
LG	Dave Szott	RT	Dan Saleaumua
C	Tim Grunhard	RE	Vaughn Booker
RG	Will Shields	LOLB	Derrick Thomas
RT	Ricky Siglar	MLB	Tracy Simien
TE	Derrick Walker	ROLB	Anthony Davis
WR	Sean LaChapelle	LCB	Dale Carter
	Tamarick Vanover	RCB	James Hasty
QB	Steve Bono	SS	Brian Washington
FB	Kimble Anders	FS	Mark Collins
RB	Marcus Allen	P	Louie Aguiar
K	Pete Stoyanovich		

PRO BOWLERS IN BOLD

AMERICAN CONFERENCE					NATIONAL CONFERENCE				
Western Division					Western Division				
Denver	W	L	T	Pct.	Carolina	W	L	T	Pct.
Kansas City	13	3	0	.813	San Francisco †	12	4	0	.750
San Diego	9	7	0	.563	St. Louis	6	10	0	.375
Oakland	8	8	0	.500	Atlanta	3	13	0	.188
Seattle	7	9	0	.438	New Orleans	3	13	0	.188
	7	9	0	.438					
Central Division					Central Division				
Pittsburgh	W	L	T	Pct.	Green Bay	W	L	T	Pct.
Jacksonville †	10	6	0	.625	Minnesota †	13	3	0	.813
Cincinnati	9	7	0	.563	Chicago	9	7	0	.563
Houston	8	8	0	.500	Tampa Bay	7	9	0	.438
Baltimore	8	8	0	.500	Detroit	6	10	0	.375
	4	12	0	.250		5	11	0	.313
Eastern Division					Eastern Division				
New England	W	L	T	Pct.	Dallas	W	L	T	Pct.
Buffalo †	11	5	0	.688	Philadelphia †	10	6	0	.625
Indianapolis †	10	6	0	.625	Washington	10	6	0	.625
Miami	9	7	0	.563	Arizona	9	7	0	.563
N.Y. Jets	8	8	0	.500	N.Y. Giants	7	9	0	.438
	1	15	0	.063		6	10	0	.375

AFC Championship: New England 20, Jacksonville 6

NFC Championship: Green Bay 30, Carolina 13

Super Bowl XXXI: Green Bay 35, New England 21

TEAM STATISTICS

	CHIEFS	OPP
TOTAL FIRST DOWNS	312	296
Rushing/Passing/Penalty	111/168/33	84/184/28
3rd Down: Made/Att.	77/221	92/218
3rd Down Pct.	34.8	42.2
4th Down: Made/Att.	8/17	3/10
4th Down Pct.	47.1	30.0
TOTAL NET YARDS	4899	5204
Avg. Per Game	306.2	325.3
Total Plays	1045	1008
Avg. Per Play	4.7	5.2
NET YARDS RUSHING	2009	1666
Avg. Per Game	125.6	104.1
Total Rushes	488	441
Avg. Per Play	4.1	3.8
NET YARDS PASSING	2890	3538
Avg. Per Game	180.6	221.1
Sacked/Yards Lost	27/203	31/193
Gross Yards	3093	3731
Attempts/Completions	530/290	536/289
Completion Pct.	54.7	53.9
Had Intercepted	14	17
PUNTS/AVERAGE	88/41.7	71/41.8
Net Punting Avg.	33.8	36.2
PUNT RETURNS/YARDS	33/282	42/492
KICKOFF RETURNS/YARDS	66/1567	64/1300
PENALTIES/YARDS	122/901	103/876
FUMBLES/LOST	17/10	23/10
TOUCHDOWNS	35	32
Rushing/Passing	15/18	11/19
Defensive/Kicking Game	1/1	1/1
TIME OF POSSESSION	30:39	29:21

SCORE BY PERIODS	1	2	3	4	OT	Total
CHIEFS TOTAL	61	108	38	90	0	297
Opp. Total	81	76	72	71	0	300

INDIVIDUAL STATISTICS

	PASSING												
	Att.	Cmp.	Yds.	Pct.	TD	Int	LG	Rating					
Bono	438	235	2572	53.7	12	13	69	68.0					
Gannon	90	54	491	60.0	6	1	25	92.4					
Allen	1	0	0	0.0	0	0	0	39.6					
Hughes	1	1	30	100.0	0	0	30	118.8					
CHIEFS TOTAL	530	290	3093	54.7	18	14	69	72.3					
Opp. Total	536	289	3731	53.9	19	17	55	74.6					

	PASS RECEIVING												
	No.	Yds.	Avg.	LG	TD								
Anders	60	529	8.8	45	2								
Penn	49	628	12.8	22	5								
LaChapelle	27	422	15.6	69	2								
Allen	27	270	10.0	59	0								
Vanover	21	241	11.5	24	1								
McNair	21	181	8.6	29	1								
Johnson	18	189	10.5	26	1								
Hughes	17	167	9.8	26	1								
Cash	14	80	5.7	20	0								
Walker	9	73	8.1	24	1								
Bennett	8	21	2.6	10	0								
Carter	6	89	14.8	46t	1								
Dawson	5	83	16.6	25	1								
Hill	3	60	20.0	34t	1								
Horn	2	30	15.0	21	0								
Richardson	2	18	9.0	17	1								
Bailey	1	12	12.0	12	0								
CHIEFS TOTAL	290	3093	10.7	69	18								
Opp. Total	289	3731	12.9	55	19								

	RUSHING												
	No.	Yds.	Avg.	LG	TD								
Allen	206	830	4.0	35	9								
Hill	135	645	4.8	28	4								
Anders	54	201	3.7	15t	2								
Bennett	36	166	4.6	34	0								
Gannon	12	81	6.8	19	0								
McNair	9	32	3.6	9	0								
Bono	26	27	1.0	17	0								
Richardson	4	10	2.5	4	0								
Horn	1	8	8.0	8	0								
Vanover	4	6	1.5	6	0								
Carter	1	3	3.0	3	0								
CHIEFS TOTAL	488	2009	4.1	35	15								
Opp. Total	441	1666	3.8	65t	11								

TEAM LEADERS

Scoring: Pete Stoyanovich	85 pts: 34 PATs, 17 FGs
INTs: Mark Collins	6-45 yds., 0 TDs
Tackles: Mark Collins	119 (94 solo)
Sacks: Derrick Thomas	13.0 (-109.0 yds.)
Punting: Louie Aguiar	88-3667 yds., 41.7 avg., 25 In 20, 68 LG
Punt Returns: Tamarick Vanover	17-116 yds., 6.8 avg., 0 TDs
Kickoff Returns: Tamarick Vanover	33-854 yds., 25.9 avg., 1 TD



Preseason (3-1)

8/5	W	37-21	WASHINGTON	70,807
8/11	L	17-22	at Arizona	37,622
8/19	W	36-10	BUFFALO	76,299
8/26	W	17-13	at Minnesota	39,349

Regular Season (13-3)

9/3	W	34-10	at Seattle	54,062
9/10	W	20-17 OT	N.Y. GIANTS	77,962
9/17	W	23-17 OT	OAKLAND	78,696
9/24	L	17-35	at Cleveland	74,280
10/1	W	24-3	at Arizona	50,211
10/9	W	29-23 OT	SAN DIEGO (Mon) (N)	79,288
10/15	W	31-26	NEW ENGLAND	77,992
10/22	W	21-7	at Denver	71,044
11/5	W	24-3	WASHINGTON	77,821
11/12	W	22-7	at San Diego	59,285
11/19	W	20-13	HOUSTON (N)	77,576
11/23	L	12-24	at Dallas (Thur) (Thnks)	64,901
12/3	W	29-23	at Oakland	53,930
12/11	L	6-13	at Miami (Mon) (N)	70,321
12/17	W	20-17	DENVER	75,061
12/24	W	26-3	SEATTLE	75,784

AFC Divisional Playoff Game

1/7	L	7-10	INDIANAPOLIS (Sat)	77,594
-----	---	------	--------------------	--------

REGULAR STARTERS

OFFENSE		DEFENSE	
WR	Lake Dawson	LE	Neil Smith
	Webster Slaughter	LT	Joe Phillips
LT	John Alt	RT	Dan Saleaumua
LG	Dave Szott	RE	Vaughn Booker
C	Tim Grunhard		Darren Mickell
RG	Will Shields	LOLB	George Jamison
RT	Ricky Siglar	MLB	Tracy Simien
	Jeff Criswell	ROLB	Derrick Thomas
TE	Keith Cash	LCB	Dale Carter
	Derrick Walker	RCB	James Hasty
WR	Willie Davis	SS	Brian Washington
QB	Steve Bono	FS	Mark Collins
FB	Kimble Anders	P	Louie Aguiar
RB	Marcus Allen		
K	Lin Elliott		

PRO BOWLERS IN BOLD



Western Division

	W	L	T	Pct.
Kansas City	13	3	0	.813
San Diego †	9	7	0	.563
Denver	8	8	0	.500
Seattle	8	8	0	.500
Oakland	8	8	0	.500

Central Division

	W	L	T	Pct.
Pittsburgh	11	5	0	.689
Cincinnati	7	9	0	.438
Houston	7	9	0	.438
Cleveland	5	11	0	.313
Jacksonville	4	12	0	.250

Eastern Division

	W	L	T	Pct.
Buffalo	10	6	0	.625
Indianapolis †	9	7	0	.563
Miami †	9	7	0	.563
New England	6	10	0	.375
N.Y. Jets	3	13	0	.188



Western Division

	W	L	T	Pct.
San Francisco	11	5	0	.689
Atlanta †	9	7	0	.563
St. Louis	7	9	0	.438
Carolina	7	9	0	.438
New Orleans	7	9	0	.438

Central Division

	W	L	T	Pct.
Green Bay	11	5	0	.689
Detroit †	10	6	0	.625
Chicago	9	7	0	.563
Minnesota	8	8	0	.500
Tampa Bay	7	9	0	.438

Eastern Division

	W	L	T	Pct.
Dallas	12	4	0	.750
Philadelphia †	10	6	0	.615
Washington	6	10	0	.375
N.Y. Giants	5	11	0	.313
Arizona	4	12	0	.250

AFC Championship: Pittsburgh 20, Indianapolis 16

NFC Championship: Dallas 38, Green Bay 27

Super Bowl XXX: Dallas 27, Pittsburgh 17

TEAM STATISTICS

	CHIEFS	OPP
TOTAL FIRST DOWNS	295	289
Rushing/Passing/Penalty	113/164/18	83/178/28
3rd Down: Made/Att.	82/231	78/229
3rd Down Pct.	35.5	34.1
4th Down: Made/Att.	15/22	7/18
4th Down Pct.	68.2	38.9
TOTAL NET YARDS	5242	4549
Avg. Per Game	327.6	284.3
Total Plays	1059	1047
Avg. Per Play	4.9	4.3
NET YARDS RUSHING	2222	1327
Avg. Per Game	138.9	82.9
Total Rushes	507	404
Avg. Per Play	4.4	3.3
NET YARDS PASSING	3020	3222
Avg. Per Game	188.8	201.4
Sacked/Yards Lost	21/158	47/347
Gross Yards	317.8	358.9
Attempts/Completions	531/300	596/329
Pct. of Completions	56.5	55.2
Had Intercepted	10	16
PUNTS/AVERAGE	91/43.8	102/41.8
Net Punting Avg.	36.5	35.1
PUNT RETURNS/YARDS	58/561	42/433
KICKOFF RETURNS/YARDS	55/1306	71/1448
PENALTIES/YARDS	116/851	106/828
FUMBLES/LOST	17/11	35/17
TOUCHDOWNS	42	26
Rushing/Passing	14/21	7/16
Defensive/Kicking Game	4/3	5/0
TIME OF POSSESSION	31:08	28:52

SCORE BY PERIODS	1	2	3	4	OT	Total
CHIEFS TOTAL	70	120	56	97	15	358
Opp. Total	68	59	29	85	0	241

INDIVIDUAL STATISTICS

	Att.	Cmp.	Yds.	Pct.	TD	Int	LG	Rating
Bono	520	293	3121	56.3	21	10	60t	79.5
Gannon	11	7	57	63.6	0	0	18	76.7
CHIEFS TOTAL	531	300	3178	56.5	21	10	60t	79.4
Opp. Total	596	329	3569	55.2	16	16	49	70.8

PASS RECEIVING

	No.	Yds.	Avg.	LG	TD
Anders	55	349	6.3	28	1
Cash	42	419	10.0	38t	1
Dawson	40	513	12.8	45t	5
Slaughter	34	514	15.1	38	4
W. Davis	33	527	16.0	60t	5
Allen	27	210	7.8	20	0
Walker	25	205	8.2	18t	1
Hughes	14	103	7.4	16	1
Vanover	11	231	21.0	57	2
Thompson	9	37	4.1	7	0
Hill	7	45	6.4	13	0
Bennett	1	12	12.0	12	0
Penn	1	12	12.0	12	0
Valerio	1	1	1.0	1t	1
CHIEFS TOTAL	300	3178	10.6	60t	21
Opp. Total	29	3569	10.6	49	16

RUSHING

	No.	Yds.	Avg.	LG	TD
Allen	207	890	4.3	38	5
Hill	155	667	4.3	27	1
Anders	58	398	6.9	44	2
Bono	28	113	4.0	76t	5
Thompson	28	73	2.6	10	0
Vanover	6	31	5.2	13	0
Gannon	8	25	3.1	12t	1
Richardson	8	18	2.3	5	0
Bennett	7	11	1.6	11	0
Hughes	1	5	5.0	5	0
Dawson	1	-9	-9.0	-9	0
CHIEFS TOTAL	507	2222	4.4	76t	14
Opp. Total	404	1327	3.3	27	7

TEAM LEADERS

Scoring: Lin Elliott	106 pts: 34 PATs, 24 FGs
INTs: Dale Carter	4-45 yds., 0 TDs
Tackles: Tracy Simien	106 (75 solo)
Sacks: Neil Smith	12.0 (-82.0 yds.)
Punting: Louie Aguiar	91-3990 yds., 43.8 avg., 29 In 20, 65 LG
Punt Returns: Tamarick Vanover	51-540 yds., 10.6 avg., 1 TD
Kickoff Returns: Tamarick Vanover	43-1095 yds., 25.5 avg., 2 TDs

1994

KANSAS CITY CHIEFS



9-7 • 2nd AFC West • Marty Schottenheimer

Preseason (2-3)

7/31	W	24-17	HOUSTON	70,732
8/7	L	9-17	Minnesota (Tokyo, Japan)	49,555
8/12	W	17-14	at Washington	40,778
8/22	L	18-21	CHICAGO	75,114
8/26	L	3-24	at Buffalo	46,166

Regular Season (9-7)

9/4	W	30-17	at New Orleans	69,362
9/11	W	24-17	SAN FRANCISCO	79,907
9/18	W	30-10	at Atlanta (N)	67,357
9/25	L	0-16	L.A. RAMS	78,184
10/9	L	6-20	at San Diego	62,923
10/17	W	31-28	at Denver (Mon) (N)	75,151
10/23	W	38-23	SEATTLE	78,847
10/30	L	10-44	at Buffalo	79,501
11/6	W	13-3	L.A. RAIDERS (N)	78,709
11/13	L	13-14	SAN DIEGO	78,997
11/20	W	20-13	CLEVELAND	69,121
11/27	L	9-10	at Seattle	54,120
12/4	L	17-20 OT	DENVER	77,831
12/12	L	28-45	at Miami (Mon) (N)	71,578
12/18	W	31-9	HOUSTON	74,474
12/24	W	19-9	at L.A. Raiders (Sat)	64,130

AFC Wild Card Playoff Game

12/31	L	17-27	at Miami (Sat)	67,487
-------	---	-------	----------------	--------

REGULAR STARTERS

OFFENSE		DEFENSE	
WR	J.J. Birden	LE	Neil Smith
LT	John Alt	LT	Joe Phillips
LG	Dave Szott	RT	Dan Saleaumua
C	Tim Grunhard	RE	Darren Mickell
RG	Will Shields	LOLB	Derrick Thomas
RT	Ricky Siglar	MLB	Tracy Simien
	Derrick Graham	ROLB	George Jamison
TE	Keith Cash	LCB	Mark Collins
	Derrick Walker	RCB	Dale Carter
WR	Willie Davis	SS	David Whitmore
QB	Joe Montana	FS	William White
FB	Kimble Anders	P	Louie Aguiar
RB	Marcus Allen		
K	Lin Elliott		

PRO BOWLERS IN BOLD



Western Division

	W	L	T	Pct.
San Diego	11	5	0	.699
Kansas City †	9	7	0	.563
L.A. Raiders	9	7	0	.563
Denver	7	9	0	.438
Seattle	6	10	0	.375

Central Division

	W	L	T	Pct.
Pittsburgh	12	4	0	.750
Cleveland †	11	5	0	.688
Cincinnati	3	13	0	.188
Houston	2	14	0	.125

Eastern Division

	W	L	T	Pct.
Miami	10	6	0	.625
New England †	10	6	0	.625
Indianapolis	8	8	0	.500
Buffalo	7	9	0	.438
N.Y. Jets	6	10	0	.375



NATIONAL CONFERENCE

Western Division

	W	L	T	Pct.
San Francisco	13	3	0	.813
New Orleans	7	9	0	.438
Atlanta	7	9	0	.438
L.A. Rams	4	12	0	.250

Central Division

	W	L	T	Pct.
Minnesota	10	6	0	.625
Green Bay †	9	7	0	.563
Detroit †	9	7	0	.563
Chicago †	9	7	0	.563
Tampa Bay	6	10	0	.375

Eastern Division

	W	L	T	Pct.
Dallas	12	4	0	.750
N.Y. Giants	9	7	0	.563
Arizona	8	8	0	.500
Philadelphia	7	9	0	.438
Washington	3	13	0	.188

AFC Championship: San Diego 17, Pittsburgh 13

NFC Championship: San Francisco 38, Dallas 28

Super Bowl XXIX: San Francisco 49, San Diego 26

TEAM STATISTICS

	CHIEFS	OPP.
TOTAL FIRST DOWNS	322	289
Rushing/Passing/Penalty	97/211/14	93/164/32
3rd Down: Made/Att.	94/238	80/212
3rd Down Pct.	39.5	37.7
4th Down: Made/Att.	12/23	8/14
4th Down Pct.	52.2	57.1
TOTAL NET YARDS	5692	5000
Avg. Per Game	355.8	312.5
Total Plays	1098	989
Avg. Per Play	5.2	5.1
NET YARDS RUSHING	1732	1734
Avg. Per Game	108.3	108.4
Total Rushes	464	446
Avg. Per Play	3.7	3.9
NET YARDS PASSING	3960	3266
Avg. Per Game	247.5	204.1
Sacked/Yards Lost	19/132	39/234
Gross Yards	4092	3500
Attempts/Completions	615/366	504/300
Pct. of Completions	59.5	59.5
Had Intercepted	14	12
PUNTS/AVERAGE	85/42.1	85/45.0
Net Punting Avg.	34.5	38.9
PUNT RETURNS/YARDS	43/316	50/506
KICKOFF RETURNS/YARDS	55/1300	63/1447
PENALTIES/YARDS	127/911	119/925
FUMBLES/LOST	21/12	36/26
TOUCHDOWNS	34	35
Rushing/Passing	12/20	11/23
Defensive/Kicking Game	1/1	1/0
TIME OF POSSESSION	30:55	29:05

SCORE BY PERIODS	1	2	3	4	OT	Total
CHIEFS TOTAL	52	92	79	96	0	319
Opp. Total	40	84	72	99	3	298

INDIVIDUAL STATISTICS

	Att.	Cmp.	Yds.	Pct.	TD	Int	LG	Rating
Montana	493	299	3283	60.6	16	9	57t	83.6
Bono	117	66	796	56.4	4	4	62t	74.6
Blundin	5	1	13	20.0	0	1	13	0.0
CHIEFS TOTAL	615	366	4092	59.5	20	14	62t	80.8
Opp. Total	504	300	3500	59.5	23	12	72t	85.9

	No.	Yds.	Avg.	LG	TD
Anders	67	525	7.8	30	1
W. Davis	51	822	16.1	62t	5
Birden	48	637	13.3	44	4
Allen	42	349	8.3	38	0
Dawson	37	537	14.5	50	2
D. Walker	36	382	10.6	57t	2
Martin	21	307	14.6	61	1
Cash	19	192	10.1	31	2
Hill	16	92	5.8	21	0
Hughes	7	80	11.4	22	0
Bennett	7	53	7.6	15	0
Greene	6	69	11.5	20	1
Penn	3	24	8.0	13	0
Dickerson	2	11	5.5	6	0
Johnson	2	7	3.5	5	0
Valerio	2	5	2.5	4t	2
CHIEFS TOTAL	366	4092	11.2	62t	20
Opp. Total	300	3500	11.7	72t	23

	No.	Yds.	Avg.	LG	TD
Allen	189	709	3.8	36t	7
Hill	141	574	4.1	20	1
Anders	62	231	3.7	19	2
Bennett	46	178	3.9	17	2
Dawson	3	24	8.0	13	0
Montana	18	17	0.9	13	0
Dickerson	1	0	0.0	0	0
Bono	4	-1	-0.2	2	0
CHIEFS TOTAL	464	1732	3.7	36t	12
Opp. Total	446	1734	3.9	60	11

TEAM LEADERS

Scoring:	Lin Elliott	105 pts: 30 PATs, 25 FGs
INTs:	Charles Mincy	3-49 yds., 0 TDs
Tackles:	Tracy Simien	99 (65 solo)
Sacks:	Neil Smith	11.5 (-89.0 yds.)
Punting:	Louie Aguiar	85-3582 yds., 42.1 avg., 15 In 20, 61 LG
Punt Returns:	Danan Hughes	27-192 yds., 7.1 avg., 0 TDs
Kickoff Returns:	Ron Dickerson	21-472 yds., 22.5 avg., 1 TD



1993

KANSAS CITY CHIEFS



11-5 • 1st AFC West • Marty Schottenheimer

Preseason (3-1)

8/7	W	29-21	at Green Bay (Milwaukee, WI)	51,655
8/12	L	7-30	BUFFALO	73,550
8/21	W	27-20	MINNESOTA	73,080
8/27	W	27-20	at New England	46,501

Regular Season (11-5)

9/5	W	27-3	at Tampa Bay	63,378
9/12	L	0-30	at Houston	59,780
9/20	W	15-7	DENVER (Mon) (N)	78,453
10/3	W	24-9	L.A. RAIDERS	77,395
10/10	W	17-15	CINCINNATI	75,394
10/17	W	17-14	at San Diego	60,729
10/31	L	10-30	at Miami	67,765
11/8	W	23-16	GREEN BAY (Mon) (N)	76,742
11/14	W	31-20	at L.A. Raiders	66,553
11/21	L	17-19	CHICAGO	76,872
11/28	W	23-7	BUFFALO	74,452
12/5	W	31-16	at Seattle	58,551
12/12	L	21-27	at Denver	75,882
12/19	W	28-24	SAN DIEGO	74,778
12/26	L	10-30	at Minnesota (N)	59,236
1/2	W	34-24	SEATTLE	72,136

AFC Wild Card Playoff Game

1/8	W	27-24 OT	PITTSBURGH (Sat)	74,515
-----	---	----------	------------------	--------

AFC Divisional Playoff Game

1/16	W	28-20	at Houston	64,011
------	---	-------	------------	--------

AFC Championship Game

1/23	L	13-30	at Buffalo	76,642
------	---	-------	------------	--------

REGULAR STARTERS

OFFENSE		DEFENSE	
WR	J.J. Birden	LE	Neil Smith
LT	John Alt	LT	Joe Phillips
LG	Dave Szott	RT	Dan Saleaumua
C	Tim Grunhard	RBK	Derrick Thomas
RG	Will Shields	LOLB	Tracy Rogers
RT	Ricky Sglar	MLB	Tracy Simien
TE	Jonathan Hayes	ROLB	Lonnie Marts
WR	Willie Davis	LCB	Albert Lewis
QB	Joe Montana	RCB	Kevin Ross
FB	Kimble Anders	SS	Doug Terry
RB	Marcus Allen	FS	Martin Bayless
K	Nick Lowery	P	Kevin Ross
			Bryan Barker

PRO BOWLERS IN BOLD

AMERICAN CONFERENCE					NATIONAL CONFERENCE				
Western Division					Western Division				
	W	L	T	Pct.		W	L	T	Pct.
Kansas City	11	5	0	.688	San Francisco	10	6	0	.625
L.A. Raiders †	10	6	0	.625	New Orleans	8	8	0	.500
Denver †	9	7	0	.563	Atlanta	6	10	0	.375
San Diego	8	8	0	.500	L.A. Rams	5	11	0	.313
Seattle	6	10	0	.375					
Central Division					Central Division				
	W	L	T	Pct.		W	L	T	Pct.
Houston	12	4	0	.750	Detroit	10	6	0	.625
Pittsburgh †	9	7	0	.563	Minnesota †	9	7	0	.563
Cleveland	7	9	0	.438	Green Bay †	9	7	0	.563
Cincinnati	3	13	0	.188	Chicago	7	9	0	.438
					Tampa Bay	5	11	0	.313
Eastern Division					Eastern Division				
	W	L	T	Pct.		W	L	T	Pct.
Buffalo	12	4	0	.750	Dallas	12	4	0	.750
Miami	9	7	0	.563	N.Y. Giants †	11	5	0	.688
N.Y. Jets	8	8	0	.500	Philadelphia	8	8	0	.500
New England	5	11	0	.313	Phoenix	7	9	0	.438
Indianapolis	4	12	0	.250	Washington	4	12	0	.250

AFC Championship: Buffalo 30, Kansas City 13

NFC Championship: Dallas 38, San Francisco 21

Super Bowl XXVIII: Dallas 30, Buffalo 13

TEAM STATISTICS

	CHIEFS	OPP.
TOTAL FIRST DOWNS	300	300
Rushing/Passing/Penalty	94/180/26	103/161/36
3rd Down: Made/Att.	82/203	86/210
3rd Down Pct.	40.4	41.0
4th Down: Made/Att.	4/9	3/13
4th Down Pct.	44.4	23.1
TOTAL NET YARDS	4835	4771
Avg. Per Game	302.2	298.2
Total Plays	970	1013
Avg. Per Play	5.0	4.7
NET YARDS RUSHING	1655	1620
Avg. Per Game	103.4	101.3
Total Rushes	445	453
Avg. Per Play	3.7	3.6
NET YARDS PASSING	3180	3151
Avg. Per Game	198.8	196.9
Sacked/Yards Lost	35/204	35/228
Gross Yards	3384	3379
Attempts/Completions	490/287	525/312
Pct. of Completions	58.6	59.4
Had Intercepted	10	21
PUNTS/AVERAGE	77/42.1	68/44.6
Net Punting Avg.	35.4	37.8
PUNT RETURNS/YARDS	37/348	43/352
KICKOFF RETURNS/YARDS	45/875	49/1007
PENALTIES/YARDS	122/969	127/1015
FUMBLES/LOST	28/18	30/17
TOUCHDOWNS	37	30
Rushing/Passing	14/20	11/18
Defensive/Kicking Game	2/1	1/0
TIME OF POSSESSION	29:29	30:31

SCORE BY PERIODS	1	2	3	4	OT	Total
CHIEFS TOTAL	71	108	82	67	0	328
Opp. Total	51	86	50	104	0	291

INDIVIDUAL STATISTICS

	Att.	Cmp.	Yds.	Pct.	TD	Int	LG	Rating
Montana	298	181	2144	60.7	13	7	50t	87.4
Krieg	189	105	1238	55.6	7	3	66t	81.4
Blundin	3	1	2	33.3	0	0	2	42.4
Anders	0	0	0	0.0	0	0	0	-1.0
CHIEFS TOTAL	490	287	3384	58.6	20	10	66t	84.8
Opp. Total	525	312	3379	59.4	18	21	77t	73.2

	No.	Yds.	Avg.	LG	TD
Davis	52	909	17.5	66t	7
Birden	51	721	14.1	50t	2
Anders	40	326	8.2	27	1
Allen	34	238	7.0	18t	3
Hayes	24	331	13.8	49	1
Cash	24	242	10.1	24	4
Barnett	17	182	10.7	25	1
McNair	10	74	7.4	24	0
F. Jones	9	111	12.3	19	0
H. Jones	7	91	13.0	22	0
Dyal	7	83	11.9	31	0
H. Williams	7	42	6.0	14	0
E. Thompson	4	33	8.3	13	0
Valerio	1	1	1.0	11	1
CHIEFS TOTAL	287	3384	11.8	66t	20
Opp. Total	312	3379	10.8	77t	18

	No.	Yds.	Avg.	LG	TD
Allen	206	764	3.7	39	12
Anders	75	291	3.9	18	0
McNair	51	278	5.5	47	2
H. Williams	42	149	3.5	19	0
Montana	25	64	2.6	17	0
F. Jones	5	34	6.8	13	0
E. Thompson	11	28	2.5	14	0
Krieg	21	24	1.1	20	0
J. Stephens	6	18	3.0	7	0
Barnett	1	3	3.0	3	0
Carter	1	2	2.0	2	0
Cash	1	0	0.0	0	0
CHIEFS TOTAL	445	1655	3.7	39	14
Opp. Total	453	1620	3.6	38	11

TEAM LEADERS

Scoring: Nick Lowery	106 pts: 37 PATs, 23 FGs
INTs: Albert Lewis	6-61 yds., 0 TDs
Tackles: Tracy Simien	105 (68 solo)
Sacks: Neil Smith	15.0 (-127.0 yds.)
Punting: Bryan Barker	76-3240 yds., 42.6 avg., 19 In 20, 59 LG
Punt Returns: Dale Carter	27-247 yds., 9.1 avg., 0 TDs
Kickoff Returns: Danan Hughes	14-266 yds., 19.0 avg., 0 TDs



1992

KANSAS CITY CHIEFS



10-6 • 2nd AFC West • Marty Schottenheimer

Preseason (1-3)

8/8	L	13-21	at Green Bay	54,322
8/15	L	0-30	at Minnesota	38,132
8/24	W	35-0	BUFFALO	71,481
8/28	L	10-21	INDIANAPOLIS	65,557

Regular Season (10-6)

9/6	W	24-10	at San Diego	45,024
9/13	W	26-7	SEATTLE	75,125
9/20	L	20-23 OT	at Houston	60,955
9/28	W	27-7	L.A. RAIDERS (Mon) (N)	77,486
10/4	L	19-20	at Denver	75,629
10/11	W	24-17	PHILADELPHIA	76,626
10/18	L	10-17	at Dallas	64,115
10/25	L	3-27	PITTSBURGH (N)	76,175
11/8	W	16-14	SAN DIEGO	72,826
11/15	W	35-16	WASHINGTON	75,238
11/22	W	24-14	at Seattle (N)	49,867
11/29	W	23-7	at N.Y. Jets	57,375
12/6	L	7-28	at L.A. Raiders	45,227
12/13	W	27-20	NEW ENGLAND	52,208
12/19	L	21-35	at N.Y. Giants (Sat)	53,427
12/27	W	42-20	DENVER	76,240

AFC Wild Card Playoff Game

1/2	L	0-17	at San Diego (Sat)	58,278
-----	---	------	--------------------	--------

REGULAR STARTERS

OFFENSE		DEFENSE	
WR	J.J. Birden	LE	Neil Smith
LT	John Alt	NT	Dan Saleaumua
LG	Dave Szott	DT	Joe Phillips
C	Tim Grunhard	RE	Leonard Griffin
RG	Dave Lutz	LOLB	Chris Martin
RT	Rich Baldinger	LILB	Ervin Randle
TE	Jonathan Hayes	MLB	Tracy Simien
WR	Willie Davis	ROLB	Derrick Thomas
QB	Dave Krieg	LCB	Kevin Ross
TE	Keith Cash	RCB	Albert Lewis
RB	Barry Word	SS	Dale Carter
RB	Bill Jones	FS	Charles Mincy
K	Nick Lowery	P	Bryan Barker

PRO BOWLERS IN BOLD

AMERICAN CONFERENCE					NATIONAL CONFERENCE				
Western Division					Western Division				
	W	L	T	Pct.		W	L	T	Pct.
San Diego	11	5	0	.699	San Francisco	14	2	0	.875
Kansas City †	10	6	0	.625	New Orleans †	12	4	0	.750
Denver	8	8	0	.500	Atlanta	6	10	0	.375
L.A. Raiders	7	9	0	.438	L.A. Rams	6	10	0	.375
Seattle	2	14	0	.125					
Central Division					Central Division				
	W	L	T	Pct.		W	L	T	Pct.
Pittsburgh	11	5	0	.688	Minnesota	11	5	0	.688
Houston †	10	6	0	.652	Green Bay	9	7	0	.563
Cleveland	7	9	0	.438	Tampa Bay	5	11	0	.313
Cincinnati	5	11	0	.313	Chicago	5	11	0	.313
					Detroit	5	11	0	.313
Eastern Division					Eastern Division				
	W	L	T	Pct.		W	L	T	Pct.
Miami	11	5	0	.688	Dallas	13	3	0	.813
Buffalo †	11	5	0	.688	Philadelphia †	11	5	0	.688
Indianapolis	9	7	0	.563	Washington †	9	7	0	.563
N.Y. Jets	4	12	0	.250	N.Y. Giants	6	10	0	.375
New England	2	14	0	.125	Phoenix	4	12	0	.250

AFC Championship: Buffalo 29, Miami 10

NFC Championship: Dallas 30, San Francisco 20

Super Bowl XXVII: Dallas 52, Buffalo 17

TEAM STATISTICS

	CHIEFS	OPP.
TOTAL FIRST DOWNS	246	256
Rushing/Passing/Penalty	87/134/25	97/145/14
3rd Down: Made/Att.	71/207	73/205
3rd Down Pct.	34.3	35.6
4th Down: Made/Att.	5/14	6/11
4th Down Pct.	35.7	54.5
TOTAL NET YARDS	4324	4324
Avg. Per Game	270.3	270.3
Total Plays	907	949
Avg. Per Play	4.8	4.6
NET YARDS RUSHING	1532	1787
Avg. Per Game	95.8	111.7
Total Rushes	446	441
Avg. Per Play	3.4	4.1
NET YARDS PASSING	2792	2537
Avg. Per Game	174.5	158.6
Sacked/Yards Lost	48/323	50/391
Gross Yards	3115	2928
Attempts/Completions	413/230	458/253
Pct. of Completions	55.7	55.2
Had Intercepted	12	24
PUNTS/AVERAGE	86/42.2	80/43.1
Net Punting Avg.	35.4	36.0
PUNT RETURNS/YARDS	39/402	40/328
KICKOFF RETURNS/YARDS	39/722	64/1203
PENALTIES/YARDS	82/675	124/959
FUMBLES/LOST	28/9	34/15
TOUCHDOWNS	40	34
Rushing/Passing	14/15	12/19
Defensive/Kicking Game	8/3	1/2
TIME OF POSSESSION	29:37	30:23

SCORE BY PERIODS	1	2	3	4	OT	Total
CHIEFS TOTAL	53	128	66	101	0	348
Opp. Total	68	57	64	90	3	282

INDIVIDUAL STATISTICS

PASSING									
	Att.	Cmp.	Yds.	Pct.	TD	Int	LG	Rating	
Krieg	413	230	3115	55.7	15	12	77t	79.9	
CHIEFS TOTAL	413	230	3115	55.7	15	12	77t	79.9	
Opp. Total	458	253	2928	55.2	19	24	62	66.7	

PASS RECEIVING						
	No.	Yds.	Avg.	LG	TD	
McNair	44	380	8.6	36	1	
Birden	42	644	15.3	72t	3	
Davis	36	756	21.0	74t	3	
Barnett	24	442	18.4	77t	4	
F. Jones	18	265	14.7	56	0	
Hargain	17	205	12.1	25	0	
Cash	12	113	9.4	19	2	
Word	9	80	8.9	22	0	
Hayes	9	77	8.6	21	2	
Anders	5	65	13.0	28	0	
Harry	5	46	9.2	13	0	
Williams	5	24	4.8	12	0	
B. Jones	2	6	3.0	5	0	
Dyal	1	7	7.0	7	0	
Okoye	1	5	5.0	5	0	
CHIEFS TOTAL	230	3115	13.5	77t	15	
Opp. Total	253	2928	11.6	62	19	

RUSHING					
	No.	Yds.	Avg.	LG	TD
Word.....	163	607	3.7	44t	4
Okoye.....	144	448	3.1	22	6
Williams.....	78	262	3.4	11	1
McNair.....	21	124	5.9	30	1
Krieg.....	37	74	2.0	17	2
Harry.....	1	27	27.0	27	0
Anders.....	1	1	1.0	1	0
Davis.....	1	-11	-11.0	-11	0
CHIEFS TOTAL.....	446	1532	3.4	44t	14
Opp. Total.....	441	1787	4.1	40t	12

TEAM LEADERS

Scoring: Nick Lowery	105 pts: 39 PATs, 22 FGs
INTs: Dale Carter	7-65 yds., 1 TD
Tackles: Tracy Simien	97 (56 solo)
Sacks: Neil Smith	14.5 (-114.5 yds.)
Derrick Thomas	14.5 (-113.0 yds.)
Punting: Bryan Barker	75-3245 yds., 43.3 avg., 16 In 20, 65 LG
Punt Returns: Dale Carter	38-398 yds., 10.5 avg., 2 TDs
Kickoff Returns: Harvey Williams	21-405 yds., 19.3 avg., 0 TDs



1991

KANSAS CITY CHIEFS



10-6 • 2nd AFC West • Marty Schottenheimer

Preseason (2-2)

8/3	L	14-24	DALLAS	56,038
8/10	W	19-10	N.Y. Jets (St. Louis, MO)	52,935
8/17	W	38-14	DETROIT	57,320
8/23	L	7-20	at Tampa Bay	33,996

Regular Season (10-6)

9/1	W	14-3	ATLANTA	74,246
9/8	L	10-17	NEW ORLEANS	74,816
9/16	L	7-17	at Houston (Mon) (N)	61,058
9/22	W	20-13	SEATTLE	71,789
9/29	W	14-13	at San Diego	44,907
10/7	W	33-6	BUFFALO (Mon) (N)	76,120
10/13	W	42-7	MIAMI	76,021
10/20	L	16-19	at Denver	75,866
10/28	W	24-21	L.A. RAIDERS (Mon) (N)	77,111
11/10	W	27-20	at L.A. Rams	52,511
11/17	L	20-24	DENVER	74,661
11/24	L	15-20	at Cleveland	63,991
12/1	W	19-6	at Seattle	57,248
12/8	W	20-17 OT	SAN DIEGO	73,330
12/14	L	14-28	at San Francisco (Sat)	62,672
12/22	W	27-21	at L.A. Raiders	65,144

AFC Wild Card Playoff Game

12/28	W	10-6	L.A. RAIDERS (Sat)	75,827
-------	---	------	--------------------	--------

AFC Divisional Playoff Game

1/5	L	14-37	at Buffalo	80,182
-----	---	-------	------------	--------

REGULAR STARTERS

OFFENSE

WR	Robb Thomas
LT	John Alt
LG	Dave Szott
C	Tim Grunhard
RG	Dave Lutz
RT	Rich Baldinger
TE	Jonathan Hayes
WR	Tim Barnett
QB	Steve DeBerg
FB	Bill Jones
RB	Christian Okoye
K	Nick Lowery

DEFENSE

LE	Neil Smith
NT	Dan Saleaumua
RE	Bill Maas
LOLB	Chris Martin
LILB	Tracy Simien
RILB	Dino Hackett
ROLB	Derrick Thomas
LCB	Jayce Pearson
RCB	Kevin Ross
SS	Kevin Porter
FS	Deron Cherry
P	Bryan Barker

PRO BOWLERS IN BOLD

AMERICAN CONFERENCE					NATIONAL CONFERENCE				
Western Division					Western Division				
Denver	W	L	T	Pct.	New Orleans	W	L	T	Pct.
Kansas City †	12	4	0	.750	Atlanta †	11	5	0	.688
L.A. Raiders †	10	6	0	.625	San Francisco	10	6	0	.625
Seattle	9	7	0	.563	L.A. Rams	3	13	0	.188
San Diego	7	9	0	.438					
	4	12	0	.250					
Central Division					Central Division				
Houston	W	L	T	Pct.	Detroit	W	L	T	Pct.
Pittsburgh	11	5	0	.688	Chicago †	12	4	0	.750
Cleveland	7	9	0	.438	Minnesota	11	5	0	.688
Cincinnati	6	10	0	.375	Green Bay	8	8	0	.500
	3	13	0	.188	Tampa Bay	4	12	0	.250
						3	13	0	.188
Eastern Division					Eastern Division				
Buffalo	W	L	T	Pct.	Washington	W	L	T	Pct.
N.Y. Jets †	13	3	0	.813	Dallas †	14	2	0	.875
Miami	8	8	0	.500	Philadelphia	11	5	0	.688
New England	8	8	0	.500	N.Y. Giants	10	6	0	.625
Indianapolis	6	10	0	.375	Phoenix	8	8	0	.500
	1	15	0	.063		4	12	0	.250

AFC Championship: Buffalo 10, Denver 7

NFC Championship: Washington 41, Detroit 10

Super Bowl XXVI: Washington 37, Buffalo 24

TEAM STATISTICS

	CHIEFS	OPP.
TOTAL FIRST DOWNS	322	275
Rushing/Passing/Penalty	127/172/23	88/168/19
3rd Down: Made/Att.	92/205	76/191
3rd Down Pct.	44.9	39.8
4th Down: Made/Att.	12/20	11/18
4th Down Pct.	60.0	61.1
TOTAL NET YARDS	5321	4998
Avg. Per Game	332.6	312.4
Total Plays	1021	927
Avg. Per Play	5.2	5.4
NET YARDS RUSHING	2217	1770
Avg. Per Game	138.6	110.6
Total Rushes	521	417
Avg. Per Play	4.3	4.2
NET YARDS PASSING	3104	3228
Avg. Per Game	194.0	201.8
Sacked/Yards Lost	21/177	39/304
Gross Yards	3281	3532
Attempts/Completions	479/284	471/279
Pct. of Completions	59.3	59.2
Had Intercepted	14	15
PUNTS/AVERAGE	57/40.4	60/42.5
Net Punting Avg.	35.0	36.5
PUNT RETURNS/YARDS	34/258	27/190
KICKOFF RETURNS/YARDS	48/978	57/1171
PENALTIES/YARDS	94/724	110/827
FUMBLES/LOST	22/8	27/18
TOUCHDOWNS	35	27
Rushing/Passing	14/19	9/17
Defensive/Kicking Game	2/0	2/0
TIME OF POSSESSION	31:16	28:44

SCORE BY PERIODS	1	2	3	4	OT	Total
CHIEFS TOTAL	44	91	79	105	3	322
Opp. Total	58	85	50	59	0	252

INDIVIDUAL STATISTICS

	PASSING						
	Att.	Cmp.	Yds.	Pct.	TD	Int	LG
DeBerg	434	256	2965	59.0	17	14	63
Vlasic	44	28	316	63.6	2	0	30
Williams	1	0	0	0.0	0	0	0
CHIEFS TOTAL	479	284	3281	59.3	19	14	63
Opp. Total	471	279	3532	59.2	17	15	71t

	PASS RECEIVING				
	No.	Yds.	Avg.	LG	TD
R. Thomas	43	494	11.5	39	1
Barnett	41	564	13.8	63	5
McNair	37	342	9.2	36	1
Harry	35	431	12.3	36	3
Birden	27	465	17.2	57t	2
Hayes	19	208	10.9	23	2
Williams	16	147	9.2	17	2
B. Jones	14	97	6.9	14	1
Holohan	13	113	8.7	26	2
Paige	9	111	12.3	26	0
Stradford	9	91	10.1	17	0
F. Jones	8	85	10.6	23	0
Saxon	6	55	9.2	22	0
Okoye	3	34	11.3	13	0
Anders	2	30	15.0	17	0
Word	2	13	6.5	8	0
CHIEFS TOTAL	284	3281	11.6	63	19
Opp. Total	279	3532	12.7	71t	17

	RUSHING				
	No.	Yds.	Avg.	LG	TD
Okoye	225	1031	4.6	48	9
Word	160	684	4.3	37	4
Williams	97	447	4.6	21	1
McNair	10	51	5.1	11	0
Saxon	6	13	2.2	8	0
Stradford	1	7	7.0	7	0
Vlasic	1	-1	-1.0	-1	0
DeBerg	21	-15	-0.7	0	0
CHIEFS TOTAL	521	2217	4.3	48	14
Opp. Total	417	1770	4.2	60t	8

TEAM LEADERS

Scoring: Nick Lowery	110 pts: 35 PATs, 25 FGs
INTs: Deron Cherry	4-31 yds., 0 TDs
Tackles: Deron Cherry	116 (59 solo)
Sacks: Derrick Thomas	13.5 (-112.0 yds.)
Punting: Bryan Barker	57-2303 yds., 40.4 avg., 11 In 20, 57 LG
Punt Returns: Troy Stradford	22-150 yds., 6.8 avg., 0 TDs
Kickoff Returns: Harvey Williams	24-524 yds., 21.8 avg., 0 TDs



1990

KANSAS CITY CHIEFS



11-5 • 2nd AFC West • Marty Schottenheimer

Preseason (1-3)

8/11	L	3-19	L.A. Rams (Berlin, Germany)	55,429
8/18	L	0-20	N.Y. JETS	40,448
8/24	L	21-35	at Detroit	50,293
8/31	W	27-14	GREEN BAY	42,806

Regular Season (11-5)

9/9	W	24-21	MINNESOTA	68,363
9/17	L	23-24	at Denver (Mon) (N)	75,277
9/23	W	17-3	at Green Bay	58,817
9/30	W	34-0	CLEVELAND	77,704
10/7	L	19-23	at Indianapolis	54,950
10/14	W	43-24	DETROIT	74,312
10/21	L	7-19	at Seattle	60,358
11/4	W	9-7	L.A. RAIDERS	70,951
11/11	L	16-17	SEATTLE	71,285
11/18	W	27-10	SAN DIEGO	63,717
11/25	W	27-24	at L.A. Raiders	65,710
12/2	W	37-7	at New England	26,280
12/9	W	31-20	DENVER	74,347
12/16	L	10-27	HOUSTON	61,756
12/23	W	24-21	at San Diego	45,135
12/29	W	21-10	at Chicago (Sat)	60,262

AFC Wild Card Playoff Game

1/5	L	16-17	at Miami (Sat)	67,276
-----	---	-------	----------------	--------

REGULAR STARTERS

OFFENSE				DEFENSE			
WR	Robb Thomas	LE	Neil Smith	NT	Dan Saleaumua		
LT	John Alt	NT	Dan Saleaumua	RE	Bill Maas		
LG	Frank Winters	RE	Bill Maas	LOLB	Chris Martin		
	Dave Szott	LILB	Percy Snow	RILB	Dino Hackett		
C	Mike Webster	RILB	Dino Hackett	ROLB	Derrick Thomas		
	Tim Grunhard	LCB	Albert Lewis	RCB	Kevin Ross		
RG	Dave Lutz	SS	Kevin Porter	FS	Jeff Donaldson		
RT	Rich Baldinger	FS	Jeff Donaldson		Deron Cherry		
TE	Alfredo Roberts	P	Bryan Barker		Kelly Goodburn		
	Jonathan Hayes						
WR	Stephone Paige						
QB	Steve DeBerg						
FB	Bill Jones						
RB	Christian Okoye						
K	Nick Lowery						

PRO BOWLERS IN BOLD

AMERICAN CONFERENCE					NATIONAL CONFERENCE				
Western Division					Western Division				
L.A. Raiders	W	L	T	Pct.	San Francisco	W	L	T	Pct.
Kansas City †	12	4	0	.750	New Orleans †	14	2	0	.875
Seattle	11	5	0	.688	L.A. Rams	8	8	0	.500
San Diego	9	7	0	.563	Atlanta	5	11	0	.313
Denver	6	10	0	.375		5	11	0	.313
	5	11	0	.313					
Central Division					Central Division				
Cincinnati	W	L	T	Pct.	Chicago	W	L	T	Pct.
Houston †	9	7	0	.563	Tampa Bay	11	5	0	.688
Pittsburgh	9	7	0	.563	Detroit	6	10	0	.375
Cleveland	3	13	0	.188	Green Bay	6	10	0	.375
					Minnesota	6	10	0	.375
Eastern Division					Eastern Division				
Buffalo	W	L	T	Pct.	N.Y. Giants	W	L	T	Pct.
Miami †	13	3	0	.813	Philadelphia †	13	3	0	.813
Indianapolis	12	4	0	.750	Washington †	10	6	0	.625
N.Y. Jets	7	9	0	.438	Dallas	7	9	0	.438
New England	6	10	0	.375	Phoenix	5	11	0	.313
	1	15	0	.063					

AFC Championship: Buffalo 51, L.A. Raiders 3

NFC Championship: N.Y. Giants 15, San Francisco 13

Super Bowl XXV: N.Y. Giants 20, Buffalo 19

TEAM STATISTICS

	CHIEFS	OPP.
TOTAL FIRST DOWNS	280	268
Rushing/Passing/Penalty	115/142/23	85/164/19
3rd Down: Made/Att.	91/222	81/204
3rd Down Pct.	41.0	39.7
4th Down: Made/Att.	7/10	3/15
4th Down Pct.	70.0	20.0
TOTAL NET YARDS	5215	4881
Avg. Per Game	325.9	305.1
Total Plays	975	945
Avg. Per Play	5.3	5.2
NET YARDS RUSHING	1948	1640
Avg. Per Game	121.8	102.5
Total Rushes	504	373
Avg. Per Play	3.9	4.4
NET YARDS PASSING	3267	3241
Avg. Per Game	204.2	202.6
Sacked/Yards Lost	22/191	60/421
Gross Yards	3458	3662
Attempts/Completions	449/260	512/267
Pct. of Completions	57.9	52.1
Had Intercepted	5	20
PUNTS/AVERAGE	81/38.7	72/37.0
Net Punting Avg.	32.9	32.3
PUNT RETURNS/YARDS	37/254	44/411
KICKOFF RETURNS/YARDS	46/784	81/1391
PENALTIES/YARDS	111/886	122/859
FUMBLES/LOST	30/14	38/25
TOUCHDOWNS	38	30
Rushing/Passing	11/23	12/16
Defensive/Kicking Game	2/2	0/2
TIME OF POSSESSION	31:30	28:30

SCORE BY PERIODS	1	2	3	4	OT	Total
CHIEFS TOTAL	86	123	71	89	0	369
Opp. Total	48	66	62	81	0	257

INDIVIDUAL STATISTICS

PASSING								
	Att.	Cmp.	Yds.	Pct.	TD	Int	LG	Rating
DeBerg	444	258	3444	58.1	23	4	90t	96.3
Pelluer	5	2	14	40.0	0	1	11	8.3
CHIEFS TOTAL	449	260	3458	57.9	23	5	90t	94.9
Opp. Total	512	267	3662	52.1	16	20	87t	69.5

PASS RECEIVING					
	No.	Yds.	Avg.	LG	TD
Paige	65	1021	15.7	86t	5
R. Thomas	41	545	13.3	47t	4
Harry	41	519	12.7	60	2
McNair	40	507	12.7	65	2
B. Jones	19	137	7.2	19	5
Birden	15	352	23.5	90t	3
Roberts	11	119	10.8	27	0
Hayes	9	83	9.2	21	1
Mandley	7	97	13.9	24	0
Word	4	28	7.0	10	0
Okoye	4	23	5.8	8	0
Whitaker	2	17	8.5	16	1
F. Jones	1	5	5.0	5	0
Saxon	1	5	5.0	5	0
CHIEFS TOTAL	260	3458	13.3	90t	23
Opp. Total	267	3662	13.7	87t	16

RUSHING					
	No.	Yds.	Avg.	LG	TD
Word	204	1015	5.0	53t	4
Okoye	245	805	3.3	32	7
McNair	14	61	4.4	13	0
B. Jones	10	47	4.7	14	0
Saxon	3	15	5.0	8	0
Pelluer	5	6	1.2	5	0
Goodburn	1	5	5.0	5	0
F. Jones	1	-1	-1.0	-1	0
DeBerg	21	-5	-0.2	6	0
CHIEFS TOTAL	504	1948	3.9	53t	11
Opp. Total	373	1640	4.4	42	2

TEAM LEADERS

Scoring: Nick Lowery	139 pts: 37 PATs, 34 FGs
INTs: Kevin Ross	5-97 yds., 0 TDs
Tackles: Dino Hackett	95 (53 solo)
Sacks: Derrick Thomas	20.0 (-150.0 yds.)
Punting: Bryan Barker	64-2479 yds., 38.7 avg., 16 in 20, 56 LG
Punt Returns: Naz Worthen	25-180 yds., 7.2 avg., 0 TDs
Kickoff Returns: Todd McNair	14-227 yds., 16.2 avg., 0 TDs



1989

KANSAS CITY CHIEFS



8-7-1 • 2nd AFC West • Marty Schottenheimer

Preseason (1-3)

8/12	L	13-23	Minnesota (Memphis, TN)	63,528
8/20	L	7-45	N.Y. GIANTS	36,820
8/27	W	22-17	at Chicago	56,343
9/1	L	13-15 OT	N.Y. JETS	41,105

Regular Season (8-7-1)

9/10	L	20-34	at Denver	74,284
9/17	W	24-19	L.A. RAIDERS	71,741
9/24	L	6-21	at San Diego	40,128
10/1	L	17-21	CINCINNATI	61,356
10/8	W	20-16	at Seattle	60,715
10/15	L	14-20	at L.A. Raiders	40,453
10/22	W	36-28	DALLAS	76,841
10/29	L	17-23	at Pittsburgh	54,194
11/5	W	20-10	SEATTLE	54,489
11/12	L	13-16	DENVER	76,245
11/19	T	10-10 OT	at Cleveland	77,922
11/26	W	34-0	HOUSTON	51,342
12/3	W	26-21	MIAMI	54,610
12/10	W	21-3	at Green Bay	56,694
12/17	L	13-20	SAN DIEGO	40,623
12/24	W	27-24	at Miami	43,612

REGULAR STARTERS

OFFENSE

WR	Pete Mandley
LT	John Alt
LG	Mark Adickes
C	Mike Webster
RG	Dave Lutz
RT	Irv Eatman
TE	Jonathan Hayes
WR	Stephone Paige
QB	Steve DeBerg
RB	Christian Okoye
RB	Herman Heard
K	Nick Lowery

DEFENSE

LE	Neil Smith
NT	Bill Maas
	Dan Saleaumua
RE	Mike Bell
	Leonard Griffin
LOLB	Chris Martin
LILB	Walker Lee Ashley
RILB	Dino Hackett
ROLB	Derrick Thomas
LCB	Albert Lewis
RCB	Kevin Ross
SS	Kevin Porter
FS	Deron Cherry
P	Kelly Goodburn

PRO BOWLERS IN BOLD

AMERICAN CONFERENCE					NATIONAL CONFERENCE				
Western Division					Western Division				
W	L	T	Pct.		W	L	T	Pct.	
Denver	11	5	0	.688	San Francisco	14	2	0	.875
Kansas City	8	7	1	.531	L.A. Rams †	11	5	0	.688
L.A. Raiders	8	8	0	.500	New Orleans	9	7	0	.563
Seattle	7	9	0	.438	Atlanta	3	13	0	.188
San Diego	6	10	0	.375					
Central Division					Central Division				
W	L	T	Pct.		W	L	T	Pct.	
Cleveland	9	6	1	.594	Minnesota	10	6	0	.625
Houston †	9	7	0	.563	Green Bay	10	6	0	.625
Pittsburgh †	9	7	0	.563	Detroit	7	9	0	.438
Cincinnati	8	8	0	.500	Chicago	6	10	0	.375
					Tampa Bay	5	11	0	.313
Eastern Division					Eastern Division				
W	L	T	Pct.		W	L	T	Pct.	
Buffalo	9	7	0	.563	N.Y. Giants	12	4	0	.750
Indianapolis	8	8	0	.500	Philadelphia †	11	5	0	.688
Miami	8	8	0	.500	Washington	10	6	0	.625
New England	5	11	0	.313	Phoenix	5	11	0	.313
N.Y. Jets	4	12	0	.250	Dallas	1	15	0	.063

AFC Championship: Denver 37, Cleveland 21

AFC Championship: San Francisco 30, L.A. Rams 3

Super Bowl XXIV: San Francisco 55, Denver 10

TEAM STATISTICS

	CHIEFS	OPP.
TOTAL FIRST DOWNS	304	252
Rushing/Passing/Penalty	120/165/19	92/140/20
3rd Down: Made/Att.	88/208	81/211
3rd Down Pct.	42.3	38.4
4th Down: Made/Att.	6/9	8/15
4th Down Pct.	66.7	53.3
TOTAL NET YARDS	5265	4293
Avg. Per Game	329.1	268.3
Total Plays	1017	952
Avg. Per Play	5.2	4.5
NET YARDS RUSHING	2227	1766
Avg. Per Game	139.2	110.4
Total Rushes	559	445
Avg. Per Play	4.0	4.0
NET YARDS PASSING	3038	2527
Avg. Per Game	189.9	157.9
Sacked/Yards Lost	23/182	36/294
Gross Yards	3220	2821
Attempts/Completions	435/259	471/236
Pct. of Completions	59.5	50.1
Had Intercepted	23	15
PUNTS/AVERAGE	67/40.1	82/39.1
Net Punting Avg.	33.8	32.9
PUNT RETURNS/YARDS	44/331	40/325
KICKOFF RETURNS/YARDS	52/915	55/1156
PENALTIES/YARDS	116/878	102/797
FUMBLES/LOST	32/18	32/18
TOUCHDOWNS	35	32
Rushing/Passing	18/14	9/16
Defensive/Kicking Game	2/1	5/2
TIME OF POSSESSION	32:35	27:25

SCORE BY PERIODS	1	2	3	4	OT	Total
CHIEFS TOTAL	67	137	53	61	0	318
Opp. Total	74	83	47	82	0	286

INDIVIDUAL STATISTICS

	PASSING			Pct.	TD	Int	LG	Rating
	Att.	Cmp.	Yds.					
DeBerg	324	196	2529	60.5	11	16	50	75.8
Jaworski	61	36	385	59.0	2	5	32	54.3
Pelluer	47	26	301	55.3	1	0	24	82.0
Elkins	2	1	5	50.0	0	1	5	16.7
Saxon	1	0	0	0.0	0	1	0	0.0
CHIEFS TOTAL	435	259	3220	59.5	14	23	50	71.2
Opp. Total	471	236	2821	50.1	16	15	64t	66.8

	PASS RECEIVING			Yds.	Avg.	LG	TD
	No.	Yds.	Avg.				
Paige	44	759	17.3	50	2		
Mandley	35	476	13.6	44	1		
McNair	34	372	10.9	24	1		
Harry	33	430	13.0	25	2		
Heard	25	246	9.8	27	1		
Weathers	17	192	11.3	27	0		
Hayes	18	229	12.7	23	2		
Saxon	11	86	7.8	18	0		
Dressel	9	136	15.1	49t	1		
R. Thomas	8	58	7.3	12	2		
Roberts	8	55	6.9	25	1		
Carson	7	95	13.6	28	1		
Worthen	5	69	13.8	21	0		
Okoye	2	12	6.0	8	0		
Gamble	2	2	1.0	6	0		
Caruth	1	3	3.0	3	0		
CHIEFS TOTAL	259	3220	12.4	50	14		
Opp. Total	236	2821	12.0	64t	16		

	RUSHING			Yds.	Avg.	LG	TD
	No.	Yds.	Avg.				
Okoye	370	1480	4.0	59	12		
Saxon	58	233	4.0	19	3		
Heard	63	216	3.4	28	0		
Pelluer	17	143	8.4	27	2		
McNair	23	121	5.3	25	0		
Gamble	6	24	4.0	20	1		
Harry	1	9	9.0	9	0		
Jaworski	4	5	1.3	4	0		
Agee	1	3	3.0	3	0		
Mandley	2	1	0.5	8	0		
DeBerg	14	-8	-0.6	15	0		
CHIEFS TOTAL	559	2227	4.0	59	18		
Opp. Total	445	1766	4.0	63t	9		

TEAM LEADERS

Scoring: Nick Lowery	106 pts: 34 PATs, 24 FGs
INTs: Albert Lewis	4-37 yds., 0 TDs
Kevin Ross	4-29 yds., 0 TDs
Tackles: Deron Cherry	87 (45 solo)
Sacks: Derrick Thomas	10.0 (-95.5 yds.)
Punting: Kelly Goodburn	67-2688 yds., 40.1 avg., 25 In 20, 54 LG
Punt Returns: Pete Mandley	19-151 yds., 7.9 avg., 0 TDs
Kickoff Returns: Danny Copeland	26-466 yds., 17.9 avg., 0 TDs



1988

KANSAS CITY CHIEFS



4-11-1 • 5th AFC West • Frank Gansz

Preseason (2-1-1)

8/6	W	34-21	CINCINNATI	31,947
8/13	W	27-13	at Atlanta	23,369
8/19	T	21-21 OT	at Green Bay (Milwaukee, WI)	32,361
8/25	L	21-41	PHOENIX	36,883

Regular Season (4-11-1)

9/4	L	3-6	CLEVELAND	55,654
9/11	L	10-31	at Seattle	61,512
9/18	W	20-13	DENVER	63,268
9/25	L	23-24	SAN DIEGO	45,498
10/2	T	17-17 OT	at N.Y. Jets	66,110
10/9	L	6-7	at Houston	39,134
10/16	L	17-27	L.A. RAIDERS	77,078
10/23	L	6-7	DETROIT	66,926
10/30	L	10-17	at L.A. Raiders	36,103
11/6	L	11-17	at Denver	74,227
11/13	W	31-28	CINCINNATI	34,614
11/20	W	27-24	SEATTLE	33,152
11/27	L	10-16	at Pittsburgh	42,057
12/4	W	38-34	N.Y. JETS	30,059
12/11	L	12-28	at N.Y. Giants	69,809
12/18	L	13-24	at San Diego	26,339

REGULAR STARTERS

OFFENSE		DEFENSE	
WR	Carlos Carson	LE	Leonard Griffin
LT	John Alt		Neil Smith
LG	Rich Baldinger	NT	Bill Maas
C	Tom Baugh	RE	Mike Bell
RG	Mark Adickes	LOLB	Jack Del Rio
RT	Irv Eatman	LILB	Aaron Pearson
TE	Alfredo Roberts	RILB	Dino Hackett
	Jonathan Hayes	ROLB	Tim Cofield
WR	Stephone Paige	LCB	Albert Lewis
QB	Steve DeBerg	RCB	Kevin Ross
RB	Christian Okoye	SS	Lloyd Burruss
			Kevin Porter
RB	Paul Palmer	FS	Deron Cherry
K	Nick Lowery	P	Kelly Goodburn

PRO BOWLERS IN BOLD

AMERICAN CONFERENCE					NATIONAL CONFERENCE				
Western Division					Western Division				
	W	L	T	Pct.		W	L	T	Pct.
Seattle	9	7	0	.563	San Francisco	10	6	0	.625
Denver	8	8	0	.500	L.A. Rams †	10	6	0	.625
L.A. Raiders	7	9	0	.438	New Orleans	10	6	0	.625
San Diego	6	10	0	.375	Atlanta	5	11	0	.313
Kansas City	4	11	1	.281					
Central Division					Central Division				
	W	L	T	Pct.		W	L	T	Pct.
Cincinnati	12	4	0	.750	Chicago	12	4	0	.750
Cleveland †	10	6	0	.625	Minnesota †	11	5	0	.688
Houston †	10	6	0	.625	Tampa Bay	5	11	0	.313
Pittsburgh	5	11	0	.313	Detroit	4	12	0	.250
					Green Bay	4	12	0	.250
Eastern Division					Eastern Division				
	W	L	T	Pct.		W	L	T	Pct.
Buffalo	12	4	0	.750	Philadelphia	10	6	0	.625
Indianapolis	9	7	0	.563	N.Y. Giants	10	6	0	.625
New England	9	7	0	.563	Washington	7	9	0	.438
N.Y. Jets	8	7	1	.531	Phoenix	7	9	0	.438
Miami	6	10	0	.375	Dallas	3	13	0	.188

AFC Championship: Cincinnati 21, Buffalo 10

NFC Championship: San Francisco 28, Chicago 3

Super Bowl XXIII: San Francisco 20, Cincinnati 16

TEAM STATISTICS

	CHIEFS	OPP
TOTAL FIRST DOWNS	289	318
Rushing/Passing/Penalty	104/161/24	162/136/20
3rd Down: Made/Att.	88/224	94/209
3rd Down Pct.	39.3	45.0
4th Down: Made/Att.	12/18	6/13
4th Down Pct.	66.7	46.2
TOTAL NET YARDS	4844	5026
Avg. Per Game	302.8	314.1
Total Plays	1019	1042
Avg. Per Play	4.8	4.8
NET YARDS RUSHING	1713	2592
Avg. Per Game	107.1	162.0
Total Rushes	448	609
Avg. Per Play	3.8	4.3
NET YARDS PASSING	3131	2434
Avg. Per Game	195.7	152.1
Sacked/Yards Lost	43/353	23/157
Gross Yards	3484	2591
Attempts/Completions	528/282	410/214
Pct. of Completions	53.4	52.2
Had Intercepted	21	18
PUNTS/AVERAGE	76/40.3	63/40.2
Net Punting Avg.	31.9	34.2
PUNT RETURNS/YARDS	32/215	48/473
KICKOFF RETURNS/YARDS	56/925	57/1380
PENALTIES/YARDS	85/636	106/854
FUMBLES/LOST	21/12	30/13
TOUCHDOWNS	24	39
Rushing/Passing	8/16	23/12
Defensive/Kicking Game	0/0	2/2
TIME OF POSSESSION	28:31	31:29

SCORE BY PERIODS	1	2	3	4	OT	Total
CHIEFS TOTAL	51	74	47	82	0	254
Opp. Total	77	118	52	73	0	320

INDIVIDUAL STATISTICS

	PASSING							
	Att.	Cmp.	Yds.	Pct.	TD	Int	LG	Rating
DeBerg	414	224	2935	54.1	16	16	80t	73.5
Kenney	114	58	549	50.9	0	5	25	46.3
CHIEFS TOTAL	528	282	3484	53.4	16	21	80t	67.6
Opp. Total	410	214	2591	52.2	12	18	42t	63.4

	PASS RECEIVING							
	No.	Yds.	Avg.	LG	TD			
Paige	61	902	14.8	49	7			
Palmer	53	611	11.5	71t	4			
Carson	46	711	15.5	80t	3			
Harry	26	362	13.9	38	1			
Hayes	22	233	10.6	25	1			
Heard	20	198	9.9	32	0			
Saxon	19	177	9.3	22	0			
Roberts	10	104	10.4	20	0			
Taylor	9	105	11.7	36	0			
Okoye	8	51	6.4	12	0			
Moriarty	6	40	6.7	12	0			
Colbert	1	-3	-3.0	-3	0			
Gamble	1	-7	-7.0	-7	0			
CHIEFS TOTAL	282	3484	12.4	80t	16			
Opp. Total	214	2591	12.1	42t	12			

	RUSHING							
	No.	Yds.	Avg.	LG	TD			
Okoye	105	473	4.5	48	3			
Palmer	134	452	3.4	26t	2			
Heard	106	438	4.1	20	0			
Saxon	60	236	3.9	14	2			
Moriarty	20	62	3.1	9	0			
DeBerg	18	30	1.7	13	1			
Goodburn	1	15	15.0	15	0			
Kenney	2	4	2.0	2	0			
Taylor	1	2	2.0	2	0			
Carson	1	1	1.0	1	0			
CHIEFS TOTAL	448	1713	3.8	48	8			
Opp. Total	609	2592	4.3	36	23			

TEAM LEADERS

Scoring: Nick Lowery	104 pts: 23 PATs, 27 FGs
INTs: Deron Cherry	7-51 yds., 0 TDs
Tackles: Deron Cherry	151 (90 solo)
Sacks: Bill Maas	4.0 (-34.0 yds.)
Punting: Kelly Goodburn	76-3059 yds., 40.3 avg., 10 In 20, 59 LG
Punt Returns: Kitrick Taylor	29-187 yds., 6.4 avg., 0 TDs
Kickoff Returns: Kenny Gamble	15-291 yds., 19.4 avg., 0 TDs





Preseason (4-1)

8/8	L	7-20	San Francisco	23,826
			Hall of Fame Game (Canton, OH)	
8/13	W	32-20	at Houston	30,147
8/22	W	13-10	ATLANTA	39,164
8/29	W	34-14	BUFFALO	43,887
9/6	W	13-10 OT	St. Louis (Memphis, TN)	62,353

Regular Season (4-11)

9/13	W	20-13	SAN DIEGO	56,940
9/20	L	14-43	at Seattle	61,667
9/27			MINNESOTA (Cancelled/Strike)	
10/4	L	17-35	# at L.A. Raiders	10,708
10/11	L	0-42	# at Miami	25,867
10/18	L	17-26	# DENVER	20,296
10/25	L	21-42	at San Diego	47,972
11/1	L	28-31	at Chicago	63,498
11/8	L	16-17	PITTSBURGH	45,249
11/15	L	9-16	N.Y. JETS	40,718
11/22	L	3-23	GREEN BAY	34,611
11/26	W	27-20	at Detroit (Thur) (Thanks)	43,820
12/6	L	27-30 OT	at Cincinnati	46,489
12/13	W	16-10	L.A. RAIDERS	63,834
12/19	L	17-20	at Denver (Sat)	75,053
12/27	W	41-20	SEATTLE	20,370

#REPLACEMENT GAMES

REGULAR STARTERS

OFFENSE			DEFENSE		
WR	Carlos Carson	LE	Art Still		
LT	John Alt	NT	Bill Maas		
LG	Rich Baldinger	RT	Pete Koch		
C	Tom Baugh	RE	Mike Bell		
	Rick Donnalley	OLB	Louis Cooper		
RG	Mark Adickes		Aaron Pearson		
RT	Dave Lutz	ILB	Aaron Pearson		
	Irv Eatman	MLB	Dino Hackett		
TE	Jonathan Hayes	OLB	Tim Cofield		
WR	Stephone Paige	LCB	Albert Lewis		
QB	Bill Kenney	RCB	Kevin Ross		
RB	Christian Okoye	SS	Lloyd Burruss		
RB	Herman Heard	FS	Deron Cherry		
K	Nick Lowery	P	Kelly Goodburn		

*Does not include replacement players.

PRO BOWLERS IN BOLD

AMERICAN CONFERENCE					NATIONAL CONFERENCE				
Western Division					Western Division				
Denver	W	L	T	Pct.	San Francisco	W	L	T	Pct.
Seattle †	9	6	0	.600	New Orleans †	12	3	0	.800
San Diego	8	7	0	.533	L.A. Rams	6	9	0	.400
L.A. Raiders	5	10	0	.333	Atlanta	3	12	0	.200
Kansas City	4	11	0	.267					
Central Division					Central Division				
Cleveland	W	L	T	Pct.	Chicago	W	L	T	Pct.
Houston †	10	5	0	.667	Minnesota †	11	4	0	.733
Pittsburgh	9	6	0	.600	Green Bay	8	7	0	.533
Cincinnati	8	7	0	.533	Tampa Bay	5	9	1	.367
	4	11	0	.267	Detroit	4	11	0	.267
Eastern Division					Eastern Division				
Indianapolis	W	L	T	Pct.	Washington	W	L	T	Pct.
New England	9	6	0	.600	Dallas	11	4	0	.733
Miami	8	7	0	.533	St. Louis	7	8	0	.467
Buffalo	7	8	0	.467	Philadelphia	7	8	0	.467
N.Y. Jets	6	9	0	.400	N.Y. Giants	6	9	0	.400

AFC Championship: Denver 38, Cleveland 33

NFC Championship: Washington 17, Minnesota 10

Super Bowl XXII: Washington 42, Denver 10

TEAM STATISTICS

	CHIEFS	OPP
TOTAL FIRST DOWNS	265	344
Rushing/Passing/Penalty	97/141/27	139/172/33
3rd Down: Made/Att.	77/192	92/206
3rd Down Pct.	40.1	44.7
4th Down: Made/Att.	4/10	5/15
4th Down Pct.	40.0	33.3
TOTAL NET YARDS	4418	5639
Avg. Per Game	294.5	375.9
Total Plays	899	1045
Avg. Per Play	4.9	5.4
NET YARDS RUSHING	1799	2333
Avg. Per Game	119.9	155.5
Total Rushes	419	535
Avg. Per Play	4.3	4.7
NET YARDS PASSING	2619	3306
Avg. Per Game	174.6	220.4
Sacked/Yards Lost	48/366	26/167
Gross Yards	2985	3473
Attempts/Completions	432/236	484/279
Pct. of Completions	54.6	57.6
Had Intercepted	17	11
PUNTS/AVERAGE	69/40.4	56/40.4
Net Punting Avg.	32.3	31.7
PUNT RETURNS/YARDS	32/346	43/442
KICKOFF RETURNS/YARDS	70/1437	55/1263
PENALTIES/YARDS	108/861	112/936
FUMBLES/LOST	41/24	24/17
TOUCHDOWNS	30	45
Rushing/Passing	7/17	16/25
Defensive/Kicking Game	1/5	3/1
TIME OF POSSESSION	27:10	32:50

SCORE BY PERIODS	1	2	3	4	OT	Total
CHIEFS TOTAL	55	88	74	56	0	273
Opp. Total	88	116	93	88	3	388

INDIVIDUAL STATISTICS

PASSING									
	Att.	Cmp.	Yds.	Pct.	TD	Int	LG	Rating	
Kenney	273	154	2107	56.4	15	9	81t	85.8	
Seuer	55	26	340	47.3	0	4	33	36.9	
Blackledge	31	15	154	48.4	1	1	19	60.4	
Palmer	1	0	0	0.0	0	0	0	39.6	
Others	72	41	384	56.9	1	3	23	42.2	
CHIEFS TOTAL	432	236	2985	54.6	17	17	81t	73.1	
Opp. Total	484	279	3473	57.6	25	11	44	87.8	

PASS RECEIVING					
	No.	Yds.	Avg.	LG	TD
Carson	55	1044	19.0	81t	7
Paige	43	707	16.4	51	4
Okoye	24	169	7.0	22	3
Hayes	21	272	13.0	33	2
Heard	14	118	8.4	15	0
Marshall	10	126	12.6	19	0
Moriarty	10	37	3.7	8	1
Coffman	5	42	8.4	13t	1
Palmer	4	27	6.8	10	0
Arnold	3	26	8.7	10	0
D. Colbert	3	21	7.0	9	0
Keel	2	9	4.5	7	0
Adickes	1	3	3.0	3t	1
Others	41	384	9.4	23	1
CHIEFS TOTAL	236	2985	12.6	81t	17
Opp. Total	279	3473	12.4	44	25

RUSHING					
	No.	Yds.	Avg.	LG	TD
Okoye	157	660	4.2	43t	3
Heard	82	466	5.7	64t	3
Palmer	24	155	6.5	35	0
Moriarty	30	107	3.6	11	0
Seuer	9	33	3.7	11	0
Blackledge	5	21	4.2	11	0
Goodburn	1	16	16.0	16	0
Clemons	2	7	3.5	7	0
Kenney	12	-2	-0.2	6	0
Carson	1	-7	-7.0	-7	0
Others	96	343	3.6	17	1
CHIEFS TOTAL	419	1799	4.3	64t	7
Opp. Total	535	2333	4.4	48	16

TEAM LEADERS

Scoring: Nick Lowery	83 pts: 26 PATs, 19 FGs
INTs: Deron Cherry	3-58 yds., 0 TDs
Kevin Ross	3-40 yds., 0 TDs
Tackles: Dino Hackett	103 (74 solo)
Sacks: Mike Bell	6.5 (-44.0 yds.)
Punting: Kelly Goodburn	76-3059 yds., 40.3 avg., 13 in 20, 55 LG
Punt Returns: Kitrick Taylor	29-187 yds., 6.4 avg., 0 TDs
Kickoff Returns: Kenny Gamble	15-291 yds., 19.4 avg., 0 TDs



1986

KANSAS CITY CHIEFS



10-6 • 2nd AFC West • John Mackovic

Preseason (2-2)

8/9	W	20-0	CINCINNATI	30,067
8/16	W	27-26	at St. Louis	30,305
8/23	L	6-13	BUFFALO	39,911
8/30	L	10-13	at New Orleans	47,945

Regular Season (10-6)

9/7	W	24-14	CINCINNATI	43,430
9/14	L	17-23	at Seattle	64,947
9/21	W	27-13	HOUSTON	43,699
9/28	W	20-17	at Buffalo	67,555
10/5	L	17-24	L.A. RAIDERS	74,430
10/12	L	7-20	at Cleveland	72,304
10/19	W	42-41	SAN DIEGO	55,767
10/26	W	27-20	TAMPA BAY	36,230
11/2	W	24-23	at San Diego	44,518
11/9	W	27-7	SEATTLE	53,268
11/16	L	17-38	at Denver	75,745
11/23	L	14-23	at St. Louis	29,680
11/30	L	14-17	BUFFALO	31,492
12/7	W	37-10	DENVER	47,019
12/14	W	20-17	at L.A. Raiders	68,771
12/21	W	24-19	at Pittsburgh	47,150

AFC Wild Card Playoff Game

12/28	L	15-35	at N.Y. Jets	69,307
-------	---	-------	--------------	--------

REGULAR STARTERS

OFFENSE		DEFENSE	
WR	Carlos Carson	LE	Art Still
	Henry Marshall	NT	Bill Maas
LT	Irv Eatman	RE	Pete Koch
LG	Brad Budde		
C	Rick Donnalley	LOLB	Louis Cooper
RG	Mark Adickes	LILB	Dino Hackett
RT	Dave Lutz	RILB	Scott Radevic
TE	Walt Arnold	ROLB	Tim Cofield
WR	Stephone Paige	LCB	Albert Lewis
QB	Todd Blackledge	RCB	Kevin Ross
	Bill Kenney		
RB	Herman Heard	SS	Lloyd Burruss
RB	Mike Pruitt	FS	Deron Cherry
K	Nick Lowery	P	Lewis Colbert

PRO BOWLERS IN BOLD

AMERICAN CONFERENCE					NATIONAL CONFERENCE				
Western Division					Western Division				
	W	L	T	Pct.		W	L	T	Pct.
Denver	11	5	0	.688	San Francisco	10	5	1	.656
Kansas City †	10	6	0	.625	L.A. Rams †	10	6	0	.625
Seattle	10	6	0	.625	Atlanta	7	8	1	.469
L.A. Raiders	8	8	0	.500	New Orleans	7	9	0	.438
San Diego	4	12	0	.250					
Central Division					Central Division				
	W	L	T	Pct.		W	L	T	Pct.
Cleveland	12	4	0	.750	Chicago	14	2	0	.875
Cincinnati	10	6	0	.625	Minnesota	9	7	0	.563
Pittsburgh	6	10	0	.325	Detroit	5	11	0	.313
Houston	5	11	0	.313	Green Bay	4	12	0	.250
					Tampa Bay	2	14	0	.125
Eastern Division					Eastern Division				
	W	L	T	Pct.		W	L	T	Pct.
New England	11	5	0	.688	N.Y. Giants	14	2	0	.875
N.Y. Jets †	10	6	0	.625	Washington †	12	4	0	.750
Miami	8	8	0	.500	Dallas	7	9	0	.438
Buffalo	4	12	0	.250	Philadelphia	5	10	1	.344
Indianapolis	3	13	0	.188	St. Louis	4	11	1	.281

AFC Championship: Denver 23, Cleveland 20 OT

NFC Championship: N.Y. Giants 17, Washington 0

Super Bowl XXI: N.Y. Giants 39, Denver 20

TEAM STATISTICS

	CHIEFS	OPP.
TOTAL FIRST DOWNS	264	310
Rushing/Passing/Penalty	83/152/29	111/173/26
3rd Down: Made/Att.	74/220	80/224
3rd Down Pct.	33.6	35.7
4th Down: Made/Att.	5/9	7/16
4th Down Pct.	55.6	43.8
TOTAL NET YARDS	4218	4934
Avg. Per Game	263.6	308.4
Total Plays	1003	1098
Avg. Per Play	4.2	4.5
NET YARDS RUSHING	1468	1739
Avg. Per Game	91.8	108.7
Total Rushes	432	485
Avg. Per Play	3.4	3.6
NET YARDS PASSING	2750	3195
Avg. Per Game	171.9	199.7
Sacked/Yards Lost	50/372	44/360
Gross Yards	3122	3555
Attempts/Completions	521/257	569/303
Pct. of Completions	49.3	53.3
Had Intercepted	18	31
PUNTS/AVERAGE	99/40.7	83/37.0
Net Punting Avg.	33.7	30.9
PUNT RETURNS/YARDS	35/265	52/572
KICKOFF RETURNS/YARDS	56/1117	71/1278
PENALTIES/YARDS	96/824	114/965
FUMBLES/LOST	27/17	26/18
TOUCHDOWNS	43	38
Rushing/Passing	10/23	13/21
Returns: Off./Def./Kicking Game*	1/4/5	0/3/1
TIME OF POSSESSION	28:29	31:31

SCORE BY PERIODS	1	2	3	4	OT	Total
CHIEFS TOTAL	67	113	83	95	0	358
Opp. Total	49	121	90	66	0	326

INDIVIDUAL STATISTICS

	PASSING							Rating
	Att.	Cmp.	Yds.	Pct.	TD	Int	LG	
Kenney	308	161	1922	52.3	13	11	56	70.8
Blackledge	211	96	1200	45.5	10	6	70t	67.6
Green	1	0	0	0	0	1	0	0.0
Marshall	1	0	0	0	0	0	0	39.6
CHIEFS TOTAL	521	257	3122	49.3	23	18	70t	68.5
Opp. Total	569	303	3555	53.3	21	31	51	62.1

	PASS RECEIVING					TD
	No.	Yds.	Avg.	LG		
Paige	52	829	15.9	51		11
Marshall	46	652	14.2	31		1
J. Smith	33	230	7.0	18		3
Carson	21	497	23.7	70t		4
Arnold	20	169	8.5	27		1
Green	19	137	7.2	17		0
Heard	17	83	4.9	13		0
Coffman	12	75	6.3	10		2
Harry	9	211	23.4	53		1
Hayes	8	69	8.6	16		0
Pruitt	8	56	7.0	13		0
Moriarty	7	51	7.3	19		0
Hancock	4	63	15.8	25		0
Kenney	1	0	0.0	0		0
CHIEFS TOTAL	257	3122	12.1	70t		23
Opp. Total	303	3555	11.7	51		21

	RUSHING					TD
	No.	Yds.	Avg.	LG		
Pruitt	139	448	3.2	16		2
Green	90	314	3.5	27		3
Heard	71	295	4.2	40		2
J. Smith	54	238	4.4	32		3
Moriarty	35	115	3.3	11		0
Blackledge	23	60	2.6	14		0
Kenney	18	0	0.0	9		0
Paige	2	-2	-1.0	12		0
CHIEFS TOTAL	432	1468	3.4	40		10
Opp. Total	485	1739	3.6	41t		13

TEAM LEADERS

Scoring: Nick Lowery	100 pts: 43 PATs 19 FGs
INTs: Deron Cherry	9-150 yds., 0 TDs
Tackles: Dino Hackett	140 (78 solo)
Sacks: Art Still	10.5 (-77.0 yds.)
Punting: Lewis Colbert	99-4033 yds., 40.7 avg., 23 in 20, 56 LG
Punt Returns: Jeff Smith	29-245 yds., 8.4 avg., 0 TDs
Kickoff Returns: Boyce Green	10-254 yds., 25.4 avg., 1 TD





Preseason (3-1)

8/10	W	35-27	at Cincinnati	41,115
8/17	L	13-31	NEW ENGLAND	35,162
8/24	W	24-19	at Houston	36,501
8/31	W	17-13	ST. LOUIS	38,618

Regular Season (6-10)

9/8	W	47-27	at New Orleans	57,760
9/12	W	36-20	L.A. RAIDERS (Thur) (N)	72,686
9/22	L	0-31	at Miami	69,791
9/29	W	28-7	SEATTLE	50,485
10/6	L	10-19	at L.A. Raiders	55,133
10/13	L	20-31	at San Diego	50,067
10/20	L	0-16	L.A. RAMS	64,474
10/27	L	10-30	DENVER	68,248
11/3	L	20-23	at Houston	41,238
11/10	L	28-36	PITTSBURGH	46,126
11/17	L	3-31	at San Francisco	56,447
11/24	W	20-7	INDIANAPOLIS	21,762
12/1	L	6-24	at Seattle	52,655
12/8	W	38-10	ATLANTA	18,199
12/14	L	13-14	at Denver (Sat)	69,209
12/22	W	38-34	SAN DIEGO	18,178

REGULAR STARTERS

OFFENSE		DEFENSE	
WR	Carlos Carson	LE	Art Still
LT	Matt Herkenhoff	NT	Bill Maas
LG	Brad Budde	RE	Mike Bell
	Scott Auer		
C	Bob Rush	LOLB	Calvin Daniels
RG	Bob Olderman	LILB	Scott Radecic
RT	Dave Lutz	RILB	Gary Spani
TE	Walt Arnold	ROLB	Ken Jolly
WR	Henry Marshall	LCB	Albert Lewis
	Stephone Paige	RCB	Kevin Ross
QB	Bill Kenney	SS	Lloyd Burruss
	Todd Blackledge	FS	Deron Cherry
RB	Herman Heard	P	Jim Arnold
RB	Mike Pruitt		
	Bruce King		
K	Nick Lowery		

PRO BOWLERS IN BOLD

AMERICAN CONFERENCE					NATIONAL CONFERENCE				
Western Division					Western Division				
L.A. Raiders	W	L	T	Pct.	L.A. Rams	W	L	T	Pct.
Denver	12	4	0	.750	San Francisco †	11	5	0	.688
Seattle	11	5	0	.688	New Orleans	5	11	0	.313
San Diego	8	8	0	.500	Atlanta	4	12	0	.250
Kansas City	6	10	0	.375					
Central Division					Central Division				
Cleveland	W	L	T	Pct.	Chicago	W	L	T	Pct.
Cincinnati	8	8	0	.500	Green Bay	15	1	0	.938
Pittsburgh	7	9	0	.438	Minnesota	8	8	0	.500
Houston	7	9	0	.438	Detroit	7	9	0	.438
	5	11	0	.313	Tampa Bay	2	14	0	.125
Eastern Division					Eastern Division				
Miami	W	L	T	Pct.	Dallas	W	L	T	Pct.
N.Y. Jets †	12	4	0	.750	N.Y. Giants †	10	6	0	.625
New England †	11	5	0	.688	Washington	10	6	0	.625
Indianapolis	5	11	0	.313	Philadelphia	7	9	0	.438
Buffalo	2	14	0	.125	St. Louis	5	11	0	.313

AFC Championship: New England 31, Miami 14

NFC Championship: Chicago 24, L.A. Rams 0

Super Bowl XX: Chicago 46, New England 10

TEAM STATISTICS

	CHIEFS	OPP.
TOTAL FIRST DOWNS	258	336
Rushing/Passing/Penalty	79/158/21	129/184/23
3rd Down: Made/Att.	76/224	99/239
3rd Down Pct.	33.9	41.4
4th Down: Made/Att.	7/15	11/21
4th Down Pct.	46.7	52.4
TOTAL NET YARDS	4877	5658
Avg. Per Game	304.8	353.6
Total Plays	982	1126
Avg. Per Play	5.0	5.0
NET YARDS RUSHING	1486	2169
Avg. Per Game	92.9	135.6
Total Rushes	428	513
Avg. Per Play	3.5	4.2
NET YARDS PASSING	3391	3489
Avg. Per Game	211.9	218.1
Sacked/Yards Lost	43/335	37/263
Gross Yards	3726	3752
Attempts/Completions	511/267	576/332
Pct. of Completions	52.3	57.6
Had Intercepted	23	27
PUNTS/AVERAGE	95/40.3	75/41.2
Net Punting Avg.	32.3	34.2
PUNT RETURNS/YARDS	43/381	48/530
KICKOFF RETURNS/YARDS	59/1115	69/1626
PENALTIES/YARDS	87/666	85/720
FUMBLES/LOST	22/11	25/14
TOUCHDOWNS	35	41
Rushing/Passing	10/23	18/22
Defensive/Kicking Game	2/0	0/1
TIME OF POSSESSION	28:06	31:54

SCORE BY PERIODS	1	2	3	4	OT	Total
CHIEFS TOTAL	77	111	66	63	0	317
Opp. Total	39	135	65	121	0	360

INDIVIDUAL STATISTICS

		PASSING						
		Att.	Cmp.	Yds.	Pct.	TD	Int	LG
Kenney	338	181	2536	53.6	17	9	84t	83.6
Blackledge	172	86	1190	50.0	6	14	70	50.5
Horton	1	0	0	0	0	0	0	39.6
CHIEFS TOTAL	511	267	3726	52.3	23	23	84t	72.3
Opp. Total	576	332	3752	57.6	22	27	56	70.3

PASS RECEIVING					
	No.	Yds.	Avg.	LG	TD
Carson	47	843	17.9	37t	4
Paige	43	943	21.9	84t	10
Heard	31	257	8.3	27	2
W. Arnold	28	339	12.1	38	1
Horton	28	185	6.6	22	1
Marshall	25	446	17.8	50	0
Smith	18	157	8.7	45t	2
Hancock	15	286	19.1	48	2
King	7	45	6.4	8	0
Pruitt	7	43	6.1	9	0
Scott	5	61	12.2	21	0
Holston	5	51	10.2	17	0
Hayes	5	39	7.8	12	1
Jones	3	31	10.3	15	0

CHIEFS TOTAL	267	3726	14.0	84t	23
Opp. Total	332	3752	11.3	56t	22
	RUSHING				
	No.	Yds.	Avg.	LG	TD
Heard	164	595	3.6	33	4
Pruitt	105	366	3.5	54	2
Horton	48	146	3.0	19t	3
Smith	30	118	3.9	27	0
Blackledge	17	97	5.7	25	0
King	28	83	3.0	9	0
Carson	3	25	8.3	13	0
Lacy	6	21	3.5	6	0
Jones	12	19	1.6	7	0
Paige	1	15	15.0	15	0
Kenney	14	1	0.1	5	1
CHIEFS TOTAL	428	1486	3.5	54	10
Opp. Total	513	2169	4.2	50	18

TEAM LEADERS

Scoring: Nick Lowery	107 pts: 35 PATs, 24 FGs
INTs: Albert Lewis	8-59 yds., 0 TDs
Tackles: Deron Cherry	134 (85 solo)
Sacks: Bill Maas	7.0 (-51.0 yds.)
Punting: Jim Arnold	93-3827 yds., 41.2 avg., 15 In 20, 62 LG
Punt Returns: Garcia Lane	43-381 yds., 8.9 avg., 0 TDs
Kickoff Returns: Jeff Smith	33-654 yds., 19.8 avg., 0 TDs





Preseason (1-3)

8/4	L	20-34	NEW ORLEANS	34,230
8/10	L	10-14	at St. Louis	30,233
8/18	W	31-13	CLEVELAND	33,074
8/24	L	7-36	at New England	22,721

Regular Season (8-8)

9/2	W	37-27	at Pittsburgh	56,709
9/9	W	27-22	at Cincinnati	47,111
9/16	L	20-22	L.A. RAIDERS	75,111
9/23	L	0-21	at Denver	74,263
9/30	W	10-6	CLEVELAND	40,785
10/7	L	16-17	N.Y. JETS	53,167
10/14	W	31-13	SAN DIEGO	67,465
10/21	L	7-28	at N.Y. Jets	76,891
10/28	W	24-20	TAMPA BAY	41,710
11/4	L	0-45	at Seattle	64,915
11/11	L	16-17	HOUSTON	44,464
11/18	L	7-17	at L.A. Raiders	48,575
11/25	L	27-28	at N.Y. Giants	74,383
12/2	W	16-13	DENVER	38,949
12/9	W	34-7	SEATTLE	34,855
12/16	W	42-21	at San Diego	40,211

REGULAR STARTERS

OFFENSE		DEFENSE	
WR	Carlos Carson	LE	Art Still
LT	Matt Herkenhoff	NT	Bill Maas
LG	Brad Budde	RE	Mike Bell
C	Bob Rush	LOLB	Ken McAlister
RG	Tom Condon	LILB	John Zamberlin
RT	Dave Lutz		Jerry Blanton
	Jim Rourke		
TE	Willie Scott	RILB	Gary Spani
WR	Henry Marshall	ROLB	Calvin Daniels
QB	Bill Kenney	LCB	Albert Lewis
	Todd Blackledge	RCB	Kevin Ross
RB	Herman Heard	SS	Lloyd Burruss
	Theotis Brown	FS	Deron Cherry
RB	Billy Jackson	P	Jim Arnold
K	Nick Lowery		

PRO BOWLERS IN BOLD

AMERICAN CONFERENCE					NATIONAL CONFERENCE				
Western Division					Western Division				
	W	L	T	Pct.		W	L	T	Pct.
Denver	13	3	0	.813	San Francisco	15	1	0	.938
Seattle †	12	4	0	.750	L.A. Rams †	10	6	0	.625
L.A. Raiders †	11	5	0	.688	New Orleans	7	9	0	.438
Kansas City	8	8	0	.500	Atlanta	4	12	0	.250
San Diego	7	9	0	.438					
Central Division					Central Division				
	W	L	T	Pct.		W	L	T	Pct.
Pittsburgh	9	7	0	.563	Chicago	10	6	0	.625
Cincinnati	8	8	0	.500	Green Bay	8	8	0	.500
Cleveland	5	11	0	.313	Tampa Bay	6	10	0	.375
Houston	3	13	0	.188	Detroit	4	11	1	.281
					Minnesota	3	13	0	.188
Eastern Division					Eastern Division				
	W	L	T	Pct.		W	L	T	Pct.
Miami	14	2	0	.875	Washington	11	5	0	.688
New England	9	7	0	.563	N.Y. Giants †	9	7	0	.563
N.Y. Jets	7	9	0	.438	St. Louis	9	7	0	.563
Indianapolis	4	12	0	.250	Dallas	9	7	0	.563
Buffalo	2	14	0	.125	Philadelphia	6	9	1	.406

AFC Championship: Miami 45, Pittsburgh 28
NFC Championship: San Francisco 23, Chicago 0
Super Bowl XIX: San Francisco 38, Miami 16

TEAM STATISTICS

	CHIEFS	OPP.
TOTAL FIRST DOWNS	295	335
Rushing/Passing/Penalty	88/178/29	121/192/22
3rd Down: Made/Att.	73/221	89/246
3rd Down Pct.	33.0	36.2
4th Down: Made/Att.	1/6	9/24
4th Down Pct.	16.7	37.5
TOTAL NET YARDS	5095	5625
Avg. Per Game	318.4	351.6
Total Plays	1034	1159
Avg. Per Play	4.9	4.9
NET YARDS RUSHING	1527	1982
Avg. Per Game	95.4	123.9
Total Rushes	408	523
Avg. Per Play	3.7	3.8
NET YARDS PASSING	3568	3645
Avg. Per Game	223.0	227.8
Sacked/Yards Lost	33/301	50/364
Gross Yards	3869	4009
Attempts/Completions	593/305	586/329
Pct. of Completions	51.4	56.1
Had Intercepted	22	30
PUNTS/AVERAGE	98/44.9	91/40.0
Net Punting Avg.	37.5	33.6
PUNT RETURNS/YARDS	43/346	60/461
KICKOFF RETURNS/YARDS	56/1061	64/1354
PENALTIES/YARDS	99/806	108/951
FUMBLES/LOST	34/15	18/11
TOUCHDOWNS	35	38
Rushing/Passing	12/21	10/19
Defensive/Kicking Game	2/0	9/0
TIME OF POSSESSION	27:25	32:25

SCORE BY PERIODS	1	2	3	4	OT	Total
CHIEFS TOTAL	57	105	61	91	0	314
Opp. Total	37	127	73	87	0	324

INDIVIDUAL STATISTICS

PASSING									
	Att.	Cmp.	Yds.	Pct.	TD	Int	LG	Rating	
Kenney	282	151	2098	53.5	15	10	65t	80.7	
Blackledge	294	147	1707	50.0	6	11	46t	59.2	
Osiecki	17	7	64	41.2	0	1	19	27.6	
CHIEFS TOTAL	593	305	3869	51.4	21	22	65t	68.5	
Opp. Total	586	329	4009	56.1	19	30	80t	67.3	

PASS RECEIVING									
	No.	Yds.	Avg.	LG	TD				
Marshall	62	912	14.7	37	4				
Carson	57	1078	18.9	57	4				
Brown	38	236	6.2	17	0				
Paige	30	541	18.0	65t	4				
Scott	28	253	9.0	27	3				
Heard	25	223	8.9	17	0				
B. Jackson	15	101	6.7	11	1				
Lacy	13	87	6.7	20	2				
W. Arnold	11	95	8.6	15	1				
Hancock	10	217	21.7	46t	1				
Smith	8	69	9.4	16	0				
Beckman	7	44	6.3	9	1				
Little	1	13	13.0	13	0				
CHIEFS TOTAL	305	3869	12.7	65t	21				
Opp. Total	329	4009	12.2	80t	19				

RUSHING									
	No.	Yds.	Avg.	LG	TD				
Heard	65	684	4.1	69t	4				
Brown	97	337	3.5	25	4				
B. Jackson	50	225	4.5	16	1				
Lacy	46	165	3.6	24t	2				
Blackledge	18	102	5.7	26	1				
Paige	3	19	6.3	9	0				
Gunter	15	12	0.8	4	0				
Ricks	2	1	0.5	1	0				
W. Arnold	1	0	0.0	0	0				
Osiecki	1	-2	-2.0	-2	0				
Kenney	9	-8	-0.9	1	0				
Carson	1	-8	-8.0	-8	0				
CHIEFS TOTAL	408	1527	3.7	69t	12				
Opp. Total	523	1982	3.8	52	10				

TEAM LEADERS

Scoring:	Nick Lowery	104 pts: 35 PATs, 23 FGs
INTs:	Deron Cherry	7-140 yds., 0 TDs
Tackles:	Art Still	131 (107 solo)
Sacks:	Art Still	14.5 (-86.0 yds.)
Punting:	Jim Arnold	98-4397 yds., 44.9 avg., 22 In 20, 63 LG
Punt Returns:	J.T. Smith	39-332 yds., 8.5 avg., 0 TDs
Kickoff Returns:	J.T. Smith	19-391 yds., 20.6 avg., 0 TDs





6-10 • 5th AFC West • John Mackovic

Preseason (2-2)

8/6	W	24-7	at Cincinnati	42,662
8/13	L	13-17	DETROIT	32,885
8/20	W	17-16	ST. LOUIS	34,070
8/27	L	17-20	at Chicago	56,311

Regular Season (6-10)

9/4	W	17-13	SEATTLE	42,531
9/12	L	14-17	SAN DIEGO (Mon) (N)	62,150
9/18	L	12-27	at Washington	52,610
9/25	L	6-14	at Miami	50,785
10/2	W	38-14	ST. LOUIS	58,975
10/9	L	20-21	at L.A. Raiders	40,492
10/16	W	38-17	N.Y. GIANTS	55,449
10/23	W	13-10 OT	at Houston	39,462
10/30	L	24-27	at Denver	76,640
11/6	L	20-28	L.A. RAIDERS	75,497
11/13	W	20-15	CINCINNATI	46,711
11/20	L	21-41	at Dallas	64,102
11/27	L	48-51 OT	at Seattle	56,793
12/4	L	9-14	BUFFALO	27,104
12/11	L	38-41	at San Diego	35,510
12/18	W	48-17	DENVER	11,377

REGULAR STARTERS

OFFENSE

WR	Carlos Carson
LT	Matt Herkenhoff
LG	Brad Budde
C	Bob Rush
RG	Tom Condon
	Bob Simmons
RT	Dave Lutz
TE	Willie Scott
WR	Anthony Hancock
	Henry Marshall
QB	Bill Kenney
TE	Ed Beckman
RB	Theotis Brown
RB	Billy Jackson
K	Nick Lowery

DEFENSE

LE	Art Still
NT	Dino Mangiero
RE	Mike Bell
LOLB	Thomas Howard
LILB	Jerry Blanton
RILB	Gary Spani
ROLB	Calvin Daniels
LCB	Gary Green
RCB	Lucious Smith
SS	Lloyd Burruss
FS	Deron Cherry
P	Jim Arnold

PRO BOWLERS IN BOLD



Western Division

	W	L	T	Pct.
L.A. Raiders	12	4	0	.750
Seattle †	9	7	0	.563
Denver †	9	7	0	.563
San Diego	6	10	0	.375
Kansas City	6	10	0	.375

Central Division

	W	L	T	Pct.
Pittsburgh	10	6	0	.625
Cleveland	9	7	0	.563
Cincinnati	7	9	0	.438
Houston	2	14	0	.125

Eastern Division

	W	L	T	Pct.
Miami	12	4	0	.750
New England	8	8	0	.500
Buffalo	8	8	0	.500
Baltimore	7	9	0	.438
N.Y. Jets	7	9	0	.438



Western Division

	W	L	T	Pct.
San Francisco	10	6	0	.625
L.A. Rams †	9	7	0	.563
New Orleans	8	8	0	.500
Atlanta	7	9	0	.438

Central Division

	W	L	T	Pct.
Detroit	9	7	0	.563
Chicago	8	8	0	.500
Green Bay	8	8	0	.500
Minnesota	8	8	0	.500
Tampa Bay	2	14	0	.125

Eastern Division

	W	L	T	Pct.
Washington	14	2	0	.875
Dallas †	12	4	0	.750
St. Louis	8	7	1	.531
Philadelphia	5	11	0	.313
N.Y. Giants	3	12	1	.219

AFC Championship: L.A. Raiders 30, Seattle 14

NFC Championship: Washington 24, San Francisco 21

Super Bowl XVII: L.A. Raiders 38, Washington 9

TEAM STATISTICS

	CHIEFS	OPP.
TOTAL FIRST DOWNS	314	319
Rushing/Passing/Penalty	83/208/23	136/158/25
3rd Down: Made/Att.	93/234	83/221
3rd Down Pct.	39.7	39.6
4th Down: Made/Att.	4/9	7/12
4th Down Pct.	44.4	58.3
TOTAL NET YARDS	5595	5386
Avg. Per Game	349.7	336.6
Total Plays	1074	1089
Avg. Per Play	5.2	4.9
NET YARDS RUSHING	1254	2275
Avg Per Game	78.4	142.2
Total Rushes	387	554
Avg. Per Play	3.2	4.1
NET YARDS PASSING	4341	3111
Avg. Per Game	271.3	194.4
Sacked/Yards Lost	46/343	35/250
Gross Yards	4684	3361
Attempts/Completions	641/369	500/261
Pct. of Completions	57.6	52.2
Had Intercepted	19	30
PUNTS/AVERAGE	93/39.9	85/41.2
Net Punting Avg.	32.6	33.8
PUNT RETURNS/YARDS	40/291	54/559
KICKOFF RETURNS/YARDS	54/929	75/1528
PENALTIES/YARDS	113/911	105/837
FUMBLES/LOST	30/19	34/21
TOUCHDOWNS	45	44
Rushing/Passing	13/29	19/21
Returns: Off./Def./Kicking Game*	0/3/0	1/2/1
TIME OF POSSESSION	28:35	31:07

SCORE BY PERIODS	1	2	3	4	OT	Total
CHIEFS TOTAL	86	96	85	116	3	386
Opp. Total	57	89	88	130	3	367

INDIVIDUAL STATISTICS

	Att.	Cmp.	Yds.	Pct.	TD	Int	LG	Rating
Kenney	603	346	4348	57.4	24	18	53	80.8
Blackledge	34	20	259	58.8	3	0	43	112.3
J. Thomas	2	1	18	50	1	1	18	81.3
Carson	1	1	48	100.0	1	0	48	158.3
Brown	1	1	11	100.0	0	0	11	112.5
Marshall	0	0	0	0.0	0	0	0	0.0
CHIEFS TOTAL	641	369	4684	57.6	29	19	53	83.2
Opp. Total	500	261	3361	52.2	21	30	58	62.6

PASS RECEIVING

	No.	Yds.	Avg.	LG	TD
Carson	80	1351	16.9	50	7
Marshall	50	788	15.8	52	6
Brown	47	418	8.9	53	2
Hancock	37	584	15.8	50	1
B. Jackson	32	243	7.6	29	0
Paige	30	528	17.6	43	6
K. Thomas	30	254	8.5	25	1
Scott	29	247	8.5	22	6
Beckman	13	130	10.0	20	0
J. Thomas	8	33	4.1	7	0
J.T. Smith	7	85	12.1	18	0
Ricks	3	5	1.7	7	0
Hadnot	2	18	9.0	16	0
Kenney	1	0	0.0	0	0
CHIEFS TOTAL	369	4684	12.7	53	29
Opp. Total	261	3361	12.9	58	21

RUSHING

	No.	Yds.	Avg.	LG	TD
B. Jackson	152	499	3.3	19	2
Brown	124	467	3.8	49	8
J. Thomas	44	115	2.6	11	0
Kenney	23	59	2.6	11	3
K. Thomas	15	55	3.7	28	0
Ricks	21	28	1.3	10	0
Carson	2	20	10.0	18	0
Hadnot	4	10	2.5	7	0
Scott	1	1	1.0	1	0
Blackledge	1	0	0.0	0	0
CHIEFS TOTAL	387	1254	3.2	49	13
Opp. Total	554	2275	4.1	60	19

TEAM LEADERS

Scoring: Nick Lowery	116 pts: 44 PATs, 24 FGs
INTs: Deron Cherry	7-100 yds., 0 TDs
Tackles: Jerry Blanton	136 (83 solo)
Sacks: Mike Bell	10.0 (-62.0 yds.)
Punting: Jim Arnold	93-3710 yds., 39.9 avg., 21 In 20, 64 LG
Punt Returns: J.T. Smith	26-210 yds., 8.1 avg., 0 TDs
Kickoff Returns: Theotis Brown	15-301 yds., 20.1 avg., 0 TDs



1982

KANSAS CITY CHIEFS



3-6 • 11th AFC • Marv Levy

Preseason (2-1-1)

8/13	W	26-20	CINCINNATI	39,815
8/21	L	3-6	at New Orleans	46,585
8/28	T	17-17 OT	MIAMI	42,290
9/4	W	10-6	at St. Louis	39,926

Regular Season (3-6)

9/12	L	9-14	at Buffalo	79,383
9/19	W	19-12	SAN DIEGO	60,514
9/23			ATLANTA	Cancelled*
10/3			at Seattle	Cancelled*
10/10			HOUSTON	Cancelled*
10/17			at San Diego	Cancelled*
10/24			N.Y. Jets	Rescheduled (1/2)*
10/31			SEATTLE	Cancelled*
11/7			at Oakland	Cancelled*
11/14			DENVER	Cancelled*
11/21	L	17-27	at New Orleans	39,341
11/28	L	14-20	at L.A. Rams	45,793
12/5	L	14-35	at Pittsburgh	52,090
12/12	L	16-21	OAKLAND	26,307
12/19	W	37-16	at Denver	74,192
12/26	L	13-26	SAN FRANCISCO	24,319
1/2	W	37-13	N.Y. JETS	11,902

*Season shortened to nine games due to NFLPA strike.

REGULAR STARTERS

OFFENSE

WR	Henry Marshall
LT	Matt Herkenhoff
LG	Brad Budde
C	Jack Rudnay
RG	Tom Condon
RT	Charlie Getty
TE	Al Dixon
WR	Carlos Carson
QB	Bill Kenney
RB	Joe Delaney
RB	Billy Jackson
K	Nick Lowery

DEFENSE

LE	Art Still
NT	Ken Kremer
RE	Mike Bell
	Dave Lindstrom
LOLB	Thomas Howard
LILB	Jerry Blanton
RILB	Gary Spani
ROLB	Charles Jackson
LCB	Gary Green
RCB	Eric Harris
SS	Lloyd Burruss
FS	Gary Barbaro
P	Jeff Gossett

PRO BOWLERS IN BOLD



	W	L	T	Pct.
L.A. Raiders	8	1	0	.889
Miami	7	2	0	.778
Cincinnati	7	2	0	.778
Pittsburgh	6	3	0	.667
San Diego	6	3	0	.667
N.Y. Jets	6	3	0	.667
New England	5	4	0	.556
Cleveland	4	5	0	.444
Buffalo	4	5	0	.444
Seattle	4	5	0	.444
Kansas City	3	6	0	.333
Denver	2	7	0	.222
Houston	1	8	0	.111
Baltimore	0	8	1	.056



	W	L	T	Pct.
Washington	8	1	0	.889
Dallas	6	3	0	.667
Green Bay	5	3	1	.611
Minnesota	5	4	0	.556
Atlanta	5	4	0	.556
St. Louis	5	4	0	.556
Tampa Bay	5	4	0	.556
Detroit	4	5	0	.444
New Orleans	4	5	0	.444
N.Y. Giants	4	5	0	.444
San Francisco	3	6	0	.333
Chicago	3	6	0	.333
Philadelphia	3	6	0	.333
L.A. Rams	2	7	0	.222

As the result of a 57-day players' strike, the 1982 NFL regular season schedule was reduced from 16 to nine games. At the conclusion of the regular season, the NFL conducted a 16-team postseason Super Bowl Tournament. Eight teams from each conference were seeded 1-8 based on their records during the season.

AFC Championship: Miami 14, N.Y. Jets 0
NFC Championship: Washington 31, Dallas 17
Super Bowl XVII: Washington 27, Miami 17

TEAM STATISTICS

	CHIEFS	OPP.
TOTAL FIRST DOWNS	163	170
Rushing/Passing/Penalty	71/79/13	69/92/9
3rd Down: Made/Att.	48/126	65/123
3rd Down Pct.	38.1	52.8
4th Down: Made/Att.	7/12	2/4
4th Down Pct.	58.3	50.0
TOTAL NET YARDS	2498	2733
Avg. Per Game	277.6	303.7
Total Plays	573	556
Avg. Per Play	4.4	4.9
NET YARDS RUSHING	943	1066
Avg. Per Game	104.8	118.4
Total Rushes	269	279
Avg. Per Play	3.5	3.8
NET YARDS PASSING	1555	1667
Avg. Per Game	172.8	185.2
Sacked/Yards Lost	40/309	15/120
Gross Yards	1864	1787
Attempts/Completions	264/145	262/155
Pct. of Completions	54.9	59.2
Had Intercepted	8	12
PUNTS/AVERAGE	38/40.5	38/38.6
Net Punting Avg.	29.0	32.1
PUNT RETURNS/YARDS	15/129	22/338
KICKOFF RETURNS/YARDS	34/723	42/794
PENALTIES/YARDS	43/372	59/476
FUMBLES/LOST	13/4	23/10
TOUCHDOWNS	17	22
Rushing/Passing	3/10	7/19
Defensive/Kicking Game	3/1	1/2
TIME OF POSSESSION	30:11	29:49

SCORE BY PERIODS	1	2	3	4	OT	Total
CHIEFS TOTAL	33	63	16	64	0	176
Opp. Total	40	55	31	58	0	184

INDIVIDUAL STATISTICS

	Att.	Cmp.	Yds.	Pct.	TD	Int	LG	Rating
Kenney	169	95	1192	56.2	7	6	51	77.0
Fuller	93	49	665	52.7	3	2	51	77.3
Gagliano	1	1	7	100.0	0	0	7	95.8
Marshall	1	0	0	0.0	0	0	0	39.6
CHIEFS TOTAL	264	145	1864	54.9	10	8	51	77.4
Opp. Total	262	155	1787	59.2	12	12	74t	76.0

	No.	Yds.	Avg.	LG	TD
Marshall	40	549	13.7	44t	3
Carson	27	494	18.3	51	2
Dixon	18	251	13.9	37	2
Hadnot	14	96	6.9	28	0
Delaney	11	53	4.8	13	0
Smith	10	168	16.8	51	0
Scott	8	49	6.1	13	1
Hancock	7	116	16.6	41t	1
B. Jackson	5	41	8.2	13	0
Rome	2	25	12.5	16	0
Gaines	2	17	8.5	7	0
Bledsoe	1	5	5.0	5	0
CHIEFS TOTAL	145	1864	12.9	51	10
Opp. Total	155	1787	11.5	74t	12

	No.	Yds.	Avg.	LG	TD
Delaney	95	380	4.0	36	0
B. Jackson	86	243	2.8	18	3
Hadnot	46	172	3.7	25	0
Fuller	10	56	5.6	12	0
Kenney	13	40	3.1	12	0
Marshall	3	25	8.3	16	0
Bledsoe	10	20	2.0	5	0
Thompson	4	7	1.8	4	0
Gaines	1	0	0.0	0	0
Studdard	1	0	0.0	0	0
CHIEFS TOTAL	269	943	3.5	36	3
Opp. Total	279	1066	3.8	24	7

TEAM LEADERS

Scoring: Nick Lowery	74 pts: 17 PATs, 19 FGs
INTs: Eric Harris	3-66 yds., 1 TD
Gary Barbaro	3-48 yds., 1 TD
Tackles: Art Still	68 (44 solo)
Sacks: Art Still	4.0 (-34.0 yds.)
Punting: Jeff Gossett	33-1366 yds., 41.1 avg., 6 In 20, 56 LG
Punt Returns: Anthony Hancock	12-103 yds., 8.6 avg., 0 TDs
Kickoff Returns: Anthony Hancock	27-609 yds., 22.6 avg., 0 TDs





Preseason (1-3)

8/7	L	10-16	at Washington	32,488
8/15	W	13-0	CHICAGO	41,099
8/22	L	3-16	ST. LOUIS	42,550
8/28	L	7-31	at Miami	36,896

Regular Season (9-7)

9/6	W	37-33	at Pittsburgh	53,305
9/13	W	19-10	TAMPA BAY	50,555
9/20	L	31-42	SAN DIEGO	63,866
9/27	W	20-14	at Seattle	59,255
10/4	L	17-33	at New England	55,931
10/11	W	27-0	OAKLAND	76,543
10/18	W	28-14	DENVER	74,672
10/25	W	28-17	at Oakland	42,914
11/1	L	20-22	at San Diego	51,307
11/8	L	13-16 OT	CHICAGO	60,605
11/15	W	23-10	HOUSTON	73,984
11/22	W	40-13	SEATTLE	49,002
11/26	L	10-27	at Detroit (Thur) (Thnks)	76,735
12/6	L	13-16	at Denver	74,744
12/13	L	7-17	MIAMI	57,407
12/20	W	10-6	at Minnesota	41,110

REGULAR STARTERS

OFFENSE

WR	Henry Marshall
LT	Matt Herkenhoff
LG	Brad Budde
C	Jack Rudnay
RG	Tom Condon
RT	Charlie Getty
TE	Al Dixon
WR	J.T. Smith
QB	Bill Kenney
RB	Joe Delaney
RB	James Hadnot
K	Nick Lowery

DEFENSE

LE	Art Still
NT	Don Parrish
	Ken Kremer
RE	Mike Bell
LOLB	Thomas Howard
LILB	Jerry Blanton
RILB	Gary Spani
ROLB	Charles Jackson
LCB	Gary Green
RCB	Eric Harris
SS	Lloyd Burruss
FS	Gary Barbaro
P	Bob Grupp

PRO BOWLERS IN BOLD

AMERICAN CONFERENCE					NATIONAL CONFERENCE				
Western Division					Western Division				
San Diego	W	L	T	Pct.	San Francisco	W	L	T	Pct.
Denver	10	6	0	.625	Atlanta	7	9	0	.438
Kansas City	9	7	0	.563	Los Angeles	6	10	0	.375
Oakland	7	9	0	.438	New Orleans	4	12	0	.250
Seattle	6	10	0	.375					
Central Division					Central Division				
Cincinnati	W	L	T	Pct.	Tampa Bay	W	L	T	Pct.
Pittsburgh	12	4	0	.750	Detroit	8	8	0	.500
Houston	8	8	0	.500	Green Bay	8	8	0	.500
Cleveland	7	9	0	.438	Minnesota	7	9	0	.438
	5	11	0	.313	Chicago	6	10	0	.375
Eastern Division					Eastern Division				
Miami	W	L	T	Pct.	Dallas	W	L	T	Pct.
N.Y. Jets †	11	4	1	.719	Philadelphia †	12	4	0	.750
Buffalo †	10	5	1	.656	N.Y. Giants †	10	6	0	.625
Baltimore	10	6	0	.625	Washington	9	7	0	.563
New England	2	14	0	.125	St. Louis	8	8	0	.500
	2	14	0	.125		7	9	0	.438

AFC Championship: Cincinnati 27, San Diego 7

NFC Championship: San Francisco 28, Dallas 27

Super Bowl XVI: San Francisco 26, Cincinnati 21

TEAM STATISTICS

	CHIEFS	OPP.
TOTAL FIRST DOWNS	315	316
Rushing/Passing/Penalty	160/132/23	112/177/27
3rd Down: Made/Att.	91/217	93/238
3rd Down Pct.	41.9	39.1
TOTAL NET YARDS	5273	5373
Avg. Per Game	329.6	335.8
Total Plays	1057	1102
Avg. Per Play	5.0	4.9
NET YARDS RUSHING	2633	1747
Avg. Per Game	164.6	109.2
Total Rushes	610	507
Avg. Per Play	4.3	3.4
NET YARDS PASSING	2640	3626
Avg. Per Game	165.0	226.6
Sacked/Yards Lost	37/277	27/195
Gross Yards	2917	3821
Attempts/Completions	410/224	567/291
Pct. of Completions	54.6	51.3
Had Intercepted	22	26
PUNTS/AVERAGE	70/38.5	80/38.9
Net Punting Avg.	33.2	30.8
PUNT RETURNS/YARDS	50/528	46/293
KICKOFF RETURNS/YARDS	52/1043	68/1296
PENALTIES/YARDS	96/920	88/723
FUMBLES/LOST	36/24	42/21
TOUCHDOWNS	38	34
Rushing/Passing	22/12	17/16
Defensive/Kicking Game	4/0	1/0
TIME OF POSSESSION	31:01	28:59

SCORE BY PERIODS	1	2	3	4	OT	Total
CHIEFS TOTAL	85	69	85	104	0	343
Opp. Total	82	97	51	57	3	290

INDIVIDUAL STATISTICS

	PASSING							
	Att.	Cmp.	Yds.	Pct.	TD	Int	LG	Rating
Kenney	274	147	1983	53.6	9	16	64t	63.8
Fuller	134	77	934	57.5	3	4	53	73.9
Marshall	1	0	0	0.0	0	1	0	0.0
Hadnot	1	0	0	0.0	0	1	0	0.0
CHIEFS TOTAL	410	224	2917	54.6	12	22	64t	64.4
Opp. Total	567	291	3821	51.3	16	26	86t	63.1

	PASS RECEIVING							
	No.	Yds.	Avg.	LG	TD			
J.T. Smith	63	852	13.5	42	2			
Marshall	38	620	16.3	64t	4			
Dixon	29	356	12.3	48	2			
Hadnot	23	215	9.3	20	0			
Delaney	22	246	11.2	61	0			
Rome	17	203	11.9	23	1			
McKnight	8	77	9.6	23	0			
Carson	7	179	25.6	53	1			
B. Jackson	6	31	5.2	10	1			
Scott	5	72	14.4	26	1			
Bledsoe	3	27	9.0	17	0			
Murphy	2	36	18.0	22	0			
Williams	1	3	3.0	3	0			
CHIEFS TOTAL	224	2917	13.0	64t	12			
Opp. Total	291	3821	13.1	86	16			

	RUSHING							
	No.	Yds.	Avg.	LG	TD			
Delaney	234	1121	4.8	82t	3			
Hadnot	140	603	4.3	30	3			
B. Jackson	111	398	3.6	31	10			
McKnight	54	195	3.6	26	5			
Fuller	19	118	6.2	27	0			
Kenney	24	89	3.7	21	1			
Marshall	3	69	23.0	34	0			
Bledsoe	20	65	3.3	13	0			
Williams	2	0	0.0	3	0			
Carson	1	-1	-1.0	-1	0			
Dixon	1	-5	-5.0	-5	0			
Grupp	1	-19	-19.0	-19	0			
CHIEFS TOTAL	610	2633	4.3	82t	22			
Opp. Total	507	1747	3.5	30	17			

TEAM LEADERS

Scoring: Nick Lowery	115 pts: 37 PATs, 26 FGs
INTs: Eric Harris	7-109 yds., 1 TD
Tackles: Gary Spani	153 (104 solo)
Sacks: Ken Kremer	8.0 (-57.5 yds.)
Punting: Bob Grupp	41-1556 yds., 38.0 avg., 5 In 20, 57 LG
Punt Returns: J.T. Smith	50-528 yds., 10.6 avg., 0 TDs
Kickoff Returns: James Murphy	20-457 yds., 22.9 avg., 0 TDs

1980

KANSAS CITY CHIEFS



8-8 • 3rd AFC West • Marv Levy

Preseason (3-1)

8/9	W	42-0	CLEVELAND	38,055
8/18	W	24-10	MINNESOTA	39,879
8/23	W	20-10	at St. Louis	41,687
8/30	L	21-31	San Francisco (Tucson, AZ)	27,000

Regular Season (8-8)

9/7	L	14-27	OAKLAND	54,269
9/14	L	16-17	SEATTLE	42,403
9/21	L	13-20	at Cleveland	63,614
9/28	L	7-24	SAN DIEGO	45,161
10/5	W	31-17	at Oakland	40,153
10/12	W	21-20	HOUSTON	75,048
10/19	W	23-17	at Denver	74,459
10/26	W	20-17	DETROIT	59,391
11/2	L	24-31	BALTIMORE	52,383
11/9	W	31-30	at Seattle	58,976
11/16	L	7-20	at San Diego	50,248
11/23	W	21-13	at St. Louis	42,871
11/30	L	6-20	CINCINNATI	41,594
12/7	W	31-14	DENVER	40,237
12/14	L	16-21	at Pittsburgh	50,013
12/21	W	38-28	at Baltimore	19,641

REGULAR STARTERS

OFFENSE

WR	Henry Marshall
LT	Matt Herkenhoff
LG	Bob Simmons
C	Jack Rudnay
RG	Tom Condon
RT	Charlie Getty
	Jim Rourke
TE	Mike Williams
WR	J.T. Smith
QB	Steve Fuller
RB	Tony Reed
	James Hadnot
RB	Ted McKnight
K	Nick Lowery

DEFENSE

LE	Art Still
NT	Don Parrish
RE	Dave Lindstrom
LOLB	Thomas Howard
LILB	Frank Manumaleuga
RILB	Gary Spani
ROLB	Whitney Paul
LCB	Gary Green
RCB	Eric Harris
SS	Herb Christopher
FS	Gary Barbaro
P	Bob Grupp

PRO BOWLERS IN BOLD



Western Division

	W	L	T	Pct.
San Diego	11	5	0	.688
Oakland †	11	5	0	.688
Kansas City	8	8	0	.500
Denver	8	8	0	.500
Seattle	4	12	0	.250

Central Division

	W	L	T	Pct.
Cleveland	11	5	0	.688
Houston †	11	5	0	.688
Pittsburgh	9	7	0	.963
Cincinnati	6	10	0	.375

Eastern Division

	W	L	T	Pct.
Buffalo	11	5	0	.688
New England	10	6	0	.625
Miami	8	8	0	.500
Baltimore	7	9	0	.438
N.Y. Jets	4	12	0	.250



Western Division

	W	L	T	Pct.
Atlanta	12	4	0	.750
Los Angeles †	11	5	0	.688
San Francisco	6	10	0	.375
New Orleans	1	15	0	.063

Central Division

	W	L	T	Pct.
Minnesota	9	7	0	.563
Detroit	9	7	0	.563
Chicago	7	9	0	.438
Tampa Bay	5	10	1	.344
Green Bay	5	10	1	.344

Eastern Division

	W	L	T	Pct.
Philadelphia	12	4	0	.750
Dallas †	12	4	0	.750
Washington	6	10	0	.375
St. Louis	5	11	0	.313
N.Y. Giants	4	12	0	.250

AFC Championship: Oakland 34, San Diego 27

NFC Championship: Philadelphia 20, Dallas 7

Super Bowl XV: Oakland 27, Philadelphia 10

TEAM STATISTICS

	CHIEFS	OPP.
TOTAL FIRST DOWNS	270	328
Rushing/Passing/Penalty	130/122/18	136/179/13
3rd Down: Made/Att.	93/230	109/231
3rd Down Pct.	40.4	47.2
TOTAL NET YARDS	4321	5315
Avg. Per Game	270.1	332.2
Total Plays	1009	1096
Avg. Per Play	4.2	4.9
NET YARDS RUSHING	1873	2206
Avg. Per Game	117.1	137.9
Total Rushes	552	536
Avg. Per Play	3.4	4.1
NET YARDS PASSING	2448	3109
Avg. Per Game	153.0	194.3
Sacked/Yards Lost	57/241	37/284
Gross Yards	2869	3394
Attempts/Completions	401/237	523/278
Pct. of Completions	59.1	53.2
Had Intercepted	14	28
PUNTS/AVERAGE	85/39.0	67/41.6
Net Punting Avg.	33.7	31.4
PUNT RETURNS/YARDS	40/581	44/288
KICKOFF RETURNS/YARDS	62/1249	61/1253
PENALTIES/YARDS	74/698	82/617
FUMBLES/LOST	42/16	26/15
TOUCHDOWNS	37	42
Rushing/Passing	15/15	17/25
Defensive/Kicking Game	5/2	0/0
SAFETIES	0	0

SCORE BY PERIODS	1	2	3	4	OT	Total
CHIEFS TOTAL	58	105	75	81	0	319
Opp. Total	62	109	80	85	0	336

INDIVIDUAL STATISTICS

	Att.	Cmp.	Yds.	Pct.	TD	Int	LG	Rating
Fuller	320	193	2250	60.3	10	12	77	76.1
Kenney	69	37	542	53.6	5	2	75t	91.4
Clements	12	7	77	58.3	0	0	18	77.4
CHIEFS TOTAL	401	237	2869	59.1	15	14	77t	78.9
Opp. Total	523	278	3394	53.2	25	28	62	67.0

	No.	Yds.	Avg.	LG	TD
Marshall	47	799	17.0	75t	6
J.T. Smith	46	655	14.2	77	2
Reed	44	422	9.6	34	1
McKnight	38	320	8.4	26	0
Hadnot	15	97	6.5	18	0
Gant	9	68	7.6	33	0
Samuels	8	110	13.8	34	2
Dixon	7	115	16.4	32	1
Belton	5	94	18.8	55	0
Morgado	5	27	5.4	10	1
Rome	3	58	19.3	33	0
Garcia	3	27	9.0	10	1
Williams	2	9	4.5	6	1
CHIEFS TOTAL	237	2869	12.1	77	15
Opp. Total	278	3394	12.2	63	25

	No.	Yds.	Avg.	LG	TD
McKnight	206	693	3.4	25	3
Fuller	60	274	4.5	38	4
Belton	68	273	4.0	14	2
Hadnot	76	244	3.2	11	2
Reed	68	180	2.6	24	0
Morgado	47	120	2.6	11	4
Carson	2	41	20.5	37	0
Gant	9	32	3.6	11	0
Marshall	3	22	7.3	9	0
Kenney	8	8	1.0	4	0
Clements	2	0	0.0	0	0
Grupp	3	-14	-4.7	-4	0
CHIEFS TOTAL	552	1873	3.4	38	15
Opp. Total	536	2201	4.1	57	17

TEAM LEADERS

Scoring: Nick Lowery	97 pts: 37 PATs, 20 FGs
INTs: Gary Barbaro	10-163 yds., 0 TDs
Tackles: Gary Spani	149 (96 solo)
Sacks: Art Still	14.5 (-115.0 yds.)
Punting: Bob Grupp	84-3317 yds., 39.5 avg., 23 In 20, 57 LG
Punt Returns: J.T. Smith	40-581 yds., 14.5 avg., 2 TDs
Kickoff Returns: Carlos Carson	40-917 yds., 22.9 avg., 0 TDs





Preseason (3-1)

8/4	L	10-14	at Green Bay	53,994
8/9	W	24-21	PHILADELPHIA	33,578
8/18	W	20-3	ST. LOUIS	43,214
8/23	W	25-0	at Minnesota	39,578

Regular Season (7-9)

9/2	W	14-0	BALTIMORE	50,442
9/9	L	24-27	CLEVELAND	42,181
9/16	L	6-20	at Houston	45,684
9/23	W	35-7	OAKLAND	67,281
9/30	W	24-6	at Seattle	61,169
10/7	W	10-7	at Cincinnati	40,041
10/14	L	10-24	DENVER	74,292
10/21	L	17-21	N.Y. GIANTS	45,742
10/28	L	3-20	at Denver	74,908
11/4	L	14-20	SAN DIEGO	59,353
11/11	L	3-30	PITTSBURGH	70,132
11/18	W	24-21	at Oakland	53,596
11/25	L	7-28	at San Diego	50,078
12/2	W	37-21	SEATTLE	42,160
12/9	W	10-7	at Baltimore	25,684
12/16	L	0-3	at Tampa Bay	63,624

REGULAR STARTERS

OFFENSE

WR	Henry Marshall
LT	Charlie Getty
LG	Bob Simmons
C	Jack Rudnay
RG	Tom Condon
RT	Jim Nicholson
TE	Walter White
WR	J.T. Smith
QB	Steve Fuller
TE	Tony Samuels
RB	Tony Reed
RB	Ted McKnight
K	Jan Stenerud

DEFENSE

LE	Art Still
NT	Don Parrish
RE	Sylvester Hicks
LOLB	Whitney Paul
LILB	Frank Manumaleuga
RILB	Gary Spani
ROLB	Thomas Howard
LCB	Gary Green
RCB	Tim Collier
	M.L. Carter
SS	Jerry Reese
	Herb Christopher
FS	Gary Barbaro
P	Bob Grupp

PRO BOWLERS IN BOLD

AMERICAN CONFERENCE					NATIONAL CONFERENCE				
Western Division					Western Division				
	W	L	T	Pct.		W	L	T	Pct.
San Diego	12	4	0	.750	Los Angeles	9	7	0	.563
Denver †	10	6	0	.625	New Orleans	8	8	0	.500
Seattle	9	7	0	.563	Atlanta	6	10	0	.375
Oakland	9	7	0	.563	San Francisco	2	14	0	.125
Kansas City	7	9	0	.438					
Central Division					Central Division				
	W	L	T	Pct.		W	L	T	Pct.
Pittsburgh	12	4	0	.750	Tampa Bay	10	6	0	.625
Houston †	11	5	0	.688	Chicago †	10	6	0	.625
Cleveland	9	7	0	.563	Minnesota	7	9	0	.438
Cincinnati	4	12	0	.250	Green Bay	5	11	0	.313
					Detroit	2	14	0	.125
Eastern Division					Eastern Division				
	W	L	T	Pct.		W	L	T	Pct.
Miami	10	6	0	.625	Dallas	11	5	0	.688
New England	9	7	0	.563	Philadelphia †	11	5	0	.688
N.Y. Jets	8	8	0	.500	Washington	10	6	0	.625
Buffalo	7	9	0	.438	N.Y. Giants	6	10	0	.375
Baltimore	5	11	0	.313	St. Louis	5	11	0	.313

AFC Championship: Pittsburgh 27, Houston 13

NFC Championship: L. A. Rams 9, Tampa Bay 0

Super Bowl XIV: Pittsburgh 31, Los Angeles 19

TEAM STATISTICS

	CHIEFS	OPP.
TOTAL FIRST DOWNS	241	297
Rushing/Passing/Penalty	122/91/28	102/169/26
3rd Down: Made/Att.	76/235	108/259
3rd Down Pct.	32.3	41.7
TOTAL NET YARDS	3976	4971
Avg. Per Game	248.5	310.7
Total Plays	972	1088
Avg. Per Play	4.1	4.6
NET YARDS RUSHING	2316	1847
Avg. Per Game	144.8	115.4
Total Rushes	569	522
Avg. Per Play	4.1	3.5
NET YARDS PASSING	1660	3124
Avg. Per Game	103.8	195.3
Sacked/Yards Lost	42/293	38/280
Gross Yards	1953	3404
Attempts/Completions	361/190	528/296
Pct. of Completions	52.6	56.1
Had Intercepted	18	23
PUNTS/AVERAGE	90/43.1	88/38.8
Net Punting Avg.	37.2	30.5
PUNT RETURNS/YARDS	58/612	49/315
KICKOFF RETURNS/YARDS	51/1006	51/1017
PENALTIES/YARDS	108/971	127/1012
FUMBLES/LOST	31/18	34/14
TOUCHDOWNS	29	32
Rushing/Passing	18/7	8/22
Returns: Off./Def./Kicking Game*	1/1/2	0/2/0
SAFETIES	0	0

SCORE BY PERIODS	1	2	3	4	OT	Total
CHIEFS TOTAL	52	53	40	93	0	238
Opp. Total	64	55	64	79	0	262

INDIVIDUAL STATISTICS

PASSING									
	Att.	Cmp.	Yds.	Pct.	TD	Int	LG	Rating	
Fuller	270	146	1484	54.1	6	14	40	55.8	
Livingston	90	44	469	48.9	1	4	38	49.9	
Grupp	1	0	0	0.0	0	0	0	39.6	
CHIEFS TOTAL	361	190	1953	52.6	7	18	40	54.0	
Opp. Total	528	296	3404	56.1	22	23	56	71.4	

PASS RECEIVING					
	No.	Yds.	Avg.	LG	TD
McKnight	38	226	6.0	24	0
Reed	34	352	10.4	40	0
J.T. Smith	33	444	13.5	34	3
Marshall	21	332	15.8	38†	1
Williams	16	129	8.1	25	2
Gant	15	101	6.7	26	0
Samuels	14	147	10.5	30	0
Morgado	5	55	11.0	22	0
Gauntly	5	87	17.4	23	1
Belton	4	44	11.0	23	0
White	3	15	5.0	12	0
Beckman	2	21	10.5	12	0
CHIEFS TOTAL	190	1953	10.3	40	7
Opp. Total	296	3404	11.5	56	22

RUSHING					
	No.	Yds.	Avg.	LG	TD
McKnight	153	755	4.9	84†	8
Reed	113	446	4.0	23	1
Fuller	50	264	5.3	49	1
Williams	69	261	3.8	22	1
Morgado	75	231	3.1	19	4
Gant	56	196	3.5	16	1
Belton	44	134	3.0	19	1
Marshall	2	34	17.0	23	1
Livingston	3	2	0.7	5	0
Haslip	2	1	0.5	1	0
Manumaleuga	1	-3	-3.0	-3	0
Rome	1	-5	-5.0	5	0
CHIEFS TOTAL	569	2316	4.1	84†	18
Opp. Total	522	1847	3.5	41	8

TEAM LEADERS

Scoring: Jan Stenerud	64 pts: 23 PATs, 12 FGs
INTs: Gary Barbaro	7-142 yds., 1 TD
Tackles: Gary Spani	157 (115 solo)
Sacks: Art Still	8.5 (-63.5 yds.)
Punting: Bob Grupp	89-3883 yds., 43.6 avg., 23 In 20, 74 LG
Punt Returns: J.T. Smith	58-612 yds., 10.6 avg., 2 TDs
Kickoff Returns: Horace Belton	22-463 yds., 21.0 avg., 0 TDs

1978

KANSAS CITY CHIEFS



4-12 • 5th AFC West • Marv Levy

Preseason (2-2)

8/5	W	17-14	at Green Bay	54,453
8/12	W	17-13	MINNESOTA	41,092
8/20	L	7-24	at New England	39,043
8/26	L	7-12	ST. LOUIS	40,884

Regular Season (4-12)

9/3	W	24-23	at Cincinnati	41,810
9/10	L	17-20	HOUSTON	40,213
9/17	L	10-26	at N.Y. Giants	70,546
9/24	L	17-23 OT	DENVER	60,593
10/1	L	13-28	at Buffalo	47,310
10/8	L	13-30	TAMPA BAY	38,201
10/15	L	6-28	at Oakland	50,759
10/22	W	17-3	CLEVELAND	41,157
10/29	L	24-27	at Pittsburgh	48,185
11/5	L	10-20	OAKLAND	75,418
11/12	L	23-29 OT	at San Diego	41,393
11/19	L	10-13	SEATTLE	35,252
11/26	W	23-0	SAN DIEGO	26,248
12/3	W	14-10	BUFFALO	25,781
12/10	L	3-24	at Denver	74,149
12/17	L	19-23	at Seattle	58,490

REGULAR STARTERS

OFFENSE

WR	Henry Marshall
LT	Matt Herkenhoff
LG	Bob Simmons
C	Jack Rudnay
RG	Tom Condon
RT	Charlie Getty
TE	Walter White
QB	Mike Livingston
LHB	Tony Reed
FB	Mark Bailey
	Arnold Morgado
RHB	Ted McKnight
K	Jan Stenerud

DEFENSE

LE	Art Still
NT	Don Parrish
RE	Sylvester Hicks
LOLB	Whitney Paul
LILB	Dave Rozumek
RILB	Gary Spani
ROLB	Thomas Howard
LCB	Gary Green
RCB	Emmitt Thomas
	Tim Collier
SS	Tim Gray
FS	Gary Barbaro
P	Zenon Andrusyshyn

PRO BOWLERS IN BOLD



Western Division

	W	L	T	Pct.
Denver	10	6	0	.625
Oakland	9	7	0	.563
Seattle	9	7	0	.563
San Diego	9	7	0	.563
Kansas City	4	12	0	.250

Central Division

	W	L	T	Pct.
Pittsburgh	14	2	0	.875
Houston †	10	6	0	.625
Cleveland	8	8	0	.500
Cincinnati	4	12	0	.250

Eastern Division

	W	L	T	Pct.
New England	11	5	0	.688
Miami †	11	5	0	.688
N.Y. Jets	8	8	0	.500
Buffalo	5	11	0	.313
Baltimore	5	11	0	.313



Western Division

	W	L	T	Pct.
Los Angeles	12	4	0	.750
Atlanta †	9	7	0	.563
New Orleans	7	9	0	.563
San Francisco	2	14	0	.125

Central Division

	W	L	T	Pct.
Minnesota	8	7	1	.531
Green Bay	8	7	1	.531
Detroit	7	9	0	.438
Chicago	7	9	0	.438
Tampa Bay	5	11	0	.313

Eastern Division

	W	L	T	Pct.
Dallas	12	4	0	.750
Philadelphia †	9	7	0	.563
Washington	8	8	0	.500
St. Louis	6	10	0	.375
N.Y. Giants	6	10	0	.375

AFC Championship: Pittsburgh 34, Houston 5

NFC Championship: Dallas 28, L.A. Rams 0

Super Bowl XIII: Pittsburgh 35, Dallas 31

TEAM STATISTICS

	CHIEFS	OPP.
TOTAL FIRST DOWNS	287	284
Rushing/Passing/Penalty	160/98/29	138/122/24
3rd Down: Made/Att.	102/247	98/225
3rd Down Pct.	41.3	43.6
TOTAL NET YARDS	4820	4971
Avg. Per Game	301.3	310.7
Total Plays	1054	995
Avg. Per Play	4.6	5.0
NET YARDS RUSHING	2986	2389
Avg. Per Game	213.3	149.3
Total Rushes	663	601
Avg. Per Play	4.5	4.0
NET YARDS PASSING	1834	2582
Avg. Per Game	114.6	161.4
Sacked/Yards Lost	21/198	29/238
Gross Yards	2032	2820
Attempts/Completions	370/204	365/219
Pct. of Completions	55.1	60.0
Had Intercepted	16	21
PUNTS/AVERAGE	80/40.6	76/39.9
Net Punting Avg.	32.1	30.9
PUNT RETURNS/YARDS	45/488	50/538
KICKOFF RETURNS/YARDS	61/1456	54/1087
PENALTIES/YARDS	110/1048	100/938
FUMBLES/LOST	32/18	30/14
TOUCHDOWNS	26	42
Rushing/Passing	19/7	21/17
Defensive/Kicking Game	0/0	2/2
SAFETIES	1	0

SCORE BY PERIODS	1	2	3	4	OT	Total
CHIEFS TOTAL	42	70	62	69	0	243
Opp. Total	64	113	47	91	12	327

INDIVIDUAL STATISTICS

PASSING

	Att.	Cmp.	Yds.	Pct.	TD	Int	LG	Rating
Livingston	290	159	1573	54.8	5	13	44	57.3
Adams	79	44	415	55.7	2	3	26	62.9
White	1	1	44	100.0	0	0	44	118.8
CHIEFS TOTAL	370	204	2032	55.1	7	16	44	59.3
Opp. Total	365	219	2820	60.0	17	21	57t	75.8

PASS RECEIVING

	No.	Yds.	Avg.	LG	TD
Reed	48	483	10.1	44	1
White	42	340	8.1	24	1
Lane	36	279	7.8	44	0
H. Marshall	26	433	16.7	40	2
McKnight	14	83	5.9	19	1
Belton	11	88	8.0	22	0
Dorsey	9	169	18.8	33	2
Morgado	7	47	6.7	15	0
Samuels	6	97	16.2	38	0
Bailey	5	13	2.6	15	0
CHIEFS TOTAL	204	2032	9.7	44	7
Opp. Total	219	2820	12.9	57t	17

RUSHING

	No.	Yds.	Avg.	LG	TD
Reed	206	1053	5.1	62t	6
McKnight	104	627	6.0	41t	5
Morgado	160	593	3.7	18	7
Bailey	83	298	3.6	17	0
Lane	52	277	5.3	30	0
Belton	24	79	3.3	8	0
Livingston	23	49	2.1	18	1
Adams	9	15	1.7	6	0
Andrusyshyn	1	0	0.0	0	0
Marshall	1	-5	-5.0	-5	0
CHIEFS TOTAL	663	2986	4.5	62t	19
Opp. Total	601	2389	4.0	55	21

TEAM LEADERS

Scoring: Jan Stenerud	85 pts: 25 PATs, 20 FGs
INTs: Tim Gray	6-118 yds., 0 TDs
Tackles: Gary Spani	144 (102 solo)
Sacks: Art Still	6.5 (-59.0 yds.)
Punting: Zenon Andrusyshyn	79-3247 yds., 41.1 avg., 18 in 20, 61 LG
Punt Returns: Eddie Payton	32-364 yds., 11.4 avg., 2 TDs
Kickoff Returns: Eddie Payton	30-775 yds., 25.8 avg., 0 TDs



1977

KANSAS CITY CHIEFS



2-12 • 5th AFC West • Paul Wiggin (1-6), Tom Bettis (1-6)*

Preseason (3-3)

8/6	L	0-17	at Detroit	52,309
8/13	W	23-21	PITTSBURGH	28,584
8/18	L	7-13	at Washington	33,263
8/27	W	27-19	L.A. RAMS	34,975
9/5	L	16-24	ATLANTA	22,748
9/10	W	37-20	ST. LOUIS	35,954

Regular Season (2-12)

9/18	L	17-21	at New England	58,185
9/25	L	7-23	SAN DIEGO	56,146
10/3	L	28-37	OAKLAND (Mon) (N)	60,684
10/9	L	7-23	at Denver	74,878
10/16	L	6-17	BALTIMORE	63,076
10/23	W	21-16	at San Diego	33,010
10/30	L	7-44	at Cleveland	60,631
11/6	W	20-10	GREEN BAY	62,687
11/13	L	27-28	at Chicago	49,543
11/20	L	7-14	DENVER	54,050
11/27	L	20-34	at Houston	42,934
12/4	L	7-27	CINCINNATI	38,488
12/11	L	31-34	SEATTLE	22,262
12/18	L	20-21	at Oakland	50,304

*Bettis replaced Wiggin after seven games

REGULAR STARTERS

OFFENSE

WR	Henry Marshall
LT	Matt Herkenhoff
LG	Bob Simmons
C	Jack Rudnay
RG	Tom Condon
RT	Jim Nicholson
TE	Walter White
WR	Larry Williams
	Larry Brunson
QB	Mike Livingston
RB	Tony Reed
	Ed Podolak
RB	Mark Bailey
	John Brockington
K	Jan Stenerud

DEFENSE

LE	Whitney Paul
LT	Willie Lee
RT	Keith Simons
RE	Wilbur Young
LLB	Billy Andrews
MLB	Willie Lanier
RLB	Jim Lynch
LCB	Gary Green
RCB	Emmitt Thomas
	Tim Collier
SS	Tim Gray
FS	Gary Barbaro
P	Jerrel Wilson

PRO BOWLERS IN BOLD

AMERICAN CONFERENCE					NATIONAL CONFERENCE				
Western Division					Western Division				
	W	L	T	Pct.		W	L	T	Pct.
Denver	12	2	0	.857	Los Angeles	10	4	0	.714
Oakland †	11	3	0	.786	Atlanta	7	7	0	.500
San Diego	7	7	0	.500	San Francisco	5	9	0	.357
Seattle	5	9	0	.357	New Orleans	3	11	0	.314
Kansas City	2	12	0	.143					
Central Division					Central Division				
	W	L	T	Pct.		W	L	T	Pct.
Pittsburgh	9	5	0	.643	Minnesota	9	5	0	.643
Houston	8	6	0	.571	Chicago †	9	5	0	.643
Cincinnati	8	6	0	.571	Detroit	6	8	0	.429
Cleveland	6	8	0	.429	Green Bay	4	10	0	.286
					Tampa Bay	2	12	0	.143
Eastern Division					Eastern Division				
	W	L	T	Pct.		W	L	T	Pct.
Baltimore	10	4	0	.714	Dallas	12	2	0	.857
Miami	10	4	0	.714	Washington	9	5	0	.643
New England	9	5	0	.643	St. Louis	7	7	0	.500
N.Y. Jets	3	11	0	.214	Philadelphia	5	9	0	.357
Buffalo	3	11	0	.214	N.Y. Giants	5	9	0	.357

AFC Championship: Denver 20, Oakland 17

NFC Championship: Dallas 23, Minnesota 6

Super Bowl XII: Dallas 27, Denver 10

TEAM STATISTICS

	CHIEFS	OPP.
TOTAL FIRST DOWNS	228	304
Rushing/Passing/Penalty	95/110/23	169/113/22
3rd Down: Made/Att.	64/196	83/202
3rd Down Pct.	32.7	41.1
TOTAL NET YARDS	3936	4993
Avg. Per Game	281.1	356.7
Total Plays	878	992
Avg. Per Play	4.5	5.0
NET YARDS RUSHING	1843	2971
Avg. Per Game	131.6	211.8
Total Rushes	456	634
Avg. Per Play	4.0	4.7
NET YARDS PASSING	2093	2022
Avg. Per Game	149.5	144.4
Sacked/Yards Lost	48/421	25/222
Gross Yards	2514	2244
Attempts/Completions	374/190	333/175
Pct. of Completions	50.8	52.6
Had Intercepted	26	21
PUNTS/AVERAGE	89/39.4	63/41.0
Net Punting Avg.	30.8	35.7
PUNT RETURNS/YARDS	36/236	50/702
KICKOFF RETURNS/YARDS	63/1294	44/958
PENALTIES/YARDS	82/706	105/930
FUMBLES/LOST	32/21	39/23
TOUCHDOWNS	29	42
Rushing/Passing	13/11	23/15
Defensive/Kicking Game	5/0	3/1
SAFETIES	0	0

SCORE BY PERIODS	1	2	3	4	OT	Total
CHIEFS TOTAL	73	50	23	79	0	225
Opp. Total	92	99	79	79	0	349

INDIVIDUAL STATISTICS

PASSING									
	Att.	Cmp.	Yds.	Pct.	TD	Int	LG	Rating	
Livingston	282	143	1823	50.7	9	15	49	59.8	
Adams	92	47	691	51.1	2	11	63	43.7	
CHIEFS TOTAL	374	190	2514	50.8	11	26	63	52.9	
Opp. Total	333	175	2244	52.6	15	21	48	62.8	

PASS RECEIVING									
	No.	Yds.	Avg.	LG	TD				
White	48	674	14.0	48t	5				
Podolak	32	313	9.8	23	0				
Marshall	20	445	19.3	49	4				
Brunson	20	295	14.8	63	0				
Brockington	19	222	11.7	48	1				
Bailey	17	206	12.1	47t	1				
Reed	12	125	10.4	20	0				
Williams	7	94	13.4	27	0				
Samuels	5	65	13.0	32	0				
Lane	3	40	13.3	21	0				
Morgado	2	21	10.5	12	0				
McKnight	1	11	11.0	11	0				
Beckman	1	3	3.0	3	0				
CHIEFS TOTAL	190	2514	13.2	63	11				
Opp. Total	175	2244	12.8	48	15				

RUSHING									
	No.	Yds.	Avg.	LG	TD				
Podolak	133	550	4.1	41	5				
Reed	126	505	4.0	59	5				
Bailey	66	266	4.0	37t	2				
Brockington	54	161	3.0	12	2				
Lane	25	79	3.2	9	1				
Livingston	19	78	4.1	13	1				
McKnight	11	74	6.7	19	1				
Burks	1	51	51.0	51	0				
Williams	2	30	15.0	17	0				
Adams	5	21	4.2	8	1				
Morgado	3	12	4.0	9	0				
Marshall	7	11	1.6	5	0				
Brunson	2	8	4.0	11	0				
White	2	-3	-0.7	3	0				
CHIEFS TOTAL	456	1843	4.0	59	13				
Opp. Total	634	2971	4.7	78t	23				

TEAM LEADERS

Scoring: Jan Stenerud	51 pts: 27 PATs, 8 FGs
INTs: Gary Barbaro	8-165 yds., 1 TD
Tackles: Willie Lanier	132 (88 solo)
Sacks: Wilbur Young	5.5 (-51.5 yds.)
Punting: Jerrel Wilson	88-3510 yds., 39.9 avg., 11 in 20, 59 LG
Punt Returns: Gary Green	14-115 yds., 8.2 avg., 0 TDs
Kickoff Returns: Ted McKnight	12-305 yds., 25.4 avg., 0 TDs





Preseason (2-4)

8/2	W	9-3 OT	HOUSTON	30,006
8/7	L	10-13	MINNESOTA	32,851
8/15	L	13-21	at San Francisco	36,101
8/21	W	23-20	WASHINGTON	30,014
8/28	L	21-23	DETROIT	27,410
9/3	L	14-31	at St. Louis	42,997

Regular Season (5-9)

9/12	L	16-30	SAN DIEGO	53,133
9/20	L	21-24	OAKLAND (Mon) (N)	60,884
9/26	L	17-27	NEW ORLEANS	53,918
10/3	L	17-50	at Buffalo	51,909
10/10	W	33-30	at Washington	53,060
10/17	W	20-17 OT	at Miami	43,325
10/24	L	26-35	DENVER	57,961
10/31	W	28-19	at Tampa Bay	41,779
11/7	L	0-45	PITTSBURGH	71,516
11/14	L	10-21	at Oakland	48,859
11/21	L	24-27	CINCINNATI	56,015
11/28	W	23-20	at San Diego	29,272
12/5	L	16-17	at Denver	58,170
12/12	W	39-14	CLEVELAND	34,340

REGULAR STARTERS

OFFENSE		DEFENSE	
WR	Henry Marshall	LE	Whitney Paul
LT	Matt Herkenhoff	LT	James Wolf
LG	Charlie Getty	RT	Keith Simons
C	Jack Rudnay	RE	Wilbur Young
RG	Tom Condon	LLB	Billy Andrews
RT	Jim Nicholson	MLB	Willie Lanier
TE	Billy Masters	RLB	Jim Lynch
WR	Larry Brunson	LCB	Kerry Reardon
QB	Mike Livingston	RCB	Emmitt Thomas
RB	Woody Green	LS	Tim Gray
	Ed Podolak	RS	Gary Barbaro
	Tommy Reamon	P	Jerrel Wilson
RB	MacArthur Lane		
K	Jan Stenerud		

PRO BOWLERS IN BOLD

AMERICAN CONFERENCE					NATIONAL CONFERENCE				
Western Division					Western Division				
	W	L	T	Pct.		W	L	T	Pct.
Oakland	13	1	0	.929	Los Angeles	10	3	1	.750
Denver	9	5	0	.643	San Francisco	8	6	0	.571
San Diego	6	8	0	.429	Atlanta	4	10	0	.286
Kansas City	5	9	0	.357	New Orleans	4	10	0	.286
Tampa Bay	0	14	0	.000	Seattle	2	12	0	.143
Central Division					Central Division				
	W	L	T	Pct.		W	L	T	Pct.
Pittsburgh	10	4	0	.714	Minnesota	11	2	1	.821
Cincinnati	10	4	0	.714	Chicago	7	7	0	.500
Cleveland	9	5	0	.643	Detroit	6	8	0	.429
Houston	5	9	0	.357	Green Bay	5	9	0	.357
Eastern Division					Eastern Division				
	W	L	T	Pct.		W	L	T	Pct.
Baltimore	11	3	0	.786	Dallas	11	3	0	.786
New England †	11	3	0	.786	Washington †	10	4	0	.714
Miami	6	8	0	.429	St. Louis	10	4	0	.714
N.Y. Jets	3	11	0	.214	Philadelphia	4	10	0	.286
Buffalo	2	12	0	.143	N.Y. Giants	3	11	0	.214

AFC Championship: Oakland 24, Pittsburgh 7

NFC Championship: Minnesota 24, L.A. Rams 13

Super Bowl XI: Oakland 32, Minnesota 14

TEAM STATISTICS

	CHIEFS	OPP.
TOTAL FIRST DOWNS	275	309
Rushing/Passing/Penalty	104/151/20	161/133/15
3rd Down: Made/Att.	79/210	78/184
3rd Down Pct.	37.6	42.4
TOTAL NET YARDS	4804	5359
Avg. Per Game	343.1	382.8
Total Plays	959	899
Avg. Per Play	5.0	6.0
NET YARDS RUSHING	1873	2861
Avg. Per Game	133.8	204.4
Total Rushes	498	555
Avg. Per Play	3.8	5.2
NET YARDS PASSING	2929	2496
Avg. Per Game	209.2	178.3
Sacked/Yards Lost	42/374	22/188
Gross Yards	3303	2684
Attempts/Completions	419/229	375/215
Pct. of Completions	54.6	57.3
Had Intercepted	17	23
PUNTS/AVERAGE	67/41.7	63/39.7
Net Punting Avg.	33.7	30.3
PUNT RETURNS/YARDS	34/429	39/375
KICKOFF RETURNS/YARDS	64/1538	55/1263
PENALTIES/YARDS	97/789	88/762
FUMBLES/LOST	31/16	35/20
TOUCHDOWNS	33	51
Rushing/Passing	18/15	24/25
Defensive/Kicking Game	0/0	1/1
SAFETIES	1	0

SCORE BY PERIODS	1	2	3	4	OT	Total
CHIEFS TOTAL	49	95	71	72	3	290
Opp. Total	95	71	83	127	0	376

INDIVIDUAL STATISTICS

PASSING									
	Att.	Cmp.	Yds.	Pct.	TD	Int	LG	Rating	
Livingston	338	189	2682	55.9	12	13	57	77.9	
Adams	71	36	575	50.7	3	4	49	68.8	
Nott	10	4	46	40.0	0	0	23	54.6	
Lane	0	0	0	0.0	0	0	0	0.0	
CHIEFS TOTAL	419	229	3303	54.6	15	17	57	75.4	
Opp. Total	375	215	2684	57.3	25	23	—	76.6	

PASS RECEIVING					
	No.	Yds.	Avg.	LG	TD
Lane	66	686	10.4	44	1
White	47	808	17.2	41	7
Brunson	33	656	19.9	57	1
Marshall	28	443	15.8	31t	2
Masters	18	269	14.9	30	3
Podolak	13	156	12.0	23	0
Reamon	10	136	13.6	49t	1
Green	9	100	11.1	31	0
McNeil	2	33	16.5	18	0
Harrison	1	12	12.0	12	0
Williams	1	9	9.0	9	0
Getty	1	-5	-5.0	0	0
CHIEFS TOTAL	229	3303	14.4	57	15
Opp. Total	215	2684	12.5	57	25

RUSHING					
	No.	Yds.	Avg.	LG	TD
Lane	162	542	3.3	20	5
Podolak	88	371	4.2	22t	5
Green	73	322	4.4	27	1
Reamon	103	314	3.1	14	4
Marshall	5	101	20.2	59t	1
Livingston	31	89	2.9	19	2
Adams	5	46	9.2	21	0
Harrison	16	41	2.6	7	0
McNeil	8	26	3.3	7	0
White	2	15	7.5	8	0
Kinney	1	7	7.0	7	0
Brunson	3	-1	-0.3	5	0
Stenerud	1	0	0.0	0	0
CHIEFS TOTAL	498	1873	3.8	59t	18
Opp. Total	555	2861	5.2	77t	24

TEAM LEADERS

Scoring: Jan Stenerud	90 pts: 21 PATs, 27 FGs
INTs: Kerry Reardon	5-26 yds., 0 TDs
Sacks: Lawrence Estes	5.0 (-52.0 yds.)
Punting: Jerrel Wilson	65-2729 yds., 42.0 avg., 14 in 20, 62 LG
Punt Returns: Larry Brunson	31-387 yds., 12.5 avg., 0 TDs
Kickoff Returns: Lawrence Williams	25-688 yds., 27.6 avg., 0 TDs



Preseason (3-3)

8/9	L	3-10	ST. LOUIS	40,081
8/18	W	26-20	DALLAS	35,630
8/23	L	24-27	at Detroit	62,094
8/30	L	6-14	L.A. RAMS	36,814
9/6	W	13-3	GREEN BAY	35,543
9/12	W	9-7	at Buffalo	48,691

Regular Season (5-9)

9/21	L	33-37	at Denver	51,858
9/28	L	24-30	N.Y. JETS	74,169
10/5	L	3-20	SAN FRANCISCO	58,386
10/12	W	42-10	OAKLAND	60,425
10/19	W	12-10	at San Diego	26,657
10/26	W	26-13	DENVER	70,043
11/2	L	13-17	HOUSTON	62,989
11/10	W	34-31	at Dallas (Mon) (N)	63,539
11/16	L	3-28	at Pittsburgh	48,803
11/23	W	24-21 OT	DETROIT	55,161
11/30	L	14-28	at Baltimore	42,122
12/7	L	20-28	SAN DIEGO	46,888
12/14	L	14-20	at Cleveland	44,368
12/21	L	20-28	at Oakland	48,604

REGULAR STARTERS

OFFENSE

WR	Barry Pearson
LT	Charlie Getty
LG	Rocky Rasley
C	Jack Rudnay
RG	Tom Condon
RT	Jim Nicholson
TE	Billy Masters
WR	Larry Brunson
QB	Mike Livingston
	Len Dawson
RB	Woody Green
RB	MacArthur Lane
	Jeff Kinney
K	Jan Stenerud

DEFENSE

LE	John Matuszak
LT	Marvin Upshaw
RT	Buck Buchanan
RE	Wilbur Young
LLB	Bill Peterson
MLB	Willie Lanier
RLB	Jim Lynch
LCB	Kerry Reardon
RCB	Emmitt Thomas
LS	Jim Kearney
RS	Mike Sensibaugh
P	Jerrel Wilson

PRO BOWLERS IN BOLD



Western Division

	W	L	T	Pct.
Oakland	11	3	0	.786
Denver	6	8	0	.429
Kansas City	5	9	0	.357
San Diego	2	12	0	.143

Central Division

	W	L	T	Pct.
Pittsburgh	12	2	0	.857
Cincinnati †	11	3	0	.786
Houston	10	4	0	.714
Cleveland	3	11	0	.214

Eastern Division

	W	L	T	Pct.
Baltimore	10	4	0	.714
Miami	10	4	0	.714
Buffalo	8	6	0	.571
New England	3	11	0	.241
N.Y. Jets	3	11	0	.214



Western Division

	W	L	T	Pct.
Los Angeles	12	2	0	.857
San Francisco	5	9	0	.357
Atlanta	4	10	0	.286
New Orleans	2	12	0	.143

Central Division

	W	L	T	Pct.
Minnesota	12	2	0	.857
Detroit	7	7	0	.500
Chicago	4	10	0	.286
Green Bay	4	10	0	.286

Eastern Division

	W	L	T	Pct.
St. Louis	11	3	0	.786
Dallas †	10	4	0	.714
Washington	8	6	0	.571
N.Y. Giants	5	9	0	.357
Philadelphia	4	10	0	.286

AFC Championship: Pittsburgh 16, Oakland 10

NFC Championship: Dallas 37, L.A. Rams 7

Super Bowl X: Pittsburgh 21, Dallas 17

TEAM STATISTICS

	CHIEFS	OPP.
TOTAL FIRST DOWNS	261	289
Rushing/Passing/Penalty	110/128/23	149/121/19
3rd Down: Made/Att.	83/215	83/190
3rd Down Pct.	38.6	43.7
TOTAL NET YARDS	4207	5224
Avg. Per Game	300.5	373.1
Total Plays	933	915
Avg. Per Play	4.5	5.7
NET YARDS RUSHING	1847	2712
Avg. Per Game	131.9	193.7
Total Rushes	488	562
Avg. Per Play	3.8	4.8
NET YARDS PASSING	2360	2512
Avg. Per Game	168.6	179.4
Sacked/Yards Lost	53/425	28/179
Gross Yards	2785	2520
Attempts/Completions	395/217	325/186
Pct. of Completions	54.9	57.2
Had Intercepted	16	20
PUNTS/AVERAGE	72/39.3	61/40.6
PUNT RETURNS/YARDS	37/303	36/503
KICKOFF RETURNS/YARDS	61/1342	59/1334
PENALTIES/YARDS	82/668	98/929
FUMBLES/LOST	38/18	40/22
TOUCHDOWNS	31	44
Rushing/Passing	14/15	24/18
Returns: Off./Def./Kicking Game	1/1/0	1/1/0
SAFETIES	0	2

SCORE BY PERIODS	1	2	3	4	OT	Total
CHIEFS TOTAL	64	86	47	82	3	282
Opp. Total	48	93	98	102	0	341

INDIVIDUAL STATISTICS

	Att.	Cmp.	Yds.	Pct.	TD	Int	LG	Rating
Dawson	140	93	1095	66.4	5	4	51	89.9
Livingston	176	88	1245	50.0	8	6	69	74.1
Adams	77	36	445	46.8	2	4	32	52.2
White	1	0	0	0.0	0	0	0	39.6
Podolak	1	0	0	0.0	0	1	0	0.0
CHIEFS TOTAL	395	217	2785	54.9	15	16	69	72.8
Opp. Total	325	186	2520	57.2	18	20	90	74.6

PASS RECEIVING

	No.	Yds.	Avg.	LG	TD
Podolak	37	332	9.0	21	2
Pearson	36	608	16.9	45	3
Lane	25	202	8.1	32	0
Masters	24	314	13.1	32	3
White	23	559	24.3	69t	3
Brunson	23	398	17.3	36	2
Green	23	215	9.3	28	1
Kinney	21	148	7.0	15	0
Dressler	2	7	3.5	4	1
Craig	1	10	10.0	10	0
LaGrand	1	-1	-1.0	0	0
Adams	1	-7	-7.0	0	0
CHIEFS TOTAL	217	2785	12.8	69t	15
Opp. Total	186	2520	13.5	90t	18

RUSHING

	No.	Yds.	Avg.	LG	TD
Green	167	611	3.7	42	5
Podolak	102	351	3.4	25	3
Lane	79	311	3.9	39	2
Kinney	85	304	3.6	20	2
Brunson	2	89	44.5	65	0
Livingston	13	68	5.2	28	1
Adams	8	42	5.3	16	0
LaGrand	13	38	2.9	11	1
Miller	7	20	2.9	10	0
Dressler	3	16	5.3	11	0
Dawson	5	7	1.4	9	0
White	4	-10	-2.5	0	0
CHIEFS TOTAL	488	1847	3.8	65	14
Opp. Total	562	2712	4.8	50	24

TEAM LEADERS

Scoring: Jan Stenerud	96 pts: 30 PATs, 22 FGs
INTs: Emmitt Thomas	6-119 yds., 0 TDs
Sacks: Wilbur Young	9.5 (-73.0 yds.)
Punting: Jerrel Wilson	54-2233 yds., 41.4 avg., 64 LG
Punt Returns: Charlie Thomas	12-112 yds., 9.3 avg., 0 TDs
Kickoff Returns: Reggie Craig	10-247 yds., 24.7 avg., 0 TDs



1974

KANSAS CITY CHIEFS



5-9 • 3rd AFC West • Hank Stram

Preseason (3-3)

8/5	W	20-12	DETROIT	35,521
8/12	L	21-35	BUFFALO	39,248
8/17	L	16-58	at L.A. Rams	48,828
8/24	W	26-7	SAN FRANCISCO	46,548
8/31	L	16-25	at Dallas	43,492
9/6	W	21-16	ST. LOUIS	46,067

Regular Season (5-9)

9/15	W	24-16	N.Y. JETS	77,294
9/22	L	7-27	at Oakland	52,471
9/29	W	17-7	at Houston	28,538
10/6	L	14-17	DENVER	67,298
10/13	L	24-34	PITTSBURGH	65,517
10/20	L	3-9	at Miami	67,779
10/27	W	24-14	at San Diego	36,084
11/3	L	27-33	N.Y. GIANTS	61,437
11/10	L	7-14	SAN DIEGO	48,551
11/18	W	42-34	at Denver (Mon) (N)	50,236
11/24	L	6-33	at Cincinnati	49,777
12/1	W	17-13	at St. Louis	41,863
12/8	L	6-7	OAKLAND	60,577
12/14	L	15-35	MINNESOTA (Sat)	35,480

REGULAR STARTERS

OFFENSE

WR	Elmo Wright
LT	Charlie Getty
LG	Ed Budde
C	Jack Rudnay
RG	George Daney
RT	Jim Nicholson
TE	Morris Stroud
WR	Otis Taylor
QB	Mike Livingston
	Len Dawson
RB	Ed Podolak
RB	Woody Green
	Wendell Hayes
K	Jan Stenerud

DEFENSE

LE	Marvin Upshaw
LT	Tom Keating
RT	Buck Buchanan
RE	Wilbur Young
LLB	Bobby Bell
MLB	Willie Lanier
RLB	Jim Lynch
LCB	Nate Allen
RCB	Emmitt Thomas
LS	Jim Kearney
RS	Mike Sensibaugh
P	Jerrell Wilson

PRO BOWLERS IN BOLD



Western Division

	W	L	T	Pct.
Oakland	12	2	0	.857
Denver	7	6	1	.536
Kansas City	5	9	0	.357
San Diego	5	9	0	.357

Central Division

	W	L	T	Pct.
Pittsburgh	10	3	1	.750
Cincinnati	7	7	0	.500
Houston	7	7	0	.500
Cleveland	4	10	0	.286

Eastern Division

	W	L	T	Pct.
Miami	11	3	0	.786
Buffalo †	9	5	0	.643
New England	7	7	0	.500
N.Y. Jets	7	7	0	.500
Baltimore	2	12	0	.143

AFC Championship: Pittsburgh 24, Oakland 13

NFC Championship: Minnesota 14, L.A. Rams 10

Super Bowl IX: Pittsburgh 16, Minnesota 6



Western Division

	W	L	T	Pct.
Los Angeles	10	4	0	.714
San Francisco	6	8	0	.429
New Orleans	5	9	0	.357
Atlanta	3	11	0	.214

Central Division

	W	L	T	Pct.
Minnesota	10	4	0	.714
Detroit	7	7	0	.500
Green Bay	6	8	0	.429
Chicago	4	10	0	.286

Eastern Division

	W	L	T	Pct.
St. Louis	10	4	0	.714
Washington †	10	4	0	.714
Dallas	8	6	0	.571
Philadelphia	7	7	0	.500
N.Y. Giants	2	12	0	.143

TEAM STATISTICS

	CHIEFS	OPP.
TOTAL FIRST DOWNS	224	267
Rushing/Passing/Penalty	92/113/19	107/141/19
3rd Down: Made/Att.	67/197	72/200
3rd Down Pct.	34.0	36.0
TOTAL NET YARDS	3828	4464
Avg. Per Game	273.4	318.9
Total Plays	901	936
Avg. Per Play	4.3	4.8
NET YARDS RUSHING	1720	1801
Avg. Per Game	122.9	128.6
Avg. Per Rush	3.7	3.6
Total Rushes	469	502
NET YARDS PASSING	2108	2663
Avg. Per Game	150.6	190.2
Sacked/Yards Lost	37/313	26/175
Gross Yards	2421	2838
Attempts/Completions	395/211	408/200
Pct. of Completions	53.4	50.5
Had Intercepted	25	28
PUNTS/AVERAGE	83/41.7	80/40.1
PUNT RETURNS/YARDS	44/295	55/634
KICKOFF RETURNS/YARDS	56/1211	54/1370
PENALTIES/YARDS	70/515	83/811
FUMBLES/LOST	29/13	34/16
TOUCHDOWNS	26	40
Rushing/Passing	10/11	16/22
Defensive/Kicking Game	5/0	1/1
SAFETIES	1	1

SCORE BY PERIODS	1	2	3	4	OT	Total
CHIEFS TOTAL	30	73	53	77	0	233
Opp. Total	57	110	34	92	0	293

INDIVIDUAL STATISTICS

	Att.	Cmp.	Yds.	Pct.	TD	Int	LG	Rating
Dawson	235	138	1573	58.7	7	13	84t	66.0
Livingston	141	66	732	46.8	4	10	48	42.5
Carlson	15	7	116	46.7	0	1	34	45.3
Wilson	2	0	0	0.0	0	0	0	39.6
Jaynes	2	0	0	0.0	0	1	0	0.0
CHIEFS TOTAL	395	211	2421	53.4	11	25	84t	55.2
Opp. Total	408	206	2838	50.5	22	28	—	50.0

	No.	Yds.	Avg.	LG	TD
Podolak	43	306	7.1	26	1
Pearson	27	387	14.3	48	1
Green	26	247	9.5	69t	1
Taylor	24	375	15.6	64	2
Brunson	22	374	17.0	84t	2
Kinney	18	105	5.8	16	1
Miller	14	149	10.6	34	0
Wright	13	209	16.1	51	1
Stroud	12	141	11.8	25	2
Ellison	5	64	12.8	26	0
Hayes	3	23	7.7	9	0
Hamilton	2	25	12.5	19	0
Strada	1	16	16.0	16	0
CHIEFS TOTAL	211	2421	11.5	84t	11
Opp. Total	206	2838	13.8	71t	22

	No.	Yds.	Avg.	LG	TD
Green	135	509	3.8	43	3
Podolak	101	386	3.8	14	2
Kinney	63	249	4.0	21	0
Hayes	57	206	3.6	19	2
Miller	40	184	4.6	47	0
Ellison	37	114	3.1	11	2
Dawson	11	28	2.5	10	0
Livingston	9	28	3.1	9	0
Wright	3	26	8.7	12t	1
Carlson	2	17	8.5	11	0
Taylor	1	6	6.0	6	0
Pearson	1	0	0.0	0	0
Jaynes	1	0	0.0	0	0
Thomas	3	-4	-1.3	0	0
Brunson	5	-29	-5.8	4	0
CHIEFS TOTAL	469	1720	3.7	47	10
Opp. Total	502	1801	3.6	53	16

TEAM LEADERS

Scoring: Jan Stenerud	75 pts: 24 PATs, 17 FGs
INTs: Emmitt Thomas	12-214 yds., 2 TDs
Sacks: Marvin Upshaw	9.5 (-49.0 yds.)
Punting: Jerrell Wilson	83-3462 yds., 41.7 avg., 64 LG
Punt Returns: Ed Podolak	15-134 yds., 8.9 avg., 0 TDs
Kickoff Returns: Bill Thomas	25-571 yds., 22.8 avg., 0 TDs



1973

KANSAS CITY CHIEFS



7-5-2 • 2nd AFC West • Hank Stram

Preseason (2-4)

8/4	W	12-6	NEW ORLEANS	67,216
8/13	L	16-17	DETROIT	67,624
8/18	L	10-13	MINNESOTA	72,676
8/26	L	16-21	GREEN BAY	75,231
9/1	L	16-27	at Dallas	57,468
9/7	W	16-7	at St. Louis	49,486

Regular Season (7-5-2)

9/16	L	13-23	L.A. RAMS	62,315
9/23	W	10-7	at New England	57,918
9/30	W	16-3	OAKLAND	72,631
10/7	W	16-14	DENVER	71,414
10/14	T	10-10	at Green Bay (Milwaukee, WI)	47,265
10/21	L	6-14	at Cincinnati	56,397
10/29	L	14-23	at Buffalo (Mon) (N)	76,071
11/4	W	19-0	at San Diego	52,035
11/12	W	19-7	CHICAGO (Mon)	70,664
11/18	W	38-14	HOUSTON	68,444
11/25	L	10-14	at Denver	51,706
12/2	T	20-20	CLEVELAND	70,296
12/8	L	7-37	at Oakland (Sat)	53,061
12/16	W	33-6	SAN DIEGO	43,755

REGULAR STARTERS

OFFENSE

WR	Elmo Wright
LT	Jim Tyrer
LG	Ed Budde
C	Jack Rudnay
RG	Mo Moorman
RT	Francis Peay
	Dave Hill
TE	Morris Stroud
WR	Otis Taylor
QB	Mike Livingston
	Len Dawson
RB	Ed Podolak
RB	Wendell Hayes
	Willie Ellison
K	Jan Stenerud

DEFENSE

LE	Marvin Upshaw
LT	Curley Culp
RT	Buck Buchanan
RE	Wilbur Young
LLB	Bobby Bell
MLB	Willie Lanier
RLB	Jim Lynch
LCB	Nate Allen
RCB	Emmitt Thomas
LS	Jim Kearney
RS	Mike Sensibaugh
P	Jerrel Wilson

PRO BOWLERS IN BOLD



Western Division

	W	L	T	Pct.
Oakland	9	4	1	.679
Kansas City	7	5	2	.571
Denver	7	5	2	.571
San Diego	2	11	1	.179

Central Division

	W	L	T	Pct.
Cincinnati	10	4	0	.714
Pittsburgh †	10	4	0	.714
Cleveland	7	5	2	.571
Houston	1	13	0	.071

Eastern Division

	W	L	T	Pct.
Miami	12	2	0	.857
Buffalo	9	5	0	.643
New England	5	9	0	.357
Baltimore	4	10	0	.286
N.Y. Jets	4	10	0	.286



Western Division

	W	L	T	Pct.
Los Angeles	12	2	0	.857
Atlanta	9	5	0	.643
New Orleans	5	9	0	.357
San Francisco	5	9	0	.357

Central Division

	W	L	T	Pct.
Minnesota	12	2	0	.857
Detroit	6	7	1	.464
Green Bay	5	7	2	.429
Chicago	3	11	0	.214

Eastern Division

	W	L	T	Pct.
Dallas	10	4	0	.714
Washington †	10	4	0	.714
Philadelphia	5	8	1	.393
St. Louis	4	9	1	.321
N.Y. Giants	2	11	1	.179

AFC Championship: Miami 27, Oakland 10

NFC Championship: Minnesota 27, Dallas 10

Super Bowl VIII: Miami 24, Minnesota 7

TEAM STATISTICS

	CHIEFS	OPP.
TOTAL FIRST DOWNS	208	209
Rushing/Passing/Penalty	106/93/9	90/95/24
3rd Down: Made/Att.	72/204	69/206
3rd Down Pct.	35.3	33.5
TOTAL NET YARDS	3536	3575
Avg. Per Game	252.6	255.4
Total Plays	863	856
Avg. Per Play	4.1	4.2
NET YARDS RUSHING	1793	1956
Avg. Per Game	128.1	139.7
Total Rushes	511	493
Avg. Per Rush	3.5	4.0
NET PASSING OFFENSE	1743	1619
Avg. Per Game	124.5	115.6
Sacked/Yards Lost	39/296	38/323
Gross Yards	2039	1942
Attempts/Completions	313/173	324/157
Pct. of Completions	55.3	48.6
Had Intercepted	13	21
PUNTS/AVERAGE	80/45.5	87/41.4
PUNT RETURNS/YARDS	42/279	48/455
KICKOFF RETURNS/YARDS	31/725	40/1031
PENALTIES/YARDS	83/797	63/649
FUMBLES/LOST	36/18	33/18
TOUCHDOWNS	23	22
Rushing/Passing	11/10	11/11
Defensive/Kicking Game	2/0	0/0
SAFETIES	0	0

SCORE BY PERIODS	1	2	3	4	Total
CHIEFS TOTAL	40	57	53	81	231
Opp. Total	30	71	35	56	192

INDIVIDUAL STATISTICS

	Att.	Cmp.	Yds.	Pct.	TD	Int	LG	Rating
Livingston	145	75	916	51.7	6	7	48	65.2
Dawson	101	66	725	65.3	2	5	48	72.3
Beathard	64	31	389	48.4	2	1	44	71.4
Wilson	1	1	9	100.0	0	0	9	104.2
Podolak	1	0	0	0	0	0	0	39.6
Keyes	1	0	0	0	0	0	0	39.6
CHIEFS TOTAL	313	173	2039	55.2	10	13	48	68.5
Opp. Total	324	157	1942	48.5	11	21	62t	47.7

PASS RECEIVING

	No.	Yds.	Avg.	LG	TD
Podolak	55	445	8.1	25	0
Taylor	34	536	15.8	46	4
Hayes	18	134	7.4	13	0
Wright	16	252	15.8	44	2
Stroud	12	216	18.0	48	2
Kinney	11	126	11.5	25	0
Ellison	9	64	7.1	17	0
Butler	8	124	15.5	23	2
West	4	65	16.3	23	0
Hamilton	2	35	17.5	20	0
Smith	2	20	10.0	17	0
Moorman	1	-1	-1.0	-1	0
Keyes	1	-6	-6	-6	0
CHIEFS TOTAL	173	2039	11.8	48	10
Opp. Total	157	1942	12.4	62t	11

RUSHING

	No.	Yds.	Avg.	LG	TD
Podolak	210	721	3.4	25	3
Ellison	108	411	3.8	19	2
Hayes	95	352	3.7	27	2
Kinney	50	128	2.6	8	1
Livingston	19	94	4.9	28	2
Dawson	6	39	6.5	13	0
Wright	5	29	5.8	13	0
Beathard	6	16	2.7	11	1
Butler	2	10	5.0	9	0
Taylor	4	-14	-1.1	-19	0
McVea	4	5	1.3	2	0
Keyes	2	1	0.5	2	0
CHIEFS TOTAL	511	1793	3.5	28	11
Opp. Total	493	1956	4.0	72	11

TEAM LEADERS

Scoring: Jan Stenerud	93 pts: 21 PATs, 24 FGs
INTs: Emmitt Thomas, Mike Sensibaugh, Willie Lanier, Jim Kearney	Tied with 3
Punting: Jerrel Wilson	80-3642 yds., 45.5 avg., 68 LG
Punt Returns: Larry Marshall	29-180 yds., 6.2 avg., 0 TDs
Kickoff Returns: Larry Marshall	14-391 yds., 27.9 avg., 0 TDs



1972

KANSAS CITY CHIEFS



8-6 • 2nd AFC West • Hank Stram

Preseason (5-2)

7/29	W	23-17	N.Y. Giants	19,304
			Hall of Fame Game (Canton, OH)	
8/5	W	24-10	Chicago (Notre Dame, IN)	32,391
8/12	W	24-14	ST. LOUIS	78,190
8/21	L	17-23	BALTIMORE	76,882
8/27	W	19-13	L.A. RAMS	77,764
9/2	W	20-10	DALLAS	79,592
9/9	L	0-20	at Green Bay (Milwaukee, WI)	47,281

Regular Season (8-6)

9/17	L	10-20	MIAMI	79,829
9/25	W	20-17	at New Orleans (Mon) (N)	70,793
10/1	W	45-24	at Denver	51,656
10/8	W	31-7	at Cleveland	83,819
10/15	L	16-23	CINCINNATI	79,068
10/22	L	20-21	PHILADELPHIA	78,389
10/29	W	26-14	at San Diego	54,533
11/5	W	27-14	OAKLAND	82,094
11/12	L	7-16	at Pittsburgh	50,350
11/19	L	17-27	SAN DIEGO	79,011
11/26	L	3-26	at Oakland	54,801
12/3	W	24-21	DENVER	66,725
12/10	W	24-10	BALTIMORE	44,175
12/17	W	17-14	at Atlanta	58,850

REGULAR STARTERS

OFFENSE		DEFENSE	
WR	Dennis Homan	LE	Marvin Upshaw
	Robert West	LT	Curley Culp
LT	Jim Tyrer	RT	Buck Buchanan
LG	Ed Budde	RE	Wilbur Young
C	Jack Rudnay	LLB	Bobby Bell
RG	Mo Moorman	MLB	Willie Lanier
RT	Dave Hill	RLB	Jim Lynch
TE	Morris Stroud	LCB	Jim Marsalis
	Willie Frazier	RCB	Emmitt Thomas
WR	Otis Taylor	LS	Jim Kearney
QB	Len Dawson	RS	Mike Sensibaugh
RB	Ed Podolak		
RB	Wendell Hayes		
K	Jan Stenerud	P	Jerrell Wilson

PRO BOWLERS IN BOLD

AMERICAN CONFERENCE					NATIONAL CONFERENCE				
Western Division					Western Division				
	W	L	T	Pct.		W	L	T	Pct.
Oakland	10	3	1	.750	San Francisco	8	5	1	.607
Kansas City	8	6	0	.571	Atlanta	7	7	0	.500
Denver	5	9	0	.357	Los Angeles	6	7	1	.464
San Diego	4	9	1	.321	New Orleans	2	11	1	.179
Central Division					Central Division				
	W	L	T	Pct.		W	L	T	Pct.
Pittsburgh	11	3	0	.786	Green Bay	10	4	0	.714
Cleveland †	10	4	0	.714	Detroit	8	5	1	.607
Cincinnati	8	6	0	.571	Minnesota	7	7	0	.500
Houston	1	13	0	.071	Chicago	4	9	1	.321
Eastern Division					Eastern Division				
	W	L	T	Pct.		W	L	T	Pct.
Miami	14	0	0	1.000	Washington	11	3	0	.786
N.Y. Jets	7	7	0	.500	Dallas †	10	4	0	.714
Baltimore	5	9	0	.357	N.Y. Giants	8	6	0	.571
Buffalo	4	9	1	.321	St. Louis	4	9	1	.321
New England	3	11	0	.214	Philadelphia	2	11	1	.179

AFC Championship: Miami 21, Pittsburgh 17

NFC Championship: Washington 26, Dallas 3

Super Bowl VII: Miami 14, Washington 7

TEAM STATISTICS

	CHIEFS	OPP.
TOTAL FIRST DOWNS	245	227
Rushing/Passing/Penalty	121/116/11	90/116/18
TOTAL NET YARDS	3956	4027
Avg. Per Game	282.6	287.6
Total Plays	894	853
Avg. Per Play	4.4	4.7
NET YARDS RUSHING	1915	1805
Avg. Per Game	136.8	128.9
Total Rushes	476	453
Avg. Per Play	4.0	4.0
NET YARDS PASSING	2041	2222
Avg. Per Game	145.8	158.7
Sacked/Yards Lost	34/297	32/261
Gross Yards	2335	2483
Attempts/Completions	384/217	368/186
Pct. of Completions	56.5	50.5
Had Intercepted	20	24
PUNTS/AVERAGE	66/44.8	61/40.4
KICKOFF RETURNS/YARDS	46/1057	43/1083
PUNT RETURNS/YARDS	29/126	40/296
PENALTIES/YARDS	69/653	66/643
FUMBLES/LOST	23/12	35/19
TOUCHDOWNS	32	30
Rushing/Passing	6/20	12/17
Returns: Off./Def./Kicking Game*	1/5/0	0/1/0
SAFETIES	0	0

SCORE BY PERIODS	1	2	3	4	Total
CHIEFS TOTAL	20	90	85	92	287
Opp. Total	55	98	37	64	254

INDIVIDUAL STATISTICS

PASSING									
	Att.	Cmp.	Yds.	Pct.	TD	Int	LG	Rating	
Dawson	305	175	1835	57.4	13	12	44	73.1	
Livingston	78	41	480	52.6	7	8	36	62.0	
Wilson	1	1	20	100.0	0	0	20	118.8	
CHIEFS TOTAL	384	217	2335	56.5	20	20	44	70.2	
Opp. Total	368	186	2483	50.5	17	24	67t	60.6	
PASS RECEIVING									
	No.	Yds.	Avg.	LG	TD				
Taylor	57	821	14.4	44	6				
Podolak	46	345	7.5	27t	2				
Hayes	31	295	9.5	29t	3				
Adamle	15	76	5.1	11	0				
Frazier	13	172	13.2	35	5				
Homan	12	135	11.3	38	1				
Otis	12	76	6.3	13	0				
Wright	11	81	7.4	14	0				
West	9	165	18.3	42t	2				
Stroud	4	80	20.0	44	1				
Kinney	4	45	11.2	19	0				
Jankowski	2	24	12.0	18	0				
Allen	1	20	20.0	20	0				
CHIEFS TOTAL	217	2335	10.8	44	20				
Opp. Total	186	2483	13.3	67t	17				

RUSHING									
	No.	Yds.	Avg.	LG	TD				
Podolak	171	615	3.6	30	4				
Hayes	128	536	4.2	28	0				
Adamle	73	536	4.2	19	1				
Livingston	14	133	9.5	51	0				
Kinney	38	122	3.2	16	1				
Otis	29	92	3.2	12	0				
Dawson	15	75	5.0	20	0				
Wright	1	24	24.0	24	0				
Taylor	5	13	2.6	11	0				
West	2	2	1.0	10	0				
CHIEFS TOTAL	476	1915	4.0	51	6				
Opp. Total	453	1805	4.0	45	12				

TEAM LEADERS

Scoring: Jan Stenerud	95 pts: 32 PATs, 21 FGs
INTs: Mike Sensibaugh	8-65 yds., 0 TDs
Punting: Jerrel Wilson	66-2960 yds., 44.8 avg., 69 LG
Punt Returns: Larry Marshall	18-103 yds., 5.7 avg., 0 TDs
Kickoff Returns: Larry Marshall	23-651 yds., 28.3 avg., 0 TDs



1971

KANSAS CITY CHIEFS



10-3-1 • 1st AFC West • Hank Stram

Preseason (4-1-1)

8/7	W	10-7	at Baltimore	16,771
8/14	W	12-10	ATLANTA	37,403
8/21	W	27-7	at New Orleans	70,459
8/30	W	21-16	N.Y. JETS	37,650
9/4	T	17-17	ST. LOUIS	36,743
9/11	L	17-24	at Dallas	74,035

Regular Season (10-3-1)

9/19	L	14-21	at San Diego	54,061
9/26	W	20-16	at Houston	46,498
10/3	W	16-3	at Denver	51,200
10/10	W	31-10	SAN DIEGO	50,514
10/18	W	38-16	PITTSBURGH (Mon) (N)	49,533
10/24	W	27-20	WASHINGTON	51,989
10/31	T	20-20	at Oakland	54,715
11/7	L	10-13	at N.Y. Jets	62,812
11/14	W	13-7	CLEVELAND	50,388
11/21	W	28-10	DENVER	49,945
11/25	L	21-32	at Detroit (Thur) (Thinks)	54,418
12/6	W	26-17	at San Francisco (Mon) (N)	45,306
12/12	W	16-14	OAKLAND	51,215
12/19	W	22-9	BUFFALO	48,121

AFC Divisional Playoff Game

12/25	L	24-27 2 OT	Miami (Sat)	50,374
-------	---	------------	-------------	--------

REGULAR STARTERS

OFFENSE

WR	Elmo Wright
LT	Jim Tyrer
LG	Ed Budde
C	Jack Rudnay
RG	Mo Moorman
RT	Dave Hill
TE	Morris Stroud
WR	Otis Taylor
QB	Len Dawson
RB	Ed Podolak
RB	Wendell Hayes
K	Jan Stenerud

DEFENSE

LE	Marvin Upshaw
LT	Curley Culp
RT	Buck Buchanan
RE	Aaron Brown
LLB	Bobby Bell
MLB	Willie Lanier
RLB	Jim Lynch
LCB	Jim Marsalis
RCB	Emmitt Thomas
LS	Jim Kearney
RS	Johnny Robinson
P	Jerrel Wilson

PRO BOWLERS IN BOLD



Western Division

	W	L	T	Pct.
Kansas City	10	3	1	.769
Oakland	8	4	2	.667
San Diego	6	8	0	.429
Denver	4	9	1	.308

Central Division

	W	L	T	Pct.
Cleveland	9	5	0	.643
Pittsburgh	6	8	0	.429
Houston	4	9	1	.308
Cincinnati	4	10	0	.286

Eastern Division

	W	L	T	Pct.
Miami	10	3	1	.769
Baltimore †	10	4	0	.714
New England	6	8	0	.429
N.Y. Jets	6	8	0	.429
Buffalo	1	13	0	.071

AFC Championship: Miami 21, Baltimore 0

NFC Championship: Dallas 14, San Francisco 3

Super Bowl VI: Dallas 24, Miami 3



Western Division

	W	L	T	Pct.
San Francisco	9	5	0	.643
Los Angeles	8	5	1	.615
Atlanta	7	6	1	.538
New Orleans	4	8	2	.333

Central Division

	W	L	T	Pct.
Minnesota	11	3	0	.786
Detroit	7	6	1	.538
Chicago	6	8	0	.429
Green Bay	4	8	2	.333

Eastern Division

	W	L	T	Pct.
Dallas	11	3	0	.786
Washington †	9	4	1	.692
Philadelphia	6	7	1	.462
St. Louis	4	9	1	.308
N.Y. Giants	4	10	0	.286

TEAM STATISTICS

	CHIEFS	OPP.
TOTAL FIRST DOWNS	240	223
Rushing/Passing/Penalty	108/119/13	73/125/25
TOTAL NET YARDS	4190	3770
Avg. Per Game	29.3	269.3
Total Plays	836	813
Avg. Per Play	5.0	4.6
NET YARDS RUSHING	1843	1337
Avg. Per Game	131.6	95.5
Total Rushes	462	367
Avg. Per Play	4.0	3.7
NET YARDS PASSING	2347	2506
Avg. Per Game	167.6	179.0
Sacked/Yards Lost	35/347	28/235
Gross Yards	2694	2741
Attempts/Completions	337/183	406/209
Pct. of Completions	54.3	51.5
Had Intercepted	13	27
PUNTS/AVERAGE	64/44.3	67/39.3
PUNT RETURNS/YARDS	32/150	38/286
KICKOFF RETURNS/YARDS	47/1031	47/1071
PENALTIES/YARDS	72/734	72/752
FUMBLES/LOST	23/13	16/7
TOUCHDOWNS	32	21
Rushing/Passing	14/15	9/11
Defensive/Kicking Game	3/0	1/0
SAFETIES	0	1

SCORE BY PERIODS	1	2	3	4	Total
CHIEFS TOTAL	61	123	48	70	302
Opp. Total	41	71	22	74	208

INDIVIDUAL STATISTICS

	Att.	Cmp.	Yds.	Pct.	TD	Int	LG	Rating
Dawson	301	167	2504	55.2	15	13	82	81.8
Livingston	28	12	130	42.9	0	0	36	57.2
Huarte	6	2	18	33.3	0	0	26	42.3
Podolak	2	2	42	100.0	0	0	23	118.8
CHIEFS TOTAL	337	183	2694	54.3	15	13	82	74.9
Opp. Total	418	209	2703	50.0	11	27	53	83.8

PASS RECEIVING

	No.	Yds.	Avg.	LG	TD
Taylor	57	1110	19.5	82	7
Podolak	36	306	8.5	23	0
Wright	26	524	20.3	69t	3
Stroud	22	454	20.6	54	1
Hayes	16	163	10.2	26t	1
Otis	12	74	6.2	26	2
McVea	5	-3	-0.6	10	0
Homan	3	47	9.0	9	0
Frazier	2	41	20.5	23	0
Holmes	2	16	8.0	12	0
Smith	1	12	12.0	12	0
Adamle	1	6	6.0	6t	1
CHIEFS TOTAL	183	2694	14.7	82	15
Opp. Total	209	2703	12.9	53	11

RUSHING

	No.	Yds.	Avg.	LG	TD
Podolak	184	708	3.8	25	9
Hayes	132	541	4.1	27	1
McVea	68	286	4.2	19	3
Otis	49	184	3.8	11	0
Adamle	13	43	3.3	3	0
Taylor	1	25	25.0	25t	1
Dawson	12	24	2.0	8	0
Holmes	21	35	1.7	6	0
Livingston	5	11	2.2	3	0
Frazier	1	-2	-2.0	-2	0
Wright	1	-10	-10.0	-10	0
CHIEFS TOTAL	487	1843	3.8	27	14
Opp. Total	367	1337	3.7	28	6

TEAM LEADERS

Scoring: Jan Stenerud	110 pts: 32 PATs, 26 FGs
INTs: Emmitt Thomas	8-145 yds., 1 TD
Punting: Jerrel Wilson	64-2864 yds., 44.8 avg., 68 LG
Punt Returns: Ed Podolak	13-84 yds., 6.5 avg., 0 TDs
Kickoff Returns: Kerry Reardon	12-308 yds., 25.7 avg., 0 TDs



1970

KANSAS CITY CHIEFS



7-5-2 • 2nd AFC West • Hank Stram

Preseason (4-3)

7/31	W	24-3	College All-Stars (Chicago, IL)	69,940
8/8	W	30-17	at Detroit	55,032
8/14	L	3-17	BALTIMORE	38,341
8/22	W	16-13	Cleveland (Memphis, TN)	31,532
8/29	L	17-22	at Atlanta	56,990
9/5	W	13-0	at Dallas	69,055
9/12	L	24-34	at St. Louis	50,661

Regular Season (7-5-2)

9/20	L	10-27	at Minnesota	47,900
9/28	W	44-24	at Baltimore (Mon) (N.)	53,911
10/4	L	13-26	at Denver	50,705
10/11	W	23-10	BOSTON	50,698
10/18	W	27-19	at Cincinnati	57,265
10/25	L	16-27	DALLAS	51,158
11/1	T	17-17	OAKLAND	51,334
11/8	W	24-9	HOUSTON	49,810
11/15	W	31-14	at Pittsburgh	50,081
11/22	T	6-6	ST. LOUIS	50,711
11/29	W	26-14	SAN DIEGO	50,315
12/6	W	16-0	DENVER	50,454
12/12	L	6-20	at Oakland (Sat)	54,596
12/20	L	13-31	at San Diego	41,379

REGULAR STARTERS

OFFENSE

WR	Frank Pitts
LT	Jim Tyrer
LG	Ed Budde
C	Jack Rudnay
	E.J. Holub
RG	Mo Moorman
RT	Dave Hill
TE	Fred Arbanas
	Morris Stroud
WR	Otis Taylor
QB	Len Dawson
RB	Mike Garrett
	Ed Podolak
RB	Wendell Hayes
K	Jan Stenerud

DEFENSE

LE	Jerry Mays
LT	Curley Culp
RT	Buck Buchanan
RE	Aaron Brown
LLB	Bobby Bell
MLB	Willie Lanier
RLB	Jim Lynch
LCB	Jim Marsalis
RCB	Emmitt Thomas
LS	Jim Kearney
RS	Johnny Robinson
P	Jerrel Wilson

PRO BOWLERS IN BOLD



Western Division

	W	L	T	Pct.
Oakland	8	4	2	.667
Kansas City	7	5	2	.583
San Diego	5	6	3	.455
Denver	5	8	1	.385

Central Division

	W	L	T	Pct.
Cincinnati	8	6	0	.571
Cleveland	7	7	0	.500
Pittsburgh	5	9	0	.357
Houston	3	10	1	.231

Eastern Division

	W	L	T	Pct.
Baltimore	11	2	1	.846
Miami †	10	4	0	.714
N.Y. Jets	4	10	0	.286
Buffalo	3	10	1	.231
Boston	2	12	0	.143

AFC Championship: Baltimore 27, Oakland 17

NFC Championship: Dallas 17, San Francisco 10

Super Bowl V: Baltimore 16, Dallas 13



NATIONAL CONFERENCE

Western Division

	W	L	T	Pct.
San Francisco	10	3	1	.769
Los Angeles	9	4	1	.692
Atlanta	4	8	2	.333
New Orleans	2	11	1	.154

Central Division

	W	L	T	Pct.
Minnesota	12	2	0	.857
Detroit †	10	4	0	.714
Chicago	6	8	0	.429
Green Bay	6	8	0	.429

Eastern Division

	W	L	T	Pct.
Dallas	10	4	0	.714
N.Y. Giants	9	5	0	.643
St. Louis	8	5	1	.615
Washington	6	8	0	.429
Philadelphia	3	10	1	.231

TEAM STATISTICS

	CHIEFS	OPP.
TOTAL FIRST DOWNS	183	226
Rushing/Passing/Penalty	83/86/14	83/111/32
TOTAL NET YARDS	3577	3667
Avg. Per Game	255.5	261.9
Total Plays	775	861
Avg. Per Play	4.6	4.3
NET YARDS RUSHING	1858	1657
Avg. Per Game	132.7	118.4
Total Rushes	448	418
Avg. Per Play	4.1	4.0
NET YARDS PASSING	1719	2010
Avg. Per Game	122.8	143.6
Sacked/Yards Lost	38/319	35/270
Gross Yards	2038	2280
Attempts/Completions	289/154	408/195
Pct. of Completions	53.3	47.8
Had Intercepted	16	31
PUNTS/AVERAGE	76/44.9	77/41.5
PUNT RETURNS/YARDS	31/371	51/414
KICKOFF RETURNS/YARDS	44/997	
PENALTIES/YARDS	83/888	71/817
FUMBLES/LOST	26/15	22/12
TOUCHDOWNS	26	26
Rushing/Passing	11/13	10/15
Defensive/Kicking Game	2/0	1/0
SAFETIES	0	0

SCORE BY PERIODS	1	2	3	4	Total
CHIEFS TOTAL	53	98	46	75	272
Opp. Total	32	77	51	84	244

INDIVIDUAL STATISTICS

	Att.	Cmp.	Yds.	Pct.	TD	Int	LG	Rating
Dawson	262	141	1876	53.8	13	14	61t	71.3
Livingston	22	11	122	50.0	0	1	31	48.1
Podolak	2	2	40	100.0	0	0	24	118.8
Huarte	2	0	0	0.0	0	1	0	0.0
McVea	1	0	0	0.0	0	0	0	39.6
CHIEFS TOTAL	289	154	2038	53.3	13	16	61	75.5
Opp. Total	408	195	2280	47.8	15	31	89t	45.9

PASS RECEIVING

	No.	Yds.	Avg.	LG	TD
Taylor	34	618	18.2	59t	3
Podolak	26	307	11.8	59t	1
Hayes	26	219	8.3	28	0
Holmes	23	173	7.5	31	1
Pitts	11	172	15.6	54	2
Arbanas	8	108	14.5	26	1
Cannon	7	125	17.8	45	2
Richardson	5	171	34.2	61t	2
McVea	5	26	5.2	15	0
Garrett	4	4	1.0	5	0
Stroud	4	86	24.5	50	1
Porter	1	29	29.0	29	0
CHIEFS TOTAL	154	2038	13.2	61t	13
Opp. Total	195	2280	11.7	89t	15

RUSHING

	No.	Yds.	Avg.	LG	TD
Podolak	168	749	4.5	65t	3
Hayes	109	381	3.5	22	5
McVea	61	260	4.3	34	0
Holmes	63	206	3.3	22	3
Pitts	5	84	16.8	42	0
Garrett	21	62	3.2	18	0
Dawson	11	46	4.2	21	0
Livingston	3	26	8.7	16	0
Porter	2	21	10.5	21	0
Taylor	3	13	4.3	7	0
Cannon	1	10	10.0	10	0
Richardson	1	4	4.0	4	0
CHIEFS TOTAL	448	1858	4.1	65t	11
Opp. Total	418	1657	4.0	47t	10

TEAM LEADERS

Scoring: Jan Stenerud	116 pts: 26 PATs, 30 FGs
INTs: Johnny Robinson	10-155 yds., 1 TD
Punting: Jerrel Wilson	76-3415 yds., 44.9 avg., 68 LG
Punt Returns: Ed Podolak	23-311 yds., 13.5 avg., 0 TDs
Kickoff Returns: Robert Holmes	19-535 yds., 28.2 avg., 0 TDs





Preseason (6-0)

8/2	W	23-17	Oakland (Birmingham, AL)	21,000
8/9	W	38-13	DETROIT	38,027
8/16	W	23-7	Cincinnati (Jackson, MS)	24,513
8/23	W	42-14	at L.A. Rams	58,306
8/28	W	31-21	at St. Louis	48,006
9/6	W	14-10	ATLANTA	37,273

Regular Season (11-3)

9/14	W	27-9	at San Diego	47,988
9/21	W	31-0	at Boston	22,002
9/28	L	19-24	at Cincinnati	27,812
10/5	W	26-13	at Denver	50,564
10/12	W	24-0	HOUSTON	45,805
10/19	W	17-10	MIAMI	49,809
10/26	W	42-22	CINCINNATI	50,934
11/2	W	29-7	at Buffalo	45,844
11/9	W	27-3	SAN DIEGO	51,104
11/16	W	34-16	at N.Y. Jets	63,849
11/23	L	24-27	OAKLAND	51,982
11/27	W	31-17	DENVER (Thur) (Thks)	48,773
12/7	W	22-19	BUFFALO	47,712
12/13	L	6-10	at Oakland (Sat)	54,443

AFL Divisional Playoff Game

12/20	W	13-6	at N.Y. Jets (Sat)	62,977
-------	---	------	--------------------	--------

AFL Championship Game

1/4	W	17-7	at Oakland	54,443
-----	---	------	------------	--------

Super Bowl IV

1/11	W	23-7	Minnesota (New Orleans, LA)	80,562
------	---	------	-----------------------------	--------

REGULAR STARTERS

OFFENSE		DEFENSE	
WR	Frank Pitts	LE	Jerry Mays
LT	Jim Tyrer	LT	Curley Culp
LG	Ed Budde	RT	Buck Buchanan
C	E.J. Holub	RE	Aaron Brown
RG	Mo Moorman	LLB	Bobby Bell
RT	Dave Hill	MLB	Willie Lanier
TE	Fred Arbanas	RLB	Jim Lynch
WR	Gloster Richardson	LCB	Jim Marsalis
QB	Len Dawson	RCB	Emmitt Thomas
	Mike Livingston	LS	Jim Kearney
RB	Mike Garrett	RS	Johnny Robinson
RB	Robert Holmes	P	Jerrell Wilson
K	Jan Stenerud		

ALL-STARS IN BOLD



AMERICAN FOOTBALL LEAGUE

Western Division

	W	L	T	Pct.
Oakland	12	1	1	.923
Kansas City †	11	3	0	.786
San Diego	8	6	0	.571
Denver	5	8	1	.385
Cincinnati	4	9	1	.308

Eastern Division

	W	L	T	Pct.
N.Y. Jets	10	4	0	.714
Houston †	6	6	2	.500
Boston	4	10	0	.286
Buffalo	4	10	0	.286
Miami	3	10	1	.231

AFL Divisional Playoffs

Kansas City 13, N.Y. JETS 6

Oakland 56, Houston 7

AFL Championship

Kansas City 17, Oakland 7

NFL Championship

Minnesota 27, Cleveland 7

Super Bowl IV

Kansas City 23, Minnesota 7



NATIONAL FOOTBALL LEAGUE

Western Conference

	W	L	T	Pct.
Los Angeles	11	3	0	.786
Baltimore	8	5	1	.615
Atlanta	8	8	0	.500
San Francisco	4	8	2	.333

Central Division

	W	L	T	Pct.
Minnesota	12	2	0	.857
Detroit	9	4	1	.692
Green Bay	8	6	0	.571
Chicago	1	13	0	.071

Eastern Conference

	W	L	T	Pct.
Dallas	11	2	1	.846
Washington	7	5	2	.583
New Orleans	5	9	0	.357
Philadelphia	4	9	1	.308

Century Division

	W	L	T	Pct.
Cleveland	10	3	1	.769
N.Y. Giants	6	8	0	.429
St. Louis	4	9	1	.308
Pittsburgh	1	13	0	.071

TEAM STATISTICS

	CHIEFS	OPP.
TOTAL FIRST DOWNS	258	181
Rushing/Passing/Penalty	129/125/4	53/111/17
TOTAL NET YARDS	4607	3163
Avg. Per Game	329.1	225.9
Total Plays	899	808
Avg. Per Play	5.1	3.9
NET YARDS RUSHING	2220	1091
Avg. Per Game	158.6	77.9
Total Rushes	522	316
Avg. Per Play	4.3	3.5
NET YARDS PASSING	2387	2072
Avg. Per Game	170.5	148.0
Sacked/Yards Lost	26/251	48/419
Gross Yards	2638	2491
Attempts/Completions	351/196	426/200
Pct. of Completions	55.8	46.9
Had Intercepted	20	32
PUNTS/AVERAGE	68/44.4	94/42.6
PUNT RETURNS/YARDS	33/242	43/509
KICKOFF RETURNS/YARDS	41/1090	59/1431
PENALTIES/YARDS	62/757	39/434
FUMBLES/LOST	34/19	25/15
TOUCHDOWNS	40	19
Rushing/Passing	19/16	6/10
Defensive/Kicking Game	2/3	3/0
SAFETIES	0	1

SCORE BY PERIODS	1	2	3	4	Total
CHIEFS TOTAL	81	117	50	111	359
Opp. Total	29	45	36	67	177

INDIVIDUAL STATISTICS

PASSING								
	Att.	Cmp.	Yds.	Pct.	TD	Int	LG	Rating
Dawson.....	166	98	1323	59.0	9	13	55	70.0
Livingston.....	161	84	1123	52.2	4	6	93t	67.6
Lee.....	20	12	109	60.0	1	1	31	70.6
McVea.....	3	1	50	33.0	1	0	50	121.5
Flores.....	1	1	33	100.0	1	0	33	158.3
CHIEFS TOTAL.....	351	196	2638	55.8	16	20	93t	71.5
Opp. Total.....	426	200	2491	46.9	10	32	80	42.0

PASS RECEIVING					
	No.	Yds.	Avg.	LG	TD
Garrett	43	432	10.0	41	2
Taylor	41	696	17.0	79	7
Pitts	31	470	15.8	50	2
Holmes	26	266	10.2	33	3
Richardson	23	381	16.6	39	2
Arbanas	16	258	16.1	44	0
Hayes	9	64	7.1	17	0
McVea	7	71	10.1	22	0
CHIEFS TOTAL	196	2638	12.1	93	16
Opp. Total	200	2491	12.5	80	10

RUSHING					
	No.	Yds.	Avg.	LG	TD
Garrett	168	732	4.4	34	6
Holmes	150	612	4.1	25	2
McVea	106	500	4.7	80	7
Hayes	62	208	3.4	11	4
Livingston	15	102	6.8	39	0
Lowe	10	33	3.3	18	0
Pitts	5	28	5.6	11	0
Dawson	1	3	3.0	3	0
Lee	1	3	3.0	3	0
Arbanas	1	1	1.0	1	0
Flores	1	0	0.0	0	0
Taylor	2	-2	-1.0	10	0
CHIEFS TOTAL	522	2220	4.3	80	19
Opp. Total	314	1091	3.5	50	8

TEAM LEADERS

Scoring: Jan Stenerud	119 pts: 38 PATs, 27 FGs
INTs: Johnny Robinson	8-158 yds., 0 TDs
Punting: Jerrel Wilson	68-3022 yds., 44.4 avg., 62 LG
Punt Returns: Noland Smith	9-107 yds., 11.9 avg., 0 TDs
Kickoff Returns: Warren McVea	13-318 yds., 24.5 avg., 0 TDs



1968

KANSAS CITY CHIEFS



12-2 • (Tie) 1st AFL West • Hank Stram

Preseason (4-1)

8/3	W	38-14	at Cincinnati	21,682
8/10	W	13-10	at Minnesota	46,228
8/17	W	13-10	ST. LOUIS	47,462
8/24	W	31-21	OAKLAND	43,769
8/31	L	16-36	at L.A. Rams	54,323

Regular Season (12-2)

9/10	W	26-21	at Houston (Mon) (N)	45,083
9/15	L	19-20	N.Y. JETS	48,871
9/22	W	34-2	DENVER	45,821
9/28	W	48-3	at Miami (Sat) (N)	28,501
10/5	W	18-7	at Buffalo (Sat) (N)	40,748
10/13	W	13-3	CINCINNATI	47,096
10/20	W	24-10	OAKLAND	50,015
10/27	W	27-20	SAN DIEGO	50,344
11/3	L	21-38	at Oakland	53,357
11/10	W	16-9	at Cincinnati	25,537
11/17	W	31-17	BOSTON	48,271
11/28	W	24-10	HOUSTON (Thur) (Thks)	48,493
12/8	W	40-3	at San Diego	51,174
12/14	W	30-7	at Denver (Sat)	38,463

AFL Divisional Playoff Game

12/22	L	6-41	at Oakland	54,444
-------	---	------	------------	--------

REGULAR STARTERS

OFFENSE		DEFENSE	
WR	Frank Pitts	LE	Jerry Mays
LT	Jim Tyrer	LT	Ed Lothamer
LG	Ed Budde	RT	Buck Buchanan
C	E.J. Holub	RE	Aaron Brown
RG	Mo Moorman	LLB	Bobby Bell
RT	Dave Hill	MLB	Willie Lanier
TE	Fred Arbanas	RLB	Jim Lynch
WR	Gloster Richardson	LCB	Emmitt Thomas
	Otis Taylor	RCB	Willie Mitchell
QB	Len Dawson	LS	Jim Kearney
RB	Mike Garrett	RS	Johnny Robinson
RB	Robert Holmes		
K	Jan Stenerud	P	Jerrel Wilson

ALL-STARS IN BOLD



AMERICAN FOOTBALL LEAGUE

Western Division

	W	L	T	Pct.
Oakland	12	2	0	.857
Kansas City	12	2	0	.857
San Diego	9	5	0	.643
Denver	5	9	0	.357
Cincinnati	3	11	0	.214

Eastern Division

	W	L	T	Pct.
N.Y. Jets	11	3	0	.786
Houston	7	7	0	.500
Miami	5	8	1	.385
Boston	4	10	0	.286
Buffalo	1	12	1	.077

AFL Western Division Playoff

Oakland 41, Kansas City 6

AFL Championship

N.Y. Jets 27, Oakland 23

NFL Championship

Baltimore 34, Cleveland 0

Super Bowl III

N.Y. Jets 16, Baltimore 7



NATIONAL FOOTBALL LEAGUE

Western Conference

	W	L	T	Pct.
Coastal Division				
Baltimore	13	1	0	.929
Los Angeles	10	3	1	.769
San Francisco	7	6	1	.538
Atlanta	2	12	0	.143

	W	L	T	Pct.
Central Division				
Minnesota	8	6	0	.571
Chicago	7	7	0	.500
Green Bay	6	7	1	.462
Detroit	4	8	2	.333

Eastern Conference

	W	L	T	Pct.
Capitol Division				
Dallas	12	2	0	.857
N.Y. Giants	7	7	0	.500
Washington	5	9	0	.357
Philadelphia	2	12	0	.143

	W	L	T	Pct.
Century Division				
Cleveland	10	4	0	.714
St. Louis	9	4	1	.692
New Orleans	4	9	1	.308
Pittsburgh	2	11	1	.154

TEAM STATISTICS

	CHIEFS	OPP.
FIRST DOWNS	223	215
Rushing/Passing/Penalty	123/89/11	52/140/23
TOTAL NET YARDS	4503	4089
Avg. Per Game	321.6	292.1
Total Plays	831	900
Avg. Per Play	5.4	4.5
NET YARDS RUSHING	2227	1266
Avg. Per Game	159.1	90.4
Total Rushes	537	365
Avg. Per Play	4.1	3.5
NET YARDS PASSING	2276	2823
Avg. Per Game	162.6	201.6
Sacked/Yards Lost	24/216	45/439
Gross Yards	2492	3562
Attempts/Completions	270/156	461/214
Pct. of Completions	57.8	46.4
Had Intercepted	11	37
PUNTS/AVERAGE	65/45.3	63/41.8
PUNT RETURNS/YARDS	31/450	31/220
KICKOFF RETURNS/YARDS	38/736	54/1044
PENALTIES/YARDS	66/650	62/555
FUMBLES/LOST	26/16	22/12
TOUCHDOWNS	40	18
Rushing/Passing	16/20	4/14
Defensive/Kicking Game	2/2	0/0
SAFETIES	1	1

SCORE BY PERIODS	1	2	3	4	Total
CHIEFS TOTAL	90	111	74	96	371
Opp. Total	46	57	40	27	170

INDIVIDUAL STATISTICS

	Att.	Cmp.	Yds.	Pct.	TD	Int	LG	Rating
Dawson	224	131	2109	58.5	17	9	92	98.8
Lee	45	25	383	55.6	3	1	61	97.1
Garrett	1	0	0	0.0	0	1	0	0.0
CHIEFS TOTAL	270	156	2492	57.8	20	11	92	96.3
Opp. Total	461	214	3562	46.4	14	37	82	49.6

	No.	Yds.	Avg.	LG	TD
Garrett	33	359	10.9	43	3
Pitts	30	655	21.8	90	6
Richardson	22	494	22.5	92	6
Taylor	20	420	21.0	67	4
Holmes	19	201	10.6	43	0
Hayes	12	108	9.0	22	1
Arbanas	11	189	17.2	48	0
McClinton	3	-4	-1.3	5	0
Carolan	2	26	13.0	19	0
Coan	2	15	7.5	12	0
Wilson	1	14	14.0	14	0
Smith	1	15	15.0	15	0
CHIEFS TOTAL	156	2492	16.0	92	20
Opp. Total	214	3562	16.6	82	14

	No.	Yds.	Avg.	LG	TD
Holmes	174	866	5.0	76	7
Garrett	164	564	3.4	37	3
Hayes	85	340	4.0	25	4
Coan	40	160	4.0	24	1
Pitts	11	107	9.7	28	0
McClinton	24	107	4.5	19	0
Taylor	5	41	8.2	30	1
Dawson	28	40	2.0	22	0
Arbanas	3	14	4.7	8	0
Livingston	2	2	1.0	3	0
Wilson	5	1	0.2	1	0
Smith	2	-2	-1.0	1	0
Richardson	1	-3	-3.0	-3	0
Lowe	1	-10	-10.0	-10	0
CHIEFS TOTAL	537	2227	4.1	76	16
Opp. Total	365	1266	3.5	36	4

TEAM LEADERS

Scoring: Jan Stenerud	129 pts: 39 PATs, 30 FGs
INTs: Johnny Robinson	6-40 yds., 0 TDs
Punting: Jerrel Wilson	63-2841 yds., 45.1 avg., 70 LG
Punt Returns: Noland Smith	18-270 yds., 15.0 avg., 1 TD
Kickoff Returns: Noland Smith	23-549 yds., 23.9 avg., 0 TDs



1967

KANSAS CITY CHIEFS



9-5 • 2nd AFL West • Hank Stram

Preseason (4-1)

8/5	W	24-9	at Houston	36,362
8/12	W	30-17	N.Y. Jets (Birmingham, AL)	53,109
8/19	W	48-0	Oakland (Portland, OR)	13,352
8/23	W	66-24	CHICAGO	33,041
9/1	L	24-44	at L.A. Rams	73,990

Regular Season (9-5)

9/9	W	25-20	at Houston (Sat) (N)	28,003
9/24	W	24-0	at Miami	36,272
10/1	L	21-23	at Oakland	50,268
10/8	W	41-0	MIAMI	45,291
10/15	L	31-45	at San Diego	43,355
10/22	L	19-24	HOUSTON	46,365
10/29	W	52-9	DENVER	44,002
11/5	W	42-18	N.Y. JETS	46,642
11/12	W	33-10	at Boston	23,010
11/19	L	16-17	SAN DIEGO	46,738
11/23	L	22-44	OAKLAND (Thur) (Thnks)	44,020
12/3	W	23-13	BUFFALO	41,948
12/10	W	21-7	at N.Y. Jets	62,891
12/17	W	38-24	at Denver	31,660

REGULAR STARTERS

OFFENSE		DEFENSE	
WR	Chris Burford	LE	Jerry Mays
LT	Jim Tyrer	LT	Andy Rice
LG	Ed Budde		Ed Lothamer
C	Jon Gilliam	RT	Buck Buchanan
RG	Curt Merz	RE	Chuck Hurston
RT	Dave Hill	LLB	Bobby Bell
TE	Fred Arbanas	MLB	Sherrill Headrick
WR	Gloster Richardson	RLB	E.J. Holub
	Otis Taylor	LCB	Emmitt Thomas
QB	Len Dawson	RCB	Willie Mitchell
RB	Mike Garrett	LS	Bobby Hunt
RB	Curtis McClinton	RS	Johnny Robinson
K	Jan Stenerud	P	Jerrel Wilson
			Wayne Walker

ALL-STARs IN BOLD



AMERICAN FOOTBALL LEAGUE

Western Division

	W	L	T	Pct.
Oakland	13	1	0	.929
Kansas City	9	5	0	.643
San Diego	8	5	1	.615
Denver	3	11	0	.214

Eastern Division

	W	L	T	Pct.
Houston	9	4	1	.692
N.Y. Jets	8	5	1	.615
Buffalo	4	10	0	.286
Miami	5	8	1	.385
Boston	3	10	1	.231

AFL Championship

Oakland 40, Houston 7

NFL Championship

Green Bay 21, Dallas 17

Super Bowl II

Green Bay 33, Oakland 14



NATIONAL FOOTBALL LEAGUE

Western Conference

	W	L	T	Pct.
Coastal Division	11	1	2	.917
Los Angeles	11	1	2	.917
Baltimore	7	7	0	.500
San Francisco	1	12	1	.077

	W	L	T	Pct.
Central Division	9	4	1	.692
Green Bay	7	6	1	.538
Chicago	5	7	2	.417
Detroit	3	8	3	.273

Eastern Conference

	W	L	T	Pct.
Capitol Division	9	5	0	.643
Dallas	6	7	1	.462
Philadelphia	5	6	3	.455
Washington	3	11	0	.214

	W	L	T	Pct.
Century Division	9	5	0	.643
Cleveland	7	7	0	.500
N.Y. Giants	6	7	1	.462
St. Louis	4	9	1	.308
Pittsburgh				

TEAM STATISTICS

	CHIEFS	OPP.
TOTAL FIRST DOWNS	251	221
Rushing/Passing/Penalty	116/117/18	73/132/16
TOTAL NET YARDS	4490	3944
Avg. Per Game	320.7	281.7
Total Plays	872	843
Avg. Per Play	5.1	4.7
NET YARDS RUSHING	2018	1408
Avg. Per Game	144.1	100.6
Total Rushes	462	343
Avg. Per Play	4.4	4.1
NET YARDS PASSING	2472	2536
Avg. Per Game	176.6	181.1
Sacked/Yards Lost	32/301	38/354
Gross Yards	2773	2536
Attempts/Completions	382/213	462/229
Pct. of Completions	55.8	49.6
Had Intercepted	19	31
PUNTS/AVERAGE	61/41.3	60/42.3
PUNT RETURNS/YARDS	33/245	31/331
KICKOFF RETURNS/YARDS	53/1245	55/1207
PENALTIES/YARDS	68/680	76/747
FUMBLES/LOST	28/8	27/11
TOUCHDOWNS	49	30
Rushing/Passing	18/26	10/13
Defensive/Kicking Game	4/1	6/1
SAFETIES	1	0

SCORE BY PERIODS	1	2	3	4	Total
CHIEFS TOTAL	87	143	83	95	408
Opp. Total	61	91	36	66	254

INDIVIDUAL STATISTICS

PASSING									
	Att.	Cmp.	Yds.	Pct.	TD	Int	LG	Rating	
Dawson	357	206	2651	57.7	24	17	71	83.5	
Lee	19	6	105	31.6	1	2	29	29.6	
Garrett	4	1	17	25.0	1	0	17	84.4	
Others	2	0	0	0.0	0	0	0	39.6	
CHIEFS TOTAL	382	213	2773	55.8	26	26	71	73.2	
Opp. Total	462	229	2536	49.6	13	31	76	47.7	

PASS RECEIVING									
	No.	Yds.	Avg.	LG	TD				
Taylor	59	958	16.2	71	11				
Garrett	46	261	5.7	34	1				
McClinton	26	219	8.4	25	1				
Burford	25	389	15.6	55	3				
Arbanas	20	295	14.8	43	5				
G. Thomas	13	99	7.6	27	2				
Richardson	12	312	26.0	56	2				
Coan	5	41	8.2	24	0				
Pitts	4	131	32.8	59	1				
Carolan	2	26	13.0	23	0				
N. Smith	1	42	42.0	42	0				
CHIEFS TOTAL	213	2773	13.0	71	26				
Opp. Total	229	2536	11.1	76	13				

RUSHING									
	No.	Yds.	Avg.	LG	TD				
Garrett	236	1087	4.6	58	9				
McClinton	97	392	4.0	34	2				
Coan	63	275	4.4	38	4				
G. Thomas	35	133	3.8	19	1				
Dawson	20	68	3.4	24	0				
Taylor	5	29	5.8	24	1				
Pitts	3	19	6.3	15	1				
Wilson	1	10	10.0	10	0				
N. Smith	1	8	8.0	8	0				
Lee	1	-3	-3.0	-3	0				
CHIEFS TOTAL	462	2018	4.5	58	18				
Opp. Total	343	1408	4.1	67	10				

TEAM LEADERS

Scoring: Jan Stenerud	108 pts: 45 PATs, 21 FGs
INTs: Fletcher Smith	6-150 yds., 0 TDs
Punting: Jerrel Wilson	41-1739 yds., 42.4 avg., 59 LG
Punt Returns: Noland Smith	26-212 yds., 8.2 avg., 0 TDs
Kickoff Returns: Noland Smith	41-1148 yds., 28.0 avg., 1 TD



1966

KANSAS CITY CHIEFS



11-2-1 • 1st AFL West • Hank Stram

Preseason (4-0)

8/6	W	32-30	at Denver	17,771
8/12	W	33-0	at Miami	34,277
8/20	W	31-21	San Diego (Anaheim, CA)	36,038
8/27	W	31-20	HOUSTON	25,270

Regular Season (11-2-1)

9/11	W	42-20	at Buffalo	42,023
9/18	W	32-10	at Oakland	50,746
9/25	W	43-24	at Boston	22,641
10/2	L	14-29	BUFFALO	43,885
10/8	W	37-10	DENVER (Sat) (N)	33,929
10/16	L	13-34	OAKLAND	33,057
10/23	W	56-10	at Denver	26,196
10/30	W	48-23	HOUSTON	31,676
11/6	W	24-14	SAN DIEGO	40,986
11/13	W	34-16	MIAMI	34,063
11/20	T	27-27	BOSTON	41,475
11/27	W	32-24	at N.Y. Jets	60,318
12/11	W	19-18	at Miami	17,881
12/18	W	27-17	at San Diego	28,348

AFL Championship Game

1/1	W	31-7	at Buffalo	42,080
-----	---	------	------------	--------

Super Bowl I

1/15	L	10-35	Green Bay (Los Angeles, CA)	61,946
------	---	-------	-----------------------------	--------

REGULAR STARTERS

OFFENSE		DEFENSE	
WR	Chris Burford	LE	Jerry Mays
LT	Jim Tyrer	LT	Andy Rice
LG	Ed Budde		Ed Lothamer
C	Jon Gilliam	RT	Buck Buchanan
	Wayne Frazier	RE	Chuck Hurston
RG	Curt Merz	LLB	Bobby Bell
RT	Dave Hill	MLB	Sherrill Headrick
TE	Fred Arbanas	RLB	E.J. Holub
WR	Otis Taylor	LCB	Fred Williamson
QB	Len Dawson	RCB	Willie Mitchell
RB	Mike Garrett	SS	Bobby Hunt
RB	Curtis McClinton	FS	Johnny Robinson
K	Mike Mercer	P	Jerrel Wilson
	Tommy Brooker		

ALL-STARs IN BOLD

AMERICAN
FOOTBALL LEAGUE

Western Division

	W	L	T	Pct.
Kansas City	11	2	1	.846
Oakland	8	5	1	.615
San Diego	7	6	1	.538
Denver	4	10	0	.286

Eastern Division

	W	L	T	Pct.
Buffalo	9	4	1	.692
Boston	8	4	2	.667
N.Y. Jets	6	6	2	.500
Houston	3	11	0	.214
Miami	3	11	0	.214

AFL Championship

Kansas City 31, Buffalo 7

NFL Championship

Green Bay 34, Dallas 27

Super Bowl I

Green Bay 35, Kansas City 10

NATIONAL
FOOTBALL LEAGUE

Western Conference

	W	L	T	Pct.
Green Bay	12	2	0	.857
Baltimore	9	5	0	.643
Los Angeles	8	6	0	.571
San Francisco	6	6	2	.500
Chicago	5	7	2	.417
Detroit	4	9	1	.308
Minnesota	4	9	1	.308

Eastern Conference

	W	L	T	Pct.
Dallas	10	3	1	.769
Cleveland	9	5	0	.643
Philadelphia	9	5	0	.643
St. Louis	8	5	1	.615
Washington	7	7	0	.500
Pittsburgh	5	8	1	.385
Atlanta	3	11	0	.214
N.Y. Giants	1	12	1	.077

TEAM STATISTICS

	CHIEFS	OPP.
TOTAL FIRST DOWNS	266	222
Rushing/Passing/Penalty	106/140/20	75/125/22
TOTAL NET YARDS	5114	3970
Avg. Per Game	365.3	283.6
Total No. Plays	846	873
Avg. Per Play	6.0	4.6
NET YARDS RUSHING	2274	1356
Avg. Per Game	162.4	96.9
Total Rushes	439	353
Avg. Per Play	5.2	3.8
NET YARDS PASSING	2840	2614
Avg. Per Game	202.9	186.7
Sacked/Yards Lost	30/283	26/262
Gross Yards	3123	2616
Attempts/Completions	377/199	494/226
Pct. of Completions	52.8	45.8
Had Intercepted	15	33
PUNTS/AVERAGE	62/43.8	69/41.3
PUNT RETURNS/YARDS	31/276	36/359
KICKOFF RETURNS/YARDS	54/114	84/2045
PENALTIES/YARDS	61/680	56/592
FUMBLES/LOST	21/16	21/8
TOUCHDOWNS	55	32
Rushing/Passing	19/31	10/18
Defensive/Kicking Game	3/2	2/2
SAFETIES	0	0

SCORE BY PERIODS	1	2	3	4	Total
CHIEFS TOTAL	158	80	94	116	448
Opp. Total	33	115	50	78	276

INDIVIDUAL STATISTICS

PASSING									
	Att.	Cmp.	Yds.	Pct.	TD	Int	LG	Rating	
Dawson.....	284	159	2527	56.0	26	10	89	101.9	
Beathard.....	394	90	578	43.3	4	4	77	61.3	
Coan.....	1	1	18	100.0	1	0	18	158.3	
Garrett.....	1	0	0	0.0	0	0	0	39.6	
Taylor.....	1	0	0	0.0	0	1	0	0.0	
CHIEFS TOTAL.....	377	199	3123	52.8	31	15	89	91.3	
Opp. Total.....	494	226	2616	45.8	18	33	76	46.3	
PASS RECEIVING									
	No.	Yds.	Avg.	LG	TD				
Taylor.....	58	1297	22.4	89	8				
Burford.....	58	758	13.1	38	8				
Arbanas.....	22	305	13.9	36	4				
McClinton.....	19	285	15.0	68	5				
Coan.....	18	131	7.3	20	2				
Garrett.....	15	175	11.7	36	1				
Carolan.....	7	154	22.0	45	3				
Pitts.....	1	11	11.0	11	0				
Wilson.....	1	7	7.0	7	0				
CHIEFS TOTAL.....	199	3123	14.2	89	31				
Opp. Total.....	226	2614	11.5	76	18				

TEAM LEADERS

Scoring: Mike Mercer	93 pts: 33 PATs, 20 FGs
INTs: Johnny Robinson	10-136 yds., 1 TD
Bobby Hunt	10-113 yds., 0 TDs
Punting: Jerrel Wilson	62-2715 yds., 43.8 avg., 69 LG
Punt Returns: Mike Garrett	17-139 yds., 8.2 avg., 1 TD
Kickoff Returns: Emmitt Thomas	29-673 yds., 23.2 avg., 0 TDs



1965

KANSAS CITY CHIEFS



7-5-2 • 3rd AFL West • Hank Stram

Preseason (3-2)

8/7	W	30-24	at Denver	17,077
8/15	L	10-31	SAN DIEGO	13,132
8/22	L	6-23	at Oakland	13,592
8/28	W	18-16	Buffalo (Wichita, KS)	8,630
9/4	W	34-7	BOSTON	15,157

Regular Season (7-5-2)

9/12	L	10-37	at Oakland	18,659
9/18	W	14-10	at N.Y. Jets (Sat) (N)	53,658
9/26	T	10-10	at San Diego	28,126
10/3	W	27-17	BOSTON	26,773
10/10	W	31-23	at Denver	31,001
10/17	L	7-23	BUFFALO	26,941
10/24	L	36-38	at Houston	34,670
10/31	W	14-7	OAKLAND	18,354
11/7	L	10-13	N.Y. JETS	25,523
11/14	W	31-7	SAN DIEGO	21,968
11/21	T	10-10	at Boston	13,056
11/28	W	52-21	HOUSTON	16,459
12/12	L	25-34	at Buffalo	40,298
12/19	W	45-35	DENVER	14,421

REGULAR STARTERS

OFFENSE

WR	Chris Burford
LT	Jim Tyrer
LG	Ed Budde
C	Jon Gilliam
RG	Curt Merz
RT	Dave Hill
TE	Fred Arbanas
WR	Frank Jackson
QB	Len Dawson
RB	Mack Lee Hill
RB	Curtis McCClinton
K	Tommy Brooker

DEFENSE

LE	Jerry Mays
LT	Ed Lothamer
RT	Buck Buchanan
RE	Mel Branch
LLB	Bobby Bell
MLB	Sherrill Headrick
RLB	E.J. Holub
LCB	Fred Williamson
RCB	Willie Mitchell
LS	Bobby Hunt
RS	Johnny Robinson
P	Jerrel Wilson

ALL-STARS IN BOLD



AMERICAN FOOTBALL LEAGUE

Western Division

	W	L	T	Pct.
San Diego	9	2	3	.818
Oakland	8	5	1	.615
Kansas City	7	5	2	.583
Denver	4	10	0	.286

Eastern Division

	W	L	T	Pct.
Buffalo	10	3	1	.769
N.Y. Jets	5	8	1	.385
Boston	4	8	2	.333
Houston	4	10	0	.286

NFL Western Conference Playoff
Green Bay 13, Baltimore 10 OT

AFL Championship

Buffalo 23, San Diego 0

NFL Championship

Green Bay 23, Cleveland 12



NATIONAL FOOTBALL LEAGUE

Western Conference

	W	L	T	Pct.
Green Bay	10	3	1	.769
Baltimore	10	3	1	.769
Chicago	9	5	0	.643
San Francisco	7	6	1	.538
Minnesota	7	7	0	.500
Detroit	6	7	1	.462
Los Angeles	4	10	0	.286

Eastern Conference

	W	L	T	Pct.
Cleveland	11	3	0	.786
Dallas	7	7	0	.500
N.Y. Giants	7	7	0	.500
Washington	6	8	0	.429
Philadelphia	5	9	0	.357
St. Louis	5	9	0	.357
Pittsburgh	2	12	0	.143

TEAM STATISTICS

	CHIEFS	OPP.
FIRST DOWNS	228	200
Rushing/Passing/Penalty	101/119/8	67/112/24
TOTAL NET YARDS	4290	3749
Avg. Per Game	306.4	267.8
Total Plays	833	847
Avg. Per Play	5.2	4.4
NET YARDS RUSHING	1736	1366
Avg. Per Game	124.0	97.6
Total Rushes	417	383
Avg. Per Play	4.2	3.6
NET YARDS PASSING	2554	2457
Avg. Per Game	182.4	175.5
Sacked/Yards Lost	343	299
Gross Yards	2897	2756
Attempts/Completions	409/200	438/203
Pct. of Completions	48.9	46.3
Had Intercepted	20	20
PUNTS/AVERAGE	72/44.6	82/44.3
PUNT RETURNS/YARDS	35/422	29/14.9
KICKOFF RETURNS/YARDS	46/1043	55/1182
PENALTIES/YARDS	70/728	60/623
FUMBLES/LOST	33/21	25/13
TOUCHDOWNS	40	34
Rushing/Passing	15/22	14/18
Defensive/Kicking Game	2/1	0/2
SAFETIES	0	0

SCORE BY PERIODS	1	2	3	4	Total
CHIEFS TOTAL	90	81	37	114	322
Opp. Total	33	64	76	112	285

INDIVIDUAL STATISTICS

	PASSING						
	Att.	Cmp.	Yds.	Pct.	TD	Int	LG
Dawson	305	163	2262	53.4	21	14	67
Beathard	89	36	632	40.5	1	6	73
McClinton	15	0	0	0	0	0	0
CHIEFS TOTAL	395	199	2543	50.4	22	20	73
Opp. Total	438	203	2457	46.3	18	20	66
	PASS RECEIVING						
	No.	Yds.	Avg.	LG	TD		
Burford	47	575	12.2	57	6		
McClinton	37	590	15.9	69	3		
Jackson	28	440	15.7	73	1		
Taylor	26	446	17.2	48	5		
Arbanas	24	418	17.4	67	4		
Hill	21	264	12.6	46	1		
Coan	9	85	9.4	23	2		
Carolan	6	65	10.8	14	0		
Pitts	1	11	11.0	11	0		
CHIEFS TOTAL	199	2894	14.5	73	22		
Opp. Total	203	2457	12.1	66	18		
	RUSHING						
	No.	Yds.	Avg.	LG	TD		
McClinton	175	661	3.8	48	6		
Hill	125	627	5.0	66	2		
Dawson	43	142	3.3	40	2		
Coan	45	137	3.0	21	1		
Beathard	25	138	5.5	26	4		
Taylor	2	17	8.5	15	0		
Jackson	1	26	26.0	26	0		
Wilson	2	4	2.0	3	0		
CHIEFS TOTAL	418	1752	4.2	66	15		
Opp. Total	383	1366	3.6	48	14		

TEAM LEADERS

Scoring: Tommy Brooker	76 pts: 37 PATs, 13 FGs
INTs: Fred Williamson	6-89 yds., 0 TDs
Punting: Jerrel Wilson	69-3132 yds., 45.4 avg., 64 LG
Punt Returns: Willie Mitchell	19-242 yds., 12.7 avg., 1 TD
Kickoff Returns: Bert Coan	19-479 yds., 25.2 avg., 0 TDs



1964

KANSAS CITY CHIEFS



7-7 • 2nd AFL West • Hank Stram

Preseason (4-1)

8/9	W	21-14	at Oakland	11,118
8/14	W	24-21	at Buffalo	17,738
8/22	L	14-26	SAN DIEGO	28,653
8/28	W	14-10	Denver (Ft. Worth, TX)	19,500
9/3	W	27-17	at Houston	17,450

Regular Season (7-7)

9/13	L	17-34	at Buffalo	30,157
9/27	W	21-9	at Oakland	18,163
10/4	W	28-7	HOUSTON	22,727
10/11	L	27-33	at Denver	16,285
10/18	L	22-35	BUFFALO	20,904
10/23	L	7-24	at Boston (Fri) (N)	27,400
11/1	W	49-39	DENVER	15,053
11/8	W	42-7	OAKLAND	21,023
11/15	L	14-28	SAN DIEGO	19,792
11/22	W	28-19	at Houston	17,782
11/29	L	14-27	at N.Y. Jets	38,135
12/6	L	24-31	BOSTON	13,166
12/13	W	49-6	at San Diego	26,562
12/20	W	24-7	N.Y. JETS	14,316

REGULAR STARTERS

OFFENSE			DEFENSE		
WR	Chris Burford		LE	Bobby Bell	
LT	Jim Tyrer		LT	Jerry Mays	
LG	Ed Budde		RT	Buck Buchanan	
C	Jon Gilliam		RE	Mel Branch	
RG	Al Reynolds		RE	Mel Branch	
	Curt Merz		LLB	E.J. Holub	
RT	Dave Hill		MLB	Sherrill Headrick	
TE	Fred Arbanas		RLB	Walt Corey	
WR	Frank Jackson		LCB	Duane Wood	
QB	Len Dawson		RCB	Dave Grayson	
RB	Mack Lee Hill		SS	Bobby Hunt	
	Jack Spikes		FS	Johnny Robinson	
RB	Curtis McClinton		FS	Johnny Robinson	
K	Tommy Brooker		P	Jerrel Wilson	

ALL-STARs IN BOLD



AMERICAN FOOTBALL LEAGUE

Western Division

	W	L	T	Pct.
San Diego	8	5	1	.615
Kansas City	7	7	0	.500
Oakland	5	7	2	.471
Denver	2	11	1	.154

Eastern Division

	W	L	T	Pct.
Buffalo	12	2	0	.857
Boston	10	3	1	.769
N.Y. Jets	5	8	1	.385
Houston	4	10	0	.286

AFL Championship

Buffalo 20, San Diego 7

NFL Championship

Cleveland 27, Baltimore 0



NATIONAL FOOTBALL LEAGUE

Western Conference

	W	L	T	Pct.
Baltimore	12	2	0	.857
Green Bay	8	5	1	.615
Minnesota	8	5	1	.615
Detroit	7	5	2	.583
Los Angeles	5	7	2	.417
Chicago	5	9	0	.357
San Francisco	4	10	0	.286

Eastern Conference

	W	L	T	Pct.
Cleveland	10	3	1	.769
St. Louis	9	3	2	.750
Philadelphia	6	8	0	.429
Washington	6	8	0	.429
Dallas	5	8	1	.385
Pittsburgh	5	9	0	.357
N.Y. Giants	2	10	2	.167

TEAM STATISTICS

	CHIEFS	OPP.
TOTAL FIRST DOWNS	244	204
Rushing/Passing/Penalty	88/142/14	76/117/11
TOTAL NET YARDS	4710	3935
Avg. Per Game	336.4	281.1
Total Plays	871	856
Avg. Per Play	5.4	4.6
NET YARDS RUSHING	1839	1315
Avg. Per Game	131.4	93.9
Total Rushes	411	387
Avg. Per Play	4.5	3.4
NET YARDS PASSING	2871	2620
Avg. Per Game	205.1	187.1
Sacked/Yards Lost	44/450	28/279
Gross Yards	3321	2899
Attempts/Completions	412/228	443/218
Pct. of Completions	55.3	49.2
Had Intercepted	21	28
PUNTS/AVERAGE	78/42.6	78/40.7
PUNT RETURNS/YARDS	40/377	32/242
KICKOFF RETURNS/YARDS	58/1244	62/1449
PENALTIES/YARDS	56/604	47/460
FUMBLES/LOST	37/19	30/19
TOUCHDOWNS	49	38
Rushing/Passing	14/32	9/25
Defensive/Kicking Game	3/0	4/0
SAFETIES	0	0

SCORE BY PERIODS	1	2	3	4	Total
CHIEFS TOTAL	60	106	106	94	366
Opp. Total	70	72	84	80	306

INDIVIDUAL STATISTICS

PASSING								
	Att.	Cmp.	Yds.	Pct.	TD	Int	LG	Rating
Dawson.....	354	199	2879	56.2	30	18	72	89.9
E. Wilson	47	25	392	53.2	1	1	55	79.4
Beathard.....	9	4	50	44.4	1	2	22	59.7
Haynes.....	1	0	0	0.0	0	0	0	39.6
Spikes.....	1	0	0	0.0	0	0	0	39.6
CHIEFS TOTAL	412	228	2871	55.3	32	21	72	82.0
Opp. Total	443	218	2620	49.2	25	28	82	65.3
PASS RECEIVING								
	No.	Yds.	Avg.			LG	TD	
Jackson	62	943	15.2			72		9
Burford	51	675	13.2			55		7
Haynes	38	562	14.8			59		3
Arbanas	34	686	20.2			68		8
M. Hill	19	144	7.6			34		2
McClinton	13	221	17.0			66		2
Spikes.....	5	17	3.4			6		0
Carolán.....	3	54	18.0			25		1
Coan.....	2	8	4.0			4		0
J. Wilson	1	11	11.0			11		0
CHIEFS TOTAL	228	3321	14.5			72		32
Opp. Total	218	2620	12.0			82		25

TEAM LEADERS

Scoring: Tommy Brooker	70 pts: 46 PATs, 8 FGs
INTs: Dave Grayson	7-187 yds., 0 TDs
Bobby Hunt	7-133 yds., 1 TD
Punting: Jerrel Wilson	78-3326 yds., 42.6 avg., 70 LG
Punt Returns: Willie Mitchell	18-167 yds., 9.3 avg., 0 TDs
Kickoff Returns: Dave Grayson	30-679 yds., 22.6 avg., 0 TDs



1963

KANSAS CITY CHIEFS



5-7-2 • 3rd AFL West • Hank Stram

Preseason (3-2)

8/3	L	14-26	at San Diego	25,862
8/9	W	17-13	BUFFALO	5,721
8/17	W	35-21	Oakland (Seattle, WA)	13,500
8/23	W	30-16	DENVER	6,865
8/30	L	17-23	HOUSTON (Wichita, KS)	11,000

Regular Season (5-7-2)

9/7	W	59-7	at Denver (Sat) (N)	21,115
9/22	T	27-27	at Buffalo	33,487
9/29	L	10-24	at San Diego	22,654
10/6	W	28-7	HOUSTON	27,801
10/13	L	26-35	BUFFALO	25,519
10/20	L	17-38	SAN DIEGO	30,107
10/27	L	7-28	at Houston	26,331
11/3	L	7-10	at Oakland	18,919
11/8	L	7-22	OAKLAND (Fri) (N)	24,897
11/17	T	24-24	at Boston	17,270
12/1	L	0-17	at N.Y. Jets	18,824
12/8	W	52-21	DENVER	17,443
12/14	W	35-3	BOSTON (Sat)	12,598
12/22	W	48-0	N.Y. JETS	12,202

REGULAR STARTERS

OFFENSE		DEFENSE	
WR	Chris Burford	LE	Bobby Bell
LT	Jim Tyrer	LT	Buck Buchanan
LG	Marvin Terrell		Paul Rochester
C	Jon Gilliam	RT	Jerry Mays
RG	Al Reynolds	RE	Mel Branch
	Curt Merz	LLB	E.J. Holub
RT	Dave Hill	MLB	Sherrill Headrick
	Charlie Diamond	RLB	Walt Corey
TE	Fred Arbanas	LCB	Duane Wood
WR	Frank Jackson	RCB	Dave Grayson
QB	Len Dawson	LS	Bobby Hunt
RB	Abner Haynes	RS	Johnny Robinson
RB	Curtis McCClinton	P	Jerrel Wilson
K	Tommy Brooker		

ALL-STARS IN BOLD



AMERICAN FOOTBALL LEAGUE

Western Division

	W	L	T	Pct.
San Diego	11	3	0	.786
Oakland	10	4	0	.714
Kansas City	5	7	2	.471
Denver	2	11	1	.154

Eastern Division

	W	L	T	Pct.
Boston	7	6	1	.583
Buffalo	7	6	1	.583
Houston	6	8	0	.429
N.Y. Jets	5	8	1	.385

AFL Eastern Division Playoff

Boston 26, Buffalo 8

AFL Championship

San Diego 51, Boston 10

NFL Championship

Chicago 14, N.Y. Giants 10



NATIONAL FOOTBALL LEAGUE

Western Conference

	W	L	T	Pct.
Chicago	11	1	2	.917
Green Bay	11	2	1	.846
Baltimore	8	6	0	.571
Detroit	5	8	1	.385
Minnesota	5	8	1	.385
Los Angeles	5	9	0	.357
San Francisco	2	12	0	.143

Eastern Conference

	W	L	T	Pct.
N.Y. Giants	11	3	0	.786
Cleveland	10	4	0	.714
St. Louis	9	5	0	.643
Pittsburgh	7	4	3	.636
Dallas	4	10	0	.286
Washington	3	11	0	.214
Philadelphia	2	10	2	.167

TEAM STATISTICS

	CHIEFS	OPP.
TOTAL FIRST DOWNS	250	228
Rushing/Passing/Penalty	94/141/15	83/130/15
TOTAL NET YARDS	4348	4187
Avg. Per Game	310.6	299.1
Total Plays	872	856
Avg. Per Play	5.0	4.9
NET YARDS RUSHING	1697	1558
Avg. Per Game	121.2	111.3
Total Rushes	400	397
Avg. Per Play	4.2	3.9
NET YARDS PASSING	2651	2629
Avg. Per Game	189.4	187.8
Sacked/Yards Lost	34/332	35/300
Gross Yards	2983	2629
Attempts/Completions	439/231	428/218
Pct. of Completions	52.6	50.9
Had Intercepted	22	26
PUNTS/AVERAGE	62/43.1	70/40.2
PUNT RETURNS/YARDS	26/259	32/345
KICKOFF RETURNS/YARDS	47/1166	55/1322
PENALTIES/YARDS	52/605	47/411
FUMBLES/LOST	27/16	29/19
TOUCHDOWNS	46	33
Rushing/Passing	12/30	12/18
Defensive/Kicking Game	2/2	2/1
SAFETIES	1	2

SCORE BY PERIODS	1	2	3	4	Total
CHIEFS TOTAL	79	72	109	87	347
Opp. Total	29	107	51	76	263

INDIVIDUAL STATISTICS

PASSING									
	Att.	Cmp.	Yds.	Pct.	TD	Int	LG	Rating	
Dawson	352	190	2389	54.0	26	19	82	77.6	
E. Wilson	82	39	537	47.6	3	2	48	71.4	
McClinton	2	1	33	50.0	1	0	33	135.4	
Haynes	2	1	24	50.0	0	0	24	93.8	
Spikes	1	0	0	0.0	0	1	0	0.0	
CHIEFS TOTAL	439	231	2651	52.6	30	22	82	72.9	
Opp. Total	428	218	2629	50.9	18	26	89	58.7	

PASS RECEIVING									
	No.	Yds.	Avg.	LG	TD				
Burford	68	824	12.1	69	9				
Jackson	50	785	15.7	82	8				
Arbanas	34	373	11.0	40	6				
Haynes	33	470	14.2	73	2				
McClinton	27	301	11.1	46	3				
Spikes	11	125	11.4	30	1				
Coan	2	35	17.5	31	0				
Brooker	2	32	16.0	16	0				
J. Wilson	2	21	10.5	15	0				
D. Johnson	2	17	8.5	11	1				
CHIEFS TOTAL	231	2983	12.9	82	30				
Opp. Total	218	2629	12.1	89	18				

RUSHING									
	No.	Yds.	Avg.	LG	TD				
McClinton	142	568	4.0	36	3				
Haynes	99	352	3.6	46	4				
Dawson	37	272	7.4	43	2				
Spikes	84	257	3.1	15	2				
Coan	17	100	5.9	51	0				
Jackson	3	52	17.3	25	1				
E. Wilson	8	45	5.6	21	0				
J. Wilson	9	41	4.6	12	0				
Burford	1	10	10.0	10	0				
CHIEFS TOTAL	400	1697	4.2	51	12				
Opp. Total	397	1558	3.9	76	12				

TEAM LEADERS

Scoring:	Chris Burford	56 pts: 9 TDs, 1 PAT (2 pt)
INTs:	Bobby Hunt	6-228 yds., 0 TDs
Punting:	Jerrel Wilson	61-2628 yds., 43.1 avg., 72 LG
Punt Returns:	Frank Jackson	11-95 yds., 8.6 avg., 0 TDs
Kickoff Returns:	Dave Grayson	20-564 yds., 28.2 avg., 1 TD



1962

DALLAS TEXANS



11-3 • 1st AFL West • Hank Stram

Preseason (2-3)

8/4	W	13-3	Oakland (Lithonia, GA) . . .	8,000
8/11	L	0-17	at San Diego	28,555
8/18	W	22-6	Oakland (Midland, TX) . . .	10,000
8/24	L	24-27 OT	Denver (Ft. Worth, TX) . . .	18,000
8/31	L	31-34	Houston (Miami, FL)	27,530

Regular Season (11-3)

9/8	W	42-28	BOSTON (Sat) (N)	32,000
9/23	W	26-16	at Oakland	12,500
9/30	W	41-21	BUFFALO	25,500
10/7	L	28-32	at San Diego	23,092
10/12	W	27-7	at Boston (Fri) (N)	23,874
10/21	W	20-17	N.Y. TITANS	17,814
10/28	W	31-7	at Houston	31,750
11/4	L	6-14	HOUSTON	29,017
11/11	W	52-31	at N.Y. Titans	13,275
11/18	W	24-3	at Denver	23,523
11/25	W	35-7	OAKLAND	13,557
12/2	L	14-23	at Buffalo	35,261
12/9	W	17-10	DENVER	19,137
12/16	W	26-17	SAN DIEGO	18,384

AFL Championship Game

12/23	W	20-17 2 OT	at Houston	37,981
-------	---	------------	----------------------	--------

REGULAR STARTERS

OFFENSE		DEFENSE	
WR	Chris Burford	LE	Curt Merz
LT	Jim Tyrer	LT	Paul Rochester
LG	Marvin Terrell	RT	Jerry Mays
C	Jon Gilliam	RE	Mel Branch
RG	Al Reynolds	LLB	E.J. Holub
RT	Charlie Diamond	MLB	Sherrill Headrick
TE	Fred Arbanas	RLB	Walt Corey
WR	Frank Jackson	LCB	Duane Wood
QB	Len Dawson	RCB	Dave Grayson
RB	Abner Haynes	LS	Bobby Hunt
RB	Curtis McClinton	RS	Johnny Robinson
K	Tommy Brooker	P	Eddie Wilson

ALL-STARS IN BOLD



AMERICAN FOOTBALL LEAGUE

Western Division

	W	L	T	Pct.
Dallas	11	3	0	.786
Denver	7	7	0	.500
San Diego	4	10	0	.286
Oakland	1	13	0	.071

Eastern Division

	W	L	T	Pct.
Houston	11	3	0	.786
Boston	9	4	1	.692
Buffalo	7	6	1	.583
N.Y. Titans	5	9	0	.357

AFL Championship

Dallas 20, Houston 17 2 OT

NFL Championship

Green Bay 16, N.Y. Giants 7



NATIONAL FOOTBALL LEAGUE

Western Conference

	W	L	T	Pct.
Baltimore	12	2	0	.857
Green Bay	8	5	1	.615
Minnesota	8	5	1	.615
Detroit	7	5	2	.583
Los Angeles	5	7	2	.417
Chicago	5	9	0	.357
San Francisco	4	10	0	.286

Eastern Conference

	W	L	T	Pct.
Cleveland	10	3	1	.769
St. Louis	9	3	2	.750
Philadelphia	6	8	0	.429
Washington	6	8	0	.429
Dallas	5	8	1	.385
Pittsburgh	5	9	0	.357
N.Y. Giants	2	10	2	.167

TEAM STATISTICS

	TEXANS	OPP.
TOTAL FIRST DOWNS	259	239
Rushing/Passing/Penalty	119/125/15	76/143/20
TOTAL NET YARDS	4862	3951
Avg. Per Game	347.3	282.2
Total Plays	840	848
Avg. Per Play	5.8	4.7
NET YARDS RUSHING	2407	1250
Avg. Per Game	171.9	89.3
Total Rushes	479	351
Avg. Per Play	5.0	3.6
NET YARDS PASSING	2455	2701
Avg. Per Game	175.4	192.9
Sacked/Yards Lost	37/369	27/252
Gross Yards	2824	2953
Attempts/Completions	322/195	469/239
Pct. of Completions	60.6	51.0
Had Intercepted	17	32
PUNTS/AVERAGE	54/36.1	55/41.1
PUNT RETURNS/YARDS	27/236	26/219
KICKOFF RETURNS/YARDS	37/955	72/1592
PENALTIES/YARDS	66/644	74/650
FUMBLES/LOST	26/14	32/17
TOUCHDOWNS	50	29
Rushing/Passing	21/29	14/13
Defensive/Kicking Game	0/0	1/1
SAFETIES	0	0

SCORE BY PERIODS	1	2	3	4	Total
TEXANS TOTAL	103	96	61	129	389
Opp. Total	45	72	59	57	233

INDIVIDUAL STATISTICS

PASSING								
	Att.	Cmp.	Yds.	Pct.	TD	Int	LG	Rating
Dawson.....	310	189	2759	61.0	29	17	92	98.4
Wilson.....	11	6	65	54.5	0	0	22	72.1
Haynes.....	1	0	0	0.0	0	0	0	39.6
TEXANS TOTAL.....	322	195	2455	60.6	29	17	92	92.3
Opp. Total.....	469	239	2701	51.0	13	32	62	49.6
PASS RECEIVING								
	No.	Yds.	Avg.			LG	TD	
Burford.....	45	645	14.4			49	12	
Haynes.....	39	573	14.7			78	6	
Arbanas.....	29	469	16.2			47	6	
McClinton.....	29	333	11.5			24	0	
Miller.....	23	277	12.0			39	0	
Jackson.....	10	177	17.7			62	1	
Spikes.....	10	132	13.2			35	1	
Saxton.....	5	64	12.8			33	0	
Brooker.....	4	138	34.5			92	3	
Robinson.....	1	16	16.0			16	0	
TEXANS TOTAL.....	195	2824	14.5			92	29	
Opp. Total.....	239	2701	11.3			62	13	

RUSHING

	No.	Yds.	Avg.	LG	TD
Haynes	221	1049	4.8	71	13
McClinton	111	604	5.4	69	2
Dawson	38	252	6.6	22	3
Jackson	47	251	5.3	35	3
Spikes	57	232	4.1	17	0
Burford	1	13	13.0	13	0
Wilson	1	5	5.0	5	0
Saxton	3	1	0.3	9	0
TEXANS TOTAL	479	2407	5.0	71	21
Opp. Total	351	1250	3.6	49	16

TEAM LEADERS

Scoring: Abner Haynes	114 pts: 19 TDs, 0 PATs
INTs: Bobby Hunt	8-101 yds., 0 TDs
Punting: Eddie Wilson	47-1691 yds., 36.0 avg., 52 LG
Punt Returns: Frank Jackson	11-117 yds., 10.6 avg., 0 TDs
Kickoff Returns: Dave Grayson	18-535 yds., 29.7 avg., 0 TDs



6-8 • 2nd AFL West • Hank Stram

Preseason (4-1)

8/5	W	39-28	N.Y. Titans (Cobb Stadium, Dallas)	20,500
8/12	W	31-13	Denver (Midland, TX)	10,000
8/18	W	35-26	at Buffalo	33,376
8/25	W	29-27	Denver (Ft. Worth, TX)	20,000
9/3	L	10-31	at San Diego	15,232

Regular Season (6-8)

9/10	L	10-26	SAN DIEGO	24,500
9/24	W	42-35	at Oakland	6,700
10/1	W	26-21	HOUSTON	28,000
10/8	W	19-12	at Denver	14,500
10/15	L	24-27	at Buffalo	20,678
10/22	L	7-38	at Houston	23,228
10/29	L	17-18	BOSTON	20,500
11/3	L	21-28	at Boston (Fri) (N)	25,063
11/12	L	20-30	BUFFALO	15,000
11/19	L	14-24	at San Diego	33,788
11/26	W	43-11	OAKLAND	14,500
12/3	L	7-28	at N.Y. Titans	14,117
12/10	W	49-21	DENVER	8,000
12/17	W	35-24	N.Y. TITANS	12,500

REGULAR STARTERS

OFFENSE		DEFENSE	
WR	Chris Burford	LE	Paul Miller
LT	Charlie Diamond	LT	Paul Rochester
LG	Sid Fournet	RT	Ray Collins
C	Jim Barton	RE	Mel Branch
RG	Bill Krisher	LLB	E.J. Holub
RT	Jerry Cornelison	MLB	Sherrill Headrick
TE	Max Boydstrum	RLB	Smokey Stover
QB	Cotton Davidson	RLB	Walt Corey
LHB	Abner Haynes	LCB	Duane Wood
FB	Jack Spikes	RCB	David Webster
RHB	Johnny Robinson	LS	Don Flynn
K	Jack Spikes	RS	Jimmy Harris
		P	Cotton Davidson

ALL-STARs IN BOLD



AMERICAN FOOTBALL LEAGUE

Western Division

	W	L	T	Pct.
San Diego	12	2	0	.857
Dallas	6	8	0	.429
Denver	3	11	0	.214
Oakland	2	12	0	.143

Eastern Division

	W	L	T	Pct.
Houston	10	3	1	.769
Boston	9	4	1	.692
N.Y. Titans	7	7	0	.500
Buffalo	6	8	0	.429

AFL Championship

Houston 10, San Diego 3

NFL Championship

Green Bay 37, N.Y. Giants 0



NATIONAL FOOTBALL LEAGUE

Western Conference

	W	L	T	Pct.
Green Bay	11	3	0	.786
Detroit	8	5	1	.615
Baltimore	8	6	0	.571
Chicago	8	6	0	.571
San Francisco	7	6	1	.538
Los Angeles	4	10	0	.286
Minnesota	3	11	0	.214

Eastern Conference

	W	L	T	Pct.
N.Y. Giants	10	3	1	.769
Philadelphia	10	4	0	.714
Cleveland	8	5	1	.615
St. Louis	7	7	0	.500
Pittsburgh	6	8	0	.429
Dallas	4	9	1	.308
Washington	1	12	1	.077

TEAM STATISTICS

	TEXANS	OPP.
TOTAL FIRST DOWNS	247	248
Rushing/Passing/Penalty	112/122/13	89/139/20
TOTAL NET YARDS	4759	4302
Avg. Per Game	339.9	307.3
Total Plays	862	884
Avg. Per Play	5.5	4.9
NET YARDS RUSHING	2183	1525
Avg. Per Game	155.9	108.9
Total Rushes	439	410
Avg. Per Play	5.0	3.7
NET YARDS PASSING	2576	3077
Avg. Per Game	184.0	219.8
Sacked/Yards Lost	24/239	34/300
Gross Yards	2815	3377
Attempts/Completions	399/177	439/219
Pct. of Completions	44.4	49.9
Had Intercepted	27	25
PUNTS/AVERAGE	62/40.0	63/41.7
PUNT RETURNS/YARDS	26/219	17/176
KICKOFF RETURNS/YARDS	53/1465	65/1249
PENALTIES/YARDS	89/875	62/619
FUMBLES/LOST	32/18	31/18
TOUCHDOWNS	45	44
Rushing/Passing	23/18	18/21
Defensive/Kicking Game	1/1	2/3
SAFETIES	0	0

SCORE BY PERIODS	1	2	3	4	Total
TEXANS TOTAL	77	87	87	83	334
Opp. Total	36	127	41	139	343

INDIVIDUAL STATISTICS

PASSING									
	Att.	Cmp.	Yds.	Pct.	TD	Int	LG	Rating	
Davidson	330	151	2445	45.8	17	23	71	59.3	
Duncan	67	25	361	37.3	1	3	47	41.9	
Jackson	2	1	9	50.0	0	1	9	22.9	
TEXANS TOTALS	399	177	2576	44.4	18	27	71	52.7	
Opp. Total	439	219	2777	49.9	20	25	80	61.6	

PASS RECEIVING					
	No.	Yds.	Avg.	LG	TD
Burford	51	850	16.7	54	5
Robinson	35	601	17.2	71	5
Haynes	34	558	16.4	69	3
Dickinson	14	209	14.9	48	2
Jackson	13	171	13.2	52	2
Boydston	12	167	13.9	24	1
Spikes	8	136	17.0	46	0
Romeo	7	89	12.7	20	0
Pricer	2	21	10.5	11	0
Barnes	1	13	13.0	13	0
TEXANS TOTALS	177	2815	14.6	71	18
Opp. Total	219	2777	12.7	80	20

RUSHING					
	No.	Yds.	Avg.	LG	TD
Haynes	179	841	4.7	59	9
Jackson	65	386	5.9	49	3
Spikes	39	334	8.6	74	5
Dickinson	71	263	3.7	65	3
Robinson	52	200	3.9	45	2
Davidson	21	123	5.9	40	1
Duncan	5	42	8.5	19	0
Pricer	5	13	2.6	5	0
Gilliam	1	-6	-6.0	-6	0
Burford	1	-13	-13.0	-13	0
TEXANS TOTALS	439	2183	4.9	74	23
Opp. Total	410	1525	3.7	87	18

TEAM LEADERS

Scoring:	Jack Spikes	54 pts: 5 TDs, 10 PATs, 4 FGs
INTs:	David Webster	5-50 yds., 0 TDs
Punting:	Cotton Davidson	61-2479 yds., 40.6 avg., 62 LG
Punt Returns:	Abner Haynes	19-196 yds., 10.3 avg., 0 TDs
Kickoff Returns:	Dave Grayson	16-453 yds., 28.3 avg., 0 TDs



8-6 • 2nd AFL West • Hank Stram

Preseason (6-0)

7/31	W	20-13	at Oakland	13,000
8/6	W	27-10	Houston (Tulsa, OK)	12,000
8/14	W	24-14	at Boston	11,000
8/20	W	38-14	N.Y. Titans (Abilene, TX)	8,000
8/27	W	48-0	Denver (Little Rock, AR)	5,500
9/2	W	24-3	HOUSTON	51,000

Regular Season (8-6)

9/10	L	20-21	at L.A. Chargers (Sat) (N)	17,724
9/16	W	34-16	at Oakland (Fri) (N)	8,021
9/25	W	17-0	L.A. CHARGERS	42,000
10/2	L	35-37	N.Y. TITANS	37,500
10/9	L	19-20	OAKLAND	21,000
10/16	L	10-20	at Houston	19,026
10/30	W	17-14	at Denver	13,102
11/6	W	45-28	at Buffalo	19,610
11/13	W	34-7	DENVER	21,000
11/18	L	14-42	at Boston (Fri) (N)	14,721
11/24	L	35-41	at N.Y. Titans (Thur)(Thns)	14,344
12/4	W	24-0	HOUSTON	20,000
12/11	W	34-0	BOSTON	12,000
12/18	W	24-7	BUFFALO	18,000

REGULAR STARTERS

OFFENSE		DEFENSE	
WR	Chris Burford	LE	Paul Miller
LT	Charlie Diamond	LT	Walter (Buffalo) Napier
LG	Sid Fournet	RT	Ray Collins
C	Jim Barton	RE	Mel Branch
RG	Bill Krisher	LLB	Ted Greene
RT	Jerry Cornelison	MLB	Sherrill Headrick
TE	Bob Bryant	RLB	Smokey Stover
	Max Boydstrum		Walt Corey
QB	Cotton Davidson	LCB	Duane Wood
LHB	Abner Haynes	RCB	David Webster
FB	Jack Spikes	LS	Don Flynn
RHB	Johnny Robinson	RS	Jimmy Harris
K	Jack Spikes	P	Cotton Davidson

ALL-AFL IN BOLD*

*As selected by The Sporting News. No AFL All-Star game was played following the league's initial season in 1960.



AMERICAN FOOTBALL LEAGUE

Western Division

	W	L	T	Pct.
L.A. Chargers	10	4	0	.714
Dallas	8	6	0	.571
Oakland	6	8	0	.429
Denver	4	9	1	.308

Eastern Division

	W	L	T	Pct.
Houston	10	4	0	.714
N.Y. Titans	7	7	0	.500
Buffalo	5	8	1	.385
Boston	5	9	0	.357

AFL Championship

Houston 24, L.A. Chargers 16

NFL Championship

Philadelphia 17, Green Bay 13



NATIONAL FOOTBALL LEAGUE

Western Conference

	W	L	T	Pct.
Green Bay	8	4	0	.667
Detroit	7	5	0	.583
San Francisco	7	5	0	.583
Baltimore	6	6	0	.500
Chicago	5	6	1	.455
L.A. Rams	4	7	1	.364
Dallas	0	11	1	.000

Eastern Conference

	W	L	T	Pct.
Philadelphia	10	2	0	.833
Cleveland	8	3	1	.727
N.Y. Giants	6	4	2	.600
St. Louis	6	5	1	.545
Pittsburgh	5	6	1	.455
Washington	1	9	2	.100

TEAM STATISTICS

	TEXANS	OPP.
TOTAL FIRST DOWNS	272	253
Rushing/Passing/Penalty	119/136/17	76/147/30
TOTAL NET YARDS	4645	3982
Avg. Per Game	331.8	284.4
Total Plays	918	924
Avg. Per Play	5.1	4.3
NET YARDS RUSHING	1814	980
Avg. Per Game	129.6	70.0
Total Rushes	483	421
Avg. Per Play	3.8	2.3
*NET YARDS PASSING	2634	2644
Avg. Per Game	188.1	188.9
Yards Lost Att. to Pass	197	358
Gross Yards	2831	3002
Attempts/Completions	435/209	503/261
Pct. of Completions	48.0	51.9
Had Intercepted	19	32
PUNTS/AVERAGE	61/39.3	79/36.9
PUNT RETURNS/YARDS	33/496	27/151
KICKOFF RETURNS/YARDS	41/845	55/1330
PENALTIES/YARDS	80/743	59/569
FUMBLES/LOST	30/18	34/16
TOUCHDOWNS	46	35
Rushing/Passing	24/16	14/19
Defensive/Kicking Game	5/1	1/1
SAFETIES	0	0

SCORE BY PERIODS	1	2	3	4	Total
TEXANS TOTAL	61	106	68	127	362
Opp. Total	69	68	59	57	253

*Reflects yards lost attempting to pass.

INDIVIDUAL STATISTICS

PASSING									
	Att.	Cmp.	Yds.	Pct.	TD	Int	LG	Rating	
Davidson	379	179	2474	47.2	15	16	74	64.5	
Enis	54	30	357	55.6	1	2	39	66.9	
Haynes	1	0	0	0.0	0	0	0	39.6	
Robinson	1	0	0	0.0	0	1	0	0.0	
TEXANS TOTALS	435	209	2831	48.0	16	19	74	63.2	
Opp. Total	406	209	2703	51.5	11	27	46	83.8	

PASS RECEIVING					
	No.	Yds.	Avg.	LG	TD
Haynes	55	576	10.5	34	3
Burford	46	789	17.2	57	5
Robinson	41	611	14.9	74	4
Boydston	29	357	12.3	25	3
Spikes	11	158	14.4	25	0
Johnson	10	174	17.4	36	1
Bernet	4	49	12.3	15	0
Dickinson	3	38	12.7	21	0
Davidson	1	-1	-1.0	-1	0
TEXANS TOTALS	209	2831	13.5	74	16
Opp. Total	261	3002	11.5	46	19

*Yards lost attempting to pass (sack yards) were counted as negative rushing yards during the AFL's inaugural season.

TEAM LEADERS

Scoring:	Jack Spikes	104 pts: 5 TDs, 35 PATs, 13 FGs
INTs:	David Webster	6-156 yds., 2 TDs
Punting:	Cotton Davidson	58-2287 yds., 39.4 avg., 62 LG
Punt Returns:	Abner Haynes	14-215 yds., 15.4 avg., 0 TDs
Kickoff Returns:	Abner Haynes	19-434 yds., 22.8 avg., 0 TDs

ALL-TIME REVIEW

YEAR-BY-YEAR RESULTS

<i>Year</i>	<i>Rec.</i>	<i>Head Coach</i>	<i>Division Finish</i>	<i>Year</i>	<i>Rec.</i>	<i>Head Coach</i>	<i>Division Finish</i>
1960	8-6	Hank Stram	2nd AFL West	1989	8-7-1	Marty Schottenheimer	2nd AFC West
1961	6-8	Hank Stram	2nd AFL West	1990	11-5	Marty Schottenheimer	2nd AFC West
1962	11-3	Hank Stram	1st AFL West	1991	10-6	Marty Schottenheimer	2nd AFC West
1963	5-7-2	Hank Stram	3rd AFL West	1992	10-6	Marty Schottenheimer	2nd AFC West
1964	7-7	Hank Stram	2nd AFL West	1993	11-5	Marty Schottenheimer	1st AFC West
1965	7-5-2	Hank Stram	3rd AFL West	1994	9-7	Marty Schottenheimer	2nd AFC West
1966	11-2-1	Hank Stram	1st AFL West	1995	13-3	Marty Schottenheimer	1st AFC West
1967	9-5	Hank Stram	2nd AFL West	1996	9-7	Marty Schottenheimer	2nd AFC West
1968	12-2	Hank Stram	1st AFL West	1997	13-3	Marty Schottenheimer	1st AFC West
1969	11-3	Hank Stram	2nd AFL West	1998	7-9	Marty Schottenheimer	4th AFC West
1970	7-5-2	Hank Stram	2nd AFC West	1999	9-7	Gunther Cunningham	2nd AFC West
1971	10-3-1	Hank Stram	1st AFC West	2000	7-9	Gunther Cunningham	3rd AFC West
1972	8-6	Hank Stram	2nd AFC West	2001	6-10	Dick Vermeil	4th AFC West
1973	7-5-2	Hank Stram	2nd AFC West	2002	8-8	Dick Vermeil	4th AFC West
1974	5-9	Hank Stram	3rd AFC West	2003	13-3	Dick Vermeil	1st AFC West
1975	5-9	Paul Wiggin	3rd AFC West	2004	7-9	Dick Vermeil	3rd AFC West
1976	5-9	Paul Wiggin	4th AFC West	2005	10-6	Dick Vermeil	2nd AFC West
1977	2-12	Paul Wiggin (1-6) Tom Bettis (1-6)*	5th AFC West	2006	9-7	Herm Edwards	2nd AFC West
1978	4-12	Marv Levy	5th AFC West	2007	4-12	Herm Edwards	3rd AFC West
1979	7-9	Marv Levy	5th AFC West	2008	2-14	Herm Edwards	4th AFC West
1980	8-8	Marv Levy	3rd AFC West	2009	4-12	Todd Haley	4th AFC West
1981	9-7	Marv Levy	3rd AFC West	2010	10-6	Todd Haley	1st AFC West
1982	3-6	Marv Levy	4th AFC West	2011	7-9	Todd Haley (5-8) Romeo Crennel (2-1)**	4th AFC West
1983	6-10	John Mackovic	5th AFC West	2012	2-14	Romeo Crennel	4th AFC West
1984	8-8	John Mackovic	4th AFC West	2013	11-5	Andy Reid	2nd AFC West
1985	6-10	John Mackovic	5th AFC West	2014	9-7	Andy Reid	2nd AFC West
1986	10-6	John Mackovic	2nd AFC West	2015	11-5	Andy Reid	2nd AFC West
1987	4-11	Frank Gansz	5th AFC West	2016	12-4	Andy Reid	1st AFC West
1988	4-11-1	Frank Gansz	5th AFC West	2017	10-6	Andy Reid	1st AFC West

*Bettis replaced Wiggin after seven games in '77.

**Crennel replaced Haley after 13 games in '11.

ALL-TIME ATTENDANCE



HOME ATTENDANCE

Year	Preseason	Regular Season	Total
1960	51,000	171,500	222,500
1961	20,500	123,000	143,500
1962	(none)	155,409	155,409
1963	12,856	150,567	163,423
1964	28,653	126,881	155,534
1965	28,289	150,449	178,738
1966	25,270	259,071	284,341
1967	33,041	315,006	348,047
1968	91,231	338,911	430,142
1969	75,300	345,519	420,819
1970	38,341	354,481	392,822
1971	111,796	351,705	463,501
1972	312,428	509,291	821,719
1973	282,747	459,519	742,266
1974	167,384	413,714	581,098
1975	148,068	424,265	572,333
1976	120,281	378,011	498,292
1977	121,931	357,393	479,324
1978	81,976	342,863	424,839
1979	76,792	451,583	528,375
1980	77,934	410,486	488,420
1981	83,649	506,634	590,283
1982	82,205	123,042	205,247
1983	66,955	379,794	446,749
1984	67,304	396,051	463,355
1985	73,780	360,158	433,938
1986	69,978	385,335	455,313
1987	83,051	282,018	365,069
1988	68,830	406,249	475,079
1989	77,925	487,056	564,981
1990	83,254	560,193	643,447
1991	113,358	598,094	711,452
1992	137,038	581,924	718,962
1993	146,580	606,222	752,802
1994	145,846	613,870*	759,716
1995	147,036	625,936*	772,972
1996	151,499	610,617*	762,116
1997	149,698	610,192*	759,890
1998	140,580	589,038**	729,618
1999	151,444	629,545**	780,989
2000	151,802	631,365	783,167
2001	153,348	617,488	770,836
2002	146,916	625,503	772,419
2003	149,464	627,840	777,304
2004	151,514	623,008	774,522
2005	150,331	623,325	773,656
2006	145,197	623,275	768,472
2007	142,500	614,217	756,717
2008	135,889	592,622	728,511
2009	131,334	540,114	671,448
2010	128,652	541,380	670,032
2011	135,374	576,659	712,033
2012	128,082	548,070	676,152
2013	129,487	602,877	732,364
2014	144,393	599,743	744,136
2015	141,728	602,228^	743,956
2016	139,971	587,624	727,595
2017	66,979	592,851	659,830
TOTALS	6,418,789	26,711,781	33,130,570

HOME PLAYOFF GAMES: 1971 - Miami (50,374); 1991-L.A.Raiders(75,827); 1993-Pittsburgh(74,515); 1995 - Indianapolis (77,594); 1997 - Denver (76,965); 2003 - Indianapolis (79,159); 2010 - Baltimore (72,190) 2016 - Pittsburgh (75,678); 2017 - Tennessee (73,319)

TOTAL HOME PLAYOFF ATTENDANCE:

665,621

SUPER BOWL I ATTENDANCE (Jan. 15, 1967):

61,946

SUPER BOWL IV ATTENDANCE (Jan. 11, 1970):

80,998

TOTAL 26-GAME PLAYOFF ATTENDANCE:

1,793,068

*Led NFL **Led NFL in paid attendance

Note: Paid attendance became NFL standard in '98. ^Includes game at London's Wembley Stadium

ROAD ATTENDANCE

Year	Preseason	Regular Season	Total
1960	49,500	110,321	159,821
1961	78,608	138,111	216,719
1962	92,085	163,727	255,812
1963	50,362	151,391	201,753
1964	65,806	175,302	241,108
1965	39,299	219,668	258,967
1966	90,175	248,153	338,328
1967	176,813	277,459	454,272
1968	122,233	282,863	405,096
1969	151,825	312,502	464,327
1970	333,210	355,837	689,047
1971	161,265	417,131	578,396
1972	98,976	424,802	523,778
1973	106,954	344,453	451,407
1974	88,716	320,672	409,388
1975	110,785	325,951	436,736
1976	79,098	326,374	405,472
1977	85,572	369,485	455,057
1978	93,496	432,554	526,050
1979	93,572	414,784	508,356
1980	68,687	397,275	465,962
1981	69,384	455,301	524,685
1982	86,511	290,799	377,310
1983	98,973	414,394	513,367
1984	52,944	483,068	536,012
1985	77,616	452,300	529,916
1986	78,250	470,670	548,920
1987	116,326	375,074	491,400
1988	55,730	415,291	471,021
1989	119,871	448,002	567,873
1990	105,722	446,789	552,511
1991	86,391	483,397	569,788
1992	92,454	451,620	544,074
1993	98,567	511,814	610,381
1994	136,499	544,122	680,621
1995	76,971	511,326	588,297
1996	96,239	462,935	559,174
1997	119,147	532,485	651,632
1998	146,670	516,071	662,741
1999	102,937	495,686	598,623
2000	132,283	483,907	616,190
2001	114,086	503,189	617,275
2002	112,147	540,674	652,821
2003	127,591	536,032	663,623
2004	137,633	527,720	665,353
2005	128,905	557,385	686,290
2006	146,332	544,237	690,569
2007	135,025	529,454	664,479
2008	120,940	549,606	670,546
2009	109,398	509,419	618,817
2010	107,112	528,400	635,512
2011	138,245	530,547	668,792
2012	121,271	491,973	613,244
2013	123,932	515,130	639,062
2014	144,094	527,508	671,602
2015	99,929	528,579	628,508
2016	142,463	528,590	671,053
2017	116,255	541,315	657,570
TOTALS	6,311,880	24,443,624	30,755,504

AWAY PLAYOFF GAMES: 1962 - Houston (37,981);

1966 - Buffalo (42,080); 1968 - Oakland (54,444);

1969 - N.Y. Jets (62,977); Oakland (54,443);

1986 - N.Y. Jets (69,307); 1990 - Miami

(67,276);

1991 - Buffalo (80,182); 1992 - San Diego

(58,278);

1993 - Houston (64,011); Buffalo (76,642);

1994 - Miami (67,487); 2006 - Indianapolis

(57,215); 2013 - Indianapolis (63,551);

2015 - Houston (71,800); New England

(66,829).

TOTAL AWAY PLAYOFF ATTENDANCE: 994,503

ATTENDANCE RECORDS

LARGEST CROWD – REGULAR SEASON

Home – Chiefs vs. Seattle
October 2, 2000 – 82,893*
Chiefs vs. Oakland
November 5, 1972 – 82,094

Road – Chiefs at Dallas
November 5, 2017 – 93,273

LARGEST CROWD – POSTSEASON

Chiefs vs. Vikings at New Orleans
January 11, 1970 – 80,998

LARGEST CROWD – PRESEASON

Chiefs vs. Dallas at Arrowhead
September 2, 1972 – 79,592

*Arrowhead Stadium Attendance: 78,502; Kauffman Stadium Attendance: 4,391

REGULAR SEASON HOME/ROAD RECORDS

HOME RECORD

Year	W	L	T	Pct.	Year	W	L	T	Pct.	Year	W	L	T	Pct.
1960	5	2	0	.714	1979	3	5	0	.375	1999	6	2	0	.750
1961	4	3	0	.571	1980	3	5	0	.375	2000	5	3	0	.625
1962	6	1	0	.857	1981	5	3	0	.625	2001	3	5	0	.375
1963	4	3	0	.571	1982	2	2	0	.500	2002	6	2	0	.750
1964	4	3	0	.571	1983	5	3	0	.625	2003	8	0	0	1.000
1965	5	2	0	.714	1984	5	3	0	.625	2004	4	4	0	.500
1966	4	2	1	.643	1985	5	3	0	.625	2005	7	1	0	.875
1967	4	3	0	.571	1986	6	2	0	.750	2006	6	2	0	.750
1968	6	1	0	.857	1987	3	4	0	.429	2007	2	6	0	.250
1969	6	1	0	.857	1988	4	4	0	.500	2008	1	7	0	.125
1970	4	1	2	.727	1989	5	3	0	.625	2009	1	7	0	.125
1971	7	0	0	1.000	1990	6	2	0	.750	2010	7	1	0	.875
1972	3	4	0	.429	1991	6	2	0	.750	2011	3	5	0	.375
1973	5	1	1	.786	1992	7	1	0	.875	2012	1	7	0	.125
1974	1	6	0	.143	1993	7	1	0	.875	2013	5	3	0	.625
1975	3	4	0	.429	1994	5	3	0	.625	2014	6	2	0	.750
1976	1	6	0	.143	1995	8	0	0	1.000	2015*	6	2	0	.750
1977	1	6	0	.143	1996	5	3	0	.625	2016	6	2	0	.750
1978	3	5	0	.375	1997	8	0	0	.000	2017	6	2	0	.750
					1998	5	3	0	.625					

*Includes International Series Game

ROAD RECORD

Year	W	L	T	Pct.	Year	W	L	T	Pct.	Year	W	L	T	Pct.
1960	3	4	0	.429	1979	4	4	0	.500	1999	3	5	0	.375
1961	2	5	0	.286	1980	5	3	0	.625	2000	2	6	0	.250
1962	5	2	0	.714	1981	4	4	0	.500	2001	3	5	0	.375
1963	1	4	2	.286	1982	1	4	0	.286	2002	2	6	0	.250
1964	3	4	0	.429	1983	1	7	0	.125	2003	5	3	0	.625
1965	2	3	2	.429	1984	3	5	0	.375	2004	3	5	0	.375
1966	7	0	0	1.000	1985	1	7	0	.125	2005	3	5	0	.375
1967	5	2	0	.714	1986	4	4	0	.500	2006	3	5	0	.375
1968	6	1	0	.857	1987	1	7	0	.125	2007	2	6	0	.250
1969	5	2	0	.714	1988	0	7	1	.063	2008	1	7	0	.125
1970	3	4	0	.429	1989	3	4	1	.438	2009	3	5	0	.375
1971	3	3	1	.500	1990	5	3	0	.625	2010	3	5	0	.375
1972	5	2	0	.714	1991	4	4	0	.500	2011	4	4	0	.500
1973	2	4	1	.357	1992	3	5	0	.375	2012	1	7	0	.125
1974	4	3	0	.571	1993	4	4	0	.500	2013	6	2	0	.750
1975	2	5	0	.286	1994	4	4	0	.500	2014	3	5	0	.375
1976	4	3	0	.571	1995	5	3	0	.625	2015	5	3	0	.625
1977	1	6	0	.143	1996	4	4	0	.500	2016	6	2	0	.750
1978	1	7	0	.125	1997	5	3	0	.625	2017	4	4	0	.500
					1998	2	6	0	.250					

57-YEAR TOTALS

	W	L	T	Pct.		W	L	T	Pct.
Home Games	268	169	4	.612	Playoff Games — Home	2	7	0	.256
Road Games	189	246	8	.436	Playoff Games — Road	6	10	0	.375
Regular Season Totals	457	415	12	.524	Super Bowls	1	1	0	.500
Regular and Postseason Totals	466	433	12	.518	Postseason Totals	9	18	0	.346

CHIEFS VS. AFC WEST

Year	Den	Oak/L.A.	S.D.	Sea	Home	Road	Total
1970	1-1	0-1-1	1-1	—	2-0-1	0-3	2-3-1
1971	2-0	1-0-1	1-1	—	3-0	1-1-1	4-1-1
1972	2-0	1-1	1-1	—	2-1	2-1	4-2
1973	1-1	1-1	2-0	—	3-0	1-2	4-2
1974	1-1	0-2	1-1	—	0-3	2-1	2-4
1975	1-1	1-1	1-1	—	1-2	1-2	3-3
1976	0-2	0-2	1-1	—	0-3	*2-2	*2-5
1977	0-2	0-2	1-1	0-1	0-4	1-2	1-6
1978	0-2	0-2	1-1	0-2	1-3	0-4	1-7
1979	0-2	2-0	0-2	2-0	2-2	2-2	4-4
1980	2-0	1-1	0-2	1-1	1-3	3-1	4-4
1981	1-1	2-0	0-2	2-0	3-1	2-2	5-3
1982	1-0	0-1	1-0	0-0	1-1	1-0	2-1
1983	1-1	0-2	0-2	1-1	2-2	0-4	2-6
1984	1-1	0-2	2-0	1-1	3-1	1-3	4-4
1985	0-2	1-1	1-1	1-1	3-1	0-4	3-5
1986	1-1	1-1	2-0	1-1	3-1	2-2	5-3
1987	0-2	1-1	1-1	1-1	3-1	0-4	3-5
1988	1-1	0-2	0-2	1-1	2-2	0-4	2-6
1989	0-2	1-1	0-2	2-0	2-2	1-3	3-5
1990	1-1	2-0	2-0	0-2	3-1	2-2	5-3
1991	0-2	2-0	2-0	2-0	3-1	3-1	6-2
1992	1-1	1-1	2-0	2-0	4-0	2-2	6-2
1993	1-1	2-0	2-0	2-0	4-0	3-1	7-1
1994	1-1	2-0	0-2	1-1	2-2	2-2	4-4
1995	2-0	2-0	2-0	2-0	4-0	4-0	8-0
1996	1-1	1-1	0-2	2-0	3-1	1-3	4-4
1997	1-1	2-0	2-0	2-0	4-0	3-1	7-1
1998	0-2	2-0	1-1	1-1	3-1	1-3	4-4
1999	2-0	1-1	1-1	0-2	2-2	2-2	4-4
2000	2-0	0-2	1-1	2-0	3-1	2-2	5-3
2001	1-1	0-2	2-0	1-1	3-1	1-3	4-4
2002	0-2	1-1	1-1	—	2-1	0-3	2-4
2003	1-1	2-0	2-0	—	3-0	2-1	5-1
2004	1-1	2-0	0-2	—	2-1	1-2	3-3
2005	1-1	2-0	1-1	—	3-0	1-2	4-2
2006	1-1	2-0	1-1	—	3-0	1-2	4-2
2007	0-2	1-1	1-1	—	0-3	2-1	2-4
2008	1-1	1-1	0-2	—	1-2	1-2	2-4
2009	1-1	1-1	0-2	—	0-3	2-1	2-4
2010	1-1	0-2	1-1	—	2-1	0-3	2-4
2011	1-1	1-1	1-1	—	1-2	2-1	3-3
2012	0-2	0-2	0-2	—	0-3	0-3	0-6
2013	0-2	2-0	0-2	—	1-2	1-2	2-4
2014	0-2	1-1	2-0	—	2-1	1-2	3-3
2015	1-1	2-0	2-0	—	2-1	3-0	5-1
2016	2-0	2-0	2-0	—	3-0	3-0	6-0
2017	2-0	1-1	2-0	—	3-0	2-1	5-1

*Includes a win over Tampa Bay, who was an AFC West member in '76.

NOTE: Chart begins in 1970 when AFC West was formed with AFL-NFL merger. Includes only regular season contests.

CHIEFS VS. NFC

OVERALL RECORD

Year	W	L	T	Pct.
1970	0	2	1	.167
1971	2	1	0	.667
1972	2	1	0	.667
1973	1	1	1	.500
1974	1	2	0	.333
1975	2	1	0	.667
1976	1	1	0	.500
1977	1	1	0	.500
1978	0	2	0	.000
1979	0	2	0	.000
1980	2	0	0	1.000
1981	2	2	0	.500
1982	0	3	0	.000
1983	2	2	0	.500
1984	1	1	0	.500
1985	2	2	0	.500
1986	1	1	0	.500
1987	1	2	0	.333
1988	0	2	0	.000
1989	2	0	0	1.000
1990	4	0	0	1.000
1991	2	2	0	.500
1992	2	2	0	.500
1993	2	2	0	.500
1994	3	1	0	.750
1995	3	1	0	.750
1996	4	0	0	1.000
1997	4	0	0	1.000
1998	3	1	0	.750
1999	2	2	0	.500
2000	2	2	0	.500
2001	1	3	0	.250
2002	2	2	0	.500
2003	3	1	0	.750
2004	1	3	0	.250
2005	1	3	0	.250
2006	4	0	0	1.000
2007	1	3	0	.250
2008	0	4	0	.000
2009	1	3	0	.250
2010	4	0	0	1.000
2011	3	1	0	.750
2012	2	2	0	.500
2013	4	0	0	1.000
2014	2	2	0	.500
2015	1	3	0	.250
2016	3	1	0	.750
2017	2	2	0	.500
Totals	89	75	2	.536

HOME RECORD

Year	W	L	T	Pct.
1970	0	1	1	.250
1971	1	0	0	1.000
1972	0	1	0	.000
1973	1	1	0	.500
1974	0	2	0	.000
1975	1	1	0	.500
1976	0	1	0	.000
1977	1	0	0	1.000
1978	0	1	0	.000
1979	0	1	0	.000
1980	1	0	0	1.000
1981	1	1	0	.500
1982	0	1	0	.000
1983	2	0	0	1.000
1984	1	0	0	1.000
1985	1	1	0	.500
1986	1	0	0	1.000
1987	0	1	0	.000
1988	0	1	0	.000
1989	1	0	0	1.000
1990	2	0	0	1.000
1991	1	1	0	.500
1992	2	0	0	1.000
1993	1	1	0	.500
1994	1	1	0	.500
1995	2	0	0	1.000
1996	2	0	0	1.000
1997	2	0	0	1.000
1998	2	0	0	1.000
1999	2	0	0	1.000
2000	2	0	0	1.000
2001	0	2	0	.000
2002	2	0	0	1.000
2003	2	0	0	1.000
2004	1	1	0	.500
2005	1	1	0	.500
2006	2	0	0	1.000
2007	1	1	0	.500
2008	0	2	0	.000
2009	0	2	0	.000
2010	2	0	0	1.000
2011	2	0	0	1.000
2012	1	1	0	.500
2013	2	0	0	1.000
2014	2	0	0	1.000
2015	1*	1	0	.500
2016	1	1	0	.500
2017	2	0	0	1.000
Totals	52	29	1	.634

*Includes game in London

ROAD RECORD

Year	W	L	T	Pct.
1970	0	1	0	.000
1971	1	1	0	.500
1972	2	0	0	1.000
1973	0	0	1	.500
1974	1	0	0	1.000
1975	1	0	0	1.000
1976	1	0	0	1.000
1977	0	1	0	.000
1978	0	1	0	.000
1979	0	1	0	.000
1980	1	0	0	1.000
1981	1	1	0	.500
1982	0	2	0	.000
1983	0	2	0	.000
1984	0	1	0	.000
1985	1	1	0	.500
1986	0	1	0	.000
1987	1	1	0	.500
1988	0	1	0	.000
1989	1	0	0	1.000
1990	2	0	0	1.000
1991	1	1	0	.500
1992	0	2	0	.000
1993	1	1	0	.500
1994	2	0	0	1.000
1995	1	1	0	.500
1996	2	0	0	1.000
1997	2	0	0	1.000
1998	1	1	0	.500
1999	0	2	0	.000
2000	0	2	0	.000
2001	1	1	0	.500
2002	0	2	0	.000
2003	1	1	0	.500
2004	0	2	0	.000
2005	0	2	0	.000
2006	2	0	0	1.000
2007	0	2	0	.000
2008	0	2	0	.000
2009	1	1	0	.500
2010	2	0	0	1.000
2011	1	1	0	.500
2012	1	1	0	.500
2013	2	0	0	1.000
2014	0	2	0	.000
2015	0	2	0	.000
2016	2	0	0	1.000
2017	0	2	0	.000
Totals	36	46	1	.434

CHIEFS ON MONDAY NIGHT FOOTBALL



RECORD: 25-18 (.581)





The second-ever regular season telecast of ABC's Monday Night Football featured the defending World Champion Kansas City Chiefs at Baltimore (9/28/70). While Don McCafferty's Colts eventually go on to defeat the Dallas Cowboys in Super Bowl V, the Chiefs would get a convincing 44-24 win in this prime-time showdown. Four of QB Len Dawson's pass attempts on the night went for TDs. The Chiefs forced seven Baltimore turnovers including three interceptions by S Johnny Robinson and two by CB Emmitt Thomas, allowing RB Ed Podolak to grind out the game.


9/28/70	@ Baltimore	W	44-24
10/18/71	PITTSBURGH	W	38-16
12/6/71	@ San Francisco	W	26-17
9/25/72	@ New Orleans	W	20-17
10/29/73	@ Buffalo	L	14-23
11/12/73	CHICAGO	W	19-7
11/18/74	@ Denver	W	42-34
11/10/75	@ Dallas	W	34-31
9/20/76	OAKLAND	L	21-24
10/3/77	OAKLAND	L	28-37
9/12/83	SAN DIEGO	L	14-17
9/17/90	@ Denver	L	23-24
9/16/91	@ Houston	L	7-17
10/7/91	BUFFALO	W	33-6
10/28/91	L.A. RAIDERS	W	24-21
9/28/92	L.A. RAIDERS	W	27-7
9/20/93	DENVER	W	15-7
11/8/93	GREEN BAY	W	23-16
10/17/94	@ Denver	W	31-28
12/12/94	@ Miami	L	28-45
10/9/95	SAN DIEGO	W	29-23 (OT)
12/11/95	@ Miami	L	6-13
10/7/96	PITTSBURGH	L	7-17
12/9/96	@ Oakland	L	7-26
9/8/97	@ Oakland	W	28-27
11/3/97	PITTSBURGH	W	13-10
10/26/98	PITTSBURGH	L	13-20
11/16/98	DENVER	L	7-30
10/2/00	SEATTLE	W	24-17
12/4/00	@ New England	L	24-30
10/20/03	@ Oakland	W	17-10
10/4/04	@ Baltimore	W	27-24
11/22/04	NEW ENGLAND	L	19-27
12/13/04	@ Tennessee	W	49-38
9/26/05	@ Denver	L	10-30
9/13/10	SAN DIEGO	W	21-14
10/31/11	SAN DIEGO	W	23-20 (OT)
11/21/11	@ New England	L	3-34
11/12/12	@ Pittsburgh	L	13-16 (OT)
9/29/14	NEW ENGLAND	W	41-14
9/28/15	@ Green Bay	L	28-38
10/2/17	WASHINGTON	W	29-20
10/30/17	DENVER	W	29-19





CHIEFS VS. THE NFL


 ARIZONA CARDINALS 8-3-1 (.708)	Regular Season: 8-3-1 Postseason: 0-0	Home: 4-0-1 Away: 4-3-0
1970 11/22 KC T 6-6 1974 12/1 STL W 17-13 1980 11/23 STL W 21-13 1983 10/2 KC W 38-14 1986 11/23 STL L 14-23	1995 10/1 ARZ W 24-3 1998 11/29 KC W 34-24 2001 10/21 ARZ L 16-24 2002 12/1 KC W 49-0 2006 10/8 ARZ W 23-20	2010 11/21 KC W 31-13 2014 12/7 ARZ L 14-17 Total Points: KC 287 - ARZ 170
Longest KC winning streak: 3 (1974-83) Municipal Stadium: 0-0-1 (.500) Arrowhead Stadium: 4-0-0 (1.000)	Longest KC losing streak: 1 (Three) Busch Stadium: 2-1-0 (.667) Sun Devil Stadium: 1-1-0 (.500) University of Phoenix Stadium: 1-1-0 (.500)	
Cardinals home sites: Busch Stadium 1970-87; Sun Devil Stadium - Tempe, AZ 1988-2005; University of Phoenix Stadium 2006-present. Franchise in St. Louis prior to 1988 and was known as Phoenix Cardinals from 1988-92.		


 ATLANTA FALCONS 6-3-0 (.667)	Regular Season: 6-3-0 Postseason: 0-0	Home: 3-1-0 Away: 3-2-0
1972 12/17 ATL W 17-14 1985 12/8 KC W 38-10 1991 9/1 KC W 14-3 1994 9/18 ATL W 30-10	2000 12/24 ATL L 13-29 2004 10/24 KC W 56-10 2008 9/21 ATL L 14-38 2012 9/9 KC L 24-40	2016 12/4 ATL W 29-28 Total Points: KC 235 - ATL 182
Longest KC winning streak: 4 (1972-94) Arrowhead Stadium: 3-1-0 (.750)	Longest KC losing streak: 2 Atlanta Fulton County Stadium: 1-0-0 (1.000) Georgia Dome: 2-2-0 (.500)	
Falcons home sites: Atlanta Fulton County Stadium 1970-91; Georgia Dome 1992-16; Mercedes-Benz Stadium		

 BALTIMORE RAVENS 4-4-0 (.500)	Regular Season: 4-3-0 Postseason: 0-1	Home: 0-3-0 Away: 4-1-0
1999 10/21 BAL W 35-8 2003 9/28 BAL W 17-10 2004 10/4 BAL W 27-24	2006 12/10 KC L 10-20 2009 9/13 BAL L 24-38 2010 1/9 KC L 7-30 a	2012 10/7 KC L 6-9 2015 12/20 BAL W 34-14 Total Points: KC 160 - BAL 153
a - AFC Wild Card Game Longest KC winning streak: 3 (1999-04) Arrowhead Stadium: 0-3-0 (.000) Ravens home sites: Baltimore Memorial Stadium 1996-97; M&T Bank Stadium 1998-present, known as Stadium at Camden Yards 1998 and PSINet Stadium 1999-02.		
Longest KC losing streak: 4 (2006-2012) M&T Bank Stadium: 4-1-0 (.800)		


 BUFFALO BILLS 21-26-1 (.438)	Regular Season: 20-24-1 Postseason: 1-2	Home: 13-12-0 Away: 8-14-1
1960 11/6 BUF W 45-28 1961 12/18 DAL W 24-7 1961 10/15 BUF L 24-27 1961 11/12 DAL L 20-30 1962 9/30 DAL W 41-21 1962 12/2 BUF L 14-23 1963 9/22 BUF T 27-27 1963 10/13 KC L 26-35 1964 9/13 BUF L 17-34 1964 10/18 KC L 22-35 1965 10/17 KC L 7-23 1965 12/12 BUF L 25-34 1966 9/11 BUF W 42-20 1966 10/2 KC L 14-29 11/1/67 BUF W 31-7 a 1967 12/3 KC W 23-13 1968 10/5 BUF W 18-7	1969 11/2 BUF W 29-7 1969 12/7 KC W 22-19 1971 12/19 KC W 22-9 1973 10/29 BUF L 14-23 1976 10/3 BUF L 17-50 1978 10/1 BUF L 13-28 1978 12/3 KC W 14-10 1982 9/12 BUF L 9-14 1983 12/4 KC L 9-14 1986 9/28 BUF W 20-17 1986 11/30 KC L 14-17 1991 10/7 KC W 33-6 1/5/92 BUF L 14-37 b 1993 11/28 KC W 23-7 1/23/94 BUF L 13-30 c 1994 10/30 BUF L 10-44 1996 12/22 BUF L 9-20	1997 9/14 KC W 22-16 2000 11/19 KC L 17-21 2002 11/17 KC W 17-16 2003 10/26 KC W 38-5 2005 11/13 BUF L 3-14 2008 11/23 KC L 31-54 2009 12/13 KC L 10-16 2010 10/31 KC W 13-10 OT 2011 9/11 KC L 7-41 2012 9/16 BUF L 17-35 2013 11/3 BUF W 23-13 2014 11/9 BUF W 17-13 2015 11/29 KC W 30-22 2017 11/26 KC L 10-16 Total Points: KC 960 - BUF 1,044
a - AFL Championship Game Longest KC winning streak: 6 (1966-71) Cotton Bowl: 2-1-0 (.667) Municipal Stadium: 3-4-0 (.429) Arrowhead Stadium: 8-6-0 (.571)		
b - AFC Divisional Playoff Game Longest KC losing streak: 5 (1963-65) War Memorial Stadium: 5-4-1 (.550) Ralph Wilson Stadium: 3-10-0 (.231)		
c - AFC Championship Game Bills home sites: War Memorial Stadium 1960-72; Ralph Wilson Stadium - Orchard Park, NY 1973-present, known as Rich Stadium 1973-98; Rogers Centre - Toronto, Canada 2008-present.		


				CAROLINA PANTHERS				Regular Season: 4-2-0				Home: 2-1-0					
				4-2-0 (.667)				Postseason: 0-0				Away: 2-1-0					
1997	9/21	CAR	W	35-14	2008	10/5	CAR	L	0-34	Total Points: KC 114 - CAR 128							
2000	12/10	KC	W	15-14	2012	12/2	KC	W	27-21								
2004	9/19	KC	L	17-28	2016	11/13	CAR	W	20-17								
Longest KC winning streak:				2 (1997-00) (2012-present)						Longest KC losing streak:				2 (2004-08)			
Arrowhead Stadium:				2-1-0 (.667)						Bank of America Stadium:				2-1-0 (.667)			
Panthers home sites: Clemson Memorial Stadium - Clemson, SC 1995; Bank of America Stadium 1996-present, known as Ericsson Stadium 1996-03.																	


					CHICAGO BEARS 5-7-0 (.417)					Regular Season 5-7-0 Postseason: 0-0					Home: 3-3-0 Away: 2-4-0				
1973	11/12	KC	W	19-7	1990	12/29	CHI	W	21-10	2003	12/28	KC	W	31-3	Total Points: KC 224 - CHI 185				
1977	11/13	CHI	L	27-28	1993	11/21	KC	L	17-19	2007	9/16	CHI	L	10-20					
1981	11/8	KC	L	13-16 OT	1996	11/17	KC	W	14-10	2011	12/4	CHI	W	10-3					
1987	11/1	CHI	L	28-31	1999	9/12	CHI	L	17-20	2015	10/11	KC	L	17-18					
Longest KC winning streak:					1 (Five times)					Longest KC losing streak:					3 (1977-87)				
Arrowhead Stadium:					3-3-0 (.500)					Soldier Field:					2-4-0 (.333)				
Bears home sites: Wrigley Field 1970; Soldier Field 1971-01, 2003-present; University of Illinois Memorial Stadium - Champaign, IL 2002.																			


	CINCINNATI BENGALS 13-15-0 (.464)	Regular Season: 13-15-0 Postseason: 0-0	Home: 8-7-0 Away: 5-8-0	
1968 10/13 KC W 13-3	1978 9/3 CIN W 24-23	2003 11/16 CIN L 19-24	Total Points: KC 515 - CIN 563	
11/10 CIN W 16-9	1979 10/7 CIN W 10-7	2005 1/1/06 KC W 37-3		
1969 9/28 CIN L 19-24	1980 11/30 KC L 6-20	2006 9/10 KC L 10-23		
10/26 KC W 42-22	1983 11/13 KC W 20-15	2007 10/14 KC W 27-20		
1970 10/18 CIN W 27-19	1984 9/9 CIN W 27-22	2008 12/28 CIN L 6-16		
1972 10/15 KC L 16-23	1986 9/7 KC W 24-14	2009 12/27 CIN L 10-17		
1973 10/21 CIN L 6-14	1987 12/6 CIN L 27-30 OT	2012 11/18 KC L 6-28		
1974 11/24 CIN L 6-33	1988 11/13 KC W 31-28	2015 10/4 CIN L 21-36		
1976 11/21 KC L 24-27	1989 10/1 KC L 17-21			
1977 12/4 KC L 7-27	1993 10/10 KC W 17-15			
Longest KC winning streak: 3 (1983-86)				Longest KC losing streak: 5 (1972-77)
Municipal Stadium: 2-0-0 (1.000)				Nippert Stadium: 1-1-0 (.500)
Arrowhead Stadium: 6-7-0 (.462)				Cinergy Field: 4-3-0 (.571)
				Paul Brown Stadium: 0-4-0 (.000)
Bengals home sites: Nippert Stadium 1968-69; Cinergy Field 1970-99, known as Riverfront Stadium 1970-95; Paul Brown Stadium 2000-present.				


 CLEVELAND BROWNS 12-11-2 (.520)					Regular Season: 12-11-2 Postseason: 0-0					Home: 9-3-1 Away: 3-8-1									
1971	11/14	KC	W	13-7	1984	9/30	KC	W	10-6	2003	11/9	KC	W	41-20					
1972	10/8	CLE	W	31-7	1986	10/12	CLE	L	7-20	2006	12/3	CLE	L	28-31 OT					
1973	12/2	KC	T	20-20	1988	9/4	KC	L	3-6	2009	12/20	KC	L	34-41					
1975	12/14	CLE	L	14-40	1989	11/19	CLE	T	10-10 OT	2010	9/19	CLE	W	16-14					
1976	12/12	KC	W	39-14	1990	9/30	KC	W	34-0	2012	12/9	CLE	L	7-30					
1977	10/30	CLE	L	7-44	1991	11/24	CLE	L	15-20	2013	10/27	KC	W	23-17					
1978	10/22	KC	W	17-3	1994	11/20	KC	W	20-13	2015	12/27	KC	W	17-13					
1979	9/9	KC	L	24-27	1995	9/24	CLE	L	17-35	Total Points: KC 500 - CLE 497									
1980	9/21	CLE	L	13-20	2002	9/8	CLE	W	40-39										
Longest KC winning streak:					2 (Three times)					Longest KC losing streak:					2 (Three times)				
Municipal Stadium:					1-0-0 (1.000)					Municipal Stadium:					1-6-1 (.143)				
Arrowhead Stadium:					8-3-1 (.708)					Cleveland Browns Stadium:					2-2-0 (.500)				
Browns home sites: Municipal Stadium 1970-95; Cleveland Browns Stadium 1999-2012; FirstEnergy Stadium 2013-present.																			


				DALLAS COWBOYS 4-7-0 (.364)				Regular Season 4-7-0 Postseason: 0-0				Home: 3-2-0 Away: 1-5-0							
1970	10/25	KC	L	16-27	1992	10/18	DAL	L	10-17	2009	10/11	KC	L	20-26 OT					
1975	11/10	DAL	W	34-31	1995	11/23	DAL	L	12-24	2013	9/15	KC	W	17-16					
1983	11/20	DAL	L	21-41	1998	12/13	KC	W	20-17	2017	11/5	DAL	L	17-28					
1989	10/22	KC	W	36-28	2005	12/11	DAL	L	28-31	Total Points: KC 231 - DAL 286									
Longest KC winning streak:					1 (Three times)					Longest KC losing streak:					2 (Twice)				
Municipal Stadium:					0-1-0 (.000)					Texas Stadium:					1-4-0 (.200)				
Arrowhead Stadium:					3-1-0 (.750)														
Cowboys home sites: Cotton Bowl 1970; Texas Stadium - Irving, TX 1971-08; AT&T Stadium - Arlington, TX 2009-present, known as Cowboys Stadium 2009-12.																			


 DENVER BRONCOS 61-55-0 (.526)					Regular Season: 61-54-0 Postseason: 0-1					Home: 37-20-0 Away: 22-35-0				
1960	10/30	DEN	W	17-14	10/28	DEN	L	3-20	1999	9/19	KC	W	26-10	
	11/13	DAL	W	34-7	10/19	DEN	W	23-17		12/5	DEN	W	16-10	
1961	10/8	DEN	W	19-12	12/7	KC	W	31-14	2000	9/24	DEN	W	23-22	
	12/10	DAL	W	49-21	1981	10/18	KC	W	28-14		12/17	KC	W	20-7
1962	11/18	DEN	W	24-3	12/6	DEN	L	13-16	2001	10/7	DEN	L	6-20	
	12/9	DAL	W	17-10	1982	12/19	DEN	W	37-16		12/16	KC	W	26-23 OT
1963	9/7	DEN	W	59-7 a	1983	10/30	DEN	L	24-27	2002	10/20	KC	L	34-37 OT
	12/8	KC	W	52-21		12/18	KC	W	48-17		12/15	DEN	L	24-31
1964	10/11	DEN	L	27-33	1984	9/23	DEN	L	0-21	2003	10/5	KC	W	24-23
	11/1	KC	W	49-39		12/2	KC	W	16-13		12/7	DEN	L	27-45
1965	10/10	DEN	W	31-23	1985	10/27	KC	L	10-30	2004	9/12	DEN	L	24-34
	12/19	KC	W	45-35		12/14	DEN	L	13-14		12/19	KC	W	45-17
1966	10/8	KC	W	37-10	1986	11/16	DEN	L	17-38	2005	9/26	DEN	L	10-30
	10/23	DEN	W	56-10		12/7	KC	W	37-10		12/4	KC	W	31-27
1967	10/29	KC	W	52-9	1987	10/18	KC	L	17-26 b	2006	9/17	DEN	L	6-9 OT
	12/17	DEN	W	38-24		12/19	DEN	L	17-20		11/23	KC	W	19-10
1968	9/22	KC	W	34-2	1988	9/18	KC	W	20-13	2007	11/10	KC	L	11-27
	12/14	DEN	W	30-7		11/6	DEN	L	11-17		12/9	DEN	L	7-41
1969	10/5	DEN	W	26-13	1989	9/10	DEN	L	20-34	2008	9/28	KC	W	33-19
	11/27	KC	W	31-17		11/12	KC	L	13-16		12/7	DEN	L	17-24
1970	10/4	DEN	L	13-26	1990	9/17	DEN	L	23-24	2009	12/6	KC	L	13-44
	12/6	KC	W	16-0		12/9	KC	W	31-20		1/3/10	DEN	W	44-24
1971	10/3	DEN	W	16-3	1991	10/20	DEN	L	16-19	2010	11/14	DEN	L	29-49
	11/21	KC	W	28-10		11/17	KC	L	20-24		12/5	KC	W	10-6
1972	10/1	DEN	W	45-24	1992	10/4	DEN	L	19-20	2011	11/13	KC	L	10-17
	12/3	KC	W	24-21		12/27	KC	W	42-20		1/1/12	DEN	W	7-3
1973	10/7	KC	W	16-14	1993	9/20	KC	W	15-7	2012	11/25	KC	L	9-17
	11/25	DEN	L	10-14		12/12	DEN	L	21-27		12/30	DEN	L	3-38
1974	10/6	KC	L	14-17	1994	10/17	DEN	W	31-28	2013	11/17	DEN	L	17-27
	11/18	DEN	W	42-34		12/4	KC	L	17-20 OT		12/1	KC	L	28-35
1975	9/21	DEN	L	33-37	1995	10/22	DEN	W	21-7	2014	9/14	DEN	L	17-24
	10/26	KC	W	26-13		12/17	KC	W	20-17		11/30	KC	L	16-29
1976	10/24	KC	L	26-35	1996	9/27	KC	W	17-14	2015	9/17	KC	L	24-31
	12/5	DEN	L	16-17		10/27	DEN	L	7-34		11/15	DEN	W	29-13
1977	10/9	DEN	L	7-23	1997	8/31	DEN	L	3-19	2016	11/27	DEN	W	30-27 OT
	11/20	KC	L	7-14		11/16	KC	W	24-22		12/25	KC	W	33-10
1978	9/24	KC	L	17-23 OT		11/4/98	KC	L	10-14 c	2017	10/30	KC	W	29-19
	12/10	DEN	L	3-24	1998	11/16	KC	L	7-30		12/31	KC	W	27-24
1979	10/14	KC	L	10-24		12/6	DEN	L	31-35	Total Points: KC 2,673 - DEN 2,387				
a - University of Denver Stadium					b - Replacement Game					c - AFC Divisional Playoff Game				
Longest KC winning streak: 11 (1964-69)					Longest KC losing streak: 8 (1976-79)									
KC Season Sweeps: 17 (Last: 2017)					DEN Season Sweeps: 14 (Last: 2014)									
Cotton Bowl: 3-0-0 (1.000)					Mile High Stadium: 17-24-0 (.425)									
Municipal Stadium: 9-0-0 (1.000)					University of Denver Stadium: 1-0-0 (1.000)									
Arrowhead Stadium: 25-19-0 (.568)					INVERSCO Field: 1-9-0 (.100)									
					Sports Authority Field: 3-3-0 (.500)									
Broncos home sites: Mile High Stadium 1960-00, known as Bears Stadium 1960-67; University of Denver Stadium 1962-68; INVERSCO Field at Mile High 2001-2010; Sports Authority Field at Mile High 2011-Present.														


				DETROIT LIONS 8-5-0 (.615)				Regular Season: 8-5-0 Postseason: 0-0				Home: 6-1-0 Away: 2-4-0			
1971	11/25	DET	L	21-32	1988	10/23	KC	L	6-7	2007	12/23	DET	L	20-25	Total Points: KC 323 - DET 293
1975	11/23	KC	W	24-21 OT	1990	10/14	KC	W	43-24	2011	9/18	DET	L	3-48	
1980	10/26	KC	W	20-17	1996	11/28	DET	W	28-24	2015	11/1	LON	W	45-10	
1981	11/26	DET	L	10-27	1999	9/26	KC	W	31-21						
1987	11/26	DET	W	27-20	2003	12/14	KC	W	45-17						
Longest KC winning streak:				4 (1990-03)				Longest KC losing streak:				2 (2007-11)			
Arrowhead Stadium:				5-1-0 (.833)				Tiger Stadium:				0-1-0 (.000)			
Wembley Stadium:				1-0-0 (1.000)				Pontiac Silverdome:				2-1-0 (.667)			
								Ford Field:				0-2-0 (.000)			
Lions home sites: Tiger Stadium 1970-74; Pontiac Silverdome - Pontiac, MI 1975-01; Ford Field 2002-present.															

 GREEN BAY PACKERS 7-4-1 (.625)				Regular Season: 7-3-1 Postseason: 0-1				Home: 4-2-0 Away: 3-2-1			
1966	1/15/67	LA	L 10-35 a	1990	9/23	GB	W 17-3	2011	12/18	KC	W 19-14
1973	10/14	MIL	T 10-10 b	1993	11/8	KC	W 23-16	2015	9/28	GB	L 28-38
1977	11/6	KC	W 20-10	1996	11/10	KC	W 27-20	Total Points: KC 240 - GB 239			
1987	11/22	KC	L 3-23	2003	10/12	GB	W 40-34 OT				
1989	12/10	GB	W 21-3	2007	11/4	KC	L 22-33				
a - Super Bowl I (Memorial Coliseum - Los Angeles, CA) b - Milwaukee County Stadium (Milwaukee, WI)											
Longest KC winning streak: 5 (1989-2003)				Longest KC losing streak: 1 (Four Times)							
Arrowhead Stadium: 4-2-0 (.667)				Lambeau Field: 3-1-0 (.750)							
				Milwaukee County Stadium: 0-0-1 (.500)							
Packers home site: Lambeau Field 1970-present; played home games part-time at Milwaukee County Stadium from 1970-1994.											


 HOUSTON TEXANS 6-4-0 (.600)					Regular Season: 5-4-0 Postseason: 1-0					Home: 1-1-0 Away: 5-3-0				
2003	9/21	HOU	W	42-14	2007	9/9	HOU	L	3-20	1/9/16	HOU	W	30-0 a	
2004	9/26	KC	L	21-24	2010	10/17	HOU	L	31-35	2016	9/18	HOU	L 12-19	
2005	11/20	HOU	W	45-17	2013	10/20	KC	W	17-16	2017	10/8	HOU	W 42-34	
					2015	9/13	HOU	W	27-20	Total Points: KC 228 - HOU 165				
a - AFC Wild Card Playoff Game														
Longest KC winning streak: 3 (2013-15)					Longest KC losing streak: 2 (2007-10)									
Arrowhead Stadium: 1-1-0 (.500)					NRG Stadium: 5-3-0 (.625)									
Texans home site: NRG Stadium 2002-present, known as Reliant Stadium 2002-2013.														

 INDIANAPOLIS COLTS 9-16-0 (.360)				Regular Season: 9-12-0 Postseason: 0-4				Home: 4-9-0 Away: 5-7-0			
1970	9/28	BAL	W 44-24	1990	10/7	IND	L 19-23	2007	11/18	IND	L 10-13
1972	12/10	KC	W 24-10	1995 1/7/96	KC	L	7-10 a	2010	10/10	IND	L 9-19
1975	11/30	BAL	L 14-28	1996	12/15	KC	L 19-24	2011	10/9	IND	W 28-24
1977	10/16	KC	L 6-17	1999	11/7	IND	L 17-25	2012	12/23	KC	L 13-20
1979	9/2	KC	W 14-0	2000	9/3	KC	L 14-27	2013	12/22	KC	L 7-23
	12/9	BAL	W 10-7	2001	10/25	KC	L 28-35		1/4/14	IND	L 44-45 b
1980	11/2	KC	L 24-31	2003 1/11/04	KC	L	31-38 a	2016	10/30	IND	W 30-14
	12/21	BAL	W 38-28	2004	10/31	KC	W 45-35	Total Points: KC 523 - IND 550			
1985	11/24	KC	W 20-7	2006 1/6/07	IND	L	8-23 b				
a - AFC Divisional Playoff Game				b - AFC Wild Card Playoff Game							
Longest KC winning streak: 2 (Three times)				Longest KC losing streak: 7 (1990-03)							
Municipal Stadium: 1-0-0 (.1000)				Baltimore Memorial Stadium: 3-1-0 (.750)							
Arrowhead Stadium: 3-9-0 (.250)				RCA Dome: 0-4-0 (.000)							
				Lucas Oil Stadium: 2-2-0 (.500)							
Colts home sites: Baltimore Memorial Stadium 1970-83; RCA Dome 1984-07, known as Hoosier Dome 1984-93; Lucas Oil Stadium 2008-present. Franchise in Baltimore prior to 1984.											

				JACKSONVILLE JAGUARS 5-6-0 (.455)				Regular Season: 5-6-0 Postseason: 0-0				Home: 3-2-0 Away: 2-4-0			
1997	11/9	JAX	L	10-24	2004	10/17	JAX	L	16-22	2010	10/24	KC	W	42-20	
1998	9/13	JAX	L	16-21	2006	12/31	KC	W	35-30	2013	9/8	JAX	W	28-2	
2001	12/30	JAX	W	30-26	2007	10/7	KC	L	7-17	2016	11/6	KC	W	19-14	
2002	9/15	KC	L	16-23	2009	11/8	JAX	L	21-24	Total Points: KC 240 - JAX 223					
Longest KC winning streak: 3 (2010-present)					Longest KC losing streak: 2 (Three times)										
Arrowhead Stadium: 3-2-0 (.600)					Jacksonville Municipal Stadium: 1-4-0 (.200)										
					Everbank Field: 1-0-0 (1.000)										
Jaguars home site: Everbank Field 1995-present, known as ALLTEL Stadium 1995-06, Jacksonville Municipal Stadium 2007-09.															

	MIAMI DOLPHINS 14-16-0 (.467)	Regular Season: 14-13-0 Postseason: 0-3	Home: 7-5-0 Away: 7-11-0
1966 11/13 KC W 34-16 12/11 MIA W 19-18	1983 9/25 MIA L 6-14 1985 9/22 MIA L 0-31	1997 10/5 MIA L 14-17 2002 9/29 KC W 48-30	
1967 9/24 MIA W 24-0 10/8 KC W 41-0	1987 10/11 MIA L 0-42 b 1989 12/3 KC W 26-21	2005 10/21 MIA W 30-20 2006 11/12 MIA L 10-13	
1968 9/28 MIA W 48-3 1969 10/19 KC W 17-10	12/24 MIA W 27-24 1990 1/5/91 MIA L 16-17 c	2008 12/21 KC L 31-38 2011 11/6 KC L 3-31	
1971 12/25 KC L 24-27 2 OT a	1991 10/13 KC W 42-7 1993 10/31 MIA L 10-30	2014 9/21 MIA W 34-15 2017 12/24 KC W 29-13	
1972 9/17 KC L 10-20 1974 10/20 MIA L 3-9	1994 12/12 MIA L 28-45 12/31 MIA L 17-27 c	Total Points: KC 595 - MIA 572	
1976 10/17 MIA W 20-17 OT 1981 12/13 KC L 7-17	1995 12/11 MIA L 6-13		
a - AFC Divisional Playoff Game b - Replacement Game c - AFC Wild Card Playoff Game			
Longest KC winning streak:	6 (1966-69)	Longest KC losing streak:	5 (1993-97)
Municipal Stadium:	3-1-0 (.750)	Orange Bowl:	4-4-0 (.500)
Arrowhead Stadium:	4-4-0 (.500)	Sun Life Stadium:	3-7-0 (.300)
Dolphins home sites: Orange Bowl 1966-86;			
Sun Life Stadium 1987-present, known as Joe Robbie Stadium 1987-96, Pro Player Stadium 1997-04, Dolphins Stadium 2005, Dolphin Stadium 2006-08 and Land Shark Stadium 2009.			

 MINNESOTA VIKINGS 7-5-0 (.583)				Regular Season: 6-5-0 Postseason: 1-0				Home: 5-1-0 Away: 2-4-0							
1969 1/11/70 NO W 23-7 a	1993 12/26 MIN L 10-30	2011 10/2 KC W 22-17	1970 9/20 MIN L 10-27	1996 11/3 MIN W 21-6	2015 10/18 MIN L 10-16	1974 12/14 KC L 15-35	1999 12/12 KC W 31-28	Total Points: KC 209 - MIN 248							
1981 12/20 MIN W 10-6	2003 12/20 MIN L 20-45		1990 9/9 KC W 24-21	2007 9/23 KC W 13-10											
a - Super Bowl IV (Tulane Stadium - New Orleans, LA)															
Longest KC winning streak:				2 (Three times)				Longest KC losing streak:				2 (1970-74)			
Arrowhead Stadium:				4-1-0 (.800)				Metropolitan Stadium:				1-1-0 (.500)			
								H.H.H. Metrodome:				1-2-0 (.333)			
								TCF Bank Stadium:				0-1-0 (.000)			
Vikings home sites: Metropolitan Stadium - Bloomington, MN 1970-81; Mall of America Field at Hubert H. Humphrey Metrodome 1982-2013, known as Hubert H. Humphrey Metrodome 1982-09, TCF Bank Stadium 2014-15.															



NEW ENGLAND PATRIOTS

18-14-3 (.514)

Regular Season: 18-13-3

Postseason: 0-1

Home: 11-3-1

Away: 7-11-2

1960 11/18 BOS L 14-42	1966 9/25 BOS W 43-24	1998 10/11 NE L 10-40
12/11 DAL W 34-0	11/20 KC T 27-27	1999 10/10 KC W 16-14
1961 10/29 DAL L 17-18	1967 11/12 BOS W 33-10	2000 12/4 NE L 24-30
11/3 BOS L 21-28	1968 11/17 KC W 31-17	2002 9/22 NE L 38-41 OT
1962 9/8 DAL W 42-28	1969 9/21 BOS W 31-0	2004 11/22 KC L 19-27
10/12 BOS W 27-7	1970 10/11 KC W 23-10	2005 11/27 KC W 26-16
1963 11/17 BOS T 24-24	1973 9/23 NE W 10-7	2008 9/7 NE L 10-17
12/14 KC W 35-3	1977 9/18 NE L 17-21	2011 11/21 NE L 3-34
1964 10/23 BOS L 7-24	1981 10/4 NE L 17-33	2014 9/29 KC W 41-14
12/6 KC L 24-31	1990 12/2 NE W 37-7	1/16/16 NE L 20-27 a
1965 10/3 KC W 27-17	1992 12/13 KC W 27-20	2017 9/7 NE W 42-27
11/21 BOS T 10-10	1995 10/15 KC W 31-26	Total Points: KC 858 - NE 721

a - AFC Divisional Playoff Game

Longest KC winning streak:

Cotton Bowl:

Municipal Stadium:

Arrowhead Stadium:

5 (1967-73)

2-1-0 (.667)

4-1-1 (.750)

5-1-0 (.833)

Longest KC losing streak:

Boston University Field:

Fenway Park:

B.C. Alumni Stadium:

Foxboro Stadium:

Gillette Stadium:

3 (2000-04)

1-2-0 (.333)

2-1-2 (.600)

1-0-0 (1.000)

2-4-0 (.333)

1-3-0 (.250)


Patriots home sites:


Boston University Field 1960-62; Fenway Park 1963-68;


Boston College Alumni Stadium 1969; Harvard Stadium 1970; Foxboro Stadium - Foxboro, MA 1971-01, known

as Schaefer Stadium 1971-82 and Sullivan Stadium 1983-89; Gillette Stadium 2002-present.

Franchise known as the Boston Patriots prior to 1971.

	NEW ORLEANS SAINTS				Regular Season: 6-5-0				Home: 2-3-0							
	6-5-0 (.545)				Postseason: 0-0				Away: 4-2-0							
1972	9/25	NO	W	20-17	1991	9/8	KC	L	10-17	2008	11/16	KC	L	20-30		
1976	9/26	KC	L	17-27	1994	9/4	NO	W	30-17	2012	9/23	NO	W	27-24 OT		
1982	11/21	NO	L	17-27	1997	12/21	KC	W	25-13	2016	10/23	KC	W	27-21		
1985	9/8	NO	W	47-27	2004	11/14	NO	L	20-27	Total Points: KC 260 - NO 247						
Longest KC winning streak:					2 (1994-97) (2012-present)					Longest KC losing streak:					2 (Twice)	
Arrowhead Stadium:					2-3-0 (.400)					Tulane Stadium:					1-0-0 (1.000)	
										Louisiana Superdome:					2-2-0 (.500)	
										Mercedes-Benz Superdome:					1-0-0 (1.000)	
Saints home sites: Tulane Stadium 1970-74; Louisiana Superdome 1975-2011; Mercedes-Benz Superdome 2012-present.																
Tiger Stadium (Baton Rouge, Louisiana) 2005 and Alamodome (San Antonio, Texas) 2005.																

	NEW YORK GIANTS				Regular Season: 3-10-0				Home: 3-4-0						
	3-11-0 (.214)				Postseason: 0-0				Away: 0-7-0						
1974	11/3	KC	L	27-33	1988	12/11	NYG	L	12-28	2005	12/17	NYG	L	17-27	
1978	9/7	NYG	L	10-26	1992	12/19	NYG	L	21-35	2009	10/4	KC	L	16-27	
1979	10/21	KC	L	17-21	1995	9/10	KC	W	20-17 OT	2013	9/29	KC	W	31-7	
1983	10/16	KC	W	38-17	1998	12/20	NYG	L	7-28	2017	11/19	NYG	L	9-12	
1984	11/25	NYG	L	27-28	2001	9/23	KC	L	3-13	Total Points: KC 255 - NYG 319					
Longest KC winning streak: 1 (Twice)														Longest KC losing streak: 4 (1998-09)	
Arrowhead Stadium:				3-4-0 (.429)				Giants Stadium:				0-6-0 (.000)			
Giants home sites: Yankee Stadium 1970-73; Yale Bowl, New Haven, CT 1973-74; Shea Stadium 1975; Giants Stadium - East Rutherford, NJ 1976-2009; MetLife Stadium 2010-Present, known as New Meadowlands Stadium 2010.															



NEW YORK JETS

19-19-1 (.487)

Regular Season: 18-18-1

Postseason: 1-1

Home: 11-7-0

Away: 8-12-1

1960 10/2 KC L 35-37	12/10 NYJ W 21-7	1992 11/29 NYJ W 23-7
11/24 NYT L 35-41	1968 9/15 KC L 19-20	1998 11/1 KC L 17-20
1961 12/3 NYT L 7-28	1969 11/16 NYJ W 34-16	2001 11/11 NYJ L 7-27
12/17 KC W 35-24	12/20 NYJ W 13-6 a	2002 10/6 NYJ W 29-25
1962 10/21 KC W 20-17	1971 11/7 NYJ L 10-13	2005 9/11 KC W 27-7
11/11 NYT W 52-31	1974 9/15 KC W 24-16	2007 12/30 NYJ L 10-13 OT
1963 12/1 NYJ L 0-17	1975 9/28 KC L 24-30	2008 10/26 NYJ L 24-28
12/22 KC W 48-0	1982 1/2/83 KC W 37-13	2011 12/11 NYJ L 10-37
1964 11/29 NYJ L 14-27	1984 10/7 KC L 16-17	2014 11/2 KC W 24-10
12/20 KC W 24-7	10/21 NYJ L 7-28	2016 9/25 KC W 24-3
1965 9/18 NYJ W 14-10	1986 12/28 NYJ L 15-35 b	2017 12/3 NYJ L 38-31
11/7 KC L 10-13	1987 11/15 KC L 9-16	Total Points: KC 885 - NYJ 770
1966 11/27 NYJ W 32-24	1988 10/2 NYJ T 17-17 OT	
1967 11/5 KC W 42-18	12/4 KC W 38-34	

a - AFL Divisional Playoff Game

b - AFC Wild Card Playoff Game

Longest KC winning streak:

Cotton Bowl:

Municipal Stadium:

Arrowhead Stadium:

3 (Twice)

2-1-0 (.667)

3-2-0 (.600)

6-4-0 (.600)

Longest KC losing streak:

Polo Grounds:

Shea Stadium:

Giants Stadium:

MetLife Stadium:

4 (1984-87)

1-3-0 (.250)

5-2-0 (.714)

2-5-1 (.313)

0-2-0 (.000)

Jets home sites:

MetLife Stadium 2010-Present, known as New Meadowlands Stadium 2010. Franchise known as the New York Titans prior to 1963.

Polo Grounds 1960-63; Shea Stadium 1964-83; Giants Stadium - East Rutherford, NJ 1984-2009;



OAKLAND RAIDERS **63-53-2 (.534)**

Regular Season: 61-52-2
Postseason: 2-1

Home: 33-24-1
Away: 30-29-1

1960	9/16	OAK	W	34-16	1980	11/18	OAK	W	24-21	2000	10/15	KC	L	17-20
	10/9	KC	L	19-20		9/7	KC	L	14-27		11/5	OAK	L	31-49
1961	9/24	OAK	W	42-35		10/5	OAK	W	31-17	2001	9/9	KC	L	24-27
	11/26	KC	W	43-11	1981	10/11	KC	W	27-0		12/9	OAK	L	26-28
1962	9/23	OAK	W	26-16		10/25	OAK	W	28-17	2002	10/17	KC	W	20-10
	11/25	KC	W	35-7	1982	12/12	KC	L	16-21		12/28	OAK	L	0-24
1963	11/3	OAK	L	7-10	1983	10/9	LA	L	20-21	2003	10/20	OAK	W	17-10
	11/8	KC	L	7-22		11/6	KC	L	20-28		11/23	KC	W	27-24
1964	9/27	OAK	W	21-9	1984	9/16	KC	L	20-22	2004	12/5	OAK	W	34-27
	11/8	KC	W	42-7		11/18	LA	L	7-17		12/25	KC	W	31-30
1965	9/12	OAK	L	10-37	1985	9/12	KC	W	36-20	2005	9/18	OAK	W	23-17
	10/31	KC	W	14-7		10/6	LA	L	10-19		11/6	KC	W	27-23
1966	9/18	OAK	W	32-10	1986	10/5	KC	L	17-24	2006	11/19	KC	W	17-13
	10/16	KC	L	13-34		12/14	LA	W	20-17		12/23	OAK	W	20-9
1967	10/1	OAK	L	21-23	1987	10/4	LA	L	17-35 c	2007	10/21	OAK	W	12-10
	11/23	KC	L	22-44		12/13	KC	W	16-10		11/25	KC	L	17-20
1968	10/20	KC	W	24-10	1988	10/16	KC	L	17-27	2008	9/14	KC	L	8-23
	11/3	OAK	L	21-38		10/30	LA	L	10-17		11/30	OAK	W	20-13
	12/22	OAK	L	6-41 a	1989	9/17	KC	W	24-19	2009	9/20	KC	L	10-13
1969	11/23	KC	L	24-27		10/15	LA	L	14-20		11/15	OAK	W	16-10
	12/13	OAK	L	6-10	1990	11/4	KC	W	9-7	2010	11/7	OAK	L	20-23 OT
	11/4/70	OAK	W	17-7 b		11/25	LA	W	27-24		1/2/11	KC	L	10-31
1970	11/1	KC	T	17-17	1991	10/28	KC	W	24-21	2011	10/23	OAK	W	28-0
	12/12	OAK	L	6-20		12/22	LA	W	27-21		12/24	KC	L	13-16 OT
1971	10/31	OAK	T	20-20		12/28	KC	W	10-6 d	2012	10/28	KC	L	16-26
	12/12	KC	W	16-14	1992	9/28	KC	W	27-7		12/26	OAK	L	0-15
1972	11/5	KC	W	27-14		12/6	LA	L	7-28	2013	10/13	KC	W	24-7
	11/26	OAK	L	3-26	1993	10/3	KC	W	24-9		12/15	OAK	W	56-31
1973	9/30	KC	W	16-3		11/14	LA	W	31-20	2014	11/20	OAK	L	20-24
	12/8	OAK	L	7-37	1994	11/6	KC	W	13-3		12/14	KC	W	31-13
1974	9/22	OAK	L	7-27		12/24	LA	W	19-9	2015	12/6	OAK	W	34-20
	12/8	KC	L	6-7	1995	9/17	KC	W	23-17 OT		1/3/16	KC	W	23-17
1975	10/12	KC	W	42-10		12/3	OAK	W	29-23	2016	10/16	OAK	W	26-10
	12/21	OAK	L	20-28	1996	9/8	KC	W	19-3		12/8	KC	W	21-13
1976	9/20	KC	L	21-24		12/9	OAK	L	7-26	2017	10/19	OAK	L	30-31
	11/14	OAK	L	10-21	1997	9/8	OAK	W	28-27		12/10	KC	W	26-15
1977	10/3	KC	L	28-37		12/7	KC	W	30-0	Total Points: KC 2,454 - OAK 2,271				
	12/18	OAK	L	20-21	1998	9/6	KC	W	28-8					
1978	10/15	OAK	L	6-28		12/26	OAK	W	31-24					
	11/5	KC	L	10-20	1999	11/28	OAK	W	37-34					
1979	9/23	KC	W	35-7		1/2/00	KC	L	38-41 OT					

a - AFL Divisional Playoff Game
d - AFC Wild Card Playoff Game

b - AFL Championship Game


c - Replacement Game


Longest KC winning streak: 9 (2003-07)
KC Season Sweeps: 19 (Last: 2016)
Cotton Bowl: 2-1-0 (.667)
Municipal Stadium: 4-4-1 (.500)
Arrowhead Stadium: 27-19-0 (.587)

Longest KC losing streak: 7 (1975-78)
OAK Season Sweeps: 13 (Last: 2010)
Kezar Stadium: 1-0-0 (1.000)
Candlestick Park: 1-0-0 (1.000)
Frank Youell: 2-2-0 (.500)
L.A. Memorial Coliseum: 6-7-0 (.462)
Oakland-Alameda Coliseum: 20-20-1 (.488)

Raiders home sites: Kezar Stadium - San Francisco, CA 1960;
Candlestick Park - San Francisco, CA 1961; Frank Youell Field - Oakland, CA 1962-65;
Los Angeles Memorial Coliseum 1982-94; Oakland-Alameda Coliseum 1966-81, 1995-present,
known as Network Associates Coliseum 1998-04, McAfee Coliseum 2005-08 and O.co Coliseum 2011-Present.
Franchise in Oakland 1960-81, 1995-present; in Los Angeles 1982-94.



 PHILADELPHIA EAGLES 4-4-0 (.500)						Regular Season: 4-4-0 Postseason: 0-0						Home: 2-3-0 Away: 2-1-0			
1972	10/22	KC	L	20-21	2001	11/29	KC	L	10-23	2013	9/19	PHI	W	26-16	
1992	10/11	KC	W	24-17	2005	10/2	KC	L	31-37	Total Points: KC 149 - PHI 169					
1998	9/27	PHI	W	24-21	2009	9/27	PHI	L	14-34						
Longest KC winning streak: 2 (1992-98)						Longest KC losing streak: 3 (2001-09)									
Arrowhead Stadium: 2-3-0 (.400)						Veterans Stadium: 1-0-0 (1.000)									
						Lincoln Financial Field: 1-1-0 (.500)									
Eagles home sites: Franklin Field 1970; Veterans Stadium 1971-02; Lincoln Financial Field 2003-present.															



PITTSBURGH STEELERS

11-23-0 (.324)

Regular Season: 11-22-0

Postseason: 1-1

Home: 7-12-0

Away: 4-11-0

1970 11/15 PIT W 31-14	1985 11/10 KC L 28-36	2003 9/14 KC W 41-20
1971 10/18 KC W 38-16	1986 12/21 PIT W 24-19	2006 10/15 PIT L 7-45
1972 11/12 PIT L 7-16	1987 11/8 KC L 16-17	2009 11/22 KC W 27-24 OT
1974 10/13 KC L 24-34	1988 11/27 PIT L 10-16	2011 11/27 KC L 9-13
1975 11/16 PIT L 3-28	1989 10/29 PIT L 17-23	2012 11/12 PIT L 13-16 OT
1976 11/7 KC L 0-45	1992 10/25 KC L 3-27	2014 12/21 PIT L 12-20
1978 10/29 PIT L 24-27	1993 1/8/94 KC W 27-24 or a	2015 10/25 KC W 23-13
1979 11/11 KC L 3-30	1996 10/7 KC L 7-17	2016 10/2 PIT L 14-43
1980 12/14 PIT L 16-21	1997 11/3 KC W 13-10	1/15/17 KC L 16-18 b
1981 9/6 PIT W 37-33	1998 10/26 KC L 13-20	2017 10/15 KC L 13-19
1982 12/5 PIT L 14-35	1999 12/18 KC W 35-19	Total Points: KC 619 - PIT 805
1984 9/2 PIT W 37-27	2001 10/14 KC L 17-20	

a - AFC Wild Card Playoff Game

b - AFC Divisional

Longest KC winning streak:

Municipal Stadium:

Arrowhead Stadium:

2 (1970-71)

1-0-0 (1.000)

6-12-0 (.333)

Longest KC losing streak:

Three Rivers Stadium:

Heinz Field:


7 (1972-80)


4-7-0 (.364)

0-4-0 (.000)

Steelers home sites:

Three Rivers Stadium 1970-00; Heinz Field 2001-present.

 LOS ANGELES RAMS 7-4-0 (.636)					Regular Season: 7-4-0 Postseason: 0-0					Home: 3-3-0 Away: 4-1-0				
1973	9/16	KC	L	13-23	1994	9/25	KC	L	0-16	2006	11/5	STL	W	31-17
1982	11/28	LA	L	14-20	1997	10/26	STL	W	28-20	2010	12/19	STL	W	27-13
1985	10/20	KC	L	0-16	2000	10/22	KC	W	54-34	2014	10/26	KC	W	34-7
1991	11/10	LA	W	27-20	2002	12/8	KC	W	49-10	Total Points: KC 277 - STL 196				
Longest KC winning streak: 6 (1997-present)					Longest KC losing streak: 3 (1973-85)									
Arrowhead Stadium: 3-3-0 (.500)					Anaheim Stadium: 1-1-0 (.500)									
					Edward Jones Dome: 3-0-0 (1.000)									
Rams home sites: Los Angeles Memorial Coliseum 1970-79; Anaheim Stadium - Anaheim, CA 1980-94; Busch Stadium 1995; Edward Jones Dome 1995-present, known as TransWorld Dome 1995-01. Franchise in Los Angeles prior to 1995.														



LOS ANGELES CHARGERS

58-55-1 (.513)

Regular Season: 60-54-1

Postseason: 0-1

Home: 35-23-0

Away: 25-32-1

1960	9/10	LA	L	20-21	1981	11/16	SD	L	7-20	2001	11/4	SD	W	25-20
	9/25	DAL	W	17-0		9/20	KC	L	31-42		12/23	KC	W	20-17
1961	9/10	DAL	L	10-26		11/1	SD	L	20-22	2002	10/13	SD	L	34-35
	11/19	SD	L	14-24	1982	9/19	KC	W	19-12		12/22	KC	W	24-22
1962	10/7	SD	L	28-32	1983	9/12	KC	L	14-17	2003	9/7	KC	W	27-14
	12/16	DAL	W	26-17		12/11	SD	L	38-41		11/30	SD	W	28-24
1963	9/29	SD	L	17-38	1984	10/14	KC	W	31-13	2004	11/28	KC	L	31-34
	10/20	KC	L	10-24		12/16	SD	W	42-21		1/2/05	SD	L	17-24
1964	11/15	KC	L	14-28	1985	10/13	SD	L	20-31	2005	10/30	SD	L	20-28
	12/13	SD	W	49-6		12/22	KC	W	38-34		12/24	KC	W	20-7
1965	9/26	SD	T	10-10	1986	10/19	KC	W	42-41	2006	10/22	KC	W	30-27
	11/14	KC	W	31-7		11/2	SD	W	24-23		12/17	SD	L	9-20
1966	11/6	KC	W	24-14	1987	9/13	KC	W	20-13	2007	9/30	SD	W	30-16
	12/18	SD	W	27-17		10/25	SD	L	21-42		12/2	KC	L	10-24
1967	10/15	SD	L	31-45	1988	9/25	KC	L	23-24	2008	11/9	SD	L	19-20
	11/19	KC	L	16-17		12/18	SD	L	13-24		12/14	KC	L	21-22
1968	10/27	KC	W	27-20	1989	9/24	SD	L	6-21	2009	10/25	KC	L	7-37
	12/8	SD	W	40-3		12/17	KC	L	13-20		11/29	SD	L	14-43
1969	9/14	SD	W	27-9	1990	11/18	KC	W	27-10	2010	9/13	KC	W	21-14
	11/9	KC	W	27-3		12/23	SD	W	24-21		12/12	SD	L	0-31
1970	11/29	KC	W	26-14	1991	9/29	SD	W	14-13	2011	9/25	SD	L	17-20
	12/20	SD	L	13-31		12/8	KC	W	20-17 OT		10/31	KC	W	23-20 OT
1971	9/19	SD	L	14-21	1992	9/6	SD	W	24-10	2012	9/30	KC	L	20-37
	10/10	KC	W	31-10		11/8	KC	W	16-14		11/1	SD	L	13-31
1972	10/29	SD	W	26-14		11/2/93	SD	L	0-17 a	2013	11/24	KC	L	38-41
	11/19	KC	L	17-27	1993	10/17	SD	W	17-14		12/29	SD	L	24-27
1973	11/4	SD	W	19-0		12/19	KC	W	28-24	2014	10/19	SD	W	23-20
	12/16	KC	W	33-6	1994	10/9	SD	L	6-20		12/28	KC	W	19-7
1974	10/27	SD	W	24-14		11/13	KC	L	13-14	2015	11/22	SD	W	33-3
	11/10	KC	L	7-14	1995	10/9	KC	W	29-23 OT		12/13	KC	W	10-3
1975	10/19	SD	W	12-10		11/12	SD	W	22-7	2016	9/11	KC	W	33-27 OT
	12/7	KC	L	20-28	1996	9/29	SD	L	19-22		1/1	SD	W	37-27
1976	9/12	KC	L	16-30		11/24	KC	L	14-28	2017	9/24	LA	W	24-10
	11/28	SD	W	23-20	1997	10/16	KC	W	31-3		12/16	KC	W	30-13
1977	9/25	KC	L	7-23		12/14	SD	W	29-7	Total Points: KC 2,520 - SD/LA 2,323				
	10/23	SD	W	21-16	1998	9/20	KC	W	23-7					
1978	11/12	SD	L	23-29 OT		11/22	SD	L	37-38					
	11/26	KC	W	23-0	1999	10/3	SD	L	14-21					
1979	11/4	KC	L	14-20		10/31	KC	W	34-0					
	11/25	SD	L	7-28	2000	9/17	KC	W	42-10					
1980	9/28	KC	L	7-24		11/26	SD	L	16-17					

a - AFC Wild Card Playoff Game

Longest KC winning streak:

KC Season Sweeps:

Cotton Bowl:

Municipal Stadium:

Arrowhead Stadium:

8 (2014-present)

18 (Last: 2017)

2-1-0 (.667)

6-3-0 (.667)

27-19-0 (.587)

Longest KC losing streak:

SD Season Sweeps:

L.A. Memorial Coliseum:

Balboa Stadium:

Qualcomm Stadium:

StubHub Center:

6 (1979-81)

16 (Last: 2013)

0-1-0 (.000)


2-3-1 (.417)

22-28-0 (.440)

1-0-0 (.100)


Chargers home sites: Los Angeles Memorial Coliseum 1960; Balboa Stadium 1961-66; Qualcomm Stadium 1967-2016, known as San Diego Stadium 1967-79, Jack Murphy Stadium 1980-96.


Franchise located in Los Angeles prior to 1961.

 SAN FRANCISCO 49ERS 5-7-0 (.417)					Regular Season: 5-7-0 Postseason: 0-0					Home: 4-2-0 Away: 1-5-0				
1971	12/6	SF	W	26-17	1994	9/11	KC	W	24-17	2010	9/26	KC	W	31-10
1975	10/5	KC	L	3-20	1997	11/30	KC	W	44-9	2014	10/5	SF	L	17-22
1982	12/26	KC	L	13-26	2000	11/12	SF	L	7-21	Total Points: KC 236 - SF 218				
1985	11/17	SF	L	3-31	2002	11/10	SF	L	13-17					
1991	12/14	SF	L	14-28	2006	10/1	KC	W	41-0					

Longest KC winning streak:	2 (Twice)	Longest KC losing streak:	4 (1975-91)
Arrowhead Stadium:	4-2-0 (.667)	Candlestick Park:	1-4-0 (.200)
		Levi's Stadium:	0-1-0 (.000)

49ers home sites: Kezar Stadium 1970; Candlestick Park 1971-2013, known as, 3Com Park at Candlestick Point 1996-04, Monster Park 2005-07; Levi's Stadium 2014-present.

 SEATTLE SEAHAWKS 33-18-0 (.647)			Regular Season: 33-18-0 Postseason: 0-0			Home: 21-5-0 Away: 12-13-0		
1977 12/11 KC L 31-34	12/27 KC W 41-20	10/17 KC W 34-16						
1978 11/19 KC L 10-13	9/11 SEA L 10-31	9/28 KC W 20-17 OT						
12/17 SEA L 19-23	11/20 KC W 27-24	11/23 SEA W 19-14						
1979 9/30 SEA W 24-6	10/8 SEA W 20-16	10/4 KC W 17-6						
12/2 KC W 37-21	11/5 KC W 20-10	11/8 SEA L 12-24						
1980 9/14 KC L 16-17	10/21 SEA L 7-19	11/21 KC L 19-31						
11/9 SEA W 31-30	11/11 KC L 16-17	12/26 SEA L 14-23						
1981 9/27 SEA W 20-14	9/22 KC W 20-13	2000 10/2 KC W 24-17						
11/22 KC W 40-13	12/1 SEA W 19-6	10/29 SEA W 24-19						
1983 9/4 KC W 17-13	1992 9/13 KC W 26-7	2001 11/25 KC W 19-7						
11/27 SEA L 48-51 OT	11/22 SEA W 24-14	1/6/02 SEA L 18-21						
1984 11/4 SEA L 0-45	1993 12/5 SEA W 31-16	2002 11/24 SEA L 32-39						
12/9 KC W 34-7	1/2/94 KC W 34-24	2006 10/29 KC W 35-28						
1985 9/29 KC W 28-7	1994 10/23 KC W 38-23	2010 11/28 SEA W 42-24						
12/1 SEA L 6-24	11/27 SEA L 9-10	2014 11/16 KC W 24-20						
1986 9/14 SEA L 17-23	1995 9/3 SEA W 34-10	Total Points: KC 1,209 - SEA 977						
11/9 KC W 27-7	12/24 KC W 26-3							
1987 9/20 SEA L 14-43	1996 9/15 SEA W 35-17							
Longest KC winning streak: 7 (Twice) KC Season Sweeps: 14 (Last: 2000) Arrowhead Stadium: 21-5-0 (.808)			Longest KC losing streak: 3 (Twice) SEA Season Sweeps: 11 (Last: 1996) Kingdome Stadium: 10-11-0 (.476) Husky Stadium: 1-1-0 (.500) Qwest Stadium: 1-1-0 (.500)			Seahawks home sites: Kingdome 1976-99; Husky Stadium 1994, 2000-01; CenturyLink Field 2002-present, known as Seahawks Stadium 2002-03, Qwest Field 2004-11		

 TAMPA BAY BUCCANEERS 5-7-0 (.417)			Regular Season: 5-7-0 Postseason: 0-0			Home: 3-3-0 Away: 2-4-0		
1976 10/31 TB W 28-19	1986 10/26 KC W 27-20	2012 10/14 TB L 10-38						
1978 10/8 KC L 13-30	1993 9/5 TB W 27-3	2016 11/20 KC L 17-19						
1979 12/16 TB L 0-3	1999 11/14 TB L 10-17	Total Points: KC 233 - TB 243						
1981 9/13 KC W 19-10	2004 11/7 TB L 31-34							
1984 10/28 KC W 24-20	2008 11/2 KC L 27-30 OT							
Longest KC winning streak: 4 (1981-93) Arrowhead Stadium: 3-3-0 (.500)			Longest KC losing streak: 5 (1999-Present) Tampa Stadium: 2-1-0 (.667) Raymond James Stadium: 0-3-0 (.000)			Buccaneers home sites: Houlihan's Stadium 1976-97, known as Tampa Stadium 1976-95; Raymond James Stadium 1998-present.		

**CHIEFS VS. THE NFL - ALL GAMES**
Total: 602-552-15 (.515)
Regular Season: 457-415-12 (.517)

	Preseason	Regular Season	Postseason	Total	Overall Win Pct.
Arizona	15-10-1	8-3-1	0-0	23-13-2	.632
Atlanta	4-3-0	6-3-0	0-0	10-6-0	.625
Baltimore	0-1-0	4-3-0	0-1	4-5-0	.444
Buffalo	8-4-0	20-24-1	1-2	29-30-1	.483
Carolina	1-1-0	4-2-0	0-0	5-3-0	.625
Chicago	8-2-0	5-7-0	0-0	13-9-0	.591
Cincinnati	9-0-0	13-15-0	0-0	22-15-0	.595
Cleveland	3-2-0	12-11-2	0-0	15-13-2	.533
Dallas	4-5-0	4-7-0	0-0	8-12-0	.400
Denver	7-1-0	61-54-0	0-1	68-56-0	.548
Detroit	4-6-0	8-5-0	0-0	12-11-0	.522
Green Bay	8-8-1	7-3-1	0-1	15-12-2	.552
Houston	1-2-0	5-4-0	1-0	7-6-0	.538
Indianapolis	1-3-0	9-12-0	0-4	10-19-0	.345
Jacksonville	1-3-0	5-6-0	0-0	6-9-0	.400
LA Chargers	2-5-0	60-54-1	0-1	62-60-1	.504
LA Rams	9-15-0	7-4-0	0-0	16-19-0	.457
Miami	1-3-1	14-13-0	0-3	15-19-1	.429
Minnesota	7-9-0	6-5-0	1-0	14-14-0	.500
New England	3-3-0	18-13-3	0-1	21-17-3	.512
New Orleans	4-6-0	6-5-0	0-0	10-11-0	.476
N.Y. Giants	1-3-0	3-11-0	0-0	4-14-0	.222
N.Y. Jets	5-2-0	18-18-1	1-1	24-21-1	.522
Oakland	7-1-0	61-52-2	2-1	70-54-2	.555
Philadelphia	1-1-0	4-4-0	0-0	5-5-0	.500
Pittsburgh	2-1-0	10-22-0	1-1	13-24-0	.351
San Francisco	2-7-0	5-7-0	0-0	7-14-0	.333
Seattle	1-7-0	33-18-0	0-0	34-25-0	.576
Tampa Bay	1-5-0	5-7-0	0-0	6-12-0	.333
Tennessee	12-3-0	27-22-0	2-1	41-26-0	.612
Washington	4-2-0	9-1-0	0-0	13-3-0	.813



CHIEFS IN OVERTIME

Over the past 57 seasons the Chiefs/Texans have played in three playoff overtime games (2-1 record) and 37 regular season overtime affairs (15-20-2 mark). The NFL instituted a 15:00 overtime period for regular season contests in 1974 and a 10:00 overtime period in 2017.

Date	Opponent	Flip Winner	Result	Game-Winning Score	Time Elapsed
12/23/62*	@ Houston	Texans#	W 20-17	Brooker, 25-yard FG	17:54
12/25/71+	MIAMI	Chiefs	L 24-27	Yepremian, 37-yard FG	22:40
11/23/75	DETROIT	Lions	W 24-21	Stenerud, 25-yard FG	6:44
10/17/76	@ Miami	Chiefs	W 20-17	Stenerud, 34-yard FG	14:48
9/24/78	DENVER	Broncos	L 17-23	Preston, 1-yard TD run	13:28
11/12/78	@ San Diego	Chiefs	L 23-29	Jefferson, 14-yard pass from Fouts	15:00
11/8/81	CHICAGO	Bears	L 13-16	Roveto, 22-yard FG	13:07
10/23/83	@ Houston	Chiefs	W 13-10	Lowery, 41-yard FG	7:41
11/27/83	@ Seattle	Seahawks	L 48-51	Johnson, 42-yard FG	1:46
12/6/87	@ Cincinnati	Bengals	L 27-30	Breech, 32-yard FG	9:44
10/2/88	@ N.Y. Jets	Chiefs	T 17-17	--	15:00
11/19/89	@ Cleveland	Browns	T 10-10	--	15:00
12/8/91	SAN DIEGO	Chiefs	W 20-17	Lowery, 18-yard FG	11:26
9/20/92	@ Houston	Chiefs	L 20-23	Del Greco, 39-yard FG	1:55
1/8/94**	PITTSBURGH	Chiefs	W 27-24	Lowery, 32-yard FG	11:03
12/4/94	DENVER	Broncos	L 17-20	Elam, 34-yard FG	12:12
9/10/95	N.Y. GIANTS	Chiefs	W 20-17	Elliott, 23-yard FG	7:49
9/17/95	OAKLAND	Chiefs	W 23-17	Hasty, 64-yard INT return	4:27
10/9/95	SAN DIEGO	Chargers	W 29-23	Vanover, 86-yard punt return	7:27
9/28/97	SEATTLE	Seahawks	W 20-17	Stoyanovich, 41-yard FG	13:04
1/2/00	OAKLAND	Raiders	L 38-41	Nedney, 33-yard FG	3:13
9/10/00	@ Tennessee	Titans	L 14-17	Del Greco, 36-yard FG	3:54
12/16/01	DENVER	Broncos	W 26-23	Peterson, 32-yard FG	9:04
9/22/02	@ New England	Patriots	L 38-41	Vinatieri, 35-yard FG	4:36
10/20/02	DENVER	Broncos	L 34-37	Elam, 25-yard FG	2:57
10/12/03	@ Green Bay	Chiefs	W 40-34	Kennison, 51-yard pass from Green	6:18
9/17/06	@ Denver	Broncos	L 6-9	Elam, 39-yard FG	5:10
12/3/06	@ Cleveland	Chiefs	L 28-31	Dawson, 33-yard FG	5:38
12/30/07	@ N.Y. Jets	Jets	L 10-13	Nugent, 43-yard FG	5:13
11/2/08	TAMPA BAY	Buccaneers	L 27-30	Bryant, 34-yard FG	4:36
10/11/09	DALLAS	Chiefs	L 20-26	Austin, 60-yard pass from Romo	6:38
11/22/09	PITTSBURGH	Steelers	W 27-24	Succop, 22-yard FG	6:32
10/31/10	BUFFALO	Bills	W 13-10	Succop, 35-yard FG	14:55
11/7/10	@ Oakland	Raiders	L 20-23	Janikowski, 33-yard FG	2:53
10/31/11	SAN DIEGO	Chargers	W 23-20	Succop, 30-yard FG	9:44
12/24/11	OAKLAND	Raiders	L 13-16	Janikowski, 36-yard FG	2:13
9/23/12	@ New Orleans	Chiefs	W 27-24	Succop, 31-yard FG	8:33
11/12/12	@ Pittsburgh	Chiefs	L 13-16	Suisham, 23-yard FG	0:55
12/29/13	@ San Diego	Chargers	L 24-27	Novak, 36-yard FG	9:30
9/11/16	SAN DIEGO	Chargers	W 33-27	Smith, 2-yard run	5:07
11/27/16	@ Denver	Broncos	W 30-27	Santos, 34-yard FG	14:58
11/19/17	@ N.Y. Giants	Chiefs	L 9-12	Rosas, 23-yard FG	8:03

HOME TEAM IN ALL CAPS

* 1962 AFL Championship Game

Texans captain Abner Haynes elected to "kick to the clock"

+ 1971 AFC Divisional Playoff Game (longest game in NFL history)

** 1993 AFC Wild Card Playoff Game

CHIEFS IN OTHER PRIMETIME CONTESTS

RECORD: 33-19 (.635)

THURSDAY: 8-6 (.571)

9/12/85	L.A. RAIDERS	W	36-20
10/17/96	SEATTLE	W	34-16
10/16/97	SAN DIEGO	W	31-3
10/21/99	@ Baltimore	W	35-8
10/25/01	INDIANAPOLIS	L	28-35
11/29/01	PHILADELPHIA	L	10-23
11/23/06	DENVER	W	19-10
11/1/12	@ San Diego	L	13-31
9/19/13	@ Philadelphia	W	26-16
11/20/14	@ Oakland	L	20-24
9/17/15	DENVER	L	24-31
12/8/16	OAKLAND	W	21-13
9/7/2017	@ New England	W	42-27
10/19/17	@ Oakland	L	30-31

FRIDAY: 3-4 (.429)

9/16/60	@ Oakland	W	34-16
11/18/60	@ Boston	L	14-42
11/3/61	@ Boston	L	21-28
10/12/62	@ Boston	W	27-7
11/8/63	OAKLAND	L	7-22
10/23/64	@ Boston	L	7-24
10/21/05	@ Miami	W	30-20

SATURDAY: 10-1 (.909)

9/10/60	@ L.A. Chargers	L	20-21
9/8/62	BOSTON	W	42-28
9/7/63	@ Denver	W	59-7

12/14/63	BOSTON	W	35-3
9/18/65	@ N.Y. Jets	W	14-10
10/8/66	DENVER	W	37-10
9/9/67	@ Houston	W	25-20
9/28/68	@ Miami	W	48-3
10/5/68	@ Buffalo	W	18-7
12/23/06	@ Oakland	W	20-9
12/16/17	LOS ANGELES	W	30-13

SUNDAY: 12-8 (.600)

10/25/92	PITTSBURGH	L	3-27
11/22/92	@ Seattle	W	24-14
12/26/93	@ Minnesota	L	10-30
9/18/94	@ Atlanta	W	30-10
11/6/94	L.A. RAIDERS	W	13-3
11/19/95	HOUSTON	W	20-13
9/6/98	OAKLAND	W	28-8
10/4/98	SEATTLE	W	17-6
10/26/03	BUFFALO	W	38-5
9/12/04	@ Denver	L	24-34
9/18/05	@ Oakland	W	23-17
11/20/05	@ Houston	W	45-17
12/17/06	@ San Diego	L	9-20
11/27/11	PITTSBURGH	L	9-13
11/17/13	@ Denver	L	17-27
11/30/14	DENVER	L	16-29
10/2/16	@ Pittsburgh	L	43-14
11/27/16	@ Denver	W	30-27
12/25/16	DENVER	W	33-10
10/8/17	@ Houston	W	42-34

GOVERNOR'S CUP SERIES



From the '68 preseason through the 2015 preseason, the Chiefs faced their in-state rivals from St. Louis in 46 "Governor's Cup" contests. From '68-87, Kansas City faced the St. Louis Cardinals every preseason and also met the Cardinals in regular season play four times while that franchise was stationed on Missouri's "Eastern Shore" before it moved to Arizona for the start of the '88 campaign. After the Rams moved to St. Louis in '95, the "Governor's Cup" series was renewed during the '96 preseason. Following the 2015 season, the Rams relocated back to Los Angeles, giving the Chiefs a winning record versus their "Show-Me State" rivals.

St. Louis Cardinals (1968-87)

Overall: 16-7-2

Regular Season: 2-1-1

Preseason: 14-6-1

8/17/68	ST. LOUISW	13-10
8/28/69	@ St. LouisW	31-21
9/12/70	ST. LOUISL	24-30
11/22/70*	ST. LOUIST	6-6
9/4/71	ST. LOUIST	17-17
8/12/72	ST. LOUISW	24-14
9/7/73	@ St. LouisW	16-7
9/6/74	ST. LOUISW	21-16
12/1/74*	@ St. LouisW	17-13
8/9/75	ST. LOUISL	3-10
9/3/76	@ St. LouisL	14-31
9/10/77	ST. LOUISW	37-20
8/26/78	ST. LOUISL	7-12
8/18/79	ST. LOUISW	20-3
8/23/80	@ St. LouisW	20-10
11/23/80*	@ St. LouisW	21-13
8/22/81	ST. LOUISL	3-16
9/4/82	@ St. LouisW	10-16
8/20/83	ST. LOUISW	17-16
10/2/83	ST. LOUISW	38-14
8/10/84	@ St. LouisL	10-14
8/31/85	ST. LOUISW	17-13
8/16/86	@ St. LouisW	27-26
11/23/86*	@ St. LouisL	14-23
9/6/87**	St. LouisW	13-10

St. Louis Rams (1996-2015)

Overall: 12-9

Regular Season: 6-0


Preseason: 6-9

8/17/96	ST. LOUISL	30-34
8/22/97	@ St. LouisL	13-14
10/26/97*	@ St. LouisW	28-20
8/28/98	@ St. LouisL	6-10
10/22/00*	ST. LOUISW	54-34
8/31/01	@ St. LouisL	17-21
8/30/02	ST. LOUISW	23-16
12/8/02*	ST. LOUISW	49-10
8/28/03	@ St. LouisW	22-6
8/23/04	ST. LOUISW	24-7
9/2/05	@ St. LouisL	23-27
8/26/06	ST. LOUISW	16-12
11/5/06*	@ St. LouisW	31-17
8/30/07	@ St. LouisL	3-10
8/28/08	ST. LOUISW	21-17
9/3/09	@ St. LouisL	9-17
12/19/10*	@ St. LouisW	27-13
8/26/11	ST. LOUISL	10-14
8/18/12	@ St. LouisL	17-31
10/26/14*	ST. LOUISW	34-7
9/3/15	@ St. LouisW	24-17

*Denotes regular season game.

**At Memphis, Tennessee.

THANKSGIVING DAY GAMES



Lamar Hunt's longtime efforts to secure a Thanksgiving Day game at Arrowhead Stadium became a reality when the club defeated Denver 19-10 in Arrowhead's first-ever Thanksgiving contest (11/23/06). The holiday match-up between two longtime AFC West rivals marked the NFL Network's first live regular season game broadcast and drew a paid attendance of 79,484, the fifth-largest crowd in Arrowhead history. Kansas City hosted a trio of Thanksgiving Day games at Municipal Stadium, including a 31-17 victory vs. Denver (11/27/69) that included a 53-yard return of an onside kick for a TD by LB Bobby Bell. On Thanksgiving Day at Detroit (11/28/96), Hall of Fame RB Marcus Allen became the NFL's all-time leader in rushing TDs, registering his 111th ground score on a one-yard run to bypass RB Walter Payton's previous record, a mark that was later bypassed by RB Emmitt Smith.

11/24/60	@ N.Y. TitansL	35-41
11/23/67	OAKLANDL	22-44
11/28/68	HOUSTONW	24-10
11/27/69	DENVERW	31-17
11/25/71	@ DetroitL	21-32

11/26/81	@ DetroitL	10-27
11/26/87	@ DetroitW	27-20
11/23/95	@ DallasL	12-24
11/28/96	@ DetroitW	28-24
11/23/06	DENVER (N)W	19-10

CHIEFS IN THE AMERICAN BOWL



1990 American Bowl

Rams 19, Chiefs 3

August 11, 1990 • 55,429


Olympic Stadium • Berlin, West Germany

KANSAS CITY.....	0	0	3	0	—	3
L.A. RAMS.....	7	3	0	9	—	19

Kansas City's initial American Bowl expedition featured heavy doses of culture but little offense as the Rams prevailed by a 19-3 margin. RB Barry Word made his first appearance in a Kansas City uniform, pairing with the league's leading rusher in '89, RB Christian Okoye to form the quintessential "Martyball" backfield. However, the Chiefs only points would come on a 19-yard FG by K Bjorn Nittmo.



RB James Saxon (21) and TE Jonathan Hayes (85) are on hand as the Berlin Wall begins crumbling down in Berlin, West Germany.



The Chiefs players and staff receive an indoctrination in the art of sumo wrestling at practice in Tokyo.



1994 American Bowl

Vikings 17, Chiefs 9

August 7, 1994 • 49,555

Tokyo Dome • Tokyo, Japan

KANSAS CITY.....	0	9	0	0	—	9
MINNESOTA.....	7	10	0	0	—	17

Kansas City's first appearance on Japanese soil was a rematch of Super Bowl IV, but Minnesota prevailed in this contest thanks to a pair of interceptions. Chiefs QB Matt Blundin accounted for the club's only TD when he connected with rookie WR Lake Dawson for a 40-yard score. Kansas City then attempted a two-point conversion for the first time since '69 as the NFL finally implemented the old AFL two-point rule in '94.



1996 American Bowl

Chiefs 32, Cowboys 6

August 5, 1996 • 45,128

Estadio Universitario • Monterrey, Mexico

KANSAS CITY.....	3	10	6	13	—	32
DALLAS.....	3	0	3	0	—	6

The Chiefs defense stifles the defending Super Bowl champions, allowing the Cowboys just five first downs. Kansas City's offense piles up 514 yards of total offense, including 173 rushing yards, while Dallas manages 214 total yards on the day as the Chiefs convert the partisan crowd of Cowboys fans into supporters of the "Jefes de Kansas City" or Kansas City Chiefs.



DE Neil Smith does his best matador impersonation and tries his hand at "bull-fighting" while in Monterrey, Mexico.



WR Masato "The Magnet" Itai (13) and TE Nachi Abe (47) join Chiefs President Carl Peterson in pregame ceremonies at the Tokyo Dome.



1998 American Bowl

Packers 27, Chiefs 24 OT

August 2, 1998 • 42,018

Tokyo Dome • Tokyo, Japan

GREEN BAY.....	0	14	7	3	3	—	27
KANSAS CITY.....	14	0	10	0	0	—	24

Green Bay K Ryan Longwell misses a potential game-winning 45-yard FG attempt at the end of regulation, while both Green Bay K Brett Conway and Kansas City K Pete Stoyanovich miss field goals in OT before Longwell makes the 27-yard game winner with 5:03 left in the extra session. Kansas City's roster features Japanese national players TE Nachi Abe and WR Masato "The Magnet" Itai.





ARROWHEAD STADIUM 1972-PRESENT FULLY RENOVATED-2010



Arrowhead Stadium underwent a \$375 million renovation project that was fully completed in 2010. It is part of the Harry S. Truman Sports Complex, which also includes 42,000-seat Kauffman Stadium, home of the Kansas City Royals baseball club. Since its dedication on August 12, 1972, for a preseason game vs. the St. Louis Cardinals, 28,300,745 spectators have passed through Arrowhead's turnstiles. After 23 seasons of artificial turf, Arrowhead sported a grass playing surface for the first time in 1994.

Location: One Arrowhead Drive - Kansas City, Missouri
Preseason Record: 56-47-1 (.538)
Regular Season Record: 208-147-1 (.584)
Postseason Record: 2-6-0 (.250)
All Games: 266-200-2 (.571)

Capacity: 76,416 approx. (Present)
 Upper Level - 34,356; Club Level - 7,715.
 Lower Level - 31,587; Suites & Boxes - 2,758.
 50,000 seats between end zones.

Luxury Suites: 126 (Includes 22 field boxes)

Renovation Data: Groundbreaking - August 2007
 Completion - September 2010
 Overall Supervision - Jackson County Sports Authority
 Architect - Populous
 General Contractor - Turner Construction Company

Renovation Costs: \$375,000,000

Original Data: Groundbreaking - July 1968
 Completion - August 1972
 Overall Supervision - Jackson County Sports Authority
 Architect - Kivett and Myers with Charles, Deaton, Design Associate
 General Contractor - Sharp, Kiddle, Webb
 Grass Installation - S.W. Franks (General Contractor) July 1994

Original Costs: Dual Stadium Complex - \$53,000,000
 Original Additions Paid by Chiefs - \$9,500,000
 (Chiefs paid for 18,000 chair-back seats, computerized scoreboard, concession facilities, team facilities, business suites and office areas.)

Location: 22nd and Brooklyn - Kansas City, Missouri
Preseason Record: 11-3-1 (.767)
Regular Season Record: 44-16-3 (.722)
Postseason Record: 0-1-0 (.000)
All Games: 55-20-4 (.722)
Capacity: 49,002 (1971 - Final Season)
Construction Data: Opened - 1923
 Upper Deck Added - 1954-55

Municipal Stadium served as the Chiefs original home in Kansas City after previously housing two short-lived NFL franchises, the Kansas City Blues (1924) and the Kansas City Cowboys (1925-26). The Chiefs and the Kansas City Athletics baseball club shared the facility until the A's departed for Oakland following the 1967 season. Kansas City went undefeated (7-0) at home during the 1971 regular season, but the final contest (and only playoff game) in Municipal Stadium's history will live in infamy for Chiefs fans, a devastating double overtime 27-24 playoff loss to the Miami Dolphins on Christmas Day of 1971, a contest which remains the NFL's longest game at 82 minutes, 40 seconds.

MUNICIPAL STADIUM 1963-1971



COTTON BOWL 1960-1962



Location: Texas State Fairgrounds - Dallas, Texas
Preseason Record: 1-0-0 (1.000)
Regular Season Record: 15-6-0 (.714)
Postseason Record: 0-0-0 (.000)
All Games: 16-6-0 (.727)
Capacity: 75,504 (1962 - Final Season)
Construction Data: Opened - 1932
 Upper Deck Added - 1948-49

The Cotton Bowl served as the home of the American Football League's Dallas Texans from 1960-62 before the franchise moved to Kansas City in 1963 and became known as the Chiefs. The Texans shared the stadium with the NFL's expansion Dallas Cowboys. The facility served until 1999 as a home field for SMU, the alma mater of Chiefs Founder Lamar Hunt. The Texans final contest in the Cotton Bowl was a 26-17 win over the San Diego Chargers on December 16, 1962, before a sparse crowd of 18,384 fans. The Texans would win a 20-17 double-overtime thriller the next week at Houston to capture the first of three AFL titles.

THE ARROWHEAD STADIUM STORY

The Kansas City Chiefs and St. Louis Cardinals played the inaugural game at Arrowhead Stadium on Aug. 12, 1972. Since that initial contest, much has changed at the Truman Sports Complex. On April 4, 2006 Jackson County, Mo., taxpayers approved a 3/8 cent sales tax that was expected to raise \$425 million for improvements to the Sports Complex, including \$212.5 million for Arrowhead. The State of Missouri also contributed \$37.5 million. In addition, the Hunt family contributed \$125 million to the project which officially commenced with a groundbreaking ceremony on Aug. 22, 2007. These improvements maintain Arrowhead's longstanding status as one of the nation's top venues for fans to experience the excitement of NFL and collegiate football.

Fans can enjoy numerous new areas including Founder's Plaza, the Ford Fan Zone, the Chiefs Sports Lab, the Chiefs Hall of Honor presented by Spectrum, the Founder's Club, the Scout Investments Club Level and a new team store. Other improvements include an upgraded sound and scoreboard system, a 360-degree video ribbon board, concourses that are doubled in size and an upgraded variety of food and beverage options.

While other venues of a similar vintage have long since been termed obsolete, thanks to the foresight and vision of the leadership of Jackson County, the Hunt family, the Chiefs and the taxpayers who made it a reality, Arrowhead has stood the test of time.

At the time of its dedication in 1972, the legendary founder of the Chicago Bears, George Halas, called Arrowhead "the most revolutionary, futuristic, sports complex I have ever seen." Hal Lebovitz, Sports Editor of the *Cleveland Plain Dealer* added, "It took courage to sell the citizens of Kansas City on the twin park plan. But they bought it because they want the best."

In the late 1960s, after design and seating capacity concerns caused plans for a single, multi-purpose domed stadium to be scrapped, Kansas City opted to construct two separate stadiums, one for football and one for baseball. Voters approved the Sports Complex bond issue in 1967, which included plans for a revolutionary concept – the world's first rolling stadium roof (pictured below). Construction cost overruns and project delays caused by a lengthy strike eventually forced the roof concept to be put on hold, but Arrowhead was completed in time for the 1972 season.

In 1984, the Jackson County Sports Authority again investigated the feasibility of a dome - this time made of fabric - but that concept too was shelved as being unnecessary and financially impractical.

A decade later, in 1994, under Arrowhead's continued open-air arrangement, a natural playing surface was installed in the facility for the first time, just one of numerous improvements which were made prior to the current renovation. In 1999, all 33,975 seats in the upper level of the stadium were replaced, while all 35,277 lower level seats and all 10,199 club level seats were replaced for the 2000 season.

Undoubtedly one of the finest facilities in the NFL, Arrowhead and the fans who consistently fill it have helped produce a homefield advantage for the Chiefs. It's been more than 40 years since the first plans were



Original plans for the Truman Sports Complex called for a rolling roof which could cover Arrowhead or its baseball counterpart, Kauffman Stadium - a revolutionary concept at the time.



CHIEFS TOP HOME CROWDS

(Regular Season and Playoffs)

Date	Opponent	ATTEND.
October 2, 2000	Seattle	82,893*
November 5, 1972	Oakland	82,094
September 11, 1994	San Francisco	79,907
September 17, 1972	Miami	79,829
November 23, 2006	Denver	79,484
September 22, 1996	Denver	79,439
October 26, 1998	Pittsburgh	79,431
October 9, 1995	San Diego	79,288
September 8, 1996	Oakland	79,281
November 10, 1996	Green Bay	79,281
October 7, 1996	Pittsburgh	79,189
January 11, 2004	Indianapolis	79,159

All at Arrowhead

*Arrowhead attendance: 78,502;
Kauffman Stadium attendance: 4,391

During the 30th Anniversary season of Arrowhead in 2001, Chiefs Founder Lamar Hunt expressed the organization's thanks to Colorado-based architect, the late Charles Deaton, who conceived the two-stadium concept. Hunt praised the governmental bodies who took the initiative, and the workers who built Arrowhead, as well as the support of the Jackson County taxpayers who financed this futuristic venture. Hunt also wished to extend on behalf of the entire Chiefs organization a hearty salute to all who have unquestionably made Arrowhead Stadium - The Home of the ... CHIEFS!

ARROWHEAD'S FOOTBALL TRADITION



Arrowhead Stadium has been a destination for football aficionados since it opened in 1972. In addition to serving as the "Home of the Chiefs," Arrowhead has hosted or is scheduled to host a number different college football contests. The first college game played at the facility was a SWAC contest on October 14, 1972 in which Grambling defeated Mississippi Valley State in front of a crowd of 9,833. The Dr Pepper Big 12 Championship, an annual Missouri vs. Kansas "Border Showdown" and "The Fall Classic" between Division II powers Northwest Missouri State and Pittsburg State have all been past regular events at Arrowhead. The facility also served as the site of the '74 AFC-NFC Pro Bowl.


1974 AFC-NFC PRO BOWL



NFC 0 10 0 3 — 13
AFC 3 3 3 6 — 15



January 20, 1974 • 66,918



In conditions that were described as cold, but humid, coaches Tom Landry of Dallas (NFC) and John Madden of Oakland (AFC) watched their teams combine for 15 fumbles and four interceptions in the 1974 Pro Bowl at Arrowhead Stadium.

K Garo Yepremian of the Dolphins kicked a Pro Bowl-record five field goals, accounting for all 15 of the AFC's points en route to earning MVP honors. Yepremian's fourth field goal gave the AFC a 12-10 fourth-quarter lead, but RB O.J. Simpson's fumble minutes later would set up a 21-yard field goal for a 13-12 NFC lead with less than two minutes to play. Miami QB Bob Griese answered by driving the AFC into position for the winning score. Yepremian would split the uprights with just 0:21 remaining to give the AFC a 15-13 win.



THE DR PEPPER BIG 12 CHAMPIONSHIP

Since 2000, Arrowhead Stadium has played host to the Dr Pepper Big 12 Football Championship Game five times. Oklahoma has claimed four of the five contests played in Kansas City, including a 62-21 win over Missouri in the most recent affair on 12/6/08.



#1 Oklahoma - 27
#8 Kansas State - 24
December 2, 2000 • 76,665

QB Josh Heupel throws for two TDs as Oklahoma advances to win the national championship game.



#15 Kansas State - 35
#1 Oklahoma - 7
December 6, 2003 • 79,491

Olathe, Kansas native RB Darren Sproles racks up 323 yards from scrimmage as Kansas State claims its first Big XII Championship.



#2 Oklahoma - 42
Colorado - 3
December 4, 2004 • 62,130

RB Adrian Peterson scores three rushing TDs as Oklahoma advances to the national championship game vs. USC.



#8 Oklahoma - 21
#19 Nebraska - 7
December 2, 2006 • 80,031

WR Malcolm Kelly (10 catches for 142 yards) catches two TD passes as Sooners advance to the 2007 Fiesta Bowl.



#4 Oklahoma - 62
#19 Missouri - 21
December 6, 2008 • 71,004

Oklahoma becomes the first team to score at least 60 points in five straight games since Tulsa in '19.

COLLEGE FOOTBALL AT ARROWHEAD



THE BORDER SHOWDOWN

Missouri vs. Kansas

The Missouri-Kansas football series is the second-most played rivalry in college football history. This football rivalry originated in Kansas City on October 31, 1891 with a 22-10 Kansas win. Missouri leads the all-time series 57-54-9. A total of 26 contests in this 120-year rivalry have been played in Kansas City, including 19 of the first 20 games. In 2007, the clash once again called Kansas City home as Arrowhead Stadium played host to the storied traditions of MU and KU.

2007 #4 Missouri - 36



#2 Kansas - 28
11/24/07 • 80,537

2008 Kansas - 40



#12 Missouri - 37
11/29/08 • 79,123

2009 Missouri - 41



Kansas - 39
11/28/09 • 70,072

2010 Missouri - 35



Kansas - 7
11/27/10 • 55,788

2011 Missouri - 24



Kansas - 10
11/26/11 • 47,059

THE FALL CLASSIC

Pittsburg State vs. Northwest Missouri State

Tabbed "The Clash of Champions," The Fall Classic at Arrowhead Stadium paired perennial NCAA Division II powerhouses Pittsburg State and NW Missouri State in a Mid-America Intercollegiate Athletics Association regular season contest from 2002-2013. NW Missouri State has played Central Missouri the past two seasons. The 2002 contest drew 26,695 fans, an unofficial NCAA Division II single-game attendance record.

Date	Results	Att.	Of Note
10/17/02	NWMS 29 - PSU 7	26,695	Game sets unofficial NCAA Div. II attendance record.
11/15/03	NWMS 20 - PSU 19	20,324	NWMS blocks FG with 0:55 left to preserve win.
11/6/04	PSU 21 - NWMS 17	25,300	Teams enter game as the top two in Div. II rankings.
10/29/05	PSU 56 - NWMS 35	21,044	NWMS later plays in Div. II Championship Game.
11/4/06	NWMS 41 - PSU 14	22,561	NWMS advances to 2nd-straight Div. II Champ. Game.
10/6/07	NWMS 37 - PSU 34 OT	19,103	One-yard TD run in OT gives the Bearcats the win.
11/22/08	NWMS 35 - PSU 10	21,316	Schools meet again in NCAA Division II Playoffs.
9/12/09	NWMS 30 - PSU 10	20,813	NWMS goes on to win NCAA Division II Championship.
11/13/10	NWMS 22 - PSU 16	16,504	NWMS advanced to NCAA Division II Semifinals.
10/1/11	PSU 38 - NWMS 35	15,106	PSU goes on to win NCAA Division II Championship.
10/13/12	NWMS 31 - PSU 21	15,349	NWMS advanced to round two of NCAA Division II tournament.
10/19/13	NWMS 24 - PSU 15	17,369	NWMS goes on to win NCAA Division II Championship.
10/1/16	NWMS 42 - UCM 17	15,349	NWMS goes on to win NCAA Division II Championship, sixth title
9/30/17	NWMS 24 - UCM 20	12,765	NWMS scored go-ahead TD with seven seconds left

KANSAS STATE VS. IOWA STATE

Kansas State University and Iowa State University reached an agreement to play regular season Big 12 Conference contests between the two schools at Arrowhead Stadium in 2009 and 2010. In the initial game of the series at Arrowhead, Kansas State blocked an Iowa State extra point attempt with 0:32 left on the clock to seal the Wildcats 24-23 victory. The 2010 contest resulted in a seven-point Kansas State victory as RB Daniel Thomas registered 34 carries for 189 yards and two TDs.

2009 Kansas State - 24



Iowa State - 23
10/3/09 • 40,851

2010 Kansas State - 27



Iowa State - 20
9/18/10 • 38,468

OTHER COLLEGE FOOTBALL GAMES AT ARROWHEAD

Date	Results	Att.	Of Note
10/14/72	Grambling 27 - Miss. Valley St. 21	9,833	First college football game ever held at Arrowhead.
10/3/98	Nebraska 24 - Oklahoma St. 17	79,555	Western Star Classic is first Div. I game at Arrowhead.
8/26/00	Kansas State 27 - Iowa 7	77,148	K-State wins The Eddie Robinson Football Classic.
8/24/02	Florida State 38 - Iowa State 31	55,132	FSU wins The Eddie Robinson Football Classic.
8/23/03	Kansas State 42 - California 28	50,823	K-State victorious in Black Coaches Assoc. Game.
9/3/05	Missouri 44 - Arkansas State 17	32,906	QB Brad Smith gains 412 yards and four TDs.
10/15/05	Oklahoma 19 - Kansas 3	54,109	Oklahoma defense limits Kansas to 97 total yards.
9/14/13	Lincoln University 47 - Grambling 34	20,176	Lincoln puts up 600 yards of total offense in win.
9/6/14	Langston University 49 - Lincoln 48	8,076	Langston overcomes 42-28 halftime deficit.
10/11/14	MNU (Kan.) 20 - Missouri Valley 17	6,070*	Game One of NAIA Gridiron Challenge.
10/11/14	Baker University 27 - Benedictine 21	6,070*	Game Two of NAIA Gridiron Challenge.
11/14/15	Missouri 20 - BYU 16	42,824	First Div. I game at Arrowhead since 2011

*Indicates attendance for both games of NAIA Gridiron Challenge doubleheader



NON-FOOTBALL, NON-WIZARDS (PRE-2007) EVENTS (1972-Present)

Concerts/Music Events

1973
 Elton John
1974
 Black Oak Arkansas
1975
 Deep Purple
 Black Oak Arkansas
 Rolling Stones
 Beach Boys & Ozark Mountain
 Daredevils
1976
 Beach Boys & Doobie Brothers
 ZZ Top
 Jethro Tull
 Earth, Wind & Fire
 Johnny Cash
 Music Sound Funk Festival
 Country Festival
1977
 Peter Frampton
1978
 Summer Rock I
 Willie Nelson
 Summer Rock 2
1979
 Ted Nugent
1980
 Super Bowl of Rock & Roll
 Doobie Brothers Concert
1982
 Summer Jam I
 Summer Jam II
1984
 Michael Jackson
1988
 Pink Floyd
 Monsters of Rock
 Drum Corps International
1989
 The Who
 Rolling Stones
 Drum Corps International
1992
 Guns & Roses/Metallica
 U2
1993
 Paul McCartney
1994
 Pink Floyd
1997
 U2
1998
 George Strait
1999
 George Strait
2001
 George Strait
 NSYNC
 KC 150 Celebration
2011
 Kenny Chesney
 Taylor Swift
2012

Kenny Chesney & Tim McGraw
2013
 Kenny Chesney
2015
 Rolling Stones
 One Direction
 Kenny Chesney & Jason Aldean
2016
 Kenny Chesney
 Guns & Roses
2017
 U2
2018
 Kenny Chesney
 Taylor Swift
 Ed Sheeran

Conventions

1996
 Promise Keepers
1997
 Promise Keepers
2004
 Billy Graham Crusade
2015
 American Royal World Series of
 Barbecue

Soccer

1973
 High School Soccer All-Star
 Game
1990
 MLS All-Stars vs. US National
 Soccer
 MLS All-Stars vs. US National
 Soccer
1999
 Nike U.S. Women's Cup
2000
 Nike "Road to Glory" Women's
 Soccer Game
2001
 World Cup Qualifying Round –
 U.S.A. vs. Costa Rica
2004
 Lamar Hunt U.S. Open Cup
 Championship Game
 U.S. Women's Olympic Soccer
 Team vs. Mexico
2009
 El Clasico — Club Deportivo
 Guadalajara S.A. de C.V.
 (Chivas) vs. Club America
2010
 Kansas City Wizards vs.
 Manchester United
2015
 International Friendly — Mexico
 vs. Paraguay

High School Sports

1972
 High School Bowl

1973
 Missouri High School Playoffs
1976
 Big Brothers High School Game
1977
 Big Brothers High School Game
1978
 Big Brothers High School Game
1979
 Big Brothers High School Game
1980
 Big Brothers High School Game
1981
 Big Brothers High School Game
1982
 Show-Me Bowl
 Big Brothers High School Game
1983
 Big Brothers High School Game
1984
 Missouri High School Playoffs
1985
 Big Brothers High School Game
1986
 Missouri High School Playoffs
1992
 Metro Dream Classic
1993
 Mo/Kan All-Star Game
2011
 Joplin vs. Ray-Pec H.S. Game

Motor Sports

1980
 Tractor Pull
 Motocross
1981
 Motocross
 Super Bowl of Motocross
 Mud-A-Thon
1982
 Mud-A-Thon
 Motocross
1983
 Motor Spectacular
 Miller Supercross Motocross
1985
 Motor Spectacular
1986
 Motor Spectacular
1987
 Motor Spectacular
1988
 Motor Spectacular
1989
 Motor Spectacular
1990
 Motor Spectacular
1991
 Motor Spectacular
1992
 Motor Spectacular
1993
 Motor Spectacular

*Note: Dating back to 1972,
 Arrowhead has hosted more than
 100 non-football or non-Wizards
 events.*



ALL-TIME ROSTER



Player	Pos.	Jersey(s) Worn	College	GP/GS	Year(s) Played	Year(s) Started
A						
Abdullah, Husain	S	39	Washington State	43/22	2013-15	2014
Abell, Bud	LB	52	Missouri	40/0*	1966-68	
Acker, Bill	NT/DE	64, 74	Texas	5/2	1982, 1987	
Acker, Kenneth	CB	27, 25	SMU	25/2	2016-17	
Adamle, Mike	RB	1	Northwestern	22/4	1971-72	
Adams, Tony	QB	11	Utah State	50/7	1975-78	
Adams, Vashone	S	26	Eastern Michigan	0/0	1998	
Adickes, Mark	G	61	Baylor	53/48	1986-89	1986-89
Adkins, Kevin	C	65	Oklahoma	2/0	1987	
Agajanian, Ben	K	3	New Mexico	3/0	1961	
Agee, Tommie	RB	32	Auburn	9/0	1989	
Aguiar, Louie	P	5	Utah State	16/0	1994-98	1994-98**
Albert, Branden	T	76	Virginia	85/83	2008-13	2008-13
Ale, Arnold	LB	56	UCLA	2/0	1994	
Alexander, D.J.	LB	57	Oregon State	32/1	2015-16	
Alexander, Derrick	WR	82	Michigan	60/56	1998-01	1998-01
Alford, Darnell	T	72	Boston College	4/0	2000-02	
Allan, Michael	TE	81	Whitworth (WA)	0/0	2007	
Alleman, Andy	C/G	62	Akron	9/3	2009	
Allen, Jared	DE	69	Idaho State	61/55	2004-07	2004-07
Allen, Jeff	OL	71	Illinois	44/36	2012-15	2012-15
Allen, Marcus	RB	32	Southern California	77/53	1993-97	1993-96
Allen, Nate	CB	48	Texas Southern	44/24	1971-74	1973-74
Allen, Taje	CB	26	Texas	22/0	2001-02	
Allotey, Victor	G	69	Indiana	0/0	2001-02	
Alt, John	T	76	Iowa	179/149	1984-96	1987-96
Anders, Kimble	FB	38	Houston	125/94	1991-00	1993-98, 2000
Andersen, Jason	G/C	67	Brigham Young	3/0	2002	
Andersen, Morten	K	8	Michigan State	30/0	2002-03	2002-03**
Anderson, Charlie	LB	52	Mississippi	2/0	2010	
Anderson, Curtis	DE	90	Central State (Ohio)	6/0	1979	
Anderson, Darren	CB	44	Toledo	53/5	1994-97	
Anderson, Erick	LB	50	Michigan	8/1	1992-93	
Andrews, Billy	LB	53	Southwest Louisiana	28/28	1976-77	1976-77
Andrusyshyn, Zenon	P	7	UCLA	16/0	1978	1978**
Ane, Charlie	C	56	Michigan State	90/3	1975-80	
Arbanas, Fred	TE	84	Michigan State	104/34*	1961-70	1962-70
Arenas, Javier	CB	21	Alabama	47/12	2010-12	2012
Arnold, Jim	P	6	Vanderbilt	48/0	1983-85	1983-85**
Arnold, Walt	TE	87	New Mexico	47/39	1984-87	1985-86
Asamoah, Jon	G	73	Illinois	59/41	2010-13	2012-13
Ashley, Walker Lee	LB	54	Penn State	16/15	1989	1989
Atkins, Larry	S/LB	35, 50	UCLA	46/0	1999-02	
Auer, Scott	G/T	68	Michigan State	23/6	1984-85	1985
Austin, Hise	CB	21	Prairie View	12/0	1975	
Avant, Jason	WR	81	Michigan	21/1	2014-15	
Avery, Donnie	WR	17	Houston	22/17	2013-14	2013
Avery, Ken	LB	53	Southern Mississippi	14/5	1975	

B

Baab, Mike	C	60	Texas	3/3	1992	
Baber, Billy	TE	45	Virginia	29/2	2001-03	
Babin, Jason	DE	94	Western Michigan	7/4	2008	
Bailey, Allen	DL	97	Miami	86/48	2011-17	2014-15, 2017
Bailey, Mark	RB	39	Cal State - Long Beach	27/9	1977-78	1977-78
Bailey, Victor	WR	85, 88	Missouri	2/0	1995-96	
Bair, Brandon	DL	90	Oregon	0/0	2011	
Baker, Jason	P	9	Iowa	18/0	2003-04	2003**
Baker, Jon	K	12	Arizona State	2/0	1999	
Baldinger, Gary	DE	91	Wake Forest	23/4	1986-88	
Baldinger, Rich	T	77	Wake Forest	133/103	1983-92	1987-88, 1990-92
Baldwin, Johnny	LB	57	Alabama A&M	3/0	2007	
Baldwin, Jonathan	WR	89	Pittsburgh	26/10	2011-12	2012
Barbaro, Gary	S	26	Nicholls State	101/101	1976-82	1976-82
Barber, Shawn	LB	59	Richmond	27/24	2003-05	2003-04
Barker, Bryan	P	4	Santa Clara	60/0	1990-93	1990-93**
Barksdale, Rashad	CB	35	Albany (NY)	6/0	2007	
Barndt, Tom	DT/G	71	Pittsburgh	61/30	1996-99	1998-99
Barnes, Charley	E	82	Northeast Louisiana	4/--	1961	
Barnes, Lew	WR	80	Oregon	2/0	1989	
Barnes, Pat	QB	17	California	1/0	1997	
Barnes, T.J.	DL	77	Georgia Tech	5/0	2016	
Barnett, Tim	WR	82	Jackson State	44/11	1991-93	1991

Player	Pos.	Jersey(s)		College	GP/GS	Year(s)	Year(s)
		Worn				Played	Started
Bartee, William	CB	24		Oklahoma	87/31	2000-06	2002, 2004
Barth, Connor	K	5		North Carolina	10/0	2008	2008**
Barton, Jim	C	50		Marshall	14/--	1960	1960
Bartrum, Mike	TE	87		Marshall	3/0	1993	
Bates, Jackie	CB	41		Hampton	2/1	2010	
Battle, Jackie	RB	26		Houston	48/4	2007-11	
Battle, Julian	CB	26		Tennessee	26/1	2003-05	
Baugh, Tom	C	58		Southern Illinois	29/16	1986-88	1987-88
Baxter, Keith	CB	46		Marshall	0/0	2017	
Bayless, Martin	S	21, 30		Bowling Green	59/28	1992-93, 1995-96	1992-93
Beathard, Pete	QB	10		Southern California	51/2	1964-67, 1973	
Becht, Anthony	TE	88		West Virginia	9/5	2011	
Beckman, Ed	TE	85		Florida State	107/12	1977-84	1983
Beisel, Monty	DE/LB	52, 56, 96		Kansas State	58/9	2001-04, 2009	2004
Beisler, Randy	G	64		Indiana	3/2	1975	
Belcher, Jovan	LB	59		Maine	59/44	2009-12	2010-12
Bell, Billy	CB	40		Lamar	8/1	1991	
Bell, Bobby	LB	78		Minnesota	168/98*	1963-74	1963-74
Bell, Kendrell	LB	99		Georgia	43/28	2005-07	2005-06
Bell, Mike	DE	99		Colorado State	135/97	1979-85, 1987-91	1981-85, 1987-89
Bellamy, Josh	WR	11		Louisville	3/0	2012	
Belser, Ceasar	DB	24		Arkansas AM&N	56/0	1968-71	
Belser, Jason	S	29		Oklahoma	32/8	2001-02	
Belton, Horace	RB	35		Southeast Louisiana	46/6	1978-81	
Bennett, Donnell	RB	30		Miami (Fla.)	86/15	1994-00	1998
Bennett, Michael	RB	26		Wisconsin	17/0	2006-07	
Bentley, Scott	K	9		Florida State	2/0	1999	
Bergey, Bruce	TE	84		UCLA	7/0	1971	
Bernet, Ed	E	85		SMU	9/--	1960	
Bernhardt, Roger	G	68		Kansas	4/3	1975	
Berry, Eric	S	29		Tennessee	87/85	2010-17	2010, 2012-16
Best, Keith	LB	55		Kansas State	6/0	1972	
Biodrowski, Dennis	G	61		Memphis State	30/--	1963-67	
Birden, J.J.	WR	88		Oregon	77/42	1990-94	1992-94
Bishop, Sonny	G	66		Fresno State	14/--	1962	
Black, James	DE	67		South Carolina State	1/0	1987	
Black, Jordan	G/T	65		Notre Dame	48/29	2003-06	2006
Blackledge, Todd	QB	14		Penn State	40/24	1983-87	1984-86
Blackshear, Jeff	G	60		NE Louisiana	16/15	2000	2000
Blakely, Robert	WR	83		North Dakota State	2/0	1982	
Blanton, Jerry	LB	57		Kentucky	92/49	1979-85	1981-84
Blaylock, Derrick	RB	23		Stephen F. Austin	40/5	2001-04	
Bledsoe, Curtis	RB	30		San Diego State	16/1	1981-82	
Blundin, Matt	QB	14		Virginia	2/0	1992-95	
Bober, Chris	G/T	67		Nebraska - Omaha	44/6	2004-07	
Boerigter, Marc	WR	85		Hastings	41/2	2002-05	
Boiman, Rocky	LB	50		Notre Dame	11/9	2008	
Bolden, Juran	CB	43		Mississippi Delta J.C.	7/0	1999	
Bograkos, Steve	S	49		Central Michigan	0/0	1976	
Bono, Steve	QB	13		UCLA	36/31	1994-96	1995-96
Booker, Vaughn	DE	99		Cincinnati	56/22	1994-97	1995-97
Bookman, John	DB	22		Miami (Fla.)	14/--	1960	
Boone, Alfonso	DT	70		Mt. San Antonio JC	30/19	2007-08	2007
Boss, Kevin	TE	80		Western Oregon	2/2	2012	2012
Bowe, Dwayne	WR	82		Louisiana State	118/112	2007-14	2007-14
Boydston, Max	E	81		Oklahoma	25/--	1960-61	1960-61
Brackenridge, Tyron	CB	34		Washington State	14/1	2007-08	
Bradley, Mark	WR	83		Oklahoma	23/14	2008-09	2008
Bragg, Michael	CB	38		Texas A&M - Kingsville	4/0	2006	
Branch, Mel	DE	87		Louisiana State	84/--	1960-65	1960-65
Branch, Tyvon	DB	27		Connecticut	16/1	2015	
Brannan, Solomon	DB	38		Morris Brown	0/0	1965-66	
Bray, Tyler	QB	9		Tennessee	1/0	2013-17	
Breaston, Steve	WR	15		Michigan	26/17	2011-12	2011
Briggs, Bob	DE	84		Heidelberg	7/1	1974	
Brock, Kevin	TE	46		Rutgers	4/0	2013	
Brockington, John	RB	43		Ohio State	10/7	1977	1977
Brooker, Tommy	E/K	81		Alabama	55/--	1962-66	1962-66**
Brooks, Bucky	CB	45		North Carolina	9/0	1997-98	
Brown, Aaron	DE	87		Minnesota	78/57*	1966-72	1968-71
Brown, Colin	G	61		Missouri	0/0	2009	
Brown, Dee	RB	22, 38		Syracuse	23/0	2005-06	
Brown, Eric	WR	86		Tulsa	2/1	1987	
Brown, Jalil	DB	30		Colorado	29/2	2011-12	
Brown, Larry	T	79		Miami (Fla.)	5/0	1978-79	
Brown, Mike	S	30		Nebraska	16/16	2009	2009
Brown, Theotis	RB	27		UCLA	26/16	1983-84	1983-84
Browning, John	DE/DT	93		West Virginia	121/96	1996-06	1997-98, 2000-05
Brunson, Larry	WR	83		Colorado	53/43	1974-77	1976-77
Bryant, Bob	E	89		Texas	10/--	1960	1960

Player	Pos.	Jersey(s)		College	GP/GS	Year(s)	Year(s)
		Worn				Played	Started
Bryant, Trent	CB	45		Arkansas	28/17	1982-83, 1987	
Buchanan, Buck	DT	86		Grambling	182/93*	1963-75	1963-75
Budde, Brad	G	66, 71		Southern California	92/80	1980-86	1981-86
Budde, Ed	G	71		Michigan State	177/96*	1963-76	1964-74
Burford, Chris	E	88		Stanford	103/--	1960-67	1960-67
Burgmeier, Ted	S	48		Notre Dame	8/2	1978	
Burks, Ray	LB	59		UCLA	13/0	1977	
Burruss, Lloyd	S	34		Maryland	145/103	1981-91	1981-88
Burton, Antwon	DT	61		Temple	1/0	2008	
Bush, Lew	LB	51, 56		Washington State	37/24	2000-02	2000-01
Butker, Harrison	K	7		Georgia Tech	13/0	2017	2017**
Butler, Gary	TE	82		Rice	14/3	1973	
Butler, Gerald	WR	86		Nicholls State	0/0	1977	

C

Cadrez, Glenn	LB	51, 59		Houston	28/6	2001-02	
Cadwell, John	G	61		Oregon State	4/--	1961	
Cancik, Phil	LB	56		Northern Arizona	16/1	1981	
Cannon, Billy	TE	80		Louisiana State	6/3	1970	
Cannon, Mark	C	70		Texas - Arlington	11/0	1989	
Carlson, Dean	QB	9		Iowa State	1/0	1972-74	
Carney, John	K	5		Notre Dame	5/0	2007	
Carnahan, Andrew	T	71		Arizona State	0/0	2008	
Carolan, Reg	E	80		Idaho	62/1*	1964-68	
Carr, Brandon	CB	39		Grand Valley State	64/64	2008-11	2008-11
Carruth, Paul Ott	RB	30		Alabama	2/1	1989	
Carson, Carlos	WR	88		Louisiana State	120/91	1980-89	1982-88
Carter, Dale	CB	34		Tennessee	104/88	1992-98	1992-98
Carter, M.L.	CB	42		Cal State - Fullerton	33/9	1979-81	1979
Carter, Perry	CB	22		Southern Mississippi	2/0	1995	
Case, Frank	DE	95		Penn State	7/0	1981	
Cassel, Matt	QB	7		Southern California	48/47	2009-12	2009-12
Castille, Tim	RB	46		Alabama	17/4	2009-10	
Cash, Keith	TE	89		Texas	59/32	1992-96	1992, 1994-95
Catapano, Mike	DE	77		Princeton	15/0	2013-14	
Caveness, Ronnie	LB	50		Arkansas	7/--	1965	
Caver, Quinton	LB	52		Arkansas	29/4	2002-04	
Celestin, Oliver	CB	35		Texas Southern	8/0	2008	
Chambers, Chris	WR	11, 84		Wisconsin	22/16	2009-10	2009-10
Chappell, Devin	S	47		Oregon State	0/0	2017	
Charles, Jamaal	RB	25		Texas	103/69	2008-16	2009, 2012-15
Charles, Orson	TE	82		Georgia	5/0	2017	
Cheek, Steve	P	5		Humboldt State	12/0	2004	2004**
Cherry, Deron	S	20		Rutgers	148/124	1981-91	1983-91
Chesson, Jehu	WR	80		Michigan	12/1	2017	
Chilton, Gene	G/C	62		Texas	16/0	1989	
Christopher, Herb	S	41		Morris Brown	50/24	1979-82	1979-80
Clark, Bruce	DE	95		Penn State	11/0	1989	
Clark, Wayne	QB	13		U.S. International	1/0	1975	
Clavelle, Shannon	DT	91		Colorado	1/0	1997	
Clements, Tom	QB	2		Notre Dame	1/0	1980	
Clemons, Duane	DE	99		California	44/43	2000-02	2000-02
Clemons, Michael	RB	46		William & Mary	8/0	1987	
Cloud, Michael	RB	34		Boston College	56/6	1999-02	
Coan, Bert	RB	23		Kansas	68/2*	1963-68	
Cocroft, Sherman	S	22		San Jose State	44/1	1985-87	
Coffman, Paul	TE	84		Kansas State	27/24	1986-87	
Cofield, Tim	LB	54		Elizabeth City State	43/34	1986-88	1986-88
Colbert, Darrell	WR	81		Texas Southern	15/0	1987-88	
Colbert, Keary	WR	84		Southern California	7/0	2011	
Colbert, Lewis	P	5		Auburn	18/0	1986-87	1986**
Colclough, Ricardo	CB	23, 30		Tusculum	7/1	2008-09	
Cole, Justin	LB	57		San Jose State	0/0	2010	
Coleman, Kurt	S	27		Ohio State	15/3	2014	
Collier, Tim	CB	37		East Texas State	52/22	1976-79	1977-79
Collins, Mark	CB/S	25		Cal State - Fullerton	46/43	1994-96	1994-96
Collins, Ray	DT	71		Louisiana State	1/--	1960-61	1960-61
Collins, Todd	QB	15		Michigan	13/0	1998-05	
Colquitt, Dustin	P	2		Tennessee	206/0	2005-17	2005-17**
Colter, Jeff	DB	48		Kansas	1/0	1987	
Comings, Sanders	S	26		Georgia	2/0	2013-14	
Condon, Tom	G	65		Boston College	147/119	1974-84	1975-84
Conley, Chris	WR	17		Georgia	37/21	2015-17	2016-17
Connot, Scott	S	41		South Dakota State	2/0	2004	
Cook, Kenny	WR	6		Gardner-Webb	0/0	2016	
Cooper, Louis	LB	55		Western Carolina	79/17	1985-90	1986-87
Cooper, Marcus	CB	31		Rutgers	39/11	2013-15	
Copeland, Danny	S	25		Eastern Kentucky	30/1	1989-90	
Copper, Terrance	WR	10		East Carolina	62/7	2009-12	

Player	Pos.	Jersey(s) Worn	College	GP/GS	Year(s) Played	Year(s) Started
Corey, Walt	LB	56	Miami (Fla.)	69/--	1960-66	1960-64
Cornelison, Jerry	T	74	SMU	70/--	1960-65	1960-61
Cottam, Brad	TE	87	Tennessee	24/8	2008-10	
Cox, Mike	FB	42	Georgia Tech	39/17	2008-10	2008-09
Craig, Reggie	WR	80	Arkansas	15/0	1975-76	
Crawford, Keith	S	41	Howard Payne	8/0	1998	
Criswell, Jeff	T	69	Graceland (Iowa)	60/39	1995-98	1995, 1997-98
Crockett, Ray	CB	39	Baylor	29/17	2001-02	2001
Croyle, Brodie	QB	12	Alabama	18/10	2006-10	2007
Cruz, Ronnie	RB	42	Northern State	19/3	2005-06	
Culp, Curley	DT	61	Arizona State	82/69	1968-74	1969-73
Curtis, Kevin	WR	17	Utah State	0/0	2010	

D

Dacus, Weston	LB	57	Arkansas	8/0	2008-09	
Dalton, Lionel	DT	75	Eastern Michigan	34/27	2004-06	2004-05
Daney, George	G	60	Texas - El Paso	97/22	1968-74	1974
Daniel, Chase	QB	10	Missouri	10/2	2013-15	
Daniels, Calvin	LB	50	North Carolina	57/33	1982-85	1983-85
Daniels, Clemon	DB	36	Prairie View	14/--	1960	
Daniels, Travis	CB	34	Louisiana State	56/2	2009-12	
Darche, Jean-Philippe	LS	51	McGill	23/0	2007-08	
Darling, Devard	WR	81	Washington State	16/9	2008-09	2008
Davidson, Cotton	QB/P	19	Baylor	28/26	1960-61	1960-61
Davis, Anthony	LB	50	Utah	68/49	1994-98	1996-98
Davis, Dick	DE	86	Kansas	12/--	1962	
Davis, Knile	RB	34	Arkansas	57/2	2013-16	
Davis, Ricky	S	40	Alabama	13/5	1977	
Davis, Willie	WR	84	Central Arkansas	63/58	1991-95	1992-95
Dawson, Lake	WR	80	Notre Dame	43/26	1994-97	1995, '97
Dawson, Len	QB	16	Purdue	183/158	1962-75	1962-75
Dawson, Mike	NT	73	Arizona	9/0	1984	
DeBerg, Steve	QB	17	San Jose State	57/52	1988-91	1988-91
DeBernardi, Fred	DE	69	Texas - El Paso	7/0	1974	
deBruijn, Case	P	5	Idaho State	1/0	1982	
De La Puente, Brian	G	60	California	0/0	2008	
Delaney, Joe	RB	37	Northwestern Louisiana	23/17	1981-82	1981-82
Del Rio, Jack	LB	50	Southern California	25/17	1987-88	1987-88
Demps, Quintin	S	35	UTEP	16/6	2013	
Dennis, Pat	CB	41	Louisiana - Monore	16/13	2000-01	2000
Devey, Jordan	G	65	Memphis	11/2	2016-17	
DeVito, Mike	DE	70	Maine	28/19	2013-15	2013
Diamond, Bill	G	66	Miami (Fla.)	5/--	1963	
Diamond, Charlie	T	79	Miami (Fla.)	51/--	1960-63	1960-63
Dickerson, Ron	WR	23	Arkansas	15/0	1993-94	
Dickinson, Bo	FB	32	Southern Mississippi	28/--	1960-61	
DiGiacomo, Curt	G	65	Arizona	12/0	1988	
DiMarco, Patrick	FB	49	South Carolina	5/4	2012	
DiMidio, Tony	T	72	West Chester	26/--	1966-67	
Dimmick, Tom	C	55	Houston	13/--	1960	
Dirden, Johnny	WR	80	Sam Houston State	4/0	1979	
Dishman, Cris	CB	26	Purdue	16/16	1999	1999
Dixon, Al	TE	84	Iowa State	39/20	1979-82	1981-82
Dixon, Ernest	LB	56	South Carolina	1/0	1998	
Dixon, Ronnie	DT	90	Cincinnati	4/0	1998	
Dohring, Tom	T	71	Michigan	3/1	1992	
Dombroski, Paul	S	46	Linfield	42/13	1980-81	
Donaldson, Jeff	S	42	Colorado	16/9	1990	1990
Donnalley, Rick	C	51	North Carolina	22/22	1986-87	1986-87
Dorsey, Glenn	DE/DT	72	Louisiana State	66/65	2008-12	2008-11
Dorsey, Larry	WR	80	Tennessee State	16/0	1978	
Dotson, Alphonse	DT	79	Grambling	1/--	1965	
Doubiago, Dan	T	66	Utah	3/0	1987	
Douglas, Dameane	WR	11	California	0/0	2003	
Downing, Eric	DT	79, 92	Syracuse	42/13	2001-03	2001
Dozier, Cornelius	S	26	SMU	2/0	1987	
Draughn, Shaun	RB	32	North Carolina	17/0	2011-12	
Drayton, Troy	TE	87	Penn State	16/1	2000	
Dressel, Chris	TE	93	Stanford	7/0	1989	
Dressler, Doug	RB	41	Chico State	8/0	1975	
Drougas, Tom	T	76	Oregon	7/1	1974	
Drummond, Eddie	WR	85	Penn State	12/0	2007	
Dumas, Troy	LB	55	Nebraska	14/0	1995-97	
Duncan, Randy	QB	15	Iowa	14/2	1961	
Dunn, Jason	TE	89	Eastern Kentucky	119/25	2000-07	
Duvernay-Tardif, Laurent	OL	76	McGill	41/38	2014-17	2015-17
Dyal, Mike	TE	87	Texas A&I	9/0	1992-93	

Player	Pos.	Jersey(s) Worn	College	GP/GS	Year(s) Played	Year(s) Started
E						
Eachus, Nate	FB	45	Colgate	11/2	2012	
Easy, Omar	FB	43	Penn State	37/0	2002-04	
Eatman, Irv	T	75	UCLA	69/51	1986-90	1986-89
Edwards, Donnie	LB	59	UCLA	117/100	1996-01, 2007-08	1997-01, 2007-08
Edwards, Ron	DT	95	Texas A&M	80/61	2006-10	2006-07, 2009-10
Ehinger, Parker	OL	79	Cincinnati	6/5	2016-17	2016
Elam, Abram	S	27	Kent State	12/7	2012	
Eligwe, Ukeme	LB	45	Georgia Southern	14/1	2017	
Elkins, Mike	QB	10	Wake Forest	1/0	1989-90	
Elliott, Lin	K	2	Texas Tech	32/0	1994-95	1994-95**
Ellison, Atiyiah	DE	99	Missouri	0/0	2010	
Ellison, Willie	RB	24	Texas Southern	15/9	1973-74	1973
Elrod, Jimbo	LB	57	Oklahoma	36/5	1976-78	
Engram, Bobby	WR	84	Penn State	5/0	2009	
Enis, Hunter	QB	14	TCU	14/0	1960	
Epps, Jack	S	25	Kansas State	3/2	1987	
Erving, Cam	OL	75	Florida State	13/4	2017	
Espinoza, Alex	QB	12	Iowa State	1/0	1987	
Estell, Richard	WR	84	Kansas	2/0	1987	
Estes, Lawrence	DE	74	Alcorn A&M	18/7	1975-76	
Evans, James	RB	41	Southern (La.)	2/0	1987	
Evans, Mike	DE	94	Michigan	12/1	1992	
Everett, Eric	CB	39	Texas Tech	11/0	1991	

F						
Fada, Rob	G	65	Pittsburgh	5/0	1985	
Fanaika, Paul	G	74	Arizona State	0/0	2015	
Farrier, Curt	DT	70	Montana State	27/--	1963-65	
Fasano, Anthony	TE	80	Notre Dame	24/22	2013-14	2013-14
Favors, Greg	LB	54	Mississippi State	16/4	1998	
Feehery, Gerry	C	64	Syracuse	6/6	1988	
Fields, Jaime	LB	59	Washington	17/2	1993-95	
Fields, Jitter	RB	46	Texas	5/0	1987	
Finley, Clint	S	38	Nebraska	4/0	2002-03	
Fisher, Eric	T	72	Central Michigan	78/74	2013-17	2013-17
Fleming, Jamell	CB	30	Oklahoma	23/4	2014-15	
Flores, Tom	QB	12	Pacific	5/0	1969	
Flowers, Brandon	CB	24	Virginia Tech	88/87	2008-13	2008-13
Flynn, Don	DB	18	Houston	20/--	1960-61	1960-61
Foles, Nick	QB	4	Arizona	3/1	2016	
Ford, Dee	LB	55	Auburn	51/25	2014-17	2017
Foschi, John Paul	TE	84	Georgia Tech	7/0	2008	
Fournet, Sid	G	62	Louisiana State	28/--	1960-61	1960-61
Fox, Keyaron	LB	97	Georgia Tech	40/4	2004-07	
Franklin, Jerry	LB	59	Arkansas	7/0	2014	
Franklin, Will	WR	85	Missouri	13/1	2008	
Fraser, Jim	LB	51	Wisconsin	14/--	1965	
Frazier, Cliff	DT	61	UCLA	14/12	1977	
Frazier, Randy	LB	95	Morehead State	3/0	1987	
Frazier, Wayne	C	66	Auburn	21/--	1966-67	1966
Frazier, Willie	TE	83	Arkansas AM&N	22/8	1971-72	
Freeman, Eddie	DE	71	Alabama - Birmingham	20/0	2002-03	
Frey, Dick	DE	66	Texas A&M	14/--	1960	
Fujita, Scott	LB	51	California	48/41	2002-04	2002-04
Fuller, Steve	QB	4	Clemson	52/28	1979-82	1979-80
Fulton, Zach	OL	73	Tennessee	63/46	2014-17	2014, 2016-17

G						
Gafford, Thomas	LS	43, 48	Houston	105/0	2008-14	
Gagliano, Bob	QB	11	Utah State	2/0	1981-83	
Gagner, Larry	G	79	Florida	7/1	1972	
Gaines, Clark	RB	21	Wake Forest	10/0	1981-82	
Gaines, Phillip	CB	23	Rice	41/16	2014-16	
Gaither, Jared	T	71	Maryland	10/0	2011	
Gales, Dion	DE/DT	70	Troy	3/0	2009	
Gamble, Kenny	RB	48	Colgate	19/0	1988-90	
Gammon, Kendall	TE	83	Pittsburg State	106/0	2000-06	
Gannon, Rich	QB	12	Delaware	27/19	1995-98	1998
Gant, Earl	RB	23	Missouri	20/3	1979-80	
Garcia, Bubba	WR	80	Texas - El Paso	6/0	1980	
Gardner, Ellis	T	75	Georgia Tech	8/0	1983	
Gardner, Rod	WR	85	Clemson	14/0	2006	

Player	Pos.	Jersey(s)		College	GP/GS	Year(s) Played	Year(s) Started
		Worn					
Garrett, Mike	RB	21		Southern California	58/29*	1966-70	1966-70
Gatewood, Curtis	LB	52		Vanderbilt	6/0	2008	
Gauntly, Steve	WR	83		Northern Colorado	9/0	1979	
Gay, Matt	S	49		Kansas	2/0	1994	
Gehrke, Jack	WR	17		Utah	2/0	1968	
George, Ron	LB	55		Stanford	48/0	1998-00	
Germaine, Joe	QB	7		Ohio State	0/0	2001	
Getty, Charlie	T	77		Penn State	119/104	1974-82	1974-76, 1978-82
Getz, Lee	G	71		Rutgers	3/0	1987	
Gilberry, Wallace	DE	92		Alabama	53/3	2008-11	
Gilliam, Jon	C	65		East Texas State	76/--	1961-67	1962-67
Glenn, Jacoby	CB	26		UCF	0/0	2017	
Goff, Mike	G	79		Iowa	8/7	2009	
Golub, Chris	S	47		Kansas	1/0	1977	
Gonzalez, Tony	TE	88		California	190/174	1997-08	1998-08
Goodburn, Kelly	P	2		Emporia State	48/0	1987-90	1987-88, 1990**
Gossett, Jeff	P	7		Eastern Illinois	15/0	1981-82	1982**
Gordon, Amon	DL	99		Stanford	16/2	2011	
Gordon, Richard	TE	81		Miami	2/0	2013-14	
Graham, Derrick	T	74		Appalachian State	51/16	1990-94	1994
Graham, Tom	LB	56		Oregon	0/0	1974	
Granderson, Rufus	T	75		Prairie View	6/--	1960	
Gray, Carlton	CB	23		UCLA	20/1	1999-00	
Gray, Cyrus	RB	32		Texas A&M	35/0	2012-14	
Gray, Quinn	QB	8		Florida A&M	1/0	2008	
Gray, Tim	S	46		Texas A&M	36/34	1976-78	1976-78
Grayson, Dave	DB	45		Oregon	55/--	1961-64	1962-64
Grbac, Elvis	QB	11, 18		Michigan	49/47	1997-00	1997-00
Green, Boyce	RB	40		Carson Newman	16/7	1986	
Green, Gary	CB	24		Baylor	100/99	1977-83	1977-83
Green, Trent	QB	10		Indiana	88/88	2001-06	2001-06
Green, Woody	RB	27		Arizona State	28/24	1974-76	1974-76
Greene, David	QB	8		Georgia	0/0	2007	
Greene, Ted	LB	54		Tampa	32/--	1960-62	
Greene, Tom	QB	14		Holy Cross	11/0	1961	
Greene, Tracy	TE	87		Grambling	7/2	1994	
Greenwood, Cory	LB	93		Concordia (Canada)	48/0	2010-12	
Gregg, Kelly	DL	77		Oklahoma	16/14	2011	2011
Griffin, Kris	LB	53		Indiana (Pa.)	24/0	2005-06	
Griffin, Leonard	DE	98		Grambling	103/37	1986-93	1988-89, 1992
Griffin, Stephen	RB	39		Tennessee State	1/0	1987	
Grigsby, Boomer	LB/FB	46, 51		Illinois State	44/1	2005-07	
Grow, Monty	S	22		Florida	15/0	1994	
Grubbs, Ben	G	66		Auburn	7/7	2015	2015
Grunhard, Tim	C	61		Notre Dame	169/164	1990-00	1990-00
Grupp, Bob	P	1		Duke	41/0	1979-81	1979-81**
Gunter, Michael	RB	38		Tulsa	6/0	1984	
Gutierrez, Matt	QB	15		Idaho State	1/0	2009	

H

Hackett, Dino	LB	56		Appalachian State	85/81	1986-92	1986-91
Hadley, David	CB	23		Alcorn	28/0	1970-72	
Hadnot, James	RB	48		Texas Tech	43/22	1980-83	1980-81
Hagans, Marques	WR	10		Virginia	2/0	2008	
Hagy, John	S	22		Texas	0/0	1991	
Hakim, Saalim	DB	26		Palomar	2/0	2015	
Hali, Tamba	DE/LB	91		Penn State	177/157	2006-17	2006-15
Hall, Carlos	DE	92		Arkansas	14/2	2005	
Hall, Chad	WR	14		Air Force	9/0	2013	
Hall, Dante	RB/WR	20, 82		Texas A&M	97/10	2000-06	
Hamilton, Andy	WR	80		Louisiana State	15/2	1973-74	
Hamilton, Justin	DL	74		Louisiana	1/1	2017	
Hamilton, Rick	LB	53		Central Florida	2/0	1994-95	
Hamm, Bob	DE	90		Nevada - Reno	14/5	1985	
Hammond Jr., Frankie	WR	85		Florida	25/3	2014-15	
Hamrick, James	K	4		Rice	3/0	1987	
Hancock, Anthony	WR	82		Tennessee	59/9	1982-86	1983
Hannon, Chris	WR	81		Tennessee	0/0	2006	
Hanoian, Greg	FB	43		Syracuse	0/0	2006	
Hardison, Dee	NT	93		North Carolina	7/1	1988	
Hargain, Tony	WR	81		Oregon	12/0	1992	
Harrell, James	LB	57		Florida	11/4	1987	
Harris, Bob	LB	92		Auburn	3/3	1987	
Harris, Corey	CB	40		North Alabama	21/0	2001-03	
Harris, Darryl	G	66		Mississippi	1/0	2009	
Harris, Demetrius	TE	84		UW-Milwaukee	56/30	2014-17	2015-17
Harris, Eric	CB	44		Memphis State	39/39	1980-82	1980-82
Harris, Gilbert	RB	30		Arizona	4/0	2007	

Player	Pos.	Jersey(s)		College	GP/GS	Year(s) Played	Year(s) Started
		Worn					
Harris, Jimmy	DB	44		Oklahoma	14/--	1960-61	1960-61
Harris, Napoleon	LB	50		Northwestern	16/13	2007-08	2007
Harris, Nate	LB	98		Louisville	15/0	2007	
Harris, Michael	C/G	73		Grambling	3/0	1989	
Harris, Ryan	T	68		Notre Dame	16/15	2014	2014
Harris, Vernon	CB	48		Dartmouth	0/0	2016	
Harrison, Glynn	RB	22		Georgia	8/0	1976	
Harry, Emile	WR	86		Stanford	79/23	1986-92	
Hartman, Tysyn	S	31		Kansas State	11/2	2012	
Harts, Shaunard	S	42		Boise State	51/17	2001-04	2002
Harvey, James	G	64		Jackson State	4/3	1987-88	
Harvey, Marvin	TE	83		Southern Mississippi	7/0	1981	
Harvey, Stacy	LB	59		Arizona State	9/0	1989	
Haslip, Wilbert	RB	34		Hawaii	5/0	1979	
Hasty, James	CB	40		Washington State	95/89	1995-00	1995-00
Hawkins, Andy	LB	59		Texas A&I	7/3	1988	
Hawkins, Donald	OL	77		Texas	0/0	2017	
Hayes, Jonathan	TE	85		Iowa	136/96	1985-93	1987-93
Hayes, Wendell	RB	38		Humboldt State	93/56	1968-74	1970-74
Haynes, Abner	RB	28		North Texas State	84/--	1960-64	1960-63
Haynes, Louis	LB	56		North Texas State	11/0	1982-83	
Headrick, Sherrill	LB	69		TCU	108/--	1960-67	1960-67
Heard, Herman	RB	44		Southern Colorado	87/51	1984-89	1984-87, 1989
Helton, Darius	G	62		North Carolina Central	6/0	1977	
Hemingway, Junior	WR	88		Michigan	31/3	2012-14	
Henry, Ricky	G	65		Nebraska	0/0	2013	
Herkenhoff, Matt	T	60		Minnesota	125/122	1976-85	1976-78, 1980-85
Herron, David	LB	52		Michigan State	10/0	2009	
Hicks, Eric	DE	98		Maryland	128/104	1998-06	1999-05
Hicks, Kerry	DE/DT	94		Brigham Young	2/0	1996-97	
Hicks, Sylvester	DE	75		Tennessee State	43/37	1978-81	1978-79
Hill, Dave	T	73		Auburn	150/81*	1963-74	1963-73
Hill, Greg	CB	23		Oklahoma State	48/3	1984-88	
Hill, Greg	RB	27, 29		Texas A&M	63/19	1994-97	1997
Hill, Jim	DB	12		Sam Houston	3/--	1966	
Hill, Kenny	S	41		Yale	8/0	1989	
Hill, Mack Lee	RB	36		Southern (La.)	27/--	1964-65	1964-65
Hill, Tyreek	WR	10		West Alabama	31/14	2016-17	2017
Hillis, Peyton	RB	40		Arkansas	13/2	2012	
Hines, Jimmy	E	81		Texas Southern	1/0	1970	
Hobgood-Chittick, Nate	DT	94		North Carolina	13/1	2001-02	
Hochstein, Russ	OL	66		Nebraska	11/1	2012	
Hodge, Alphonso	CB	47		Miami (Oh.)	0/0	2005-06	
Hodges, Eric	WR	89		Florida	1/0	1987	
Holland, Darius	DT	99		Colorado	6/0	1998	
Holle, Eric	DE	93		Texas	56/7	1984-87	
Holliday, Vonnice	DE	99		North Carolina	25/19	2003-04	2003
Hollis, David	DB	25		UNLV	2/0	1988	
Holloway, Tony	LB	97		Nebraska	1/1	1987	
Holmes, Bruce	LB	57		Minnesota	3/3	1987	
Holmes, Pat	DE	74		Texas Tech	10/1	1973	
Holmes, Priest	RB	31		Texas	65/63	2001-07	2001-05
Holmes, Robert	RB	45		Southern (La.)	48/24	1968-71	1968-69
Holohan, Pete	TE	89		Notre Dame	16/3	1991	
Holston, Mike	WR	84		Morgan State	4/0	1985	
Holub, E.J.	C/LB	55		Texas Tech	127/34*	1961-70	1961-70
Homan, Dennis	WR	21		Alabama	15/5	1971-72	1972
Hoppock, Doug	T	79		Kansas State	3/3	1987	
Horn, Chris	WR	81		Rocky Mountain	28/3	2003-05	
Horn, Joe	WR	84		Itawamba J.C.	49/2	1996-99	
Horne, Jeremy	WR	11		Massachusetts	12/0	2010-11	
Horton, Ethan	RB	32		North Carolina	16/0	1985	
Houston, Bobby	LB	57		North Carolina State	5/0	1997	
Houston, Justin	LB	50		Georgia	90/84	2011-17	2011-17
Howard, Jaye	DL	96		Florida	45/28	2013-16	2014-16
Howard, Thomas	LB	52		Texas Tech	95/82	1977-83	1978-83
Howard, Todd	LB	53		Texas A&M	19/0	1987-88	
Huard, Damon	QB	11		Washington	26/21	2004-08	2006-07
Huarte, John	QB	7		Notre Dame	2/0	1969-71	
Hudock, Mike	C	54		Miami (Fla.)	4/--	1967	
Hudson, Bob	LB	61		Clemson	5/--	1960	
Hudson, Doug	QB	11		Nicholls State	1/1	1987	
Hudson, Rodney	C/G	61		Florida State	51/35	2011-14	2013-14
Hughes, Danan	WR	83		Iowa	85/3	1993-98	
Hull, Bill	DE	85		Wake Forest	14/--	1962	
Humphrey, Tom	C	52		Abilene Christian	5/0	1974	
Hunt, Akeem	RB	31		Purdue	15/0	2017	
Hunt, Bobby	DB	20		Auburn	84/--	1962-67	1962-67
Hunt, Kareem	RB	27		Toledo	16/16	2017	2017
Hurston, Chuck	DE	85		Auburn	84/0*	1965-70	1966-67

Player	Pos.	Jersey(s) Worn	College	GP/GS	Year(s) Played	Year(s) Started
Husted, Michael	K	7	Virginia	6/0	2002	
Hyde, Glenn	C	52	Pittsburgh	8/1	1987	
I						
Ingram, Byron	G	60	Eastern Kentucky	13/5	1987-88	
Ingram, Johnathan	C	66	San Diego State	4/0	2004-05	
J						
Jackson, Billy	RB	43	Alabama	57/31	1981-84	1982-84
Jackson, Charles	LB	51	Washington	86/34	1978-84	1981-82
Jackson, Charlie	DB	40	SMU	3/--	1960	
Jackson, Curtis	WR	14, 81	Texas	0/0	2002-03	
Jackson, Frank	WR/HB	26	SMU	70/--	1961-65	1962-65
Jackson, Gerald	S	49	Mississippi State	16/3	1979	
Jackson, T.J.	DT	99	Auburn	4/0	2008	
Jackson, Tyson	DE	94	Louisiana State	74/55	2009-13	2009, 2011-13
Jacoby, Mitch	TE	85	Northern Illinois	5/0	1999	
Jakes, Van	DB	22	Kent State	22/1	1983-84	
James, Robert	LB	59	Arizona State	0/0	2013	
Jamison, George	LB	57	Cincinnati	32/25	1994-96	1994-95
Jankowski, Bruce	WR	41	Ohio State	9/2	1971-72	
Jaworski, Ron	QB	7	Youngstown State	6/3	1989	
Jaynes, Dave	QB	12	Kansas	2/0	1974	
Jenkins, A.J.	WR	15	Illinois	25/3	2013-14	
Jenkins, Jarvis	DL	94	Clemson	18/1	2016-17	
Jenkins, Keyvan	RB	41	UNLV	2/0	1988	
Jenkins, Trezelle	T	74	Michigan	9/1	1995-97	
Jeralds, Luther	DE	89	North Carolina College	9/--	1961	
Johnson, Clyde	CB	23	Kansas State	15/0	1997	
Johnson, Curley	HB	33	Houston	14/--	1960	
Johnson, Darrius	CB	41	Oklahoma	2/0	2003	
Johnson, Derrick	LB	56	Texas	182/169	2005-17	2005-08, 2010-13, 15-17
Johnson, Dick	E	85	Minnesota	5/--	1963	
Johnson, Jack	DB	32	Miami (Fla.)	1/--	1961	
Johnson, James-Michael	LB	52	Nevada	32/10	2013-14	2014
Johnson, Jimmie	TE	45	Howard	7/1	1994	
Johnson, Ken	DE	97	Knoxville	2/1	1987	
Johnson, Larry	RB	27, 34	Penn State	75/55	2003-09	2005-08
Johnson, Lonnie	TE	83	Florida State	14/2	1999	
Johnson, Melvin	S	35	Kentucky	7/1	1998	
Johnson, Nico	LB	57	Alabama	7/1	2013	
Johnson, Reggie	TE	85	Florida State	11/3	1996	
Johnson, Rishaw	G	75	California (Pa.)	3/1	2013	
Johnson, Sidney	CB	45	California	13/0	1988	
Johnson, Stan	NT	72	Tennessee State	10/0	1978	
Johnson, Stone	RB	33	Grambling	0/0	1963	
Johnson, Tervaris	RB	38	Miami (Fla.)	0/0	2010	
Johnston, Brian	DE	97	Gardner-Webb	9/0	2008	
Jolly, Ken	LB	52	Mid-America Nazarene	32/12	1984-85	1985
Jones, Adrian	G	73	Kansas	11/10	2007-08	2008
Jones, Bill	RB	43	Southwest Texas State	38/25	1990-92	1990-92
Jones, Chris	DL	95	Mississippi State	32/18	2016-17	2016-17
Jones, Dominique	TE	46	Shepherd	2/0	2013	
Jones, Doug	DB	32	San Fernando Valley	18/0	1973-74	
Jones, Edgar	LB	99	Southeast Missouri	16/0	2012	
Jones, E.J.	RB	48	Kansas	5/0	1985	
Jones, Fred	LB	96	Florida State	27/2	1987	
Jones, Fred	WR	80	Grambling	41/5	1990-93	
Jones, Fred	LB	53	Colorado	2/0	2003-04	
Jones, Hassan	WR	81	Florida State	8/0	1993	
Jones, Reggie	WR	9, 11	Louisiana State	0/0	1997, 2001	
Jones, Rod	TE	81	Washington	5/1	1987-88	
Jones, Thomas	RB	20	Virginia	32/18	2010-11	2010-11
Jones, Victor	RB	46	Louisiana State	1/0	1994	
Jones, Willie	T	73	Grambling	18/0	2000-02	
Jordan, Akeem	LB	55	James Madison	16/10	2013	2013
Jozwiak, Brian	G	73	West Virginia	28/2	1986-88	
Julien, Jarmar	RB	27	San Jose State	2/0	2002	
Junkin, Mike	LB	93	Duke	5/0	1989	
K						
Kaiser, Jason	CB	24	Culver-Stockton	1/0	1998	
Kauahi, Kani	C	65	Hawaii	16/0	1992	
Kearney, Jim	DB	46	Prairie View	115/112*	1967-75	1968-75
Kearney, Tim	LB	50	Northern Michigan	14/0	1975	

Player	Pos.	Jersey(s)		College	GP/GS	Year(s) Played	Year(s) Started
		Worn					
Keating, Tom	DT	74		Michigan	23/16	1974-75	1974
Keel, Mark	TE	80		Arizona	7/1	1987	
Kehl, Bryan	LB	55		Brigham Young	3/0	2012	
Kelce, Travis	TE	87		Cincinnati	64/57	2013-17	2014-17
Kellar, Bill	WR	82		Stanford	5/0	1978	
Kelley, Ed	DB	44		Texas	14/--	1961	
Kelly, Bobby	T	70		New Mexico State	3/--	1967	
Kelly, Colin	OL	59		Oregon State	0/0	2013	
Kenney, Bill	QB	9		Northern Colorado	106/77	1979-88	1981-87
Kennison, Eddie	WR	87		Louisiana State	91/85	2001-07	2002-07
Kershaw, William	LB	52		Maryland	2/0	2006-07	
Keyes, Leroy	RB	23		Purdue	3/0	1973	
King, Bruce	RB	46		Purdue	20/7	1985-86	1985
King, David	DT	93		Oklahoma	3/0	2015-16	
Kinney, Jeff	RB	31		Nebraska	50/11	1972-76	1975
Kirchbaum, Kelly	LB	62		Kentucky	1/0	1980	
Kirchner, Mark	T/G	64		Baylor	5/1	1983	
Klug, Dave	LB	55		Concordia (Minn.)	26/2	1981-83	
Knapp, Lindsay	G/T	65		Notre Dame	2/0	1993-94	
Knight, Sammy	S	29		Southern California	32/32	2005-06	2005-06
Koch, Pete	DE	74		Maryland	38/0	1985-87	1986-87
Koss, Stein	TE	80		Arizona State	2/2	1987	
Kpassagnon, Tanoh	LB	92		Villanova	16/1	2017	
Kragen, Greg	DT	71		Utah State	16/2	1994	
Kratzer, Dan	WR	27		Missouri Valley College	1/0	1973	
Kremer, Ken	NT	91		Ball State	87/23	1979-84	1981-82
Krieg, Dave	QB	17		Milton	28/21	1992-93	1992
Krisner, Bill	G	64		Oklahoma	27/--	1960-61	1960-61
Kubik, Brad	G	67		S.W. Missouri State	0/0	1998-99	
Kush, Eric	C	64		California (Pa.)	3/1	2013-14	

L

LaChapelle, Sean	WR	18		UCLA	12/8	1996	1996
Lacy, Ken	RB	40		Tulsa	20/5	1984-85, 1987	
Ladd, Ernie	DT	99		Grambling	24/2*	1967-68	
LaGrand, Morris	RB	45		Tampa	11/0	1975	
Lampkin, Ashton	CB	6		Oklahoma State	0/0	2017	
Lane, Garcia	CB	48		Ohio State	17/1	1985, 1987	
Lane, MacArthur	RB	42		Utah State	42/27	1975-78	1975-76
Lane, Skip	CB/S	26		Mississippi	1/0	1984	
Langford, Reshard	S	48		Vanderbilt	17/2	2009-11	
Lanier, Willie	LB	63		Morgan State	149/122*	1967-77	1968-77
Larpenier, Carl	G	67		Texas	2/--	1962	
Lathrop, Kit	DE	70		Arizona State	16/0	1986	
Law, Ty	CB	24		Michigan	32/32	2006-07	2006-07
Lawrence, Quinten	WR	14		McNeese State	6/1	2009-10	
Lee, Jacky	QB	15		Cincinnati	14/2	1967-69	
Lee, Willie	DT	78		Bethune-Cookman	28/13	1976-77	1977
Leffew, Travis	T	60		Louisville	0/0	2007	
Leggett, Maurice	CB/S	31		Valdosta State	22/4	2008-10	
Lewis, Albert	CB	29		Grambling	150/128	1983-93	1984-93
Lewis, Garry	CB	21		Alcorn State	1/0	1993	
Lewis, Kendrick	S	23		Mississippi	53/50	2010-13	2010-13
Lewis, Tahaun	CB	21		Nebraska	9/0	1992	
Liggett, Bob	DT	62		Nebraska	7/1	1970	
Lilja, Ryan	G	65		Kansas State	45/45	2010-12	2010-12
Lindstrom, Chris	DE	60		Boston University	3/3	1987	
Lindstrom, Dave	DE	71		Boston University	118/28	1978-85	1980, '82
Linkenbach, Jeff	OL	74		Cincinnati	16/3	2014	
Lingner, Adam	C	51, 62		Illinois	76/1	1983-86, 1988	
Little, Dave	TE	84		Middle Tennessee	10/1	1984	
Livingston, Mike	QB	10		SMU	91/74	1968-79	1969, 1973-78
Lloyd, Jeff	NT	74		West Texas State	16/4	1978	
Logan, Bennie	NT	96		LSU	15/12	2017	2017
Lockett, Kevin	WR	81		Kansas State	54/6	1997-00	
Lohmeyer, John	DE	87		Emporia State	41/15	1973, 1975-77	
Lokey, Derek	DT	69		Texas	3/0	2008-09	
Long, Khari	DE	95		Baylor	1/0	2005	
Long, Lance	WR	17		Mississippi State	7/1	2009	
Longmire, Sam	DB	15		Purdue	5/0*	1967-68	
Lothamer, Ed	DT	82		Michigan State	88/12*	1964-69, 1971-72	1965-68
Love, Kyle	DT	99		Mississippi State	1/0	2013	
Loveall, Calvin	CB	38		Idaho	4/0	1988	
Lowe, Paul	RB	26		Oregon State	8/0	1968-69	
Lowery, Nick	K	8		Dartmouth	212/0	1980-93	1980-93
Lutz, David	G/T	72		Georgia Tech	139/123	1983-92	1983-87, 1989-92
Lynch, Jim	LB	51		Notre Dame	151/137*	1967-77	1968-77

Player	Pos.	Jersey(s) Worn	College	GP/GS	Year(s) Played	Year(s) Started
M						
Maas, Bill	NT/DE	63	Pittsburgh	116/111	1984-92	1984-91
Mack, Cedric	CB	40	Baylor	1/0	1992	
Macklin, David	CB	34	Penn State	4/0	2008	
MacIin, Jeremy	WR	19	Missouri	27/27	2015-16	2015-16
Maczuzak, John	DT	72	Pittsburgh	1/--	1964	
Maddox, Bob	DE	75	Frostburg State	14/12	1975-76	
Magee, Alex	DE	71	Purdue	17/1	2009-10	
Mahomes, Patrick	QB	15	Texas Tech	1/1	2017	
Malone, Darrell	CB	42	Jacksonville State (Ala.)	4/0	1992	
Mandley, Pete	WR	89	Northern Arizona	18/14	1989-90	1989
Maneri, Steve	T/TE	67, 87	Temple	19/9	2011-12	2012
Mangiero, Dino	NT	74	Rutgers	47/12	1980-83	1983
Manuel, Sean	TE	95	New Mexico State	0/0	1998	
Manumaleuga, Frank	LB	54	San Jose State	35/29	1979-81	1979-80
Manusky, Greg	LB	51	Colgate	96/6	1994-99	
March-Lillard, Justin	LB	59	Akron	5/5	2015-16	
Marsalis, Jim	CB	40	Tennessee State	78/62	1969-75	1969-72
Marshall, Henry	WR	89	Missouri	165/135	1976-87	1976-86
Marshall, Larry	DB	22	Maryland	23/0	1972-73, 1978	
Martin, Chris	LB	57	Auburn	68/59	1988-92	1989-92
Martin, Dave	LB	58	Notre Dame	2/0	1968	
Martin, Don	CB	47	Yale	14/3	1975	
Martin, Eric	WR	85	Louisiana State	10/1	1994	
Martin, Ingle	QB	15	Furman	0/0	2008	
Martin, Josh	LB/DE	95	Columbia (N.Y.)	19/1	2013-14	
Martin, Steve	DT	90	Missouri	16/0	2000	
Marts, Lonnie	LB	51	Tulane	47/20	1991-93	1993
Maslowski, Mike	LB	57	Wisconsin - La Crosse	65/31	1999-04	2000, 2002-03
Masters, Billy	TE	84	Louisiana State	24/23	1975-76	1975-76
Matthews, Steve	QB	15	Memphis State	0/0	1994-96	
Mattison, Bryan	C	64	Iowa	4/0	2012	
Matuszak, John	DT	79	Tampa	22/20	1974-75	1975
Mauga, Josh	LB	90	Nevada	30/30	2014-16	2014-15
Maxey, Marcus	CB	45	Miami (Fla.)	1/0	2006	
Mays, Corey	LB	51	Notre Dame	30/13	2009-10	2009
Mays, Jerry	DT/DE	75	SMU	140/42*	1961-70	1962-70
Mays, Joe	LB	53	North Dakota State	8/3	2014	
McAlister, Ken	LB	94	San Francisco	19/11	1984-87	1984
McBride, Turk	DE/LB	90	Tennessee	25/10	2007-09	2008
McCabe, Jerry	LB	92	Holy Cross	3/1	1988	
McCann, Jim	P	5	Arizona State	3/0	1975	
McCarthy, Kyle	DB	41	Notre Dame	0/0	2012	
McCarty, Mickey	TE	81	TCU	3/0	1969	
McClain, Le'Ron	FB	44	Alabama	16/10	2011	2011
McCleary, Norris	DT	71, 75	East Carolina	13/0	2000-01	
McClellion, Central	CB	22	Ohio State	0/0	2002	
McCleon, Dexter	CB	22	Clemson	40/27	2003-05	2003-04
McClinton, Curtis	RB	32	Kansas	107/1*	1962-69	1962-67
McCluster, Dexter	WR	22	Mississippi	48/22	2010-13	
McCray, Kelcie	S	24	Arkansas State	16/0	2014	
McDaniels, Pellom	DE	77	Oregon State	74/14	1993-98	
McDougald, Bradley	S	48	Kansas	1/0	2013	
McElroy, Reggie	T	70	West Texas State	8/1	1993	
McGlynn, Mike	G	75	Pittsburgh	14/13	2014	2014
McGlockton, Chester	DT	75	Clemson	41/40	1998-00	1998-00
McGovern, Rob	LB	50	Holy Cross	27/0	1989-90	
McGrath, Sean	TE	84	Henderson State	16/11	2013	2013
McGraw, Jon	S	47	Kansas State	65/23	2007-11	2009, 2011
McIntosh, Damion	T	77	Kansas State	31/31	2007-08	2007-08
McKinney, Odis	S	21	Colorado	5/1	1985	
McKnight, Joe	RB	22	Southern California	2/0	2014	
McKnight, Ted	RB	22	Minnesota - Duluth	65/49	1977-81	1978-80
McLean, Ron	NT	62	Cal State - Fullerton	6/0	1988	
McManus, Danny	QB	14	Florida State	1/0	1988	
McMillan, Erik	S	24	Missouri	1/0	1993	
McMillian, Mark	CB	29	Alabama	32/12	1997-98	1998
McNair, Todd	RB	48	Temple	90/8	1989-93, 1996	
McNeil, Pat	RB	45	Baylor	13/0	1976-77	
McQuay, Leon	S	34	USC	1/1	2017	
McRae, Jerrold	WR	83	Tennessee State	4/0	1978	
McVea, Warren	RB	6	Houston	44/5	1969-73	
Medlock, Justin	K	7	UCLA	1/0	2007	
Meisner, Greg	DE	69	Pittsburgh	28/0	1989-90	
Menzie, De'Quan	DB	49	Alabama	0/0	2012	
Mercer, Mike	K	15	Northern Arizona	10/0	1966	1966**
Merritt, Michael	TE	45	Central Florida	0/0	2008	
Merz, Curt	G/DE	64	Iowa	92/1*	1962-68	1962-67
Meyers, Jerry	DE	79	Northern Illinois	2/0	1980	

Player	Pos.	Jersey(s)		College	GP/GS	Year(s)	Year(s)
		Worn				Played	Started
Mickell, Darren	DE	92		Florida	45/19	1992-95	1994-95
Millard, Trey	FB	40		Oklahoma	0/0	2016	
Miller, Bill	E	82		Miami (Fla.)	14/--	1962	
Miller, Cleophus	RB	30		Arkansas AM&N	20/13	1974-75	
Miller, Gabe	LB	51		Oregon State	0/0	2011	
Miller, Paul	DE	86		Louisiana State	28/--	1960-61	1960-61
Miller, Roy	NT	98		Texas	7/0	2017	
Milo, Ray	S	27		New Mexico State	1/0	1978	
Mims, David	OL	70		Virginia Union	0/0	2011	
Mincy, Charles	S	42		Washington	48/27	1991-94	1992
Minnis, Marvin	WR	81		Florida State	15/11	2001-02	2001
Mitchell, Kawika	LB	50		South Florida	59/50	2003-06	2003-06
Mitchell, Terrance	CB	39		Oregon	22/11	2016-17	2017
Mitchell, Willie	DB	22		Tennessee State	87/9*	1964-71	1965-68
Moeaki, Tony	TE	81		Iowa	30/29	2010-13	2010, 2012
Montagne, Dave	WR	87		Oregon State	3/2	1987	
Montana, Joe	QB	19		Notre Dame	25/25	1993-94	1993-94
Moon, Warren	QB	1		Washington	3/1	1999-00	
Moore, Sio	LB	54		Connecticut	1/0	2016	
Moorman, Mo	G	76		Texas A&M	72/69	1968-73	1968-72
Moreau, Frank	RB	46		Louisville	11/0	2000	2000
Morgado, Arnold	RB	21		Hawaii	52/14	1977-80	1978
Morgan, DaJuan	S	38		North Carolina State	28/2	2008-09	
Moriarty, Larry	RB	32		Notre Dame	31/8	1986-88	
Morris, Bam	RB	39		Texas Tech	22/14	1998-99	1999
Morris, Donnie Joe	RB	22		North Texas State	3/0	1974	
Morris, Michael	C	68		N.E. Missouri State	5/0	1989	
Morris, Sylvester	WR	84		Jackson State	15/14	2000-03	2000
Morse, Mitch	C	61		Missouri	38/38	2015-17	2015-17
Morton, Johnnie	WR	80		Southern California	43/42	2002-04	2002-04
Moser, Rick	RB	39		Rhode Island	1/0	1981	
Moses, Dezman	LB	54		Tulane	29/0	2013-16	
Moten, Gary	LB	53		SMU	1/0	1987	
Mumphrey, Lloyd	DE	91		Mississippi Valley State	3/2	1987	
Munyer, Daniel	OL	64		Colorado	1/0	2015	
Murphy, James	WR	80		Utah State	10/0	1981	
Murphy, Montez	DE	72		Baylor	1/0	2006	
Murphy, Nick	P	4		Arizona State	2/0	2004	
Murphy, Yo	WR	17		Idaho	0/0	2002	
Murray, Aaron	QB	7		Georgia	0/0	2014-15	
Murray, Eddie	K	2		Tulane	1/0	1992	
Murray, Eric	DB	21		Minnesota	30/2	2016-17	2017

N

Napier, Walter (Buffalo)	DT	76		Paul Quinn	20/--	1960-61	1960
Nash, Kenny	WR	85		San Jose State	1/0	1987	
Ndukwe, Ikechuku	G/T	60		Northwestern	12/3	2009	
Nelson, Mark	T	70		Bowling Green	1/0	1987	
Nelson, Steven	CB	20		Oregon State	36/21	2015-17	2016-17
Nelson, Teddy	CB	49		UNLV	3/3	1987	
Newsome, Jamar	WR	84		Central Florida	6/2	2012	
Newson, Tony	LB	66, 97		Utah State	4/0	2002	
Newton, Tim	DT	96		Florida	16/0	1993-94	
Nicholson, Jim	T	70		Michigan State	72/62	1974-79	1974-77, 1979
Nicolas, Dadi	LB	52		Virginia Tech	11/0	2016-17	
Niswanger, Rudy	C	64		Louisiana State	56/31	2006-10	2008-09
Nix, Doyle	DB	25		SMU	11/--	1961	
Nott, Mike	QB	7		Santa Clara	1/0	1976	
Nottage, Dexter	DT	94		Florida A&M	1/0	1997	
Novak, Nick	K	9		Maryland	6/0	2008	
Nunez-Roches, Rakeem	DL	99		Southern Miss.	29/16	2015-17	2017
Nunnery, R.B.	DT	68		Louisiana State	6/--	1960	

O

Oates, Brad	T	72		Brigham Young	1/0	1980-81	
O'Callaghan, Ryan	T	75		California	25/13	2009-11	2009
O'Connell, Jake	TE	85		Miami (OH)	35/8	2009-12	
Ochi, Victor	LB	54		Stony Brook	0/0	2016	
Odom, Ricky	S	38		Southern California	8/0	1978	
Okoye, Christian	RB	35		Azusa Pacific	79/65	1987-92	1987-91
Olderman, Bob	G	64		Virginia	16/14	1985	1985
Olenchak, John	C/LB	63		Stanford	10/0	1981-82	
Oliver, Muhammed	CB	26		Oregon	2/0	1993	
Olsen, Orrin	C/G	52		Brigham Young	14/0	1976	
O'Neal, Andre	LB	52		Marshall	13/0	2000-01	
O'Neal, Leslie	DE	91		Oklahoma State	32/23	1998-99	1998-99
Oriard, Mike	C	50		Notre Dame	42/1	1970-73	
Orton, Kyle	QB	8		Purdue	4/3	2011	

Player	Pos.	Jersey(s) Worn	College	GP/GS	Year(s) Played	Year(s) Started
O'Shaughnessy, James	TE	80	Illinois State	23/6	2015-16	
Osiecki, Sandy	QB	11	Arizona State	4/0	1984	
Osley, Willie	DB	47	Illinois	3/0	1974	
Otis, Jim	RB	35	Ohio State	23/0	1971-72	
Owens, Chris	CB	20	San Jose State	11/3	2014	
Owens, Ritchie	DE	97	Lehigh	24/1	2001-02	

P

Page, Jarrad	S	44	UCLA	53/39	2006-09	2007-08
Paige, Stephone	WR	83	Fresno State	125/81	1983-91	1985-90
Paine, Jeff	LB	95	Texas A&M	26/8	1984-85	
Palewicz, Al	LB	57	Miami (Fla.)	36/0	1973-75	
Palko, Tyler	QB	4	Pittsburgh	8/4	2010-11	
Palmer, Gery	G	73	Kansas	2/2	1975	
Palmer, Paul	RB	26	Temple	27/12	1987-88	1988
Parker, Anthony	CB	41	Arizona State	2/0	1991	
Parker, Brian	TE	82	Albany	9/0	2015	
Parker, Glenn	G/T	62	Arizona	42/41	1997-99	1997-99
Parker, Kerry	CB	44	Grambling	15/0	1984	
Parker, Larry	WR	80	Southern California	38/4	1999-01	
Parker, Robert	RB	43	Brigham Young	3/2	1987	
Parker, Ron	CB/DB	38	Newberry	79/63	2013-17	2014-17
Parker, Samie	WR	18	Oregon	47/31	2004-07	2005-07
Parks, Nate	T	72	Stanford	1/0	1997	
Parrish, Don	NT	61	Pittsburgh	71/51	1978-82	1978-81
Parquet, Jeremy	T	72	Southern Mississippi	0/0	2005	
Parten, Ty	DT	91, 97	Arizona	36/6	1997-00	
Patterson, Dimitri	CB	22	Tuskegee	20/0	2007-08	
Patton, Marcus	LB	53	UCLA	64/61	1999-02	1999-02
Paul, Whitney	DE/LB	53	Colorado	87/71	1976-81, 1986	1976-80
Payton, Eddie	KR	34	Jackson State	14/0	1978	
Pearson, Aaron	LB	96	Mississippi State	43/19	1986-88	1987-88
Pearson, Barry	WR	85	Northwestern	36/19	1974-76	1975
Pearson, Jayice	CB	24	Washington	90/27	1986-92	1991
Peay, Francis	T	75	Missouri	19/10	1973-74	1973
Pelluer, Steve	QB	11	Washington	18/3	1989-91	
Penn, Chris	WR	81	Tulsa	26/16	1994-96	1996
Pennington, Durwood	K	1	Georgia	3/0	1962	
Perez, Joe	WR	12	Murray State	0/0	2000	
Perkins, Horace	CB	20	Colorado	16/0	1979	
Perriman, Brett	WR	85	Miami (Fla.)	5/4	1997	
Perry, Ed	TE	48	James Madison	6/0	2005	
Perry, Michael Dean	DT	95	Clemson	1/0	1997	
Person, Mike	OL	68	Montana State	0/0	2016	
Peters, Marcus	CB	22	Washington	45/45	2015-17	2015-17
Peterson, Bill	LB	55	San Jose State	14/9	1975	1975
Peterson, Cal	LB	50	UCLA	43/14	1979-81	
Peterson, Todd	K	2	Georgia	27/0	2000-01	2000-01**
Petry, Stan	CB	45	TCU	34/1	1989-91	
Phillips, Joe	DT	75	SMU	91/89	1992-97	1992-97
Pickens, Bruce	CB	39	Nebraska	3/0	1993	
Pierre-Louis, Kevin	LB	57	Boston College	14/0	2017	
Pietrzak, Jim	C	62	Eastern Michigan	2/0	1987	
Pile, Willie	S	35	Virginia Tech	16/5	2004	
Pimentel, Mickey	LB	52	California	0/0	2007	
Pippens, Woodie	RB	41	Thiel College	2/0	1987	
Piscitelli, Sabby	S	42	Oregon State	16/2	2011	
Pitoitua, Ropati	DE	75	Washington State	15/10	2012	2012
Pitts, Frank	WR	25	Southern (La.)	74/33*	1965-71	1968-70
Ply, Bobby	DB	14	Baylor	73/--	1962-67	
Podolak, Ed	RB	14	Iowa	104/66	1969-77	1970-74, 1976-77
Poe, Dontari	NT	92	Memphis	78/76	2012-16	2012-16
Pollard, Bernard	S	49	Purdue	48/31	2006-08	2007-08
Pope, Daniel	P	13	Alabama	16/0	1999	1999**
Pope, Leonard	TE	45	Georgia	45/24	2009-11	2009, 2011
Popson, Ted	TE	48	Portland State	25/13	1997-98	1997
Porter, Kevin	S	27	Auburn	76/53	1988-92	1988-91
Porter, Lewis	E	26	Southern (La.)	5/1	1970	
Potter, Steve	LB	58	Virginia	16/1	1983	
Powe, Jerrell	DL	95	Mississippi	11/1	2011-13	
Powers, Clyde	S	29	Oklahoma	1/0	1978	
Prater, Dean	DE	79	Oklahoma State	18/1	1982-83	
Price, Maurice	WR	17	Charleston Southern	0/0	2007-08	
Price, Ricky	S	35	Oklahoma State	9/0	2009-10	
Pricer, Bill	FB	33	Oklahoma	6/--	1961	
Printers, Casey	QB	7	Florida A&M	0/0	2006	
Proby, Bryan	DT	67	Arizona State	3/0	1995	
Prudhomme, Remi	G	65	Louisiana State	28/0	1968-69	

Player	Pos.	Jersey(s) Worn	College	GP/GS	Year(s) Played	Year(s) Started
Pruitt, Mike	RB	43	Purdue	25/23	1985-86	1985-86
Pughsley, Jarrod	OL	60	Akron	2/0	2015	
Pupunu, Alfred	TE	85	Weber State	1/0	1997	

Q

Quinn, Brady	QB	9	Notre Dame	10/8	2012	2012
Quinn, Jonathan	QB	12	Middle Tennessee State	1/0	2002-03	

R

Radecic, Scott	LB	97	Penn State	48/31	1984-86	1985-86
Ragland, Reggie	LB	59	Alabama	12/10	2017	2017
Randle, Ervin	LB	55	Baylor	20/6	1991-92	1992
Ranglin, Rich	OL	67	Central Connecticut St.	0/0	2012	
Ransom, Derrick	DT	95	Cincinnati	56/26	1998-02	2001-02
Rasley, Rocky	G	66	Oregon State	11/8	1975	1975
Rayner, Dave	K	6	Michigan State	10/0	2007	2007**
Reamon, Tommy	RB	21	Missouri	11/4	1976	1976
Reardon, Kerry	CB	15	Iowa	58/26	1971-76	1975-76
Reaser, Keith	CB	40	Florida Atlantic	1/0	2017	
Rebstock, Pete	WR	6	Colorado State	0/0	2002	
Reed, James	DT	92	Iowa State	19/15	2006-07	2006
Reed, Tony	RB	32	Colorado	56/42	1977-80	1977-80
Reese, Allen	DT	97	Kansas State	2/0	2003	
Reese, Jerry	S	31	Oklahoma	21/7	1979-80	1979
Reeves, Jacques	DB	35	Purdue	2/1	2012	
Reid, Jah	OL	75	UCF	22/11	2015-16	2015
Revis, Darrelle	CB	24	Pittsburgh	5/2	2017	
Reyes, Kendall	DL	98	Connecticut	10/0	2016	
Reynolds, Al	G	60	Tarkio	98/--	1960-67	1962-64
Rice, Andrew	DT	58	Texas Southern	18/--	1966-67	1966
Richardson, Barry	T	67	Clemson	48/33	2008-11	2010-11
Richardson, Gloster	WR	30	Jackson State	51/28*	1967-70	1967-69
Richardson, Mike	CB	23, 30	Notre Dame	11/1	2009-10	
Richardson, Tony	FB	49	Auburn	163/96	1995-05	1999-05
Ricketts, Tom	G	64	Pittsburgh	3/0	1993	
Ricks, Lawrence	RB	42	Michigan	17/0	1983-84	
Ricks, Mikhael	WR/TE	85	Stephen F. Austin	17/0	2000-01	
Riley, Victor	T	66	Auburn	55/52	1998-01	1998-00
Rison, Andre	WR	89	Michigan State	45/43	1997-99	1997-99
Roaf, Willie	T	77	Louisiana Tech	58/58	2002-05	2002-05
Roberts, Alfredo	TE	87	Miami (Fla.)	48/22	1988-90	1988, 1990
Robinson, Demarcus	WR	14	Florida	32/8	2016-17	2017
Robinson, Dunta	CB	21	South Carolina	8/2	2013	
Robinson, Johnny	S/HB	42	Louisiana State	164/56*	1960-71	1960-71
Robinson, Kevin	WR	14	Utah State	8/0	2008	
Robinson, Mark	S	30	Penn State	48/7	1984-87	
Roche, Brian	TE	85	San Jose State	4/1	1998	
Rochester, Paul	DT	72	Michigan State	48/--	1960-63	1961-63
Rogers, Justin	LB	55	SMU	1/0	2009	
Rogers, Steve	T	77	Brigham Young	3/0	1987	
Rogers, Tracy	LB	52	Fresno State	75/19	1990-96	1993
Rome, Stan	WR	87	Clemson	42/4	1979-82	
Romeo, Tony	E	80	Florida State	14/--	1961	
Roquemore, Durwood	CB	38	Texas A&I	24/3	1982-83	
Rosdahl, Hatch	DE	76	Penn State	28/--	1964-66	
Rose, Donovan	CB	27	Hampton Institute	7/0	1980	
Ross, Derrick	RB	39	Tarleton State	7/0	2006	
Ross, Kevin	CB	31	Temple	156/144	1984-93, 1997	1984-93
Ross, Louis	DE	75	South Carolina State	1/0	1975	
Rourke, Jim	G	70	Boston College	64/20	1980-84, 1986	1980, 1984
Routt, Stanford	CB	26	Houston	7/7	2012	
Rozumek, Dave	LB	55	New Hampshire	45/16	1976-79	1978
Rucker, Keith	DT	96	Ohio Wesleyan	0/0	1997	
Rucker, Martin	TE	83	Missouri	0/0	2012	
Rudnay, Jack	C	58	Northwestern	178/171	1970-82	1970-82
Rush, Bob	C	53	Memphis State	47/47	1983-85	1983-85
Russell, KeiVarae	CB	26	Notre Dame	0/0	2016	
Ryan, Sean	TE	89	Boston College	10/8	2009	

S

Sadowski, Troy	TE	87	Georgia	14/1	1991	
Saleaumua, Dan	DT	97	Arizona State	125/117	1989-96	1989-96
Sally, Jerome	NT	70	Missouri	3/2	1988	
Sampson, Kevin	T	79	Syracuse	16/7	2004-06	

Player	Pos.	Jersey(s)		College	GP/GS	Year(s) Played	Year(s) Started
		Worn					
Samuels, Tony	TE	86		Bethune-Cookman	50/19	1977-80	1979
Sams, B.J.	KR	30		McNeese State	3/0	2008	
Sanders, Clarence	LB	50		Cincinnati	16/1	1978	
Sands, Terrell	DE	91		UT - Chattanooga	0/0	2001	
Sankey, Bishop	RB	30		Washington	0/0	2016	
Santos, Cairo	K	5		Tulane	53/0	2014-17	2014-16**
Sapp, Benny	CB	20		Northern Iowa	56/6	2004-07	
Savage, Dantrell	RB	29		Oklahoma State	13/0	2008-09	
Saxon, James	RB	21, 45		San Jose State	54/6	1988-91	
Sauerbrun, Todd	P	5		West Virginia	16/0	2000	2000**
Saxton, James	HB	10		Texas	13/--	1962	
Scanlon, Rich	LB	91		Syracuse	31/0	2004-06	
Schwartz, Geoff	G/T	74		Oregon	16/7	2013	2013
Schwartz, Mitchell	T	71		California	32/32	2016-17	2016-17
Scott, Todd	S	47		Southwestern Louisiana	10/0	1997	
Scott, Willie	TE	81		South Carolina	72/36	1981-85	1983-84
Seals, George	DT	67		Missouri	24/2	1972-73	
Sellers, Goldie	DB	20		Grambling	28/6	1968-69	
Sensibaugh, Mike	S	20		Ohio State	63/55	1971-75	1972-75
Seurer, Frank	QB	10		Kansas	9/2	1986-87	
Sharpe, Montique	DT	61		Wake Forest	5/0	2003	
Shaw, Dennis	QB	12		San Diego State	1/0	1978	
Sheffield, Cameron	LB	55		Troy	18/1	2010-12	
Shehee, Rashaan	RB	22		Washington	25/5	1998-99	
Sherman, Anthony	FB	42		Connecticut	80/22	2013-17	2014
Shields, Billy	T	70		Georgia Tech	2/0	1985	
Shields, Will	G	68		Nebraska	224/223	1993-06	1993-06
Shorthose, George	WR	80		Missouri	3/0	1985	
Siavii, Junior	DT	94		Oregon	26/0	2004-05	
Siglar, Ricky	T	72		San Jose State	68/50	1993-96, 1998	1993-96
Siler, Brandon	LB	52		Florida	16/4	2011-12	
Simien, Tracy	LB	54		TCU	99/84	1991-97	1991-96
Simmons, Bob	G	73		Texas	88/70	1977-83	1977-80, 1983
Simmons, Wayne	LB	56		Clemson	20/18	1997-98	1997-98
Simoneau, Mark	LB	99		Kansas State	1/0	2010	
Simons, Keith	DT	72		Minnesota	20/12	1976-77	1976-77
Sims, Ryan	DT	90		North Carolina	59/36	2002-06	2003-04
Sims, Tom	NT	95		Pittsburgh	26/0	1991-92, 1996	
Sippio, Bobby	WR	83		Western Kentucky	9/0	2007	
Slaughter, Webster	WR	85, 88		San Diego State	16/7	1995	1995
Smith, Alex	QB	11		Utah	76/76	2013-17	2013-17
Smith, Blane	S	27		SMU	3/1	1987	
Smith, Chris	RB	47		Notre Dame	4/3	1986-87	
Smith, Dave	WR	70		Indiana (Pa.)	2/1	1973	
Smith, Fletcher	DB	17		Tennessee A&I	24/--	1966-67	
Smith, Franky	T	72		Alabama A&M	4/2	1980	
Smith, Jeff	RB	42		Nebraska	28/1	1985-86	
Smith, Jeff	C/G	65		Tennessee	30/5	1996-99	
Smith, J.J.	RB	22		Kansas State	0/0	1995-96	
Smith, J.T.	WR	86		North Texas State	83/48	1978-84	1979-81
Smith, Kenny	DT	90		Alabama	6/0	2009	
Smith, Khreem	DE	72		Oklahoma State	2/0	2007	
Smith, Kolby	RB	21		Louisville	27/9	2007-09	2007
Smith, Lucious	CB	23		Cal State - Fullerton	16/13	1983	1983
Smith, Michael	WR	83		Kansas State	2/0	1992	
Smith, Neil	DE	90		Nebraska	138/127	1988-96	1988-96
Smith, Noland	WR	1, 46		Tennessee State	32/0*	1967-69	
Smith, Richard	WR	17		Arkansas	4/0	2004	
Smith, Sean	CB	21, 27		Utah	45/44	2013-15	2013-15
Smith, Shaun	DT	90		South Carolina	16/10	2010	2010
Smith, Sid	T	70		Southern California	42/1	1970-72	
Smith, Terrance	LB	48		Florida State	24/3	2016-17	
Smith, Wade	G/T	74		Memphis	31/16	2008-09	2009
Snipes, Angelo	LB	52		West Georgia	17/8	1987-89	
Snow, Percy	LB	59		Michigan State	30/16	1990-92	1990
Sorensen, Daniel	S	49		BYU	56/15	2014-17	2017
Spani, Gary	LB	59		Kansas State	124/89	1978-86	1978-85
Spann, Gary	LB	94		TCU	2/1	1987	
Spears, Marcus	T	70		Northwestern (La.) State	79/18	1997-03	2001
Spiller, C.J.	RB	26		Clemson	2/0	2017	
Spikes, Jack	FB/K	30		TCU	51/--	1960-64	1960-61, 1964
Square, Damion	DE	98		Alabama	0/0	2014	
Stallings, Tre	G	61		Mississippi	1/0	2006-07	
Stams, Frank	LB	55		Notre Dame	1/0	1995	
Stanzi, Ricky	QB	13		Iowa	0/0	2011	
Stargell, Tony	CB	45		Tennessee State	8/4	1996	
Staysniak, Joe	G	72		Ohio State	6/0	1992	
Stedman, Troy	LB	94		Washburn	5/0	1988	
Stein, Bob	LB	66		Minnesota	50/2	1969-72	
Steinfeld, Al	C	69		C.W. Post	7/0	1982	

Player	Pos.	Jersey(s)		College	GP/GS	Year(s) Played	Year(s) Started
		Worn					
Stenerud, Jan	K	3	Montana State	186/0	1967-79		1967-79**
Stensrud, Mike	NT/DE	67	Iowa State	13/5	1988		
Stephens, Hal	DE	92	Eastern Carolina	1/0	1985		
Stephens, John	RB	21	Northwestern (La.) State	7/0	1993		
Stephens, Santo	LB	53	Temple	16/0	1993		
Stephenson, Donald	T/OL	79	Oklahoma	60/21	2012-15		
Sterns, Jordan	S	40	Oklahoma State	0/0			
Stevens, Matt	QB	1	UCLA	3/2	1987		
Still, Art	DE	67	Kentucky	136/133	1978-87		1978-87
Stills, Gary	LB/DE	55, 56	West Virginia	87/1	1999-05		
Stockemer, Ralph	RB	21	Baylor	2/0	1987		
Stone, Jack	T	70	Oregon	14/--	1960		
Story, Bill	G	62	Southern Illinois	14/2	1975		
Stover, Smokey	LB	35	Northeast Louisiana	98/--	1960-66		1960-61
Stowers, Tommie	RB	48	Missouri	1/0	1994		
Stoyanovich, Pete	K	10	Indiana	69/0	1996-00		1996-99**
Strada, John	TE	87	William Jewell	11/0	1974		
Stradford, Troy	RB	25	Boston College	10/0	1991		
Stroud, Morris	TE	88	Clark	69/49	1969-74		1970-74
Stryzinski, Dan	P	4	Indiana	32/0	2001-02		
Studebaker, Andy	DE/LB	96	Wheaton	70/8	2008-12		2001-02**
Studdard, Les	C	64	Texas	9/2	1982		
Succop, Ryan	K	6	South Carolina	80/0	2009-13		2009-13**
Sullivan, Kent	P	10	California Lutheran	1/0	1992		
Supernaw, Phillip	TE	89	Ouachita Baptist	2/1	2014		
Surtain, Patrick	CB	23	Southern Mississippi	55/49	2005-08		2005-07
Svitek, Will	T	71	Stanford	16/4	2005-07		
Swanson, Pete	G/T	73	Stanford	0/0	1998		
Swink, Jim	HB	23	TCU	5/--	1960		
Swoopes, Patrick	NT	67	Mississippi State	4/0	1991		
Szott, Dave	G	79	Penn State	143/135	1990-00		1990-97, 1999

T

Tait, John	T	76	Brigham Young	75/66	1999-03		2000-03
Talton, Ken	RB	45	Cornell	2/0	1980		
Tamm, Ralph	G	64	West Chester	48/0	1997-99		
Tanney, Alex	QB	4	Monmouth (Ill.)	0/0	2012		
Tate, Willy	TE	80	Oregon	1/0	1998		
Taylor, Herb	T	65	TCU	18/1	2007-08		
Taylor, Jay	CB	27	San Jose State	31/5	1993-95		
Taylor, Kitrick	WR	82	Washington State	16/0	1988		
Taylor, Otis	WR	89	Prairie View	130/69*	1965-75		1966-74
Taylor, Roger	T	76	Oklahoma State	13/0	1981		
Taylor, Steve	S	48	Kansas	14/13	1976		
Terrell, Marvin	G	63	Mississippi	38/--	1960-63		1962-63
Terrell, Steven	S	30	Texas A&M	10/0	2017		
Terry, Chris	T	60	Georgia	18/8	2006-07		2007
Terry, Doug	S 24, 25, 32		Kansas	57/10	1992-95		1993
Thigpen, Tyler	QB	4	Coastal Carolina	16/11	2007-09		2008
Thomas, Bill	RB	43	Boston College	14/0	1974		
Thomas, Cam	DL	93	North Carolina	1/0	2017		
Thomas, Carlton	CB	38	Elizabeth City State	4/2	1987		
Thomas, Charlie	RB	49	Tennessee State	7/0	1975		
Thomas, Chris	WR	87	Cal Poly - San Luis Obispo	10/5	2001		
Thomas, De'Anthony	RB/WR	13	Oregon	50/6	2014-17		
Thomas, Derrick	LB	58	Alabama	169/158	1989-99		1989-99
Thomas, Emmitt	CB	18	Bishop College	181/148*	1966-78		
Thomas, Gene	FB	45	Florida A&M	28/--	1966-67		
Thomas, Jewel	RB	31	San Jose State	10/1	1983		
Thomas, Ken	RB	35	San Jose State	14/0	1983		
Thomas, Pat	LB	55	North Carolina State	16/9	2007-08		2008
Thomas, Robb	WR	81	Oregon State	39/25	1989-91		
Thomas, Todd	C	62	North Dakota	15/0	1981		1990-91
Thompson, Arland	G	58	Baylor	3/3	1987		
Thompson, Bennie	S	46	Grambling	32/0	1992-93		
Thompson, Del	RB	39	Texas - El Paso	6/0	1982		
Thompson, Ernie	RB	45	Indiana	16/2	1993		
Thompson, Leroy	RB	44	Penn State	16/0	1995		
Thornbladh, Bob	LB	50	Michigan	14/0	1974		
Thorp, Don	DE	71	Illinois	3/0	1988		
Thorpe, Crapphonso	WR	12	Florida State	0/0	2005		
Thorpe, Neiko	DB	38	Auburn	9/0	2012		
Threats, Jabbar	DE	65	Michigan State	0/0	2002		
Tolliver, Billy Joe	QB	8	Texas Tech	3/0	1997		
Tongue, Reggie	S	25, 41	Oregon State	63/47	1996-99		1997-99
Toribio, Anthony	DT	98	Carson-Newman	23/0	2010, 2012-13		
Trahan, John	WR	83	Southern California	3/3	1987		
Travis, Ross	TE	88	Penn State	17/6	2016-17		

Player	Pos.	Jersey(s) Worn	College	GP/GS	Year(s) Played	Year(s) Started
Traylor, Keith	DT	94	Central Oklahoma	31/1	1995-96	
Trosch, Gene	DE	74	Miami (Fla.)	27/0*	1967-69	
Truluck, R-Kal	DE	91	SUNY Cortland	20/0	2002-03	
Tucker, Verran	WR	15	California	11/2	2010	
Turley, Kyle	T	74	San Diego State	14/12	2006-07	2006
Tyler, Tank	DT	93	North Carolina State	37/19	2007-09	2008
Tynes, Lawrence	K	1	Troy State	48/0	2004-06	2004-06**
Tyrer, Jim	T	77	Ohio State	180/82*	1961-73	1962-73

U

Upshaw, Marvin	DE	81	Trinity	67/60	1970-75	1971-75
Urban, Jerheme	WR	83	Trinity	6/1	2010-11	

V

Valerio, Joe	T	73	Pennsylvania	61/4	1991-95	
Vanover, Tamarick	WR	87	Florida State	70/6	1995-99	1996
Van Pelt, Alex	QB	10	Pittsburgh	0/0	1993	
Vaughn, Jon	RB	21	Michigan	3/0	1994	
Vickerson, Kevin	DT	94	Michigan State	15/1	2014	
Villa, Danny	G	72	Arizona State	59/3	1993-96	
Vitali, Mark	QB	6	Purdue	0/0	1977	
Vlasic, Mark	QB	13	Iowa	6/1	1991-92	
Vrabel, Mike	LB	50	Ohio State	30/30	2009-10	2009-10

W

Wade, Bobby	WR	80	Arizona	12/6	2009	
Wade, Charlie	WR	84	Tennessee State	5/0	1977	
Waldron, Dustin	T	68	Portland State	0/0	2013	
Waldrop, Rob	DT	98	Arizona	3/0	1994	
Walden, Erik	LB	52	Middle Tennessee State	9/0	2008	
Walker, Bracy	S	40, 27	North Carolina	56/1	1994, 1998-01	
Walker, Derrick	TE	82	Michigan	58/28	1994-97	1994, 1996
Walker, James	LB	54	Kansas State	4/2	1983	
Walker, John	DT	98	Nebraska - Omaha	3/2	1987	
Walker, Vance	DT	99	Georgia Tech	16/2	2014	
Walker, Wayne	K	68	Northwestern Louisiana	4/0	1967	1967**
Wallace, Steve	T	70, 74	Auburn	10/0	1997	
Walls, Lenny	CB	35	Boston College	16/2	2006	
Walters, Pierre	LB	97	Eastern Illinois	3/0	2009	
Walters, Rod	G	76	Iowa	52/7	1976, 1978-80	
Walton, Riley	TE	88	Tennessee State	2/0	1987	
Walton, Wayne	G/T	72	Abilene Christian	23/1	1973-74	
Ward, LaShaun	WR	84	California	1/0	2003	
Ware, Spencer	FB/RB	32	LSU	25/16	2015-17	2016
Warfield, Eric	CB	44	Nebraska	115/77	1998-05	2001-05
Warner, Charley	DB	25	Prairie View	19/--	1963-64	
Washington, Brian	S	29, 48	Nebraska	31/31	1995-96	1995-96
Washington, Charles	DB	46	Cameron	22/1	1990-91	
Washington, Dewayne	CB	30	North Carolina State	16/1	2005	
Washington, Donald	S/CB	20, 27	Ohio State	32/5	2009-11	
Washington, Thomas	DT	64	Winston-Salem St.	0/0	2000	
Washington, Tim	CB	42	Fresno State	1/0	1982	
Washington, Tavares	G	65	Florida	2/0	2008	
Waters, Brian	G	54	North Texas	163/149	2000-10	2001-10
Watkins, Rokevious	DT	69	South Carolina	4/1	2013	
Watson, Tim	S	26	Howard	9/0	1993-95	
Weatherford, Steve	P	6	Illinois	2/0	2008	
Weathers, Clarence	WR	80	Delaware State	11/0	1989	
Webb, Jeff	WR	80	San Diego State	31/3	2006-08	
Webster, David	DB	21	Prairie View	28/--	1960-61	1960-61
Webster, Mike	C	53	Wisconsin	25/23	1989-90	1989-90
Welbourn, John	T	76	California	47/39	2004-07	2004-05, 2007
Werner, Clyde	LB	54	Washington	63/4	1970-74, 1976	
Wesley, Greg	S	25	Arkansas - Pine Bluff	118/103	2000-07	2000-06
Wesson, Ricky	CB	25	SMU	14/0	1977	
West, Charcandrick	RB	35	Abilene Christian	49/11	2014-17	2015
West, Lyle	S	30	San Jose State	29/2	2002-03	
West, Robert	WR	26	San Diego State	19/5	1972-73	1972
Wetzel, Ron	TE	87	Arizona State	16/0	1983	
Whitaker, Danta	TE	82	Mississippi Valley State	16/3	1990	
White, D.J.	CB	24	Georgia Tech	11/0	2016-17	
White, Ted	QB	7	Howard	0/0	1999	
White, Walter	TE	88	Maryland	63/37	1975-79	1977-78
White, William	S	35	Ohio State	43/21	1994-96	1994

Player	Pos.	Jersey(s)		College	GP/GS	Year(s)	Year(s)
		Worn				Played	Started
Whitehurst, David	QB	15		Furman	0/0	1984	
Whitmore, David	S	41		Stephen F. Austin	18/16	1993-94	1993-94
Wickert, Tom	G	66		Washington State	5/0	1977	
Wiegmann, Casey	C	62		Iowa	143/143	2001-07, 2010-11	2001-07, 2010-11
Wilkerson, Jimmy	DE	96		Oklahoma	72/5	2003-07	
Willard, Jerrott	LB	57		California	1/0	1998	
Williams, Brett	T	74		Florida State	5/0	2003-04	
Williams, Chandler	WR	8		Florida International	0/0	2010	
Williams, Dan	DE	92		Toledo	42/25	1997, 1999-01	1999-00
Williams, Demorrio	LB	53		Nebraska	60/22	2008-11	2009
Williams, Harvey	RB	22, 44		Louisiana State	35/7	1991-93	
Williams, Jerrol	LB	44		Purdue	6/0	1994	
Williams, Javaris	RB	40		Tennessee State	4/0	2009	
Williams, Jermaine	FB	43		Houston	11/2	2001	
Williams, Kyle	WR	19		Arizona State	1/0	2013	
Williams, Lawrence	WR	40		Texas Tech	18/5	1976-77	1977
Williams, Leon	LB	57		Miami (Fla.)	4/0	2012	
Williams, Mike	RB/TE	80		New Mexico	33/14	1979-81	1980
Williams, Nick	DL	98		Samford	21/0	2014-16	
Williams, Robert	CB	40		Baylor	0/0	1993	
Williams, Robert	CB	46, 29		North Carolina	17/1	1998-99	
Williams, Sammy	T	72		Oklahoma	1/0	1999	
Williams, Stephen	DT	70		NW Missouri State	11/0	2006	
Williams, Tyrone	DE/DT	90, 96		Wyoming	17/0	2000-01	
Williamson, Fred	DB	24		Northwestern	37/--	1965-67	1965-66
Willis, Donald	G	60		North Carolina A&T	59/6	2000-04	
Wilson, Albert	WR	12		Georgia State	55/26	2014-17	2015, 2017
Wilson, Eddie	QB/P	12		Arizona	42/1	1962-64	1962**
Wilson, Jerrel	P	44		Southern Mississippi	203/0	1963-77	1963-77**
Wilson, Kris	TE/FB	84		Pittsburgh	49/23	2004-07	2006-07
Wilson, Mike	G	67		Dayton	4/0	1975	
Wilson, Ramik	LB	53		Georgia	30/17	2015-17	2016
Winchester, James	LS	41		Oklahoma	48/0	2015-17	
Winston, Eric	T	74		Miami (Fla.)	16/16	2012	2012
Winters, Frank	G/C	65		Western Illinois	32/6	1990-91	1990
Wolf, James	DT	73		Prairie View	14/7	1976	1976
Witzman, Bryan	T	70		South Dakota State	27/13	2016-17	2017
Wood, Duane	DB	48		Oklahoma State	65/--	1960-64	1960-64
Woodard, Ray	DE	70		Texas	6/0	1987	
Wooden, Terry	LB	90		Syracuse	15/8	1997	1997
Woods, Jerome	S	21, 31		Memphis	128/105	1996-05	1997-01, 2003-04

Y

Yakovonis, Ray	NT	92	East Stroudsburg State	2/0	1983	
Young, Michael	WR	85	UCLA	2/0	1994	
Young, Wilbur	DE	99	William Penn	94/70	1971-77	1972-77

Z

Zamberlin, John	LB	61	Pacific Lutheran	22/10	1983-84	1984
Zaruba, Carroll	DB	46	Nebraska	7/--	1960	
Zombo, Frank	LB	51	Central Michigan	80/27	2013-17	2017

*Only includes starts dating back to '68.

**Regular kicker or punter during that period.

Notes: The Chiefs All-Time Roster includes all players who were on the active roster for at least one regular season game or playoff contest. Games Played/Games Started reflects regular season games only. It also includes players who accrued at least one season as a member of a reserve or injury list. The one exception to this criteria is RB Stone Johnson, who had his number 33 retired after suffering a fatal injury in a '63 preseason contest. Jersey numbers refer to those numbers worn only in regular season or postseason play.

ALL-TIME ROSTER BY COLLEGES

Players listed on the Chiefs all-time roster have been produced by 290 different colleges and universities.

Abilene Christian3	Florida State15	Morehead State1	Southern Miss8
Air Force1	Fresno State5	Morgan State2	Stanford10
Akron3	Frostburg State1	Morris Brown2	Stephen F. Austin3
Alabama18	Furman2	Mt. San Antonio JC1	SUNY - Cortland1
Alabama A&M2	Gardner-Webb1	Murray State1	Syracuse7
Albany2	Georgia14	Nebraska17	Tampa3
Alcorn State3	Georgia Southern1	Nebraska - Omaha2	Tarkio1
Appalachian State2	Georgia State1	Nevada3	Tarleton State1
Arizona9	Georgia Tech9	New Hampshire1	TCU9
Arizona State18	Graceland (Iowa)1	New Mexico3	Temple6
Arkansas12	Grambling13	New Mexico State3	Tennessee11
Arkansas - Pine Bluff4	Grand Valley State1	Newberry1	Tennessee - Chattanooga1
Arkansas State1	Hampton2	Nicholls State3	Tennessee State14
Auburn16	Hastings1	North Alabama1	Texas22
Azusa Pacific1	Hawaii4	North Carolina13	Texas - Arlington1
Ball State1	Heidelberg1	North Carolina A&T1	Texas A&M10
Baylor14	Henderson State1	North Carolina Central2	Texas A&M - Commerce2
Bethune-Cookman2	Holy Cross3	North Carolina State6	Texas A&M - Kingsville4
Bishop College1	Houston12	North Dakota1	Texas Southern6
Boise State1	Howard12	North Dakota State2	Texas State1
Boston College9	Howard Payne1	North Texas5	Texas Tech10
Boston University2	Humboldt State2	Northeast Louisiana2	Thiel College1
Bowling Green2	Idaho3	Northern Arizona3	Toledo3
Brigham Young9	Idaho State3	Northern Colorado2	Trinity2
Cal Poly San Luis Obispo1	Illinois7	Northern Illinois2	Troy3
Cal State Fullerton4	Illinois State2	Northern Iowa1	Truman State1
Cal State Long Beach1	Indiana5	Northern Michigan1	Tulane4
Cal State Northridge1	Indiana (Pa.)3	Northern State1	Tulsa4
California13	Iowa15	Northwestern6	Tusculum1
California (Pa.)2	Iowa State5	Northwestern (La.) State3	Tuskegee1
California Lutheran1	Itawamba J.C.1	Northwestern Louisiana1	UAB1
Cameron1	Jackson State5	Notre Dame24	U.S. International1
Carson-Newman2	Jacksonville State (Ala.)2	NW Missouri St.1	UCLA18
Central Arkansas1	James Madison2	Ohio State13	UNLV3
Central Connecticut State1	Kansas16	Ohio Wesleyan1	USC15
Central Florida5	Kansas State17	Oklahoma19	Utah5
Central Michigan3	Kent State2	Oklahoma State10	Utah State9
Central Oklahoma1	Kentucky4	Oregon15	UTEP5
Central State (Ohio)1	Knoxville1	Oregon State13	Valdosta State1
Charleston Southern1	Lamar1	Ouachita Baptist1	Vanderbilt3
Chico State1	Lehigh1	Pacific1	Villanova1
Cincinnati9	Linfield1	Pacific Lutheran1	Virginia Union1
Clark1	LIU - Post1	Palomar1	Virginia9
Clemson10	Louisiana Lafayette2	Paul Quinn1	Virginia Tech3
Coastal Carolina1	Louisiana State23	Penn State17	Wake Forest6
Colgate3	Louisiana - Monroe4	Pennsylvania1	Washburn1
Colorado11	Louisiana Tech1	Pittsburgh15	Washington11
Colorado State2	Louisville5	Pittsburg State1	Washington State8
Colorado State - Pueblo1	Maine2	Portland State2	Weber State1
Columbia (N.Y.)1	Marshall4	Prairie View8	West Alabama1
Concordia (Canada)1	Maryland8	Princeton1	West Chester2
Concordia (Minn.)1	Massachusetts1	Purdue13	West Georgia1
Connecticut2	McGill2	Rhode Island1	West Texas A&M2
Cornell1	McNeese State2	Rice3	West Virginia5
Culver-Stockton1	Memphis7	Richmond1	Western Carolina1
Dartmouth1	Miami (Fla.)19	Rocky Mountain1	Western Illinois1
Dayton1	Miami (Ohio.)2	Rutgers5	Western Kentucky1
Delaware1	Michigan17	Samford1	Western Michigan1
Delaware State1	Michigan State14	Sam Houston2	Western Oregon1
Drake1	Mid-America Nazarene1	San Diego State7	Wheaton1
Duke2	Middle Tennessee State3	San Francisco1	Whitworth (WA)1
East Carolina2	Milton1	San Jose State15	William & Mary1
East Stroudsburg State1	Minnesota8	Santa Clara2	William Jewell1
Eastern Carolina3	Minnesota - Duluth1	Shepherd1	William Penn1
Eastern Illinois2	Mississippi8	South Carolina7	Winston-Salem State1
Eastern Kentucky3	Mississippi Delta J.C.1	South Carolina State2	Wisconsin4
Eastern Michigan3	Mississippi State7	South Dakota State1	Wisconsin - La Crosse1
Elizabeth City State2	Mississippi Valley State2	South Florida1	Wisconsin - Milwaukee1
Emporia State2	Missouri19	Southeast Louisiana1	Wyoming1
Florida11	Missouri State1	Southeast Missouri1	Yale2
Florida A&M4	Missouri Valley College1	Southern5	Youngstown State1
Florida Atlantic1	Monmouth (Ill.)1	Southern Illinois2	
Florida International1	Montana State2	SMU14	

ALL-TIME NUMERICAL ROSTER



Player	Pos.	Year(s)	Player	Pos.	Year(s)
#1			#9		
Adamle, Mike	RB	1971-72	Baker, Jason	P	2003-04
Grupp, Bob	P	1979-81	Bentley, Scott	K	1999
Moon, Warren	QB	1999-00	Bray, Tyler	QB	2013-17
Pennington, Durwood	K	1962	Carlson, Dean	QB	1972-74
Smith, Noland	WR	1967-69	Jones, Reggie	WR	1997
Stevens, Matt	QB	1987	Kenney, Bill	QB	1979-88
Tynes, Lawrence	K	2004-06	Novak, Nick	K	2008
#2			Quinn, Brady	QB	2012
Clements, Tom	QB	1980	#10		
Colquitt, Dustin	P	2005-17	Beathard, Pete	QB	1964-67, 1973
Elliott, Lin	K	1994-95	Copper, Terrance	WR	2009-12
Goodbum, Kelly	P	1987-90	Daniel, Chase	QB	2013-15
Murray, Eddie	K	1992	Elkins, Mike	QB	1989-90
Peterson, Todd	K	2000-01	Green, Trent	QB	2001-06
#3 - Retired			Hagans, Maurice	WR	2008
Agajanian, Ben	K	1961	Hill, Tyreek	WR	2016-17
Stenerud, Jan	K	1967-79	Livingston, Mike	QB	1968-79
#4			Saxton, James	HB	1962
Barker, Bryan	P	1990-93	Seurer, Frank	QB	1986-87
Foles, Nick	QB	2016	Stoyanovich, Pete	K	1996-00
Fuller, Steve	QB	1979-82	Sullivan, Kent	P	1992
Hamrick, James	K	1987	Van Pelt, Alex	QB	1993
Murphy, Nick	P	2004	#11		
Palko, Tyler	QB	2010-11	Adams, Tony	QB	1975-78
Stryzinski, Dan	P	2001-02	Bellamy, Josh	WR	2012
Tanney, Alex	QB	2012	Chambers, Chris	WR	2009-10
Thigpen, Tyler	QB	2007-09	Douglas, Dameane	WR	2003
#5			Gagliano, Bob	QB	1981-83
Aguiar, Louie	P	1994-98	Grbac, Elvis	QB	1997-00
Barth, Connor	K	2008	Horne, Jeremy	WR	2010-11
Carney, John	K	2007	Huard, Damon	QB	2004-08
Cheek, Steve	P	2004	Hudson, Doug	QB	1987
Colbert, Lewis	P	1986-87	Jones, Reggie	WR	1997, 2001
deBruijn, Case	P	1982	Osiecki, Sandy	QB	1984
McCann, Jim	P	1975	Pelluer, Steve	QB	1989-91
Santos, Cairo	K	2014-17	Smith, Alex	QB	2013-17
Sauerbrun, Todd	P	2000	#12		
#6			Baker, Jon	K	1999
Arnold, Jim	P	1983-85	Croyle, Brodie	QB	2006-10
Cook, Kenny	WR	2016	Espinoza, Alex	QB	1987
Lampkin, Ashton	CB	2017	Flores, Tom	QB	1969
McVea, Warren	RB	1969-73	Gannon, Rich	QB	1995-98
Rayner, Dave	K	2007	Hill, Jim	DB	1966
Rebstock, Pete	WR	2002	Jaynes, Dave	QB	1974
Succop, Ryan	K	2009-13	Perez, Joe	WR	2000
Vitali, Mark	QB	1977	Quinn, Jonathan	QB	2002-03
Weatherford, Steve	P	2008	Shaw, Dennis	QB	1978
#7			Stanzi, Ricky	QB	2012
Andrusyshyn, Zenon	P	1978	Thorpe, Craphonso	WR	2005
Butker, Harrison	K	2017	Wilson, Albert	WR	2014-17
Cassel, Matt	QB	2009-12	Wilson, Eddie	QB/P	1962-64
Germaine, Joe	QB	2001	#13		
Gossett, Jeff	P	1981-82	Bono, Steve	QB	1995-96
Husted, Michael	K	2002	Clark, Wayne	QB	1975
Huarte, John	QB	1969-71	Pope, Daniel	P	1999
Jaworski, Ron	QB	1989	Stanzi, Ricky	QB	2011
Medlock, Justin	K	2007	Thomas, De'Anthony	RB/WR	2014-17
Murray, Aaron	QB	2014-15	Vlasic, Mark	QB	1991-92
Nott, Mike	QB	1976	#14		
Printers, Casey	QB	2006	Blackledge, Todd	QB	1983-87
White, Ted	QB	1999	Blundin, Matt	QB	1992-95
#8			Enis, Hunter	QB	1960
Andersen, Morten	K	2002-03	Greene, Tom	QB	1961
Gray, Quinn	QB	2008	Hall, Chad	WR	2013
Greene, David	QB	2007	Jackson, Curtis	WR	2002-03
Lowery, Nick	K	1980-93			

Player	Pos.	Year(s)
Lawrence, Quinten	WR	2009-10
McManus, Danny	QB	1988
Ply, Bobby	DB	1962-67
Podolak, Ed	RB	1969-77
Robinson, Demarcus	WR	2016-17
Robinson, Kevin	WR	2008

#15

Breaston, Steve	WR	2011-12
Collins, Todd	QB	1998-05
Duncan, Randy	QB	1961
Gutierrez, Matt	QB	2009
Jenkins, A.J.	WR	2013-14
Lee, Jacky	QB	1967-69
Longmire, Sam	DB	1967-68
Mahomes, Patrick	QB	2017
Martin, Ingle	QB	2008
Matthews, Steve	QB	1994-96
Mercer, Mike	K	1966
Reardon, Kerry	CB	1971-76
Tucker, Verran	WR	2010
Whitehurst, David	QB	1984

#16 - Retired

Dawson, Len	QB	1962-75
--------------------	-----------	----------------

#17

Avery, Donnie	WR	2013-14
Barnes, Pat	QB	1997
Conley, Chris	WR	2015-17
Curtis, Kevin	WR	2010
DeBerg, Steve	QB	1988-91
Gehrke, Jack	WR	1968
Krieg, Dave	QB	1992-93
Long, Lance	WR	2009
Murphy, Yo	WR	2002
Price, Maurice	WR	2007-08
Smith, Fletcher	DB	1966-67
Smith, Richard	WR	2004
Wright, Elmo	WR	1971-74

#18 - Retired

Flynn, Don	DB	1960-61
Grbac, Elvis	QB	1997-00
LaChapelle, Sean	WR	1996
Parker, Samie	WR	2004-07
Thomas, Emmitt	CB	1966-78

#19

Davidson, Cotton	QB/P	1960-61
Kemp, Marcus	WR	2017
Maclin, Jeremy	WR	2015-16
Montana, Joe	QB	1993-94
Williams, Kyle	WR	2013
Wyllie, Devon	WR	2012

#20

Cherry, Deron	S	1981-91
Draughn, Shaun	RB	2012
Hall, Dante	RB/WR	2000-06
Hunt, Bobby	DB	1962-67
Jones, Thomas	RB	2010-11
Nelson, Steven	CB	2015-17
Perkins, Horace	CB	1979
Owens, Chris	CB	2014
Sapp, Benny	CB	2004-07
Sellers, Goldie	DB	1968-69
Sensibaugh, Mike	S	1971-75
Washington, Donald	S/CB	2009-10

#21

Arenas, Javier	CB	2010-12
Austin, Hise	CB	1975
Bartee, William	S	2000-06
Bayless, Martin	S	1992-93, '95-96
Gaines, Clark	RB	1981-82
Garrett, Mike	RB	1966-70
Homan, Dennis	WR	1971-72

Player	Pos.	Year(s)
Lewis, Garry	CB	1993
Lewis, Tahunan	CB	1992
McKinney, Odis	S	1985
Morgado, Arnold	RB	1977-80
Murray, Eric	CB	2016-17
Reamon, Tommy	RB	1976
Robinson, Dunta	CB	2013
Saxon, James	RB	1988-91
Smith, Kolby	RB	2007-09
Smith, Sean	CB	2014-15
Stephens, John	RB	1993
Stockemer, Ralph	RB	1987
Vaughn, Jon	RB	1994
Webster, David	DB	1960-61
Woods, Jerome	S	1996-05

#22

Bookman, John	DB	1960
Brown, Dee	RB	2005-06
Carter, Perry	CB	1995
Cocroft, Sherman	S	1985-87
Grow, Monty	S	1994
Hagy, John	S	1991
Harrison, Glynn	RB	1976
Jakes, Van	DB	1983-84
Marshall, Larry	DB	1972-73, '78
McClellion, Central	CB	2002
McCleon, Dexter	CB	2003-05
McCluster, Dexter	WR	2010-13
McKnight, Joe	RB	2014
McKnight, Ted	RB	1977-81
Mitchell, Willie	DB	1964-71
Morris, Donnie Joe	RB	1974
Patterson, Dimitri	CB	2007-08
Peters, Marcus	CB	2015-17
Shehee, Rashaan	RB	1998-99
Smith, J.J.	RB	1995-96
Williams, Harvey	RB	1991-93

#23

Blaylock, Derrick	RB	2001-04
Coan, Bert	RB	1963-68
Colclough, Ricardo	CB	2008-09
Dickerson, Ron	WR	1993-94
Gaines, Phillip	CB	2014-17
Gant, Earl	RB	1979-80
Gray, Carlton	CB	1999-00
Hadley, David	CB	1970-72
Hill, Greg	CB	1984-88
Johnson, Clyde	CB	1997
Keyes, Leroy	RB	1973
Lewis, Kendrick	S	2010-13
Richardson, Mike	CB	2009-10
Smith, Lucious	CB	1983
Surtain, Patrick	CB	2005-08
Swink, Jim	HB	1960
Word, Barry	RB	1990-92
Wyatt, Kevin	CB	1987

#24

Bartee, William	CB	2000-06
Belser, Ceaser	DB	1968-71
Ellison, Willie	RB	1973-74
Flowers, Brandon	CB	2008-13
Green, Gary	CB	1977-83
Kaiser, Jason	CB	1998
Law, Ty	CB	2006-07
McCray, Kelcie	S	2014
McMillan, Erik	S	1993
Pearson, Jayice	CB	1986-92
Revis, Darrelle	CB	2017
Terry, Doug	S	1992-95
White, D.J.	CB	2016-17
Williamson, Fred	DB	1965-67
Wright, Felix	S	1993

#25

Acker, Kenneth	CB	2017
----------------	----	------

Player	Pos.	Year(s)	Player	Pos.	Year(s)
Charles, Jamaal	RB	2008-16	Brown, Mike	S	2009
Collins, Mark	CB/S	1994-96	Carruth, Paul Ott	RB	1989
Copeland, Danny	S	1989-90	Colclough, Ricardo	CB	2008-09
Epps, Jack	S	1987	Fleming, Jamell	CB	2014-15
Hollis, David	DB	1988	Harris, Gilbert	RB	2007
Nix, Doyle	DB	1961	Miller, Cleophus	RB	1974-75
Pitts, Frank	WR	1965-71	Richardson, Gloster	WR	1967-70
Stradford, Troy	RB	1991	Richardson, Mike	CB	2009-10
Terry, Doug	S	1992-95	Robinson, Mark	S	1984-87
Tongue, Reggie	S	1996-99	Sams, B.J.	KR	2008
Warner, Charley	DB	1963-64	Spikes, Jack	RB/K	1960-64
Wesley, Greg	S	2000-07	Terrell, Steven	S	2017
Wesson, Ricky	CB	1977	Washington, Dewayne	CB	2005
			West, Lyle	S	2002-03
#26			#31		
Adams, Vashone	S	1998	Cooper, Marcus	CB	2013-15
Allen, Taje	CB	2001-02	Hartman, Tysyn	DB	2012
Barbaro, Gary	S	1976-82	Hunt, Akeem	RB	2017
Battle, Jackie	RB	2007-11	Holmes, Priest	RB	2001-07
Battle, Julian	CB	2003-05	Kinney, Jeff	RB	1972-76
Bennett, Michael	RB	2006-07	Leggett, Maurice	CB/S	2008-10
Comings, Sanders	S	2013-14	Reese, Jerry	S	1979-80
Dishman, Cris	CB	1999	Ross, Kevin	CB	1984-93, '97
Dozier, Cornelius	S	1987	Thomas, Jewerl	RB	1983
Glenn, Jacoby	CB	2017	Woods, Jerome	CB	1996-05
Hakim, Saalim	DB	2015			
Jackson, Frank	WR	1961-65	#32		
Lane, Skip	CB/S	1984	Agee, Tommie	RB	1989
Lowe, Paul	RB	1968-69	Allen, Marcus	RB	1993-97
Oliver, Muhammed	CB	1993	Dickinson, Bo	RB	1960-61
Palmer, Paul	RB	1987-88	Draughn, Shaun	RB	2011
Porter, Lewis	E	1970	Gray, Cyrus	RB	2012-14
Routt, Stanford	CB	2012	Horton, Ethan	RB	1985
Spiller, CJ	RB	2017	Johnson, Jack	DB	1961
Watson, Tim	S	1993-95	Jones, Doug	DB	1973-74
West, Robert	WR	1972-73	McClinton, Curtis	RB	1962-69
#27			Moriarty, Larry	RB	1986-88
Acker, Kenneth	S	2016	Reed, Tony	RB	1977-80
Branch, Tyvon	S	2015	Terry, Doug	S	1992-95
Brown, Theotis	RB	1983-84	Ware, Spencer	FB/RB	2015-17
Coleman, Kurt	S	2014	#33 - Retired		
Elam, Abram	S	2012	Johnson, Curley	HB	1960
Green, Woody	RB	1974-76	Johnson, Stone	RB	1963
Hill, Greg	RB	1994-97	Pricer, Bill	RB	1961
Hunt, Kareem	RB	2017	#34		
Johnson, Larry	RB	2003-09	Brackenridge, Tyron	CB	2007-08
Julien, Jarmar	RB	2002	Burruss, Lloyd	S	1981-91
Kratzer, Dan	WR	1973	Carter, Dale	CB	1992-98
Milo, Ray	S	1978	Cloud, Michael	RB	1999-02
Porter, Kevin	S	1988-92	Daniels, Travis	CB	2009-12
Rose, Donovan	CB	1980	Davis, Knile	RB	2013-16
Smith, Blane	S	1987	Haslip, Wilbert	RB	1979
Smith, Sean	CB	2013	Johnson, Larry	RB	2003-09
Taylor, Jay	CB	1993-95	Macklin, David	CB	2008
Walker, Bracy	S	1994, 1998-01	McQuay, Leon	S	2017
Washington, Donald	DB	2009-11	Payton, Eddie	KR	1978
#28 - Retired			#35		
Haynes, Abner	RB	1960-65	Atkins, Larry	S/LB	1999-02
#29			Barksdale, Rashad	CB	2007
Belser, Jason	S	2001-02	Belton, Horace	RB	1978-81
Berry, Eric	S	2010-17	Celestin, Oliver	S	2008
Hill, Greg	RB	1993-97	Demps, Quintin	S	2013
Knight, Sammy	S	2005-06	Johnson, Melvin	S	1998
Lewis, Albert	CB	1983-93	Okoye, Christian	RB	1987-92
McMillian, Mark	CB	1997-98	Otis, Jim	RB	1971-72
Powers, Clyde	S	1978	Pile, Willie	S	2004
Savage, Dantrell	RB	2008-09	Price, Ricky	S	2009-10
Washington, Brian	S	1995-96	Reeves, Jacques	CB	2012
Williams, Robert	CB	1998-99	Stover, Smokey	LB	1960-66
#30			Thomas, Ken	RB	1983
Bayless, Martin	S	1992-93, 1995-96	Walls, Lenny	CB	2006
Bennett, Donnell	RB	1994-00	West, Charcandrick	RB	2014-17
Bledsoe, Curtis	RB	1981-82	White, William	S	1994-96
Brown, Jalil	DB	2011-12			

Player	Pos.	Year(s)
#36 - Retired		
Daniels, Clemon	DB	1960
Hill, Mack Lee	RB	1964-65
#37		
Collier, Tim	CB	1976-79
Delaney, Joe	RB	1981-82
#38		
Anders, Kimble	FB	1991-00
Bragg, Michael	CB	2006
Brannon, Solomon	DB	1965-66
Brown, Dee	RB	2005-06
Finley, Clint	S	2002-03
Gunter, Michael	RB	1984
Hayes, Wendell	RB	1968-74
Johnson, Tervaris	RB	2010
Loveall, Calvin	CB	1988
Morgan, DaJuan	S	2008-09
Odom, Ricky	S	1978
Parker, Ron	DB	2013-17
Roquemoire, Durwood	CB	1982-83
Thomas, Carlton	CB	1987
Thorpe, Neiko	DB	2012
#39		
Abdullah, Husain	S	2013-15
Bailey, Mark	RB	1977-78
Carr, Brandon	CB	2008-11
Crockett, Ray	CB	2001-02
Everett, Eric	CB	1991
Griffin, Stephen	RB	1987
Mitchell, Terrance	CB	2016-17
Morris, Bam	RB	1999
Moser, Rick	RB	1981
Pickens, Bruce	CB	1993
Ross, Derrick	RB	2006
Thompson, Del	RB	1982
#40		
Bell, Billy	CB	1991
Davis, Ricky	S	1977
Green, Boyce	RB	1986
Harris, Corey	CB	2001-03
Hasty, James	CB	1995-00
Hillis, Peyton	RB	2012
Jackson, Charlie	DT	1960
Lacy, Ken	RB	1984-85, '87
Mack, Cedric	CB	1992
Marsalis, Jim	CB	1969-75
Millard, Trey	FB	2016
Reaser, Keith	CB	2017
Walker, Bracy	S	1994, 1998-00
Williams, Javarris	RB	2009
Williams, Lawrence	WR	1976-77
Williams, Robert	CB	1993
#41		
Bates, Jackie	CB	2010
Christopher, Herb	S	1979-82
Connot, Scott	S	2004
Crawford, Keith	S	1998
Dennis, Pat	CB	2000-01
Dressler, Doug	RB	1975
Evans, James	RB	1987
Hill, Kenny	S	1989
Jankowski, Bruce	WR	1971-72
Jenkins, Keyvan	RB	1988
Johnson, Darrius	CB	2003
McCarthy, Kyle	DB	2012
Parker, Anthony	CB	1991
Pippens, Woodie	RB	1987
Tongue, Reggie	S	1996-99
Whitmore, David	S	1993-94
Winchester, James	LS	2015-17
#42		

Player	Pos.	Year(s)
Carter, M.L.	CB	1979-81
Cox, Mike	FB	2008-10
Cruz, Ronnie	RB	2005-06
Donaldson, Jeff	S	1990
Harts, Shaunard	S	2001-04
Lane, MacArthur	RB	1975-78
Malone, Darrell	CB	1992
Mincy, Charles	S	1991-94
Piscitelli, Sabby	S	2011
Ricks, Lawrence	RB	1983-84
Robinson, Johnny	S/HB	1960-71
Sherman, Anthony	FB	2013-17
Smith, Jeff	RB	1985-86
Washington, Tim	CB	1982
#43		
Bolden, Juran	CB	1999
Brockington, John	RB	1977
Easy, Omar	FB	2002-04
Gafford, Thomas	LS	2008-14
Hanoian, Greg	FB	2006
Jackson, Billy	RB	1981-84
Jones, Bill	RB	1990-92
Parker, Robert	RB	1987
Pruitt, Mike	RB	1985-86
Thomas, Bill	RB	1974
Williams, Jermaine	FB	2001
#44		
Anderson, Darren	CB	1994-97
Harris, Eric	CB	1980-82
Harris, Jimmy	DB	1960-61
Heard, Herman	RB	1984-89
Kelley, Ed	DB	1961
McClain, Le'Ron	FB	2011
Page, Jarrad	S	2006-09
Parker, Kerry	CB	1984
Thompson, Leroy	RB	1995
Warfield, Eric	CB	1998-05
Williams, Harvey	RB	1991-93
Williams, Jerrol	LB	1994
Wilson, Jerrel	P	1963-77
#45		
Baber, Billy	TE	2001-03
Brooks, Bucky	CB	1997-98
Bryant, Trent	CB	1982-83, '87
Eachus, Nate	RB	2012
Eligwe, Ukeme	LB	2017
Grayson, Dave	DB	1961-64
Holmes, Robert	RB	1968-71
Johnson, Jimmie	TE	1994
Johnson, Sidney	CB	1988
LaGrand, Morris	RB	1975
Maxey, Marcus	CB	2006
McNeil, Pat	RB	1976-77
Merritt, Michael	TE	2008
Petry, Stan	CB	1989-91
Pope, Leonard	TE	2009-11
Saxon, James	RB	1988-91
Stargell, Tony	CB	1996
Talton, Ken	RB	1980
Thomas, Gene	FB	1966-67
Thompson, Ernie	RB	1993
#46		
Brock, Kevin	TE	2013
Castille, Tim	RB	2009-10
Clemons, Michael	RB	1987
Dombroski, Paul	S	1980-81
Fields, Jitter	RB	1987
Gray, Tim	S	1976-78
Grigsby, Boomer	FB/LB	2005-07
Jones, Dominique	TE	2013
Jones, Victor	RB	1994
Kearney, Jim	DB	1967-75
King, Bruce	RB	1985-86
Moreau, Frank	RB	2000

Player	Pos.	Year(s)	Player	Pos.	Year(s)
Smith, Noland	WR	1967-69	Jackson, Charles	LB	1978-84
Sterns, Jordan	S	2017	Lingner, Adam	C	1983-86, 1988
Thompson, Bennie	S	1992-93	Lynch, Jim	LB	1967-77
Washington, Charles	DB	1990-91	Manusky, Greg	LB	1994-99
Williams, Robert	CB	1998-99	Marts, Lonnie	LB	1991-93
Zaruba, Carroll	DB	1960	Mays, Corey	LB	2009-10
#47			Miller, Gabe	LB	2011
Baxter, Keith	CB	2017	Zombo, Frank	LB	2013-17
Chappell, Devin	S	2017	#52		
Golub, Chris	S	1977	Abell, Bud	LB	1966-68
Hodge, Alphonso	CB	2005-06	Anderson, Charlie	LB	2010
Martin, Don	CB	1975	Beisel, Monty	LB	2001-04, 2009
McGraw, Jon	S	2007-11	Caver, Quinton	LB	2002-04
Osley, Willie	DB	1974	Gatewood, Curtis	LB	2008
Scott, Todd	S	1997	Herron, David	LB	2009
Smith, Chris	WR	1973	Howard, Thomas	LB	1977-83
#48			Humphrey, Tom	C	1974
Allen, Nate	CB	1971-74	Hyde, Glenn	C	1987
Burgmeier, Ted	S	1978	Johnson, James-Michael	LB	2013-14
Colter, Jeff	DB	1987	Jolly, Ken	LB	1984-85
Gafford, Thomas	LS	2008-09	Kershaw, William	LB	2006-07
Gamble, Kenny	RB	1988-90	Nicolas, Dadi	LB	2016-17
Hadnot, James	RB	1980-83	Olsen, Orrin	C/G	1976
Jones, E.J.	RB	1985	O'Neal, Andre	LB	2000-01
Lane, Garcia	CB	1985, 1987	Pimentel, Mickey	LB	2007
Langford, Reshard	S	2009-11	Rogers, Tracy	LB	1990-96
McDougald, Bradley	S	2013	Siler, Brandon	LB	2011-12
McNair, Todd	RB	1989-93, 1996	Snipes, Angelo	LB	1987-89
Menzie, De'Quan	DB	2012	Walden, Erik	LB	2008
Perry, Ed	TE	2005	#53		
Popson, Ted	TE	1997-98	Andrews, Billy	LB	1976-77
Smith, Terrance	LB	2016-17	Avery, Ken	LB	1975
Stowers, Tommie	RB	1994	Griffin, Kris	LB	2005-06
Taylor, Steve	S	1976	Hamilton, Rick	DE	1994-95
Washington, Brian	S	1995-96	Howard, Todd	LB	1987-88
Wood, Duane	DB	1960-64	Jones, Fred	LB	2003-04
#49			Mays, Joe	LB	2014
Bograkus, Steve	S	1976	Moten, Gary	LB	1987
DiMarco, Patrick	FB	2012	Patton, Marv	LB	1999-02
Gay, Matt	S	1994	Paul, Whitney	DE/LB	1976-81, 1986
Jackson, Gerald	S	1979	Rush, Bob	C	1983-85
Nelson, Teddy	CB	1987	Stephens, Santo	LB	1993
Pollard, Bernard	S	2006-08	Webster, Mike	C	1989-90
Richardson, Tony	FB	1995-05	Williams, Demorrio	LB	2008-11
Sorensen, Daniel	S	2014-17	Wilson, Ramik	LB	2015-17
Thomas, Charlie	RB	1975	#54		
#50			Ashley, Walker Lee	LB	1989
Anderson, Erick	LB	1992-93	Cofield, Tim	LB	1986-88
Atkins, Larry	S/LB	1999-02	Favors, Greg	LB	1998
Barton, Jim	C	1960	Greene, Ted	LB	1960-62
Boiman, Rocky	LB	2008	Hudock, Mike	C	1967
Caveness, Ronnie	LB	1965	Manumaleuga, Frank	LB	1979-81
Daniels, Calvin	LB	1982-85	Moses, Dezman	LB	2013-16
Davis, Anthony	LB	1994-98	Ochi, Victor	LB	2016
Del Rio, Jack	LB	1987-88	Simien, Tracy	LB	1991-97
Harris, Napoleon	LB	2007-08	Walker, James	LB	1983
Houston, Justin	LB	2011-17	Waters, Brian	G	2000-10
Kearney, Tim	LB	1975	Werner, Clyde	LB	1970-74, 1976
McGovern, Rob	LB	1989-90	#55		
Mitchell, Kawika	LB	2003-06	Best, Keith	LB	1972
Oriad, Mike	C	1970-73	Cooper, Louis	LB	1985-90
Peterson, Cal	LB	1979-81	Dimmick, Tom	C	1960
Sanders, Clarence	LB	1978	Dumas, Troy	LB	1995-97
Thornbladh, Bob	LB	1974	Ford, Dee	LB	2014-17
Vrabel, Mike	LB	2009-10	George, Ron	LB	1998-00
#51			Holub, E.J.	C/LB	1961-70
Bush, Lew	LB	2000-02	Jordan, Akeem	LB	2013
Cadrez, Glenn	LB	2001-02	Kehl, Bryan	LB	2012
Darche, Jean-Philippe	LS	2007-08	Klug, Dave	LB	1981-83
Donnalley, Rick	C	1986-87	Peterson, Bill	LB	1975
Fraser, Jim	LB	1965	Randle, Ervin	LB	1991-92
Fujita, Scott	LB	2002-04	Rogers, Justin	LB	2009
Grigsby, Boomer	FB/LB	2005-07	Rozumek, Dave	LB	1976-79
			Scanlon, Rich	LB	2004-06

Player	Pos.	Year(s)
Sheffield, Cameron	LB	2010-12
Stams, Frank	LB	1995
Stills, Gary	LB/DE	1999-05
Thomas, Pat	LB	2007-08

#56

Ale, Arnold	LB	1994
Ane, Charlie	C	1975-80
Beisel, Monty	LB/DE	2001-04, 2009
Bush, Lew	LB	2000-02
Cancik, Phil	LB	1981
Corey, Walt	LB	1960-66
Dixon, Ernest	LB	1998
Graham, Tom	LB	1974
Hackett, Dino	LB	1986-92
Haynes, Louis	LB	1982-83
Johnson, Derrick	LB	2005-17
Simmons, Wayne	LB	1997-98
Stills, Gary	LB/DE	1999-05

#57

Alexander, D.J.	LB	2015-16
Baldwin, Johnny	LB	2007
Blanton, Jerry	LB	1979-85
Cole, Justin	LB	2010
Dacus, Weston	LB	2008-09
Elrod, Jimbo	LB	1976-78
Harrell, James	LB	1987
Holmes, Bruce	LB	1987
Houston, Bobby	LB	1997
Jamison, George	LB	1994-96
Johnson, Nico	LB	2013
Martin, Chris	LB	1988-92
Maslowski, Mike	LB	1999-04
Palewicz, Al	LB	1973-75
Pierre-Louis, Kevin	LB	2017
Willard, Jerrott	LB	1998
Williams, Leon	LB	2012

#58 - Retired

Baugh, Tom	C	1986-88
Martin, Dave	LB	1968
Potter, Steve	LB	1983
Rice, Andrew	DT	1966-67
Rudnay, Jack	C	1970-82
Thomas, Derrick	LB	1989-99
Thompson, Arland	G	1987

#59

Barber, Shawn	LB	2003-05
Belcher, Jovan	LB	2009-12
Burks, Ray	LB	1977
Cadrez, Glenn	LB	2001-02
Edwards, Donnie	LB	1996-01, 2007-08
Fields, Jaime	LB	1993-95
Franklin, Jerry	LB	2014
Harvey, Stacy	LB	1989
Hawkins, Andy	LB	1988
Kelly, Colin	OL	2013
March-Lillard, Justin	LB	2015-16
Ragland, Reggie	LB	2017
Snow, Percy	LB	1990-92
Spani, Gary	LB	1978-86

#60

Baab, Mike	C	1992
Daney, George	G	1968-74
De La Puente, Brian	G	2008
Herkenhoff, Matt	T	1976-85
Ingram, Byron	G	1987-88
Leffew, Travis	T	2007
Lindstrom, Chris	DE	1987
Ndukwe, Ikechuku	G/T	2009
Pughsley, Jarrod	OL	2015
Reynolds, Al	G	1960-67
Terry, Chris	T	2006-07
Willis, Donald	G	2000-04

Player	Pos.	Year(s)
--------	------	---------

#61

Adickes, Mark	G	1986-89
Biodrowski, Dennis	G	1963-67
Brown, Colin	G	2009
Burton, Antwon	DT	2008
Cadwell, John	G	1961
Culp, Curley	DT	1968-74
Fazier, Cliff	DT	1977
Grunhard, Tim	C	1990-00
Hudson, Bob	LB	1960
Hudson, Rodney	G/C	2011-14
Morse, Mitch	C	2015-17
Parrish, Don	NT	1978-82
Sharpe, Montique	DT	2003
Stallings, Tre	G	2006-07
Zamberlin, John	LB	1983-84

#62

Alleman, Andy	C/G	2009
Chilton, Gene	G/C	1989
Fournet, Sid	G	1960-61
Helton, Darius	G	1977
Kirchbaum, Kelly	LB	1980
Liggett, Bob	DT	1970
Lingner, Adam	C	1983-86, 1988
McLean, Ron	NT	1988
Parker, Glenn	G/T	1997-99
Pietrzak, Jim	C	1987
Story, Bill	G	1975
Thomas, Todd	C	1981
Wiegmann, Casey	C	2001-07, 2010-11

#63 - Retired

Lanier, Willie	LB	1967-77
Maas, Bill	NT/DE	1984-92
Olenchak, John	C/LB	1981-82
Terrell, Marvin	G	1960-63

#64

Acker, Bill	NT/DE	1982, 1987
Beisler, Randy	G	1975
Feehery, Gerry	C	1988
Harvey, James	G	1987-88
Kirchner, Mark	T/G	1983
Krisher, Bill	G	1960-61
Kush, Eric	C	2013-14
Mattison, Bryan	C	2012
Merz, Curt	G/DE	1962-68
Munyer, Daniel	OL	2015
Oldermann, Bob	G	1985
Niswanger, Rudy	C	2006-10
Ricketts, Tom	G	1993
Studdard, Les	C	1982
Tamm, Ralph	G	1997-99
Washington, Thomas	DT	2000

#65

Adkins, Kevin	C	1987
Black, Jordan	G/T	2003-06
Condon, Tom	G	1974-84
Devey, Jordan	G	2016-17
DiGiacomo, Curt	G	1988
Fada, Rob	G	1985
Gilliam, Jon	C	1961-67
Henry, Ricky	G	2013
Kauahi, Kani	C	1992
Knapp, Lindsay	G/T	1993-94
Lilja, Ryan	G	2010-12
Prudhomme, Remi	G	1968-69
Smith, Jeff	C/G	1996-99
Taylor, Herb	T	2007-08
Threats, Jabbar	DE	2002
Washington, Tavares	G	2008
Winters, Frank	G/C	1990-91

#66

Player	Pos.	Year(s)	Player	Pos.	Year(s)
Bishop, Sonny	G	1962	Witzman, Bryan	T	2016-17
Budde, Brad	G	1980-86	Woodard, Ray	DE	1987
Diamond, Bill	G	1963	#71		
Doubiago, Dan	WR	1978	Allen, Jeff	G/OL	2012-15
Frazier, Wayne	C	1966-67	Barnhardt, Tom	DT/G	1996-99
Frey, Dick	DE	1960	Budde, Brad	G	1980-86
Grubbs, Ben	G	2015	Budde, Ed	G	1963-76
Harris, Darryl	G	2009	Carnahan, Andrew	T	2008
Hochstein, Russ	G	2012	Collins, Ray	DT	1960-61
Ingram, Johnathan	C	2004-05	Dohring, Tom	T	1992
Newson, Tony	LB	2002	Freeman, Eddie	DE	2002-03
Rasley, Rocky	G	1975	Gaither, Jared	T	2011
Riley, Victor	T	1998-01	Getz, Lee	G	1987
Siglar, Ricky	T	1993-96, 1998	Kragen, Greg	DT	1994
Stein, Bob	LB	1969-72	Lindstrom, Dave	DE	1978-85
Wickert, Tom	G	1977	Magee, Alex	DE	2009-10
#67			McCleary, Norris	DT	2000-01
Andersen, Jason	G/C	2002	Schwartz, Mitchell	T	2016-17
Black, James	DE	1987	Svitek, Will	T	2005-07
Bober, Chris	G/T	2004-07	Thorp, Don	DE	1988
Kubik, Brad	G	1998-99	#72		
Larpenter, Carl	G	1962	Alford, Darnell	T	2000-02
Proby, Bryan	DT	1995	DiMidio, Tony	T	1966-67
Ranglin, Rich	OL	2012	Dorsey, Glenn	DE/DT	2008-12
Richardson, Barry	T	2008-11	Fisher, Eric	T	2013-17
Seals, George	DT	1972-73	Johnson, Stan	NT	1978
Stensrud, Mike	NT/DE	1988	Lutz, David	G/T	1983-92
Still, Art	DE	1978-87	Maczuzak, John	DT	1964
Swoops, Patrick	NT	1991	Murphy, Montez	DE	2006
Wilson, Mike	G	1975	Oates, Brad	T	1980-81
Word, Mark	DE	1999	Parks, Nate	T	1997
#68			Parquet, Jeremy	T	2005
Auer, Scott	G/T	1984-85	Rochester, Paul	DT	1960-63
Bernhardt, Roger	G	1975	Simons, Keith	DT	1976-77
Harris, Ryan	T	2014	Smith, Franky	T	1980
Maneri, Steve	T	2011	Smith, Khreem	DE	2007
Morris, Michael	C	1989	Staysniak, Joe	G	1992
Nunnery, R.B.	DT	1960	Villa, Danny	G	1993-96
Person, Mike	OL	2016	Walton, Wayne	G/T	1973-74
Shields, Will	G	1993-06	Williams, Sammy	T	1999
Waldron, Dustin	T	2013	#73		
Walker, Wayne	K	1967	Asamoah, Jon	G	2010-13
#69			Dawson, Mike	NT	1984
Allen, Jared	DE	2004-07	Fulton, Zach	G/OL	2014-17
Allotey, Victor	G	2001-02	Harris, Michael	C/G	1989
Blackshear, Jeff	G	2000	Hill, Dave	T	1963-74
Criswell, Jeff	T	1995-98	Jones, Adrian	G/T	2007-08
DeBernardi, Fred	DE	1974	Jones, Willie	T	2000-02
Headrick, Sherrill	LB	1960-67	Jozwiak, Brian	G	1986-88
Lokey, Derek	DT	2008-09	Palmer, Gery	G	1975
Meisner, Greg	DE	1989-90	Sandridge, Tim	DT	2006
Steinfeld, Al	C	1982	Simmons, Bob	G	1977-83
Watkins, Rokevious	OL	2013	Swanson, Pete	G/T	1998
#70			Valerio, Joe	T	1991-95
Boone, Alfonso	DT	2007-08	Wolf, James	DT	1976
Cannon, Mark	C	1989	#74		
DeVito, Mike	DE	2013-15	Acker, Bill	NT/DE	1982, 1987
Farrier, Curt	DT	1963-65	Cornelison, Jerry	T	1960-65
Gales, Dion	DE/DT	2009	Estes, Lawrence	DE	1975-76
Kelly, Bobby	T	1967	Fanaika, Paul	OL	2015
Lathrop, Kit	DE	1986	Graham, Derrick	T	1974-82
McElroy, Reggie	T	1993	Hamilton, Justin	DL	2017
Mims, David	T	2011	Holmes, Pat	DE	1973
Nelson, Mark	T	1987	Jenkins, Trezelle	T	1995-97
Nicholson, Jim	T	1974-79	Keating, Tom	DT	1974-75
Rourke, Jim	G	1980-84, 1986	Koch, Pete	DE	1985-87
Sally, Jerome	NT	1988	Linkenbach, Jeff	G	2014
Shields, Billy	T	1985	Lloyd, Jeff	NT	1978
Smith, Dave	WR	1973	Mangiero, Dino	NT	1980-83
Smith, Sid	T	1970-72	Schwartz, Geoff	G/T	2013
Spears, Marcus	T	1997-03	Smith, Wade	G/T	2008-09
Stone, Jack	T	1960	Trosch, Gene	DE	1967-69
Wallace, Steve	T	1997	Turley, Kyle	T	2006-07
Williams, Stephen	DT	2006	Wallace, Steve	T	1997

Player	Pos.	Year(s)
Williams, Brett	T	2003-04
Winston, Eric	T	2012
#75		
Dalton, Lional	DT	2004-06
Eatman, Irv	T	1986-90
Erving, Cam	OL	2017
Gardner, Ellis	T	1983
Granderson, Rufus	T	1960
Hicks, Sylvester	DE	1971-81
Johnson, Rishaw	T	2013
Jones, Willie	T	2000-02
Maddox, Bob	DE	1975-76
Mays, Jerry	DT/DE	1961-70
McCleary, Norris	DT	2000-01
McGlockton, Chester	DT	1998-00
McGlynn, Mike	G	2014
O'Callaghan, Ryan	T	2009-11
Peay, Francis	T	1973-74
Pitoitua, Ropati	DE	2012
Phillips, Joe	DT	1992-97
Reid, Jah	OL	2015-16
Ross, Louis	DE	1975
Taylor, Herb	T	2007-08

#76		
Albert, Branden	T	2008-13
Alt, John	T	1984-96
Drougas, Tom	T	1974
Duvernay-Tardif, Laurent	G	2014-17
Moorman, Mo	G	1968-72
Napier, Walter (Buffalo)	DT	1960-61
Rosdahl, Hatch	DE	1964-65
Tait, John	T	1999-03
Taylor, Roger	T	1981
Walters, Rod	G	1976, 1978-80
Welbourn, John	T	2004-07

#77		
Baldinger, Rich	T	1983-92
Barnes, T.J.	DL	2016
Catapano, Mike	DE	2013-14
Getty, Charlie	T	1974-82
Gregg, Kelly	DL	2011
Hawkins, Donald	OL	2017
McDaniels, Pellom	DE	1993-98
McIntosh, Damion	T	2007-08
Roaf, Willie	T	2002-05
Rogers, Steve	T	1987
Tyrer, Jim	T	1961-73

#78 - Retired		
Bell, Bobby	LB	1963-74
Lee, Willie	DT	1976-77

#79		
Brown, Larry	T	1978-79
Diamond, Charlie	T	1960-63
Dotson, Alphonse	DT	1965
Downing, Eric	DT	2001-03
Ehinger, Parker	OL	2016-17
Gagner, Larry	G	1972
Goff, Mike	G	2009
Hoppock, Doug	T	1987
Matusak, John	DT	1974-75
Meyers, Jerry	DE	1980
Prater, Dean	DE	1982-83
Sampson, Kevin	T	2004-06
Stephenson, Donald	T/OL	2012-15
Szott, Dave	G	1990-00

#80		
Barnes, Lew	WR	1989
Boss, Kevin	TE	2012
Cannon, Billy	TE	1970
Carolan, Reg	E	1964-68
Chesson, Jehu	WR	2017
Craig, Reggie	WR	1975-76

Player	Pos.	Year(s)
Dawson, Lake	WR	1994-97
Dirden, Johnny	WR	1979
Dorsey, Larry	WR	1978
Fasano, Anthony	TE	2013-14
Garcia, Bubba	WR	1980
Hamilton, Andy	WR	1973-74
Jones, Fred	WR	1990-93
Keel, Mark	TE	1987
Koss, Stein	TE	1987
Morton, Johnnie	WR	2002-04
Murphy, James	WR	1981
O'Shaughnessy, James	TE	2015-16
Parker, Larry	WR	1999-01
Romeo, Tony	E	1961
Shorthose, George	WR	1985
Tate, Willy	TE	1998
Wade, Bobby	WR	2009
Weathers, Clarence	WR	1989
Webb, Jeff	WR	2006-08
Williams, Mike	RB/TE	1979-81

#81		
Allan, Michael	TE	2007
Avant, Jason	WR	2014-15
Boydston, Max	E	1960-61
Brooker, Tommy	E/K	1962-66
Colbert, Darrell	WR	1987-88
Darling, Devard	WR	2008-09
Gordon, Richard	TE	2013
Hannon, Chris	WR	2006
Hargain, Tony	WR	1992
Hines, Jimmy	E	1970
Horn, Chris	WR	2003-05
Jackson, Curtis	WR	2002-03
Jones, Hasson	WR	1993
Jones, Rod	TE	1987-88
Lockett, Kevin	WR	1997-00
McCarty, Mickey	TE	1969
Minnis, Marvin	WR	2001-02
Moeaki, Tony	TE	2010-13
Penn, Chris	WR	1994-96
Scott, Willie	TE	1972-73
Thomas, Robb	WR	1989-91
Upshaw, Marvin	DE	1970-75

#82		
Alexander, Derrick	WR	1998-01
Barnes, Charley	E	1961
Barnett, Tim	WR	1991-93
Bowe, Dwayne	WR	2007-14
Butler, Gary	TE	1973
Charles, Orson	TE	2017
Hall, Dante	RB/WR	2000-06
Hancock, Anthony	WR	1982-86
Keelar, Bill	WR	1978
Lothamer, Ed	DT	1964-69, 1971-72
Miller, Bill	E	1962
Parker, Brian	TE	2015
Rucker, Martin	TE	2012
Taylor, Kitrick	WR	1988
Walker, Derrick	TE	1994-97
Whitaker, Danta	TE	1990

#83		
Blakely, Robert	WR	1982
Bradley, Mark	WR	2008-09
Brunson, Larry	WR	1974-77
Frazier, Willie	TE	1971-72
Gammon, Kendall	TE	2000-06
Gaunty, Steve	WR	1979
Harvey, Marvin	TE	1981
Hughes, Danan	WR	1993-98
Johnson, Lonnie	TE	1999
McRae, Jerrold	WR	1978
Paige, Stephone	WR	1983-91
Rucker, Martin	TE	2012
Sippio, Bobby	WR	2007
Smith, Michael	WR	1992

Player	Pos.	Year(s)			
Trahan, John	WR	1987		Roberts, Alfredo	TE 1988-90
Urban, Jerheme	WR	2010-11		Rome, Stan	WR 1979-82
#84				Sadowski, Troy	TE 1991
Arbanas, Fred	TE	1961-70		Strada, John	TE 1974
Bergey, Bruce	TE	1971		Thomas, Chris	WR 2001
Briggs, Bob	DE	1974		Vanover, Tamarick	WR 1995-99
Chambers, Chris	WR	2009-10		Wetzel, Ron	TE 1983
Coffman, Paul	TE	1986-87		#88	
Colbert, Keary	WR	2011		Bailey, Victor	WR 1995-96
Davis, Willie	WR	1991-95		Becht, Anthony	TE 2011
Dixon, Al	TE	1979-82		Birden, J.J.	WR 1990-94
Engram, Bobby	WR	2009		Burford, Chris	E 1960-67
Estell, Richard	WR	1987		Carson, Carlos	WR 1980-89
Foschi, John Paul	TE	2008		Gonzalez, Tony	TE 1997-08
Harris, Demetrius	TE	2014-17		Hemingway, Junior	WR 2012-14
Holston, Mike	WR	1985		Slaughter, Webster	WR 1995
Horn, Joe	WR	1996-99		Stroud, Morris	TE 1969-74
Little, Dave	TE	1984		Travis, Ross	TE 2016-17
Masters, Billy	TE	1975-76		Walton, Riley	TE 1987
McGrath, Sean	TE	2013		White, Walter	TE 1975-79
Morris, Sylvester	WR	2000-03		#89	
Newsome, Jamar	WR	2012		Baldwin, Jonathan	WR 2011-12
Wade, Charlie	WR	1977		Bryant, Bob	E 1960
Ward, LaShaun	WR	2003		Cash, Keith	TE 1992-96
Wilson, Kris	TE/FB	2004-07		Dunn, Jason	TE 2000-07
Worthen, Naz	WR	1989-90		Gordon, Richard	TE 2013-14
#85				Hodges, Eric	WR 1987
Bailey, Victor	WR	1995-96		Holohan, Pete	TE 1991
Beckman, Ed	TE	1977-84		Jeralds, Luther	DE 1961
Bernet, Ed	E	1960		Mandley, Pete	WR 1989-90
Boerigter, Marc	WR	2002-05		Marshall, Henry	WR 1976-87
Drummond, Eddie	WR	2007		Rison, Andre	WR 1997-99
Franklin, Will	WR	2008		Ryan, Sean	TE 2009
Gardner, Rod	WR	2006		Supernaw, Phillip	TE 2014
Hayes, Jonathon	TE	1985-93		Taylor, Otis	WR 1965-75
Hammond Jr., Frankie	WR	2014-15		#90	
Hull, Bill	DE	1962		Anderson, Curtis	DE 1979
Hurston, Chuck	DE	1965-70		Bair, Brandon	DL 2011
Jacoby, Mitch	TE	1999		Dixon, Ronnie	DT 1998
Johnson, Dick	E	1963		Hamm, Bob	DE 1985
Johnson, Reggie	TE	1996		Martin, Steve	DT 2000
Martin, Eric	WR	1994		Mauga, Josh	LB 2014-16
Nash, Kenny	WR	1987		McBride, Turk	LB/DE 2007-09
O'Connell, Jake	TE	2009-12		Sims, Ryan	DT 2002-06
Pearson, Barry	WR	1974-76		Smith, Kenny	DT 2009
Perriman, Brett	WR	1997		Smith, Neil	DE 1988-96
Pupunu, Alfred	TE	1997		Smith, Shaun	DT 2010, 2012
Ricks, Mikhael	WR/TE	2000-01		Williams, Tyrone	DE/DT 2001
Roche, Brian	TE	1998		Wooden, Terry	LB 1997
Slaughter, Webster	WR	1995		#91	
Young, Michael	WR	1994		Baldinger, Gary	DE 1986-88
#86 - Retired				Clavelle, Shannon	DT 1997
Brown, Eric	WR	1987		Hali, Tamba	DE/LB 2006-17
Buchanan, Buck	DT	1963-75		Kremer, Ken	NT 1979-84
Butler, Gerald	WR	1977		Mumphrey, Lloyd	DE 1987
Davis, Dick	DE	1962		O'Neal, Leslie	DE 1998-99
Harry, Emile	WR	1986-92		Parten, Ty	DT 1997-98
Miller, Paul	DE	1960-61		Sands, Terdell	DT 2001
Samuels, Tony	TE	1977-80		Scanlon, Rich	LB 2004-06
Smith, J.T.	WR	1978-84		Truluck, R-Kal	DE 2002-03
#87				#92	
Arnold, Walt	TE	1984-87		Downing, Eric	DT 2001-03
Bartrum, Mike	TE	1993		Gilberry, Wallace	DE 2008-11
Branch, Mel	E	1960-65		Hall, Carlos	DE 2005
Brown, Aaron	DE	1966-72		Harris, Bob	LB 1987
Cottam, Brad	TE	2008-10		Kpassagnon, Tanoh	LB 2017
Drayton, Troy	TE	2000		McCabe, Jerry	LB 1988
Dyal, Mike	TE	1992-93		Mickell, Darren	DE 1992-95
Greene, Tracy	TE	1994		Poe, Dontari	NT 2012-16
Kelce, Travis	TE	2013-17		Reed, James	DT 2006-07
Kennison, Eddie	WR	2001-07		Stephens, Hal	DE 1985
Lohmeyer, John	DE	1973, 1975-77		Williams, Dan	DE 1997, 1999-01
Maneri, Steve	TE	2012		Yakovonis, Ray	NT 1983
Montagne, Dave	WR	1987			

#93			
Browning, John	DE/DT	1996-06	
Dressel, Chris	TE	1989	
Greenwood, Cory	LB	2010-12	
Hardison, Dee	NT	1988	
Holle, Eric	DE	1984-87	
Junkin, Mike	LB	1989	
King, David	DT	2015-16	
Thomas, Cam	DL	2017	
Tyler, Tank	DT	2007-09	

#94			
Babin, Jason	DE	2008	
Barrington, Sam	LB	2016	
Evans, Mike	DE	1992	
Hicks, Kerry	DE/DT	1996-97	
Hobgood-Chittick, Nate	DT	2001-02	
Jackson, Tyson	DE	2009-13	
Jenkins, Jarvis	DL	2016-17	
McAlister, Ken	LB	1984-87	
Nottage, Dexter	DE	1997	
Siavii, Junior	DT	2004-05	
Spann, Gary	LB	1988	
Stedman, Troy	LB	1988	
Traylor, Keith	DT	1995-96	
Vickerson, Kevin	DT	2014	

#95			
Case, Frank	DE	1981	
Clark, Bruce	DE	1989	
Edwards, Ron	DT	2006-10	
Fazier, Randy	LB	1987	
Jones, Chris	DL	2016-17	
Long, Khari	DE	2005	
Manuel, Sean	TE	1998	
Martin, Josh	LB/DE	2013-14	
Paine, Jeff	LB	1984-85	
Perry, Michael Dean	DT	1997	
Powe, Jerrell	DL	2011-12	
Ransom, Derrick	DT	1998-02	
Sims, Tom	NT	1991-91, 1996	

#96			
Beisel, Monty	LB/DE	2001-04, 2009	
Howard, Jaye	DT/DL	2013-16	
Jones, Fred	LB	1987	
Logan, Bennie	DT	2017	
Newton, Tim	DT	1993-94	
Pearson, Aaron	LB	1986-88	
Rucker, Keith	DT	1997	
Studebaker, Andy	LB/DE	2008-12	
Wilkerson, Jimmy	DE	2003-07	
Williams, Tyrone	DE/DT	2000	

#97			
Bailey, Allen	DL	2011-17	
Fox, Keyaron	LB	2004-07	
Holloway, Tony	LB	1987	
Johnson, Ken	DE	1987	
Johnston, Brian	DE	2008	
Newson, Tony	LB	2002	
Owens, Ritchie	DE	2001-02	
Parten, Ty	DT	1997-00	
Radecic, Scott	LB	1984-86	
Reese, Allen	DT	2003	
Saleaumua, Dan	DT	1989-96	
Walters, Pierre	LB	2009	

#98			
Griffin, Leonard	DE	1986-93	
Harris, Nate	LB	2007	
Hicks, Eric	DE	1998-06	
Miller, Roy	DT	2017	
Square, Damion	DE	2014	
Toribio, Anthony	DT	2010, 2012-13	
Reyes, Kendall	DL	2016	
Waldrop, Rob	DT	1994	
Walker, John	DT	1987	
Williams, Nick	DL	2014-16	

#99			
Bell, Kendrell	LB	2005-07	
Bell, Mike	DE	1979-85, 1987-91	
Booker, Vaughn	DE	1994-97	
Clemons, Duane	DE	2000-02	
Ellison, Atiyah	DE	2010	
Gordon, Amon	DL	2011	
Holland, Darius	DT	1998	
Holliday, Vonnice	DE	2003-04	
Jackson, T.J.	DT	2008	
Jones, Edgar	LB	2012	
Ladd, Ernie	DT	1967-68	
Love, Kyle	DT	2013	
Nunez-Roches, Rakeem	DL	2015-17	
Powe, Jerrell	DT	2013	
Simoneau, Mark	LB	2010	
Walker, Vance	DT	2014	
Young, Wilbur	DE	1971-77	

PLAYERS WHO WORE MORE THAN ONE JERSEY

64, 74	Acker, Bill	NT/DE	1982, 1987
25, 27	Acker, Kenneth	CB	2016-17
35, 50	Atkins, Larry	LB/S	1999-01
85, 88	Bailey, Victor	WR	1995-96
24, 21	Bartee, William	S	2000-06
21, 30	Bayless, Martin	S	1992-93, 1995-96
52, 56, 96	Beisel, Monty	DE/LB	2001-04, 2009
38, 22	Brown, Dee	RB	2005-06
66, 71	Budde, Brad	G	1980-86
51, 56	Bush, Lew	LB	2000-01
51, 59	Cadrez, Glenn	LB	2001-02
11, 84	Chambers, Chris	WR	2009-10
23, 30	Colclough, Ricardo	CB	2008-09
79, 92	Downing, Eric	DT	2001-03
20, 32	Draughn, Shaun	RB	2011-12
43, 48	Gafford, Thomas	LS	2008-13
11, 18	Grbac, Elvis	QB	1997-00
46, 51	Grigsby, Boomer	FB/LB	2005-07
20, 82	Hall, Dante	RB/WR	2000-06
27, 29	Hill, Greg	RB	1994-97
14, 81	Jackson, Curtis	WR	2002-03
27, 34	Johnson, Larry	RB	2003-09
9, 11	Jones, Reggie	WR	1997, 2001
73, 75	Jones, Willie	T	2000-02
51, 62	Linger, Adam	C	1983-86, 1988
71, 75	McCleary, Norris	DT	2000-01
66, 97	Newson, Tony	LB	2002
91, 97	Parten, Ty	DT	1997-00
95, 99	Powe, Jerrell	DT	2011-13
23, 30	Richardson, Mike	CB	2009-10
21, 45	Saxon, James	RB	1988-91
91, 55	Scanlon, Rich	LB	2004-06
66, 72	Siglar, Ricky	T	1993-96, 1998
85, 88	Slaughter, Webster	WR	1995
1, 46	Smith, Noland	WR	1967-69
21, 27	Smith, Sean	CB	2013-14
12, 13	Stanzi, Ricky	QB	2011-12
55, 56	Stills, Gary	LB/DE	2000-05
65, 75	Taylor, Herb	T	2007-08
24, 25, 32	Terry, Doug	S	1992-95
25, 41	Tongue, Reggie	S	1996-99
40, 27	Walker, Bracy	S	1994, 1998-00
70, 74	Wallace, Steve	T	1997
29, 48	Washington, Brian	S	1995-96
20, 27	Washington, Donald	S/CB	2009-11
81, 88	White, Walter	TE	1975-79
66, 96	Wilkerson, Jimmy	DE	2003-07
22, 44	Williams, Harvey	RB	1991-93
46, 29	Williams, Robert	CB	1998-99
90, 96	Williams, Tyrone	DE/DT	2000-01
21, 31	Woods, Jerome	S	1996-05

ALL-TIME COORDINATORS

OFFENSIVE COORDINATORS

Chet Franklin	1975-76
Bob Schnelker	1977
Homer Smith	1987
George Sefcik	1988
Joe Pendry	1989-92
Paul Hackett	1993-97
Jimmy Raye	1998-00
Al Saunders	2001-05
Mike Solari	2006-07
Chan Gailey	2008
Charlie Weis	2010
Bill Muir	2011
Brian Daboll	2012
Doug Pederson	2013-15
Brad Childress*	2016
Matt Nagy*	2016-17
Eric Bieniemy	2018

***Co-Offensive Coordinators**

DEFENSIVE COORDINATORS

Vince Costello	1975-76
Tom Bettis	1977
Rod Rust	1978-82
Bud Carson	1983
Dan Daniel	1984-85
Walt Corey	1986

John Paul Young	1987
Rod Rust	1988
Bill Cowher	1989-91
Dave Adolph	1992-94
Gunther Cunningham	1995-98, 2004-08
Kurt Schottenheimer	1999-00
Greg Robinson	2001-03
Clancy Pendergast	2009
Romeo Crennel	2010-12
Bob Sutton	2013-18

SPECIAL TEAMS

Steve Ortmyer	1975-77
Bobby Ross	1978-79
Don Lawrence	1980
Frank Gansz	1981-82
Jim Vechiarella	1983-85
Frank Gansz	1986
Ed Beckman	1987
George Sefick	1988
Kurt Schottenheimer	1989-94
Mike Stock	1995-00
Frank Gansz, Jr.	2001-05
Mike Priefer	2006-08
Steve Hoffman	2009-11
Tom McMahon	2012
Dave Toub	2013-18

Notes: No assistant coaches were designated as coordinators during Hank Stram's tenure as head coach from 1960-74. The first assistants in Chiefs history to hold the title of coordinator or special teams coach came under head coach Paul Wiggin in 1975. Although subsequent staffs did not always specifically denote coordinators, every attempt has been made to indicate the offensive and defensive play-callers if it was an individual other than the head coach. Beginning with Frank Gansz's staff in 1987, three separate individuals have carried the titles of offensive and defensive coordinator, as well as special teams coach each subsequent season except for 2009 under Todd Haley. In 2016, Brad Childress and Matt Nagy were named Co-Offensive Coordinators.

ALL-TIME ASSISTANT COACHES



<i>Coach</i>	<i>Position</i>	<i>Years</i>	<i>Coach</i>	<i>Position</i>	<i>Years</i>
Abernethy, Rick	Strength and Conditioning . . .	1979-82	Eatman, Irv	Asst. Offensive Line.	2001-05
Adolph, Dave	Def. Coordinator/LBs	1992-94	Edwards, Herm	Defensive Backs	1993-94
	Asst. Head Coach/LBs	1999	Ellett, Porter	Sr. Asst. to the Head Coach 2017-18	
Anderson, Richie	Wide Receivers	2010-11	Embree, Jon	Tight Ends	2006-08
Arians, Bruce	Running Backs	1989-92	Erkenbeck, Jim	Offense/Tight Ends	1989-91
Ball, Russ	Asst. Strength and Cond.	1989-96		Tight Ends/Offensive Asst.	1995-98
	Adm. Asst. to the H.C.	1997-98	Fish, Jeff	Asst. Strength and Cond.	1999-00
Beake, John	Offensive Backfield	1968-74	Franklin, Chet	Offensive Coordinator	1975-76
Beckman, Ed	Special Teams	1987-88	Frazier, Mike	Statistical Analysis Coord.. 2013-18	
Bettis, Tom	Defensive Backs	1966-76, '88	Galley, Chan	Offensive Coordinator	2008
	Def. Coordinator/DBs	1977	Galbraith, Marty	Offensive Line	1985
Bicknell, Bob	Asst. Offensive Line.	2007	Gansz, Frank	Special Teams and TEs.	1981-82
	Offensive Line	2008		Asst. Head Coach/Spec. Teams.	1986
	Tight Ends	2009	Gansz Jr., Frank	Special Teams	2001-05
Bicknell, Jack	Offensive Line	2012	Ghilotti, Bob	Offensive Ends	1962-63
Bieniemy, Eric	Running Backs 2013-17		Gibbs, Alex	Offensive Line	1993-94
	Offensive Coordinator 2018		Gibbs, David	Defensive Backs	2006-08
Blackmon, Don	Linebackers	2006-07	Gibbs, Gary	Linebackers	2009-17
Bleymaier, Joe	Off. Quality Control 2016-17		Girardi, David	Offensive Quality Control. 2018	
	Pass Game Analyst/Asst. QBs 2018		Giunta, Peter	Defensive Backs	2001-05
Bradden, Terry	Defensive Assistant 2017		Graber, Doug	DBs/Def. Quality Control.	1983-84
	Defensive Quality Control 2018			Defensive Backs	1985-86
Bradford, Ronnie	Defensive Assistant.	2009	Hackett, Paul	Off. Coordinator/QBs.	1993-94
Brasher, Tommy	Defensive Line.	2013-15		Off. Coordinator	1995-97
	Special Projects.	2016-17	Hairston, Carl	Defensive Line.	1995-96, 2001-05
Brazil, Dave	Defensive Assistant.	1984-86	Harris, Al	Defensive Asst./Secondary. . . 2013-15	
	Defensive Backs	1987		Secondary/CB 2016-18	
	Linebackers	1988	Hatley, Mark	Def. Quality Control/LBs	1987
Bresnahan, Tom	Offensive Line	1981-82	Heck, Andy	Offensive Line 2013-18	
Brewster, Darrel "Pete"	Offensive Ends	1964-73	Helm, J. D.	Offensive Backs	1982
Bunting, John	Defensive Assistant.	1993-94		Off. Asst./Quality Control.	1983-84
	Linebackers	1995-96		Offensive Asst.	1985-86
Carson, Bud	Def. Coordinator/DBs	1983		Off. Quality Control/TEs	1987
Carthon, Maurice	Asst. Head Coach	2009-12		Tight Ends	1988
Catlin, Tom	Defensive Backs	1960-65	Hewgley, C.T.	Linemen/Strength and Cond.	1983-88
Childress, Brad	Spread Game/Special Projects.	2013-15	Hoffman, Steve	Special Teams	2009-11
	Co-Offensive Coordinator.	2016	Hostler, Jim	Off. Asst./Quality Control.	2000
	Asst. Head Coach	2017	Hughes, Ed	Defensive Backs	1960-62
Chung, Eugene	Assistant Offensive Line	2013-15	Humenuik, Rod	OL/Running Game	1983-84
Christiansen, Jack	Offensive Asst.	1977	Hurd, Jeff	Strength and Conditioning.	1998-06
Cignetti, Jr., Frank	Off. Asst./Quality Control.	1999	James, Lionel	Running Backs	1998
Clark, Mike	Strength and Cond.	2010-12	Joiner, Charlie	Wide Receivers	2001-07
Clements, Tom	Quarterbacks	2000	Kafka, Mike	Off. Quality Control. 2017	
Cooter, Jim Bob	Offensive Quality Control	2012		Quarterbacks 2018	
Corey, Walt	Linebackers	1971-74	Karmelowicz, Bob	Defensive Line.	1997-05
	Defensive Line.	1978-80, 83-85	Kazadi, Kaz	Strength and Cond. Asst.	2006
	Defensive Backs	1981-82	Ketchum, Mike	Off. Asst./Quality Control.	2006
	Def. Coordinator/LBs	1986		Defensive Asst.	2007
Costello, Vince	Def. Coordinator	1975-76		Defensive Asst./Asst. LBs	2008
Cottrell, Ted	Linebackers	1981-82	Krumrie, Tim	Defensive Line.	2006-09
Cowher, Bill	Def. Coordinator/LBs	1989-91	Lavan, Al	Running Backs	1999-00
Crennel, Romeo	Defensive Coordinator.	2010-11	Lawrence, Don	Special Teams	1980
Crittenden, Travis	Asst. Strength & Cond. 2013-18			Running Backs	1981-82
Culley, David	Asst. H.C./Wide Receivers	2013-16	Lewis, Greg	Wide Receivers 2017-18	
Cunningham, Gunther	Def. Coordinator	1995-96, '98	Long, Billy	Asst. Strength and Cond.	2001-06
	Def. Coordinator/LBs	1997, '08	Lowe, Woodrow	Def. Asst./Asst. Special Teams.	1995-97
	Def. Coordinator	2004-07		Linebackers	1998
Curl, Dick	Asst. to the H.C./Offense.	2006		Wide Receivers	1999-00
	Asst. to the H.C./QBs	2007-08	Mann, Richard	Offensive Line	2006-07
Daboll, Brian	Offensive Coordinator	2012	Matsko, John	Off. Quality Control. 2013-14	
D'Alessandris, Joe	Asst. Offensive Line.	2008-09	Matthaei, Corey	Assistant Quarterbacks . . . 2013-17	
Dalton, Kay	Receivers	1978-79		Asst. Offensive Line 2018	
	Quarterbacks/Receivers	1980-82	Matthews, Billie	Running Backs	1987-88
Daniel, Dan	Inside Linebackers.	1983	Mauck, Carl	Offensive Line	1986-88
	Def. Coord./Inside LBs	1984-85	McCarthy, Mike	Off. Asst./Quality Control.	1993-94
Dean, Vernon	Assistant Defensive Backs	2003-05		Quarterbacks	1995-98
DeLeone, Mark	Def. Quality Control. 2013-14		McCulley, Pete	Quarterbacks	1983-86
	Assistant Linebackers 2014-17		McCullough, Deland	Running Backs 2018	
	Inside Linebackers 2018		McMahon, Tom	Special Teams	2012
Dungy, Tony	Defensive Backs	1989-91			



Melvin, Tom
Mills, Chuck
Modkins, Curtis
Mudd, Howard
Muir, Bill

Nagy, Matt

O'Boyle, Tommy
O'Dea, Kevin
O'Shea, Chad
Olivo, Brock
Ortmayer, Steve
Pagac, Fred
Pagna, Tom
Parker, Roberto
Parmalee, Bernie
Patullo, Kevin
Pederson, Doug
Peete, Willie
Pendergast, Clancy
Pendry, Joe
Perles, Pat

Pleasant, Anthony
Pratt, Tom

Price, Eric
Priefer, Mike
Raye, Jimmy

Redding, Dave
Reid, Andy
Reid, Britt

Reynolds, Ryan
Roach, Dick
Robinson, Greg
Ross, Bobby

Rossley, Tom
Rowen, Keith
Roy, Alvin
Rubin, Barry
Rust, Rod

Salazar, Brent
Saunders, Al

Saunders, Bob
Saxon, James

Tight Ends 2013-18
Assistant Coach 1966
Running Backs 2008
Offensive Line 1989-92
Offensive Line 2009-10
Offensive Coordinator/OL 2011
Quarterbacks 2013-15
Co-Offensive Coordinator ... 2016-17
Assistant Coach 1966-74
Asst. Special Teams 2013
Asst. Special Teams 2004-05
Asst. Special Teams 2014-16
Special Teams 1975-77
Linebackers 2004-05
Offensive Backfield 1978-79
Asst. Strength and Cond. ... 1997-98
Tight Ends 2010-12
Offensive Quality Control ... 2007-08
Offensive Coordinator 2013-15
Offensive Backs 1983-86
Defensive Coordinator 2009
Off. Coordinator 1989-92
Defensive Quality Control 2009
Assistant Offensive Line 2010-11
Defensive Line 2010-12
Defensive Line 1963-77, '89-94
Asst. Defensive Line 2000
Wide Receivers 2008
Special Teams 2006-08
Offense/Tight Ends 1992
Running Backs 1993-97
Off. Coordinator 1998-00
Strength and Conditioning. ... 1989-97
Head Coach 2013-18
Def. Quality Control 2013-14
Assistant Defensive Line 2015
Defensive Line 2016-18
Asst. Strength & Conditioning 2016-18
Defensive Backs 1978-80
Def. Coordinator 2001-03
Special Teams 1978-79
Offensive Backs 1980-81
Quarterbacks 1999
Tight Ends 1999-04
Strength and Conditioning. ... 1968-72
Strength and Conditioning. 2013-18
Def. Coordinator/LBs 1978-81
Def. Coordinator 1982, '88
Asst. Strength & Cond. 2007-15
Wide Receivers 1989-91
Asst. H.C./Receivers 1992-98
Asst. H.C./Off. Coordinator .. 2001-05
Offensive Assistant 2004-05
Running Backs 2001-07

Schnelker, Bob

Schottenheimer, Brian
Schottenheimer, Kurt

Sefcik, George
Shaw, Willie
Shea, Terry
Shell, Art
Sirianni, Nick

Smith, Cedric
Smith, Otis
Smith, Homer
Smith, Mike

Solari, Mike

Spencer, Joe
Stock, Mike
Sutton, Bob
Swinton, Darius
Thomas, Emmitt
Toub, Dave

Valai, Jay
Vechiarella, Jim
Verduzco, Jason

Vitt, Joe
Wainwright, Nate

Waller, Ron
Wallis, Darvin
Walsh, Bill
Ward, Dedric
Weis, Charlie
White, Mike
Whittingham, Alex
Williamson, Richard
Wilson, Eddie
Wilson, Rod
Wood, Richard
Woodhouse, Devin
Young, John Paul

Zimmer, Adam
Zook, Ron
Zorn, Jim

Offensive Asst./Receivers 1975
Receivers 1976
Off. Coordinator 1977
Off. Asst./Quality Control 1998
Special Teams 1989-92
Special Teams/Tight Ends ... 1993-94
Defensive Backs 1995-98
Def. Coordinator 1999-00
Off. Coordinator 1988
Asst. Head Coach/DBs 2000
Quarterbacks 2001-03, 2005-06
Offensive Line 1995-96
Offensive Quality Control ... 2009-11
Wide Receivers 2012
Strength and Conditioning. ... 2007-09
Def. Quality Control 2010-12
Off. Coordinator/QBs 1987
Ass. Defensive Line 2016-17
Outside Linebackers 2018
Offensive Line 1997-05
Offensive Coordinator 2006-07
Offensive Line 1975-80
Special Teams 1995-00
Defensive Coordinator 2013-18
Special Teams QC 2012
Defensive Backs 2010-18
Special Teams Coordinator 2013-17
ST Coord./Asst. Head Coach. . 2018
Defensive Quality Control ... 2018
Outside LBs/Sp. Teams. 1983-85
Off. Asst./Quality Control. ... 2001-03
Quarterbacks 2004
Tight Ends 2005
Linebackers 2000-03
Mgr. of Football Admin. 2006-07
Mgr. of FB Admin/Player Dev... 2008
Research and Development ... 1982
Def. Asst./Quality Control ... 1989-07
Offensive Line 1960-74
Wide Receivers 2009
Offensive Coordinator 2010
Director of Football Adm.... 2001-05
Defensive Assistant 2018
Receivers 1983-86
Receivers 1974
Asst. Special Teams 2017-18
Receivers 1987-88
Asst. Strength & Conditioning 2016-18
Defensive Line 1986
Def. Coordinator/LBs 1987
Def. Assistant/Asst. LBs 2010-12
Defensive Backs 1999
Quarterbacks 2011-12

ALL-TIME PRACTICE SQUAD



1989

Avery, Steve	RB	Northern Michigan
Chandler, Darren	WR	Georgia Southern
Chapman, Ted	DT	Maryland
Harris, Michael	C/G	Grambling
Harvey, Stacy	LB	Arizona State
Knapton, Jeff	DE	Wyoming
Jones, Bill	RB	S.W. Texas State
Mayes, Michael	CB	Louisiana State
McNair, Todd	RB	Temple
Molander, Scooter	QB	Colorado State
Oliver, Robert	WR	Western Michigan
Samuel, Peda	CB	Kansas
VanDruten, Richard	T	Abilene Christian
Ware, Reggie	RB	Auburn
Whitaker, Danta	TE	Mississippi Valley St.

1990

Birden, J.J.	WR	Oregon
Davis, Willie	WR	Central Arkansas
Sims, Tom	DT	Pittsburgh
Simien, Tracy	LB	TCU

1991

Davis, Willie	WR	Central Arkansas
Hudson, Craig	TE	Wisconsin
Malone, Darrell	CB	Jacksonville State
Miller, Scott	DE	Rutgers
Morris, Robert	DE	Valdosta State
Olive, Bobby	WR	Ohio State
Parker, Anthony	CB	Arizona State
Perez, Mike	QB	San Jose State
Snyder, Brent	QB	Utah State
Weatherspoon, Stephon	LB	Texas Tech

1992

Dohring, Tom	T	Michigan
Earle, John	C/G	Western Illinois
Goetz, Ron	LB	Minnesota
Jackson, Byron	WR	San Jose State
Lewis, Tahaun	CB	Nebraska
Malone, Darrell	CB	Jacksonville State
Marrow, Vince	TE	Toledo
McDaniels, Pellom	DE	Oregon State
Smith, Michael	WR	Kansas State
Stephens, Santo	LB	Temple

1993

Bartrum, Mike	TE	Marshall
DeGraffenreid, Allen	WR	Ohio State
Gay, Matt	WR/S	Kansas
Hughes, Danan	WR	Iowa
Jones, Jeff	WR	California
Knapp, Lindsay	T	Notre Dame
Lewis, Lance	RB	Nebraska
McWright, Robert	CB	Texas Christian
Montgomery, Fred	WR	New Mexico State
Ridgley, Troy	DT	Notre Dame
Shufelt, Pete	LB	Texas-El Paso
Turner, Darius	RB	Washington
Watson, Tim	S	Howard

1994

Anderson, Dunstan	DE	Tulsa
Carter, Perry	CB	Southern Mississippi
Daigle, Anthony	RB	Fresno State
DeGraffenreid, Allen	WR	Ohio State
Gay, Matt	WR/S	Kansas
Martin, Emerson	G	Hampton
Reece, John	CB	Nebraska
Woolfork, Ronnie	LB	Colorado
Wright-Fair, Shaumbe'	RB	Washington State

1995

Abrams, Anthony	DT	Clark (Ga.)
Barndt, Tom	C/G	Pittsburgh
Carter, Perry	CB	Southern Mississippi
Davis, Don	LB	Kansas
Florine, Ron	T	Central Missouri State
Lewis, Scotty	DE	Baylor
Parks, Odell	LB	Navarro J.C.
Tagoi, Mu	G	Arizona
Tate, Willy	TE	Oregon
Williams, Robert	TE	Valdosta State

1996

Barnard, David	DT	Florida
Brew, Dorian	CB	Kansas
Coleman, Herb	DE/DT	Trinity International
Davis, Terence	WR	McNeese State
Dritlein, Michael	WR	Washburn
Hicks, Kerry	DE/DT	Colorado
Khayat, Bill	TE	Duke
Morris, Luther	TE	Northwestern
Robinson, Adrian	CB	Baylor
Senters, Michael	CB/WR	Northwestern
Smith, Eric	WR	LSU
Stamps, Harry	T/G	Oklahoma
Watkins, Michael	WR	N.E. Louisiana

1997

Byrd, Isaac	WR	Kansas
Capers, Byron	CB	Florida State
Cotton, Kotto	WR	Arkansas
Haynes, Jesse	RB	N.W. Missouri State
Rodgers, Anthony	WR	Cal-State Northridge
Smith, Mark	LB	Arkansas
Swanson, Pete	T	Stanford
Washington, Vann	S	West Virginia

1998

Ashman, Duane	DE	Virginia
Fontenot, Chris	TE	McNeese State
Haynes, Jesse	RB	N.W. Missouri State
Jones, Reggie	WR	LSU
Kaiser, Jason	CB	Culver-Stockton
Kubik, Brad	G	S.W. Missouri State
Pollack, Fred	G	Nebraska
Rosenstiel, Bob	TE	Eastern Illinois
Willard, Jerrott	LB	California
Williams, K.D.	LB	Henderson State



1999		
Bailey, Troy	DE	Oregon
Garrett, Grant	C	Arkansas
Jackson, Ray	CB	Washington State
Kaiser, Jason	S	Culver-Stockton
King, Eric	G	Richmond
Kirby, Charles	FB	Virginia
McWashington, Shawn	WR	Washington State
Shay, Brian	RB	Emporia State
White, Ted	QB	Howard
Williams, Lemanzer	DE	Minnesota

2000		
Blick, John	T	Penn State
Bruce, Arland	WR	Minnesota
Gall, Chris	FB	Indiana
Gholston, Kendrick	DE	Louisville
Hall, Ricky	WR	Virginia Tech
Jones, Willie	T	Grambling
Kitchings, Desmond	WR	Furman
McCleary, Norris	DT	East Carolina
McCullough, Andy	WR	Tennessee
McMullen, Kirk	TE	Pittsburgh
Rawlings, Josh	T	Minnesota
Scarlett, Noel	DT	Langston
Tisdale, Casey	LB	New Mexico

2001		
Allotey, Victor	G	Indiana
Baber, Billy	TE	Virginia
Cason, Aveion	RB	Illinois State
Harts, Shaunard	S	Boise State
Hawkins, Ahmad	CB	Virginia
Klemic, Dave	WR	Northeastern
Layne, George	FB	Texas Christian
Moses, J.J.	WR	Iowa State

2002		
Bingham, T.J.	DE	Ouachita Baptist
Blakley, Dwayne	TE	Missouri
Capel, John	WR	Florida
Finley, Clint	S	Nebraska
Julien, Jamar	RB	San Jose State
Landry, Michael	DE	Southern
Newson, Tony	LB	Utah State
Rogers, Kirk	WR	Hardin-Simmons
Truluck, R-Kal	DE	SUNY Cortland
White, Mitch	T	Oregon State

2003		
Alford, Darnell	T	Boston College
Finley, Clint	S	Nebraska
Ford, Willie	CB	Syracuse
Hall, Joe	FB	Kansas State
Horn, Chris	WR	Rocky Mountain
Landry, Michael	DE	Southern
Pile, Willie	S	Virginia Tech
Reese, Allen	DT	Kansas State
Ward, LaShaun	WR	California

2004		
Booth, John	WR	Mid-America Nazarene
Cheek, Steve	P	Humboldt State
Connot, Scott	S	South Dakota State

Cruz, Ronnie	RB	Northern State
Golliday, Aaron	TE	Nebraska
Horn, Chris	WR	Rocky Mountain
Ingram, Johnathan	C	San Diego State
Johnson, Aaron	C/G	Ball State
McIntyre, Jeris	WR	Auburn
Miller, Matt	G	Louisiana College
Scanlon, Rich	LB	Syracuse
Sharpe, Montique	DT	Wake Forest
Smith, McKenzie	RB	Washington State
Smith, Richard	WR	Arkansas
Stuber, Tim	G	Colorado State

2005		
Connot, Scott	S	South Dakota State
Gado, Samkon	RB	Liberty
Golliday, Aaron	TE	Nebraska
Heyer, Peter	G	No College
Hodge, Alphonso	CB	Miami (Ohio)
Ingram, Johnathan	C	San Diego State
Long, Khari	DE	Baylor
McIntyre, Jeris	WR	Auburn
Smith, McKenzi	RB	Washington State
Thorpe, Craphonso	WR	Florida State
Ville, Zach	DE	Missouri

2006		
Bragg, Michael	CB	Texas A&M - Kingsville
Hannon, Chris	WR	Tennessee
Hanoian, Greg	FB	Syracuse
Ingram, Johnathan	C	San Diego State
Johnson, Adam	TE	Buffalo
Kershaw, William	LB	Maryland
Lougheed, Pete	T	Purdue
Mitchell, Clint	DE	Florida
Morgan, Donovan	WR	Louisiana - Lafayette
Murphy, Montez	DE	Baylor
Norton, Zach	CB	Cincinnati
Phinisee, Justin	CB	Oregon
Printers, Casey	QB	Florida A&M
Williams, Stephen	DT	NW Missouri State
Willis, Keith	TE	Virginia Tech

2007		
Adkisson, Jason	TE	South Carolina
Akah, Emmanuel	G	Winston-Salem State
Alcorn, Zac	TE	Black Hills (SD)
Allan, Michael	TE	Whitworth (WA)
Battle, Jackie	RB	Houston
Buchanon, William	WR	Southern California
Capizzi, Jason	T	Indiana (PA)
Greene, David	QB	Georgia
Harriott, Claude	DE	Pittsburgh
Harris, Erick	S	Liberty
Harris, Gilbert	RB	Arizona
Jackson, T.J.	DT	Auburn
Little, Brent	WR	Southern Illinois
Loddell, Joe	T	Northern Iowa
McMahan, Kevin	WR	Maine
Minter, DeMario	CB	Georgia
Otis, Jeff	QB	Columbia
Pimentel, Mickey	LB	California
Pruneda, Ramiro	T	Monterrey Tech
Sippio, Bobby	WR	Western Kentucky
Smith, Khreem	DE	Oklahoma State
Smith, Rob	G	Tennessee

Stallings, Tre	G	Mississippi
Timmons, Tyrone	WR	Mississippi Valley St.
Trannon, Matt	WR	Michigan State

2008

Bain, Travarous	CB	Hampton
Battle, Jackie	RB	Houston
Burton, Antwon	DT	Temple
Cuff, Omar	RB	Delaware
Dacus, Weston	LB	Arkansas
Davis, A.J.	CB	North Carolina State
Davis, Dwayne	S	Syracuse
De La Puente, Brian	G	California
Durde, Aden	LB	None
Grant, Michael	CB	Arkansas
Hagans, Marques	WR	Virginia
Harrison, Edwin	G	Colorado
Hughes, Nate	WR	Alcorn State
Jackson, T.J.	DT	Auburn
Lokey, Derek	DT	Texas
Martin, Ingle	QB	Furman
Mayle, Scott	WR	Ohio
McGhee, Jermaine	DE	Prairie View A&M
McMahan, Kevin	WR	Maine
Oakley, Anthony	G	Western Kentucky
Parker, Jason	DE	Arizona
Price, Maurice	WR	Charleston Southern
Rucker, Micah	WR	Eastern Illinois
Savage, Dantrell	RB	Oklahoma State
Shotwell, Kyle	LB	Cal-Poly
Washington, Tavares	G	Florida

2009

Bates, Jackie	CB	Hampton
Crabtree, Tom	TE	Miami (OH)
Favorite, Marlon	DT	Louisiana State
Gales, Dion	DE/DT	Troy State
Greenwood, Bobby	DE/T	Alabama
Harris, Darryl	G	Mississippi
Lawrence, Quinten	WR	McNeese State
Lokey, Derek	DT	Texas
Long, Lance	WR	Mississippi State
Moore, Kestahn	RB	Florida
Patrick, Chris	T	Nebraska
Payne, Logan	WR	Minnesota
Porter, Jermail	T	Kent State
Price, Ricky	S	Oklahoma State
Richardson, Barry	T	Clemson
Williams, Chandler	WR	Florida International
Williams, Javaris	RB	Tennessee State
Wright, Rodney	WR	Fresno State

2010

Bakhtiari, Eric	LB	Univ. of San Diego
Cole, Justin	LB	San Jose State
Gales, Dion	DE	Troy State
Greenwood, Bobby	DE/T	Alabama
Harris, Darryl	G	Mississippi
Horne, Jeremy	WR	Massachusetts
Johnson, Micah	LB	Kentucky
Lawrence, Quinten	WR	McNeese State
Palko, Tyler	QB	Pittsburgh
Price, Ricky	S	Oklahoma State
Slate, Cody	TE	Marshall
Tucker, Verran	WR	California
Walters, Pierre	LB	Eastern Illinois

2011

Bannon, Shane	FB	Yale
Bruggeman, Rob	OL	Iowa
Campbell, Caleb	LB	Army
Cole, Justin	LB	San Jose State
Draughn, Shaun	RB	North Carolina
Harris, Darryl	G	Mississippi
Horne, Jeremy	WR	Massachusetts
Lawrence, Quinten	DB	McNeese State
Lewis, Butch	OL	Southern California
Markshausen, Zeke	WR	Northwestern
Mims, David	OL	Virginia Union
Nelson, Kyle	TE	New Mexico State
Newsome, Jamar	WR	Central Florida
Patterson, Lucas	OL	Texas A&M
Toribio, Anthony	DT	Carson-Newman

2012

Bellamy, Josh	WR	Louisville
Cosby, DeMarco	TE	Central Missouri
DiMarco, Patrick	FB	South Carolina
Gumbs, Jose	S	Monmouth
Hemingway, Junior	WR	Michigan
Long, Jerome	DL	San Diego State
Mims, David	DL	Virginia Union
Newsome, Jamar	WR	Central Florida
Patterson, Lucas	OL	Texas A&M
Sturdivant, Quan	LB	North Carolina
Ranglin, Rich	OL	Central Connecticut St.
Szymanski, Matt	K	SMU
Thorpe, Neiko	DB	Auburn
Waldron, Dustin	OL	Portland State

2013

Boyd, Jheranie	WR	North Carolina
Bronson, Malcolm	S	McNeese State
Burden, Chandler	G	Kentucky
Byrne, Jake	TE	Wisconsin
Draheim, Tommie	OL	San Diego State
Drakeford, Darin	LB	Maryland
Hammond Jr., Frankie	WR	Florida
Harris, Demetrius	TE	UW-Milwaukee
Jackson, Jerrell	WR	Missouri
Johnson, Rishaw	G	California (Pa.)
Jones, Dominique	TE	Shepherd
Keamey, Vernon	CB	Lane
Kettani, Eric	FB	Navy
Martin, Josh	LB/DE	Columbia (N.Y.)
McDougald, Bradley	S	Kansas
Miller, Jordan	DT	Southern University
Opurum, Toben	RB	Kansas
Reynolds, Matt	T	BYU
Ross, Rashad	WR	Arizona State
Watkins, Rokevious	OL	South Carolina
Williams, Fred	WR	St. Cloud State
Wilson, Ridge	LB/DE	West Alabama

2014

Barden, Brandon	TE	Vanderbilt
Binns, Armon	WR	Cincinnati
Campbell, Jordan	FB	Southern California
Davis, Ja'Gared	LB	Southern Methodist
Dickson, JoJo	LB	Idaho
Drakeford, Darin	LB	Maryland
Fangupo, Hebron	DT	Brigham Young
Feigt, Curtis	T	West Virginia

Franklin, Jerry	LB	Arkansas
Gottschalk, Ben	C	Southern Methodist
Henry, Ricky	G	Nebraska
Hughlett, Charley	LS	Central Florida
Johnson, Nico	LB	Alabama
Jones, Justin	TE	East Carolina
Lemon, Orie	LB	Oklahoma State
Louks, Corbin	WR	Nevada
Olatoye, Deji	DB	North Carolina A&T
Pughsley, Jarrod	G	Akron
Schiltz, Adam	TE	Emporia State
Schwenke, Kona	DE	Notre Dame
Sorensen, Daniel	S	Brigham Young
Steeple, Robert	CB	Memphis
Surgent, Darryl	WR	Louisiana-Lafayette
West, Charcandrick	RB	Abilene Christian
Williams, Fred	WR	St. Cloud State
Worthy, Jerel	DT	Michigan State

2015

Adams, Tyrell	LB	West Georgia
Brown, Da'Ron	WR	Northern Illinois
Cook, Kenny	WR	Gardner-Webb
DiManche, Jayson	LB	Southern Illinois
Fangupo, Hebron	DT	Brigham Young
Fragel, Reid	OL	Ohio State
Gibson, Laurence	T	Virginia Tech
Hammond Jr., Frankie	WR	Florida
Harris, Jeremy	CB	New Mexico State
Irving, David	DE	Iowa State
Keyes, Josh	LB	Boston College
Lemon, Orie	LB	Oklahoma State
Liedtke, Michael	OL	Illinois State
Munyer, Daniel	OL	Colorado
Pughsley, Jarrod	OL	Akron
Reaves, Darrin	RB	Alabama-Birmingham
Staten, Jimmy	DL	Middle Tennessee State
Travis, Ross	TE	Penn State
Ware, Spencer	RB	Louisiana State
Williams, Fred	WR	St. Cloud State

Bold Denotes Players Who Eventually Made the Chiefs All-Time Roster.

2016


Adams, Tyrell, LB	LB	West Georgia
Barnes, Deion	LB	Penn State
Barnes, T.J.	DL	Georgia Tech
Brooks, Zac	RB	Clemson
Cheek, Joseph	OL	Texas A&M
Devey, Jordan	G	Memphis
Hall, Jimmy	S	Northwestern
Hammond Jr., Frankie	WR	Florida
Johnson, Cory	DT	Kentucky
Jones, Seantavius	WR	Valdosta State
King, David	DL	Oklahoma
Mitchell, Terrance	CB	Oregon
Munyer, Daniel	OL	Colorado
Nunez-Roches, Rakeem	DL	Southern Miss.
Okine, Earl	LB	Florida
Patmon, Tyler	CB	Oklahoma State
Pughsley, Jarrod	OL	Akron
Randolph, Shak	DB	SMU
Reaves, Darrin	RB	UAB
Richardson, Bobby	DE	Indiana
Smith, Terrance	LB	FSU
Stave, Joel	QB	Clemson
Sterup, Zach	OL	Nebraska
Vereen, Brock	DB	Minnesota
Wilson, Julian	DB	Oklahoma
Wilson, Ramik	LB	Georgia

2017

Atkinson, George	RB	Notre Dame
Becton, Nick	T	Virginia Tech
Charles, Orson	TE	Georgia
Cheek, Joseph	T	Texas A&M
Dieter, Gehrig	WR	Alabama
Etta-Tawo, Amba	WR	Syracuse
Firkser, Anthony	TE	Harvard
Gordon, Dillon	T	LSU
Hatley, Rickey	DL	Missouri
Holmes, Tyrone	LB	Montana
Hunt, Akeem	RB	Purdue
Johnson, Kaleb	T	Rutgers
Kemp, Marcus	WR	Hawaii
Lucien, Devin	WR	Arizona State
Mama, Damien	OL	USC
McQuay, Leon	S	USC
Neal, Sterling	TE	Monmouth
Nixon, Taurean	DB	Tulane
Purcell, Mike	DL	Wyoming
Reaser, Keith	CB	Florida Atlantic
Redding, Devine	RB	Indiana
Redmond, Will	CB	Mississippi State
Ross, Daniel	DL	N.E. Mississippi CC
Rush, Marcus	LB	Michigan State
Williams, Isaiah	OL	Akron
Wylie, Andrew	T	Eastern Michigan

Note: Starting in '89, the NFL allowed teams to establish a five-man practice squad the day following the league's final roster cutdown. Practice squads were expanded to eight players in 2004 and ten players in 2014.

ALL-TIME STARTING QUARTERBACKS




Joe Montana
1993-94
17-8 (.680)



Steve Bono
1994-96
21-10 (.677)



Alex Smith
2013-17
50-26 (.657)



Len Dawson
1962-75
94-56-8 (.620)


YEAR-BY-YEAR RESULTS

Year	Quarterback	Record	Year	Quarterback	Record
1960	Cotton Davidson	8-6	1987	Bill Kenney	3-5
1961	Cotton Davidson	5-7		Todd Blackledge	1-1
	Randy Duncan	1-1		Frank Seurer	0-2
1962	Len Dawson	11-3		Matt Stevens*	0-2
1963	Len Dawson	5-7-1		Doug Hudson*	0-1
	Eddie Wilson	0-0-1	1988	Steve DeBerg	4-6-1
1964	Len Dawson	7-7		Bill Kenney	0-5
1965	Len Dawson	6-4-2	1989	Steve DeBerg	6-4
	Pete Beathard	1-1		Ron Jaworski	1-2
1966	Len Dawson	11-2-1		Steve Pelluer	1-1-1
1967	Len Dawson	9-5	1990	Steve DeBerg	11-5
1968	Len Dawson	11-2	1991	Steve DeBerg	10-5
	Jacky Lee	1-0		Mark Vlasic	0-1
1969	Len Dawson	5-2	1992	Dave Krieg	10-6
	Jacky Lee	0-1	1993	Joe Montana	8-3
	Mike Livingston	6-0		Dave Krieg	3-2
1970	Len Dawson	6-5-2	1994	Joe Montana	9-5
	Mike Livingston	1-0		Steve Bono	0-2
1971	Len Dawson	9-3-1	1995	Steve Bono	13-3
	Mike Livingston	1-0	1996	Steve Bono	8-5
1972	Len Dawson	7-5		Rich Gannon	1-2
	Mike Livingston	1-1	1997	Elvis Grbac	8-2
1973	Len Dawson	3-2-1		Rich Gannon	5-1
	Mike Livingston	4-3-1	1998	Elvis Grbac	2-4
1974	Len Dawson	3-5		Rich Gannon	5-5
	Mike Livingston	2-4	1999	Elvis Grbac	9-7
1975	Mike Livingston	4-3	2000	Elvis Grbac	7-8
	Len Dawson	1-4		Warren Moon	0-1
	Tony Adams	0-2	2001	Trent Green	6-10
1976	Mike Livingston	5-9	2002	Trent Green	8-8
1977	Mike Livingston	1-10	2003	Trent Green	13-3
	Tony Adams	1-2	2004	Trent Green	7-9
1978	Mike Livingston	4-10	2005	Trent Green	10-6
	Tony Adams	0-2	2006	Trent Green	4-4
1979	Mike Livingston	1-3		Damon Huard	5-3
	Steve Fuller	6-6	2007	Damon Huard	4-6
1980	Steve Fuller	6-7		Brodie Croyle	0-6
	Bill Kenney	2-1	2008	Brodie Croyle	0-2
1981	Bill Kenney	8-5		Damon Huard	1-2
	Steve Fuller	1-2		Tyler Thigpen	1-10
1982	Bill Kenney	3-3	2009	Matt Cassel	4-11
	Steve Fuller	0-3		Brodie Croyle	0-1
1983	Bill Kenney	6-10	2010	Matt Cassel	10-5
1984	Bill Kenney	4-4		Brodie Croyle	0-1
	Todd Blackledge	4-4	2011	Matt Cassel	4-5
1985	Bill Kenney	3-7		Tyler Palko	1-3
	Todd Blackledge	3-3		Kyle Orton	2-1
1986	Todd Blackledge	5-3	2012	Matt Cassel	1-7
	Bill Kenney	5-3		Brady Quinn	1-7
			2013	Alex Smith	11-4
				Chase Daniel	0-1
			2014	Alex Smith	8-7
				Chase Daniel	1-0
			2015	Alex Smith	11-5
			2016	Alex Smith	11-4
				Nick Foles	1-0
			2017	Alex Smith	9-6
				Patrick Mahomes	1-0

*Denotes replacement player



Dave Krieg
1992-93
13-8 (.619)



Steve DeBerg
1988-91
31-20-1 (.606)



Rich Gannon
1995-98
11-8 (.579)



Elvis Grbac
1997-00
26-21 (.553)

ALL-TIME CHIEFS STARTING QB RECORDS



REGULAR SEASON WINNING PERCENTAGE

	PLAYER	YEAR(S) STARTED	RECORD	WIN PCT.
1.	Patrick Mahomes	2017	1-0	1.000
2.	Joe Montana	1993-94	17-8	.680
3.	Steve Bono	1994-96	21-10	.677
4.	Kyle Orton	2011	2-1	.667
5.	Alex Smith	2013-17	50-26	.657
6.	Len Dawson	1962-75	94-56-8	.620
7.	Dave Krieg	1992-93	13-8	.619
8.	Steve DeBerg	1988-91	31-20-1	.606
9.	Rich Gannon	1996-98	11-8	.579
10.	Elvis Grbac	1997-00	26-21	.553
11.	Trent Green	2001-06	48-40	.545
12.	Todd Blackledge	1984-86	13-11	.542
13.	Pete Beathard	1965	1-1	.500
	Cotton Davidson	1960-61	13-13	.500
	Chase Daniel	2013-14	1-1	.500
	Randy Duncan	1961	1-1	.500
	Jacky Lee	1968-69	1-1	.500
	Steve Pelluer	1989	1-1-1	.500
	Eddie Wilson	1963	0-0-1	.500
20.	Damon Huard	2006-08	10-11	.476
21.	Matt Cassel	2009-12	19-28	.404
22.	Bill Kenney	1981-87	34-43	.442
23.	Steve Fuller	1979-80	13-18	.419
24.	Mike Livingston	1969, 1973-78	30-43-1	.412
25.	Ron Jaworski	1989	1-2	.333
26.	Tyler Palko	2011	1-3	.250
27.	Tony Adams	1975, 1977-78	1-6	.143
28.	Brady Quinn	2012	1-7	.125
29.	Tyler Thigpen	2008	1-10	.091
30.	Doug Hudson*	1987	0-1	.000
	Warren Moon	2000	0-1	.000
	Mark Vlasic	1991	0-1	.000
	Frank Seurer	1987	0-2	.000
	Matt Stevens*	1987	0-2	.000
	Brodie Croyle	2007-10	0-10	.000

*Denotes replacement player.

REGULAR SEASON WINNING PERCENTAGE AT ARROWHEAD

	PLAYER	YEARS STARTED	STARTS	RECORD	WIN PCT.
1.	Joe Montana	1993-94	12	10-2	.833
2.	Dave Krieg	1992-93	11	9-2	.818
3.	Steve Bono	1994-96	16	13-3	.813
4.	Rich Gannon	1996-98	9	7-2	.778
5.	Steve DeBerg	1988-91	27	20-7	.741
6.	Alex Smith	2013-17	26	26-11	.703

*Minimum of five starts.

MOST REGULAR SEASON GAMES STARTED

	PLAYER	YEARS STARTED	STARTS	RECORD	WIN PCT.
1.	Len Dawson	1962-75	158	94-56-8	.620
2.	Trent Green	2001-06	88	48-40	.545
3.	Bill Kenney	1981-87	77	34-43	.442
4.	Alex Smith	2013-17	76	50-26	.657
5.	Mike Livingston	1969, 1973-78	75	31-43-1	.413

PLAYOFF RESULTS

	PLAYER	PLAYOFF SEASONS	STARTS	RECORD	WIN PCT.
1.	Len Dawson	1962, 1966, 1968-69, 1971	8	5-3	.625
2.	Alex Smith	2013-17	5	1-4	.200
3.	Joe Montana	1993-94	4	2-2	.500
4.	Steve DeBerg	1990-91	3	1-2	.333
5.	Trent Green	2003, 2006	2	0-2	.000
6.	Todd Blackledge	1986	1	0-1	.000
	Dave Krieg	1992	1	0-1	.000
	Steve Bono	1995	1	0-1	.000
	Elvis Grbac	1997	1	0-1	.000
	Matt Cassel	2010	1	0-1	.000

GAME-BY-GAME STARTING QUARTERBACKS



1960 (8-6)

Date	Result	Opp.	Chiefs QB	Opp. QB
9/10	L 20-21	@ LAC	Davidson	Kemp
9/16	W 34-16	@ OAK	Davidson	Flores
9/25	W 17-10	LAC	Davidson	Kemp
10/2	L 35-37	NYT	Davidson	Dorow
10/9	L 19-20	OAK	Davidson	Flores
10/16	L 10-20	@ HOU	Davidson	Blanda
10/30	W 17-14	@ DEN	Davidson	Tripucka
11/6	W 45-28	@ BUF	Davidson	Green
11/13	W 34-7	DEN	Davidson	Tripucka
11/18	L 14-42	@ BOS	Davidson	Songin
11/24	L 35-41	@ NYT	Davidson	Dorow
12/4	W 24-0	HOU	Davidson	Lee
12/11	W 34-0	BOS	Davidson	Songin
12/18	W 24-7	BUF	Davidson	Lucas
		Home Road Neutral Overall		
Davidson		5-2 3-4 0-0		8-6

1961 (11-3)

Date	Result	Opp.	Chiefs QB	Opp. QB
9/10	L 10-26	SD	Davidson	Kemp
9/24	W 42-35	@ OAK	Duncan	Flores
10/1	W 26-21	HOU	Davidson	Blanda
10/8	W 19-12	@ DEN	Davidson	Tripucka
10/15	L 24-27	@ BUF	Davidson	Reynolds
10/22	L 7-38	@ HOU	Davidson	Lee
10/29	L 17-18	BOS	Duncan	Parilli
11/3	L 21-28	@ BOS	Davidson	Songin
11/12	L 20-30	BUF	Davidson	Raab
11/19	L 14-24	@ SD	Davidson	Kemp
11/26	W 43-11	OAK	Davidson	Flores
12/3	L 7-28	@ NYT	Davidson	Dorow
12/10	W 49-21	DEN	Davidson	Tripucka
12/17	W 35-24	NYT	Davidson	Dorow
		Home Road Neutral Overall		
Davidson		4-2 1-5 0-0		5-7
Duncan		0-1 1-0 0-0		1-1

1962 (11-3)

Date	Result	Opp.	Chiefs QB	Opp. QB
9/8	W 42-28	BOS	Dawson	Parilli
9/23	W 26-16	@ OAK	Dawson	Davidson
9/30	W 41-21	BUF	Dawson	Dorow
10/7	L 28-32	@ SD	Dawson	Wood
10/12	W 27-7	@ BOS	Dawson	Parilli
10/21	W 20-17	NYT	Dawson	Green
10/28	W 31-7	@ HOU	Dawson	Blanda
11/4	L 6-14	HOU	Dawson	Blanda
11/11	W 52-31	@ NYT	Dawson	Green
11/18	W 24-3	@ DEN	Dawson	Tripucka
11/25	W 35-7	OAK	Dawson	Davidson
12/2	L 14-23	@ BUF	Dawson	Kemp
12/9	W 17-10	DEN	Dawson	Tripucka
12/16	W 26-17	SD	Dawson	Hadl
AFL Championship Game				
12/23	W 20-17**	@ HOU	Dawson	Blanda
		Home Road Neutral Overall		
Dawson		6-1 5-2 (1-0) 0-0		11-3 (1-0)

1963 (5-7-2)

Date	Result	Opp.	Chiefs QB	Opp. QB
9/7	W 59-7	@ DEN	Dawson	Tripucka
9/22	T 27-27	@ BUF	Dawson	Kemp
9/29	L 10-24	@ SD	Dawson	Rote
10/6	W 28-7	HOU	Dawson	Blanda
10/13	L 26-35	BUF	Dawson	Kemp
10/20	L 17-38	SD	Dawson	Rote
10/27	L 7-28	@ HOU	Dawson	Blanda
11/3	L 7-10	@ OAK	Dawson	Flores

11/8	L 7-22	OAK	Dawson	Flores
11/17	T 24-24	@ BOS	Wilson	Parilli
12/1	L 0-17	@ NYJ	Dawson	Wood
12/8	W 52-21	DEN	Dawson	Slaughter
12/14	W 35-3	BOS	Dawson	Parilli
12/22	W 48-0	NYJ	Dawson	Hall
		Home Road Neutral Overall		
Dawson		4-3 1-4-1 0-0		5-7-1
Wilson		0-0 0-0-1 0-0		0-0-1

1964 (7-7)

Date	Result	Opp.	Chiefs QB	Opp. QB
9/13	L 17-34	@ BUF	Dawson	Kemp
9/27	W 21-9	@ OAK	Dawson	Flores
10/4	W 28-7	HOU	Dawson	Blanda
10/11	L 27-33	@ DEN	Dawson	Lee
10/18	L 22-35	BUF	Dawson	Kemp
10/23	L 7-24	@ BOS	Dawson	Parilli
11/1	W 49-39	DEN	Dawson	Slaughter
11/8	W 42-7	OAK	Dawson	Davidson
11/15	L 14-28	SD	Dawson	Hadl
11/22	W 28-19	@ HOU	Dawson	Trull
11/29	L 14-27	@ NYJ	Dawson	Wood
12/6	L 24-31	BOS	Dawson	Parilli
12/13	W 49-6	@ SD	Dawson	Rote
12/20	W 24-7	NYJ	Dawson	Liske
		Home Road Neutral Overall		
Dawson		4-3 3-4 0-0		7-7

1965 (7-5-2)

Date	Result	Opp.	Chiefs QB	Opp. QB
9/12	L 10-37	@ OAK	Dawson	Flores
9/18	W 14-10	@ NYJ	Dawson	Taliaferro
9/26	T 10-10	@ SD	Dawson	Hadl
10/3	W 27-17	BOS	Dawson	Parilli
10/10	W 31-23	@ DEN	Beathard	Slaughter
10/17	L 7-23	BUF	Dawson	Kemp
10/24	L 36-38	@ HOU	Beathard	Trull
10/31	W 14-7	OAK	Dawson	Wood
11/7	L 10-13	NYJ	Dawson	Taliaferro
11/14	W 31-7	SD	Dawson	Hadl
11/21	T 10-10	@ BOS	Dawson	Parilli
11/28	W 52-21	HOU	Dawson	Blanda
12/12	L 25-34	@ BUF	Dawson	Kemp
12/19	W 45-35	DEN	Dawson	McCormick
		Home Road Neutral Overall		
Dawson		5-2 1-2-2 0-0		6-4-2
Beathard		0-0 1-1 0-0		1-1

1966 (11-2-1)

Date	Result	Opp.	Chiefs QB	Opp. QB
9/11	W 42-20	@ BUF	Dawson	Kemp
9/18	W 32-10	@ OAK	Dawson	Davidson
9/25	W 43-24	@ BOS	Dawson	Parilli
10/2	L 14-29	BUF	Dawson	Kemp
10/8	W 37-10	DEN	Dawson	McCormick
10/16	L 13-34	OAK	Dawson	Flores
10/23	W 56-10	@ DEN	Dawson	Choboian
10/30	W 48-23	HOU	Dawson	Blanda
11/6	W 24-14	SD	Dawson	Hadl
11/13	W 34-16	MIA	Dawson	Wilson
11/20	T 27-27	BOS	Dawson	Parilli
11/27	W 32-24	@ NYJ	Dawson	Namath
12/11	W 19-18	@ MIA	Dawson	Wood
12/18	W 27-17	@ SD	Dawson	Hadl

AFL Championship Game

1/1	W 31-7	@ BUF	Dawson	Kemp
-----	--------	-------	--------	------

Super Bowl I

1/15	L 10-35	GB	Dawson	Starr
		Home Road Neutral Overall		
Dawson		4-2-1 7-0 (1-0) 0-0 (0-1)		11-2-1 (1-1)



1967 (9-5)

Date	Result	Opp.	Chiefs QB	Opp. QB
9/9	W 25-20	@ HOU	Dawson	Lee
9/24	W 24-0	@ MIA	Dawson	Griese
10/1	L 21-23	@ OAK	Dawson	Lamonica
10/8	W 41-0	MIA	Dawson	Norton
10/15	L 31-45	@ SD	Dawson	Hadl
10/22	L 19-24	HOU	Dawson	Beathard
10/29	W 52-9	DEN	Dawson	Tensi
11/5	W 42-18	NYJ	Dawson	Namath
11/12	W 33-10	@ BOS	Dawson	Parilli
11/19	L 16-17	SD	Dawson	Hadl
11/23	L 22-44	OAK	Dawson	Lamonica
12/3	W 23-13	BUF	Dawson	Kemp
12/10	W 21-7	@ NYJ	Dawson	Namath
12/17	W 38-24	@ DEN	Dawson	Tensi
	Home	Road	Neutral	Overall
Dawson	4-3	5-2	0-0	9-5

1968 (12-2)

Date	Result	Opp.	Chiefs QB	Opp. QB
9/9	W 26-21	@ HOU	Dawson	Beathard
9/15	L 19-20	NYJ	Dawson	Namath
9/22	W 34-2	DEN	Dawson	LeClair
9/28	W 48-3	@ MIA	Dawson	Griese
10/5	W 18-7	@ BUF	Dawson	Darragh
10/13	W 13-3	CIN	Dawson	Stofa
10/20	W 24-10	OAK	Dawson	Lamonica
10/27	W 27-20	SD	Dawson	Hadl
11/3	L 21-38	@ OAK	Dawson	Lamonica
11/10	W 16-9	@ CIN	Lee	Wyche
11/17	W 31-17	BOS	Dawson	Sherman
11/28	W 24-10	HOU	Dawson	Beathard
12/8	W 40-3	@ SD	Dawson	Hadl
12/14	W 30-7	@ DEN	Dawson	Briscoe

AFL Divisional Playoff Game

12/22	L 6-41	@ OAK	Dawson	Lamonica
	Home	Road	Neutral	Overall
Dawson	6-1	6-1 (0-1)	0-0	12-2 (0-1)
Lee	0-0	1-0	0-0	1-0

1969 (11-3)

Date	Result	Opp.	Chiefs QB	Opp. QB
9/14	W 27-9	@ SD	Dawson	Hadl
9/21	W 31-0	@ BOS	Dawson	Taliaferro
9/28	L 19-24	@ CIN	Lee	Cook
10/5	W 26-13	@ DEN	Livingston	Tensi
10/12	W 24-0	HOU	Livingston	Beathard
10/19	W 17-10	MIA	Livingston	Griese
10/26	W 42-22	CIN	Livingston	Wyche
11/2	W 29-7	@ BUF	Livingston	Briscoe
11/9	W 27-3	SD	Dawson	Domres
11/16	W 34-16	@ NYJ	Dawson	Namath
11/23	L 24-27	OAK	Dawson	Lamonica
11/27	W 31-17	DEN	Dawson	Tensi
12/7	W 22-19	BUF	Livingston	Kemp
12/13	L 6-10	@ OAK	Dawson	Lamonica

AFL Divisional Playoff Game

12/20	W 13-6	@ NYJ	Dawson	Namath
-------	--------	-------	--------	--------

AFL Championship Game

1/4	W 17-7	@ OAK	Dawson	Lamonica
-----	--------	-------	--------	----------

Super Bowl IV

1/11	W 23-7	MIN	Dawson	Kapp
	Home	Road	Neutral	Overall
Dawson	2-1	3-1 (2-0)	0-0 (1-0)	5-2 (3-0)
Lee	0-0	0-1	0-0	0-1
Livingston	4-0	2-0	0-0	6-0

1970 (7-5-2)

Date	Result	Opp.	Chiefs QB	Opp. QB
9/20	L 10-27	@ MIN	Dawson	Cuozzo
9/28	W 44-24	@ BAL	Dawson	Unitas
10/4	L 13-26	@ DEN	Dawson	Liske
10/11	W 23-10	BOS	Livingston	Taliaferro

10/18	W 27-19	@ CIN	Dawson	Carter
10/25	L 16-27	DAL	Dawson	Morton
11/1	T 17-17	OAK	Dawson	Lamonica
11/8	W 24-9	HOU	Dawson	Johnson
11/15	W 31-14	@ PIT	Dawson	Hanratty
11/22	T 6-6	STL	Dawson	Hart
11/29	W 26-14	SD	Dawson	Hadl
12/6	W 16-0	DEN	Dawson	Pastrana
12/12	L 6-20	@ OAK	Dawson	Lamonica
12/20	L 13-31	@ SD	Dawson	Hadl
	Home	Road	Neutral	Overall
Dawson	3-1-2	3-4	0-0	6-5-2
Livingston	1-0	0-0	0-0	1-0

1971 (10-3-1)

Date	Result	Opp.	Chiefs QB	Opp. QB
9/19	L 14-21	@ SD	Dawson	Hadl
9/26	W 20-16	@ HOU	Dawson	Johnson
10/3	W 16-3	@ DEN	Dawson	Horn
10/10	W 31-10	SD	Dawson	Hadl
10/18	W 38-16	PIT	Dawson	Bradshaw
10/24	W 27-20	WAS	Dawson	Kilmer
10/31	T 20-20	@ OAK	Dawson	Lamonica
11/7	L 10-13	@ NYJ	Dawson	Davis
11/14	W 13-7	CLE	Dawson	Phipps
11/21	W 28-10	DEN	Dawson	Ramsey
11/25	L 21-32	@ DET	Dawson	Landry
12/6	W 26-17	@ SF	Dawson	Brodie
12/12	W 16-14	OAK	Dawson	Lamocina
12/19	W 22-9	BUF	Livingston	Shaw

AFC Divisional Playoff Game

12/25	L 24-27**	MIA	Dawson	Griese
	Home	Road	Neutral	Overall
Dawson	6-0 (0-1)	3-3-1	0-0	9-3-1 (0-1)
Livingston	1-0	0-0	0-0	1-0

1972 (8-6)

Date	Result	Opp.	Chiefs QB	Opp. QB
9/17	L 10-20	MIA	Dawson	Griese
9/25	W 20-17	@ NO	Dawson	Manning
10/1	W 45-24	@ DEN	Dawson	Ramsey
10/8	W 31-7	@ CLE	Livingston	Phipps
10/15	L 16-23	CIN	Livingston	Anderson
10/22	L 20-21	PHI	Dawson	Liske
10/29	W 26-14	@ SD	Dawson	Hadl
11/5	W 27-14	OAK	Dawson	Lamonica
11/12	L 7-16	@ PIT	Dawson	Bradshaw
11/19	L 17-27	SD	Dawson	Hadl
11/26	L 3-26	@ OAK	Dawson	Lamonica
12/3	W 24-21	DEN	Dawson	Johnson
12/10	W 24-10	BAL	Dawson	Domres
12/17	W 17-14	@ ATL	Dawson	Berry
	Home	Road	Neutral	Overall
Dawson	3-3	4-2	0-0	7-5
Livingston	0-1	1-0	0-0	1-1

1973 (7-5-2)

Date	Result	Opp.	Chiefs QB	Opp. QB
9/16	L 13-23	LAR	Livingston	Hadl
9/23	W 10-7	@ NE	Dawson	Plunkett
9/30	W 16-3	OAK	Dawson	Lamonica
10/7	W 16-14	DEN	Dawson	Johnson
10/14	T 10-10	@ GB	Dawson	Hunter
10/21	L 6-14	@ CIN	Dawson	Anderson
10/29	L 14-23	@ BUF	Dawson	Ferguson
11/4	W 19-0	@ SD	Livingston	Fouts
11/12	W 19-7	CHI	Livingston	Douglass
11/18	W 38-14	HOU	Livingston	Dickey
11/25	L 10-14	@ DEN	Livingston	Johnson
12/2	T 20-20	CLE	Livingston	Pitts
12/8	L 7-37	@ OAK	Livingston	Stabler
12/16	W 33-6	SD	Livingston	Fouts
	Home	Road	Neutral	Overall
Dawson	2-0	1-2-1	0-0	3-2-1
Livingston	3-1-1	1-2	0-0	4-3-1

1974 (5-9)

Date	Result	Opp.	Chiefs QB	Opp. QB
9/15	W 24-16	NYJ	Dawson	Namath
9/22	L 7-27	@ OAK	Dawson	Stabler
9/29	W 17-7	@ HOU	Livingston	Dickey
10/6	L 14-17	DEN	Livingston	Johnson
10/13	L 24-34	PIT	Livingston	Gilliam
10/20	L 3-9	@ MIA	Livingston	Griese
10/27	W 24-14	@ SD	Livingston	Fouts
11/3	L 27-33	NYG	Livingston	Morton
11/10	L 7-14	SD	Dawson	Fouts
11/18	W 42-34	@ DEN	Dawson	Johnson
11/24	L 6-33	@ CIN	Dawson	Anderson
12/1	W 17-13	@ STL	Dawson	Hart
12/8	L 6-7	OAK	Dawson	Lawrence
12/14	L 15-35	MIN	Dawson	Tarkenton
	Home	Road	Neutral	Overall
Dawson	1-3	2-2	0-0	3-5
Livingston	0-3	2-1	0-0	2-4

1975 (5-9)

Date	Result	Opp.	Chiefs QB	Opp. QB
9/21	L 33-37	@ DEN	Livingston	Johnson
9/28	L 24-30	NYJ	Dawson	Namath
10/5	L 3-20	SF	Dawson	Snead
10/12	W 42-10	OAK	Livingston	Stabler
10/19	W 12-10	@ SD	Livingston	Fouts
10/26	W 26-13	DEN	Livingston	Johnson
11/2	L 13-17	HOU	Livingston	Pastorini
11/10	W 34-31	@ DAL	Livingston	Staubach
11/16	L 3-28	@ PIT	Livingston	Bradshaw
11/23	W 24-21*	DET	Dawson	Reed
11/30	L 14-28	@ BAL	Dawson	Jones
12/7	L 20-28	SD	Dawson	Fouts
12/14	L 14-20	@ CLE	Adams	Phipps
12/21	L 20-28	@ OAK	Adams	Stabler
	Home	Road	Neutral	Overall
Livingston	2-1	2-2	0-0	4-3
Dawson	1-3	0-1	0-0	1-4
Adams	0-0	0-2	0-0	0-2

1976 (5-9)

Date	Result	Opp.	Chiefs QB	Opp. QB
9/12	L 16-30	SD	Livingston	Fouts
9/20	L 21-24	OAK	Livingston	Stabler
9/26	L 17-27	NO	Livingston	Scott
10/3	L 17-50	@ BUF	Livingston	Ferguson
10/10	W 33-30	@ WAS	Livingston	Theismann
10/17	W 20-17*	@ MIA	Livingston	Griese
10/24	L 26-35	DEN	Livingston	Ramsey
10/31	W 28-19	@ TB	Livingston	Spurrier
11/7	L 0-45	PIT	Livingston	Bradshaw
11/14	L 10-21	@ OAK	Livingston	Stabler
11/21	L 24-27	CIN	Livingston	Anderson
11/28	W 23-20	@ SD	Livingston	Fouts
12/5	L 16-17	@ DEN	Livingston	Penrose
12/12	W 39-14	CLE	Livingston	Sipe
	Home	Road	Neutral	Overall
Livingston	1-6	4-3	0-0	5-9

1977 (2-12)

Date	Result	Opp.	Chiefs QB	Opp. QB
9/18	L 17-21	@ NE	Livingston	Grogan
9/25	L 7-23	SD	Livingston	Harris
10/3	L 28-37	OAK	Livingston	Stabler
10/9	L 7-23	@ DEN	Livingston	Morton
10/16	L 6-17	BAL	Livingston	Jones
10/23	W 21-16	@ SD	Adams	Harris
10/30	L 7-44	@ CLE	Adams	Sipe
11/6	W 20-10	GB	Livingston	Dickey
11/13	L 27-28	@ CHI	Livingston	Avellini
11/20	L 7-14	DEN	Livingston	Morton
11/27	L 20-34	@ HOU	Livingston	Pastorini

12/4	L 7-27	CIN	Livingston	Anderson
12/11	L 31-34	SEA	Livingston	Zorn
12/18	L 20-21	@ OAK	Adams	Rae
	Home	Road	Neutral	Overall
Livingston	1-6	0-4	0-0	1-10
Adams	0-0	1-2	0-0	1-2

1978 (4-12)

Date	Result	Opp.	Chiefs QB	Opp. QB
9/3	W 24-23	@ CIN	Livingston	Reaves
9/10	L 17-20	HOU	Livingston	Pastorini
9/17	L 10-26	@ NYG	Livingston	Pisarcik
9/24	L 17-23*	DEN	Livingston	Morton
10/1	L 13-28	@ BUF	Livingston	Ferguson
10/8	L 13-30	TB	Adams	Williams
10/15	L 6-28	@ OAK	Adams	Stabler
10/22	W 17-3	CLE	Livingston	Sipe
10/29	L 24-27	@ PIT	Livingston	Bradshaw
11/5	L 10-20	OAK	Livingston	Stabler
11/12	L 23-29*	@ SD	Livingston	Fouts
11/19	L 10-13	SEA	Livingston	Zorn
11/26	W 23-0	SD	Livingston	Harris
12/3	W 14-10	BUF	Livingston	Ferguson
12/10	L 3-24	@ DEN	Livingston	Morton
12/17	L 19-23	@ SEA	Livingston	Zorn
	Home	Road	Neutral	Overall
Livingston	3-4	1-6	0-0	4-10
Adams	0-1	0-1	0-0	0-2

1979 (7-9)

Date	Result	Opp.	Chiefs QB	Opp. QB
9/2	W 14-0	BAL	Livingston	Jones
9/9	L 24-27	CLE	Livingston	Sipe
9/16	L 6-20	@ HOU	Fuller	Nielsen
9/23	W 35-7	OAK	Fuller	Stabler
9/30	W 24-6	@ SEA	Fuller	Zorn
10/7	W 10-7	@ CIN	Fuller	Anderson
10/14	L 10-24	DEN	Fuller	Morton
10/21	L 17-21	NYG	Livingston	Simms
10/28	L 3-20	@ DEN	Livingston	Morton
11/4	L 14-20	SD	Fuller	Fouts
11/11	L 3-30	PIT	Fuller	Bradshaw
11/18	W 24-21	@ OAK	Fuller	Stabler
11/25	L 7-28	@ SD	Fuller	Fouts
12/2	W 37-21	SEA	Fuller	Zorn
12/9	W 10-7	@ BAL	Fuller	Landry
12/16	L 0-3	@ TB	Fuller	Williams
	Home	Road	Neutral	Overall
Livingston	1-2	0-1	0-0	1-3
Fuller	2-3	4-3	0-0	6-6

1980 (8-8)

Date	Result	Opp.	Chiefs QB	Opp. QB
9/7	L 14-27	OAK	Fuller	Pastorini
9/14	L 16-17	SEA	Fuller	Zorn
9/21	L 13-20	@ CLE	Fuller	Sipe
9/28	L 7-24	SD	Fuller	Fouts
10/5	W 31-17	@ OAK	Fuller	Pastorini
10/12	W 21-20	HOU	Fuller	Stabler
10/19	W 23-17	@ DEN	Fuller	Morton
10/26	W 20-17	DET	Fuller	Danielson
11/2	L 24-31	BAL	Fuller	Jones
11/9	W 31-30	@ SEA	Fuller	Zorn
11/16	L 7-20	@ SD	Fuller	Fouts
11/23	W 21-13	@ STL	Fuller	Hart
11/30	L 6-20	CIN	Fuller	Anderson
12/7	W 31-14	DEN	Kenney	Morton
12/14	L 16-21	@ PIT	Kenney	Bradshaw
12/21	W 38-28	@ BAL	Kenney	Jones
	Home	Road	Neutral	Overall
Fuller	2-5	4-2	0-0	6-7
Kenney	1-0	1-1	0-0	2-1

1981 (9-7)

Date	Result	Opp.	Chiefs QB	Opp. QB
9/6	W 37-33	@ PIT	Kenney	Bradshaw
9/13	W 19-10	TB	Kenney	Williams
9/20	L 31-42	SD	Kenney	Fouts
9/27	W 20-14	@ SEA	Kenney	Zorn
10/4	L 17-33	@ NE	Kenney	Cavanaugh
10/11	W 27-0	OAK	Kenney	Plunkett
10/18	W 28-14	DEN	Kenney	Morton
10/25	W 28-17	@ OAK	Kenney	Wilson
11/1	L 20-22	@ SD	Kenney	Fouts
11/8	L 13-16*	CHI	Kenney	Evans
11/15	W 23-10	HOU	Kenney	Reaves
11/22	W 40-13	SEA	Kenney	Zorn
11/26	L 10-27	@ DET	Kenney	Hipple
12/6	L 13-6	@ DEN	Fuller	Morton
12/13	L 7-17	MIA	Fuller	Woodley
12/20	W 10-6	@ MIN	Fuller	Kramer
Home Road Neutral Overall				
Kenney	5-2	3-3	0-0	8-5
Fuller	0-1	1-1	0-0	1-2

1982 (3-6)

Date	Result	Opp.	Chiefs QB	Opp. QB
9/12	L 9-14	@ BUF	Kenney	Ferguson
9/19	W 19-12	SD	Kenney	Fouts
11/21	L 17-27	@ NO	Kenney	Stabler
11/28	L 14-20	@ LAR	Fuller	Jones
12/5	L 14-35	@ PIT	Fuller	Bradshaw
12/12	L 16-21	OAK	Fuller	Plunkett
12/19	W 37-16	@ DEN	Kenney	DeBerg
12/26	L 13-26	SF	Kenney	Montana
1/2	W 37-13	NYJ	Kenney	Todd
Home Road Neutral Overall				
Kenney	2-1	1-2	0-0	3-3
Fuller	0-1	0-2	0-0	0-3

1983 (6-10)

Date	Result	Opp.	Chiefs QB	Opp. QB
9/4	W 17-13	SEA	Kenney	Zorn
9/12	L 14-17	SD	Kenney	Fouts
9/18	L 12-27	@ WAS	Kenney	Theismann
9/25	L 6-14	@ MIA	Kenney	Woodley
10/2	W 38-14	STL	Kenney	Hart
10/9	L 20-21	@ RAI	Kenney	Plunkett
10/16	W 38-17	NYG	Kenney	Brunner
10/23	W 13-10*	@ HOU	Kenney	Nielsen
10/30	L 24-27	@ DEN	Kenney	DeBerg
11/6	L 20-28	RAI	Kenney	Wilson
11/13	W 20-15	CIN	Kenney	Anderson
11/20	L 21-41	@ DAL	Kenney	White
11/27	L 48-51*	@ SEA	Kenney	Krieg
12/4	L 9-14	BUF	Kenney	Ferguson
12/11	L 38-41	@ SD	Kenney	Fouts
12/18	W 48-17	DEN	Kenney	Elway
Home Road Neutral Overall				
Kenney	5-3	1-7	0-0	6-10

1984 (8-8)

Date	Result	Opp.	Chiefs QB	Opp. QB
9/2	W 37-27	@ PIT	Blackledge	Woodley
9/9	W 27-22	@ CIN	Blackledge	Anderson
9/16	L 20-22	RAI	Blackledge	Plunkett
9/23	L 0-21	@ DEN	Blackledge	Elway
9/30	W 10-6	CLE	Blackledge	McDonald
10/7	L 16-17	NYJ	Blackledge	Ryan
10/14	W 31-13	SD	Blackledge	Fouts
10/21	L 7-28	@ NYJ	Kenney	Ryan
10/28	W 24-20	TB	Kenney	DeBerg
11/4	L 0-45	@ SEA	Kenney	Krieg
11/11	L 16-17	HOU	Blackledge	Moon
11/18	L 7-17	@ RAI	Kenney	Wilson
11/25	L 27-28	@ NYG	Kenney	Simms
12/2	W 16-13	DEN	Kenney	Elway

12/9	W 34-7	SEA	Kenney	Krieg
12/16	W 42-21	@ SD	Kenney	Luther
Home Road Neutral Overall				
Kenney	3-0	1-4	0-0	4-4
Blackledge	2-3	2-1	0-0	4-4

1985 (6-10)

Date	Result	Opp.	Chiefs QB	Opp. QB
9/8	W 47-27	@ NO	Kenney	Wilson
9/12	W 36-20	RAI	Kenney	Plunkett
9/22	L 0-31	@ MIA	Kenney	Marino
9/29	W 28-7	SEA	Kenney	Krieg
10/6	L 10-19	@ RAI	Kenney	Wilson
10/13	L 20-31	@ SD	Kenney	Herrmann
10/20	L 0-16	RAMS	Blackledge	Brock
10/27	L 10-30	DEN	Kenney	Elway
11/3	L 20-23	@ HOU	Kenney	Moon
11/10	L 28-36	PIT	Kenney	Woodley
11/17	L 3-31	@ SF	Kenney	Montana
11/24	W 20-7	IND	Blackledge	Kofler
12/1	L 6-24	@ SEA	Blackledge	Krieg
12/8	W 38-10	ATL	Blackledge	Archer
12/14	L 13-14	@ DEN	Blackledge	Elway
12/22	W 38-34	SD	Blackledge	Herrmann
Home Road Neutral Overall				
Kenney	2-2	1-5	0-0	3-7
Blackledge	3-1	0-2	0-0	3-3

1986 (10-6)

Date	Result	Opp.	Chiefs QB	Opp. QB
9/7	W 24-14	CIN	Blackledge	Esiason
9/14	L 17-23	@ SEA	Blackledge	Krieg
9/21	W 27-13	HOU	Blackledge	Moon
9/28	W 20-17	@ BUF	Blackledge	Kelly
10/5	L 17-24	RAI	Blackledge	Wilson
10/12	L 7-20	@ CLE	Blackledge	Kosar
10/19	W 42-41	SD	Blackledge	Fouts
10/26	W 27-20	TB	Kenney	Young
11/2	W 24-23	@ SD	Kenney	Flick
11/9	W 27-7	SEA	Kenney	Gilbert
11/16	L 17-38	@ DEN	Kenney	Elway
11/23	L 14-23	@ STL	Kenney	Lomax
11/30	L 14-17	BUF	Kenney	Kelly
12/7	W 37-10	DEN	Blackledge	Elway
12/14	W 20-17	@ RAI	Kenney	Plunkett
12/21	W 24-19	@ PIT	Kenney	Malone

AFC Wild Card Playoff Game

12/28	L 15-35	@ NYJ	Blackledge	Ryan
Home Road Neutral Overall				
Blackledge	4-1	1-2 (0-1)	0-0	5-3 (0-1)
Kenney	2-1	3-2	0-0	5-3

1987 (4-11)

Date	Result	Opp.	Chiefs QB	Opp. QB
9/13	W 20-13	SD	Blackledge	Fouts
9/20	L 14-43	@ SEA	Blackledge	Krieg
10/4	L 17-35#	@ RAI	Stevens	Evans
10/11	L 0-42#	@ MIA	Stevens	Mackey
10/18	L 17-26#	DEN	Hudson	Karcher
10/25	L 21-42	@ SD	Kenney	Fouts
11/1	L 28-31	@ CHI	Kenney	McMahon
11/8	L 16-17	PIT	Kenney	Malone
11/15	L 9-16	NYJ	Seurer	O'Brien
11/22	L 3-23	GB	Seurer	Majkowski
11/26	W 27-20	@ DET	Kenney	Long
12/6	L 27-30*	@ CIN	Kenney	Esiason
12/13	W 16-10	RAI	Kenney	Wilson
12/19	L 17-20	@ DEN	Kenney	Elway
12/27	W 41-20	SEA	Kenney	Krieg
Home Road Neutral Overall				
Kenney	2-1	1-4	0-0	3-5
Blackledge	1-0	0-1	0-0	1-1
Seurer	0-2	0-0	0-0	0-2
Stevens	0-0	0-2	0-0	0-2#
Hudson	0-1	0-0	0-0	0-1#

1988 (4-11-1)

Date	Result	Opp.	Chiefs QB	Opp. QB
9/4	L 3-6	CLE	Kenney	Kosar
9/11	L 10-31	@ SEA	Kenney	Krieg
9/18	W 20-13	DEN	DeBerg	Elway
9/25	L 23-24	SD	DeBerg	Laufenberg
10/2	T 17-17*	@ NYJ	DeBerg	O'Brien
10/9	L 6-7	@ HOU	DeBerg	Carlson
10/16	L 17-27	RAI	DeBerg	Schroeder
10/23	L 6-7	DET	Kenney	Hilger
10/30	L 10-17	@ RAI	Kenney	Beuerlein
11/6	L 11-17	@ DEN	Kenney	Elway
11/13	W 31-28	CIN	DeBerg	Esiason
11/20	W 27-24	SEA	DeBerg	Krieg
11/27	L 10-16	@ PIT	DeBerg	Brister
12/4	W 38-34	NYJ	DeBerg	Ryan
12/11	L 12-28	@ NYG	DeBerg	Simms
12/18	L 13-24	@ SD	DeBerg	Malone
	Home	Road	Neutral	Overall
DeBerg	4-2	0-4-1	0-0	4-6-1
Kenney	0-2	0-3	0-0	0-5

1989 (8-7-1)

Date	Result	Opp.	Chiefs QB	Opp. QB
9/10	L 20-34	@ DEN	DeBerg	Elway
9/17	W 24-19	RAI	DeBerg	Schroeder
9/24	L 6-21	@ SD	DeBerg	McMahon
10/1	L 17-21	CIN	Jaworski	Schonert
10/8	W 20-16	@ SEA	Jaworski	Krieg
10/15	L 14-20	@ RAI	Jaworski	Schroeder
10/22	W 36-28	DAL	DeBerg	Walsh
10/29	L 17-23	@ PIT	DeBerg	Brister
11/5	W 20-10	SEA	Pelluer	Krieg
11/12	L 13-16	DEN	Pelluer	Elway
11/19	T 10-10*	@ CLE	Pelluer	Kosar
11/26	W 34-0	HOU	DeBerg	Moon
12/3	W 26-21	MIA	DeBerg	Marino
12/10	W 21-3	@ GB	DeBerg	Majkowski
12/17	L 13-20	SD	DeBerg	Tolliver
12/24	W 27-24	@ MIA	DeBerg	Marino
	Home	Road	Neutral	Overall
DeBerg	4-1	2-3	0-0	6-4
Jaworski	0-1	1-1	0-0	1-2
Pelluer	1-1	0-0-1	0-0	1-1-1

1990 (11-5)

Date	Result	Opp.	Chiefs QB	Opp. QB
9/9	W 24-21	MIN	DeBerg	Wilson
9/17	L 23-24	@ DEN	DeBerg	Elway
9/23	W 17-3	@ GB	DeBerg	Majkowski
9/30	W 34-0	CLE	DeBerg	Kosar
10/7	L 19-23	@ IND	DeBerg	Trudeau
10/14	W 43-24	DET	DeBerg	Gagliano
10/21	L 7-19	@ SEA	DeBerg	Krieg
11/4	W 9-7	RAI	DeBerg	Schroeder
11/11	L 16-17	SEA	DeBerg	Krieg
11/18	W 27-10	SD	DeBerg	Tolliver
11/25	W 27-24	@ RAI	DeBerg	Schroeder
12/2	W 37-7	@ NE	DeBerg	Hodson
12/9	W 31-20	DEN	DeBerg	Elway
12/16	L 10-27	HOU	DeBerg	Moon
12/23	W 24-21	@ SD	DeBerg	Tolliver
12/29	W 21-10	@ CHI	DeBerg	Tomczak

AFC First Round Playoff Game

1/5	L 16-17	@ MIA	DeBerg	Marino
	Home	Road	Neutral	Overall
DeBerg	6-2	5-3 (0-1)	0-0	11-5 (0-1)

1991 (10-6)

Date	Result	Opp.	Chiefs QB	Opp. QB
9/1	W 14-3	ATL	DeBerg	Miller
9/8	L 10-17	NO	DeBerg	Hebert
9/16	L 7-17	@ HOU	DeBerg	Moon

9/22	W 20-12	SEA	DeBerg	Kemp
9/29	W 14-13	@ SD	DeBerg	Friesz
10/7	W 33-6	BUF	DeBerg	Kelly
10/13	W 42-7	MIA	DeBerg	Marino
10/20	L 16-19	@ DEN	DeBerg	Elway
10/28	W 24-21	RAI	DeBerg	Schroeder
11/10	W 27-20	@ RAMS	DeBerg	Everett
11/17	L 20-24	DEN	DeBerg	Elway
11/24	L 15-20	@ CLE	DeBerg	Kosar
12/1	W 19-6	@ SEA	DeBerg	Krieg
12/8	W 20-17*	SD	DeBerg	Friesz
12/14	L 14-28	@ SF	Vlasic	Bono
12/22	W 27-21	@ RAI	DeBerg	Marinovich

AFC Wild Card Playoff Game

12/28	W 10-6	RAI	DeBerg	Marinovich
-------	--------	-----	--------	------------

AFC Divisional Playoff Game

1/5	L 14-37	@ BUF	DeBerg	Kelly
	Home	Road	Neutral	Overall
DeBerg	6-2 (1-0)	4-3 (0-1)	0-0	10-5 (1-1)
Vlasic	0-0	0-1	0-0	0-1

1992 (10-6)

Date	Result	Opp.	Chiefs QB	Opp. QB
9/6	W 24-10	@ SD	Krieg	Gagliano
9/13	W 26-7	SEA	Krieg	Stouffer
9/20	L 20-23*	@ HOU	Krieg	Moon
9/28	W 27-7	RAI	Krieg	Marinovich
10/4	L 19-20	@ DEN	Krieg	Elway
10/11	W 24-17	PHI	Krieg	Cunningham
10/18	L 10-17	@ DAL	Krieg	Aikman
10/25	L 3-27	PIT	Krieg	O'Donnell
11/8	W 16-14	SD	Krieg	Humphries
11/15	W 35-16	WAS	Krieg	Rypien
11/22	W 24-14	@ SEA	Krieg	Stouffer
11/29	W 23-7	@ NYJ	Krieg	O'Brien
12/6	L 7-28	@ RAI	Krieg	Schroeder
12/13	W 27-20	NE	Krieg	Zolak
12/19	L 21-35	@ NYG	Krieg	Hostetler
12/27	W 42-20	DEN	Krieg	Elway

AFC Wild Card Playoff Game

1/2	L 0-17	@ SD	Krieg	Humphries
	Home	Road	Neutral	Overall
Krieg	7-1	3-5 (0-1)	0-0	10-6 (0-1)

1993 (11-5)

Date	Result	Opp.	Chiefs QB	Opp. QB
9/5	W 27-3	@ TB	Montana	DeBerg
9/12	L 0-30	@ HOU	Krieg	Moon
9/20	W 15-7	DEN	Montana	Elway
10/3	W 24-9	RAI	Montana	Evans
10/10	W 17-15	CIN	Krieg	Klinger
10/17	W 17-14	@ SD	Montana	Friesz
10/31	L 10-30	@ MIA	Montana	Mitchell
11/8	W 23-16	GB	Krieg	Farve
11/14	W 31-20	@ RAI	Krieg	Hostetler
11/21	L 17-19	CHI	Krieg	Harbaugh
11/28	W 23-7	BUF	Montana	Kelly
12/5	W 31-16	@ SEA	Montana	Mirer
12/12	L 21-27	@ DEN	Montana	Elway
12/19	W 28-24	SD	Montana	Humphries
12/26	L 10-30	@ MIN	Montana	McMahon
1/2	W 34-24	SEA	Montana	Mirer

AFC Wild Card Playoff Game

1/8	W 27-24*	PIT	Montana	O'Donnell
-----	----------	-----	---------	-----------

AFC Divisional Playoff Game

1/16	W 28-20	@ HOU	Montana	Moon
------	---------	-------	---------	------

AFC Championship Game

1/23	L 13-30	@ BUF	Montana	Kelly
	Home	Road	Neutral	Overall
Montana	5-0 (1-0)	3-3 (1-1)	0-0	8-3 (2-1)
Krieg	2-1	1-1	0-0	3-2

1994 (9-7)

Date	Result	Opp.	Chiefs QB	Opp. QB
9/4	W 30-17	@ NO	Montana	Everett
9/11	W 24-17	SF	Montana	Young
9/18	W 30-10	@ ATL	Montana	George
9/25	L 0-16	RAMS	Montana	Chandler
10/9	L 6-20	@ SD	Montana	Humphries
10/17	W 31-28	@ DEN	Montana	Elway
10/23	W 38-23	SEA	Montana	Mirer
10/30	L 10-44	@ BUF	Montana	Kelly
11/6	W 13-3	RAI	Montana	Hostetler
11/13	L 13-14	SD	Montana	Humphries
11/20	W 20-13	CLE	Montana	Rypien
11/27	L 9-10	@ SEA	Montana	Mirer
12/4	L 17-20*	DEN	Bono	Elway
12/12	L 28-45	@ MIA	Bono	Marino
12/18	W 31-9	HOU	Montana	Tolliver
12/4	W 19-9	@ RAI	Montana	Hostetler

AFC Wild Card Playoff Game

12/31	L 17-27	@ MIA	Montana	Marino
Home	Road	Neutral	Overall	
Montana	5-2	4-3 (0-1)	0-0	9-5 (0-1)
Bono	0-1	0-1	0-0	0-2

1995 (13-3)

Date	Result	Opp.	Chiefs QB	Opp. QB
9/3	W 34-10	@ SEA	Bono	Mirer
9/10	W 20-17*	NYG	Bono	Brown
9/17	W 23-17*	OAK	Bono	Hostetler
9/24	L 17-35	@ CLE	Bono	Testaverde
10/1	W 24-3	@ ARZ	Bono	Krieg
10/9	W 29-23*	SD	Bono	Humphries
10/15	W 31-26	NE	Bono	Bledsoe
10/22	W 21-7	@ DEN	Bono	Elway
11/5	W 24-3	WAS	Bono	Frerotte
11/12	W 22-7	@ SD	Bono	Humphries
11/19	W 20-13	HOU	Bono	Chandler
11/23	L 12-24	@ DAL	Bono	Aikman
12/3	W 29-23	@ OAK	Bono	Evans
12/11	L 6-13	@ MIA	Bono	Marino
12/17	W 20-17	DEN	Bono	Elway
12/24	W 26-3	SEA	Bono	Friesz

AFC Divisional Playoff Game

1/7	L 7-10	IND	Bono	Harbaugh
Home	Road	Neutral	Overall	
Bono	8-0 (0-1)	5-3	0-0	13-3 (0-1)

1996 (9-7)

Date	Result	Opp.	Chiefs QB	Opp. QB
9/1	W 20-19	@ HOU	Bono	Chandler
9/8	W 19-3	OAK	Bono	Hobert
9/15	W 35-17	@ SEA	Bono	Mirer
9/22	W 17-14	DEN	Bono	Elway
9/29	L 19-22	@ SD	Bono	Humphries
10/7	L 7-17	PIT	Bono	Tomczak
10/17	W 34-16	SEA	Bono	Friesz
10/27	L 7-34	@ DEN	Bono	Elway
11/3	W 21-6	@ MIN	Bono	Johnson
11/10	W 27-20	GB	Bono	Favre
11/17	W 14-10	CHI	Bono	Krieg
11/24	L 14-28	SD	Bono	Humphries
11/28	W 28-24	@ DET	Gannon	Mitchell
12/9	L 7-26	@ OAK	Gannon	Hostetler
12/15	L 19-24	IND	Gannon	Harbaugh
12/22	L 9-20	@ BUF	Bono	Kelly
Home	Road	Neutral	Overall	
Bono	5-2	3-3	0-0	8-5
Gannon	0-1	1-1	0-0	1-2

1997 (13-3)

Date	Result	Opp.	Chiefs QB	Opp. QB
8/31	L 3-19	@ DEN	Grbac	Elway
9/8	W 28-27	@ OAK	Grbac	George

9/14	W 22-16	BUF	Grbac	Collins
9/21	W 35-14	@ CAR	Grbac	Collins
9/28	W 20-17*	SEA	Grbac	Moon
10/5	L 14-17	@ MIA	Grbac	Marino
10/16	W 31-3	SD	Grbac	Humphries
10/26	W 28-20	@ STL	Grbac	Banks
11/3	W 13-10	PIT	Grbac	Stewart
11/9	L 10-24	@ JAX	Gannon	Brunell
11/16	W 24-22	DEN	Gannon	Elway
11/23	W 19-14	@ SEA	Gannon	Moon
11/30	W 44-9	SF	Gannon	Young
12/7	W 30-0	OAK	Gannon	George
12/14	W 29-7	@ SD	Gannon	Whelihan
12/21	W 25-13	NO	Grbac	Hobert

AFC Divisional Playoff Game

1/4	L 10-14	DEN	Grbac	Elway
Home	Road	Neutral	Overall	
Grbac	5-0 (0-1)	3-2	0-0	8-2 (0-1)
Gannon	3-0	2-1	0-0	5-1

1998 (7-9)

Date	Result	Opp.	Chiefs QB	Opp. QB
9/6	W 28-8	OAK	Grbac	George
9/13	L 16-21	@ JAX	Gannon	Brunell
9/20	W 23-7	SD	Gannon	Leaf
9/27	W 24-21	@ PHI	Gannon	Peete
10/4	W 17-6	SEA	Gannon	Moon
10/11	L 10-40	@ NE	Grbac	Bledsoe
10/26	L 13-20	PIT	Grbac	Stewart
11/1	L 17-20	NYJ	Grbac	Testaverde
11/8	L 12-24	@ SEA	Grbac	Moon
11/16	L 7-30	DEN	Gannon	Briser
11/22	L 37-38	@ SD	Gannon	Whelihan
11/29	W 34-24	ARZ	Gannon	Plummer
12/6	L 31-35	@ DEN	Gannon	Elway
12/13	W 20-17	DAL	Gannon	Aikman
12/20	L 7-28	@ NYG	Gannon	Graham
12/26	W 31-24	@ OAK	Grbac	Wilson
Home	Road	Neutral	Overall	
Grbac	1-2	1-2	0-0	2-4
Gannon	4-1	1-4	0-0	5-5

1999 (9-7)

Date	Result	Opp.	Chiefs QB	Opp. QB
9/12	L 17-20	@ CHI	Grbac	Matthews
9/19	W 26-10	DEN	Grbac	Griese
9/26	W 31-21	DET	Grbac	Batch
10/3	L 14-21	@ SD	Grbac	Harbaugh
10/10	W 16-14	NE	Grbac	Bledsoe
10/21	W 35-8	@ BAL	Grbac	Case
10/31	W 34-0	SD	Grbac	Kramer
11/7	L 17-25	@ IND	Grbac	Manning
11/14	L 10-17	@ TB	Grbac	Dilfer
11/21	L 19-30	SEA	Grbac	Kitna
11/28	W 37-34	@ OAK	Grbac	Gannon
12/5	W 16-10	@ DEN	Grbac	Griese
12/12	W 31-28	MIN	Grbac	George
12/18	W 35-19	PIT	Grbac	Tomczak
12/26	L 14-23	@ SEA	Grbac	Kitna
1/2	L 38-41*	OAK	Grbac	Gannon
Home	Road	Neutral	Overall	
Grbac	6-2	3-5	0-0	9-7

2000 (7-9)

Date	Result	Opp.	Chiefs QB	Opp. QB
9/3	L 14-27	IND	Grbac	Manning
9/10	L 14-17*	@ TEN	Grbac	McNair
9/17	W 42-10	SD	Grbac	Moreno
9/24	W 23-22	@ DEN	Grbac	Frerotte
10/2	W 24-17	SEA	Grbac	Kitna
10/15	L 17-20	OAK	Grbac	Gannon
10/22	W 54-34	STL	Grbac	Warner
10/29	W 24-19	@ SEA	Grbac	Kitna
11/5	L 31-49	@ OAK	Grbac	Gannon

11/12	L	7-21	@ SF	Grbac	Garcia
11/19	L	17-21	BUF	Grbac	Johnson
11/26	L	16-17	@ SD	Moon	Leaf
12/4	L	24-30	@ NE	Grbac	Bledsoe
12/10	W	15-14	CAR	Grbac	Beuerlein
12/17	W	20-7	DEN	Grbac	Frerotte
12/24	L	13-29	@ ATL	Grbac	Chandler
		Home	Road	Neutral	Overall
Grbac		5-3	2-5	0-0	7-8
Moon		0-0	0-1	0-0	0-1

2001 (6-10)

Date	Result	Opp.	Chiefs QB	Opp. QB
9/9	L	24-27	OAK	Green
9/23	L	3-13	NYG	Green
9/30	W	45-13	@ WAS	Green
10/7	L	6-20	@ DEN	Green
10/14	L	17-20	PIT	Green
10/21	L	16-24	@ ARZ	Green
10/25	L	28-35	IND	Green
11/4	W	25-20	@ SD	Green
11/11	L	7-27	@ NYJ	Green
11/25	W	19-7	SEA	Green
11/29	L	10-23	PHI	Green
12/9	L	26-28	@ OAK	Green
12/16	W	26-23*	DEN	Green
12/23	W	20-17	SD	Green
12/30	W	30-26	@ JAX	Green
1/6	L	18-21	@ SEA	Green
		Home	Road	Neutral
Green		3-5	3-5	0-0
				Overall
				6-10

2002 (8-8)

Date	Result	Opp.	Chiefs QB	Opp. QB
9/8	W	40-39	@ CLE	Green
9/15	L	16-23	JAX	Green
9/22	L	38-41*	@ NE	Green
9/29	W	48-30	MIA	Green
10/6	W	29-25	@ NYJ	Green
10/13	L	34-35	@ SD	Green
10/20	L	34-37*	DEN	Green
10/27	W	20-10	OAK	Green
11/10	L	13-17	@ SF	Green
11/17	W	17-16	BUF	Green
11/24	L	32-39	@ SEA	Green
12/1	W	49-0	ARZ	Green
12/8	W	49-10	STL	Green
12/15	L	24-31	@ DEN	Green
12/22	W	24-22	SD	Green
12/28	L	0-24	@ OAK	Green
		Home	Road	Neutral
Green		6-2	2-6	0-0
				Overall
				8-8

2003 (13-3)

Date	Result	Opp.	Chiefs QB	Opp. QB
9/7	W	27-14	SD	Green
9/14	W	41-20	PIT	Green
9/21	W	42-14	@ HOU	Green
9/28	W	17-10	@ BAL	Green
10/5	W	24-23	DEN	Green
10/12	W	40-34*	@ GB	Green
10/20	W	17-10	@ OAK	Green
10/26	W	38-5	BUF	Green
11/9	W	41-20	CLE	Green
11/16	L	19-24	@ CIN	Green
11/23	W	27-24	OAK	Green
11/30	W	28-24	@ SD	Green
12/7	L	27-45	@ DEN	Green
12/14	W	45-17	DET	Green
12/20	L	20-45	@ MIN	Green
12/28	W	31-3	CHI	Green
		Home	Road	Neutral
AFC Divisional Playoff Game				
1/11	L	31-38	IND	Green
Green		8-0 (0-1)	5-3	0-0
				Overall
				13-3 (0-1)

2004 (7-9)

Date	Result	Opp.	Chiefs QB	Opp. QB
9/12	L	24-34	@ DEN	Green
9/19	L	17-28	CAR	Green
9/26	L	21-24	HOU	Green
10/4	W	27-24	@ BAL	Green
10/17	L	16-22	@ JAX	Green
10/24	W	56-10	ATL	Green
10/31	W	45-35	IND	Green
11/7	L	31-34	@ TB	Green
11/14	L	20-27	@ NO	Green
11/22	L	19-27	NE	Green
11/28	L	31-34	SD	Green
12/5	W	34-27	@ OAK	Green
12/13	W	49-38	@ TEN	Green
12/19	W	45-17	DEN	Green
12/25	W	31-30	OAK	Green
1/2	L	17-24	@ SD	Green
		Home	Road	Neutral
Green		4-4	3-5	0-0
				Overall
				7-9

2005 (10-6)

Date	Result	Opp.	Chiefs QB	Opp. QB
9/11	W	27-7	NYJ	Green
9/18	W	23-17	@ OAK	Green
9/26	L	10-30	@ DEN	Green
10/2	L	31-37	PHI	Green
10/16	W	28-21	WAS	Green
10/21	W	30-20	@ MIA	Green
10/30	L	20-28	@ SD	Green
11/6	W	27-23	OAK	Green
11/13	L	3-14	@ BUF	Green
11/20	W	45-17	@ HOU	Green
11/27	W	26-16	NE	Green
12/4	W	31-27	DEN	Green
12/11	L	28-31	@ DAL	Green
12/17	L	17-27	@ NYG	Green
12/24	W	20-7	SD	Green
1/1	W	37-3	CIN	Green
		Home	Road	Neutral
Green		7-1	3-5	0-0
				Overall
				10-6

2006 (9-7)

Date	Result	Opp.	Chiefs QB	Opp. QB
9/3	L	10-23	CIN	Green
9/17	L	6-9*	@ DEN	Huard
10/1	W	41-0	SF	Huard
10/8	W	23-20	@ ARZ	Huard
10/15	L	7-45	@ PIT	Huard
10/22	W	30-27	SD	Huard
10/29	W	35-28	SEA	Huard
11/5	W	31-17	@ STL	Huard
11/12	L	10-13	@ MIA	Huard
11/19	W	17-13	OAK	Green
11/23	W	19-10	DEN	Green
12/3	L	28-31*	@ CLE	Green
12/10	L	10-20	BAL	Green
12/17	L	9-20	@ SD	Green
12/23	W	20-9	@ OAK	Green
12/31	W	35-30	JAX	Green
		Home	Road	Neutral
AFC Wild Card Playoff Game				
1/6	L	8-23	@ IND	Green
Green		3-2	1-2 (0-1)	0-0
Huard		3-0	2-3	0-0
				Overall
				4-4 (0-1)
				5-3

2007 (4-12)

Date	Result	Opp.	Chiefs QB	Opp. QB
9/9	L	3-20	@ HOU	Huard
9/16	L	10-20	@ CHI	Huard
9/23	W	13-10	MIN	Huard
9/30	W	30-16	@ SD	Huard
10/7	L	7-17	JAX	Huard
10/14	W	27-20	CIN	Huard

10/21	W	12-10	@ OAK	Huard	Culpepper
11/4	L	22-33	GB	Huard	Favre
11/11	L	11-27	DEN	Huard	Cutler
11/18	L	10-13	@ IND	Croyle	Manning
11/25	L	17-20	OAK	Croyle	Culpepper
12/2	L	10-24	SD	Huard	Rivers
12/9	L	7-41	@ DEN	Croyle	Cutler
12/16	L	17-26	TEN	Croyle	Young
12/23	L	20-25	@ DET	Croyle	Kitna
12/30	L	10-13*	@ NYJ	Croyle	Clemens
		Home	Road	Neutral	Overall
Huard		2-4	2-2	0-0	4-6
Croyle		0-2	0-4	0-0	0-6

2008 (2-14)

Date	Result	Opp.	Chiefs QB	Opp. QB
9/7	L	10-17 @ NE	Croyle	Brady
9/14	L	8-23 OAK	Huard	Russell
9/21	L	14-38 @ ATL	Thigpen	Ryan
9/28	W	33-19 DEN	Huard	Cutler
10/5	L	0-34 @ CAR	Huard	Delhomme
10/19	L	10-34 TEN	Croyle	Collins
10/26	L	24-28 @ NYJ	Thigpen	Favre
11/2	L	27-30* TB	Thigpen	Garcia
11/9	L	19-20 @ SD	Thigpen	Rivers
11/16	L	20-30 NO	Thigpen	Brees
11/23	L	31-54 BUF	Thigpen	Edwards
11/30	W	20-13 @ OAK	Thigpen	Russell
12/7	L	17-24 @ DEN	Thigpen	Cutler
12/14	L	21-22 SD	Thigpen	Rivers
12/21	L	31-38 MIA	Thigpen	Pennington
12/28	L	6-16 @ CIN	Thigpen	Fitzpatrick
		Home	Road	Neutral
Croyle		0-1	0-1	0-0
Huard		1-1	0-1	0-0
Thigpen		0-5	1-5	0-0

2009 (4-12)

Date	Result	Opp.	Chiefs QB	Opp. QB
9/13	L	24-38 @ BAL	Croyle	Flacco
9/20	L	10-13 OAK	Cassel	Russell
9/27	L	14-34 @ PHI	Cassel	Kolb
10/4	L	16-27 NYG	Cassel	Manning
10/11	L	20-26* DAL	Cassel	Romo
10/18	W	14-6 @ WAS	Cassel	Campbell
10/25	L	7-37 SD	Cassel	Rivers
11/8	L	21-24 @ JAX	Cassel	Garrard
11/15	W	16-10 @ OAK	Cassel	Russell
11/22	W	27-24* PIT	Cassel	Roethlisberger
11/29	L	14-43 @ SD	Cassel	Rivers
12/6	L	13-44 DEN	Cassel	Orton
12/13	L	10-16 BUF	Cassel	Fitzpatrick
12/20	L	34-41 CLE	Cassel	Quinn
12/27	L	10-17 @ CIN	Cassel	Palmer
1/3	W	44-24 @ DEN	Cassel	Orton
		Home	Road	Neutral
Cassel		1-7	3-4	0-0
Croyle		0-0	0-1	0-0

2010 (10-6)

Date	Result	Opp.	Chiefs QB	Opp. QB
9/13	W	21-14 SD	Cassel	Rivers
9/19	W	16-14 @ CLE	Cassel	Wallace
9/26	W	31-10 SF	Cassel	Smith
10/10	L	9-19 @ IND	Cassel	Manning
10/17	L	31-35 @ HOU	Cassel	Schaub
10/24	W	42-20 JAX	Cassel	Garrard
10/31	W	13-10* BUF	Cassel	Fitzpatrick
11/7	L	20-23* @ OAK	Cassel	Campbell
11/14	L	29-49 @ DEN	Cassel	Orton
11/21	W	31-13 ARI	Cassel	Anderson
11/28	W	42-24 @ SEA	Cassel	Hasselbeck
12/5	W	10-6 DEN	Cassel	Orton
12/12	L	0-31 @ SD	Croyle	Rivers
12/19	W	27-13 @ STL	Cassel	Bradford
12/26	W	34-14 TEN	Cassel	Collins

1/2	L	10-31 OAK	Cassel	Campbell
AFC Wild Card Playoff Game				
1/9	L	7-30 BAL	Cassel	Flacco
		Home	Road	Neutral
Cassel		7-1 (0-1)	3-4	0-0
Croyle		0-0	0-1	0-0

2011 (7-9)

Date	Result	Opp.	Chiefs QB	Opp. QB
9/11	L	7-41 BUF	Cassel	Fitzpatrick
9/18	L	3-48 @ DET	Cassel	Stafford
9/25	L	17-20 @ SD	Cassel	Rivers
10/2	W	22-17 MIN	Cassel	McNabb
10/9	W	28-24 @ IND	Cassel	Painter
10/23	W	28-0 @ OAK	Cassel	Boller
10/31	W	23-20* SD	Cassel	Rivers
11/6	L	3-31 MIA	Cassel	Moore
11/13	L	10-17 DEN	Cassel	Tebow
11/21	L	3-34 @ NE	Palko	Brady
11/27	L	9-13 PIT	Palko	Roethlisberger
12/4	W	10-3 @ CHI	Palko	Hanie
12/11	L	10-37 @ NYJ	Palko	Sanchez
12/18	W	19-14 GB	Orton	Rodgers
12/24	L	13-16* OAK	Orton	Palmer
1/1	W	7-3 @ DEN	Orton	Tebow
		Home	Road	Neutral
Cassel		2-3	2-2	0-0
Palko		0-1	1-2	0-0
Orton		1-1	1-0	0-0

2012 (2-14)

Date	Result	Opp.	Chiefs QB	Opp. QB
9/9	L	24-40 ATL	Cassel	Ryan
9/16	L	17-35 @ BUF	Cassel	Fitzpatrick
9/23	W	27-24* @ NO	Cassel	Brees
9/30	L	20-37 SD	Cassel	Rivers
10/7	L	6-9 BAL	Cassel	Flacco
10/14	L	10-38 @ TB	Quinn	Freeman
10/28	L	16-26 OAK	Quinn	Palmer
11/1	L	13-31 @ SD	Cassel	Rivers
11/12	L	13-16* @ PIT	Cassel	Roethlisberger
11/18	L	6-28 CIN	Cassel	Dalton
11/25	L	9-17 DEN	Quinn	Manning
12/2	W	27-21 CAR	Quinn	Newton
12/9	L	7-30 @ CLE	Quinn	Weeden
12/16	L	0-15 @ OAK	Quinn	Palmer
12/23	L	13-20 IND	Quinn	Luck
12/30	L	3-38 @ DEN	Quinn	Manning
		Home	Road	Neutral
Cassel		0-4	1-3	0-0
Quinn		1-3	0-4	0-0

2013 (11-5)

Date	Result	Opp.	Chiefs QB	Opp. QB
9/8	W	28-2 @ JAX	Smith	Gabbert
9/15	W	17-16 DAL	Smith	Romo
9/19	W	26-16 @ PHI	Smith	Vick
9/29	W	31-7 NYG	Smith	E. Manning
10/6	W	26-17 @ TEN	Smith	Fitzpatrick
10/13	W	24-7 OAK	Smith	Pryor
10/20	W	17-16 HOU	Smith	Keenum
10/27	W	23-17 CLE	Smith	Campbell
11/3	W	23-13 @ BUF	Smith	Tuel
11/17	L	17-27 @ DEN	Smith	P. Manning
11/24	L	38-41 SD	Smith	Rivers
12/1	L	28-35 DEN	Smith	P. Manning
12/8	W	45-10 @ WAS	Smith	Griffin III
12/15	W	56-31 @ OAK	Smith	McGloin
12/22	L	7-23 IND	Smith	Luck
12/29	L	24-27* @ SD	Daniel	Rivers
AFC Wild Card Playoff Game				
1/4	L	44-45 @ IND	Smith	Luck
		Home	Road	Neutral
Smith		5-3 (0-1)	6-1	0-0
Daniel		0-0	0-1	0-0

2014 (9-7)

Date	Result	Opp.	Chiefs QB	Opp. QB
9/7	L 10-26	TEN	Smith	Locker
9/14	L 17-24	@ DEN	Smith	Manning
9/21	W 34-15	@ MIA	Smith	Tannehill
9/29	W 41-14	NE	Smith	Brady
10/5	L 17-22	@ SF	Smith	Kaepernick
10/19	W 23-20	@ SD	Smith	Rivers
10/26	W 34-7	STL	Smith	Davis
11/2	W 24-10	NYJ	Smith	Vick
11/9	W 17-13	@ BUF	Smith	Orton
11/16	W 24-20	SEA	Smith	Wilson
11/20	L 20-24	@ OAK	Smith	Carr
11/30	L 16-29	DEN	Smith	Manning
12/7	L 14-17	@ ARI	Smith	Stanton
12/14	W 31-13	OAK	Smith	Carr
12/21	L 12-20	@ PIT	Smith	Roethlisberger
12/28	W 19-7	SD	Daniel	Rivers
	Home	Road	Neutral	Overall
Smith	5-2	3-5	0-0	8-7
Daniel	1-0	0-0	0-0	1-0

2015 (11-5)

Date	Result	Opp.	Chiefs QB	Opp. QB
9/13	W 27-20	HOU	Smith	Hoyer
9/17	L 24-31	DEN	Smith	Manning
9/28	L 28-38	@ GB	Smith	Rodgers
10/4	L 21-36	@ CIN	Smith	Dalton
10/11	L 17-18	CHI	Smith	Cutler
10/18	L 10-16	@ MIN	Smith	Bridgewater
10/25	W 23-13	PIT	Smith	Jones
11/1	W 45-10	DET	Smith	Stafford
11/15	W 29-13	@ DEN	Smith	Manning
11/22	W 33-3	@ SD	Smith	Rivers
11/29	W 30-22	BUF	Smith	Taylor
12/6	W 34-20	@ OAK	Smith	Carr
12/13	W 10-3	SD	Smith	Rivers
12/20	W 34-14	@ BAL	Smith	Clausen
12/27	W 17-13	CLE	Smith	Manziel
1/3/16	W 23-17	OAK	Smith	Carr
AFC Wild Card Playoff Game				
1/9	W 30-0	@ HOU	Smith	Hoyer
AFC Divisional Playoff Game				
1/16	L 20-27	@ NE	Smith	Brady
	Home	Road	Neutral	Overall
Smith	5-2	5-3 (1-1)	1-0	11-5 (1-1)

2016 (12-4)

Date	Result	Opp.	Chiefs QB	Opp. QB
9/11	W 33-27	SD	Smith	Rivers
9/18	L 12-19	@ HOU	Smith	Oswieiler
9/25	W 24-3	NYJ	Smith	Fitzpatrick
10/2	L 14-43	@ PIT	Smith	Roethlisberger
10/16	W 26-10	@ OAK	Smith	Carr
10/23	W 27-21	NO	Smith	Brees
10/30	W 30-14	IND	Smith	Luck
11/6	W 19-14	JAX	Foles	Bortles
11/13	W 20-17	@ CAR	Smith	Newton
11/20	L 19-17	TB	Smith	Winston
11/27	W 30-27	@ DEN	Smith	Siemian
12/4	W 29-28	@ ATL	Smith	Ryan
12/8	W 21-13	OAK	Smith	Carr
12/18	L 17-19	TEN	Smith	Mariota
12/25	W 33-10	DEN	Smith	Siemian
1/1/17	W 37-27	SD	Smith	Rivers
AFC Divisional Playoff Game				
1/15/17	L 18-16	PIT	Smith	Roethlisberger
	Home	Road	Neutral	Overall
Smith	5-2	6-2	0-0	11-4 (0-1)

2017 (10-6)

Date	Result	Opp.	Chiefs QB	Opp. QB
9/7	W 42-27	@ NE	Smith	Brady
9/17	W 27-20	PHI	Smith	Wentz
9/24	W 24-10	@ LAC	Smith	Rivers
10/2	W 29-20	WAS	Smith	Cousins
10/8	W 42-34	@ HOU	Smith	Watson
10/15	L 13-19	PIT	Smith	Roethlisberger
10/19	L 30-31	@ OAK	Smith	Carr
10/30	W 29-19	DEN	Smith	Siemian
11/5	L 17-28	@ DAL	Smith	Prescott
11/19	L 9-12	@ NYG	Smith	Manning
11/26	L 10-16	BUF	Smith	Taylor
12/3	L 31-38	@ NYJ	Smith	McCown
12/10	W 26-15	OAK	Smith	Carr
12/16	W 30-13	LAC	Smith	Rivers
12/24	W 29-13	MIA	Smith	Cutler
12/31	W 27-34	@ DEN	Mahomes	Lynch
	Home	Road	Neutral	Overall
Smith	6-2	3-4	0-0	9-6
Mahomes	0-0	1-0	0-0	1-0

KEY

Replacement Games
(Postseason Record)

* Overtime
** Double Overtime

ALL-TIME DRAFTS



Boldface Indicates an Eventual Regular Starter

2018

1	To Buffalo in 2017 Patrick Mahomes trade		
2	LB Breeland Speaks	46	Mississippi
3a	DT Derrick Nnadi	75	Florida State
3b	LB Dorian O'Daniel	100	Clemson
4	S Armani Watts	124	Texas A&M
6a	CB Tremon Smith	196	Central Arkansas
6b	OL Kahlil McKenzie	198	Tennessee

Traded the No. 54 pick and a third-round pick (No. 78, obtained from Redskins) to Bengals for the No. 46 pick (Speaks) and a third-round pick, 100th overall (O'Daniel). Traded the No. 86 pick and 122nd pick to Ravens for the No. 75 pick, obtained from Raiders (Nnadi). Traded a seventh-round pick (No. 233, obtained from Cardinals) and a seventh-round pick (No. 243, obtained from Titans) to Patriots for the No. 198 pick, obtained from Rams (McKenzie).

2017

1	QB Parick Mahomes II	10	Texas Tech
2	DL Tanoh Kpassagnon	59	Villanova
3	RB Kareem Hunt	86	Toledo
4	WR Jehu Chesson	139	Michigan
5	LB Ukeme Eligwe	183	Georgia Southern
6	DB Leon McQuay III	218	USC

Traded its first-round pick (27th overall), a third-round pick (91st overall) and a 2018 first-round pick to Buffalo in exchange for a first-round pick (Mahomes). Traded its third-round compensatory selection (104th overall), its fourth-round pick (86th overall) and its final pick in the seventh-round (245th overall) for a third-round pick (Hunt). Obtained the 183rd pick (Eligwe) from New England in TE James O'Shaughnessy trade. Traded two fifth-round picks (170 and 180 overall) for a fourth-round pick (Chesson).

2016

1	To San Francisco in first-round trade.		
2	DL Chris Jones	37	Mississippi State
3	CB KeiVarae Russell	74	Notre Dame
4a	OL Parker Ehinger	105	Cincinnati
4b	DB Eric Murray	106	Minnesota
4c	WR Demarcus Robinson	126	Florida
5a	QB Kevin Hogan	162	Stanford
5b	RB Tyreek Hill	165	West Alabama
6a	DB D.J. White	178	Georgia Tech
6b	LB Dadi Nicolas	203	Virginia Tech

Sent its first-round pick (28th overall) to San Francisco in exchange for a second-round pick (Jones), fourth-round pick (Ehinger) and a sixth-round pick (White). Also sent its sixth-round pick (249th overall) as part of the trade. Obtained a third-round pick (Russell) and fourth-round pick (Murray) from Tampa Bay in exchange for a second-round pick (59th overall).

2015

1	CB Marcus Peters	18	Washington
2	C Mitch Morse	49	Missouri
3a	WR Chris Conley	76	Georgia
3b	CB Steven Nelson	98	Oregon State
4	LB Ramik Wilson	118	Georgia
5a	LB D.J. Alexander	172	Oregon State
5b	TE James O'Shaughnessy	173	Illinois State
6	DL Rakeem Nunez-Roches	217	Southern Mississippi
7	WR Da'Ron Brown	233	Northern Illinois

Sent original third-round (80th overall) pick and sixth-round (193rd overall) pick to Minnesota in exchange for Minnesota's third round pick (Conley). Picks 3b (Nelson), 5a (Alexander), 5b (O'Shaughnessy) and 6 (Nunez-Roches) were compensatory selections for 2014 free agency losses.

2014

1	LB Dee Ford	23	Auburn
3	CB Phillip Gaines	87	Rice
4	RB/WR De'Anthony Thomas	124	Oregon
5	QB Aaron Murray	163	Georgia
6a	G Zach Fulton	193	Tennessee
6b	T Laurent Duvernay-Tardif	200	McGill

Sent a second-round selection (56th overall) to San Francisco in the 2013 QB Alex Smith trade. Obtained Dallas' sixth-round selection (Fulton) in the 2013 LB Edgar Jones trade. Sent seventh-round pick (238th overall) to Dallas as part of the 2013 Jones trade.

2013

1	T Eric Fisher	1	Central Michigan
3a	TE Travis Kelce	63	Cincinnati
3b	RB Knile Davis	96	Arkansas
4	LB Nico Johnson	99	Alabama
5	DB Sanders Commings	134	Georgia
6a	OL Eric Kush	170	California (Pa.)
6b	FB Braden Wilson	204	Kansas State
7	LB Mike Catapano	207	Princeton

Sent a second-round selection (34th overall) to San Francisco in the 2013 QB Alex Smith trade. Picks 3b (Davis) and 6b (Wilson) were compensatory selections for 2012 free agent losses.

2012

1	DT Dontari Poe	11	Memphis
2	OL Jeff Allen	44	Illinois
3	OL Donald Stephenson	74	Oklahoma
4	WR Devon Wylie	107	Fresno State
5	DB De'Quan Menzie	146	Alabama
6	RB Cyrus Gray	182	Texas A&M
7a	DT Jerome Long	218	San Diego State
7b	WR Junior Hemingway	238	Michigan

Obtained a seventh-round selection (Hemingway) from New England in the 2010 S Jarrad Page trade.

2011

1	WR Jonathan Baldwin	26	Pittsburgh
2	OL Rodney Hudson	55	Florida State
3a	LB Justin Houston	70	Georgia
3b	DB Allen Bailey	86	Miami
4	CB Jalil Brown	118	Colorado
5a	QB Ricky Stanzi	135	Iowa
5b	LB Gabe Miller	140	Oregon State
6	DL Jerrell Powe	199	Mississippi
7	FB Shane Bannon	223	Yale

Sent original first-round pick (21st overall) to Cleveland in exchange for Cleveland's first-round pick (Baldwin) and Cleveland's third-round pick (Houston). The first-round pick became the 26th overall when Baltimore passed on its selection. Obtained a fifth-round selection (Stanzi) from Tampa Bay in the 2010 DE Alex Magee trade. Obtained Detroit's fifth-round pick (Miller) via NFL ruling in favor of the Chiefs. Pick 6 (Powe) was a compensatory selection for 2010 free agent losses.

2010

1	S Eric Berry	5	Tennessee
2a	WR Dexter McCluster	36	Mississippi
2b	CB Javier Arenas	50	Alabama
3a	G/C Jon Asamoah	68	Illinois
3b	TE Tony Moeaki	93	Iowa
4	To Houston in third-round trade.		
5a	DB Kendrick Lewis	136	Mississippi
5b	LB Cameron Sheffield	142	Troy
6	To Miami in 2009 C/G Andy Alleman and G/T Ikechuku Nduke trade.		
7	To Miami in 2009 seventh-round trade.		



Obtained a second-round selection (Arenas) from Atlanta in the 2009 TE Tony Gonzalez trade. Obtained Houston's third-round selection (Moeaki) in exchange for the Chiefs fourth (102nd overall) and fifth-round (144th overall) selections. Obtained a fifth-round selection (Sheffield) from Miami in the 2009 QB Tyler Thigpen trade. Obtained Carolina's fifth-round selection (144th overall) in the 2009 DT Tank Tyler trade. Sent a sixth-round selection (173rd overall) to Miami in the 2009 trade for C/G Andy Alleman and G/T Ikechukwu Ndukwe. Sent a seventh-round selection (212th overall) to Miami in exchange for Miami's seventh-round pick (O'Connell) in 2009.

2009

1	DE	Tyson Jackson	3	Louisiana State
2		To New England in 2009 QB Matt Cassel/LB Mike Vrabel trade.		
3	DE	Alex Magee	67	Purdue
4	S/CB	Donald Washington	102	Ohio State
5	T	Colin Brown	139	Missouri
6	WR	Quinten Lawrence	175	McNeese State
7a	RB	Javaris Williams	212	Tennessee State
7b	TE	Jake O'Connell	237	Miami (OH)
7c	K	Ryan Succop	256	South Carolina

Sent a second-round selection (34th overall) to New England in the 2009 QB Matt Cassel/LB Mike Vrabel trade. Obtained Miami's seventh-round selection (O'Connell) in exchange for the Chiefs seventh-round pick in 2010. Miami obtained that selection in a trade with Carolina. Pick 7c (Succop) was a compensatory selection for 2008 free agent losses.

2008

1a	DT	Glenn Dorsey	5	Louisiana State
1b	T	Branden Albert	15	Virginia
2	CB	Brandon Flowers	35	Virginia Tech
3a	RB	Jamaal Charles	73	Texas
3b	TE	Brad Cottam	76	Tennessee
3c	S	DaJuan Morgan	82	North Carolina St.
4	WR	Will Franklin	105	Missouri
5	CB	Brandon Carr	140	Grand Valley St.
6a	T	Barry Richardson	170	Clemson
6b	WR	Kevin Robinson	182	Utah St.
7a	DE	Brian Johnston	210	Gradner-Webb
7b	TE	Michael Merritt	239	Central Florida

Obtained Minnesota's first-round selection (17th overall), two third-round selections (Charles & Morgan) and a sixth-round selection (Robinson) in the 2008 DE Jared Allen trade. Sent a sixth-round selection (187th overall) to Minnesota in the 2008 DE Jared Allen trade, a pick that was acquired in the 2007 RB Michael Bennett trade. Obtained Detroit's first-round selection (Albert) and Detroit's third-round pick (Cottam) in exchange for first-round pick (17th overall) obtained in 2008 DT Jared Allen trade, original third-round pick (66th overall) and a fifth-round pick (136th overall) that was obtained from Miami in the 2007 QB Trent Green trade. Acquired the N.Y. Giants seventh-round selection (Merritt) in the 2007 K Lawrence Tynes trade.

2007

1	WR	Dwayne Bowe	23	Louisiana State
2	DE	Turk McBride	54	Tennessee
3a	DT	Tank Tyler	82	North Carolina St.
3b		To St. Louis in 2007 WR Dante Hall trade.		
4		To New Orleans in 2006 RB Michael Bennett trade.		
5a	RB	Kolby Smith	148	Louisville
5b	K	Justin Medlock	160	UCLA
6	T	Herb Taylor	196	TCU
7	TE	Michael Allan	231	Whitworth

Obtained St. Louis' third-round selection (Tyler) and fifth-round selection (Smith) in the 2007 WR Dante Hall trade in exchange for Hall and the Chiefs third-round pick (84th overall). Sent a fourth-round pick (123rd overall) to New Orleans in the 2006 RB Michael Bennett trade.

2006

1	DE	Tamba Hali	20	Penn State
2	S	Bernard Pollard	54	Purdue
3	QB	Brodie Croyle	85	Alabama
4		To N.Y. Jets in compensation for Herm Edwards.		

5	CB	Marcus Maxey	154	Miami (Fla.)
6a	G	Tre Stallings	186	Mississippi
6b	WR	Jeff Webb	190	San Diego State
7	S	Jarrad Page	228	UCLA

Sent fourth-round pick (117th overall) to the N.Y. Jets in compensation for head coach Herm Edwards. Obtained Dallas' sixth-round pick (Stallings) in the 2005 LB Scott Fujita trade.

2005

1	LB	Derrick Johnson	15	Texas
2		To Miami in 2005 CB Patrick Surtain trade.		
3a		To Philadelphia in 2004 T John Welbourn trade.		
3b	P	Dustin Colquitt	99	Tennessee
4	WR	Craphonso Thorpe	116	Florida State
5a	LB	Boomer Grigsby	138	Illinois State
5b		To Tennessee in 2005 DE Carlos Hall trade.		
5c	CB	Alphonso Hodge	147	Miami (Ohio)
6a	T	Will Svitek	187	Stanford
6b	DE	Khari Long	199	Baylor
7a	QB	James Kilian	229	Tulsa
7b	T	Jeremy Parquet	238	Southern Miss.

Obtained CB Patrick Surtain and a fifth-round pick (Grigsby) in exchange for the Chiefs second-round pick (46th overall) and a fifth-round selection (162nd overall). Sent original third-round pick (77th overall) to Philadelphia in 2004 T John Welbourn trade. Pick 3b (Colquitt) was a compensatory selection for 2004 free agent losses. Sent original fifth-round pick (150th overall) to Tennessee in 2005 DE Carlos Hall trade. Obtained a fifth-round selection (Hodge) in 2004 trade with Detroit. Obtained a fifth-round pick (162nd overall) and a sixth-round pick (Long) from Green Bay in 2004 DE R-Kal Truluck trade. Subsequently sent that fifth-round pick to Miami in 2005 CB Patrick Surtain trade. Obtained a seventh-round pick (Parquet) from Green Bay in 2003 CB Derek Combs trade.

2004

1		To Detroit in first-round trade.		
2a	DT	Junior Siavii	36	Oregon
2b	TE	Kris Wilson	61	Pittsburgh
3	LB	Keyaron Fox	93	Georgia Tech
4a	WR	Samie Parker	105	Oregon
4b	DE	Jared Allen	126	Idaho State
5		To Philadelphia in 2004 T John Welbourn trade.		
6	WR	Jeris McIntyre	195	Auburn
7	T	Kevin Sampson	231	Syracuse

Obtained Detroit's second-round pick (Siavii), fourth-round pick (Parker) and a fifth-round pick in 2005 in exchange for the Chiefs first-round pick (30th overall). Sent fifth-round pick (162nd overall) and a third-round pick in 2005 to Philadelphia in 2004 T John Welbourn trade.

2003

1	RB	Larry Johnson	27	Penn State
2	LB	Kawika Mitchell	47	South Florida
3a		To New Orleans in 2002 T Willie Roaf trade.		
3b	CB	Julian Battle	92	Tennessee
4	T	Brett Williams	113	Florida State
5	T	Jordan Black	153	Notre Dame
6	DE	Jimmy Wilkerson	189	Oklahoma
7a	DT	Montique Sharpe	230	Wake Forest
7b	S	Willie Pile	252	Virginia Tech

Obtained Pittsburgh's first-round pick (Johnson), third-round pick (Battle) and sixth-round pick (200th overall - subsequently traded to the N.Y. Jets) in exchange for the Chiefs first-round pick (16th overall). Sent original third-round pick (78th overall) to New Orleans in 2002 T Willie Roaf trade. Sent fifth-round pick (150th overall) and sixth-round pick (200th overall) to the N.Y. Jets in exchange for New York's fifth-round pick (Black) and sixth-round pick (Wilkerson). Sent original sixth-round pick (186th overall) to Dallas in 2002 first-round trade. Pick 7b (Pile) was a compensatory selection for 2002 free agent losses.

2002

1	DT	Ryan Sims	6	North Carolina
2	DT	Eddie Freeman	43	Ala. - Birmingham
3a		To Dallas in first-round trade.		
3b		To St. Louis in compensation for Dick Vermeil.		

4 FB Omar Easy 107 Penn State
 5 LB **Scott Fujita** 143 **California**
 6 To St. Louis in 2001 QB Joe Germaine trade.
 7 LB Maurice Rodriguez 221 Fresno State
 Obtained Dallas' first-round pick (Sims) in exchange for the Chiefs first-round pick (8th overall), third-round pick (75th overall) and a sixth-round pick in 2003. Obtained a third-round pick (84th overall) from Washington in compensation for Marty Schottenheimer, subsequently sent to St. Louis in compensation for Dick Vermeil. Sent sixth-round pick (183rd overall) to St. Louis in 2001 QB Joe Germaine trade.

2001

1 To St. Louis in 2001 QB Trent Green trade.
 2 To St. Louis in compensation for Dick Vermeil.
 3a DT **Eric Downing** 75 **Syracuse**
 3b WR **Marvin Minnis** 77 **Florida State**
 4a LB Monty Beisel 107 Kansas State
 4b FB George Layne 108 TCU
 5a TE Billy Baber 141 Virginia
 5b RB Derrick Blaylock 150 Stephen F. Austin
 6 G Alex Sulfsted 176 Miami (Ohio)
 7a S **Shaunard Harts** 212 **Boise State**
 7b DT Terdell Sands 243 UT - Chattanooga
 Obtained QB Trent Green and St. Louis' fifth-round pick (Blaylock) in exchange for the Chiefs first-round pick (12th overall). Sent second-round pick (42nd overall) to St. Louis in compensation for head coach Dick Vermeil. Obtained third-round pick (Minnis) from Washington in compensation for Marty Schottenheimer. Obtained a fourth-round pick (Layne) from Jacksonville in 2000 G Brenden Stai trade. Pick 7b (Sands) was a compensatory pick for 2000 free agent losses.

2000

1 WR **Sylvester Morris** 21 **Jackson State**
 2 CB William Barteel 54 Oklahoma
 3 S **Greg Wesley** 85 **Ark. - Pine Bluff**
 4 RB Frank Moreau 115 Louisville
 5a RB/KR Dante Hall 153 Texas A&M
 5b CB **Pat Dennis** 162 **Louisiana - Monroe**
 6a T Darnell Alford 188 Boston College
 6b To St. Louis in '99 TE Mitch Jacoby trade.
 7 WR/KR Desmond Kitchings 208 Furman
 Pick 5b (Dennis) was a compensatory pick for '99 free agent losses. Obtained Miami's sixth-round pick (Alford) in a '99 trade. Sent original sixth-round pick (189th overall) to St. Louis in '99 TE Mitch Jacoby trade. Obtained New Orleans' seventh-round draft choice (Kitchings) as compensation for coach Ron Zook, while New Orleans obtained Kansas City's original seventh-round pick (228th overall).

1999

1 T **John Tait** 14 **BYU**
 2 RB Mike Cloud 54 Boston College
 3a LB Gary Stills 75 West Virginia
 3b S/LB Larry Atkins 84 UCLA
 4 WR Larry Parker 108 USC
 5 To Chicago in '98 RB Bam Morris trade.
 6 To Tampa Bay in '98 S Melvin Johnson trade.
 7 G Eric King 220 Richmond
 Obtained Miami's second-round pick (Cloud), a third-round pick (Atkins) and a 2000 sixth-round pick for the Chiefs second-round pick (43rd overall).

1998

1 T **Victor Riley** 27 **Auburn**
 2 To Oakland in compensation for restricted free agent DT Chester McGlockton.
 3 RB Rashaan Shehee 88 Washington
 4 LB Greg Favors 120 Mississippi State
 5a CB Robert Williams 128 North Carolina
 5b To Green Bay in '97 LB Wayne Simmons trade.
 6 DT **Derrick Ransom** 181 **Cincinnati**
 6a CB **Eric Warfield** 216 **Nebraska**
 7b FB Ernest Blackwell 224 Missouri
 Obtained Chicago's fifth-round pick (Williams) in '97 WR Chris Penn trade. Sent original fifth-round pick (150th overall) to Green Bay in '97 LB Wayne Simmons trade.

Pick 7b (Blackwell) was a compensatory pick for '97 free agent losses.

1997

1 TE **Tony Gonzalez** 13 **California**
 2 WR Kevin Lockett 47 Kansas State
 3 To Houston in first-round trade.
 4 QB Pat Barnes 110 California
 5a To Miami in '96 K Pete Stoyanovich trade.
 5b RB June Henley 163 Kansas
 6a To Houston in first-round trade.
 6b WR Isaac Byrd 195 Kansas
 7a To Pittsburgh in '97 DT Brentson Buckner trade.
 7b T Nate Parks 214 Stanford
 Obtained Houston's first-round pick (Gonzalez) and fourth-round pick (Barnes) in exchange for the Chiefs first-round (18th overall), third-round (81st overall), fourth-round (116th overall) and sixth-round picks (181st overall). Pick 5b (June Henley) and pick 6b (Byrd) were compensatory picks for '96 free agent losses.

1996

1 S **Jerome Woods** 28 **Memphis**
 2 S **Reggie Tongue** 58 **Oregon State**
 3a DT **John Browning** 68 **West Virginia**
 3b To Detroit in '94 S William White trade.
 4 LB **Donnie Edwards** 98 **UCLA**
 5 WR Joe Horn 135 Itawamba J.C.
 6a WR Dietrich Jells 176 Pittsburgh
 6b To Philadelphia in '95 WR Victor Bailey trade.
 7a C Ben Lynch 211 California
 7b C Jeff Smith 241 Tennessee
 7c DB/KR Darrell Williams 245 Tennessee St.
 Obtained New England's third-round pick (Browning) in exchange for the Chiefs '95 fourth-round pick. Obtained Miami's fourth-round pick (Edwards) and a '97 seventh-round pick for the Chiefs two '96 fourth-round picks (113th overall) and (125th overall). Obtained Arizona's fifth-round pick (Horn) for the Chiefs two '96 fifth-round picks (161st overall) and (162nd overall). Originally obtained Green Bay's fifth-round pick (161st overall) in '95 G/T Lindsay Knapp trade. Obtained Carolina's sixth-round pick (Jells) in exchange for the Chiefs '95 sixth-round pick. Obtained Pittsburgh's seventh-round pick (Lynch) in '95 TE Tracy Greene trade. Pick 7c (Williams) was a compensatory pick for '95 free agent losses.

1995

1 T Trezelle Jenkins 31 Michigan
 2 To Philadelphia in '95 WR Victor Bailey trade.
 3a WR **Tamarick Vanover** 81 **Florida State**
 3b LB Troy Dumas 97 Nebraska
 4a To San Francisco in '94 QB Steve Bono trade.
 4b QB Steve Stenstrom 134 Stanford
 5a DT Mike Pelton 155 Auburn
 5b LB Jerrott Willard 164 California
 6a DT Bryan Proby 202 Arizona State
 6b DT/G **Tom Barndt** 207 **Pittsburgh**
 7 To Tampa Bay in '93 CB Darren Anderson trade.
 Obtained Jacksonville's first-round pick (Jenkins), third-round pick (Dumas), fourth-round pick (Stenstrom) and a '96 fourth-round pick for the Chiefs original first-round pick (19th overall). The fourth-round pick obtained from Philadelphia in second-round Victor Bailey trade was subsequently sent to New England for its highest third-round selection in '96. Pick 5b (Willard), 6a (Proby), and 6b (Barndt) were compensatory picks for '94 free agent losses. The sixth-round pick obtained from Jacksonville in first-round trade was subsequently sent to Carolina for its highest sixth-round pick in '96.

1994

1 RB **Greg Hill** 25 **Texas A&M**
 2 RB **Donnell Bennett** 58 **Miami (Fla.)**
 3a WR **Lake Dawson** 92 **Notre Dame**
 3b WR **Chris Penn** 96 **Tulsa**
 4 S Bracy Walker 127 North Carolina
 5a CB James Burton 151 Fresno State
 5b DT Rob Waldrop 156 Arizona
 6 RB Anthony Daigle 185 Fresno State

7a QB Steve Matthews 199 Memphis State
 7b TE Tracy Greene 219 Grambling
 Obtained San Francisco's third-round pick (Penn) in '93 QB Joe Montana trade. Obtained Minnesota's fifth-round pick (Burton) in '93 RB Barry Word trade. Obtained L.A. Rams seventh-round pick (Matthews) in '93 LB Chris Martin trade.

1993

1 To San Francisco in '93 QB Joe Montana trade.
 2 Used in '92 supplemental draft to select DE Darren Mickell from Florida.
 3 **G Will Shields 74 Nebraska**
 4 LB Jaime Fields 103 Washington
 5 G/T Lindsay Knapp 130 Notre Dame
 6 RB Darius Turner 159 Washington
 7 WR Danan Hughes 186 Iowa
 8 To Phoenix in '93 CB Jay Taylor trade.
 Obtained QB Joe Montana, S David Whitmore and San Francisco's '94 third-round pick in exchange for the Chiefs first-round pick (18th overall).

1992

1 **CB Dale Carter 20 Tennessee**
 2 QB Matt Blundin 40 Virginia
 3 To Dallas in second-round trade.
 4 DT Mike Evans 101 Michigan
 5 To Tampa Bay in '91 LB Ervin Randle trade.
 6 WR Tony Smith 159 Notre Dame
 7 LB Erick Anderson 186 Michigan
 8 G/C Jim Jennings 213 San Diego State
 9 C Jay Leeuwenburg 244 Colorado
 10 G Jerry Ostroski 271 Tulsa
 11 DE Doug Rigby 298 Wyoming
 12 DB Corey Williams 325 Oklahoma State
 Obtained Dallas' second-round pick (Blundin) in exchange for the Chiefs second-round (47th overall) and third-round picks (74th overall).

1991

1 RB Harvey Williams 21 Louisiana State
 2 T Joe Valerio 50 Pennsylvania
 3 **WR Tim Barnett 77 Jackson State**
 4 To Dallas in '89 QB Steve Pelluer trade.
 5 **S Charles Mincy 133 Washington**
 6 CB Darrell Malone 162 Jacksonville State
 7 CB Bernard Ellison 189 Nevada
 8 T Tom Dohring 218 Michigan
 9 P/K Robbie Keen 244 California
 10 DB Eric Ramsey 273 Auburn
 11 WR Bobby Olive 300 Ohio State
 12 G/T Ron Shipley 329 New Mexico

1990

1 **LB Percy Snow 13 Michigan State**
 2 **C Tim Grunhard 40 Notre Dame**
 3 To Dallas in '89 QB Steve Pelluer trade.
 4 WR Fred Jones 96 Grambling
 5a **T Derrick Graham 124 Appalachian State**
 5b DT Ken Hackemack 127 Texas
 6 DT Tom Sims 152 Pittsburgh
 7 **G Dave Szott 180 Penn State**
 8 To Buffalo in '88 DE Art Still trade.
 9 RB Michael Owens 235 Syracuse
 10 LB Craig Hudson 263 Wisconsin
 11 RB Ernest Thompson 291 Georgia Southern
 12 WR Tony Jeffery 318 San Jose State
 Obtained Buffalo's fifth-round pick (Hackemack) in '88 DE Art Still trade.

1989

1 **LB Derrick Thomas 4 Alabama**
 2 QB Mike Elkins 32 Wake Forest
 3 WR Naz Worthen 60 North Carolina St.
 4 CB Stan Petry 88 TCU
 5 To Cleveland in '89 LB Mike Junkin trade.
 6 **WR Robb Thomas 143 Oregon State**
 7 LB Ron Sancho 171 Louisiana State
 8a RB Bryan Tobey 199 Grambling
 8b RB Todd McNair 220 Temple
 9 S Jack Phillips 227 Alcorn State

10 LB Rob McGovern 255 Holy Cross
 11 CB Marcus Turner 283 UCLA
 12 **RB Bill Jones 311 SW Texas State**
 Obtained Buffalo's eighth-round pick (McNair) in '88 DE Art Still trade.

1988

1 **DE Neil Smith 2 Nebraska**
 2 To Detroit in first-round trade.
 3 **DB Kevin Porter 59 Auburn**
 4a To Tampa Bay in '88 QB Steve DeBerg trade.
 4b WR J.R. Ambrose 96 Mississippi
 5 To New Orleans in '87 LB Jack Del Rio trade.
 6 RB James Saxon 139 San Jose State
 7 LB Troy Stedman 171 Washburn
 8 **TE Alfredo Roberts 197 Miami (Fla.)**
 9 WR Azizuddin Abdur-Ra'ooof 224 Maryland
 10 RB Kenny Gamble 251 Colgate
 11 QB Danny McManus 282 Florida State
 12 To Buffalo in '87 CB Charles Rome's trade.
 Obtained Detroit's first-round pick (Smith) in exchange for the Chiefs first-round pick (3rd overall) and second-round pick (29th overall). Obtained QB Steve DeBerg from Tampa Bay in exchange for S Mark Robinson and the Chiefs fourth-round pick (86th overall). Obtained Pittsburgh's fourth-round selection (Ambrose) in '88 QB Todd Blackledge trade.

1987

1 **RB Paul Palmer 19 Temple**
 2 **RB Christian Okoye 35 Azusa Pacific**
 3 LB Todd Howard 73 Texas A&M
 4 To Houston in second-round trade.
 5a WR/KR Kitrick Taylor 128 Washington State
 6 To Houston in '86 RB Larry Moriarity trade.
 7 QB Doug Hudson 186 Nicholls State
 8a To Miami in fifth-round trade.
 8b RB/KR Michael Clemons 218 William & Mary
 9 DE Randy Watts 244 Catawba
 10 RB James Evans 271 Southern
 11 WR/KR Craig Richardson 298 Eastern Wash.
 12 LB Bruce Holmes 325 Minnesota
 Obtained Houston's second-round pick (Okoye) in exchange for the Chiefs second-round (46th overall) and fourth-round (105th overall) picks. Obtained Miami's fifth-round pick (Taylor) in exchange for the Chiefs fifth-round (132nd overall) and eighth-round (212th overall) picks. Obtained New England's eighth-round pick (Clemons) in '86 TE Willie Scott trade.

1986

1 T Brian Jozwiak 7 West Virginia
 2 **LB Dino Hackett 35 Appalachian State**
 3 **DE Leonard Griffin 63 Grambling**
 4a **C Tom Baugh 87 Southern Illinois**
 4b WR Chas Fox 90 Furman
 5 To San Diego in '83 C Bob Rush trade.
 6a RB Kent Hagood 141 South Carolina
 6b To Washington in '86 C Rick Donnalley trade.
 7 To Cleveland in '86 RB Boyce Green trade.
 8a **P Lewis Colbert 196 Auburn**
 8b To Buffalo in eighth-round transaction.
 9 NT/DE Gary Baldinger 229 Wake Forest
 10 NT Isaac Readon 257 Hampton Institute
 11 **LB Aaron Pearson 285 Mississippi State**
 12 To Buffalo in eighth-round transaction.
 Obtained Houston's fourth-round pick (Baugh). Obtained Washington's sixth-round pick (Hagood). Obtained Buffalo's eighth-round pick (Colbert) in exchange for eighth-round (202nd overall) and 12th-round picks (313th overall).

1985

1 RB Ethan Horton 15 North Carolina
 2 **TE Jonathan Hayes 41 Iowa**
 3 To San Diego in '83 C Bob Rush trade.
 4 **G Bob Olderman 99 Virginia**
 5a **RB Bruce King 126 Purdue**
 5b To Houston in '85 DE Bob Hamm trade.
 6a CB John Bostic 149 Bethune-Cookman
 6b To Houston in '85 DE Bob Hamm trade.
 7a To Dallas.

7b	DE	Vincent Thomson	180	Missouri Western
7c	G	Dave Heffernan	183	Miami (Fla.)
7d		To Washington for sixth-round choice in '86.		
8	WR	Ira Hillary	210	USC
9	S	Mike Armentrout	237	SW Missouri St.
10	RB	Jeff Smith	267	Nebraska
11	C	Chris Jackson	293	Southern Methodist
12	C	Harper LeBel	321	Colorado State

Obtained L.A. Rams fifth-round pick (subsequently traded to Houston) in '83 QB Steve Fuller trade. Obtained Philadelphia's sixth-round pick (Bostic) in '83 TE Al Dixon trade. Obtained N.Y. Jets seventh-round pick (subsequently traded to Dallas) in '85 LB Charles Jackson trade. Obtained San Diego's seventh-round pick (Thomson) in '84 RB Jewerl Thomas trade. Obtained St. Louis' seventh-round pick (subsequently traded to Washington) in '84 LB Thomas Barber trade.

1984 USFL SUPPLEMENTAL

1	T	Mark Adickes	5	Baylor
		(L.A. Express)		
2	CB	Lupe Sanchez	34	UCLA
		(Arizona Wranglers)		
3	CB	Garcia Lane	61	Ohio State
		(Philadelphia Stars)		

1984

1a	NT	Bill Maas	5	Pittsburgh
1b	T	John Alt	21	Iowa
2	LB	Scott Radecic	34	Penn State
3	RB	Herman Heard	61	So. Colorado
4	S	Mark Robinson	90	Penn State
5a	DE	Eric Holle	117	Texas
5b	LB	Jeff Paine	134	Texas A&M
6	WR	Rufus Stevens	146	Grambling
7	CB	Kevin Ross	173	Temple
8	S	Randy Clark	202	Florida
9a	G/T	Scott Auer	229	Michigan State
9b	TE	Dave Hestera	240	Colorado
10	LB	Al Wenglikowski	258	Pittsburgh
11	RB	Bobby Johnson	285	San Jose State
12	LB	Mark Lang	314	Texas

Obtained the L.A. Rams first-round (Alt) and fifth-round picks (Paine) in '84 CB Gary Green trade. Obtained Green Bay's ninth-round pick (Hestera) in '83 T Charlie Getty trade.

1983

1	QB	Todd Blackledge	7	Penn State
2	T	David Lutz	34	Georgia Tech
3	CB	Albert Lewis	61	Grambling
4	TE	Ron Wetzel	92	Arizona State
5	P	Jim Arnold	119	Vanderbilt
6	T	Ellis Gardner	146	Georgia Tech
7a	RB	Ken Thomas	173	San Jose State
7b	RB	Daryl Posey	179	Mississippi Coll.
8	T	Irv Eatman	204	UCLA
9	C	Adam Lingner	231	Illinois
10	NT	Mark Shumate	257	Wisconsin
11	DE	Dwayne Jackson	284	South Carolina St.
12	OT	Kenny Jones	315	Tennessee

Obtained CB Lucious Smith, RB Jewerl Thomas and L.A. Rams fifth-round pick in '85 in exchange for QB Steve Fuller and CB Eric Harris. Obtained New Orleans' seventh-round pick (Posey) in '82 LB Whitney Paul trade.

1982

1	WR	Anthony Hancock	11	Tennessee
2	LB	Calvin Daniels	46	North Carolina
3		To St. Louis in first-round trade.		
4a	LB	Louis Haynes	100	North Texas State
4b	LB	Stuart Anderson	104	Virginia
5	RB	Del Thompson	130	Texas - El Paso
6	S	Durwood Roquemore	157	Texas A&I
7	NT	Greg Smith	184	Kansas
8	WR	Case deBruijn	214	Idaho State
9	T	Lyndie Byford	241	Oklahoma
10	WR	Larry Brodsky	268	Miami (Fla.)
11	CB	Bob Carter	297	Arizona
12	S	Mike Miller	324	SW Texas State

Obtained St. Louis' first-round pick (Hancock) in exchange for the Chiefs first-round (16th overall) and third-round picks (73rd overall). Obtained Denver's fourth-round pick (Anderson) in '81 RB Tony Reed trade.

1981

1	TE	Willie Scott	14	South Carolina
2	RB	Joe Delaney	41	NW Louisiana
3a	TE	Marvin Harvey	70	So. Mississippi
3b	T	Roger Taylor	75	Oklahoma State
3c	DB	Lloyd Burruss	78	Maryland
4	WR	Ron Washington	97	Arizona State
5	T/C	Todd Thomas	124	North Dakota
6	NT	Dock Luckie	153	Florida
7	RB	Billy Jackson	180	Alabama
8	WR	David Dorn	206	Rutgers
9	DB	Tony Vereen	237	SE Louisiana
10	G	Les Studdard	262	Texas
11	DE	Frank Case	289	Penn State
12	QB	Bob Gagliano	319	Utah State

Obtained Denver's third-round pick (Taylor) in '81 RB Tony Reed trade. Obtained L.A. Rams third-round pick (Burruss) in '80 TE Walter White trade.

1980

1	G	Brad Budde	11	USC
2		To Houston in '79 QB Steve Fuller trade.		
3	RB	James Hadnot	66	Texas Tech
4	LB	Dave Klug	94	Concordia
5a	WR	Carlos Carson	114	Louisiana State
5b	DE	Dan Pensick	115	Nebraska
5c		To Detroit in '80 C Larry Tearry trade.		
6a	WR	Bubba Garcia	147	Texas-El Paso
6b	RB	Larry Heater	164	Arizona
7		To L.A. Rams in '80 TE Walter White trade.		
8	LB	Sam Stepney	203	Boston University
9a		To Detroit in '80 C Larry Tearry trade.		
9b	WR	Tom Donovan	230	Penn State
10	T	Rob Martinovich	261	Notre Dame
11	NT	Dale Markham	287	North Dakota
12	LB	Mike Brewington	314	East Carolina

Obtained Baltimore's fifth-round pick (Carson) in exchange for RB Mark Bailey. Obtained St. Louis' fifth-round pick (Pensick). Obtained L.A. Rams sixth-round pick (Heater) and a third-round pick in '81 in exchange for TE Walter White and a seventh-round pick (176th overall).

1979

1a	DE	Mike Bell	2	Colorado State
1b	QB	Steve Fuller	23	Clemson
2		To Houston in first-round trade.		
3		To L.A. Rams in '79 NT Stan Johnson trade.		
4	LB	Frank Manumaleuga	85	San Jose State
5	RB	Earl Grant	112	Missouri
6	WR	Robert Gaines	140	Washington
7	DE	Ken Kremer	167	Ball State
8a	RB	Mike Williams	195	New Mexico
8b	G	Robert Brewer	218	Temple
9a	TE	James Folston	222	Cameron State
9b	T	Joe Robinson	229	Ohio State
10a	LB	Michael DuPree	251	Florida
10b	S	Gerald Jackson	260	Mississippi State
10c	WR	Larry Willis	268	Alcorn State
11	WR	Stan Rome	277	Clemson
12	RB	Michael Forrest	305	Arkansas

Obtained Houston's first-round pick (Fuller) in exchange for the Chiefs second-round (31st overall) and an '80 second-round picks. Obtained St. Louis' eighth-round pick (Brewer) in '79 LB Jimbo Elrod trade. Obtained New Orleans' ninth-round pick (Robinson) in '78 DT Keith Simmons trade. Obtained Washington's 10th-round pick (Jackson).

1978

1	DE	Art Still	2	Kentucky
2	DT/DE	Sylvester Hicks	29	Tennessee
3	LB	Gary Spani	58	Kansas State
4a	LB	Danny Johnson	85	Tennessee State
4b	QB	Pete Woods	104	Missouri

5a	WR	Jerrold McRae	112	Tennessee State
5b	DT	Dwight Carey	118	Texas - Arlington
5c	WR/KR	Robert Woods	134	Grambling
6		To Chicago in fourth-round trade.		
7a	DB	Ricky Odom	168	USC
7b	WR	Bill Kellar	184	Stanford
8	RB	John Henry White	195	Louisiana Tech
9	T	Larry Brown	224	Miami (Fla.)
10	DE/DT	Earl Bryant	251	Jackson State
11	S	Ray Milo	280	New Mexico State
12	C	Willie Brock	307	Colorado

Obtained Chicago's fourth-round pick (P. Woods) in exchange for the Chiefs fifth-round (131st overall) and sixth-round picks (139th overall). Obtained Philadelphia's fifth-round pick (Carey) in '77 DT Cliff Frazier trade. Obtained Baltimore's fifth-round pick (R. Woods) in '78 LB Willie Lanier trade. Obtained Washington's seventh-round pick (Kellar).

1977

1	CB	Gary Green	10	Baylor
2	RB	Tony Reed	37	Colorado
3	LB	Thomas Howard	67	Texas Tech
4a	RB	Mark Bailey	92	Cal St. Long Beach
4b	TE	Tony Samuels	94	Bethune-Cookman
4c	G	Darius Helton	95	N. Carolina Central
4d	DB	Eric Harris	104	Memphis St.
5		To Pittsburgh in '76 RB Tommy Reamon trade.		
6a	DE	Rick Burleson	150	Texas
6b	RB	Andre Herrera	167	Southern Illinois
7	S	Chris Golub	177	Kansas
8a	LB	Ron Olsonoski	204	Saint Thomas
8b	WR	Waddell Smith	215	Kansas
9a	DE	Derrick Glanton	226	Bishop
9b	T	Dave Green	234	New Mexico
10	QB	Mark Vitali	261	Purdue
11	WR	Maurice Mitchell	288	Northern Michigan
12	LB	Raymond Burks	318	UCLA

Obtained Philadelphia's fourth-round pick (Bailey) and a '78 fifth-round pick in '77 DT Cliff Frazier trade. Obtained Houston's fourth-round pick (Helton) in '75 WR Elmo Wright trade. Obtained Washington's fourth-round pick (Harris) in '74 T Jim Tyrer trade. Obtained Chicago's sixth-round pick (Herrera) in '77 RB Tommy Reamon trade. Obtained Washington's eighth-round pick (Smith) in '76 DE John Matuszak trade. Obtained Buffalo's ninth-round pick (Glanton) in '75 DB Doug Jones trade.

1976

1	G	Rod Walters	14	Iowa
2	DT	Cliff Frazier	41	UCLA
3a	DT	Keith Simons	63	Minnesota
3b		To Green Bay in '75 RB MacArthur Lane trade.		
3c	S	Gary Barbaro	74	Nicholls State
3d	WR	Henry Marshall	79	Missouri
4		To Cincinnati in '75 LB Ken Avery trade.		
5a	DT	Willie Lee	137	Bethune-Cookman
5b	LB	Jimbo Elrod	144	Oklahoma
6a	CB	Steve Taylor	166	Kansas
6b	LB	Bob Gregolunas	167	Northern Illinois
6c	T	Calvin Harper	172	Illinois State
7	RB	Rod Wellington	196	Iowa
8	C	Orrin Olsen	222	BYU
9	CB	Tim Collier	249	East Texas State
10	DE	Whitney Paul	277	Colorado
11	TE	Bob Squires	304	Hastings
12	WR	Harold Porter	331	SW Louisiana
13	QB	Joe Bruner	361	NE Louisiana
14	T	Rick Thurman	388	Texas
15	LB	Dave Rozumek	415	New Hampshire
16	DB/P	Dennis Anderson	445	Arizona
17	RB	Pat McNeil	472	Baylor

Obtained San Francisco's third-round pick (Simons) and G Randy Beiser in '75 CB Nate Allen trade. Obtained Green Bay's third-round pick (Barbaro) in '74 QB Dean Carlson trade. Obtained Houston's third-round pick (Marshall) in '75 DE John Matuszak trade. Obtained Houston's fifth-round pick (Elrod), sixth-round pick (Taylor) and a '77 fourth-round pick in '75 WR Elmo Wright trade. Obtained Washington's

sixth-round pick (Harper) in '74 T Jim Tyrer trade.

1975

1		To Houston in '74 DE John Matuszak trade.		
2	TE	Elmore Stephens	34	Kentucky
3	DT	Cornelius Walker	59	Rice
4		To Denver in '74 LB Tom Graham trade.		
5		To Los Angeles in '74 T Jim Nicholson trade.		
6a	RB	Morris LaGrand	137	Tampa
6b	DE	Dave Wasick	139	San Jose State
7		To Houston in '74 RB Bill Thomas trade.		
8a		To Pittsburgh in '74 WR Barry Pearson trade.		
8b	T	Wayne Hoffman	189	Oklahoma
9		To Cleveland in '74 DE Bob Briggs trade.		
10		To Denver in '74 T Tom Drougas trade.		
11	G	Dale Hegland	268	Minnesota
12	RB	James Rackley	293	Florida A&M
13	LB	John Snider	318	Stanford
14	G	Gene Moshler	346	Vanderbilt
15		To Pittsburgh in '74 DT Tom Keating trade.		
16	DE	Mark Petersen	396	Illinois
17	S	Mike Bulino	424	Pittsburgh

Obtained DE John Matuszak in exchange for DT Curley Culp and the Chiefs first-round pick (sixth overall). Obtained San Francisco's sixth-round pick (Wasick) in '74 WR Robert West trade. Obtained Washington's eighth-round (Hoffman), '76 sixth-round and '77 fourth-round picks in '74 T Jim Tyrer trade. Obtained T Tom Drougas and LB Tom Graham in exchange for the Chiefs 10th-round pick (240th overall).

1974

1	RB	Woody Green	16	Arizona State
2	T	Charlie Getty	41	Penn State
3	QB	Dave Jaynes	66	Kansas
4	T	Matt Herkenhoff	94	Minnesota
5		To N.Y. Giants in '73 G/T Wayne Walton trade.		
6a	RB	Jay Washington	131	Clemson
6b		To Washington.		
7	DE	LeRoy Hegge	172	S. Dakota (Springfield)
8		To N.Y. Jets in '73 DE Gerry Philbin trade.		
9	RB	J.J. Jennings	222	Rutgers
10	G	Tom Condon	250	Boston College
11	RB	Bob Thornbladh	275	Michigan
12	WR	Carl Brown	300	West Texas State
13	LB	Norm Romagnoli	328	Kentucky State
14	G	Frank Pomarico	353	Notre Dame
15	LB	Lem Burnham	378	U.S. International
16	G	Barry Beers	405	William & Mary
17	KR	Dave Langner	431	Auburn

Obtained New Orleans' sixth-round pick (Washington).

1973

1		To Chicago in '72 DT George Seals trade.		
2a	TE	Gary Butler	27	Rice
2b		To Los Angeles in '73 RB Willie Ellison trade.		
3a		To Baltimore in '73 WR Eldridge Dickey trade.		
3b	T/G	Paul Krause	72	Central Michigan
4a	DE	John Lohmeyer	89	Emporia State
4b		To Los Angeles in '73 QB Pete Beathard trade.		
5	DE	Fred Grambau	120	Michigan
6	DB	Doug Jones	145	San Fernando Valley St.
7	C	Donn Smith	173	Purdue
8	LB	Al Palewicz	197	Miami (Fla.)
9	G	Bill Story	223	Southern Illinois
10	CB	Willie Osley	251	Illinois
11		Choice nullified.		
12	DT	Tom Ramsey	301	Northern Arizona
13	CB	Paul Mettallo	329	Massachusetts
14	WR	Albert White	354	Fort Valley State
15		To Buffalo for previous considerations.		
16	LB	Wilbur Grooms	407	Tampa
17	DE/TE	Clayton Korver	431	SMU

Obtained Houston's second-round pick (Butler). Obtained RB Willie Ellison and CB Bob Stein in exchange for the Chiefs second-round pick. Obtained Cleveland's third-round pick (Krause) in '72 WR Frank Pitts trade. Obtained Minnesota's fourth-round pick (Lohmeyer) in '73 K Mike Eisheid trade.

1972

1	RB	Jeff Kinney	23	Nebraska
2		To New England for previous considerations.		
3		To Houston in '71 TE Willie Frazier trade.		
4a	WR	Andy Hamilton	97	Louisiana State
4b		To New Orleans in consideration of Charles Williams.		
5	DE/LB	Milton Davis	127	Texas - Arlington
6	DE	John Kahler	153	Long Beach State
7	QB	Dean Carlson	179	Iowa State
8	G	Scott Mahoney	205	Colorado
9	DT	Dave Taylor	231	Weber State
10	T	Richard Ruppert	257	Hawaii
11	T	Elbert Walker	283	Wisconsin
12	DT	Mike Williams	309	Oregon
13	DB	Tyler Hellams	335	South Carolina
14	LB	Dave Chaney	360	San Jose State
15	DB	Larry Marshall	387	Md-Eastern Shore
16	DE	Bob Johnson	413	Hanover
17	LB	Ted Washington	439	Miss. Valley St.

Obtained Cleveland's fourth-round pick (Hamilton) and a '73 third-round pick in '72 WR Frank Pitts trade.

1971

1	WR	Elmo Wright	16	Houston
2a	DT	Wilbur Young	39	William Penn
2b	DE	Scott Lewis	42	Grambling
3		To Cleveland in '70 DE Marvin Upshaw trade.		
4	TE	David Robinson	94	Jacksonville State
5	RB	Mike Adamle	120	Northwestern
6	CB	Kerry Reardon	146	Iowa
7		To New Orleans in '71 RB Jim Otis trade.		
8a	S	Mike Sensibaugh	191	Ohio State
8b	S	Rick Telander	198	Northwestern
9	T	Alvin Hawes	224	Minnesota
10	WR	Bruce Jankowski	250	Ohio State
11	CB	Nate Allen	276	Texas Southern
12	RB	Tony Esposito	302	Pittsburgh
13	QB	Chuck Hixson	328	SMU
14	DE	Bruce Bergey	354	UCLA
15	CB/S	Mike Montgomery	380	SW Texas State
16	G	Darrell Jansonius	406	Iowa State
17	DB	+Travis Hill	432	Prairie View A&M

Obtained San Diego's second-round pick (Young) in '70 RB Mike Garrett trade. Obtained Denver's eighth-round pick (Sensibaugh).

1970

1	T	Sid Smith	26	USC
2	LB	Clyde Werner	52	Washington
3a	DE	Billy Bob Barnett	61	Texas A&M
3b	CB	David Hadley	78	Alcorn A&M
4		To Cincinnati in '69 RB Warren McVea trade.		
5	C	Mike Oriard	130	Notre Dame
6	DT/DE	Robert Hews	156	Princeton
7	WR	Clyde Glosson	182	Texas - El Paso
8a	CB	Fred Barry	193	Boston University
8b		To Denver in '69 T Walt Barnes trade.		
9	T	Charley Evans	234	Texas Tech
10	G	Bob Stankovich	259	Arkansas
11	RB	Bill O'Neal	285	Grambling
12	G	Rodney Fedorchak	312	Pittsburgh
13	DE	Troy Patridge	338	Texas - Arlington
14	RB	Glen Dumont	364	Amer. International
15	DB	Bob Liggett	390	Nebraska
16	LB	Randy Ross	416	Kansas State
17	S	Rayford Jenkins	442	Alcorn A&M

Obtained San Francisco's third-round pick (Barnett) in '69 KR Noland Smith trade. Obtained Denver's eighth-round pick (Barry) in '69 T Walt Barnes trade.

1969

1	CB	Jim Marsalis	23	Tennessee State
2	RB	Ed Podolak	48	Iowa
3	TE	Morris Stroud	76	Clark (Ga.)
4a		To Denver in '68 DT Curley Culp trade.		
4b	C	Jack Rudnay	101	Northwestern
5	LB	Bob Stein	126	Minnesota

6	RB	John Pleasant	155	Alabama State
7	WR	Tom Nettles	179	San Diego State
8a	T	Clanton King	204	Purdue
8b	DB	Maurice LeBlanc	206	Louisiana State
9	G	Dan Klepper	231	Nebraska - Omaha
10	DT	John Sponheimer	257	Cornell
11	DE	Skip Wupper	282	C.W. Post
12	LB	John Lavin	309	Notre Dame
13	G	Rick Piland	335	Virginia Tech
14	CB	Al Bream	360	Iowa
15	T	Leland Winston	388	Rice
16	CB	Uriel Johnson	413	Prairie View
17	CB	Ralph Jenkins	438	Tuskegee

Obtained Boston's fourth-round pick (subsequently traded to Denver). Obtained Oakland's eighth-round pick (LeBlanc).

1968

1a	G	Maurice (Mo) Moorman	19	Texas A&M
1b	G	George Daney	22	Texas-El Paso
2	QB	Mike Livingston	48	SMU
3		To Denver in '68 RB Wendell Hayes trade.		
4a	TE	Mickey McCarty	90	TCU
4b		To Denver in '68 RB Wendell Hayes trade.		
5		To Buffalo in '68 G Remi Prudhomme trade.		
6		To Cincinnati in '68 NFL Expansion Draft.		
7	DB	Sam Grezaffi	184	Louisiana State
8	C	Lindon Endsley	213	North Texas State
9	LB	Wayne (Mac) McClure	239	Mississippi
10	WR	Jack Gehrke	265	Utah
11	DE	Tom Nosewicz	294	Tulane
12	DB	Bobby Johns	320	Alabama
13	WR	Jim Kavanagh	346	Boston College
14	RB	Robert Holmes	375	Southern
15	C	Bill Chambliss	401	Miami (Fla.)
16	T	Pat Talburt	427	SW Missouri State
17	RB	Wesley Williams	456	Texas Southern

Obtained Houston's first-round pick (Daney), QB Jacky Lee and DT Ernie Ladd in exchange for QB Pete Beathard. Obtained RB Wendell Hayes and DB Goldie Sellers in exchange for the Chiefs third and fourth-round picks. Obtained Buffalo's fourth-round pick (McCarty).

1967

1	DT	Gene Trosch	24	Miami
2a	LB	Jim Lynch	47	Notre Dame
2b	LB	Willie Lanier	50	Morgan State
3	TE	Billy Masters	77	Louisiana State
4	G	Ron Zwernemann	104	East Texas State
5		To Buffalo for previous considerations.		
6	KR	Noland Smith	156	Tennessee State
7	C	Richard Erickson	183	Wisconsin - Stout
8	T	Thomas Altmeier	209	Luther
9	DT	Ed Pope	235	Jackson State
10		To Houston in '66 C Wayne Frazier trade.		
11	G	William Braswell	286	Auburn
12a	G	Richard Kolowski	303	Lake Forest
12b	WR	Kent Lashley	313	Oklahoma
13	RB	Linwood Simmons	339	Edward Waters
14	DT	John Bishop	365	Delta State
15	FB	Denny Capponi	391	Xavier
16	HB	Charlie Noggle	417	North Carolina St.
17	WR	David Lattin	443	Texas Western

Obtained Boston's second-round pick (Lynch). Obtained San Diego's 12th-round pick (Kolowski).

1966

1	DE	Aaron Brown		Minnesota
2	T	Francis Peay		Missouri
3	T	Walt Barnes		Nebraska
4	HB	Elijah Gipson		Bethune - Cookman
5	G	Doug Van Horn		Ohio State
6	C	John Osmond		Tulsa
7	K	Charles Gogolak		Princeton
8	DB	Fletcher Smith		Tennessee State
9	E/DB	Dick Smith		Northwestern
10	DB	Fred Dawson		South Carolina St.
11	DB	Willie Ray Smith		Kansas
12	DB	Bill Bonds		McMurry
13	E/K	Wayne Walker		NW Louisiana
14	FB	Charles Harraway		San Jose State

15	G	Bruce Van Dyke	Missouri
16	FB	Tom Barington	Ohio State
17	FB	Walt Garrison	Oklahoma State
18	DB	Hal Seymour	Florida
19	E	Bob Dunlevy	West Virginia
20	RB	Mike Garrett	USC

1966 REDSHIRTS

1	E/DB	George Youngblood	Cal St. Los Angeles
2	T	Robert Pickens	Nebraska
3	K	Jan Stenerud	Montana State
4	HB	Dan Berry	California
5	LB	Lynn Senkbell	Nebraska
6	DB	Dick Reding	NW Louisiana
7	T	Bill Ogle	Stanford
8	DB	Mel Myricks	Washburn
9	DT	Perry Parks	Cal St. Los Angeles
10	K	Elmer Collett	Cal St. SF
11	T	Denis Moore	USC

1965

1	RB	Gale Sayers	5	Kansas
2a	G	Jack Chapple	13	Stanford
2b	LB	Ron Caveness	16	Arkansas
3	FB	Mike Curtis	21	Duke
4a	WR	Otis Taylor	29	Prairie View A&M
4b	WR	Frank Pitts	32	Southern
5	HB	Smith Reed	37	Alcorn State
6	DB	Mickey Sutton	45	Auburn
7a	WR	Gloster Richardson	49	Jackson St.
7b	DB/K	Lou Bobich	53	Michigan State
8	QB/K	Danny Thomas	61	SMU
9	C	Joe Cerne	69	Northwestern
10	DB	Bob Howard	77	Stanford
11	T	Al Piriano	85	Wisconsin
12	LB	Mike Cox	93	Iowa State
13	DB/E	Robert Bonds	101	San Jose State
14	DB	Fred Dotson	109	Wiley
15	G	Dave Powless	117	Illinois
16	T	Stan Irvine	125	Colorado
17	LB	Don Croftcheck	133	Indiana
18	TE	Jerry Smith	141	Arizona State
19	C	Mike Alford	149	Auburn
20	HB	Bill Symons	157	Colorado

Obtained Buffalo's second-round pick (Caveness). Obtained Buffalo's fourth-round pick (Pitts). Obtained Houston's seventh-round pick (Richardson).

1965 REDSHIRTS

1	DT	Alphonse Dotson	Grambling
2	DT	Frank Cornish	Grambling
3	HB	Henry Carr	Arizona State
4	T	Steve Cox	South Carolina
5	E	John Thomas	Southern California
6	G	John Wilbur	Stanford
7	HB	Bill Moore	Mississippi State
8	DB	Roosevelt Ellerbe	Iowa State
9	HB	Bruce McLenna	Hillsdale
10	E	Chuck Drulis	Duke
11	E	Bill Scott	NE Oklahoma
12	HB	Lonnie Price	SW Louisiana

1964

1	QB	Pete Beathard	2	USC
2	E	Billy Martin	10	Georgia Tech
3	T	Ken Kortas	18	Louisville
4	T	Ed Lothamer	26	Michigan State
5		To Buffalo.		
6a	DB	Duke Carlisle	42	Texas
6b	RB	Joe Don Looney	44	Oklahoma
7	E	John Simon	50	Notre Dame
8	WR	Hal Bedsole	58	USC
9	T	Tony DiMidio	66	West Chester State
10a	E	Clay Stephens	73	Notre Dame
10b		To San Diego.		
11	LB	Tommy Crutcher	82	Texas Christian
12a		To Buffalo.		
12b	E	Jake Adams	93	Virginia Tech
13a	C	Orville Hudson	98	East Texas St.

13b	HB	Jay Wilkinson	102	Duke
14	HB	*Paul Costa	106	Notre Dame
15	FB	*Jim Snowden	114	Notre Dame
16	QB	*Roger Staubach	122	Navy
17	T	Jack Peterson	130	Nebraska - Omaha
18	T	*Jerry Knoll	138	Washington
19	E	*Jerry Lamb	146	Arkansas
20a	E	*Sandy Sands	153	Texas
20b	HB	*Bob Hohn	154	Nebraska
21	T	*Bob Burrows	162	East Texas State
22	T	*Dick Evers	170	Colorado State
23	E	*Bud Abell	178	Missouri
24	T	*Robert Young	186	Austin
25	T	*Jerry McClurg	194	Colorado
26	HB	*Phil Zera	202	St. Joseph's (IN)

Obtained Buffalo's sixth-round pick (Carlisle). Obtained Denver's 10th-round pick (Stephens). Obtained Boston's 12th-round pick (Adams) in '63 T Gerry DeLucca trade. Obtained Houston's 13th-round pick (Hudson). Obtained Denver's 20th-round pick (Hohn).

1963

1a	DT	Buck Buchanan	1	Grambling
1b	G	Ed Budde	8	Michigan State
2	T	Walter Rock	16	Maryland
3	T	Don Brumm	24	Purdue
4	G	Daryl Sanders	32	Ohio State
5	E	John Campbell	40	Minnesota
6		To Buffalo.		
7	LB	Bobby Bell	56	Minnesota
8	HB	John Sklopan	64	Southern Miss.
9	E	Jan Barrett	72	Fresno State
10	T	Curt Farrier	80	Montana State
11a	RB	Lindy Infante	81	Florida
11b	P/FB	Jerrel Wilson	88	Southern Miss.
12		To New York.		
13	G	Dennis Ward	104	Oklahoma
14a	HB	Stone Johnson	105	Grambling
14b	HB	*Jim (Preacher) Pilot	112	New Mexico State
15	HB	*Joe Auer	120	Georgia Tech
16	E	*Mel Profit	128	UCLA
17	QB	Billy Moore	136	Arkansas
18	T	Bill Freeman	144	Southern Miss.
19		To Denver.		
20	T	*Lowell Vaught	160	SW Louisiana
21	T	*Ernie Boghetti	168	Pittsburgh
22	T	*John Maczuzak	176	Pittsburgh
23	HB	Bob Yaksick	184	Rutgers
24	T	Dave Hill	192	Auburn
25	LB	*John Hughes	200	SMU
26	C	*Tumley Todd	208	Virginia
27	E	*Billy Clay	216	Arkansas
28	E	*Gordon Scarborough	224	East Texas State
29	HB	*John Sisk	232	Miami (FL)

Obtained Oakland's first-round pick (Buchanan) in '62 QB Cotton Davidson trade. Obtained Oakland's 11th-round selection (Infante). Infante was subsequently traded to Buffalo in exchange for RB Ronnie Goodwin (11th-round pick - Buffalo). G Dennis Ward was subsequently traded to Houston. Obtained Oakland's 14th-round pick (Johnson).

1962

1	HB	Ronnie Bull	3	Baylor
2	E	Bill Miller	11	Miami (Fla.)
3	QB	Eddie Wilson	19	Arizona
4a	T	Charles Hinton	27	N. Carolina Central
4b	C	Irv Goode	28	Kentucky
5	T	Bobby Plummer	35	TCU
6	T	Al Hinton	43	Iowa
7		To San Diego.		
8	T	Larry Bowie	59	Purdue
9	T	Marshall Shirk	67	UCLA
10	HB	James Saxton	75	Texas
11a	QB	Bobby Hunt	81	Auburn
11b	T	Guy Reese	83	SMU
12	HB	Bobby Lee Thompson	91	Arizona
13		To Buffalo.		
14	G	*Bookie Bolin	107	Mississippi
15	E	*Dave Graham	115	Virginia

16	E	Pettis Norman	123	Johnson C. Smith
17	E/K	Tommy Brooker	131	Alabama
18	T	Joe Carollo	139	Notre Dame
19	HB	Lee Welch	147	Mississippi State
20	G	Mike Samcheski	155	Lehigh
21	T	<i>*Kent Martin</i>	<i>163</i>	<i>Wake Forest</i>
22	T	<i>Jim Bernhardt</i>	<i>171</i>	<i>Linfield (Ore.)</i>
23	T	<i>Russ Foret</i>	<i>179</i>	<i>Georgia Tech</i>
24	QB	Pat Trammell	187	Alabama
25	E	John Burrell	195	Rice
26	QB	<i>*Walt Rappold</i>	<i>203</i>	<i>Duke</i>
27	HB	<i>*Scott Tyler</i>	<i>211</i>	<i>Miami (Ohio)</i>
28	T	<i>*Jim Thrush</i>	<i>219</i>	<i>Xavier</i>
29	HB	<i>*Ed Ryan</i>	<i>227</i>	<i>Michigan State</i>
30	HB	<i>*Don Goodman</i>	<i>235</i>	<i>Florida</i>
31	T	<i>*Eueristo Nino</i>	<i>243</i>	<i>East Texas State</i>
32	HB	<i>*Joel Arrington</i>	<i>251</i>	<i>Duke</i>
33	HB	<i>*Jack Wilson</i>	<i>259</i>	<i>Duke</i>
34	C	<i>*Rodger Shoals</i>	<i>267</i>	<i>Maryland</i>

Obtained Buffalo's fourth-round pick (Hinton). Obtained E Bill Hull (fifth-round pick - Boston) in a post-draft trade. Obtained QB Bobby Ply (fifth-round pick - N.Y. Titans) in a post-draft trade. Obtained Oakland's 11th-round pick (Hunt).

1961				
1	LB	E.J. Holub	Texas Tech	
2	DT	Bob Lilly	TCU	
3	T	Jim Tyrer	Ohio State	
4	E	Claude Mooman	Duke	
5	DT	Jerry Mays	SMU	
6		To Los Angeles.		
7	TE	Fred Arbanas	Michigan State	
8	T	John O'Day	Miami	
9	T	Dick Mills	Pittsburgh	
10	E	Jerry Daniels	Mississippi	
11	HB	Marvin Tibbetts	Georgia Tech	
12	HB	Paul Hynes	Louisiana Tech	
13	HB	Glynn Gregory	SMU	
14	RB	*Curtis McClinton	Kansas	
15a	T	Ed Nutting	Georgia Tech	
15b	G	Roy Lee Rambo	Texas Christian	
16	E	Aaron Thomas	Oregon State	
17	HB	Jarrell Williams	Arkansas	
18	RB	Ron Hartline	Oklahoma	
19	HB	Frank Jackson	SMU	
20	E	<i>*Bob Lane</i>	<i>Baylor</i>	
21	QB	<i>*Dick Thornton</i>	<i>Northwestern</i>	
22	HB	Ed Sharockman	Pittsburgh	
23	T	<i>*Lou Zivkovich</i>	<i>New Mexico State</i>	
24	G	Pat Dye	Georgia	
25	QB	Ray Ramsey	Adams State	
26	HB	Danny House	Davidson	
27	QB	Bob Schloredt	Washington	
28	G	Bill Stine	Michigan	
29	RB	<i>*Lonnie Caddell</i>	<i>Rice</i>	
30	E	<i>Cedric Price</i>	<i>Kansas State</i>	

Obtained Boston's 15th-round pick (Nutting).

1960		
(First Selections)		
E	Jack Atcheson	Western Illinois
T	George Boone	Kentucky
E	Chris Burford	Stanford
T	Earl Ray Butler	North Carolina
E	Gail Cogdill	Washington State
HB	James Crotty	Notre Dame
T	Gary Ferguson	SMU
C	Tom Glynn	Boston College
T	Gene Gossage	Northwestern
T	Jim Heineke	Wisconsin
T/G	William Jerry	South Carolina
T	John Kapele	Brigham Young
RB	Louis Kelley	New Mexico State
T/G	Gilmer Lewis	Oklahoma
T/G	John Malmberg	Knox College
C	Arvie Martin	Texas Christian
QB	Don Meredith	SMU
HB	Tom Moore	Vanderbilt
E	Ola Murchison	Pacific
C	Bob Nelson	Wisconsin
E	Jim Norton	Idaho
QB	Warren Rabb	Louisiana State
HB	Howard Ringwood	Brigham Young
HB	Johnny Robinson	Louisiana State
FB	John Saunders	South Carolina
FB	Glenn Shaw	Kentucky
HB	Gordon Speer	Rice
G	Jack Stone	Oregon
G	Marvin Terrell	Mississippi
G	Emery Turner	Purdue
E	Joe Vader	Kansas State
HB	Carroll Zaruba	Nebraska
(Second Selections)		
T/G	Grady Alderman	Detroit
T/G	Herman Alexander	Findlay (Ohio)
HB	Taz Anderson	Georgia Tech
T/G	Jim Beaver	Florida
T/G	*Bill Beck	Gustavus Adolphus
T/G	*Doug Pat Brown	Fresno State
HB	Gary Campbell	Whittier (Calif.)
QB	Vernon Cole	North Texas State
T/G	Toby Deese	Georgia Tech
T/G	Carl Dumbaid	West Virginia
C	Charles Elizay	Southern Mississippi
HB	Tom Gates	San Bernardino (Calif.)
HB	Austin Gonsoulin	Baylor
HB	Clark Holden	Southern California
T/G	DeWitt Hoopes	Northwestern
T/G	Don Leebern	Georgia
C	Bill Thompson	Georgia
E	Billy Trantum	Arkansas
E	Jim Vickers	Georgia
E	Larry Ward	Lamar Tech
HB	Paul Winslow	North Carolina Central

KEY

Italics Indicates Signed by Chiefs
** Indicates Future Choice + Pick Voided by League*
Bold Indicates An Eventual Regular Starter

CHIEFS ALL-TIME FIRST-ROUND DRAFT PICKS

Year	Pos.	Player	Pick #	Year	Pos.	Player	Pick #	Year	Pos.	Player	Pick #
2017	QB	Patrick Mahomes	10	1997	TE	Tony Gonzalez	13	1978	DE	Art Still	2
2016		Traded to San Francisco	28	1996	S	Jerome Woods	28	1977	CB	Gary Green	10
2015	CB	Marcus Peters	18	1995	T	Trezelle Jenkins	31	1976	G	Rod Walters	14
2014	LB	Dee Ford	23	1994	RB	Greg Hill	25	1975		Traded to Houston.	6
2013	T	Eric Fisher	1	1993		Traded to San Francisco.	18	1974	RB	Woody Green	16
2012	DT	Dontari Poe	11	1992	CB	Dale Carter	20	1973		Traded to Chicago.	17
2011	WR	Jonathan Baldwin	26	1991	RB	Harvey Williams	21	1972	RB	Jeff Kinney	23
2010	S	Eric Berry	5	1990	LB	Percy Snow	13	1971	WR	Elmo Wright	16
2009	DE	Tyson Jackson	3	1989	LB	Derrick Thomas	4	1970	T	Sid Smith	26
2008	DT	Glenn Dorsey	5	1988	DE	Neil Smith	2	1969	CB	Jim Marsalis	23
	T	Branden Albert	15	1987	RB	Paul Palmer	19	1968	G	Mo Moorman	19
2007	WR	Dwayne Bowe	23	1986	T	Brian Jozwiak	8		G	George Daney	22
2006	DE	Tamba Hall	20	1985	RB	Ethan Horton	15	1967	DT	Gene Trosch	24
2005	LB	Derrick Johnson	15	1984	NT	Bill Maas	5	1966	DE	Aaron Brown	--
2004		Traded to Detroit.	30		T	John Alt	21	1965	RB	Gale Sayers*	--
2003	RB	Larry Johnson	27	1983	QB	Todd Blackledge	7	1964	QB	Pete Beathard	2
2002	DT	Ryan Sims	6	1982	WR	Anthony Hancock	11	1963	DT	Buck Buchanan	1
2001		Traded to St. Louis.	12	1981	TE	Willie Scott	14		G	Ed Budde	8
2000	WR	Sylvester Morris	21	1980	G	Brad Budde	11	1962	HB	Ronnie Bull*	3
1999	T	John Tait	14	1979	DE	Mike Bell	2	1961	LB	E.J. Holub	--
1998	T	Victor Riley	27		QB	Steve Fuller	23	1960	QB	Don Meredith*	--

PLAYOFF HISTORY



PLAYOFF CAPSULE

NFL Championships	1 (1969)
AFL Championships	3 (1962, 1966, 1969)
AFL/AFC West Championships	11 (1962, 1966, 1968, 1971, 1993, 1995, 1997, 2003, 2010, 2016, 2017)
Total Playoff Games	27
All-Time Playoff Record	9-18
Years in Playoffs	21
Most Consecutive Playoff Appearances	6 (1990-95)

GAME-BY-GAME PLAYOFF RESULTS

DATE	OPPONENT	GAME	RESULT
12/23/62	Houston	1962 AFL Championship	W, 20-17 (OT)
1/1/67	Buffalo	1966 AFL Championship	W, 31-7
1/15/67	Green Bay	Super Bowl I	L, 10-35
12/22/68	Oakland	1968 AFL Divisional	L, 6-41
12/20/69	N.Y. Jets	1969 AFL Divisional	W, 13-6
1/4/70	Oakland	1969 AFL Championship	W, 17-7
1/11/70	Minnesota	Super Bowl IV	W, 23-7
12/25/71	Miami	1971 AFC Divisional	L, 24-27 (2 OT)
12/28/86	N.Y. Jets	1986 AFC Wild Card	L, 15-35
1/5/91	Miami	1990 AFC Wild Card	L, 16-17
12/28/91	L.A. Raiders	1991 AFC Wild Card	W, 10-6
1/5/92	Buffalo	1991 AFC Divisional	L, 14-37
1/2/93	San Diego	1992 AFC Wild Card	L, 0-17
1/8/94	Pittsburgh	1993 AFC Wild Card	W, 27-24 (OT)
1/16/94	Houston	1993 AFC Divisional	W, 28-20
1/23/94	Buffalo	1993 AFC Championship	L, 13-30
12/31/94	Miami	1994 AFC Wild Card	L, 17-27
1/7/96	Indianapolis	1995 AFC Divisional	L, 7-10
1/4/98	Denver	1997 AFC Divisional	L, 10-14
1/11/04	Indianapolis	2003 AFC Divisional	L, 31-38
1/6/07	Indianapolis	2006 AFC Wild Card	L, 8-23
1/9/11	Baltimore	2010 AFC Wild Card	L, 7-30
1/4/14	Indianapolis	2013 AFC Wild Card	L, 44-45
1/9/16	Houston	2015 AFC Wild Card	W, 30-0
1/16/16	New England	2015 AFC Divisional	L, 20-27
1/15/17	Pittsburgh	2016 AFC Divisional	L, 16-18
1/6/18	Tennessee	2017 AFC Wild Card	L, 21-22

*The Chiefs franchise was located in Dallas and known as the Texans from 1960-62.

RECORD vs. ALL PLAYOFF OPPONENTS

TEAM	RECORD	LAST MEETING	RESULT
Baltimore	0-1	2010 AFC Wild Card	L, 7-30
Buffalo	1-2	1993 AFC Championship	L, 13-30
Denver	0-1	1997 AFC Divisional	L, 10-14
Green Bay	0-1	Super Bowl I	L, 10-35
Houston/Tennessee	2-1	2017 AFC Wild Card	L, 21-22
Houston Texans	1-0	2015 AFC Wild Card	W, 30-0
Indianapolis	0-4	2013 AFC Wild Card	L, 44-45
Miami	0-3	1994 AFC Wild Card	L, 17-27
Minnesota	1-0	Super Bowl IV	W, 23-7
New England	0-1	2015 AFC Divisional	L, 20-27
N.Y. Jets	1-1	1986 AFC Wild Card	L, 15-35
*Oakland	2-1	1991 AFC Wild Card	W, 10-6
Pittsburgh	1-1	2016 AFC Divisional	L, 16-18
San Diego	0-1	1992 AFC Wild Card	L, 0-17

*Franchise located in Los Angeles from 1982-94.



PLAYOFF GAME SUMMARIES



1962 AFL CHAMPIONSHIP GAME

Texans 20, Oilers 17 (2 OT)

December 23, 1962 • Jeppesen Stadium • 37,981



DALLAS.....	3	14	0	0	0	3	—	20
HOUSTON.....	0	0	7	10	0	0	—	17

A contest that moved the infant American Football League into the national consciousness proved to be the first of three AFL titles for Hank Stram's charges as the Dallas Texans claimed a 20-17 double-overtime victory over the Houston Oilers. The game still ranks as the second-longest pro contest ever played, coming in at a lengthy 77:54, but is best remembered for RB Abner Haynes' choice to "kick to the clock" at the beginning of the initial overtime session.

Following second-place finishes in each of the league's first two seasons, the Texans ran away with the AFL West title in '62. Dallas (11-3) was then matched in this title bout with Houston (11-3), which had won the first two AFL titles in '60 and '61 over the Chargers.

The Texans grabbed the game's first break when LB E.J. Holub picked off QB/K George Blanda at the goal line and returned the ball 43 yards, sparking a drive that resulted in a 16-yard FG by K Tommy Brooker. Blanda would miss a 47-yard kick on the Oilers next possession and Haynes scored on a 28-yard pass from QB Len Dawson. An INT by CB Dave Grayson would set up Haynes' second TD of the half, this time on a two-yard run to give the Texans a 17-0 halftime advantage.

But the momentum quickly shifted to the Oilers in the second half. George Blanda — then a "young" 35 years old — passed 15 yards to TE Willard Dewveall for a touchdown and kicked a 31-yard field goal before RB Charley Tolar burst over from the one to tie the game at 17-17 in the fourth quarter. Houston had a shot to win the game late in regulation, but LB Sherrill Headrick blocked a 42-yard Blanda field goal to leave the score deadlocked.

The two teams then went into the first sudden death overtime in AFL annals. The Texans won the toss and Stram elected to kick off, maintaining his defense could hold the Oilers long enough for Dawson to get the ball in good field position. Herein came the famous "kick-to-the-clock" episode in which Texans captain Haynes inadvertently elected for his team to kick into the wind instead of having it as the consolation for not receiving the football.

Neither club mounted a serious challenge in the early stages of overtime, but as the fifth quarter was drawing to a close, DE Bill Hull intercepted a Blanda pass and returned it to midfield. Dawson passed to RB Jack Spikes for 10 yards. Spikes — the game's Most Valuable Player — then ran for 19 yards and the Texans were in field goal range.

At the 2:54 mark of the sixth quarter, Brooker kicked a 25-yard field goal to give the Texans a 20-17 victory and the American Football League championship. The game lasted 77 minutes and 54 seconds and would be the longest in pro football history until the Chiefs and Dolphins played over 82 minutes nearly a decade later in '71.

- TEXANS — Brooker, 16-yard FG.
- TEXANS — Haynes, 28-yard pass from Dawson (Brooker kick).
- TEXANS — Haynes, 2-yard run (Brooker kick).
- OILERS — Dewveall, 15-yard pass from Blanda (Blanda kick).
- OILERS — Blanda, 31-yard FG.
- OILERS — Tolar, 1-yard run (Blanda kick).
- TEXANS — Brooker, 25-yard FG.

Team Statistics	Oilers	Texans
First Downs	21	19
Total Net Yards	359	237
Rushes/Net Yards	30/98	54/199
Net Passing	261	38
Pass Attempts/Completions	46/23	14/9
Had Intercepted	5	0
Sacked/Yards Lost	0/0	6/50
Punts/Average	3/39.3	8/31.2
Penalties/Yards	6/50	6/42
Fumbles/Lost	0/0	2/1

RUSHING

- TEXANS — Spikes 11-77; McClinton 24-70; Haynes 14-26, TD; Dawson 5-26.
- OILERS — Tolar 15-78, TD; Cannon 11-37; Smith 2-3.

RECEIVING

- TEXANS — Haynes 3-45, TD; Spikes 2-24; Arbanas 2-21; McClinton 1-4; Bishop 1-(-6).
- OILERS — Dewveall 6-59, TD; Cannon 6-54; McLeod 5-70; Hennigan 3-37; Tolar 1-8; Smith 1-6; Jamison 1-(-9).

PASSING

- TEXANS — Dawson 9-14-88, 1 TD, 0 INTs.
- OILERS — Blanda 23-46-261, 1 TD, 5 INTs.

INTERCEPTIONS

- TEXANS — Robinson 2-50; Holub 1-43; Grayson 1-20; Hull 1-23.

- OILERS — None.

FIELD GOALS

- TEXANS — Brooker (16) 33WL (25).
- OILERS — Blanda 47WL (31).



RB Abner Haynes opts to "kick to the clock" in a double-OT thriller at Houston.

1962 AFL CHAMPIONS



Front Row: Bobby Yarborough - Equipment Manager, James Saxton, Eddie Wilson, Bobby Ply, Len Dawson, Bobby Hunt, Frank Jackson, Abner Haynes, Wayne Rudy - Trainer.


Second Row: Head Coach Hank Stram, Jack Spikes, Curtis McClinton, Smokey Stover, Johnny Robinson, Dave Grayson, Duane Wood, E.J. Holub, Walt Corey.

Third Row: Al Reynolds, Marvin Terrell, Curt Merz, Jon Gilliam, Sonny Bishop, Carl Larpernter, Sherrill Headrick, Ed Hughes - Assistant Coach.

Fourth Row: Lamar Hunt - Founder, Tom Catlin - Assistant Coach, Bob Ghilotti - Assistant Coach, Paul Rochester, Jerry Cornelison, Jerry Mays, Jim Tyrer, Charlie Diamond, Don Klosterman - Talent Scout, Bill Walsh - Assistant Coach.

Fifth Row: Jack Steadman - General Manager, Tommy Brooker, Bill Miller, Fred Arbanas, Bill Hull, Dick Davis, Mel Branch, Chris Burford.

1966 AFL CHAMPIONS



Front Row: Pete Beathard, Bobby Ply, Wendell Tucker, Len Dawson, Fletcher Smith, Emmitt Thomas, Bobby Hunt, Mike Garrett, Willie Mitchell, Bert Coan.

Second Row: Bobby Yarborough - Equipment Manager, Dr. Albert Miller, Fred Williamson, Frank Pitts, Jerry Lamb, Gloster Richardson, Curtis McClinton, Head Coach Hank Stram, Smokey Stover, Solomon Brannon, David Bonds, Johnny Robinson, Jerrel Wilson, Chuck Mills - Assistant Coach.

Third Row: Gene Thomas, Sandy Stephens, Elijah Gipsen, Kit Colvin, Bud Abell, E.J. Holub, Walt Corey, Andrew Rice, Al Reynolds, Dennis Biodrowski, Ron Calegari, Wayne Rudy - Trainer.

Fourth Row: Bob Watcher - Ticket/Stadium Manager, Bill Walsh - Assistant Coach, Curt Merz, Jon Gilliam, Wayne Frazier, Wayne Walker, Sherrill Headrick, Curt Farrier, Ed Budde, Tony DiMidio, Dave Hill, Jerry Mays, Tom Bettis - Assistant Coach, Tom Pratt - Assistant Coach.

Fifth Row: Jack Steadman - General Manager, Hatch Roshdahl, Jim Tyrer, Bobby Bell, Reg Carolan, Tommy Brooker, Ed Lothamer, Fred Arbanas, Chuck Hurston, Buck Buchanan, Aaron Brown, Chris Burford, Otis Taylor, Darrel "Pete" Brewster - Assistant Coach.



1966 AFL CHAMPIONSHIP GAME

Chiefs 31, Bills 7

January 1, 1967 • War Memorial Stadium • 42,080



KANSAS CITY..... 7 10 0 14 — 31
BUFFALO..... 7 0 0 0 — 7

With a berth in Super Bowl I as the prize, the Chiefs visited ancient War Memorial Stadium for a New Year's Day clash with the defending AFL champion Buffalo Bills. Kansas City's defense had stifled opponents all season long and didn't disappoint in this contest, forcing four turnovers, while limiting Buffalo to just nine first downs and 40 rushing yards as the Chiefs rolled to a 31-7 victory and their second AFL title.

The game, played in frigid, sub-freezing temperatures, produced its first break on the opening kickoff when P Jerrel Wilson recovered a fumble by DE Dudley Meredith on the Buffalo 31-yard line. Three plays later, QB Len Dawson found TE Fred Arbanas for a 29-yard touchdown, giving Kansas City an early 7-0 lead.

After the two teams exchanged punts, Buffalo tied the game in the opening period when All-Star QB Jack Kemp hit WR Elbert Dubenion on a 69-yard pass play to tie the score at 7-7. Few thought it would be the Bills last score of the day, but Kansas City would eventually outscore Buffalo 24-0 in the final three quarters.

While the Chiefs defense clamped down on the Bills, Dawson led the Kansas City offense to 10 second-quarter points. A 28-yard punt return by RB Mike Garrett set the Chiefs up at the Buffalo 45-yard line and six plays later the KC signal-caller found WR Otis Taylor for a 29-yard touchdown pass.

The game's decisive play then came just before halftime. Kemp had marched the Bills to the Chiefs eight-yard line, but was picked off at the goal line by S Johnny Robinson, who raced 72 yards with the interception before being brought down at the Buffalo 28-yard line. K Mike Mercer then hit a 32-yard FG with 0:03 left in the half to give the Chiefs a 17-7 lead heading into the locker room.

The third quarter proved to be a defensive tussle as the two teams each exchanged a pair of punts. Kansas City would get to the Buffalo 42-yard line late in the period, but a 49-yard kick by Mercer fell short leaving the score at 17-7 with 15 minutes remaining.

Kansas City then broke the game wide open as Garrett applied the coup de grace for the Chiefs, scoring on runs of one and 18 yards to make the count 31-7. A 47-yard Dawson pass to E Chris Burford set up Garrett's first TD which came on fourth-and-goal. Buffalo fumbled on its next offensive snap and S Bobby Hunt fell on the loose ball at the Bills 21. Three plays later Garrett started left and then reversed his field to get into the end zone for a second time.

Kemp couldn't move the Bills on their next possession and was picked off by CB Emmitt Thomas on Buffalo's final drive of the day as Kansas City won its second AFL title in four years and awaited the Green Bay Packers in Super Bowl I.

CHIEFS — Arbanas, 29-yard pass from Dawson (Mercer kick).
BILLS — Dubenion, 69-yard pass from Kemp (Lusteg kick).
CHIEFS — Taylor, 29-yard pass from Dawson (Mercer kick).
CHIEFS — Mercer, 32-yard FG.
CHIEFS — Garrett, 1-yard run (Mercer kick).
CHIEFS — Garrett, 18-yard run (Mercer kick).

Team Statistics	Bills	Chiefs
First Downs	9	14
Total Net Yards	255	277
Rushes/Net Yards	13/40	33/113
Net Passing	215	164
Pass Attempts/Completions	27/12	24/16
Had Intercepted	2	0
Times Sacked/Yards Lost	4/38	7/63
Punts/Average	8/39.3	6/42.3
Penalties/Yards	3/23	4/40
Fumbles/Lost	3/2	1/0

RUSHING

CHIEFS — Garrett 13-39, 2 TDs; McClinton 11-38; Dawson, 5-28; Coan 2-6; G. Thomas 2-2.
BILLS — Carlton 9-31; Burnett 3-6; Kemp 1-3.

RECEIVING

CHIEFS — Taylor 5-78, TD; Burford 4-76; Garrett 4-16; Arbanas 2-44, TD; McClinton 1-13.
BILLS — Burnett 6-127; Dubenion 2-79, TD; Bass 2-26; Crockett 1-16; Carlton 1-5.

PASSING


CHIEFS — Dawson 16-24-227, 2 TDs, 0 INTs.
BILLS — Kemp 12-27-253, 1 TD, 2 INTs.

INTERCEPTIONS

CHIEFS — Robinson 1-72; E. Thomas 1-26.
BILLS — None.

FIELD GOALS

CHIEFS — Mercer (32) 49S.
BILLS — None.



RB Mike Garrett's two TDs helped propel Kansas City to an AFL title and a berth in Super Bowl I.



SUPER BOWL I

Packers 35, Chiefs 10

January 15, 1967 • Los Angeles Memorial Coliseum • 63,036



KANSAS CITY 0 10 0 0 — 10
GREEN BAY 7 7 14 7 — 35

Representing themselves and the American Football League in the first championship match with the National Football League, the Chiefs played well for one half before bowing to the supremacy of the Green Bay Packers. Vince Lombardi's Packers — one of the great pro football teams of all time — won Super Bowl I by a 35-10 score. The Packers held a slim 14-10 advantage at the half before the game turned on one play in the third quarter.

Green Bay opened the scoring on its second possession when the game's Most Valuable Player, QB Bart Starr, passed 37 yards to TE Max McGee, who made a remarkable one-handed catch for a touchdown. McGee, who had caught just four passes during the regular season, became an unlikely hero for the Packers after starter Boyd Dowler was injured on the game's opening series. McGee finished the game with seven catches for 138 yards and two TDs.

Behind QB Len Dawson, the Chiefs marched into Green Bay territory on their next drive, but K Mike Mercer misfired on a 40-yard FG to leave the score 7-0 after one quarter. However, Kansas City would tie the game on its next possession after a 31-yard completion to WR Otis Taylor set up a seven-yard scoring pass to RB Curtis McClinton.

Green Bay would go right back on top when RB Jim Taylor scored from 14 yards out on the Packers vaunted sweep. Kansas City's next drive featured a 27-yard completion to E Chris Burford and culminated with a 31-yard Mercer FG as the Chiefs narrowed Green Bay's lead to a 14-10 margin.

The Chiefs momentum carried over to the third quarter as Kansas City moved to a first down on its initial possession. But then the game's key play — one that doomed the underdog Chiefs — unfolded when S Willie Wood intercepted a Dawson pass intended for TE Fred Arbanas at midfield. Wood returned it all the way to the Chiefs five-yard line, where RB Elijah Pitts ran for the first of his two touchdowns as Green Bay would establish a 21-10 lead.

The Packers defense forced Kansas City to punt on its next two possessions, setting up another Starr-to-McGee touchdown pass. That duo would connect on completions of 11 and 16 yards on a 10-play, 56-yard drive before McGee hauled in a 13-yard score to up the Packer advantage to 28-10.

Kansas City dodged a scoring threat when CB Willie Mitchell picked off a Starr pass at the Chiefs 11-yard line in the fourth quarter, but it would be Green Bay's only miscue of the day. The Packers defense would stifle the AFL Champions for the remainder of the game as the Chiefs crossed midfield just once in the fourth quarter.

A 37-yard pass to McGee would set up the Packers final score, a one-yard Pitts TD run. That score put the finishing touch on a 35-10 victory as Green Bay claimed the first of two straight Super Bowl titles, while Kansas City would have to wait until Super Bowl IV for redemption on football's biggest stage.

PACKERS — McGee, 37-yard pass from Starr (Chandler kick).
CHIEFS — McClinton, 7-yard pass from Dawson (Mercer kick).
PACKERS — Taylor, 14-yard run (Chandler kick).
CHIEFS — Mercer, 31-yard FG.
PACKERS — Pitts, 5-yard run (Chandler kick).
PACKERS — McGee, 13-yard pass from Starr (Chandler kick).
PACKERS — Pitts, 1-yard run (Chandler kick).

Team Statistics	Packers	Chiefs
First Downs	21	17
Total Net Yards	358	239
Rushes/Net Yards	33/130	19/72
Net Passing	228	167
Pass Attempts/Completions	24/16	32/17
Had Intercepted	1	1
Sacked/Yards Lost	3/22	6/61
Punts/Average	4/43.3	7/45.3
Penalties/Yards	4/40	4/26
Fumbles/Lost	1/0	1/0

RUSHING

CHIEFS — Dawson 3-24; Garrett 6-17; McClinton 6-16; Beathard 1-14; Coan 3-1.
PACKERS — Taylor 16-53, TD; Pitts 11-45, 2 TDs; Anderson 4-30; Grabowski 2-2.

RECEIVING

CHIEFS — Burford 4-67; Taylor 4-57; Garrett 3-28; McClinton 2-34, TD; Arbanas 2-30; Carolan 1-7; Coan 1-5.
PACKERS — McGee 7-138, 2 TDs; Dale 4-59; Fleming 2-22; Pitts 2-32.

PASSING

CHIEFS — Dawson 16-27-211, 1 TD, 1 INT; Beathard 1-5-17, 0 TDs, 0 INTs.
PACKERS — Starr 16-23-250, 2 TDs, 1 INT; Bratkowski 0-1-0, 0 TDs, 0 INTs.

INTERCEPTIONS

CHIEFS — Mitchell 1-0.
PACKERS — Wood 1-50.

FIELD GOALS

CHIEFS — Mercer 40WR (31).
PACKERS — None.



DT Buck Buchanan levels a hit on QB Bart Starr, who earned MVP honors in Super Bowl I.



1968 AFL DIVISIONAL PLAYOFF GAME

Raiders 41, Chiefs 6

December 22, 1968 • Oakland-Alameda County Coliseum • 54,444



KANSAS CITY.....	0	6	0	0	—	6
OAKLAND.....	21	7	0	13	—	41

Oakland jumped out to an early 21-0 lead and picked off QB Len Dawson four times, posting a convincing 41-6 victory in the initial postseason meeting between the Chiefs and Raiders. The two teams had both finished 12-2 and split a pair of regular season contests, setting up this playoff meeting for the right to advance to the AFL Championship Game.

The Chiefs defense had allowed a franchise-record 170 points during the regular season, but QB Daryle Lamonica and WR Fred Biletnikoff made play after play against Kansas City. Lamonica finished the day with 345 passing yards and five TD passes, the highest postseason totals ever amassed against Kansas City. Biletnikoff also had a record-setting day, registering 180 receiving yards and three scores, the best individual receiving day produced versus the Chiefs in the playoffs.

The Lamonica-Biletnikoff connection clicked early and often, accounting for three plays and 60 yards on Oakland's opening possession, including a 24-yard TD pass to put the Raiders ahead 7-0.

With the Chiefs backed up at their own two-yard line, P Jerrel Wilson's punt would go off the side of his foot, giving the Raiders the ball at the Kansas City 25-yard line. Three plays later, a 23-yard scoring grab by WR Warren Wells made the score 14-0. The two teams would exchange punts before Lamonica lofted a 44-yard aerial to Biletnikoff to make the score 21-0 at the end of the first quarter.

Kansas City's offense showed some life to open the second quarter. Dawson hit WR Otis Taylor for a 55-yard gain to put the Chiefs in scoring position, but KC could not crack the end zone on three tries from inside the five-yard line as the club would settle for a 10-yard K Jan Stenerud FG to make the count 21-3.

Two possessions later, the Chiefs got excellent field position at the Oakland 38. A 31-yard pass to WR Ron Pitts moved KC to the seven-yard line, but again the offense couldn't cross the goal line, resulting in an eight-yard Stenerud FG. The Raiders responded with a 54-yard Lamonica-to-Biletnikoff TD to close the first half, giving Oakland a commanding 28-6 lead.

The Chiefs defense forced a punt on Oakland's first drive of the second half and then held the Raiders out of the end zone on fourth-and-goal from the one on their next possession to keep the contest within reach. But Kansas City's offense couldn't put points on the board despite getting deep into Oakland territory twice as a missed 37-yard FG and an interception halted those drives.

The Raiders slammed the door shut in the fourth quarter as Wells caught his second TD of the day and K George Blanda tacked on a pair of FGs to up the Oakland lead to 41-6. Dawson was unable to rally the Chiefs as each of the club's final three possessions ended with interceptions and Oakland advanced to its second straight AFL Championship Game.

- RAIDERS** — Biletnikoff, 24-yard pass from Lamonica (Blanda kick).
RAIDERS — Wells, 23-yard pass from Lamonica (Blanda kick).
RAIDERS — Biletnikoff, 44-yard pass from Lamonica (Blanda kick).
CHIEFS — Stenerud, 10-yard FG.
CHIEFS — Stenerud, 8-yard FG.
RAIDERS — Biletnikoff, 54-yard pass from Lamonica (Blanda kick).
RAIDERS — Wells, 35-yard pass from Lamonica (Blanda kick).
RAIDERS — Blanda, 41-yard FG.
RAIDERS — Blanda, 40-yard FG.

Team Statistics	Raiders	Chiefs
First Downs	22	13
Total Net Yards	454	312
Rushes/Net Yards	30/118	24/70
Net Passing	336	242
Pass Attempts/Completions	39/19	36/17
Had Intercepted.	0	4
Sacked/Yards Lost.	1/11	1/11
Punts/Average	5/45.4	6/50.3
Penalties/Yards	1/5	4/49
Fumbles/Lost.	1/0	2/0

RUSHING

- CHIEFS** — Holmes 13-46; Hayes 3-10; Dawson 2-9; Garrett 6-5.
RAIDERS — Smith 13-74; Banaszak 3-19. Dixon 10-13; Hagberg 4-12.

RECEIVING

- CHIEFS** — Pitts 5-56; Taylor 4-117; Garrett 4-31; Richardson 3-57; Holmes 1-(-8).
RAIDERS — Biletnikoff 7-180, 3 TDs; Smith 5-25; Wells 4-93, 2 TD; Cannon 2-15; Dixon 1-7.

PASSING

- CHIEFS** — Dawson 17-36-253, 0 TDs, 4 INTs.
RAIDERS — Lamonica 19-39-345, 5 TDs, 0 INTs.

INTERCEPTIONS

- CHIEFS** — None.
RAIDERS — Wilson 1-14; Hopkins 1-7; Conners 1-5; Brown 1-0.

FIELD GOALS

- CHIEFS** — Stenerud (10) (8) 39S.
RAIDERS — Blanda (41) (40).



LB Willie Lanier (63), DT Buck Buchanan (86) and LB Jim Lynch (51) corral RB Roger Hagberg.



1969 AFL DIVISIONAL PLAYOFF GAME

Chiefs 13, Jets 6

December 20, 1969 • Shea Stadium • 62,977



KANSAS CITY	0	3	3	7	—	13
NEW YORK	3	0	0	3	—	6

Kansas City had throttled the Jets in the regular season, but getting a playoff victory against the reigning World Champions would prove much more difficult. The Chiefs defense would rise up for a monumental goal line stand, while the offense would get into the end zone when it mattered most as Kansas City claimed a 13-6 victory.

New York was led by QB Joe Namath, but throwing the ball accurately in the swirling winds of Shea Stadium would prove difficult for the charismatic MVP of Super Bowl III. The Jets passer connected on just 14 of 40 attempts for 164 yards and was picked off three times.

New York got on the board first with a 27-yard K Jim Turner field goal to go up 3-0. QB Len Dawson then started KC's next drive with a 13-yard pass to WR Otis Taylor, a 12-yard connection to TE Fred Arbanas and a 17-yard screen to RB Wendell Hayes. After missing a 47-yard FG on KC's first drive, this time K Jan Stenerud connected on a 23-yard FG to knot the score at 3-3.

Neither club could muster much offense for the remainder of the first half. Stenerud would misfire on a 44-yard kick on KC's only other legitimate scoring shot, leaving the score deadlocked at intermission.

Kansas City's defense would turn up the pressure in the third quarter. CB Emmitt Thomas would register the Chiefs first INT of the day, setting up a 47-yard FG attempt that sailed wide left in the blustery conditions. New York's next possession would be terminated by the first of two interceptions on the day by CB Jim Marsalis. After the Jets were penalized for running into P Jerrel Wilson, a 27-yard pass to Arbanas put KC in New York territory. A 25-yard Stenerud FG then gave the Chiefs a slim, 6-3 advantage.

Namath responded by moving the Jets into scoring position early in the fourth quarter. A pass interference call in the end zone would give the home squad first-and-goal at the one, setting the stage for the biggest goal-line stand in Chiefs history.

RB Matt Snell gained half a yard off right tackle on first down before S Johnny Robinson arrived on the scene, while RB Bill Mathis was stuffed for no gain by LB Willie Lanier on second down. Namath attempted a bootleg on third down, but was hit by LB Jim Lynch and threw the ball away, forcing the Jets to settle for a seven-yard Turner field goal to tie the contest at 6-6.

Dawson and the Chiefs would immediately strike back. A 61-yard bomb to Taylor would set up the game's only TD. WR Gloster Richardson made the biggest grab of his career, hauling in a 19-yard scoring strike from Dawson on the next play. Marsalis would then record his second INT of Namath on the Jets final possession to ensure a tightly-contested 13-6 playoff win, sending Kansas City to the AFL's final title game at Oakland.

JETS — J. Turner, 28-yard FG.
CHIEFS — Stenerud, 23-yard FG.
CHIEFS — Stenerud, 25-yard FG.
JETS — J. Turner, 7-yard FG.
CHIEFS — Richardson, 19-yard pass from Dawson (Stenerud kick).

Team Statistics	Jets	Chiefs
First Downs	19	14
Total Net Yards	235	276
Rushes/Net Yards	22/87	30/99
Net Passing	148	177
Pass Attempts/Completions	40/14	27/12
Had Intercepted	3	0
Sacked/Yards Lost	2/16	2/24
Punts/Average	5/37.2	6/33.5
Penalties/Yards	3/15	5/63
Fumbles/Lost	1/1	0/0

RUSHING

CHIEFS — Garrett 18-67; Hayes 10-32; Holmes 1-0; McVea 1-0.
JETS — Snell 12-61; Boozer 3-14; Mathis 6-11; Namath 1-1.

RECEIVING

CHIEFS — Hayes 5-46; Taylor 2-74; Arbanas 2-39; Holmes 1-29; Richardson 1-19, TD; Pitts 1-(-6).
JETS — Sauer 5-61; Lammons 3-37; B. Turner 2-25; Maynard 1-18; Boozer 1-10; Snell 1-9; Mathis 1-4.

PASSING

CHIEFS — Dawson 12-27-201, 1 TD, 0 INTs.
JETS — Namath 14-40-164, 0 TDs, 3 INTs.

INTERCEPTIONS

CHIEFS — Marsalis 2-42; Thomas 1-0.
JETS — None.

FIELD GOALS

CHIEFS — Stenerud 47S (23) 44WR 47WL (25).
JETS — J. Turner (28) (7).



LB Willie Lanier (63) and S Johnny Robinson (42) spearhead a pivotal goal-line stand.



1969 AFL CHAMPIONSHIP GAME

Chiefs 17, Raiders 7

January 4, 1970 • Oakland-Alameda County Coliseum • 54,444



KANSAS CITY 0 7 7 3 — 17
OAKLAND 7 0 0 0 — 7

On the day the American Football League played the final game of its 10-year history, the Kansas City Chiefs became the AFL's only three-time champion. The Chiefs, through a curious playoff system, played Oakland for the league's last title. The Raiders had won the AFL West and owned a pair of regular season wins over the Chiefs, including a slim 10-6 victory in the regular season finale.

The Raiders, who arrived at the Oakland-Alameda County Coliseum already packed for a potential trip to Super Bowl IV, suffered the indignity of carrying those suitcases out of the stadium past the Chiefs busses after a 17-7 defeat.

The two clubs managed one first-half touchdown apiece with Oakland's coming on a three-yard run by RB Charlie Smith. Kansas City responded with a one-yard plunge by RB Wendell Hayes after QB Len Dawson had hit on passes of 14 yards to WR Otis Taylor and 41 yards to WR Frank Pitts.

In the third quarter, QB/K George Blanda was wide right on field goals of 39 and 40 yards, attempts that would have moved Oakland in front. Midway through the period, Kansas City began its second TD drive from its own six-yard line. A potential disaster was averted when the Chiefs fell on a fumble at their own two-yard line. On the next play, Dawson and Taylor pulled Kansas City out of the hole with a 35-yard pass play. FB Robert Holmes added 23 more on a flare pass, while a 25-yard pass interference call gave the Chiefs first-and-goal at the three. Holmes plowed in for the go-ahead TD from five yards out on third down, giving the Chiefs a 14-7 advantage.

The game then became a defensive struggle, which played right into Kansas City's hand. Led by defensive charges from the entire front four of DEs Aaron Brown and Jerry Mays and DTs Buck Buchanan and Curley Culp, the Chiefs continually harassed Raiders QB Daryle Lamonica, forcing the Oakland signal caller to throw a trifecta of fourth-quarter interceptions.

K Jan Stenerud came up short on a 52-yard FG to begin the final frame, which would be marked by a myriad of turnovers. S Jim Kearney registered KC's first INT of Lamonica at the Chiefs 18-yard line. Two plays later a Chiefs fumble would put the ball back in the hands of the "Mad Bomber," who was subsequently picked off by CB Jim Marsalis on Oakland's very next snap.

Inexplicably, Kansas City would fumble again two plays later, setting Lamonica up deep in Chiefs territory. But three snaps later CB Emmitt Thomas recorded his second pickoff of the day, ending a third straight Oakland possession with an INT. Thomas returned the ball 62 yards to the Oakland 18-yard line, setting up a 22-yard field goal that provided a 17-7 lead with 4:48 remaining.

Kansas City would actually fumble one more time, but the Silver and Black could not capitalize as the victorious Chiefs would return home to pack bags of their own for New Orleans and Super Bowl IV.

RAIDERS — Smith, 3-yard run (Blanda kick).
CHIEFS — Hayes, 1-yard run (Stenerud kick).
CHIEFS — Holmes, 5-yard run (Stenerud kick).
CHIEFS — Stenerud, 22-yard FG.

Team Statistics	Raiders	Chiefs
First Downs	18	13
Total Net Yards	233	207
Rushes/Net Yards	28/79	39/86
Net Passing	154	121
Pass Attempts/Completions	45/17	17/7
Had Intercepted	4	0
Sacked/Yards Lost	4/37	1/8
Punts/Average	6/48.5	8/42.8
Penalties/Yards	5/45	5/43
Fumbles/Lost	1/0	5/4

RUSHING

CHIEFS — Hayes 8-35, TD; Garrett 7-19; Holmes 18-14, TD; McVea 3-13; Dawson 3-5.
RAIDERS — Dixon 12-36; Smith 12-31, TD; Banaszak 2-8; Todd 2-4.

RECEIVING

CHIEFS — Taylor 3-62; Holmes 2-16; Pitts 1-41; Arbanas 1-10.
RAIDERS — Smith 8-86; Sherman 3-45; Cannon 2-22; Banaszak 2-13; Wells 1-24; Dixon 1-1.

PASSING

CHIEFS — Dawson 7-17-129, 0 TDs, 0 INTs.
RAIDERS — Lamonica 15-39-167, 0 TDs, 3 INTs; Blanda 2-6-24, 0 TDs, 1 INT.

INTERCEPTIONS

CHIEFS — Thomas 2-69; Marsalis 1-23; Kearney 1-17.
RAIDERS — None.

SACKS

CHIEFS — Brown 3.0; Culp 1.0.
RAIDERS — Davidson 1.0.

FIELD GOALS

CHIEFS — Stenerud 52S (22).
RAIDERS — Blanda 52S 39WR 40WR.



Hank Stram celebrates a third AFL crown as the Chiefs win the league's final contest.



SUPER BOWL IV

Chiefs 23, Vikings 7

January 11, 1970 • Tulane Stadium • 80,562



MINNESOTA	0	0	7	0	—	7
KANSAS CITY.....	3	13	7	0	—	23

Kansas City's finest sports hour concluded at 5:20 in the afternoon of Sunday, January 11, 1970, when the Chiefs defeated the Minnesota Vikings, 23-7, for the World Championship of pro football.

The Chiefs, who finished 11-3 on the season and defeated the N.Y. Jets and Oakland Raiders in the playoffs, closed out their first decade as the winningest team in the American Football League, which, with Super Bowl IV, came to an end. Beginning in '70, the two leagues merged, with the AFL becoming the American Football Conference of the NFL.

Minnesota, a prohibitive favorite, was 12-2 during the regular season and at one point had won 12 games in succession behind a fearsome defense that had allowed an average of just 9.5 points per game. But behind QB Len Dawson — who would earn the game's Most Valuable Player Award — the Chiefs would amass more than enough offense to carry the day.

The Chiefs took an early lead when K Jan Stenerud booted a 48-yard first quarter field goal, a kick that remains as the longest field goal in Chiefs postseason history. He would later follow with field goals of 32 and 25 yards to give Kansas City a 9-0 lead.

Kansas City received the first break in the game when Vikings S Charlie West fumbled a kickoff and G Remi Prudhomme recovered at the Minnesota 19-yard line. After an eight-yard loss, Dawson handed off to RB Wendell Hayes, who rambled for 13 yards up the middle on a draw play. A 10-yard pass to WR Otis Taylor gave the Chiefs a first down at the four. Three plays later, RB Mike Garrett burst off-tackle for a five-yard touchdown, giving Kansas City a 16-0 halftime lead and stunning the Vikings and a nationwide television audience.

Minnesota mounted a mild third-quarter comeback when RB Dave Osborn scored from four yards out to cut the margin to 16-7. But any hopes the Vikings had of getting closer were dashed by Taylor, who lived up to his big-play reputation repeatedly through that season. Dawson hit the Chiefs wideout on a short hitch pattern, and when CB Earsell Mackbee missed the initial tackle, Taylor was loose down the right sideline, high-stepping his way to a 46-yard TD to give the Chiefs a 23-7 lead after three quarters.

As was so often the case in '69, the defense came to the fore. Minnesota had the ball three times in the final period and, as in the Oakland game the previous week, the Chiefs snuffed out all three chances with interceptions. LB Willie Lanier picked off a QB Joe Kapp pass to halt a rally at the Chiefs 34-yard line. Later on, S Johnny Robinson, playing with what turned out to be three broken ribs, grabbed another errant Kapp throw. Following the game, Kapp would pay tribute to Kansas City's massive defensive front: "The Chiefs defensive line was very active and looked like a Redwood Forest."

QB Gary Cuozzo would replace Kapp, but suffered similar results. In the game's closing minutes, CB Emmitt Thomas intercepted his fourth pass of the playoffs. The Chiefs then ran out the clock to capture the AFL's second consecutive Super Bowl triumph.

CHIEFS	— Stenerud, 48-yard FG.
CHIEFS	— Stenerud, 32-yard FG.
CHIEFS	— Stenerud, 25-yard FG.
CHIEFS	— Garrett, 5-yard run (Stenerud kick).
VIKINGS	— Osborn, 4-yard run (Cox kick).
CHIEFS	— Taylor, 46-yard pass from Dawson (Stenerud kick).

Team Statistics	Vikings	Chiefs
First Downs	13	18
Total Net Yards	239	273
Rushes/Net Yards	19/67	41/151
Net Passing	172	122
Pass Attempts/Completions	28/17	17/12
Had Intercepted	3	1
Sacked/Yards Lost	3/27	3/20
Punts/Average	3/37.0	4/48.5
Penalties/Yards	6/67	4/47
Fumbles/Lost	3/2	0/0

RUSHING

CHIEFS	— Garrett 11-39, TD; Pitts 3-37; Hayes 8-31; McVea 12-26; Dawson 3-11; Holmes 5-7.
VIKINGS	— Brown 6-26; Reed 4-17; Osborn 7-15, TD; Kapp 2-9.

RECEIVING

CHIEFS	— Taylor 6-81, TD; Pitts 3-33; Garrett 2-25; Hayes 1-13.
VIKINGS	— Henderson 7-111; Brown 3-11; Beasler 2-41; Reed 2-16; Osborn 2-11; Washington 1-9.

PASSING

CHIEFS	— Dawson 12-17-142, 1 TD, 1 INT; Livingston 0-0-0, 0 TDs, 0 INTs.
VIKINGS	— Kapp 16-25-183, 0 TDs, 2 INTs; Cuozzo 1-3-16, 0 TDs, 1 INT.

INTERCEPTIONS

CHIEFS	— Lanier 1-9; Robinson 1-9; Thomas 1-6.
VIKINGS	— Krause 1-0.

SACKS

CHIEFS	— Brown 1.0 Buchanan 1.0; Mays 1.0
VIKINGS	— Eller 1.0; Marshall 1.0; Winston 1.0.

FIELD GOALS


CHIEFS	— Stenerud (48) (32) (25).
VIKINGS	— Cox 56S.



WR Otis Taylor's 46-yard TD catch from Super Bowl IV MVP QB Len Dawson seals a 23-7 win.



The caption in the January 12th, 1970 edition of the Kansas City Times proclaimed: WHO SAID THERE ARE NO HEROES ANYMORE is the question asked by this downtown parade scene (far right photo) that included thousands of Kansas Citians greeting the triumphant Chiefs with cheers and floating paper. Riding in an open convertible on a chilly day, Otis Taylor (left) and Gloster Richardson (right) were obviously warmed by their reception from jubilant fans on Tenth Street east of Main. In the center photo, Hank Stram, Taylor, Jack Steadman, Len Dawson and Bill Grigsby jubilantly hoist the Lombardi Trophy for Chiefs fans to behold.



Front Row: Noland Smith, Jan Stenerud, Warren McVea, Mike Livingston, Tom Flores, Ed Podolak, Jacky Lee, Len Dawson, John Huarte, Emmitt Thomas.

Second Row: Goldie Sellers, Mike Garrett, Willie Mitchell, Bert Coan, Ceaser Belser, Frank Pitts, Head Coach Hank Stram, Paul Lowe, Gloster Richardson, Curtis McClinton, Richard Armstrong, Wendell Hayes, Jim Marsalis.

Third Row: Dr. Albert Miller, Johnny Robinson, Jerrel Wilson, Robert Holmes, Jim Kearney, Jim Lynch, E.J. Holub, Jack Rudnay, George Daney, Curley Culp, Willie Lanier, Bobby Yarborough - Equipment Manager.

Fourth Row: John Beake - Assistant Coach, Tommy O'Boyle - Assistant Coach, Remi Prudhomme, Bob Stein, Jerry McClurg, Ed Budde, Dave Hill, Gene Trosch, Jerry Mays, Mo Moorman, Jim Tyrer, Bobby Bell, Lloyd Wells - Scout, Wayne Rudy - Trainer.

Fifth Row: Tom Pratt - Assistant Coach, Bill Walsh - Assistant Coach, Jack Steadman - General Manager, Reg Carolan, Mickey McCarty, Ed Lothamer, Fred Arbanas, Chuck Hurston, Buck Buchanan, Aaron Brown, Morris Stroud, Otis Taylor, Darrel "Pete" Brewster - Assistant Coach, Tom Bettis - Assistant Coach, Bob Wachter - Ticket/Stadium Manager.





1971 AFC DIVISIONAL PLAYOFF GAME

Dolphins 27, Chiefs 24 (2 OT)

December 25, 1971 • Municipal Stadium • 50,374



MIAMI..... 0 10 7 7 0 3 — 27
KANSAS CITY..... 10 0 7 7 0 0 — 24

The longest game in NFL history signaled the end of a glorious era in Chiefs history as Kansas City and Miami duelled for 82:40 in a double-overtime epic on Christmas Day '71. The final game ever played at Municipal Stadium featured 11 future Hall of Fame players, Hall of Fame head coaches Hank Stram and Don Shula, as well as one of the greatest individual efforts in NFL postseason annals by RB Ed Podolak. But in the end it was the Dolphins who prevailed when K Garo Yepremian's 37-yard FG at 7:40 of the second OT gave Miami a 27-24 victory.

Widely regarded as the finest Chiefs team ever assembled — the '69 Super Bowl IV squad included — Kansas City took a 10-0 lead after the first quarter thanks to a 24-yard FG and a seven-yard TD catch by Podolak. But Miami countered with 10 unanswered points to leave the score deadlocked at halftime.

The unquestioned star of the contest was Podolak, who accounted for an NFL-playoff record 350 combined net yards (85 rushing yards, 110 receiving yards and 153 on kick returns). With the score knotted at 17-17 after three quarters, Podolak capped a 91-yard drive with a three-yard TD run to give the Chiefs a 24-17 lead with 6:46 left in regulation. However, a five-yard pass from QB Bob Griese to TE Marv Fleming put the count at 24-24 with 1:25 remaining in regulation.

Podolak almost ended the game with a 78-yard return on the ensuing kickoff, but Miami CB Curtis Johnson maintained his angle to make a touchdown-saving tackle at the 22-yard line. With 35 seconds left, K Jan Stenerud's would-be, game-winning 31-yard FG attempt sailed wide right. Miami could not move the ball on its final possession of regulation, sending the game to its first overtime session.

Kansas City won the toss and after taking a lateral from DT Buck Buchanan, Podolak returned the kickoff to the Chiefs 46-yard line. Four plays later, KC was at the Miami 35-yard line as Stenerud lined up for another attempt at a game-winning kick, this time from 42 yards out. But Stenerud's attempt was blocked by LB Nick Buoniconti, giving the Dolphins new life.

Both teams would exchange punts before a 52-yard FG attempt by Yepremian came up short. The first overtime session would come to a close when Dawson was intercepted by Miami S Jake Scott. The Dolphins took over at their own 46 to start overtime number two, but were smothered by Kansas City's fierce defense.

Miami's defense forced the Chiefs to punt, setting up Griese and the Dolphins for one final drive. RB Larry Csonka broke off a 29-yard run to move Miami into KC territory. Four plays later Yepremian ended the NFL's longest day with his 37-yard game-winner. The Dolphins would eventually advance to Super Bowl VI, while the Chiefs would have to wait 15 years before their next postseason appearance after falling in one of the most storied battles in pro football history.

- CHIEFS** — Stenerud, 24-yard FG (9-35, 4:09).
CHIEFS — Podolak, 7-yard pass from Dawson (Stenerud kick) (6-35, 3:44).
DOLPHINS — Csonka, 1-yard run (Yepremian kick) (10-80, 5:51).
DOLPHINS — Yepremian, 14-yard FG (4-5, 0:57).
CHIEFS — Otis, 1-yard run (Stenerud kick) (15-75, 9:44).
DOLPHINS — Kiick, 1-yard run (Yepremian kick) (8-71, 3:53).
CHIEFS — Podolak, 3-yard run (Stenerud kick) (6-91, 4:30).
DOLPHINS — Fleming, 5-yard pass from Griese (Yepremian kick) (9-71, 5:10).
DOLPHINS — Yepremian, 37-yard FG (6-40, 3:51).

Team Statistics	Dolphins	Chiefs
First Downs	22	23
Total Net Yards	407	451
Rushes/Net Yards	43/144	44/213
Net Passing	263	238
Pass Attempts/Completions	35/20	26/18
Had Intercepted	2	2
Sacked/Yards Lost	0/0	1/8
Punts/Average	6/40.0	2/51.0
Penalties/Yards	5/26	6/44
Fumbles/Lost	1/0	3/2

RUSHING

- CHIEFS** — Hayes 22-100; Podolak 17-85, TD; Wright 2-15; Otis 3-13, TD.
DOLPHINS — Csonka 24-86, TD; Kiick 15-56, TD; Griese 2-9; Warfield 2-(-7).

RECEIVING

- CHIEFS** — Podolak 8-110, TD; Wright 3-104; Taylor 3-12; Hayes 3-6; Frazier 1-14.
DOLPHINS — Warfield 7-140; Twilley 5-58; Fleming 4-37, TD; Kiick 3-24; Mandich 1-4.

PASSING

- CHIEFS** — Dawson 18-26-246, 1 TD, 2 INTs; Podolak 0-0-0, 0 TDs, 0 INTs.
DOLPHINS — Griese 20-35-263, 1 TD, 2 INTs.

INTERCEPTIONS

- CHIEFS** — Lanier 1-17; Lynch 1-0.
DOLPHINS — Scott 1-13; Johnson 1-0.

SACKS

- CHIEFS** — None.
DOLPHINS — Fernandez 0.5; Riley 0.5.

FIELD GOALS

- CHIEFS** — Stenerud (24) 29WR 31WR 42B.
DOLPHINS — Yepremian (14) 52WL.

NFL'S LONGEST GAMES

The Chiefs/Texans have participated in the two longest games in NFL history, both double-overtime playoff contests.

Time	Result	Date
1. 82:40	Miami 27, KANSAS CITY 24	Dec. 25, 1971
2. 77:54	Dallas Texans 20, HOUSTON 17	Dec. 23, 1962
3. 77:02	CLEVELAND 23, N.Y. Jets 20	Jan. 3, 1987



1986 AFC WILD CARD PLAYOFF GAME

Jets 35, Chiefs 15

December 28, 1986 • Giants Stadium • 69,307



KANSAS CITY 6 0 0 9 — 15
NEW YORK 7 14 7 7 — 35

Kansas City finished the regular season with a 10-6 record to earn the club's first playoff berth in 15 years, but that adulation would be short-lived. After taking an early lead against the N.Y. Jets, three KC turnovers combined with 135 rushing yards and two scores from New York RB Freeman McNeil led to 28 unanswered points and a 35-15 Jets victory.

The Chiefs only offensive scoring drive of the day came on Kansas City's initial possession when QB Todd Blackledge led Kansas City to paydirt. A pass interference call in the end zone set the stage for a one-yard scoring plunge by RB Jeff Smith. But a missed PAT would begin a downward spiral for the Chiefs, who took a brief 6-0 lead.

Jets head coach Joe Walton then made the biggest call of the game on New York's next drive. Facing fourth-and-six at the Chiefs 33-yard line, Walton kept his offense on the field. QB Pat Ryan faked a pitch to McNeil and took the ball up the gut for a 24-yard gain. Two plays later, McNeil was in the end zone, giving the Jets a lead they would not relinquish.

Disaster would strike on Kansas City's next offensive snap when RB Larry Moriarity had the ball jarred loose after catching a swing pass. LB Kyle Clifton recovered for the Jets. Twelve plays later, a one-yard TD toss to McNeil put the Jets ahead 14-6.

After Kansas City failed to gain a first down on its next two possessions, a 30-yard pass to WR Al Toon put New York in Chiefs territory. Ryan then found Toon kneeling in the end zone for an 11-yard TD on third down to give the Jets a commanding 21-6 advantage with 0:59 left in the second quarter.

New York outgained the Chiefs 191 to 58 after 30 minutes and Kansas City's situation would go from bad to worse on the opening snap of the second half. Blackledge was intercepted by LB Kevin McArthur, who raced down the sideline for a 21-yard score, putting the Jets ahead 28-6 just 13 seconds into the third quarter.

Blackledge would guide the Chiefs to the Jets 15-yard line on Kansas City's next possession, but the club's comeback hopes were effectively over when RB Boyce Green was stuffed on fourth-and-one in the third quarter, turning the ball back over to the Jets.

Kansas City's special teams would account for the club's only touchdown of the second half as CB Albert Lewis blocked a Dave Jennings punt and recovered it in the end zone to close the gap to 28-13. A six-yard Ryan TD pass to TE Billy Griggs made it 35-13 before QB Bill Kenney replaced Blackledge in the fourth quarter. Kenney guided Kansas City inside the Jets 10-yard line twice to no avail.

The Chiefs final points of the afternoon came when Jennings stepped out of the end zone for a self-imposed safety to make the final score 35-15 as Kansas City's hopes expired.

CHIEFS — J. Smith, 1-yard run (kick failed) (9-67).
JETS — McNeil, 1-yard run (Leahy kick) (13-75).
JETS — McNeil, 1-yard pass from Ryan (Leahy kick) (12-47).
JETS — Toon, 11-yard pass from Ryan (Leahy kick) (8-62).
JETS — McArthur, 21-yard interception return (Leahy kick).
CHIEFS — Lewis, blocked punt recovery in end zone (Lowery kick).
JETS — Griggs, 6-yard pass from Ryan (Leahy kick) (7-61).
CHIEFS — Safety, Jennings runs out of end zone.

Team Statistics	Jets	Chiefs
First Downs	19	15
Total Net Yards	306	241
Rushes/Net Yards	36/165	20/67
Net Passing	141	174
Pass Attempts/Completions	23/16	37/20
Had Intercepted	0	2
Sacked/Yards Lost	2/12	2/3
Punts/Average	4/29.0	3/41.3
Penalties/Yards	8/54	1/5
Fumbles/Lost	1/0	2/1

RUSHING

CHIEFS — Blackledge 4-33; Green 8-15; J. Smith 4-12, TD; Moriarty 2-7; Heard 1-1; S. Paige 1-(-1).
JETS — McNeil 31-135, TD; Ryan 2-30; T. Paige 2-3; Jennings 1-(-3).

RECEIVING

CHIEFS — Marshall 6-72; Green 5-7; Coffman 3-12; Carson 2-43; Smith 2-12; Moriarty 1-16; Heard 1-15.
JETS — Toon 4-48, TD; Shuler 4-28; McNeil 3-16, TD; Walker 2-45; Sohn 1-11; Griggs 1-6, TD; Alexander 1-(-1).

PASSING

CHIEFS — Blackledge 12-21-80, 0 TDs, 2 INTs; Kenney 8-16-97, 0 TDs, 0 INTs.
JETS — Ryan 16-23-153, 3 TDs, 0 INTs.

INTERCEPTIONS

CHIEFS — None.
JETS — McArthur 1-21, TD; Carter 1-12.

SACKS

CHIEFS — Hackett 1.0; Maas 1.0.
JETS — Gastineau 1.0; Lyons 1.0.

FIELD GOALS

CHIEFS — None.
JETS — None.



The Chiefs can't slow RB Freeman McNeil as he posts 135 rushing yards in a Jets win.



1990 AFC WILD CARD PLAYOFF GAME

Dolphins 17, Chiefs 16

January 5, 1991 • Joe Robbie Stadium • 67,276



KANSAS CITY 3 7 6 0 — 16
MIAMI 0 3 0 14 — 17

The Chiefs were in control for the majority of their first playoff game since '86, but could not answer a late comeback bid by QB Dan Marino as the Dolphins pulled out a 17-16 victory. Chiefs QB Steve DeBerg — who had guided KC to an 11-5 regular season record — had the club in scoring position, but a 52-yard FG attempt by K Nick Lowery fell just inches short with 0:56 remaining.

Had Kansas City fully capitalized on a number of scoring opportunities earlier in the game, the outcome may have been different. CB Charles Washington blocked a punt on Miami's first possession, setting the Chiefs up at the Dolphins 37-yard line. However, Kansas City would be forced to settle for a 27-yard FG. Miami would answer on its next possession as K Pete Stoyanovich nailed an NFL postseason-record 58-yard FG to even to count at 3-3.

However, Stoyanovich would come up short on a 57-yard attempt later in the second quarter, setting the Chiefs up with good field position. KC capitalized as DeBerg floated a 26-yard scoring aerial to WR Stephone Paige putting the Chiefs ahead 10-7 with 1:54 left in the half. Paige would finish the day with 142 receiving yards, the highest postseason total in team history. Meanwhile, DE Neil Smith — who had 1.5 sacks on the day — preserved the lead by stripping Marino on Miami's next possession.

Kansas City dominated the third quarter, but only managed to extend its lead to 16-3. Poised with second-and-goal at the Miami three-yard line, DeBerg was flagged for intentional grounding and the club settled for a 25-yard FG. S Deron Cherry blasted the ball loose from WR Mark Duper on Miami's next play, giving KC the ball at the Dolphins 29-yard line. But once again, the Chiefs could not strike paydirt and would leave Miami territory with only a 38-yard Lowery FG to show for their efforts.

Marino then began his comeback bid. A 10-play, 66-yard march culminated with a one-yard TD toss to FB Tony Paige as the Dolphins moved the count to 16-10. After a 33-yard connection between DeBerg and WR Emile Harry moved KC back into Miami territory, the Chiefs were forced to punt, setting up the Dolphins go-ahead drive which began with a key, 37-yard pass over the middle to TE Ferrell Edmunds. Marino then capped the march with a six-yard TD pass to WR Mark Clayton that was nearly intercepted by CB Albert Lewis as the Dolphins took their first lead of the game at 17-16 with 3:28 remaining in the fourth quarter.

A 20-yard pass to Paige and a 26-yard run by RB Christian Okoye helped put the Chiefs at the Miami 26-yard at the 2:00 warning. A controversial holding call on G Dave Szott nullified a 12-yard Okoye run on the next play, halting the club's momentum and setting the stage for Lowery's final field goal attempt, which came tantalizingly close to the crossbar.

CHIEFS — Lowery, 27-yard FG (9-28).
DOLPHINS — Stoyanovich, 58-yard FG (9-40).
CHIEFS — S. Paige, 26-yard pass from DeBerg (Lowery kick) (4-61).
CHIEFS — Lowery, 25-yard FG (11-63).
CHIEFS — Lowery, 38-yard FG (4-8).
DOLPHINS — T. Paige, 1-yard pass from Marino (Stoyanovich kick) (10-66).
DOLPHINS — Clayton, 12-yard pass from Marino (Stoyanovich kick) (11-85).

Team Statistics	Dolphins	Chiefs
First Downs	23	15
Total Net Yards	311	367
Rushes/Net Yards	32/98	24/103
Net Passing	213	264
Pass Attempts/Completions	30/19	30/17
Had Intercepted	0	1
Sacked/Yards Lost	2/8	1/5
Punts/Average	3/39.7	4/35.0
Penalties/Yards	2/22	4/35
Fumbles/Lost	2/2	0/0

RUSHING

CHIEFS — Okoye 13-83; Word 9-13; McNair 2-7.
DOLPHINS — S. Smith 20-82; Logan 7-17;
T. Paige 1-2; Marino 4-(-3).

RECEIVING

CHIEFS — S. Paige 8-142, TD; McNair 3-22;
Harry 2-59; Roberts 2-26;
R. Thomas 1-15; Hayes 1-5.
DOLPHINS — Clayton 5-66, TD;
T. Paige 5-30, TD; Duper 3-36;
Edmunds 2-49; S. Smith 2-22.
Jensen 1-11; S. Martin 1-7.

PASSING

CHIEFS — DeBerg 17-30-269 1 TD, 1 INT.
DOLPHINS — Marino 19-30-221, 2 TDs, 0 INTs.

INTERCEPTIONS

CHIEFS — None.
DOLPHINS — Williams 1.0.

SACKS

CHIEFS — N. Smith 1.5; Cooper 0.5.
DOLPHINS — Griggs 1.0.

FIELD GOALS

CHIEFS — Lowery (27) (25) (38) 52S.
DOLPHINS — Stoyanovich (58) 57S.



Miami claims a 17-16 comeback win despite 142 receiving yards from WR Stephone Paige.



1991 AFC WILD CARD PLAYOFF GAME

Chiefs 10, Raiders 6

December 28, 1991 • Arrowhead Stadium • 75,827



LOS ANGELES 0 3 3 0 — 6
KANSAS CITY 0 7 0 3 — 10

It took 19 years, but the Chiefs finally had an opportunity to officially christen Arrowhead Stadium with a playoff game. And fittingly, that contest came against Kansas City's most heated rival, the Raiders. The Chiefs had defeated the Raiders 27-21 just six days earlier at the L.A. Coliseum in the season's final regular season game for the right to play at home in the first week of the postseason. Kansas City made the most of that opportunity by recording a 10-6 win over the Raiders, marking the club's first playoff victory since Super Bowl IV.

The Chiefs imparted a familiar recipe for success — solid defense and a bruising ground game. Kansas City's defense forced six turnovers and limited the Silver and Black to just two field goals, while RB Barry Word pummeled the Raiders with 33 carries for a team postseason-record 130 yards.

Word pounded away at the Raiders all day, a trend that began early. Kansas City won the toss and consumed 11:56 off the clock, thanks to a drive that featured 12 runs by Word. The Chiefs drove as deep as the 15-yard line, but K Nick Lowery's 33-yard FG was wide left, leaving the scoreboard empty.

S Deron Cherry registered the first of his two INTs on the game on the Raiders first possession. QB Todd Marinovich would be picked off four times by the KC defense and his first errant throw would give Kansas City possession at the Raiders 24-yard line. But again, Lowery would misfire, this time on a 47-yard FG attempt.

A wild barrage of turnovers then ensued. Chiefs LB Derrick Thomas stripped Marinovich, but QB Steve DeBerg promptly threw an INT on KC's next possession. After a Raiders punt, RB Harvey Williams put the ball on the ground for Kansas City, but Cherry registered another INT which he returned to the 11-yard line. DeBerg would hit WR Fred Jones for the game's only touchdown on the next play as the Chiefs took a 7-0 lead.

Raiders RB Nick Bell finished the game with 107 ground yards and was the club's primary weapon on a 10-play, 65-yard drive that ended with a 32-yard K Jeff Jaeger FG that closed the gap to 7-3 just before intermission.

The first half passing numbers for both squads were equally unimpressive. Marinovich completed just three passes for 47 yards, while DeBerg hit on seven passes for 71 yards. Wisely, both clubs turned to the ground game in the second half. The Raiders gave the ball to Bell eight times on their initial possession of the third quarter, but would have to settle for a 26-yard FG to close the gap to 7-6.

Kansas City then capitalized on a Raiders fumble by handing the ball to Word nine times on a 13-play drive that netted an 18-yard FG to make the score 10-6 early in the fourth quarter. The Chiefs would pick off Marinovich on each of the Raiders final two drives to seal the franchise's first-ever home playoff victory.

CHIEFS — F. Jones, 11-yard pass from DeBerg (Lowery kick) (1-11).
RAIDERS — Jaeger, 32-yard FG (10-65).
RAIDERS — Jaeger, 26-yard FG (11-62).
CHIEFS — Lowery, 18-yard FG (13-61).

Team Statistics	Raiders	Chiefs
First Downs	16	16
Total Net Yards	276	204
Rushes/Net Yards	30/152	39/131
Net Passing	124	73
Pass Attempts/Completions	23/12	14/9
Had Intercepted	4	1
Sacked/Yards Lost	2/16	2/16
Punts/Average	1/20.0	2/46.0
Penalties/Yards	9/75	3/20
Fumbles/Lost	2/2	2/1
Possession Time	29:28	30:32

RUSHING

CHIEFS — Word 33-130; Williams 2-4; Okoye 1-2; DeBerg 3-(-5).
RAIDERS — N. Bell 20-107; Allen 7-39; S. Smith 3-6.

RECEIVING

CHIEFS — R. Thomas 3-18; B. Jones 2-25; F. Jones 2-20, TD; Birden 1-18; Word 1-8.
RAIDERS — Brown 4-45; Horton 3-59; Fernandez 2-12; Gault 1-11; S. Smith 1-9; Allen 1-4.

PASSING

CHIEFS — DeBerg 9-14-89, 1 TD, 1 INT.
RAIDERS — Marinovich 12-23-140, 0 TDs, 4 INTs.

INTERCEPTIONS

CHIEFS — Cherry 2-46; Everett 1-23; Marts 1-7.
RAIDERS — Lott 1-35.

SACKS

CHIEFS — Martin 1.0; D. Thomas 1.0.
RAIDERS — Davis 2.0.

FIELD GOALS

CHIEFS — Lowery 33WL 47S (18).
RAIDERS — Jaeger (32) (26).



RB Barry Word produces 130 rushing yards in the first-ever playoff game at Arrowhead.



1991 AFC DIVISIONAL PLAYOFF GAME

Bills 37, Chiefs 14

January 5, 1992 • Rich Stadium • 80,182



KANSAS CITY..... 0 0 7 7 — 14
BUFFALO..... 7 10 7 13 — 37

Kansas City was coming off its first postseason victory since Super Bowl IV, but that triumph proved quite irrelevant as Buffalo pounded the Chiefs into submission early in a 37-14 win. The Bills raced out to a 17-0 halftime lead and salted the game away behind RBs Thurman Thomas and Kenneth Davis who combined for 41 carries and 175 rushing yards. Defensively, Buffalo picked off back-up QB Marc Vlasic four times and held the Chiefs to just 213 yards of total offense as the Bills marched to their second straight AFC Championship Game.

After both teams traded a pair of punts to open the game, QB Jim Kelly hit a pair of completions to WR Don Beebe to put the Bills in scoring position and then fired a 25-yard pass to WR Andre Reed to give Buffalo a 7-0 advantage. Kansas City caught the game's first break when CB Eric Everett picked off Kelly early in the second quarter. But the Chiefs offense would go three-and-out. Four plays later, Kelly found Reed for a 53-yard scoring strike to make the count 14-0. Despite throwing three INTs himself, Kelly would finish the contest with 273 passing yards and three TDs.

S Deron Cherry picked off Kelly on Buffalo's next possession, but again, the Chiefs could not capitalize. The Bills would tack on a 33-yard K Scott Norwood field goal to end the first half with a 17-0 lead.

The second half wouldn't start much better for Kansas City. RB Harvey Williams fumbled on the club's first snap of the third quarter, but TE Jonathan Hayes would recover. The Chiefs wouldn't be as fortunate on the next play as Vlasic — who entered the game in the second quarter when starting QB Steve DeBerg was knocked out of the game with a hand injury — suffered the first of four second-half interceptions. Buffalo took over on the Chiefs 36-yard line and six plays later Kelly had the Bills ahead 24-0 after finding WR James Lofton for a 10-yard TD.

Vlasic would be picked off again on the Chiefs next drive, but LB Lonnie Marts returned the favor with an interception of his own to give Kansas City a ray of hope late in the third quarter. This time the Chiefs would get on the board as RB Barry Word bulled into the end zone from three yards out to cut the Buffalo margin to 24-7.

Thomas and Davis took it from there as the Bills methodically began grinding down the clock. After a Buffalo FG made it 27-7, Vlasic was picked off twice on his next three attempts. The Bills would turn those two miscues into 10 points as Buffalo took a commanding 37-7 lead with 4:57 left in the game.

Vlasic would hit WR Fred Jones on a 20-yard TD with 2:07 remaining to make it 37-14, but it was too little, too late as Buffalo recovered KC's onside kick attempt and ran out the clock, ending the Chiefs postseason aspirations.

BILLS — Reed, 25-yard pass from Kelly (Norwood kick) (8-80).
BILLS — Reed, 53-yard pass from Kelly (Norwood kick) (4-69).
BILLS — Norwood, 33-yard FG (9-39).
BILLS — Lofton, 10-yard pass from Kelly (Norwood kick) (3-36).
CHIEFS — Word, 3-yard run (Lowery kick) (4-43).
BILLS — Norwood, 20-yard FG (14-68).
BILLS — Norwood, 47-yard FG (4-2).
BILLS — Davis, 5-yard run (Norwood kick) (6-33).
CHIEFS — F. Jones, 20-yard pass from Vlasic (Lowery kick) (8-75).

Team Statistics	Bills	Chiefs
First Downs	29	14
Total Net Yards	448	213
Rushes/Net Yards	46/180	24/77
Net Passing	268	136
Pass Attempts/Completions	35/23	29/14
Had Intercepted	3	4
Sacked/Yards Lost	1/5	1/10
Punts/Average	3/33.3	7/40.3
Penalties/Yards	6/40	10/59
Fumbles/Lost	0/0	0/0
Possession Time	34:09	25:51

RUSHING

CHIEFS — Word 15-50, TD; Williams 8-24; McNair 1-3.
BILLS — T. Thomas 22-100; Davis 19-75, TD; Reed 1-6; Kelly 1-2; Reich 3-(-3).

RECEIVING

CHIEFS — McNair 5-52; F. Jones 3-31, TD; Birden 2-19; Hayes 1-21; Barnett 1-20; B. Jones 1-2; R. Thomas 1-1.
BILLS — Beebe 6-77; McKeller 5-34; Reed 4-100, 2 TDs; T. Thomas 4-21; Lofton 3-34, TD; Edwards 1-7.

PASSING

CHIEFS — DeBerg 5-9-22, 0 TDs, 0 INTs; Vlasic 9-20-124, 1 TD, 4 INTs.
BILLS — Kelly 23-35-273, 3 TDs, 3 INTs; Reich 0-0-0, 0 TDs, 0 INTs.

INTERCEPTIONS

CHIEFS — Everett 1-15; Marts 1-12; Cherry 1-1.
BILLS — Jackson 2-6; Hicks 1-0; L. Smith 1-0.

SACKS

CHIEFS — D. Thomas 1.0.
BILLS — L. Smith 1.0.

FIELD GOALS

CHIEFS — None.
BILLS — Norwood (33) (20) (47).



1992 AFC WILD CARD PLAYOFF GAME

Chargers 17, Chiefs 0

January 2, 1993 • Jack Murphy Stadium • 58,278



KANSAS CITY.....	0	0	0	0	—	0
SAN DIEGO.....	0	0	10	7	—	17

Kansas City had defeated San Diego twice during the '92 regular season. However, that mattered little to the Chargers, who promptly dispatched the Chiefs from the playoffs by a 17-0 margin, marking the only shutout KC has ever suffered in postseason play.

The two sides bludgeoned one another throughout a scoreless first half, but early on it appeared the game may feature its share of offensive fireworks. San Diego QB Stan Humphries hit WR Nate Lewis for a 39-yard gain on the game's first play from scrimmage. Then, after a pair of penalties, the Chargers were knocking on the door. But DE Neil Smith fell on a San Diego fumble at the 13-yard line to halt the scoring threat.

The Chiefs couldn't mount a serious scoring threat in the first half and couldn't move past the San Diego 40-yard line on their first five possessions. The Chargers didn't fare much better with only a fumble, a punt and a missed 52-yard FG to show on three trips into Kansas City territory. Still, San Diego did hold a slight 130-to-122 edge in total yardage heading into the locker room.

Kansas City's offensive struggles continued in the second half, as the club punted on its first two possessions. San Diego then broke the stalemate midway through the third quarter when the team's battering ram — RB Marion Butts — burst into the secondary en route to a 54-yard score, giving the Chargers a 7-0 lead. Butts finished the game with 15 carries for 119 yards.

Things went downhill from there for the Chiefs. On Kansas City's next offensive play, QB Dave Krieg had a pass tipped by DE Blaise Winter. Fellow DE Leslie O'Neal picked off the ball at the Kansas City 29-yard line, setting up a 34-yard FG from K John Carney to give San Diego a 10-0 advantage with 3:33 left in the third quarter.

While Kansas City's defense was good, forcing 5.0 sacks — including 1.5 by LB Derrick Thomas — San Diego's defense was even better, harassing Krieg all day and finishing the game with 7.0 sacks. Krieg got the Chiefs into Chargers territory on each of the next two drives, but was sacked 3.0 times on those two series, stifling any scoring possibilities.

San Diego then delivered an offensive blow on its next possession. Behind a steady diet of RB Eric Bieniemy, the Chargers mounted an 11-play, 91-yard drive that ate 5:32 off the clock. H-back Steve Hendrickson got a rare carry and bulled his way into the end zone from five yards out to give the home team a 17-0 lead with 4:57 left in the fourth quarter.

The knockout punch quickly followed when Chargers DT Shawn Lee stripped Krieg on Kansas City's next possession. San Diego recovered and took over with 3:52 remaining. The Chiefs would get the ball back one last time, but the results were the same as they had been all day as San Diego sacked Krieg one last time and secured a 17-0 victory.

CHARGERS — Butts, 54-yard run (Carney kick) (4-74, 1:57).
CHARGERS — Carney, 34-yard FG (4-9, 2:03).
CHARGERS — Hendrickson, 5-yard run (Carney kick) (11-91, 5:32).

Team Statistics	Chargers	Chiefs
First Downs	18	17
Total Net Yards	342	251
Rushes/Net Yards	35/192	19/61
Net Passing	150	190
Pass Attempts/Completions	23/14	34/16
Had Intercepted	0	2
Sacked/Yards Lost	5/49	7/43
Punts/Average	6/44.2	8/45.0
Penalties/Yards	5/44	7/62
Fumbles/Lost	2/1	2/1
Possession Time	29:46	30:14

RUSHING

CHIEFS — Williams 12-35; McNair 3-18; Krieg 2-4; Word 2-4.
CHARGERS — Butts 15-119, TD; Bieniemy 13-38; Harmon 4-27; Hendrickson 1-5, TD; Bernstine 1-3; Humphries 1-0.

RECEIVING

CHIEFS — Birden 4-78; McNair 4-35; Davis 3-30; Hargain 2-46; M. Smith 1-28; Williams 1-11; Cash 1-5.
CHARGERS — Harmon 4-21; Walker 3-60; Miller 2-58; Butts 2-17; N. Lewis 1-39; Brennan 1-8; Bieniemy 1-(-4).

PASSING

CHIEFS — Krieg 16-34-233, 0 TDs, 2 INTs.
CHARGERS — Humphries 14-23-199, 0 TDs, 0 INTs.

INTERCEPTIONS

CHIEFS — None.
CHARGERS — Carrington 1-40; O'Neal 1-3.

SACKS

CHIEFS — Thomas 1.5; Bayless 1.0; A. Lewis 1.0; N. Smith 1.0; Griffin 0.5.
CHARGERS — Grossman 2.5; Lee 2.0; O'Neal 2.0; Winter 0.5.

FIELD GOALS

CHIEFS — None.
CHARGERS — Corney 52S (34)



San Diego stuffs the Chiefs offense, sacking QB Dave Krieg 7.0 times in a shutout win.



1993 AFC WILD CARD PLAYOFF GAME

Chiefs 27, Steelers 24 (OT)

January 8, 1994 • Arrowhead Stadium • 74,515



PITTSBURGH 7 10 0 7 0 — 24
KANSAS CITY 7 0 3 14 3 — 27

It took an extra session to settle the score in the initial postseason match-up between Kansas City and Pittsburgh, but the Chiefs would eventually prevail, 27-24. A blocked punt and the last-minute heroics of QB Joe Montana – who was making his first playoff appearance with Kansas City – helped the Chiefs send the game to overtime where K Nick Lowery's 32-yard FG was the difference in the franchise's first OT playoff contest since the '62 AFL Championship Game.

Pittsburgh head coach Bill Cowher had previously served as both a player and assistant coach under Marty Schottenheimer before taking over the fortunes of the Steelers. Early on, the pupil appeared to have the upper hand as Pittsburgh held a 17-7 halftime lead thanks to a pair of TD passes from QB Neil O'Donnell. WR Andre Cooper hauled one in from 10 yards out and WR Ernie Mills caught a 26-yarder with just 0:18 left in the first half.

Kansas City's lone score of the first half came when QB Dave Krieg – who made a brief appearance for an injured Montana – delivered a 23-yard TD completion to WR J.J. Birden in the first quarter. A 23-yard FG in the third quarter would cut the Pittsburgh lead to 17-10, setting the stage for a fantastic finish.

Montana guided the squad on a nine-play, 80-yard drive to open the quarter, culminating with a two-yard TD trot by RB Marcus Allen, who was also making his initial postseason appearance with the Red and Gold. With the score tied at 17-17, O'Donnell answered with a nine-play, 74-yard drive, hitting TE Eric Green for a 22-yard score to put Pittsburgh back ahead with 4:11 left in regulation.

After KC went three-and-out on its next possession, the Steelers had a chance to run out the clock when they got the ball back with 3:00 remaining. However, the Chiefs defense would hold, setting the stage for Kansas City's special teams to swing the momentum back in favor of the home squad. TE Keith Cash swatted down P Mark Royals' punt, which was recovered by WR Fred Jones who returned the ball to the Pittsburgh nine-yard line.

Facing fourth-and-goal from the seven with 1:48 left, the ever-cool Montana found WR Tim Barnett in the back of the end zone to even the count at 24-24. KC's defense would force Pittsburgh three-and-out once again, giving Montana and the Chiefs one final shot in regulation, but a 43-yard FG attempt from Lowery sailed wide right with 0:13 remaining, sending the game to overtime.

Kansas City won the toss, but was unable to move the ball. Pittsburgh got to midfield before it was forced to punt, setting up one final drive by Montana. After starting on their own 20-yard line, KC moved to midfield and was deep in Pittsburgh territory after Montana hit Cash on an 18-yard strike. Five plays later, Lowery took the field on third down and drove the game-winning 32-yard FG through the uprights with 3:57 showing on the clock.

STEELERS — Cooper, 10-yard pass from O'Donnell (Anderson kick) (9-66, 5:00).
CHIEFS — Birden, 23-yard pass from Krieg (Lowery kick) (7-75, 2:21).
STEELERS — Anderson, 30-yard field goal (15-63, 7:05).
STEELERS — Mills, 26-yard pass from O'Donnell (Anderson kick) (6-51, 0:37).
CHIEFS — Lowery, 23-yard FG (11-49, 5:11).
CHIEFS — Allen, 2-yard run (Lowery kick) (9-80, 5:18).
STEELERS — Green, 22-yard pass from O'Donnell (Anderson kick) (9-74, 4:47).
CHIEFS — Barnett, 7-yard pass from Montana (Lowery kick) (4-9, 0:46).
CHIEFS — Lowery, 32-yard FG (11-66, 5:59).

Team Statistics	Steelers	Chiefs
First Downs	21	28
Total Net Yards	369	401
Rushes/Net Yards	35/97	33/125
Net Passing	272	276
Pass Attempts/Completions	42/23	44/29
Had Intercepted	0	0
Sacked/Yards Lost	3/14	4/23
Punts/Average	7/38.3	6/44.8
Penalties/Yards	5/40	5/25
Fumbles/Lost	1/0	0/0
Possession Time	34:58	36:05

RUSHING

CHIEFS — Allen 21-67, TD; Anders 5-27; Montana 4-13; McNair 2-9, Jones 1-9.
STEELERS — L. Thompson 25-60; Hoge 6-27; Stone 3-11; O'Donnell 1-(-1).

RECEIVING

CHIEFS — Cash 7-56; Birden 6-72, TD; Allen 4-29; Anders 3-30; Barnett 3-30, TD; Davis 2-47; Hayes 2-11; Hughes 1-15; McNair 1-9.
STEELERS — Graham 7-96; Mills 4-60, TD; Hoge 3-43; Stone 3-36; L. Thompson 3-4; Green 2-37, TD; Cooper 1-10, TD.

PASSING

CHIEFS — Montana 28-43-276, 1 TD, 0 INTs; Krieg 1-1-23, 1 TD, 0 INTs.
STEELERS — O'Donnell 23-42-286, 3 TDs, 0 INTs.

INTERCEPTIONS

CHIEFS — None.
STEELERS — None.

SACKS

CHIEFS — N. Smith 2.0; Bayless 1.0.
STEELERS — G. Williams 3.0; Lloyd 1.0.

FIELD GOALS

CHIEFS — Lowery (23) 43WR (32).
STEELERS — Anderson (30).



1993 AFC DIVISIONAL PLAYOFF GAME

Chiefs 28, Oilers 20

January 16, 1994 • Astrodome • 64,011



KANSAS CITY	0	0	7	21	—	28
HOUSTON	10	0	0	10	—	20

Kansas City pulled a huge upset over heavily-favored Houston to advance to its first-ever AFC Championship Game with a 28-20 victory at the Astrodome. The contest marked the Chiefs first road playoff win since claiming a 17-7 triumph at Oakland in the '69 AFL Championship Game.

Houston was the NFL's hottest team heading into the playoffs, owning 11 consecutive wins to close the regular season and showed no signs of cooling down after jumping out to a 10-0 lead in the first quarter over the Chiefs. An interception by CB Steve Jackson on KC's first drive set up a 49-yard FG by K Al Del Greco, while an 11-play, 80-yard Oilers scoring march was capped by a two-yard RB Gary Brown TD run.

Houston's defense had proclaimed the Astrodome as "The House of Pain," but it was Kansas City's defense which began to inflict some damage, registering three sacks and forcing three fumbles in the second quarter alone. While the Chiefs offense couldn't capitalize, it would be a sign of things to come. Kansas City finished the game with a team playoff-record 9.0 sacks and seven forced fumbles, including a pair of sacks apiece by CB Albert Lewis, LB Derrick Thomas, S Bennie Thompson and DT Joe Phillips. Thomas and DE Neil Smith each had two forced fumbles, as well.

The Chiefs finally got on the board in the third quarter when QB Joe Montana threw a seven-yard TD pass to TE Keith Cash, who emphatically spiked the ball into a banner bestowed with the likeness of Oilers defensive coordinator Buddy Ryan. But Cash's exclamation point was nothing compared to the mayhem that would ensue in the fourth quarter.

Another interception by Houston led to a 43-yard FG that put the Oilers ahead 13-7. But the Chiefs grabbed their first lead of the day just three plays later with an 11-yard TD catch by WR J.J. Birden. On the Oilers next play from scrimmage, Thomas unleashed his patented sack-and-strip maneuver on Moon with Chiefs DT Dan Saleaumua scooping up the loose ball at the Houston 20-yard line. This time Montana — who finished the contest with 299 yards — found WR Willie Davis for an 18-yard TD to push the Chiefs advantage to 21-13.

But the Oilers wouldn't go away. Moon — who compiled 306 yards on the day — promptly responded with a seven-yard scoring strike to WR Ernest Givins to pull Houston to within 21-20. Kansas City would produce a one-two knockout combination on its next drive. Cash snared a 41-yard pass from Montana on a third-and-one situation from the KC 30-yard line. Then faced with third-and-two at the Houston 21-yard line, RB Marcus Allen burst through the middle of the line for a 21-yard TD dash to make the score 28-20.

A final sack from Thomas would all but seal the Oilers fate as the Chiefs turned "The House of Pain" into a house of horrors for Houston in the final NFL postseason game ever played in the Astrodome.

- OILERS** — Del Greco, 49-yard FG (4-8, 1:13).
- OILERS** — Brown, 2-yard run (Del Greco kick) (11-80, 6:30).
- CHIEFS** — Cash, 7-yard pass from Montana (Lowery kick) (7-71, 3:30).
- OILERS** — Del Greco, 43-yard FG (4-1, 1:59).
- CHIEFS** — Birden, 11-yard pass from Montana (Lowery kick) (2-71, 0:59).
- CHIEFS** — Davis, 18-yard pass from Montana (Lowery kick) (3-12, 0:42).
- OILERS** — Givins, 7-yard pass from Moon (Del Greco kick) (9-80, 4:09).
- CHIEFS** — Allen, 21-yard run (Lowery kick) (6-79, 1:40).

Team Statistics	Oilers	Chiefs
First Downs	19	18
Total Net Yards	277	354
Rushes/Net Yards	14/39	18/71
Net Passing	238	283
Pass Attempts/Completions	43/32	38/22
Had Intercepted	1	2
Sacked/Yards Lost	9/68	2/16
Punts/Average	5/48.6	5/45.0
Penalties/Yards	3/63	7/51
Fumbles/Lost	7/2	0/0
Possession Time	35:42	24:18

RUSHING

- CHIEFS** — Allen 14-74, TD; Anders 1-0; Montana 1-(-1); Krieg 2-(-2).
- OILERS** — Moon 3-22; Brown 11-17, TD.

RECEIVING

- CHIEFS** — Birden 6-60, TD; Davis 5-96, TD; Cash 4-80, TD; Barnett 2-24; McNair 2-9; Allen 1-12; Hayes 1-9; F. Jones 1-9.
- OILERS** — Jeffries 9-88; Givins 7-63, TD; Wellman 6-80; Duncan 6-49; Brown 4-26.

PASSING

- CHIEFS** — Montana 22-38-299, 3 TDs, 2 INTs; Krieg 0-0-0, 0 TDs, 0 INTs.
- OILERS** — Moon 32-43-306, 1 TD, 1 INT.

INTERCEPTIONS

- CHIEFS** — Mincy 1-12.
- OILERS** — Jackson 1-14; Hoage 1-0.

SACKS

- CHIEFS** — Lewis 2.0; Phillips 2.0; D. Thomas 2.0; B. Thompson 2.0; N. Smith 1.0.
- OILERS** — Fuller 1.0; Lathon 1.0.

FIELD GOALS

- CHIEFS** — None.
- OILERS** — Del Greco (49) (43).



1993 AFC CHAMPIONSHIP GAME

Bills 30, Chiefs 13

January 23, 1994 • Rich Stadium • 76,642



KANSAS CITY..... 6 0 7 0 — 13
BUFFALO..... 7 13 0 10 — 30

The Chiefs knew that they had to stop the run in order to dethrone the reigning three-time AFC Champion Buffalo Bills on their home turf. Unfortunately, the 229 rushing yards amassed by the Bills provided all that was necessary in a 30-13 AFC Championship Game setback at Rich Stadium. Although the Chiefs were outgained by just 51 yards (389 to 338), they allowed RB Thurman Thomas to gain 186 of Buffalo's 229 rushing yards.

Kansas City was in uncharted territory as the club was playing in its first-ever AFC title game and vying for its first Super Bowl appearance since '69, while the Bills were playing in an unprecedented fourth straight AFC Championship Game.

Neither team's offense was able to move the ball effectively at the start of the first quarter. Midway through the frame, though, Thomas would start to get on track as his easy 12-yard TD scamper gave the Bills a 7-0 lead.

But Kansas City would answer. QB Joe Montana orchestrated a 10-play, 52-yard drive that culminated with a 31-yard FG by K Nick Lowery. S Bennie Thompson then forced Bills WR Russell Copeland to fumble on the ensuing kickoff. WR Fred Jones scooped up the loose ball, setting the stage for another 31-yard FG to cut Buffalo's lead to one as the first quarter came to a close.

The second quarter was all Buffalo as the club scored on three straight possessions, getting a three-yard TD run from Thomas and FGs of 23 and 25 yards from K Steve Christie. The Chiefs had a chance to cut into the lead as the half ended, but a pass by Montana slipped through the hands of FB Kimble Anders, stationed in the end zone, and into the waiting arms of Buffalo S Henry Jones. The Bills took a 20-6 lead into the half as Thomas had already amassed 129 yards on the ground.

The Chiefs got the ball to open the second half, but three plays into the third quarter Montana was slammed to the turf by S Matt Darby and LB Darryl Talley, suffering a concussion on the play. Montana was sidelined for the remainder of a very chilly afternoon as QB Dave Krieg came off the bench.

With 2:58 left in the third quarter, Kansas City shaved the Bills lead to seven points with a 14-play, 90-yard drive that culminated in a one-yard plunge by RB Marcus Allen. But Buffalo countered with an 18-yard FG and a three-yard TD run by Thomas to make the count 30-13.

Kansas City's last legitimate comeback hope evaporated when Krieg was picked off at the goal line by CB James Williams with 3:23 left. Krieg would get the club as close as the Buffalo one-yard line on the Chiefs final drive, but it would not matter as time expired on Kansas City and its Super Bowl aspirations.

BILLS — T. Thomas, 12-yard run (Christie kick) (6-47, 1:52).
CHIEFS — Lowery, 31-yard FG (10-51, 4:45).
CHIEFS — Lowery, 31-yard FG (5-11, 1:35).
BILLS — T. Thomas, 3-yard run (Christie kick) (9-80, 3:37).
BILLS — Christie, 23-yard FG (10-41, 3:31).
BILLS — Christie, 25-yard FG (10-56, 3:55).
CHIEFS — Allen, 1-yard run (Lowery kick) (14-90, 7:18).
BILLS — Christie, 18-yard FG (14-79, 6:11).
BILLS — T. Thomas, 3-yard run (Christie kick) (8-52, 4:41).

Team Statistics	Bills	Chiefs
First Downs	30	22
Total Net Yards	389	338
Rushes/Net Yards	46/229	21/52
Net Passing	160	286
Pass Attempts/Completions	27/17	52/25
Had Intercepted	0	2
Sacked/Yards Lost	0/0	4/37
Punts/Average	4/33.3	6/40.8
Penalties/Yards	2/10	6/29
Fumbles/Lost	1/1	1/0
Possession Time	30:40	29:20

RUSHING

CHIEFS — Allen 18-50, TD; Anders 2-1; Montana 1-1.
BILLS — T. Thomas 33-186, 3 TDs; K. Davis 10-31; Reed 1-8; Kelly 2-3.

RECEIVING

CHIEFS — Cash 6-87; W. Davis 5-57; Birden 4-60; Allen 2-36; McNair 2-33; Hayes 2-14; E. Thompson 1-12; Hughes 1-11; Anders 1-7; Szott 1-6.
BILLS — Reed 4-49; Brooks 4-34; Metzelaars 4-29; T. Thomas 2-22; Beebe 2-19; McKeller 1-7.

PASSING

CHIEFS — Montana 9-23-125, 0 TDs, 1 INT; Krieg 16-29-198, 0 TDs, 1 INT.
BILLS — Kelly 17-27-160, 0 TDs, 0 INTs.

INTERCEPTIONS

CHIEFS — None.
BILLS — H. Jones 1-15; J. Williams 1-0.

SACKS

CHIEFS — None.
BILLS — Hansen 1.0; B. Smith 1.0; Talley 1.0; Wright 1.0.

FIELD GOALS

CHIEFS — Lowery (31) (31).
BILLS — Christie (23) (25) (18).



1994 AFC WILD CARD PLAYOFF GAME

Dolphins 27, Chiefs 17

December 31, 1994 • Joe Robbie Stadium • 67,487



KANSAS CITY.....	14	3	0	0	—	17
MIAMI.....	7	10	10	0	—	27

In a game that proved to be the final contest of QB Joe Montana's legendary career, the Chiefs signal-caller provided a dramatic first-half showdown with fellow Western Pennsylvania native, Dolphins QB Dan Marino. But after these two legendary passers dueled to a 17-17 halftime tie, Miami pulled away in the second half behind Marino for a 27-17 victory.

The Chiefs outgained Miami by a 414-to-381 margin in total yardage, but a pair of second-half turnovers and a staunch Dolphins defense was too much to overcome. Neither club was able to mount a substantial pass rush as Chiefs LB Derrick Thomas recorded the game's only sack in his return to his South Florida hometown.

Both quarterbacks were nearly flawless in the first 30 minutes as Montana completed 12 of 15 passes for 178 yards and two TDs, while Marino hit on 14 of 16 attempts for 162 yards and one score as the two squads each scored on their first three possessions.

Montana started the shootout by guiding an exquisite 11-play, 80-yard drive that was capped with a one-yard play-action TD toss to TE Derrick Walker. Marino immediately answered with a nearly-identical, 10-play, 72-yard march that ended with a one-yard plunge by RB Bernie Parmalee to tie the score at 7-7.

KC struck quickly on its next possession as Montana found FB Kimble Anders on a 67-yard screen pass that hit paydirt. The two clubs then traded field goals before Marino produced a monster, 13-play, 80-yard drive that consumed 5:50 off the clock. A one-yard TD pass to TE Ronnie Williams with 0:22 remaining in the second quarter ended an exquisite half of football with the score deadlocked at 17-17.

Marino picked up right where he left off on the opening possession of the second half, putting the Dolphins ahead 24-17 on a seven-yard scoring strike to WR Irving Fryar. But this time the Chiefs and Montana could not answer, going three-and-out on their next two drives. Meanwhile, Miami tacked on a 40-yard FG from K Pete Stoyanovich to go up 27-17.

The Dolphins defense then clamped down in the fourth quarter. CB J.B. Brown picked off a Montana pass in the end zone to thwart a golden scoring opportunity, while S Michael Stewart forced a rare fumble by RB Marcus Allen as KC crossed into Miami territory on its next possession.

Miami was then content to grind it out on the ground, consuming over five minutes off the clock before the Chiefs could regain possession. Montana managed to get Kansas City as close as the Dolphins 19-yard line before his final professional pass fell incomplete on fourth down as he attempted to find WR Willie Davis. He finished the game with 314 yards on 26-of-37 passing with two TDs and one INT, while Marino ended the day by completing 22 of 29 attempts for 257 yards with two TD passes and no INTs.

- CHIEFS** — D. Walker, 1-yard pass from Montana (Elliott kick) (11-80, 6:28).
- DOLPHINS** — Parmalee, 1-yard run (Stoyanovich kick) (10-72, 6:12).
- CHIEFS** — Anders, 57-yard pass from Montana (Elliott kick) (4-83, 1:40).
- DOLPHINS** — Stoyanovich, 40-yard FG (7-35, 3:25).
- CHIEFS** — Elliott, 21-yard FG (12-69, 6:03).
- DOLPHINS** — R. Williams, 1-yard pass from Marino (Stoyanovich kick) (13-80, 5:50).
- DOLPHINS** — Fryar, 7-yard pass from Marino (Stoyanovich kick) (6-64, 3:02).
- DOLPHINS** — Stoyanovich, 40-yard FG (10-59, 4:48).

Team Statistics	Dolphins	Chiefs
First Downs	22	24
Total Net Yards	381	414
Rushes/Net Yards	31/132	23/100
Net Passing	249	314
Pass Attempts/Completions	29/22	37/26
Had Intercepted	0	1
Sacked/Yards Lost	1/8	0/0
Punts/Average	3/43.3	2/40.0
Penalties/Yards	6/50	4/15
Fumbles/Lost	0/0	3/1
Possession Time	27:30	32:30

RUSHING

- CHIEFS** — Allen 14-64; Anders 5-17; Hill 2-14; Montana 2-5.
- DOLPHINS** — Parmalee 18-57, TD; Spikes 9-49; McDuffie 1-19; Marino 2-4; Craver 1-3.

RECEIVING

- CHIEFS** — Anders 6-103, TD; Allen 5-49; Birden 4-56; Cash 3-38; D. Walker 3-27, TD; Dawson 3-21; Hill 1-11; Davis 1-9.
- DOLPHINS** — Fryar 6-71, TD; Craver 4-35; Parmalee 2-34; Jackson 2-29; M. Williams 2-28; McDuffie 2-25; Saxon 2-24; Miller 1-10; R. Williams 1-1, TD.

PASSING

- CHIEFS** — Montana 26-37-314, 2 TDs, 1 INT.
- DOLPHINS** — Marino 22-29-257, 2 TDs, 0 INTs.

INTERCEPTIONS

- CHIEFS** — None.
- DOLPHINS** — Brown 1-24.

SACKS

- CHIEFS** — Thomas 1.0.
- DOLPHINS** — None.

FIELD GOALS

- CHIEFS** — Elliott (21).
- DOLPHINS** — Stoyanovich (40) (40).



1995 AFC DIVISIONAL PLAYOFF GAME

Colts 10, Chiefs 7

January 7, 1996 • Arrowhead Stadium • 77,594



INDIANAPOLIS 0 7 3 0 — 10
KANSAS CITY 7 0 0 0 — 7

Frigid conditions, four turnovers and three missed field goals contributed to one of the most shocking upsets in Chiefs history as Kansas City (13-3) suffered a 10-7 loss to Indianapolis (9-7) at Arrowhead.

A kickoff temperature of 11 degrees and a wind chill of -9 seemingly did little to faze the dome-dwelling Colts. Indianapolis didn't lose any of its four fumbles and despite missing two field goals, it still made one when it counted as Kansas City squandered a solid effort from its league-leading scoring defense and 94 rushing yards from Marcus Allen, the fourth-best total in KC playoff history.

The Chiefs got off to a promising start, putting together a five-play, 62-yard TD drive on their third possession of the game. That march culminated with a 20-yard scoring pass from QB Steve Bono to WR Lake Dawson to give Kansas City its only score of the day and a 7-0 lead.

Colts QB Jim Harbaugh then made arguably the biggest play of the game on Indianapolis' next possession. Facing third-and-11 at his own 22-yard line, Harbaugh scrambled for an 18-yard gain. The Colts would convert six times on either third or fourth down on the drive, including a five-yard TD catch by WR Floyd Turner on third down which capped an 18-play, 77-yard drive that ate 8:40 off the clock and tied the count at 7-7.

Indianapolis K Cary Blanchard was short on a 47-yard FG after a KC fumble. Chiefs K Lin Elliott had a shot to put his team ahead with 0:12 left in the first half, but he was wide right from 35 yards out as the contest remained tied at halftime.

Kansas City boasted an NFL-best +12 turnover differential during the regular season and forced its only takeaway of the day when CB Mark Collins picked off Harbaugh. But just two plays later, Bono was intercepted by CB Ashley Ambrose, setting up a 30-yard Blanchard FG to put Indianapolis ahead 10-7 with 2:48 left in the third quarter.

KC's defense kept it close in the final 15 minutes, but it was not enough. Elliott was wide right on a 39-yard FG to open the fourth quarter and Bono was picked off by LB Quentin Coryatt on the Chiefs next possession. KC still appeared to have a shot when Blanchard's 49-yard FG fell short with 5:44 left in the game, but three plays later Bono was picked off by CB Eugene Daniel. However, the Chiefs defense held once again, setting the stage for one final drive with 4:12 remaining in the contest.

QB Rich Gannon came on in relief of Bono and took over at the Chiefs 18-yard line. He methodically moved the club downfield, converting three third downs, including a 14-yard scramble that put Kansas City at the Colts 25-yard line with 0:56 left. Gannon narrowly missed WR Lake Dawson in the end zone on third down, setting the stage for a final field goal attempt by Elliott from 42 yards out. But the kick sailed wide left as Indianapolis claimed a 10-7 victory and advanced to the AFC Championship Game.

CHIEFS — Dawson, 20-yard pass from Bono (Elliott kick) (5-62, 2:28).
COLTS — Turner, 5-yard pass from Harbaugh (Blanchard kick) (18-77, 8:40).
COLTS — Blanchard, 30-yard FG (9-35, 4:35).

Team Statistics	Colts	Chiefs
First Downs	16	15
Total Net Yards	249	281
Rushes/Net Yards	39/147	28/129
Net Passing	102	152
Pass Attempts/Completions	27/12	33/16
Had Intercepted	1	3
Sacked/Yards Lost	2/10	0/0
Punts/Average	6/36.5	4/36.8
Penalties/Yards	6/38	3/29
Fumbles/Lost	4/0	1/1
Possession Time	33:14	26:46

RUSHING

CHIEFS — Allen 21-94; Gannon 2-19; Anders 5-16.
COLTS — Warren 20-76; Harbaugh 9-48; Crockett 6-12; Humphrey 4-11.

RECEIVING

CHIEFS — Anders 7-44; Dawson 4-70, TD; Allen 2-21; Slaughter 2-10; Walker 1-7.
COLTS — Dawkins 4-37; Bailey 2-37; Warren 2-18; Turner 2-15, TD; Crockett 2-5.

PASSING

CHIEFS — Bono 11-25-122, 1 TD, 3 INTs; Gannon 5-8-30, 0 TDs, 0 INTs.
COLTS — Harbaugh 12-27-112, 1 TD, 1 INT.

INTERCEPTIONS


CHIEFS — Collins 1-0.
COLTS — Daniel 1-13; Coryatt 1-10; Ambrose 1-2.

SACKS

CHIEFS — Booker 1.0; N. Smith 1.0.
COLTS — None.

FIELD GOALS

CHIEFS — Elliott 35WR 39WL 42WL.
COLTS — Blanchard 47S (30) 49S.



LB Derrick Thomas, DE Neil Smith and the Chiefs can't overcome the combination of bone-chilling cold and Colts QB Jim Harbaugh.



1997 AFC DIVISIONAL PLAYOFF GAME

Broncos 14, Chiefs 10

January 4, 1998 • Arrowhead Stadium • 76,965



DENVER..... 0 7 0 7 — 14
KANSAS CITY..... 0 0 10 0 — 10

The two teams with the AFC's best regular season records squared off as Kansas City (13-3) and Denver (12-4) met for the first time in postseason play. The Chiefs boasted the NFL's top scoring defense (14.5 ppg), while the Broncos owned the league's number one scoring offense (29.5 ppg). But it was Denver that claimed a 14-10 victory in what would be the final contest of RB Marcus Allen's storied Hall of Fame career.

Kansas City outgained Denver by 303 to 272 total yards and held a +2 edge in the turnover column, but an inability to put points on the board in several key situations cost the Chiefs a chance to host the AFC Championship Game. After the two teams battled through a scoreless first quarter, KC appeared to get on the board first, but was flagged for holding on a 34-yard FG by K Pete Stoyanovich, who had missed just one FG during the regular season. However, Stoyanovich's ensuing 44-yard attempt went wide left to leave the count at 0-0.

Denver QB John Elway then marched the Broncos on an eight-play, 65-yard scoring drive that culminated with a one-yard TD run by RB Terrell Davis, who would finish the game with 25 carries for 101 yards. KC could not get back into scoring range, as the Broncos took a 7-0 lead into the intermission.

Chiefs QB Elvis Grbac opened the second half with a 34-yard pass to WR Andre Rison, who finished the day with 110 receiving yards, the third-highest total in Chiefs postseason history. The game's most pivotal sequence would follow. Facing third-and-goal at the Denver three, Grbac connected with rookie TE Tony Gonzalez, who appeared to be forced out of the end zone by Broncos CB Darrien Gordon. However, the play was ruled an incompleteness, forcing the Chiefs to settle for a 20-yard FG to cut the gap to 7-3.

With Denver poised at the Kansas City 11-yard line on its next drive, Chiefs DE John Browning forced a fumble by RB Derek Loville to thwart a Broncos scoring opportunity. After both squads exchanged punts, Grbac found WR Joe Horn on a 50-yard strike to set up a 12-yard TD pass to Gonzalez, giving the Chiefs a short-lived 10-7 advantage. However, Davis found paydirt from one-yard out on the Broncos ensuing drive to retake the lead at 14-10.

KC got as deep as the Denver 31-yard line on its next possession and lined up in field goal formation on fourth-and-six, but holder P Louie Aguiar ran with the ball and was tackled three yards short of a first down. Kansas City began its last possession with 4:04 left. Grbac found Rison for a 23-yard gain to move KC to the Broncos 28 with 1:51 left as the Chiefs used their final time out. Facing fourth-and-two at the Denver 20-yard line with 0:19 remaining, Grbac's final pass into the end zone was batted down by Gordon as Denver held on to claim the 14-10 victory.

BRONCOS — T. Davis, 1-yard run (Elam kick) (8-65, 4:51).

CHIEFS — Stoyanovich, 20-yard FG (11-67, 5:18).

CHIEFS — Gonzalez, 12-yard pass from Grbac (Stoyanovich kick) (4-65, 1:35).

BRONCOS — T. Davis, 1-yard run (Elam kick) (6-49, 2:38).

Team Statistics	Broncos	Chiefs
First Downs	16	18
Total Net Yards	272	303
Rushes/Net Yards	32/109	24/77
Net Passing	163	226
Pass Attempts/Completions	19/10	37/24
Had Intercepted	0	0
Sacked/Yards Lost	1/7	4/34
Punts/Average	6/36.2	5/46.4
Penalties/Yards	8/64	7/65
Fumbles/Lost	4/2	2/0
Possession Time	28:54	31:06

RUSHING

CHIEFS — Allen 12-37; Grbac 4-22; Anders 3-9; Bennett 3-4; Aguiar 1-3; Hill 1-2.

BRONCOS — T. Davis 25-101, 2 TDs; Griffith 4-9; Loville 2-0; Elway 1-(-1).

RECEIVING

CHIEFS — Rison 8-110; Popson 5-26; Gonzalez 3-26, TD; Dawson 2-20; Anders 2-4; Horn 1-50; Hughes 1-13; Allen 1-8; Vanover 1-3.

BRONCOS — McCaffrey 3-56; Sharpe 2-33; R. Smith 2-19; Carswell 1-26; Green 1-19; T. Davis 1-17.

PASSING

CHIEFS — Grbac 24-37-260, 1 TD, 0 INTs.

BRONCOS — Elway 10-19-170, 0 TDs, 0 INTs.

INTERCEPTIONS

CHIEFS — None.

BRONCOS — None.

SACKS

CHIEFS — Woods 1.0.

BRONCOS — N. Smith 2.0; A. Williams 2.0.

FIELD GOALS

CHIEFS — Stoyanovich 44WL (20).

BRONCOS — None.



QB John Elway and the Broncos do just enough to slip past the Chiefs at Arrowhead.



2003 AFC DIVISIONAL PLAYOFF GAME

Colts 38, Chiefs 31

January 11, 2004 • Arrowhead Stadium • 79,159



INDIANAPOLIS 14 7 10 7 — 38
KANSAS CITY 3 7 14 7 — 31

The NFL's top two scoring offenses and two of the game's brightest stars battled in an offensive shootout at Arrowhead in which Indianapolis prevailed by a 38-31 margin. RB Priest Holmes finished the game with a Chiefs single-game postseason record 176 rushing yards and tied a club playoff record with two rushing TDs. Colts QB Peyton Manning was just as good, throwing for 304 yards with three scores and posting an impeccable 138.8 rating.

In a game that featured no punts, just one turnover and only five total penalties, Manning's nearly-perfect performance kept the Colts one step ahead of Kansas City all afternoon. It marked just the third time in NFL postseason history that neither team was forced to punt and was the first time it had occurred since the '82 NFL Playoffs. Kansas City would draw within seven points three times in the second half, but Manning always had an answer.

Manning, the NFL's Co-MVP, opened the game with a 29-yard TD pass to WR Brandon Stokley. Kansas City would answer with a 22-yard field goal from Morten Andersen when Holmes was stopped on third-and-goal from the three. However, Manning and company kept the pressure on with an 11-yard TD run from RB Edgerrin James for a 14-3 lead.

The Chiefs rallied back as Green found WR Dante Hall on a nine-yard TD, cutting the deficit to 14-10. However, the Colts put together another impressive march, as Manning again capped it with a two-yard TD strike to FB Tom Lopienski for a 21-10 lead.

The scoring torrent finally abated as the Chiefs failed to score on their final first-half possession, thanks to a 31-yard touchdown that was called back on an offensive pass interference call on TE Tony Gonzalez and a missed 31-yard field goal.

Holmes ripped off a 48-yard dash on the second play of the third quarter, but had the ball ripped loose by CB David Macklin who recovered the fumble at the Colts 22-yard line. Indianapolis would cash the turnover in with a 45-yard FG from K Mike Vanderjagt for a 24-10 lead.

Holmes would exact revenge on the Chiefs next drive as he accounted for 44 yards rushing and a one-yard TD dive. After a Manning-to-Reggie Wayne TD pass boosted the Colts margin to 31-17 late in the third quarter, WR Dante Hall responded by returning the ensuing kickoff 92 yards for his second TD of the game. Hall's 208 kickoff return yards on the day set a Chiefs single-game postseason record and were the third-highest total in NFL postseason history.

Indianapolis would answer with a one-yard TD from James, building an insurmountable 38-24 lead. The Chiefs made it interesting though as Holmes scored on a one-yard TD run with 4:22 remaining to make the score 38-31. But Kansas City's defense couldn't get the ball back until just 0:08 remained on the clock, leaving the Chiefs out of time for a comeback.

- COLTS** — Stokley, 29-yard pass from Manning (Vanderjagt kick) (10-70, 5:40).
CHIEFS — Andersen, 22-yard field goal (11-73, 5:42).
COLTS — James, 11-yard run (Vanderjagt kick) (6-76, 3:01).
CHIEFS — Hall, 9-yard pass from Green (Andersen kick) (12-77, 7:02).
COLTS — Lopienski, 2-yard pass from Manning (Vanderjagt kick) (9-71, 4:06).
COLTS — Vanderjagt, 45-yard field goal (11-51, 5:08).
CHIEFS — Holmes, 1-yard run (Andersen kick) (8-55, 3:58).
COLTS — Wayne, 19-yard pass from Manning (Vanderjagt kick) (7-64, 3:38).
CHIEFS — Hall, 92-yard kickoff return (Andersen kick) (0-0, 0:13).
COLTS — James, 1-yard run (Vanderjagt kick) (10-81, 5:21).
CHIEFS — Holmes, 1-yard run (Andersen kick) (17-76, 6:52).

Team Statistics	Colts	Chiefs
First Downs	27	24
Total Net Yards	434	408
Rushes/Net Yards	32/142	30/196
Net Passing	292	212
Pass Attempts/Completions	30/22	30/18
Had Intercepted	0	0
Times Sacked/Yards	1.0/12.0	0.0/0.0
Punts/Average	0/0.0	0/0.0
Penalties/Yards	1/5	4/30
Fumbles/Lost	0/0	1/1
Possession Time	32:13	27:47

RUSHING

- CHIEFS** — Holmes 24-176, 2 TDs; Green 3-18; Morton 1-5; Blaylock 2-(-3).
COLTS — James 26-125, 2 TDs; Rhodes 5-18; Manning 1-(-1).

RECEIVING

- CHIEFS** — Holmes 5-32; Gonzalez 4-55; Kennison 3-50; Hall 2-19, TD; Boerigter 1-21; Morton 1-14; Blaylock 1-11; Richardson 1-10.
COLTS — Harrison 6-98; Wayne 6-83, TD; Stokley 4-57, TD; Pollard 3-41; James 1-16; Davenport 1-7; Lopienski 1-2, TD.

PASSING

- CHIEFS** — Green 18-30-212, 1 TD, 0 INTs.
COLTS — Manning 22-30-304, 3 TDs, 0 INTs.

INTERCEPTIONS

- CHIEFS** — None.
COLTS — None.

SACKS

- CHIEFS** — Truluck 1.0.
COLTS — None.

FIELD GOALS

- CHIEFS** — Andersen (22) 31WL.
COLTS — Vanderjagt (45).



2006 AFC WILD CARD PLAYOFF GAME

Colts 23, Chiefs 8

January 6, 2007 • RCA Dome • 57,215



KANSAS CITY	0	0	8	0	—	8
INDIANAPOLIS	6	3	7	7	—	23

The Chiefs fell behind 16-0 in an AFC Wild Card contest at Indianapolis and never could find the offensive rhythm to get back into the game, falling by a score of 23-8 at the RCA Dome. The Colts outgained the Chiefs by a 435-to-126 margin in total yards and limited Kansas City to just one-of-11 on third downs.

Despite a valiant defensive effort by Kansas City that held the Colts third-ranked offense out of the end zone for over 40 minutes, Indy shut down the Chiefs offensive attack. The Colts dominated nearly every category of the first half, but KC's defense kept them in the game by forcing three QB Peyton Manning INTs and relinquishing three first-half FGs, instead of TDs.

The Chiefs went three plays and out on each of their six first-half possessions and the Colts capitalized on three of their ensuing drives. On Indianapolis' first drive rookie RB Joseph Addai ripped off runs of 10 and nine yards to set up a 48-yard field goal.

On the Colts second drive Manning and WR Marvin Harrison converted on third-and-eight with a 42-yard pass to the Chiefs 25-yard line. Indianapolis would reach the KC one-yard line, but like they did on the first drive the Chiefs defense forced them to settle for a 19-yard K Adam Vinatieri field goal and a 6-0 lead.

The Chiefs squandered a golden opportunity to take the lead in the second quarter. CB Ty Law – who is no stranger to the playoffs with 13 postseason starts – intercepted Manning for his fifth postseason INT and returned it to the Colts nine-yard line. RB Larry Johnson ran the ball to the two, setting up third-and-goal. However QB Trent Green fell on third down after being stepped on as he pulled from center. Things got worse for Kansas City when K Lawrence Tynes' 23-yard field goal try hit the left upright, leaving the score at 6-0.

Kansas City dodged another bullet when rookie S Jarrad Page picked off Manning at the KC two-yard line with 1:50 left in the first half. However, once again the Chiefs offense couldn't move the ball and the Colts were able to sneak in a third field goal, this time from 50 yards out, to make it 9-0 at intermission.

Manning would throw his third INT of the game on the opening possession of the second half, as Law snared his sixth postseason INT, his fifth career playoff pickoff of Manning. The Chiefs couldn't convert the turnover into points and instead watched Indianapolis rattle off a 12-play, 89-yard TD drive. Manning completed four passes before Addai scored on a six-yard TD run to increase the Colts lead to 16-0.

With 3:38 remaining in the third quarter, the Chiefs finally notched their initial first down of the game on a six-yard pass from Green to TE Tony Gonzalez. That jumpstarted the offense as they would rattle off 60 yards en route to a Green-to-Gonzalez six-yard TD. A successful two-point conversion from Green to TE Kris Wilson cut the Colts lead to 16-8 after three quarters.

The one-possession deficit would not last long however as the Colts engineered a back-breaking, nine-play, 71-yard scoring drive that finished with a Manning-to-WR Reggie Wayne five-yard TD and moved Indianapolis ahead by a 23-8 margin.

The Chiefs still had hope with 4:00 left when they moved the ball to the Indy 26-yard line, but Green was sacked and stripped by DE Robert Mathis. Indianapolis would register its third turnover of the game on Kansas City's final possession, clinching the Colts 23-8 win.

COLTS	— Vinatieri, 48-yard field goal (10-39, 4:51).
COLTS	— Vinatieri, 19-yard field goal (10-68, 4:57).
COLTS	— Vinatieri, 50-yard field goal (6-33, 0:50).
COLTS	— Addai, 6-yard run (Vinatieri kick) (12-89, 6:56).
CHIEFS	— Gonzalez, 6-yard pass from Green (Green-Wilson pass) (8-60, 4:06).
COLTS	— Wayne, 5-yard pass from Manning (Vinatieri kick) (9-71, 4:52).

Team Statistics	Colts	Chiefs
First Downs	28	7
Total Net Yards	435	126
Rushes/Net Yards	40/188	17/44
Net Passing	247	82
Pass Attempts/Completions	39/31	24/14
Had Intercepted	3	2
Times Sacked/Yards	1.0/5.0	4.0/25.0
Punts/Average	2/38.0	6/52.3
Penalties/Yards	3/40	2/13
Fumbles/Lost	1/0	2/1
Possession Time	39:23	20:37

RUSHING

CHIEFS	— L. Johnson 13-32; D. Hall 2-14; Bennett 1-1; Green 1-(-3).
COLTS	— Addai 25-122, TD; Rhodes 13-68; Manning 2-(-2).

RECEIVING

CHIEFS	— L. Johnson 5-29; Gonzalez 4-25, TD; Wilson 2-29; D. Hall 2-12; Bennett 1-12.
COLTS	— Clark 9-103; Addai 7-26; Wayne 5-36, TD; Harrison 2-48; Rhodes 2-24; Moorehead 2-18; Utecht 2-17; Fletcher 1-(-4); Boiman 1-(-16).

PASSING

CHIEFS	— Green 14-24-107, 1 TD, 2 INTs.
COLTS	— Manning 30-38-268, 1 TD, 3 INTs; Smith 1-1-(-16), 0 TDs, 0 INTs.

INTERCEPTIONS

CHIEFS	— Law 2-43; Page 1-12.
COLTS	— Sanders 1-17; Bethea 1-16.

SACKS

CHIEFS	— Surtain 1.0.
COLTS	— Freeney 2.0; McFarland 1.0; Mathis 0.5; Schobel 0.5.

FIELD GOALS

CHIEFS	— Tynes 23LU.
COLTS	— Vinatieri (48) (19) (50).



CB Ty Law helps keep the Colts offense in check with two interceptions of QB Peyton Manning.



2010 AFC WILD CARD PLAYOFF GAME

Ravens 30, Chiefs 7

January 9, 2011 • Arrowhead Stadium • 72,190



BALTIMORE	3	7	13	7	—	30
KANSAS CITY	7	0	0	0	—	7

The Chiefs were within striking distance at halftime, trailing by only a 10-7 margin, but four second-half turnovers doomed Kansas City as Baltimore pulled away for a 30-7 victory. The Chiefs defense registered 4.0 sacks, including 2.0 from LB Tamba Hali.

The Chiefs won the toss, deferred to the second half and kicked off to open the game. Baltimore promptly moved down field and was poised with first and goal at the Chiefs one-yard line, but Kansas City's defense made a goal-line stand, rebuffing the Ravens on three straight plays. QB Joe Flacco's third-down pass was broken up by S Eric Berry, setting up a 19-yard K Billy Cundiff FG that gave Baltimore a 3-0 lead.

Kansas City went three and out on its opening drive. On Baltimore's ensuing possession, Hali recorded a sack and strip of Flacco and jumped on the ball, giving the Chiefs great field position at the Baltimore 46-yard line. Two plays later, RB Jamaal Charles reeled off a 41-yard TD scamper, the longest postseason TD run in team history, to put the Chiefs up 7-3 with 2:09 left in the first quarter.

On Kansas City's next possession, a Charles fumble set up Baltimore at their own 45, but KC's defense held. The teams exchanged punts before Flacco and company again moved into Chiefs territory. A nine-yard TD pass from Flacco to RB Ray Rice put the Ravens up 10-7 with 0:19 left to play before halftime, capping an 11-play, 80-yard scoring drive.

On the third play of the third quarter QB Matt Cassel's pass intended for TE Tony Moeaki was batted into the air and intercepted by S Haruki Nakamura. However, a hustling Charles stripped and recovered the ball at the KC 32-yard line, giving the Chiefs a fresh set of downs.

Kansas City moved the ball to the Baltimore 33-yard line, but Charles was thrown for a four-yard loss on fourth and one. Cundiff knocked through a 29-yard FG on the Ravens ensuing drive, extending their lead to 13-7 with 6:36 left in the third quarter.

Chiefs WR Dexter McCluster fumbled the ball on Kansas City's ensuing possession, setting up Baltimore at the Chiefs 17-yard line. Cundiff connected on another 29-yard FG, putting the Ravens up 16-7 with 4:20 left in the third quarter.

Two plays later, Cassel's pass for Moeaki was intercepted by S Dawan Landry, putting the Ravens at the Kansas City 21-yard line. Flacco then hit WR Anquan Boldin in the back of the end zone for a four-yard TD pass, pushing the Ravens advantage to 23-7.

On the first play of Kansas City's next drive, Cassel fumbled the ball and it was recovered by the Ravens. Head Coach Todd Haley challenged the play and the ruling on the field was overturned to an incomplete pass. The Chiefs were eventually forced to punt. Ravens RB Willis McGahee delivered the game's final score as he broke free for a 25-yard TD, extending Baltimore's lead to 30-7 with 4:26 left in the game.

Kansas City took over at the 40-yard line after the Ravens kickoff went out of bounds. Cassel was sacked twice on the drive and his fourth-down pass was intercepted by CB Josh Wilson at the Baltimore 34-yard line. Baltimore was able to run out the clock to seal the victory.

BAL — Cundiff, 19-yard field goal (14-69, 5:59).

KC — Charles, 41-yard run (Succop kick) (2-46, 0:49).

BAL — Rice, 9-yard pass from Flacco (Cundiff kick) (11-80, 5:30).

BAL — Cundiff, 29-yard field goal (7-51, 3:02).

BAL — Cundiff, 29-yard field goal (4-6, 1:20).

BAL — Boldin, 4-yard pass from Flacco (Cundiff kick) (6-31, 2:59).

BAL — McGahee, 25-yard run (Cundiff kick) (15-80, 10:20).

Team Statistics	Ravens	Chiefs
First Downs	26	8
Total Net Yards	390	161
Rushes/Net Yards	40/142	19/108
Net Passing	248	53
Pass Attempts/Completions	34/25	18/9
Had Intercepted	0	3
Times Sacked/Yards	4.0/17.0	3.0/17.0
Punts/Average	2/31.0	3/51.0
Penalties/Yards	2/20	5/40
Fumbles/Lost	3/2	2/2
Possession Time	41:44	18:16

RUSHING

KC — Charles 9-82, TD; Jones 5-15; Cassel 3-6; McCluster 2-5.

BAL — Rice 17-57; McGahee 10-44, TD; Flacco 7-26; Parmele 4-13; McClain 1-1; Stallworth 1-1.

RECEIVING

KC — McCluster 4-17; Moeaki 1-22; Charles 1-15; Jones 1-8; Tucker 1-5; Curtis 1-3.

BAL — Heap 10-108; Boldin 5-64, TD; Rice 5-42, TD; McGahee 2-10; Houshmandzadeh 1-28; Mason 1-11; Dickson 1-2.

PASSING

KC — Cassel 9-18-70, 0 TDs, 3 INTs.

BAL — Flacco 25-34-265, 2 TDs, 0 INTs.

INTERCEPTIONS

KC — None.

BAL — Landry 1-9; Nakamura 1-3; Wilson 1-0.

SACKS

KC — Hali 2.0; Belcher 1.5; Jackson 0.5.

BAL — Suggs 2.0; Lewis 1.0.

FIELD GOALS

KC — None.

BAL — Cundiff (19) (29) (29).



RB Jamaal Charles scores a 41-yard TD, the longest scoring run in Chiefs playoff history.



2013 AFC WILD CARD PLAYOFF GAME

Colts 45, Chiefs 44

January 4, 2014 • Lucas Oil Stadium • 63,551



KANSAS CITY.....10 21 10 3 — 44
INDIANAPOLIS.....7 3 21 14 — 45

In their Wild Card matchup, the Chiefs fell one point short of the Colts in a 45-44 loss in Indianapolis, eliminating them from playoff contention. Kansas City broke numerous club postseason records including most points scored in a game with 44, most net yards with 513, most touchdown passes with four and most passing yards with 378, but the record-setting statistics were still not enough to top the Colts.

Kansas City came out of the gate with a 14-play, 6:49 drive that included a 16-yard Chiefs QB Alex Smith scramble from the pocket and resulted in a six-yard pass to WR Dwayne Bowe, putting the Chiefs up 7-0. RB Jamaal Charles suffered a concussion on the game's opening drive and would not return. The Colts answered with a quick push down the field and a 10-yard touchdown pass from QB Andrew Luck to WR T.Y. Hilton to tie the game at 7-7.

On the ensuing drive, Smith and Bowe connected on a 63-yard pass to land the Chiefs on the Indianapolis two-yard line. After not being able to convert on the first three attempts, Kansas City was forced to settle for a K Ryan Succop field goal to make the score 10-7.

The second quarter kicked off with a huge 79-yard touchdown pass on a third-down from Smith catching Chiefs WR Donnie Avery in stride increasing the Kansas City lead to 17-7. After the score, Chiefs LB Tamba Hali forced an Indianapolis fumble on first down and LB Justin Houston recovered it for seven yards to the Colts 17-yard line. This set Kansas City up for another score after Smith found FB Anthony Sherman for a five-yard shovel pass that was good for a 24-7 lead in favor of the Chiefs.

Indianapolis moved swiftly down the field on the next drive as Luck scrambled for 21 yards on 4th-and-1. K Adam Vinatieri booted a 37-yard field goal to make the score 24-10.

The next drive proved to be a slow and steady one for the Chiefs. Picking up six first downs, four of which were third-down conversions, the drive was capped off by a RB Knile Davis four-yard touchdown run up the middle to increase the Chiefs lead to 31-10. Before the first half came to a close, Kansas City CB Brandon Flowers picked off a Luck pass and returned it for 17 yards, the second takeaway by the Chiefs.

Indianapolis opened the second half with another Luck interception as S Husain Abdullah jumped a pass on the first play of the half, putting the ball at the Colts 18-yard line. Smith found Davis for a 10-yard touchdown pass putting the Chiefs up 38-10.

The Colts' next drive included a 10-yard completion to Hilton, an 11-yard pass to RB Donald Brown and a 46-yard completion to WR Da'Rick Rogers with Luck bringing them to the Kansas City 10-yard line and Brown punching it in for 10 yards to bring the point total to 38-17.

After the Chiefs got the ball back, Colts LB Robert Mathis had a sack and strip on Smith with LB Kelvin Sheppard recovering the ball on KC's only turnover of the day. Indianapolis was able to turn the fumble recovery into points after another Brown touchdown off of a three-yard connection with Luck, making the score 38-24.

After a Chiefs three-and-out, Abdullah picked off Luck for the second time, setting up a 42-yard Succop field goal, with the Chiefs' lead increasing to 41-24. The Colts fired right back with a drive that included a 25-yard pass to Brown, a 30-yard completion to WR LaVon Brazill and a 13-yard run by Brown to get them to the Chiefs 12-yard line. Luck then connected with TE Coby Fleener for a 12-yard touchdown to narrow the score to 41-31.

On the Colts' first drive of the fourth quarter, Luck recovered a fumble by his own team on the Kansas City five-yard line and dove into the end zone for an unconventional touchdown, narrowing the Chiefs' lead to 41-38. Kansas City responded with another Succop field goal, this one from 43 yards, making the score 44-38.

On the ensuing drive, Luck hit Hilton for a 64-yard touchdown on third-and-five, putting the Colts ahead 45-44 with 4:29 left to play. Kansas City moved down the field but was unable to convert on fourth down. Indianapolis was able to kneel for the last 1:55 of the game to move on to the divisional playoffs.

KC — Bowe, 6-yard pass from Smith (Succop kick) (14-82, 6:49)
IND — Hilton, 10-yard pass from Luck (Vinatieri kick) (7-74, 3:37)
KC — Succop, 19-yard field goal (7-73, 3:41)
KC — Avery, 79-yard pass from Smith (Succop kick) (3-79, 0:21)
KC — Sherman, 5-yard pass from Smith (Succop kick) (3-17, 1:23)
IND — Vinatieri, 37-yard field goal (12-61, 3:51)
KC — Davis, 4-yard run (Succop kick) (15-81, 7:23)
KC — Davis, 10-yard pass from Smith (Succop kick) (3-18, 1:15)
IND — Brown, 10-yard run (Vinatieri kick) (5-80, 1:52)
IND — Brown, 3-yard pass from Luck (Vinatieri kick) (5-41, 1:28)
KC — Succop, 42-yard field goal (4-4, 1:32)
IND — Fleener, 12-yard pass from Luck (Vinatieri kick) (6-80, 1:41)
IND — Luck, 5-yard fumble recovery (Vinatieri kick) (12-90, 4:02)
KC — Succop, 43-yard field goal (11-58, 5:02)
IND — Hilton, 64-yard pass from Luck (Vinatieri kick) (4-80, 1:15)

Team Statistics	Colts	Chiefs
First Downs.....	28	30
Total Net Yards.....	536	513
Rushes/Net Yards.....	19/100	32/150
Net Passing.....	436	363
Pass Attempts/Completions.....	45/29	46/30
Had Intercepted.....	3	0
Times Sacked/Yards.....	10/7.0	2.0/15.0
Punts/Average.....	1/51.0	2/39.0
Penalties/Yards.....	4/19	2/15
Fumbles/Lost.....	2/1	1/1
Possession Time.....	22:27	37:33

RUSHING

KC — Davis 18-67, TD; Smith 8-57; Charles 3-18; Gray 2-5; McCluster 1-3.
IND — Brown 11-55, TD; Luck 7-45; Richardson 1-0.

RECEIVING

KC — Bowe 8-150, TD; McCluster 7-52; Davis 7-33, TD; Hemingway 2-30; Fasano 2-6; Sherman 2-1, TD; Avery 1-79, TD; Jenkins 1-27.
IND — Hilton 13-224, 2 TDs; Fleener 5-46, TD; Brazill 4-54; Brown 4-47, TD; Whalen 2-26; Rogers 1-46.

PASSING

KC — Smith 30-46-378, 4 TDs, 0 INTs.
IND — Luck 29-45-443, 4 TDs, 3 INTs.

INTERCEPTIONS

KC — Abdullah 2-5; Flowers 1-17.
IND — None.

SACKS

KC — Houston 1.0.
IND — Mathis 1.0; Jean Francois 1.0.

FIELD GOALS

KC — Succop (19) (42) (43).
IND — Vinatieri (37).



QB Alex Smith had a career day throwing the ball, setting a number of franchise postseason records.



2015 AFC WILD CARD PLAYOFF GAME

Chiefs 30, Texans 0

January 9, 2016 • NRG Stadium • 71,800



KANSAS CITY.....	7	6	7	10	—	30
HOUSTON.....	0	0	0	0	—	0

Kansas City's first postseason victory in 22 years began with a bang. Before many people at NRG Stadium were in their seats, RB Knile Davis returned the opening kickoff 106 yards for a touchdown - those seven points ended up being the only score the Chiefs would need. Davis' return was the longest kickoff return in AFC Wild Card postseason history.

Prior to the 2015 season, the Chiefs most recent playoff victory came across the street from NRG Stadium in Houston, when the Chiefs defeated the Oilers in the 1993 Divisional Round at the Astrodome.

In the next three possessions, the two teams alternated turnovers, beginning with S Eric Berry intercepting a Brian Hoyer pass. Two plays later, Texans LB Brian Cushing picked off Alex Smith. As Houston was driving into Kansas City territory, DL Allen Bailey forced and recovered a Brian Hoyer fumble, making that two turnovers in three Texans possessions to begin the game.

Sandwiched on either side of a P Shane Lechler punt, K Cairo Santos booted two 49-yard field goals to push the Chiefs lead to 13-0 midway through the second quarter. Santos' 49-yard field goals marked the longest field goals in franchise postseason history.

Following Santos' second field goal, Houston was inside the Kansas City red zone for the only time on the afternoon. After a direct snap to DE J.J. Watt at the Chiefs two-yard-line lost a yard on first down, Hoyer threw his second interception of the day, this time to LB Josh Mauga on second-and-goal from the Kansas City three-yard-line.

Houston's ensuing possession ended the same way the previous possession did. On the second play of the drive, and the first play following the two-minute warning, Hoyer's pass was intercepted by Marcus Peters - who, four weeks later, would go on to be named AP Defensive Rookie of the Year. Peters' interception was the fourth forced turnover of the half for the Kansas City defense. The Chiefs would go into halftime with a 13-0 lead on the AFC South Champions.

After forcing a Houston punt to open the second half, QB Alex Smith got the offense on the board for the first time, capping an 11-play, 89-yard drive with a nine-yard touchdown pass to rookie WR Chris Conley. The score was Smith's 10th career postseason touchdown.

Following another of Lecher's five punts, the Chiefs got in the endzone for the final time in the game. On the first play of the fourth quarter, FB/RB Spencer Ware took a handoff from five yards out to give the Chiefs a 27-0 lead.

The Texans' subsequent drive ended in Kansas City territory after Hoyer recovered his own fumble on fourth down. Following a Chiefs punt seven plays later, Hoyer threw his fourth interception of the day, this time to CB Sean Smith at the Houston 34-yard-line.

Three plays later, Santos capped the Chiefs scoring on the afternoon, knocking in a 33-yard field goal to increase the Chiefs lead to 30-0.

The four interceptions by Kansas City was the second-most ever recorded in a playoff game and the fourth time the Chiefs have recorded as many interceptions in a single postseason contest.

The 30-0 shutout marked the first time in franchise history that the club had shut out an opponent in the postseason.

- KC** — Davis, 106-yard kickoff return (Santos kick)
- KC** — Santos, 49-yard field goal (5-27; 2:30)
- KC** — Santos, 49-yard field goal (6-40; 3:29)
- KC** — Conley, 9-yard pass from Smith (Santos kick) (11-94; 5:23)
- KC** — Ware, 5-yard run (Santos kick) (8-71; 4:13)
- KC** — Santos, 33-yard field goal (4-6; 2:13)

Team Statistics	Texans	Chiefs
First Downs.....	14	18
Total Net Yards.....	226	314
Rushes/Net Yards.....	25/114	37/141
Net Passing.....	112	173
Pass Attempts/Completions.....	34/15	22/17
Had Intercepted.....	4	1
Times Sacked/Yards.....	3.0/24.0	3.0/17.0
Punts/Average.....	5/45.6	4/45.3
Penalties/Yards.....	4/29	5/52
Fumbles/Lost.....	2/1	0/0
Possession Time.....	25:35	34:25

RUSHING

- KC** — Ware 16-67, TD; Smith 5-27; West 8-26; Davis 4-12; Wilson 2-11; Daniel 2-(-2).
- HOU** — Blue 17-99; Grimes 4-15; Prosch 1-2; Hunt 1-0; Watt 1-(-1); Hoyer 1-(-1).

RECEIVING

- KC** — Kelce 8-128; Maclin 3-29; Wilson 2-9; West 1-9; Conley 1-9, TD; Sherman 1-3; Hammond Jr. 1-3.
- HOU** — Hopkins 6-69; Griffin 2-29; Grimes 2-12; Strong 1-17; Shorts III 1-5; Washington 1-3; Fiedorowicz 1-1.

PASSING

- KC** — Smith 17-22-190, 1 TD, 1 INT.
- HOU** — Hoyer 15-34-136, 0 TDs, 4 INTs.

INTERCEPTIONS

- KC** — Mauga 1-20; Smith 1-13; Peters 1-2; Berry 1-0.
- HOU** — Cushing 1-0.

SACKS

- KC** — Bailey 2.0; Howard 1.0.
- HOU** — Mercilus 3.0.

FIELD GOALS

- KC** — Santos (49) (49) (33).
- HOU** — None.



RB Knile Davis returned the opening kickoff 106 yards for a touchdown, the second-longest return in NFL postseason history.



2015 AFC DIVISIONAL PLAYOFF GAME

Patriots 27, Chiefs 20

January 16, 2016 • Gillette Stadium • 66,829



KANSAS CITY 3 3 7 7 — 20
NEW ENGLAND 7 7 7 6 — 27

The Chiefs most successful season in more than a decade came to an end in Foxborough, Mass., at the hands of the New England Patriots, falling 27-20.

QB Alex Smith's performance included a franchise postseason record 50 pass attempts, and his sixth postseason touchdown pass with Kansas City moved him into a tie for second place in the club's record book.

New England opened the game by taking the opening kickoff and driving 80 yards, ending the possession with an eight-yard touchdown pass from QB Tom Brady to TE Rob Gronkowski.

Kansas City answered back right away, taking 8:31 off the clock on a 17-play, 64-yard drive, culminating in a 34-yard K Cairo Santos field goal, bringing the score to 7-3 after the first two possessions of the game.

Both teams alternated punts on the next four possessions. Midway through the second quarter, following four Brady completions for 54 yards and a roughing the passer penalty on LB Dezman Moses that put the Patriots at the Chiefs eight yard line. After a pass that resulted in a three-yard loss, Brady scrambled for 10-yards, ending at the Kansas City one yard line. New England challenged the ruling on the field, believing Brady broke the plane of the goal line. The ruling was upheld, but a quarterback sneak on the next play resulted in a touchdown, putting New England up 14-3.

As was the case following the Patriots' first touchdown, the Chiefs answered back right away. A 17-yard run from RB Charcandrick West and a 26-yard pass from Smith to WR Jason Avant put the Chiefs in field goal range, where Santos booted a 32-yard field goal with 0:12 remaining in the half.

The second half began for the Chiefs with a consistent mixture of Smith completions and West and Knile Davis rushes, moving the team into Patriots territory. On the 10th play of the drive, New England LB Chandler Jones forced a Davis fumble, recovered by LB Dont'a Hightower for the only turnover of the game by either team. Kansas City's momentum was stopped once Brady hit Gronkowski for the duo's second touchdown of the night, pushing the Chiefs deficit to 21-6.

Smith accounted for 72 of the team's 80 yards on the next drive, culminating in a 10-yard touchdown pass to WR Albert Wilson.

K Stephen Gostkowski kicked two field goals on New England's next two possessions - with a Chiefs punt in between - resulting in a 27-13 Patriots lead with 12:26 remaining in the game.

After a turnover on downs on Kansas City's next drive, New England punted, giving the ball back to the Chiefs at the 20-yard-line. Smith went six-of-11 for 60 yards on the drive, eventually marching the team to the one-yard-line where West ran into the end zone to bring the score to 27-20.

Kansas City failed to recover the ensuing onside kick, and on the second play of the possession, Brady completed a 12-yard pass to Julian Edelman, giving the Patriots a first down that would wrap up the game.

NE — Gronkowski, 8-yard pass from Brady (Gostkowski kick) (11-80, 4:37)
KC — Santos, 34-yard field goal (17-64, 8:31)
NE — Brady, 1-yard run (Gostkowski kick) (11-98, 5:36)
KC — Santos, 32-yard field goal (11-52, 3:11)
NE — Gronkowski, 16-yard pass from Brady (Gostkowski kick) (5-69, 2:07)
KC — Wilson, 10-yard pass from Smith (Santos kick) (12-80, 6:12)
NE — Gostkowski, 40-yard field goal (8-57, 2:26)
NE — Gostkowski, 32-yard field goal (5-19, 2:06)
KC — West, 1-yard run (Santos kick) (16-80, 5:16)

Team Statistics	Patriots	Chiefs
First Downs	21	27
Total Net Yards	340	378
Rushes/Net Yards	14/38	32/135
Net Passing	302	243
Pass Attempts/Completions	42/28	50/29
Had Intercepted	0	0
Times Sacked/Yards	0.0/0.0	1.0/3.0
Punts/Average	3/42.0	3/35.7
Penalties/Yards	6/24	5/40
Fumbles/Lost	0/0	1/1
Possession Time	22:09	37:51

RUSHING

KC — West 17-61, TD; Smith 9-44; Davis 6-30.
NE — Jackson 6-16; Edelman 1-11; Brady 6-6, TD; White 1-5.

RECEIVING

KC — Kelce 6-23; Wilson 5-57, TD; Conley 5-33; Avant 4-69; Maclin 2-23; West 2-15; Davis 2-13; Harris 1-10; Hammond Jr. 1-2; Sherman 1-1.
NE — Edelman 10-100; Gronkowski 7-83, 2 TDs; LaFell 3-6; Martin 2-57; White 2-39; Amendola 2-18; Jackson 1-2; Bolden 1-(-3).

PASSING

KC — Smith 29-50-246, 1 TD, 0 INTs.
NE — Brady 28-42-302, 2 TDs, 0 INTs.

INTERCEPTIONS

KC — None.
NE — None.

SACKS

KC — None.
NE — Jones 1.0.

FIELD GOALS

KC — Santos (34) (32).
NE — Gostkowski (40) (32).



QB Alex Smith attempted 50 passes in the game, a Chiefs postseason record.



2016 AFC DIVISIONAL PLAYOFF GAME

Steelers 18, Chiefs 16

January 15, 2017 • Arrowhead Stadium • 75,678



PITTSBURGH	6	6	3	3	—	18
KANSAS CITY	7	0	3	6	—	16

The Chiefs had a successful season in 2016 finishing with a 12-4 record and AFC West Championship. Unfortunately it came to an end at the hands of the Pittsburgh Steelers, falling 18-16 in the divisional round of the AFC playoffs.

Pittsburgh won the coin toss and took the opening kickoff. The Steelers would go on an 11-play, 66-yard drive aided by 25 rushing yards from RB Le'Veon Bell that would end in a 22-yard Chris Boswell field goal.

Kansas City immediately answered back, taking only six-plays to respond. QB Alex Smith went 4-for-4 during the drive, hitting TE Travis Kelce for a 21-yard gain before ultimately hitting WR Albert Wilson for a five-yard touchdown pass to bring the score to 7-3 after the first two possessions of the game.

The Chiefs and the Steelers would alternate possessions during the half, with Pittsburgh connecting field goal drives of 7 and 14-plays, the Steelers stretched the lead to 9-7. Midway through the second quarter, S Eric Berry intercepted a pass from QB Ben Roethlisberger intended for WR Antonio Brown in the endzone halting a scoring threat. Following the interception the Chiefs went three-and-out and could not score. With the score 9-7 and 5:03 left on the clock, the Steelers kicked another FG with 1:00 left in the first half, stretching the lead to 12-7.

As the second half began the Chiefs would receive the ball after a 19-yard kick return by WR Tyreek Hill. The opening drive for the Chiefs would prove to be unsuccessful as they would produce a three and out.

On the Steelers ensuing possession Bell would prove to be a key component. He began the drive with a 38-yard run bringing the Steelers into Chiefs territory. Bell would carry the ball four times in the seven-play drive leading to the first score of the half, a 43-yard field goal by K Chris Boswell to extend the lead to 15-7.

Both teams traded punts on the next two possessions toward the end of the third quarter with the game winding down. On the Chiefs final possession of the third quarter the offense strung together a seven-play drive with the help of QB Alex Smith's arm to get within field goal range. K Cairo Santos nailed a 48-yard field goal to bring the Chiefs closer, ending the quarter with a 15-10 score.

With the Chiefs trailing to begin the fourth quarter the Steelers opened with a 10-play 45-yard drive. Roethlisberger threw for 43 yards to get the Steelers in field goal range. Boswell fired a 43-yard field goal, stretching the lead to 18-10 with 9:49 remaining.

Following Pittsburgh's score, the Chiefs would get the ball and respond. Smith would start the drive with a 24-yard completion to Kelce and over the 13-play drive Smith would pass for 62 yards, leading to a one-yard touchdown run by RB Spencer Ware, bringing the Chiefs within two points, at 18-16. The Chiefs would convert their first attempt at the two-point conversion, however the play would be called back after a holding call on the offensive line. The Chiefs would fail the second attempt and kick off with 2:43 left hoping to stop the Steelers from collecting a first down for a final chance to take the lead.

On the ensuing Pittsburgh possession, on third and three from their own 12 -yard line, Roethlisberger would connect with Brown on a seven-yard reception that would effectively end the game. The Steelers would kneel, running out the clock and winning by a final of 18-16.

PIT — C.Boswell 22-yard field goal (11-66, 5:22)
KC — A.Wilson 5-yard pass from A.Smith (C.Santos kick) (6-55, 3:29)
PIT — C.Boswell 38-yard field goal (7-55, 2:18)
PIT — C.Boswell 36-yard field goal (14-53, 6:30)
PIT — C.Boswell 45-yard field goal (9-28, 4:08)
PIT — C.Boswell 43-yard field goal (7-49, 3:42)
KC — C.Santos 48-yard field goal (7-16, 2:50)
PIT — C.Boswell 43-yard field goal (10-45, 5:21)
KC — S.Ware 1-yard run (pass failed) (13-75, 7:06)

Team Statistics	Steelers	Chiefs
First Downs	20	16
Total Net Yards	389	227
Rushes/Net Yards	34/171	14/61
Net Passing	218	166
Pass Attempts/Completions	31/20	34/20
Had Intercepted	1	1
Sacked/Yards Lost	1/6	1/6
Punts/Average	1/35.0	4/45.8
Penalties/Yards	4/53	6/60
Fumbles/Lost	0/0	1/1
Possession Time	34:13	25:47

RUSHING

KC — Ware 8-35, TD; Hill 3-18; Smith 2-9; West 1-(-1).

PIT — Bell 30-170; Roethlisberger 4-1.

RECEIVING

KC — Kelce 5-77; Maclin 2-28; Hill 4-27; Conley 2-19; West 2-14; Wilson 2-3, TD; Sherman 1-3; Ware 2-1.

PIT — Brown 6-108; James 5-83; Rogers 5-27; Ayers 1-6; Hamilton 1-4; Bell 2-(-4).

PASSING

KC — Smith 34-20-172, TD, 1 INT.

PIT — Roethlisberger 31-20-224, 0 TDs, 1 INT.

INTERCEPTIONS

KC — Berry 1-0.

PIT — R. Shazier 1-1.

SACKS

KC — Ford 0.5; Jenkins 0.5.

PIT — Harrison 1.0.

FIELD GOALS

KC — Santos (48).

PIT — Boswell (22) (38) (36) (45) (43) (43).



RB Spencer Ware celebrates after scoring a one-yard touchdown in the fourth quarter.



2017 AFC WILD CARD PLAYOFF GAME

Titans 22, Chiefs 21

January 6, 2018 • Arrowhead Stadium • 73,319



TENNESSEE	0	3	7	12	—	22
KANSAS CITY	14	7	0	0	—	21

Kansas City hosted a playoff game for the second straight year after a 10-6 season and another AFC West title. It was the first time in franchise history the Chiefs won back-to-back division titles.

The Chiefs hosted the Tennessee Titans at Arrowhead stadium for an AFC Wild Card matchup. Kansas City would fall in a close contest, 22-21.

Tennessee won the coin toss and deferred to Kansas City. The Chiefs chose to receive the opening kickoff. TE Travis Kelce managed a first down on the opening drive, but the Chiefs ended the possession in a punt.

In Tennessee's first possession, the Chiefs forced a three and out after an incomplete pass. Kansas City improved on its next drive, ending in a 1-yard touchdown run by RB Kareem Hunt.

After another three and out by the Chiefs defense, Kansas City started with the ball at its own 24 yard line. Three completions by QB Alex Smith and a penalty resulted in a 13-yard touchdown pass to Kelce. The Chiefs led at the end of the first quarter, 14-0.

The Titans took their next drive to midfield but stalled and were forced to punt. The Chiefs and Titans would trade punts for the next two possessions.

With a little over 10 minutes remaining in the first half, Titans QB Marcus Mariota marched the offense down into Kansas City territory for the first time. But at the Kansas City 21, CB Marcus Peters intercepted Mariota and returned the ball 28 yards.

The Chiefs offense was not able to capitalize on the interception and punted to the Titans 21 yard line.

The Titans' again chewed up yards, this time with several big runs from RB Derrick Henry. On 3rd-and-4 at the Chiefs 22-yard line, LB Derrick Johnson sacked Mariota on a blitz up the middle. The Titans still came away with a field goal, cutting the lead to 11.

Smith would then lead a masterful two minute drill, leading the Kansas City offense down the field in 1:52 and ending with a 14-yard touchdown pass to WR Demarcus Robinson. The Chiefs headed into halftime with a 21-3 lead.

Unfortunately, both Kelce and DL Chris Jones left the game with injuries in the first half, proving harmful to the Chiefs in the second half.

The Titans received the ball to begin the third quarter and marched 91 yards for a touchdown where Mariota caught a tipped ball from himself and ran into the endzone.

With the Titans back within 11 points at 21-10, Kansas City could not get its offense back to form. The Chiefs gained life after recovering a Tennessee muffed punt, but missed the ensuing field goal attempt.

At the beginning of the fourth quarter, Henry scored a 35-yard rushing touchdown. The two-point conversion was no good, bringing the score to 21-16 Chiefs.

After another Kansas City punt, the Titans ran the ball down the field and gained the lead with a 22-yard touchdown pass to WR Eric Decker.

With their season on the line, the Chiefs drove into Titans territory but could not convert on fourth down at the Tennessee 44 yard line.

The Titans took the ball into the two-minute warning and managed to run the clock out to end the game, with the Chiefs falling to the Titans 22-21.

KC — K. Hunt 1 yd. run (H. Butker kick) (6-81, 2:56)

KC — T. Kelce 13 yd. pass from A. Smith (H. Butker kick) (5-76, 3:24)

TEN — R. Succop 49 yd. field goal (8-48, 4:02)

KC — D. Robinson 14 yd. pas from A. Smith (H. Butker kick) (9-79, 1:52)

TEN — M. Mariota 6 yd. pass from M. Mariota (R. Succop kick) (15-91, 8:29)

TEN — D. Henry 35 yd. run (pass failed) (6-62, 3:17)

TEN — E. Decker 22 yd. pass from M. Mariota (pass failed) (11-80, 5:09)

Team Statistics	Titans	Chiefs
First Downs	23	19
Total Net Yards	397	325
Rushes/Net Yards	31/202	16/69
Net Passing	195	256
Pass Attempts/Completions	31/19	33/24
Had Intercepted	1	0
Sacked/Yards Lost	2/10	4/8
Punts/Average	3/43.7	5/50.0
Penalties/Yards	8/50	8/68
Fumbles/Lost	2/1	0/0
Possession Time	32:28	27:32

RUSHING

KC — K. Hunt 11-42, TD; T Hill 1-14; A. Smith 4-13

TEN — D. Henry 23-156, TD; M. Mariota 8-46

RECEIVING

KC — T. Hill 7-87; T. Kelce 4-66, TD; D. Robinson 4-57, TD; K. Hunt 3-5; A. Wilson 2-26; D. Harris 2-22; C. West 2-1

TEN — D. Walker 6-74; C. Davis 4-35; D. Henry 2-35; E. Decker 2-21, TD; J. Smith 2-15; R. Matthews 1-15; M. Mariota 1-6, TD; T. Taylor 1-4

PASSING

KC — Smith 33-24-264, 2 TDs, 0 INT

TEN — Mariota 31-19-205, 2 TDs, 1 INT

INTERCEPTIONS

KC — M. Peters, 1

TEN — None

SACKS

KC — J. Houston 1.0; D. Johnson 1.0

TEN — B. Orakpo 1.5; D. Morgan 1.0; S.

Williams 1.0; W. Woodyard 0.5

FIELD GOALS

KC — H. Butker 48LU

TEN — R. Succop (49)



WR Demarcus Robinson scores a touchdown with eight seconds left in the first half.



AFC CHAMPIONSHIP GAME RESULTS



SEASON	DATE	RESULT	SITE
1960	1-1-61	Houston 24, L.A. Chargers 16	Houston
1961	12-24-61	Houston 10, San Diego 3	San Diego
1962	12-23-62	Dallas 20, Houston 17**	Houston
1963	1-5-64	San Diego 51, Boston 10	San Diego
1964	12-26-64	Buffalo 20, San Diego 7	Buffalo
1965	12-26-65	Buffalo 23, San Diego 0	San Diego
1966	1-1-67	Kansas City 31, Buffalo 7	Buffalo
1967	12-31-67	Oakland 40, Houston 7	Oakland
1968	12-29-68	N.Y. Jets 27, Oakland 23	New York
1969	1-4-70	Kansas City 17, Oakland 7	Oakland
1970	1-3-71	Baltimore 27, Oakland 17	Baltimore
1971	1-2-72	Miami 21, Baltimore 0	Miami
1972	12-31-72	Miami 21, Pittsburgh 17	Pittsburgh
1973	12-30-73	Miami 27, Oakland 10	Miami
1974	12-29-74	Pittsburgh 24, Oakland 13	Oakland
1975	1-4-76	Pittsburgh 16, Oakland 10	Pittsburgh
1976	12-26-76	Oakland 24, Pittsburgh 7	Oakland
1977	1-1-78	Denver 20, Oakland 17	Denver
1978	1-7-79	Pittsburgh 34, Houston 5	Pittsburgh
1979	1-6-80	Pittsburgh 27, Houston 13	Pittsburgh
1980	1-11-81	Oakland 34, San Diego 27	San Diego
1981	1-10-82	Cincinnati 27, San Diego 7	Cincinnati
1982	1-23-83	Miami 14, N.Y. Jets 0	Miami
1983	1-8-84	L.A. Raiders 30, Seattle 14	Los Angeles
1984	1-6-85	Miami 45, Pittsburgh 28	Miami
1985	1-12-86	New England 31, Miami 14	Miami
1986	1-11-87	Denver 23, Cleveland 20*	Cleveland
1987	1-17-88	Denver 38, Cleveland 33	Denver
1988	1-8-89	Cincinnati 21, Buffalo 10	Cincinnati
1989	1-14-90	Denver 37, Cleveland 21	Denver
1990	1-20-91	Buffalo 51, L.A. Raiders 3	Buffalo
1991	1-12-92	Buffalo 10, Denver 7	Buffalo
1992	1-17-93	Buffalo 29, Miami 10	Miami
1993	1-23-94	Buffalo 30, Kansas City 13	Buffalo
1994	1-15-95	San Diego 17, Pittsburgh 13	Pittsburgh
1995	1-14-96	Pittsburgh 20, Indianapolis 16	Pittsburgh
1996	1-12-97	New England 20, Jacksonville 6	New England
1997	1-11-98	Denver 24, Pittsburgh 21	Pittsburgh
1998	1-17-99	Denver 23, N.Y. Jets 10	Denver
1999	1-23-00	Tennessee 33, Jacksonville 14	Jacksonville
2000	1-14-01	Baltimore 16, Oakland 3	Oakland
2001	1-27-02	New England 24, Pittsburgh 17	Pittsburgh
2002	1-19-03	Oakland 41, Tennessee 24	Oakland
2003	1-18-04	New England 24, Indianapolis 14	New England
2004	1-23-05	New England 41, Pittsburgh 27	Pittsburgh
2005	1-22-06	Pittsburgh 34, Denver 17	Denver
2006	1-21-07	Indianapolis 38, New England 34	Indianapolis
2007	1-20-08	New England 21, San Diego 12	New England
2008	1-18-09	Pittsburgh 23, Baltimore 14	Pittsburgh
2009	1-24-10	Indianapolis 30, N.Y. Jets 17	Indianapolis
2010	1-23-11	Pittsburgh 24, N.Y. Jets 19	Pittsburgh
2011	1-22-12	New England 23, Baltimore 20	New England
2012	1-20-13	Baltimore 28, New England 13	New England
2013	1-19-14	Denver 26, New England 16	Denver
2014	1-18-15	New England 45, Indianapolis 7	New England
2015	1-24-16	Denver 20, New England 18	Denver
2016	1-22-17	New England 36, Pittsburgh 17	New England
2017	1-21-18	New England 24, Jacksonville 20	New England

* Overtime

** Double Overtime

Note: Includes AFL Championship Games, 1960-69



NFC CHAMPIONSHIP GAME RESULTS



SEASON	DATE	RESULT	SITE
1960	12-26-60	Philadelphia 17, Green Bay 13	Philadelphia
1961	12-31-61	Green Bay 37, New York 0	Green Bay
1962	12-30-62	Green Bay 16, New York 7	New York
1963	12-29-63	Chicago 14, New York 10	Chicago
1964	12-27-64	Cleveland 27, Baltimore 0	Cleveland
1965	1-2-66	Green Bay 23, Cleveland 12	Green Bay
1966	1-1-67	Green Bay 34, Dallas 27	Dallas
1967	12-31-67	Green Bay 21, Dallas 17	Green Bay
1968	12-29-68	Baltimore 34, Cleveland 0	Cleveland
1969	1-4-70	Minnesota 27, Cleveland 7	Minnesota
1970	1-3-71	Dallas 17, San Francisco 10	San Francisco
1971	1-2-72	Dallas 14, San Francisco 3	Dallas
1972	12-31-72	Washington 26, Dallas 3	Washington
1973	12-30-73	Minnesota 27, Dallas 10	Dallas
1974	12-29-74	Minnesota 14, Los Angeles 10	Minnesota
1975	1-4-76	Dallas 37, Los Angeles 7	Los Angeles
1976	12-26-76	Minnesota 24, Los Angeles 13	Minnesota
1977	1-1-78	Dallas 23, Minnesota 6	Dallas
1978	1-7-79	Dallas 28, Los Angeles 0	Los Angeles
1979	1-6-80	Los Angeles 9, Tampa Bay 0	Tampa Bay
1980	1-11-81	Philadelphia 20, Dallas 7	Philadelphia
1981	1-10-82	San Francisco 28, Dallas 27	San Francisco
1982	1-22-83	Washington 31, Dallas 17	Washington
1983	1-8-84	Washington 24, San Francisco 21	Washington
1984	1-6-85	San Francisco 23, Chicago 0	San Francisco
1985	1-12-86	Chicago 24, L.A. Rams 0	Chicago
1986	1-11-87	N.Y. Giants 17, Washington 0	East Rutherford
1987	1-17-88	Washington 17, Minnesota 10	Washington
1988	1-8-89	San Francisco 28, Chicago 3	Chicago
1989	1-14-90	San Francisco 30, L.A. Rams 3	San Francisco
1990	1-20-91	N.Y. Giants 15, San Francisco 13	San Francisco
1991	1-12-92	Washington 41, Detroit 10	Washington
1992	1-17-93	Dallas 30, San Francisco 20	San Francisco
1993	1-23-94	Dallas 38, San Francisco 21	Dallas
1994	1-5-95	San Francisco 38, Dallas 28	San Francisco
1995	1-14-96	Dallas 38, Green Bay 27	Dallas
1996	1-12-97	Green Bay 30, Carolina 13	Green Bay
1997	1-11-98	Green Bay 23, San Francisco 10	San Francisco
1998	1-17-99	Atlanta 30, Minnesota 27*	Minnesota
1999	1-23-00	St. Louis 11, Tampa Bay 6	St. Louis
2000	1-14-01	N.Y. Giants 41, Minnesota 0	East Rutherford
2001	1-27-02	St. Louis 29, Philadelphia 24	St. Louis
2002	1-19-03	Tampa Bay 27, Philadelphia 10	Philadelphia
2003	1-18-04	Carolina 14, Philadelphia 3	Philadelphia
2004	1-23-05	Philadelphia 27, Atlanta 10	Philadelphia
2005	1-22-06	Seattle 34, Carolina 14	Seattle
2006	1-21-07	Chicago 39, New Orleans 14	Chicago
2007	1-20-08	N.Y. Giants 23, Green Bay 20*	Green Bay
2008	1-18-09	Arizona 32, Philadelphia 25	Arizona
2009	1-24-10	New Orleans 31, Minnesota 28*	New Orleans
2010	1-23-11	Green Bay 21, Chicago 14	Chicago
2011	1-22-12	N.Y. Giants 20, San Francisco 17	San Francisco
2012	1-20-13	San Francisco 28, Atlanta 24	Atlanta
2013	1-19-14	Seattle 23, San Francisco 17	Seattle
2014	1-18-15	Seattle 28, Green Bay 22*	Seattle
2015	1-24-16	Carolina 49, Arizona 15	Carolina
2016	1-22-17	Atlanta 44, Green Bay 21	Atlanta
2017	1-21-18	Philadelphia 38, Minnesota 7	Philadelphia

* Overtime

Note: Includes NFL Championship Games, 1960-69



SUPER BOWL RESULTS



SUPER BOWL	DATE	RESULT	SITE
I	1-15-67	Green Bay 35, Kansas City 10	Los Angeles
II	1-14-68	Green Bay 33, Oakland 14	Miami
III	1-12-69	N.Y. Jets 16, Baltimore 7	Miami
IV	1-11-70	Kansas City 23, Minnesota 7	New Orleans
V	1-17-71	Baltimore 16, Dallas 13	Miami
VI	1-16-72	Dallas 24, Miami 3	New Orleans
VII	1-14-73	Miami 14, Washington 7	Los Angeles
VIII	1-13-74	Miami 24, Minnesota 7	Houston
IX	1-12-75	Pittsburgh 16, Minnesota 6	New Orleans
X	1-18-76	Pittsburgh 21, Dallas 17	Miami
XI	1-9-77	Oakland 32, Minnesota 14	Pasadena
XII	1-15-78	Dallas 27, Denver 10	New Orleans
XIII	1-21-79	Pittsburgh 35, Dallas 31	Miami
XIV	1-20-80	Pittsburgh 31, Los Angeles 19	Pasadena
XV	1-25-81	Oakland 27, Philadelphia 10	New Orleans
XVI	1-24-82	San Francisco 26, Cincinnati 21	Pontiac
XVII	1-30-83	Washington 27, Miami 17	Pasadena
XVIII	1-22-84	L.A. Raiders 38, Washington 9	Tampa
XIX	1-20-85	San Francisco 38, Miami 16	Stanford
XX	1-26-86	Chicago 46, New England 10	New Orleans
XXI	1-25-87	N.Y. Giants 39, Denver 20	Pasadena
XXII	1-31-88	Washington 42, Denver 10	San Diego
XXIII	1-22-89	San Francisco 20, Cincinnati 16	Miami
XXIV	1-28-90	San Francisco 55, Denver 10	New Orleans
XXV	1-27-91	N.Y. Giants 20, Buffalo 19	Tampa
XXVI	1-26-92	Washington 37, Buffalo 24	Minneapolis
XXVII	1-31-93	Dallas 52, Buffalo 17	Pasadena
XXVIII	1-30-94	Dallas 30, Buffalo 13	Atlanta
XXIX	1-29-95	San Francisco 49, San Diego 26	Miami
XXX	1-28-96	Dallas 27, Pittsburgh 17	Tempe
XXXI	1-26-97	Green Bay 35, New England 21	New Orleans
XXXII	1-25-98	Denver 31, Green Bay 24	San Diego
XXXIII	1-31-99	Denver 34, Atlanta 19	Miami
XXXIV	1-30-00	St. Louis 23, Tennessee 16	Atlanta
XXXV	1-28-01	Baltimore 34, N.Y. Giants 7	Tampa
XXXVI	2-3-02	New England 20, St. Louis 17	New Orleans
XXXVII	1-26-03	Tampa Bay 48, Oakland 21	San Diego
XXXVIII	2-1-04	New England 32, Carolina 29	Houston
XXXIX	2-6-05	New England 24, Philadelphia 21	Jacksonville
XL	2-5-06	Pittsburgh 21, Seattle 10	Detroit
XLI	2-4-07	Indianapolis 29, Chicago 17	Miami
XLII	2-3-08	N.Y. Giants 17, New England 14	Glendale
XLIII	2-1-09	Pittsburgh 27, Arizona 23	Tampa
XLIV	2-7-10	New Orleans 31, Indianapolis 17	South Florida
XLV	2-6-11	Green Bay 31, Pittsburgh 25	North Texas
XLVI	2-5-12	N.Y. Giants 21, New England 17	Indianapolis
XLVII	2-3-13	Baltimore 34, San Francisco 31	New Orleans
XLVIII	2-2-14	Seattle 43, Denver 8	New Jersey
XLIX	2-1-15	New England 28, Seattle 24	Glendale
50	2-7-16	Denver 24, Carolina 10	Santa Clara
LI	2-5-17	New England 34, Atlanta 28	Houston
LII	2-4-18	Philadelphia 41, New England 33	Minneapolis



FUTURE SUPER BOWL SITES



SUPER BOWL	SITE	STADIUM	DATE
LIII	Atlanta, Ga.	Mercedes-Benz Stadium	February 3, 2019
LIV	Miami Gardens, Fla.	Hard Rock Stadium	February 2, 2020



CHIEFS

HONORS

THIS IS CHIEFS KINGDOM

LAMAR HUNT

Founder • 1960 - 2006



**Southern Methodist
Foolish Club (1959)**

**Chiefs Hall of Fame (1970)
Pro Football Hall of Fame (1972)**



Founded the American Football League in '59 and served as the league's first President ... Was the first AFL figure to be inducted into the Pro Football Hall of Fame on July 29, 1972 ... Described as the "architect, designer and builder of an impossible dream" by his Hall of Fame presenter, William Sullivan ... His Dallas Texans took the field as one of the AFL's charter franchises in '60 and became the Kansas City Chiefs in '63 ... Served as a principal figure in the negotiations that resulted in the AFL-NFL merger which was announced in '66 and fully completed in '70 ... Played a pivotal role in designing the league's current playoff format, as well as the adoption of the old AFL two-point conversion rule into NFL play in '94 ... Held the post of President of the American Football Conference ... Since '84, the AFC Championship Game trophy has carried his name ... Saw the Chiefs win three AFL titles ('62, '66 and '69), as well as a Lombardi Trophy from Super Bowl IV ... Was credited with accidentally putting the name "Super Bowl" on the NFL's championship game ... Graduated from Southern Methodist University in '56 with a B.S. in Geology ... Was a reserve end on SMU's football team ... He is survived by his wife, Norma and his four children, Lamar Jr., Sharron, Clark and Daniel, as well as 15 grandchildren ... Born August 2, 1932 in El Dorado, Ark. ... Died December 13, 2006 in Dallas, Texas.

Lamar Hunt 11-Time Hall of Famer

Year	Hall of Fame	Location	Year	Hall of Fame	Location
1970	Chiefs	Kansas City, MO	1997	Texas Business	Houston, TX
1972	Pro Football	Canton, OH	2004	KC Business	Kansas City, MO
1982	U.S. Soccer	Frisco, TX	2005	FC Dallas Walk of Fame	Frisco, TX
1984	Texas Sports	Waco, TX	2008	Famous Missourians	Jefferson City, MO
1993	International Tennis	Newport, RI	2008	SMU Athletics	Dallas, TX
1995	Missouri Sports	Springfield, MO			

THE LAMAR HUNT TROPHY

The winning team in the American Football Conference receives the Lamar Hunt Trophy, named in honor of Pro Football Hall of Fame inductee Lamar Hunt, the founder of the American Football League and the Kansas City Chiefs. First presented following the 1984 season, the 2010 season marked the debut of its redesign by Tiffany & Co. The new trophy reflects the sterling silver material of the Vince Lombardi Trophy, awarded each year to the Super Bowl champions. The Lamar Hunt Trophy is designed to depict the journey of the playoffs leading into the Super Bowl. The trophy's shape is based on the football shape used on the Vince Lombardi Trophy. It features an etched conference logo and the NFL Shield.



HUNT'S PRO FOOTBALL RECORD



REGULAR SEASON				POSTSEASON			
Year	W	L	T	Year	W	L	T
1960	8	6	0	1976	5	9	0
1961	6	8	0	1977	2	12	0
1962	11	3	0	1978	4	12	0
1963	5	7	2	1979	7	9	0
1964	7	7	0	1980	8	8	0
1965	7	5	2	1981	9	7	0
1966	11	2	1	1982	3	6	0
1967	9	5	0	1983	6	10	0
1968	12	2	0	1984	8	8	0
1969	11	3	0	1985	6	10	0
1970	7	5	2	1986	10	6	0
1971	10	3	1	1987	4	11	0
1972	8	6	0	1988	4	11	1
1973	7	5	2	1989	8	7	1
1974	5	9	0	1990	11	5	0
1975	5	9	0	1991	10	6	0
				1992	10	6	0
				1993	11	5	0
				1994	9	7	0
				1995	13	3	0
				1996	9	7	0
				1997	13	3	0
				1998	7	9	0
				1999	9	7	0
				2000	7	9	0
				2001	6	10	0
				2002	8	8	0
				2003	13	3	0
				2004	7	9	0
				2005	10	6	0
				2006	9	7	0
Totals 375 321 12				Totals 8 13			

78

BOBBY BELL

Linebacker • 1963-74



Minnesota
Draft (No. 7 - 1963)

Chiefs Hall of Fame (1980)
Pro Football Hall of Fame (1983)

Considered by many as the greatest outside linebacker to ever play the game ... Became the first Chiefs player to be enshrined in the Pro Football Hall of Fame when he was presented by Hank Stram on July 30, 1983 ... Was just the fifth American Football League performer to be immortalized in Canton ... Superb athlete began his pro career as a defensive end because the Chiefs needed help at that position when he joined the club as a seventh-round draft choice in '63 ... Was moved to



linebacker in '65, where he earned a spot in the AFL All-Star game or the Pro Bowl each of the next nine years ... Was named to the AFL's All-Time Team by the Pro Football Hall of Fame ... Starred on two AFL Championship teams, playing in Super Bowls I and IV ... Did not miss a contest during his 12-year career, playing in 168 consecutive games ... Intercepted 26 passes and recovered 15 fumbles ... Scored nine career TDs, including a 53-yard kickoff return ... His eight defensive touchdowns are the most of any player in franchise annals ... Versatile performer handled deep snapping on punts and kicks for the Chiefs ... Began his collegiate career as a quarterback at Minnesota ... Switched to defensive tackle as a sophomore and earned All-America honors at that position as both a junior and senior ... Received the Outland Trophy as college football's outstanding lineman in '62 ... Played on the College All-Star team that defeated the Green Bay Packers in '63 ... Is enshrined in the College Football (1991) and Missouri Sports Halls of Fame (1995) ... Was an all-state QB at Cleveland High School in Shelby, N.C. ... Resides in Kansas City and is currently retired after previously doing marketing for Factory Motor Parts ... Born June 17, 1940 in Shelby, N.C.



BELL'S PRO STATISTICS



INTERCEPTIONS

	Games	No.	Yds.	Avg.	LG	TD	Recoveries
Chiefs Totals	168	26	479	18.4	61	6	15
Postseason	7	0	0	0.0	--	0	0

Additional Stats: Had one kickoff return for a 53-yard TD vs. Denver (11/27/69).


BELL'S PRO SCORES (9)

Date	Opponent	How Scored	Result
10/18/64	Buffalo	20-yard fumble return	L Kansas City 22, Buffalo 35
10/3/65	Boston	38-yard INT return	W Kansas City 27, Boston 17
10/16/66	Oakland	7-yard fumble return	L Kansas City 13, Oakland 34
9/9/67	@ Houston	32-yard INT return	W Kansas City 25, Houston 20
11/27/69	Denver	53-yard kickoff return	W Kansas City 31, Denver 17
11/8/70	Houston	45-yard INT return	W Kansas City 24, Houston 9
12/19/71	Buffalo	26-yard INT return	W Kansas City 22, Buffalo 9
12/3/72	Denver	61-yard INT return	W Kansas City 24, Denver 21
10/6/74	Denver	28-yard INT return	L Kansas City 14, Denver 17

REGULAR SEASON

Interceptions: 2 at San Diego (12/8/68)
INT Return Yards: 61 vs. Denver (12/3/72)

Long INT Return: 61 vs. Denver (12/3/72)
Fumble Recoveries: 2 at N.Y. Titans (11/16/69)

63**WILLIE LANIER****Linebacker • 1967-77**

Morgan State
Draft (No. 2b - 1967)

Chiefs Hall of Fame (1985)
Pro Football Hall of Fame (1986)

A ferocious tackler who served as the intelligent and disciplined quarterback of the Chiefs vaunted defense, manning the club's middle linebacker post for 11 glorious seasons ... Presented by Lamar Hunt at the Pro Football Hall of Fame enshrinement ceremonies on August 2, 1986 ... Named to the NFL's 75th Anniversary Team in '94 ... Had the speed and agility to grab 27 career interceptions, good for the ninth-best total in franchise annals ... His 18 fumble recoveries rank second in club history ... A second-



round draft choice in '67, he missed just five games during his pro career, which spanned 149 contests ... Played in two AFL All-Star games and six AFC-NFC Pro Bowls ... Named the Outstanding Defensive Player in the '72 Pro Bowl ... Helped the Chiefs to their only World Championship, a Super Bowl IV victory over Minnesota ... Became a starter four games into his rookie season ... Became the first Chiefs player to be named the NFL Man of the Year in '72 ... Is a member of both the Missouri Sports Hall of Fame (1999) and the College Football Hall of Fame (2000) ... Was a two-time Small College All-America pick at Morgan State, graduating with a B.S. in Administration ... Named MVP of the '66 Tangerine Bowl ... Attended Maggie L. Walker High School in Richmond, Va. ... Lives in Richmond, and serves as President of Lanier Group, an acquisition company ... Was formerly Chairman and CEO of Syncreon US, a supply chain management corporation ... Was nicknamed "Honey Bear" because he looked and acted friendly, but was ravenous on the field ... Born August 21, 1945 in Clover, Va.

**NFL 75TH ANNIVERSARY TEAM****Linebackers**

	Dick Butkus	1965-73	
Willie Lanier	1967-77		
Jack Ham	1971-82	Ray Nitschke	1958-72
Ted Hendricks	1969-83	Lawrence Taylor	1981-93

**LANIER'S PRO STATISTICS**

	Games	INTERCEPTIONS					FUMBLE Recoveries
		No.	Yds.	Avg.	LG	TD	
Chiefs Totals	149	27	440	16.3	75	2	18
Postseason	5	2	26	13.0	17	0	0

Additional Stats: Had one kickoff return for one yard at San Diego (10/15/67).

LANIER'S PRO SCORES (3)

Date	Opponent	How Scored	Result
12/8/68	@ San Diego	75-yard INT Return	W Kansas City 40, San Diego 3
9/30/73	Oakland	17-yard INT Return	W Kansas City 16, Oakland 3
11/18/74	@ Denver	Safety, tackled Otis Armstrong	W Kansas City 42, Denver 34

REGULAR SEASON
SINGLE GAME CAREER HIGHS

Interceptions: 2 vs. Denver (12/6/70)

Fumble Recoveries: 2 vs. Cincinnati (10/15/72)

INT Return Yards: 75 at San Diego (12/8/68)

vs. San Diego (12/16/73)

Long INT Return: 75 at San Diego (12/8/68)

16

LEN DAWSON

Quarterback • 1962-75



Purdue


Free Agent (1962)

Chiefs Hall of Fame (1979)

Pro Football Hall of Fame (1987)

Heart and soul of the Texans/Chiefs franchise during his illustrious career ... Presented by Hank Stram during Canton enshrinement ceremonies on August 8, 1987 ... During his tenure as the team's field general, he helped make the Chiefs one of pro football's premier teams and wound up among the elite passers in the game's history ... Under his guidance, the Chiefs were perennial contenders and won AFL Championships in '62, '66 and '69 ... Was MVP of Super Bowl

IV when he directed Kansas City to a 23-7 win over the heavily-favored Minnesota Vikings ... Won the AFL passing title four times and still holds Chiefs career marks for pass attempts (3,696), completions (2,115), passing yards (28,507) and touchdowns (237) ... Started his pro career as a first-round draft pick of Pittsburgh in '57, then landed with Cleveland before being cut by the Browns on June 12, 1962 ... Was signed by the



Texans as a free agent on July 2, 1962 ... Named to six AFL All-Star teams and one Pro Bowl squad ('71) ... Named AFL Player of the Year in '62 ... Started 158 regular season games for Kansas City, by far the most of any signal-caller in franchise history ... Led the AFL in passing four different seasons ('62, '64, '66 and '68) ... Paced the AFL in completion percentage eight times, including a string of six straight seasons from '64-69, the longest streak in NFL history ... Named the '73 NFL Man of the Year as pro football's outstanding player-citizen ... Retired on May 1, 1976 ... Was enshrined in the Missouri Sports Hall of Fame in '94 ... Led the Big Ten in passing and total offense for three seasons at Purdue ... Spent 35 years as a color commentator for the Chiefs Radio Network ... Worked as Sports Director and analyst of KMBC-TV in Kansas City ... Nicknamed "Lenny the Cool" ... Born June 20, 1935 in Alliance, Ohio.



DAWSON'S PRO STATISTICS



		PASSING										
				Comp.		Yds.	TD		INT			
Year	Team	G-S	Att.	Comp.	Pct.	Yds.	Att.	Pct.	INT	Pct.	LG	Rating
1957	Pittsburgh	3-1	4	2	25	50.0	6.3	0	0.0	0	15	69.8
1958	Pittsburgh	4-0	6	1	11	16.7	1.8	0	0.0	2	11	0.0
1959	Pittsburgh	12-0	7	3	60	42.9	8.6	1	14.3	0	32	113.1
1960	Cleveland	2-1	13	8	23	61.5	1.8	0	0.0	0	23	65.9
1961	Cleveland	7-1	15	7	85	46.7	5.7	1	6.7	3	17	47.2
1962	Dallas (AFL)	14-14	310	189	2,759	61.0	8.9	29	9.4	17	92	98.3
1963	Kansas City	14-13	352	190	2,389	54.0	6.8	26	7.4	19	82	77.5
1964	Kansas City	14-14	354	199	2,879	56.2	8.1	30	8.5	18	72	89.9
1965	Kansas City	14-12	305	163	2,262	53.4	7.4	21	6.9	14	67	81.3
1966	Kansas City	14-14	284	159	2,527	56.0	8.9	26	9.2	10	89	101.7
1967	Kansas City	14-14	357	206	2,651	57.7	7.4	24	6.7	17	71	83.7
1968	Kansas City	13-13	224	131	2,109	58.5	9.4	17	7.6	9	92	98.6
1969	Kansas City	9-7	166	98	1,323	59.0	8.0	9	5.4	13	55	69.9
1970	Kansas City	14-13	262	141	1,876	53.8	7.2	13	5.0	14	61	71.0
1971	Kansas City	14-13	301	167	2,504	55.5	8.3	15	5.0	13	82	81.6
1972	Kansas City	14-12	305	175	1,835	57.4	6.0	13	4.3	12	44	72.8
1973	Kansas City	8-6	101	66	725	65.3	7.2	2	2.0	5	48	72.4
1974	Kansas City	14-8	235	138	1,573	58.7	6.7	7	3.0	13	84	65.8
1975	Kansas City	12-5	140	93	1,095	66.4	7.8	5	3.6	4	51	90.0
Chiefs Totals		182-158	3,696	2,115	28,507	57.2	7.7	237	6.4	178	92	92.8
Pro Totals		210-161	3,741	2,136	28,711	57.1	7.7	239	6.4	183	92	82.6
Postseason		8-8	188	107	1,497	56.9	8.0	7	3.7	8	63	77.1

Regular Season Additional Stats: Had 294 carries for 1,293 yards (4.4 avg.) with nine TDs.

Postseason Additional Stats: Had 22 carries for 103 yards (4.7 avg.) with a long of 20 yards.

86

BUCK BUCHANAN


Defensive Tackle • 1963-75



Grambling
Draft (No. 1 - 1963)

Chiefs Hall of Fame (1981)
Pro Football Hall of Fame (1990)

Became the third member of the Chiefs feared defense of the '60s and '70s to enter the Pro Football Hall of Fame when he was presented by Hank Stram on August 4, 1990 ... The first overall selection in the '63 AFL Draft, the pick utilized to select Buchanan was acquired in the only trade ever personally orchestrated by Lamar Hunt as the Texans sent QB Cotton Davidson to Oakland ... The Raiders later drafted Hall of Fame G Gene Upshaw in '67 with the express purpose of blocking Buchanan, who became the prototype for future pro defensive linemen ... Combined perfect size (6-7, 270) with outstanding strength and deceptive speed (10.2 in the 100) ... Worked briefly as a defensive end during his rookie campaign before becoming a fixture at right defensive tackle ... Helped Kansas City win two AFL crowns and their only Super Bowl following the '69 season ... Had an eight-year stretch where he either went to the AFL All-Star Game or the AFC-NFC Pro Bowl ... Was a unanimous All-AFL pick from '66-69 ... His teammates named him Chiefs MVP in '65 and '67 ... In '67 alone he batted down 16 passes at or behind the line of scrimmage ... Played in 182 career regular season games, including a stretch of 166 in a row ... Eddie Robinson, the legendary coach at Grambling where Buchanan was an NAIA All-America choice in '62, called him "the finest lineman I've ever seen." ... Played both offensive and defensive tackle at Grambling ... Enshrined in the College Football Hall of



Fame in '96 ... Owned All-Pro Construction Company and All-Pro Advertising in Kansas City ... Was captain of both the football and basketball squads at Parker High School in Birmingham, Ala. ... Given name was "Junious," but was known as "Buck" ... Born September 10, 1940 in Gainesville, Ala. and died July 16, 1992 in Kansas City. Survived by his wife, Georgia, who lives in Kansas City.

BUCK BUCHANAN • 1940-1992

"The first time I met him, I was impressed with his awesome size, speed and agility, but underneath it all, you came away impressed with a tremendous person, a great competitor and a terrific leader. He loved what he represented, his family and the Chiefs."

- Hank Stram • July 1992

BUCHANAN'S PRO STATISTICS

	Games	INTERCEPTIONS					FUMBLE Recoveries
		No.	Yds.	Avg.	LG	TD	
Chiefs Totals	182	3	37	12.3	17	0	3
Postseason	7	0	0	0.0	--	0	0

Additional Stats: Had one kickoff return for no yards vs. N.Y. Jets (11/5/67).

BUCHANAN'S PRO SCORE (1)

Date	Opponent	How Scored	Result
12/8/68	@ San Diego	Safety, tackled Jon Brittenum	W Kansas City 40, San Diego 3

REGULAR SEASON SINGLE GAME CAREER HIGHS

Interceptions: 1, three times, last
vs. Oakland (9/30/73)
INT Return Yards: 17 vs. Oakland (9/30/73)

Long INT Return: 17 vs. Oakland (9/30/73)
Fumble Recoveries: 1, three times, last
at San Diego (10/27/74)

3

JAN STENERUD

Kicker • 1967-79



Montana State **Chiefs Hall of Fame (1992)**
Draft (Redshirt No. 3 - 1966) **Pro Football Hall of Fame (1991)**

The first and only pure placekicker to be inducted into the Hall of Fame through 2015 ... Hank Stram presented Stenerud at enshrinement ceremonies in Canton on July 27, 1991 ... Stenerud's number 3 has been retired by the club ... Regarded by many as the best placekicker in pro football history ... Named to the NFL's 75th Anniversary Team in '94 and the Super Bowl Silver Anniversary Team in '90 ... Played 19 NFL seasons with Kansas City ('67-79), Green Bay ('80-83) and Minnesota ('84-85) ... At the time of his retirement he led the NFL in most career field goals and was second in scoring in the NFL behind the fabled George Blanda ... Ranks 14th on the league's all-time scoring list with 1,699 points and is 13th in career field goals made with 373 ... Played in 186 regular



season games with Kansas City, the sixth-highest tally in team history ... Still owns or shares five Chiefs records, including field goals attempted in a career (436) and season (44), as well as consecutive games scoring field goals (16) ... Hit three field goals with a long of 48 yards in Super Bowl IV victory over the Vikings ... Played in 263 pro games and never missed one because of injury or illness ... Played in six Pro Bowls, including two AFL All-Star games ... Named the Outstanding Offensive Player in the '72 Pro Bowl ... Was selected by the Chiefs in the third round of the '65 AFL "Redshirt" Draft ... Attended Montana State University on a skiing scholarship ... Was an outstanding ski jumper in his native Norway ... Was also inducted into the Green Bay Packers Hall of Fame (1991) and the Missouri Sports Hall of Fame (1996) ... Served as director of business development for HNTB Architecture, Inc., a Kansas City architectural firm, from 1989-2011 ... Born November 26, 1942 in Fetsund, Norway.



STENERUD'S PRO STATISTICS



SCORING

Year	Team	G-S	FGM	FGA	Pct.	LG	PATs	Points
1967	Kansas City	14-0	21	36	.583	54	45-45	108
1968	Kansas City	14-0	30	40	.750	52	39-40	129
1969	Kansas City	14-0	27	35	.771	54	38-38	119
1970	Kansas City	14-0	30	42	.714	55	26-26	116
1971	Kansas City	14-0	26	44	.591	54	32-32	110
1972	Kansas City	14-0	21	36	.583	50	32-32	95
1973	Kansas City	14-0	24	38	.632	47	21-23	93
1974	Kansas City	14-0	17	24	.708	50	24-26	75
1975	Kansas City	14-0	22	32	.688	51	30-31	96
1976	Kansas City	14-0	21	38	.553	52	27-33	90
1977	Kansas City	14-0	8	18	.444	37	27-28	51
1978	Kansas City	16-0	20	30	.667	46	25-26	85
1979	Kansas City	16-0	12	23	.522	46	28-29	64
1980	Green Bay	4-0	3	5	.600	40	3-3	12
1981	Green Bay	16-0	22	23	.917	53	35-36	101
1982	Green Bay	9-0	13	18	.722	48	25-27	64
1983	Green Bay	16-0	21	26	.808	48	52-52	115
1984	Minnesota	16-0	20	23	.870	54	30-31	90
1985	Minnesota	16-0	15	26	.577	49	41-43	86
Chiefs Totals		186-0	279	436	.640	55	394-409	1,231
Packers Totals		45-0	59	73	.808	53	115-118	292
Vikings Totals		32-0	35	49	.714	54	71-74	176
Pro Totals		263-0	373	558	.668	55	580-601	1,699



HANK STRAM

Head Coach • 1960-74



Purdue
Free Agent (1960)

Chiefs Hall of Fame (1987)
Pro Football Hall of Fame (2003)

Guided the Texans/Chiefs on-field fortunes during the most glorious period in franchise history ... Entered the Hall of Fame on August 3, 2003 with QB Len Dawson serving as his presenter ... Commanded the club from '60-74, posting a regular season record of 124-76-10 (.614) ... Also compiled a 5-3 postseason mark ... Garnered a reputation as one of the game's most imaginative offensive minds ... Was credited with devising the moving pocket, the two-tight end offense and the stack defense ... Directed the franchise



to three AFL titles and two Super Bowl appearances, including a 23-7 win vs. Minnesota in Super Bowl IV following the '69 season ... Put together a string of nine consecutive winning seasons from '65-73, compiling an 82-36 record over that span ... Was honored as either the AFL or AFC Coach of the Year four times: '62, '66, '68 and '70 ... Is enshrined in the Pro Football Hall of Fame along with seven of his Chiefs players – LB Bobby Bell ('83), LB Willie Lanier ('86), QB Len Dawson ('87), DT Buck Buchanan ('90), K Jan Stenerud ('91), CB Emmitt Thomas (2008) and Curley Culp (2013) ... Served two seasons as the Saints head coach from '76-77, giving him a career NFL regular season record of 131-97-10 ... Enshrined in the Missouri Sports Hall of Fame in '96 ... Was an assistant coach at the University of Miami before being named the Texans head coach ... Also served as a college assistant at Purdue, SMU and Notre Dame ... Won seven letters as an athlete at Purdue, three in football and four in baseball ... Known as "The Mentor" ... Born January 3, 1923 in Chicago, Ill. and died on July 4, 2005 in Covington, La.



STRAM'S PRO COACHING RECORD



Year	Team	W	L	T	Pct.	Division Finish
1960	Dallas (AFL)	8	6	0	.571	2nd
1961	Dallas (AFL)	6	8	0	.429	2nd
1962	Dallas (AFL)	11	3	0	.786	1st
1963	Kansas City	5	7	2	.429	3rd
1964	Kansas City	7	7	0	.500	2nd
1965	Kansas City	7	5	2	.571	3rd
1966	Kansas City	11	2	1	.821	1st
1967	Kansas City	9	5	0	.643	2nd
1968	Kansas City	12	2	0	.857	2nd
1969	Kansas City	11	3	0	.786	2nd
1970	Kansas City	7	5	2	.571	2nd
1971	Kansas City	10	3	1	.750	1st
1972	Kansas City	8	6	0	.571	2nd
1973	Kansas City	7	5	2	.571	3rd
1974	Kansas City	5	9	0	.357	3rd
1976	New Orleans	4	10	0	.286	3rd
1977	New Orleans	3	11	0	.273	4th
Chiefs Totals		124	76	10	.614	
Saints Totals		7	21	0	.250	
Pro Totals		131	97	10	.571	

POSTSEASON

Year	Team	W	L	T	Pct.	Result
1962	Dallas (AFL)	1	0	0	1.000	AFL Champions
1966	Kansas City	1	1	0	.500	Lost in Super Bowl I
1968	Kansas City	0	1	0	.000	Lost in AFL Divisional Playoffs
1969	Kansas City	3	0	0	1.000	Super Bowl IV Champions
1971	Kansas City	0	1	0	.000	Lost in AFC Divisional Playoffs
Pro Totals		5	3	0	.625	

18

EMMITT THOMAS

Cornerback • 1966-78



Bishop College
Free Agent (1966)

Chiefs Hall of Fame (1986)
Pro Football Hall of Fame (2008)

The fourth member of the Chiefs vaunted defense of the '60-70s to be enshrined into the Pro Football Hall of Fame ... Patrolled the Kansas City secondary for 13 seasons and was one of the finest cornerbacks of his era ... Owns the Chiefs all-time interception record with 58, which places him 12th on the NFL's all-time list ... His 58 picks are also the fourth-highest NFL total by a pure cornerback ... Also holds the Kansas City club record with 938 interception return yards ... Returned five interceptions for touchdowns ... Led the NFL in interceptions in '74 with a team-record 12, just two shy of the league's single-season mark ... Led the AFL with nine picks in '69 ... Paced the Chiefs in interceptions in five seasons ... Registered 23.8



percent of his 63 career INTs (regular and postseason) against members of the Pro Football Hall of Fame ... Selected to four Pro Bowls ('71, '72, '74 and '75 seasons) and one AFL All-Star Game ('68 season) ... Named first-team AP All-Pro in '74 and was a second-team selection in '75 ... Played in 181 career regular season games, the ninth-highest total in club annals, as well as seven postseason contests ... Has the most postseason interceptions in Kansas City history with five, including two in the '69 AFL Championship Game and one in the Chiefs Super Bowl IV triumph over the Minnesota Vikings ... Won American Football League championships with Kansas City in '66 and '69 and was a member of the Chiefs Super Bowl I and Super Bowl IV squads ... Made the Chiefs as an undrafted free agent from Bishop College in Dallas ... Born June 3, 1943 in Angleton, Texas ... Has spent 37 seasons in the NFL coaching ranks with seven different teams ... Rejoined the Chiefs as defensive backs coach in 2010 ... Named to the Texas Black Sports Hall of Fame in 2016.



THOMAS' PRO STATISTICS



	Games	No.	Yds.	Avg.	LG	TD	FUMBLE Recoveries
Chiefs Totals	181	58	938	16.2	73	5	7
Postseason	7	5	101	20.2	62	0	0

Additional Stats: Had 11 punt returns for 64 yards (5.8 avg.) and 29 kickoff returns for 673 yards (23.2 avg.).

THOMAS' PRO SCORES (5)

Date	Opponent	How Scored	Result
11/12/67	@ Boston	57-yard INT Return	W Kansas City 23, Boston 10
11/27/69	Denver	45-yard INT Return	W Kansas City 31, Denver 17
10/18/71	Pittsburgh	32-yard INT Return	W Kansas City 38, Pittsburgh 17
9/15/74	N.Y. Jets	38-yard INT Return	W Kansas City 24, N.Y. Jets 16
12/4/74	Minnesota	73-yard INT Return	L Kansas City 15, Minnesota 35

REGULAR SEASON SINGLE GAME CAREER HIGHS

Interceptions: 2, eight times, last
at Denver (11/18/74)

INT Return Yards: 73 vs. Minnesota (12/4/74)

Long INT Return: 73 vs. Minnesota (12/4/74)

Fumble Recoveries: 2 at Dallas (11/10/75)

58

DERRICK THOMAS


Linebacker • 1989-99



Alabama
Draft (No. 1 - 1989)

Chiefs Hall of Fame (2001)
Pro Football Hall of Fame (2009)

Pass rusher extraordinaire became the third Chiefs linebacker to be inducted into the Pro Football Hall of Fame ... Served as the heart and soul of the Chiefs franchise for 11 glorious seasons ('89-99) ... Was not only a bona fide star in terms of his contributions on the field, but also illuminated countless lives through his charitable efforts ... Received the '93 NFL Man of the Year Award, the '95 Byron "Whizzer" White Award and was named former President George H. W. Bush's "832nd Point of Light" ... On the field, was one of the most dominant defensive players of his day thanks to his patented sack-and-strip maneuver ... Established Chiefs career records for sacks (126.5), safeties (3), fumble recoveries (19) and forced fumbles (45) ... His 126.5 sacks were the fourth-highest total ever by a linebacker at the time of his death and still rank 16th overall in NFL history ... Produced a club-record 20.0 sacks in '90, including an NFL-record 7.0 sacks vs. Seattle (11/11/90) ... A member of the Hall of Fame's All-Decade Team of the '90s, no player could top his 116.5 sacks during that decade ... The lone player in Chiefs history to see action in three different decades with his final contest coming vs. Oakland (1/2/00) ... Saw duty in 169 games (157 starts) and owns a share of another franchise mark with 10 career playoff appearances ... Won the Mack Lee Hill Award as a rookie in '89 ... Produced nine consecutive Pro Bowl berths following the '89-97 seasons, the second-highest total recorded by a player in Chiefs history ... Was the initial two-time winner ('91, '94) of the club's MVP trophy which now bears his name ... Known simply as "D.T." ... Was born January 1, 1967 in Miami, Fla., the same day the Chiefs won the '66 AFL Championship to advance to Super Bowl I. Died on February 8, 2000 in Miami, Fla., following a serious auto accident on January 23, 2000 in Kansas City, Mo.



THOMAS' PRO STATISTICS



Year	Team	G-S	TACKLES			SACKS		INTERCEPTIONS					QB	
			Solos	Asst.	Total	No.	Yds.	No.	Yds.	LG	PDs	FF	FR	Press.
1989	Kansas City	16-16	56	19	75	10.0	95.5	0	0	--	4	3	1	55
1990	Kansas City	15-15	47	16	63	20.0	150.0	0	0	--	5	6	2	35
1991	Kansas City	16-15	60	19	79	13.5	112.0	0	0	--	2	4	4	42
1992	Kansas City	16-16	54	13	67	14.5	113.0	0	0	--	2	8	3	27
1993	Kansas City	16-15	32	11	43	8.0	50.0	0	0	--	0	4	1	47
1994	Kansas City	16-15	67	19	86	11.0	71.0	0	0	--	5	6	3	45
1995	Kansas City	15-15	59	12	71	8.0	57.5	0	0	--	4	2	1	54
1996	Kansas City	16-15	49	9	58	13.0	99.0	0	0	--	4	3	1	47
1997	Kansas City	12-10	34	21	55	9.5	56.5	0	0	--	2	3	0	34
1998	Kansas City	15-10	40	12	54	12.0	79.0	0	0	--	1	3	2	26
1999	Kansas City	16-16	56	21	77	7.0	65.0	1	20	20	5	3	1	32
NFL Totals		169-158	558	170	728	126.5	948.5	1	20	20	34	45	19	444
Postseason		10-10	36	1	37	7.5	55.0	0	0	--	2	3	0	4

Additional Stats: Had four career touchdowns - a 23-yard fumble return at L.A. Rams (11/10/91), a fumble recovery in the end zone vs. Denver (12/27/92), an 86-yard fumble return at Seattle (12/5/93) and a 44-yard fumble return at Oakland (12/26/98). Had three safeties - vs. San Francisco (9/11/94), at San Diego (12/14/97) and vs. Oakland (9/6/98). Blocked a field goal vs. Pittsburgh (10/7/96).



61

CURLEY CULP

Defensive Tackle • 1968-74

Arizona State
Trade (1968)

Chiefs Hall of Fame (2008)
Pro Football Hall of Fame (2013)



one of the quickest defensive linemen in the league ... Became a prototype for today's 3-4 nose tackle ... Starting defensive tackle on Kansas City's Super Bowl IV squad ... A member of the Chiefs 25-Year All-Time Team ... Played in AFL All-Star Game following the 1969 campaign and the Pro Bowl after the 1971 campaign ... Named AP Defensive Player of the Week for outstanding games in both 1969 and 1973 ... Claimed the unofficial sack crown for the Chiefs with 9.0 QB takedowns in 1973 ... Owned five fumble recoveries while in a Kansas City uniform ... Appeared in 82 games for the Chiefs after joining the club in a trade with Denver ... Originally entered pro football as a second-round pick of the Broncos in 1968 ... Was traded to Houston in 1974 and played eight more seasons with Houston (1974-80) and Detroit (1980-81), earning four Pro Bowl berths during his tenure with the Oilers ... Earned All-America honors from *The Sporting News* and *Time* as a collegiate player at Arizona State ... Was the NCAA heavyweight wrestling champion in 1967 and was named to the 1968 U.S. Olympic wrestling team ... Born March 10, 1946 in Yuma, Ariz.



CULP'S PRO STATISTICS



	Games	FUMBLE Recoveries	Interceptions
Chiefs Totals	82	5	0
Pro Totals	179	13	1

ENSHRINEMENT REMARKS

"You know, this is an occasion that's long been in my dreams and now lives in reality. I cannot express how glorious a feeling this is for me and my family who have long hoped with me that this day would come. So to be enshrined into the Pro Football Hall of Fame gives me joy and inspiration that would last the rest of my life ... It is an honor for me to be placed among all of these great Hall of Famers, and an honor to wear the great red and white of the Kansas City Chiefs and the blue and white of the Houston Oilers, I am now honored and humbled to wear Hall of Fame gold."

- Curley Culp • August 3, 2013



68

WILL SHIELDS

Guard • 1993-06



Nebraska
Draft (No. 7 - 1993)

Chiefs Hall of Fame (2012)
Pro Football Hall of Fame (2015)

An anchor of the Chiefs offensive line for 14 seasons, he was known as one of the most reliable, durable and dependable offensive linemen in league history ... Appeared in a franchise-record 224 games with 223 starts to rank first in club history ... His 14 years of service rank second in team annals



... Elected to 12 consecutive Pro Bowls, earning his first trip to the NFL's annual all-star game following the 1995 season ... His 12 career Pro Bowls played stand tied for the most appearances in the history of the AFC-NFC Pro Bowl ... Named the Walter Payton NFL Man of the Year in 2003 for not only his accomplishments on the field but also his extensive work off the field through his "Will to Succeed Foundation" ... Honored as the team's Mack Lee Hill Award winner in 1993 as the club's top rookie or first-year player ... Helped pave the way for five individual 1,000-yard rushers during his tenure with the Chiefs ... Helped the Chiefs lead the league in rushing offense in 1995 with 2,222 yards ... Blocked for RB Larry Johnson as he compiled 1,750 rushing yards in 2005 and 1,789 rushing yards in 2006, the two-highest single-season totals in team history ... RB Priest Holmes produced 1,615 rushing yards in 2002, the third-best seasonal mark in club annals, with Shields leading the way ... Helped anchor an offensive line that served as the foundation for one of the most potent offensive stretches in Chiefs history ... In 2004, Kansas City set an NFL single-season record with 398 first downs and led the league in total offense for

the first time in franchise history, averaging a club-record 418.4 yards per game ... Originally entered the NFL as the Chiefs third-round pick (7th overall) in the 1993 NFL Draft ... Was a three-time All-Big Eight choice at Nebraska and was honored with the Outland Trophy as a senior in 1992 as the nation's best interior lineman ... Was inducted into the College Football Hall of Fame in 2011 ... Born September 15, 1971 in Fort Riley, Kan.

SHIELD'S PRO STATISTICS



Year	Regular		Postseason	
	GP	GS	GP	GS
1993	16	15	3	3
1994	16	16	1	1
1995	16	16	1	1
1996	16	16	--	--
1997	16	16	1	1
1998	16	16	--	--
1999	16	16	--	--

Year	Regular		Postseason	
	GP	GS	GP	GS
2000	16	16	--	--
2001	16	16	--	--
2002	16	16	--	--
2003	16	16	1	1
2004	16	16	--	--
2005	16	16	--	--
2006	16	16	1	1
Totals	224	223	8	8



NFL LEADERS

REGULAR SEASON STARTING STREAKS THROUGH 2016



Games	Player	Teams	Streak
1.	297	Brett Favre	Green Bay, N.Y. Jets, Minnesota
2.	270	Jim Marshall	Minnesota
3.	240	Mick Tingelhoff	Minnesota
4.	229	Bruce Matthews	Houston (Tennessee)
5.	223	Will Shields	Kansas City



Sept. 27, 1992-Dec. 5, 2010
Sept. 17, 1961-Dec. 16, 1979
Sept. 16, 1962-Dec. 17, 1978
Nov. 29, 1987-Jan. 6, 2002
Sept. 12, 1993-Dec. 31, 2006


Mike Webster, Center, 1989-90

Enshrined Pro Football Hall of Fame 1997


53


Concluded his storied 17-year NFL career with two seasons in Kansas City ('89-90), but will be remembered by most for his 15 seasons ('74-88) with the Pittsburgh Steelers ... Regarded by many as the greatest center to ever play the game ... Noted for not only his strength, toughness and durability, but also his character ... A fifth-round draft pick of the Pittsburgh Steelers out of the University of Wisconsin in '74, went on to become one of the most dominating and durable offensive linemen of his era ... Played in 245 career games (207 starts), tying the NFL record for most contests ever played by a center ... Only seven other offensive linemen in league history have seen action in more games ... A member of Pittsburgh's teams which claimed wins in Super Bowls IX, X, XIII and XIV ... A nine-time Pro Bowler and six-time All-Pro selection ... Named to both the NFL's 75th Anniversary Team and the NFL's Silver Anniversary Super Bowl squad ... Born in Tomahawk, Wis. on March 18, 1952 and died in Pittsburgh, Pennsylvania on September 24, 2002.

19

Joe Montana, Quarterback, 1993-94

Enshrined Pro Football Hall of Fame 2000

Perhaps the finest quarterback ever to step under center in pro football history ... Concluded his masterful 16-year NFL tenure with two playoff seasons in Kansas City ('93-94) ... Spent 14 seasons ('79-92) in San Francisco and guided the 49ers to wins in Super Bowls XVI, XIX, XXIII and XXIV, earning game MVP honors three times (XVI, XIX and XXIV) ... The NFL's Most Valuable Player in '89 ... Earned eight Pro Bowl bids and led the league in passing in both '87 and '89 ... The king of the late-game heroics, exhibited his "Montana Magic" with 31 career fourth-quarter comebacks ... In '93, guided the Chiefs to their first AFC West title since '71 with an 11-5 mark ... Led Kansas City on a remarkable playoff run in '93 which concluded in Kansas City's first-ever trip to the AFC Championship Game ... Also took the Chiefs to the playoffs in '94, throwing for 314 yards in his final NFL game, a 27-17 postseason loss at Miami ... Played in 192 regular season NFL games with 164 starts and started 23 career playoff games ... Retired April 18, 1995, and at that time ranked fourth in NFL history in passing yards (40,551), attempts (5,391) and TD passes (273) ... Named to NFL's 75th Anniversary All-Time Team ... Born in New Eagle, Pa. on June 11, 1956.



Note: 2000 Pro Football Hall of Fame enshrinee Ronnie Lott never played in a regular season game for Kansas City, but retired as a member of the Chiefs in the '95 preseason.

Marv Levy, Head Coach, 1978-82

Enshrined Pro Football Hall of Fame 2001



Just the 11th modern-era head coach to be elected to the Pro Football Hall of Fame ... The only coach in NFL history to guide his squad to four consecutive Super Bowls ... Spent 16½ seasons as NFL head coach, compiling a 143-112 regular season record with the Chiefs and Bills ... Produced a 31-42 record with Kansas City from '78-82 ... Joined the Chiefs after serving a five-year stint as the head coach of the CFL's Montreal Alouettes ... After inheriting a team that was coming off a 2-12 season in '77, he installed a Wing-T offense with the Chiefs in '78 ... The club made steady improvement under his guidance, posting records of 4-12 in '78, 7-9 in '79 and 8-8 in '80 ... In '81, the Chiefs finished 9-7, marking the team's first winning campaign since '73 ... His final year in Kansas City was a strike-shortened 3-6 campaign in '82 ... A veteran of three professional leagues, served one year as head coach of the USFL's Chicago Blitz in '84 ... Took over the Buffalo Bills midway through the '86 season and produced a franchise-best 112-70 regular season record and an 11-8 postseason mark over the '86-97 campaigns ... Under his guidance, the Bills won six AFC East titles, claimed AFC Championships and represented the AFC in Super Bowls XXV, XXVI, XXVII and XXVIII ... Born in Chicago, Ill. on August 3, 1925.

Marcus Allen, Running Back, 1993-97

Enshrined Pro Football Hall of Fame 2003

**32**

Regarded as one of the finest all-purpose performers in NFL history, playing the game with unparalleled class and professionalism ... Was presented in Canton on August 3, 2003 by his father, Harold "Red" Allen ... Signed with the Chiefs as an unrestricted free agent on June 9, 1993 ... Helped lead Kansas City to a 55-25 record and three AFC West titles in five seasons with the Chiefs ... Played in 222 regular season contests, the most of any running back in NFL history before retiring on April 9, 1998 ... Owns 145 career TDs, putting him at sixth all-time in NFL history. ... Ranks third in league annals with 123 rushing TDs, including 44 in a Chiefs uniform ... Is eighth in NFL history with 3,022 rushing attempts and 12th with 12,243 rushing yards ... His 17,654 scrimmage yards are the seventh-highest career tally in the league books ... Led the league with 1,759 rushing yards and 2,314 yards from scrimmage in '85 ... Enjoyed six Pro Bowl seasons, including one with the Chiefs in '93 ... Was named the MVP of Super Bowl XVIII after compiling 191 rushing yards ... Won Kansas City's MVP Award in both '93 and '95 ... Also threw six TD passes during his career ... Was the first player in NFL history to record 10,000 yards rushing and 5,000 yards receiving ... Claimed the Heisman Trophy as a senior at Southern California in '81 ... Entered the NFL with the Raiders as the 10th overall selection in the '82 NFL Draft ... Enshrined in both the College Football and Missouri Sports Halls of Fame in 2001 ... Has served as an analyst and feature reporter for both CBS and The NFL Network ... Was an All-America quarterback and defensive back at San Diego's Lincoln High School ... Nicknamed "Cutty" for his innate ability to make opponents miss ... Born March 26, 1960 in San Diego, Calif.

**Warren Moon, Quarterback, 1999-00**

Enshrined Pro Football Hall of Fame 2006

Finished his 23-year career in the CFL and NFL as the most prolific passer in pro football history ... Competed in four decades of pro competition after beginning his career with the Edmonton Eskimos in '78, leading that club to an unprecedented five consecutive Grey Cup titles from '78-82 ... Made his NFL debut with Houston in '84 and went on to spend 17 seasons in the NFL ranks, seeing duty with Houston ('84-93), Minnesota ('94-96), Seattle ('97-98) and Kansas City ('99-00) ... Registered nine Pro Bowl berths during his illustrious career ... Earned All-Pro honors with the Oilers in '90, leading the league in completions (362), attempts (584), passing yards (4,689) and TDs (33) ... Including his regular and postseason totals in both the CFL and NFL, saw duty in an incredible 324 meaningful professional games, starting 263 of those contests, producing 5,754 completions, 9,880 attempts, 73,561 yards, 464 TDs and 331 INTs ... Those 73,561 career passing yards in both leagues translate into an astounding 42.0 miles ... In 208 games (203 starts) of regular season NFL competition, completed 3,988 of 6,823 passes for 49,325 yards with 291 TDs ... Also made 10 career NFL postseason starts ... Threw for 527 yards in a 27-10 Houston win at Kansas City (12/16/90), the second-highest single-game passing performance in NFL history ... Concluded his storied career with a two-year stint in Kansas City ... Became the oldest QB to ever start for the Chiefs when he opened a contest at San Diego (11/26/00) ... Was named the NFL's Man of the Year in '89 ... Born in Los Angeles, Calif. on November 18, 1956.

**Willie Roaf, Tackle, 2002-05**

Enshrined Pro Football Hall of Fame 2012

**77**

Heralded as one of the most consistent offensive linemen in NFL history, Roaf was elected to 11 Pro Bowls during his illustrious 13-year NFL career ... His 11 Pro Bowls tied him with Cincinnati's T Anthony Munoz (1998) and Baltimore's T Jonathan Ogden for the most Pro Bowl berths ever by an offensive tackle ... Spent four seasons with Kansas City (2002-05) and earned Pro Bowl invitations following each of those campaigns, the highest total by any offensive tackle in Chiefs history ... Received first-team AP All-Pro honors four times during his career, including the 2003-04 campaigns with the Chiefs ... One of the most dominant players at his position during his era, Roaf was named to the All-Decade Team of the 1990s and the 2000s by the Pro Football Hall of Fame ... Blocked for a 1,000-yard rusher during three of his four seasons with the Chiefs ... RB Larry Johnson compiled 1,750 rushing yards in 2005, the second-highest single-season total in team history. RB Priest Holmes, the franchise's all-time leading rusher, produced 1,615 rushing yards in 2002, the third-best seasonal mark in club annals ... QB Trent Green did not miss a single start with Roaf protecting his blind side, as the quarterback earned Pro Bowl honors in both 2003 and 2005 ... Helped anchor an offensive line that served as the foundation for one of the most potent offensive stretches in Chiefs history ... In 2004, Kansas City set an NFL single-season record with 398 first downs and led the league in total offense for the first time in franchise history, averaging a club-record 418.4 yards per game ... Started 189 regular season games and three postseason games during his NFL career ... Entered the NFL as a first-round draft pick (eighth overall) in 1993 out of Louisiana Tech ... Joined the Chiefs in a trade with New Orleans in 2002 ... Born in Pine Bluff, Ark.

Morten Andersen, Placekicker, 2002-03
Enshrined Pro Football Hall of Fame 2017



Recognized as one of the most prolific scorers in league history ... Nicknamed the "Great Dane" he was the first pure place-kicker to be inducted into the Pro Football Hall of Fame since former Kansas City great Jan Stenerud in 1991 and only the second to earn enshrinement ... Only player in history to make the NFL's all-decade team for the 1980's and 1990's ... Elected to seven Pro Bowls throughout his 25-year NFL career ... Among the most notable league records he set were most career points (2,544), most fields goals made (565) and games played (382) ... In addition, his 40 field goals of 50 yards or longer were the most in NFL history at the time of his retirement ... Spent two seasons with the Kansas City Chiefs (2002-03) after signing as a free agent where he made 38 of 46 field goal attempts and scored 223 points ... 82.6 percent clip as a Chief was a better success rate than what he posted for any other NFL team ... First game as a Chief in 2002 he hit a 30-yard field goal to get the 40-39 victory over the Cleveland Browns ...

In 2003, he kicked a 31-yard field goal with one second remaining at Green Bay to send the game to overtime, where the Chiefs would beat the Packers with a touchdown ... Made a 35-yard kick with four seconds left later that same season to give the Chiefs a 27-24 win over the Oakland Raiders ... Currently ties for fourth place in franchise history for most consecutive games scoring field goals with 11 in 2002 ... Also, he sits tied in fifth place with most consecutive fields goals made with 15 in 2002 ... Selected by the New Orleans Saints in the 4th round (86th overall) of the 1981 NFL Draft.



Bill Polian, Scout & Front Office Executive, 1978-82
Enshrined Pro Football Hall of Fame 2015

Spent 32 seasons in the NFL during which time he earned the reputation of rebuilding franchises into dominant playoff teams ... Most noted for turning fortunes of three different teams that included a combined five Super Bowl appearances by the Buffalo Bills and Indianapolis Colts ... First administrator named NFL's Executive of the Year by the Sporting News six times ... Served under fellow Hall of Famer and former Chiefs Head Coach Marv Levy during his time in Kansas City ... Left Kansas City to take over as General Manager of the Buffalo Bills in 1984 ... Led the Bills to four straight AFC Eastern Division titles from 1988 to 1991 including back-to-back 13-3 records in 1990 and 1991... Bills earned three straight Super Bowl berths after winning the AFC Championship in 1990-92 ... Drafted former Indianapolis Colts quarterback Peyton Manning during his time as General Manager of the Colts ... Guided Colts to eight division titles, two Super Bowl appearances including a win in Super Bowl XLI ... Worked in the NFL office in 1993 and 1994 as the league's Vice President of Football Development ... Born December 8, 1942 in Bronx, New York.



CHIEFS HALL OF FAME



In tribute to those who have made outstanding contributions to the success of the Kansas City Chiefs Football Club, the team established a Hall of Fame. New inductees are selected based on exemplary play, as well as other criteria consistent with the high standards associated with the Chiefs. The award is announced annually at the "101 Banquet," with the honoree being recognized each year at Alumni Weekend. Eleven members of the Chiefs Hall of Fame are also enshrinees in the Professional Football Hall of Fame in Canton, Ohio.

Lamar Hunt, Founder, 1960-2006



Inducted 1970


For bio, see first page of Honors section.

36

Mack Lee Hill, Running Back, 1964-65

Inducted 1971

Played running back for the Chiefs for two memorable seasons ('64-65) ... Died tragically while undergoing surgery after suffering a knee injury in the next-to-last game of the '65 season at Buffalo (12/12/65) ... Made the Chiefs roster in '64 as a rookie free agent out of Southern University and wound up as the team's second-leading rusher that season with 567 yards and four touchdowns on 105 carries ... Played in the AFL All-Star game after his rookie campaign ... Gained 627 yards, second-most on the team, in his second pro season ... Saw duty in just 27 career games ... Nicknamed "The Truck" ... His number 36 is retired ... Each year since '66, the Chiefs have annually presented the Mack Lee Hill Award to the team's top rookie or first-year performer ... Born on August 17, 1940 in Quincy, Fla. and died on December 14, 1965 in Kansas City, Mo.




HILL'S CHIEFS STATISTICS

Games	No.	Rushing				No.	Receiving			
		Yds.	Avg.	LG	TD		Yds.	Avg.	LG	TD
27	230	1,203	5.2	71	6	40	408	10.2	46	3

Jerry Mays, Defensive Tackle/Defensive End, 1961-70

75



Inducted 1972


Was a force on the Chiefs vaunted defensive line for 10 years ... Named to the All-Time AFL Team by the Pro Football Hall of Fame ... Was selected to play in the AFL All-Star game six times, following the '62 and '64-68 seasons ... Also made an appearance in the AFC-NFC Pro Bowl after the '70 campaign ... Played in 140 games with the Chiefs after joining the club as a fifth-round pick of the Dallas Texans in the '61 AFL Draft ... Was a starter at left defensive end on the Chiefs Super Bowl IV championship team ... Broke into pro football as a defensive tackle during his rookie campaign before switching to defensive end later that year ... Was a college standout at SMU ... Born November 24, 1939 in Dallas, Texas and died on July 17, 1994 in Lake Lewisville, Texas.

84

Fred Arbanas, Tight End, 1961-70

Inducted 1973

Was considered one of pro football's finest tight ends during his 10 seasons with the Texans/Chiefs ... Named to the All-Time AFL Team by the Pro Football Hall of Fame ... Was a five-time AFL All-Star, earning a spot on that squad following the '62-65 and '67 seasons ... Earned All-AFL honors on six occasions ... Was known for his tenacious blocking and courage ... Lost the sight in one eye in an accident in December of '64, but came back strong to earn All-AFL accolades the following season ... Member of Kansas City's Super Bowl IV title team ... Played in 118 games, catching 198 passes for 3,101 yards and 34 TDs ... Was a seventh-round pick of the Texans after a stellar college career at Michigan State ... Inducted into the Missouri Sports Hall of Fame in '97... Born on January 14, 1939 in Detroit, Mich.



ARBANAS' CHIEFS STATISTICS

Games	No.	Receiving				No.	Rushing			
		Yds.	Avg.	LG	TD		Yds.	Avg.	LG	TD
118	198	3,101	15.7	67	34	4	15	3.8	8	0



Inducted 1974

Excelled as both a halfback ('60-61) and safety ('62-71) ... Named to the AFL's All-Time Team by the Pro Football Hall of Fame as a safety ... Was the third-leading interceptor in AFL history with 43 ... His 57 career interceptions rank second in team history ... Led the AFL in picks with 10 in '66 and topped the NFL in '70 with 10 ... The Texans/Chiefs recorded a remarkable 35-1-1 record in games when he had an interception ... Was a six-time All-AFL selection ('63-68) and played in the AFC-NFC Pro Bowl following the '70 season ... Played in 164 career games ... As a halfback during the franchise's first two seasons, he rushed for 658 yards and six TDs on 150 carries and caught 77 passes for 1,228 yards and nine scores ... Was a first-round pick of the Texans in '60 ... Was also a first-round pick of the NFL's Detroit Lions ... Was a member of the Chiefs Super

Bowl IV championship team and LSU's '59 National Championship squad ... Also enshrined in the Missouri Sports Hall of Fame ... Born September 9, 1938 in Delhi, La.

ROBINSON'S CHIEFS STATISTICS

G	Rushing				Receiving				Punt Returns				Interceptions					
	No.	Yds.	Avg.	TD	No.	Yds.	Avg.	TD	No.	Yds.	Avg.	TD	No.	Yds.	Avg.	LG	TD	FR
164	150	658	4.4	6	77	1,228	15.9	9	3	29	9.7	0	57	741	13.0	57	1	6

Inducted 1975

Led the Texans/Chiefs in pass receptions in four of his eight seasons: '61-63 and '65 ... Was an AFL All-Star in '61 and a first-team All-AFL pick in '62 ... Played in 103 regular season contests ... Ranks fourth in franchise history in pass receptions (391) and sixth in receiving yards (5,505) ... His 55 career TD grabs are the third-most in club annals ... Caught a team-record 12 TD passes during the '62 season ... Member of AFL championship squads in '62 and '66 ... Tied with WR Otis Taylor with a team-high 58 catches during the club's Super Bowl I season in '66 ... Joined Texans as a first-round pick in '60 ... As a senior at Stanford in '59, he set an NCAA record with 61 catches ... Was enshrined in the College Football Hall of Fame in '95 ... Born January 31, 1938 in Oakland, Calif.



BURFORD'S CHIEFS STATISTICS

Games	Receiving					Rushing				
	No.	Yds.	Avg.	LG	TD	No.	Yds.	Avg.	LG	TD
103	391	5,505	14.1	69	55	3	10	3.3	13	0



Inducted 1976

One of the most fiery competitors in franchise history ... Distinguished himself as both a linebacker ('61-67) and center ('68-70) ... Named to five AFL All-Star affairs as a linebacker, following the '61-62 and '64-66 seasons ... Given name was Emil Joe, but was known simply as E.J. or as the Chiefs "Holler Guy" ... Was the starting center on Kansas City's Super Bowl IV title team ... Played in 127 games after joining the Chiefs as a first-round draft pick of the Texans in '61 ... Made nine career interceptions ... Is one of the best players to ever come out of Texas Tech, where his career earned him a place in the College Football Hall of Fame in '86 ... Born January 5, 1938 in Schulenburg, Texas.

Inducted 1977

Considered by many to be the finest offensive tackle of his era ... Was selected to the AFL All-Star team or AFC-NFC Pro Bowl nine times ... Named to the All-Time AFL Team by the Pro Football Hall of Fame ... Was a starter in each of his 13 pro seasons, playing in 180 games ... His string of 180 straight games played is the third-longest streak in club history ... Named AFL Offensive Lineman of the Year in '69 ... Served on all three of the franchise's AFL Championship squads and was the starter at left tackle for the Chiefs in Super Bowl IV ... Also played one season with the Washington Redskins in '74 ... Was a college All-America choice at Ohio State and was chosen by the Texans in the third round of the '61 AFL Draft ... Born February 25, 1939 in Newark, Ohio and died on September 15, 1980 in Kansas City, Mo.



**Inducted 1978**

Spent five very productive seasons with the Chiefs before finishing his NFL career with the San Diego Chargers ('70-73) ... Is the seventh-leading rusher in Chiefs history, churning out 3,246 yards and 24 touchdowns on 736 carries ... Also caught 141 passes for 1,231 yards and seven scores ... Led team in rushing three times, including the '67 season when he gained 1,087 yards ... Was an All-AFL choice in '66-67 ... Scored a five-yard TD against the Minnesota Vikings in Super Bowl IV victory running "65 toss power trap" ... Winner of the '65 Heisman Trophy ... Inducted into the College Football Hall of Fame in '85 ... Started Southern Cal's long legacy of talented tailbacks ... Was selected by Kansas City in the 20th round of the '66 AFL Draft ... Born April 12, 1944 in Los Angeles, Calif.

GARRETT'S CHIEFS STATISTICS

Games	Rushing					Receiving					Punt Returns				
	No.	Yds.	Avg.	LG	TD	No.	Yds.	Avg.	LG	TD	No.	Yds.	Avg.	LG	TD
58	736	3,246	4.4	77	24	141	1,231	8.7	43	7	34	223	6.6	79	1

Inducted 1979

For bio, see fourth page of Honors section.

Inducted 1980

For bio, see second page of Honors section.

Inducted 1981

For bio, see fifth page of Honors section.

**Inducted 1982**

Was one of the best and most exciting wide receivers of his era ... Played in one AFL All-Star game after the '66 season and two AFC-NFC Pro Bowls, following the '71-72 campaigns ... Played in 130 regular season games ... His 7,306 receiving yards, 57 TD receptions and 19 100-yard games all rank second in team history, while his 410 career receptions rank third ... Twice topped the 1,000-yard receiving mark in a season, getting 1,297 in '66 and 1,110 in '71 ... Led Chiefs in pass receptions on five occasions ('66-67 and '70-72) ... Hauled in a dazzling 46-yard TD pass in Super Bowl IV labeled as "the signature play in team history" by Lamar Hunt ... Had his college number 17 retired by Prairie View A&M ... Was a fourth-round pick of the Chiefs in the '65 AFL Draft ... Spent several years as a scout for the Chiefs following his playing career ... Became a member of the Missouri Sports Hall of Fame in '94 ... Born August 11, 1942 in Houston, Texas.

TAYLOR'S CHIEFS STATISTICS

Games	Receiving					Rushing				
	No.	Yds.	Avg.	LG	TD	No.	Yds.	Avg.	LG	TD
130	410	7,306	17.8	89	57	30	161	5.4	30	3

Inducted 1984

Was the finest offensive guard to play in the AFL ... Was named to the AFL's All-Time Team by the Pro Football Hall of Fame ... Was named to play in the AFL All-Star game or AFC-NFC Pro Bowl nine times, following the '63 and '65-72 seasons ... Was a starter during each of the Chiefs two Super Bowl appearances ... His 14 seasons with the Chiefs are tied for the second-most in team history ... Saw action in 177 career regular season games ... Was a first-team All-AFL pick in '66 and '69 ... His son, Brad, played for the Chiefs from '80-86 ... Selected by Kansas City in the first round of the '63 AFL Draft ... Was a college standout at Michigan State ... Was inducted into the Missouri Sports Hall of Fame in '98 ... Born November 2, 1940 in Highland Park, Mich.



Inducted 1985

For bio, see third page of Honors section.

18**Emmitt Thomas, Cornerback, 1966-78****Inducted 1986**

For bio, see eighth page of Honors section.

Hank Stram, Head Coach, 1960-74**Inducted 1987**


For bio, see seventh page of Honors section.

44**Jerrel Wilson, Punter, 1963-77****Inducted 1988**

Considered one of the top punters to ever play the game ... Was named to the All-Time AFL team by the Pro Football Hall of Fame ... Played more seasons (15) than any player in team history, while his 203 games played rank third in club annals ... Owns franchise records for most punts in a career (1,018), as well as records for gross average in a season (45.5) and game (56.4) ... His 43.4-yard career average ranks second in club annals ... Owns the NFL record for most seasons leading the league in punting average, doing so four times ('65, '68, '72-73) ... Owns the Super Bowl record for career punting average (46.5) ... Known as both "Thunderfoot" and "Duck" ... Had four career punts over 70 yards ... Named to three AFC-NFC Pro Bowl squads ... Was a center at Southern Mississippi ... Played some running back early in his pro career ... Spent one season with the New England Patriots in '78 ... Drafted by Kansas City in the 11th round of the '63 AFL Draft ... Born October 4, 1941 in New Orleans, La. and died on April 9, 2005 in Bronson, Texas.

**WILSON'S CHIEFS STATISTICS**

Punting							Rushing				
Games	No.	Yds.	Avg.	LG	Blk	Net Avg.	No.	Yds.	Avg.	LG	TD
203	1,018	44,218	43.4	72	12	35.4	21	53	2.5	12	0

Ed Podolak, Running Back, 1969-77**14****Inducted 1989**



Is one of the toughest, most hard-nosed players to ever don a Chiefs uniform ... Played in 104 regular season games (66 starts) ... Is the Chiefs fourth all-time leading rusher with 4,451 yards on 1,157 carries and ranks sixth with 34 TDs ... Was also an excellent pass receiver and return man ... Caught 288 passes for 2,456 yards and six scores while averaging 8.6 yards per punt return and 20.5 yards per kickoff return ... His 8,343 career combined net yards are the fifth-most in club history ... Had one of the finest all-around performances in pro football history on Christmas Day '71, when he had an NFL single-game postseason record 350 total yards in a double OT playoff loss to Miami; had 85 rushing yards, 110 receiving yards and 155 yards on returns ... Led Kansas City in rushing five times, while pacing the squad in receiving and punt returns three times apiece ... Selected by the Chiefs in the second round of the '69 draft ... Played QB and RB at the University of Iowa and does color commentary for the Hawkeye Radio Network ... Born September 1, 1947 in Atlantic, Iowa.

PODOLAK'S CHIEFS STATISTICS

Rushing						Receiving					Kickoff Returns					Punt Returns				
G-S	No.	Yds.	Avg.	LG	TD	No.	Yds.	Avg.	LG	TD	No.	Yds.	Avg.	LG	TD	No.	Yds.	Avg.	LG	TD
104-66	1,157	4,451	3.8	65	34	288	2,456	8.5	59	6	34	697	20.5	38	0	86	739	8.6	60	0

Inducted 1990

Teamed with Pro Football Hall of Famers Willie Lanier and Bobby Bell to form one of the finest linebacker trios the game has ever seen ... The trio played together for eight memorable seasons ('67-74) ... Played in 151 games, including a string of 148 in a row ... Manned the right linebacker spot, where he recorded 17 interceptions ... Also produced 14 fumble recoveries, tying for the fifth-highest total in franchise history ... Had four seasons where he recorded three interceptions and two campaigns with three fumble recoveries ... Helped Chiefs to a huge victory over the Minnesota Vikings in Super Bowl IV, making four tackles ... Played in AFL All-Star game following the '68 season ... Was the co-captain of Notre Dame's '66 National Championship team and won the Maxwell Award as the nation's outstanding defensive player ... Enshrined in the College Football Hall of Fame in '92 ... Was a second-round pick of Kansas City in '67 ... Born August 28, 1945 in Lima, Ohio.

**Abner Haynes, Running Back, 1960-64****Inducted 1991**

Exciting running back and return specialist who still owns or shares four franchise records, including most points in a game (30), most touchdowns in a game (five) and most rushing touchdowns in a game (four), while tying for third in team history with 8,447 career combined net yards ... Is the fifth-leading rusher in team history (3,814) ... Played in 70 regular season games ... Led club in rushing four times: '60-62 and '64 ... Selected as the AFL's first Player of the Year in '60 when he led the league with 875 rushing yards ... Became the franchise's initial 1,000-yard rusher, getting 1,049 during the '62 AFL title season ... Named All-AFL from '60-62 ... In '65 he was traded to the Denver Broncos, where he spent two seasons ... Also played with the N.Y. Jets and Miami Dolphins ... Originally a first-round pick of the Oakland Raiders in '60 ... Was a college standout at North Texas ... Born September 19, 1937 in Denton, Texas.

HAYNES' CHIEFS STATISTICS

G	Rushing					Receiving					Kickoff Returns				Punt Returns			
	No.	Yds.	Avg.	LG	TD	No.	Yds.	Avg.	LG	TD	No.	Yds.	Avg.	TD	No.	Yds.	Avg.	TD
65	793	3,810	4.8	80	39	199	2,739	13.8	78	17	52	1,326	25.5	1	55	598	10.9	0

Jan Stenerud, Kicker, 1967-79**Inducted 1992**


For bio, see page 366.


Sherrill Headrick, Linebacker, 1960-67**Inducted 1993**

Hard-nosed, all-giving linebacker whose teammates called him "Psycho" for his rambunctious nature and style of play ... Named to four All-AFL All-Star squads ('61-62, '65-66) ... Played in 108 regular season contests and named All-Pro five times as one of the league's best middle linebackers ... Played one season at offensive guard, center and linebacker in Canada ('59) before joining the Texans for the initial AFL season in '60 ... Left TCU after three seasons ... Signed with the Texans as a free agent ... Had 14 interceptions during his eight-year Texans/Chiefs career, returning three for touchdowns ... Played in '62 and '66 AFL title game wins and Super Bowl I ... Was selected by the Cincinnati Bengals in the '68 AFL Expansion Draft and played with that club for one season ... Born March 13, 1937 in Waco, Texas ... Died September 10, 2008 in Fort Worth, Texas.

Jack Rudnay, Center, 1969-82**Inducted 1994**

Was regarded as one of the NFL's finest centers during the '70s ... Determined, gutsy, tough and humorous are probably the four best words that describe him ... Was the AFC's starting center in the Pro Bowl four straight times, following the '73-76 seasons ... Played in 178 games with the Chiefs, the fourth-most ever by a Kansas City offensive lineman, while his 171 starts are the third-most ever by a Chiefs player ... Put together an incredible string of 144 straight games played, beginning with the '70 season and lasting through the entire decade ... A fourth-round draft choice in '69, he missed the Chiefs Super Bowl IV season as a result of a back injury suffered in the College All-Star Game following his senior year at Northwestern ... Played both center and defensive tackle at Northwestern ... Born November 20, 1947 in Cleveland, Ohio.



**Inducted 1995**

Is the eighth-leading rusher in franchise history ... Was one of the early stars of the AFL ... Had 762 rushing attempts for 3,124 yards and 18 touchdowns ... Also caught 154 passes for 1,945 yards and 14 scores ... Played in 107 regular season games ... Made three AFL All-Star games following the '62 and '66-67 seasons and was named the Outstanding Player of the '62 game ... Was a member of both Chiefs Super Bowl teams and all three AFL title clubs ... Was named the AFL Rookie of the Year in '62, when he rushed for 604 yards and caught 29 passes for 333 yards ... Was the first AFL player to score a TD in a Super Bowl, catching a seven-yard pass in the second quarter of Super Bowl I ... Was a backup tight end on the Super Bowl IV championship squad ... Selected as a future choice by the Texans in the 14th round of the '61 AFL Draft ... Rushed for 1,377

yards as a college halfback at the University of Kansas ... Has been inducted into both the Missouri and Kansas Sports Halls of Fame ... Nicknamed "The Count" ... Born June 25, 1939 in Muskogee, Okla.

McCLINTON'S CHIEFS STATISTICS


Games	Rushing					Receiving				
	No.	Yds.	Avg.	LG	TD	No.	Yds.	Avg.	LG	TD
107	762	3,124	4.1	69	18	154	1,945	12.6	69	14

Inducted 1996

Is one of the most celebrated and popular players in franchise history ... Was the finest free safety in the AFC throughout the '80s, grabbing six straight Pro Bowl berths following the '83-88 seasons, including five as a starter in the game ... Was selected to the Chiefs 25-Year Anniversary Team in '87 ... Entered the pro ranks as a rookie free agent punter, making him one of the most successful free agents in NFL history ... Owner of six 100-tackle seasons ... In 148 career games (124 starts), had 927 tackles, 50 interceptions, 15 fumble recoveries and three touchdowns ... Ranks third on the team's all-time interception list ... Led Chiefs in tackles four times and in interceptions on six occasions ... Won AFC interception title in '86 with nine pickoffs ... Was a strong safety and punter at Rutgers and was a high school quarterback ... Inducted into the Missouri Sports Hall of Fame in 2002 ... Is one of nine partners of the NFL's Jacksonville Jaguars ... Born September 12, 1959 in Palmyra, N.J.

**CHERRY'S CHIEFS STATISTICS**

G-S	Interceptions					Tackles			Sacks		
	No.	Yds.	Avg.	LG	TD	Solos	Asst.	Total	No.	Yds.	FR
148-124	50	688	13.8	67	1	597	360	927	3.5	24.0	14

**Inducted 1997**

Exceptional offensive tackle manned the right side of the Chiefs line for 12 superb seasons ... Was a member of two AFL championship teams ('66 and '69) and both Chiefs squads that went to the Super Bowl ... Was the starting right tackle in Kansas City's Super Bowl IV victory over the Minnesota Vikings ... Played in 150 regular season games and did not miss a contest for nine straight seasons ('64-72) ... Was considered one of the game's best pass protectors during his career ... Selected by Kansas City in the 24th round of the '63 AFL Draft ... Was an outstanding collegiate tackle at Auburn University ... Born February 1, 1941 in Lanett, Ala.

CHIEFS HONOR GROVE

A grove of over 40 stately Giant Redwoods was planted in the Southeast corner of the Truman Sports Complex on April 15, 2002 in conjunction with the Chiefs 40th Anniversary Season in Kansas City. The selection of the tree species by Founder Lamar Hunt originated from a statement made by Vikings QB Joe Kapp following Super Bowl IV: "The Chiefs defensive line was very active and looked like a Redwood Forest." The "Chiefs Honor Grove" features permanent markers honoring the team's Hall of Fame players, whose names adorn the lockers of the Chiefs Hall of Honor presented by Time Warner Cable. During the Chiefs Alumni Weekend each year, an additional tree is planted in honor of the most recent Chiefs Hall of Fame inductee.

Inducted 1998

Was a force against the run as well as an unstoppable pass rusher ... Was a four-time Pro Bowl selection, following the '80-82 and '84 seasons ... Named the Chiefs Most Valuable Player twice ('80 and '84) ... Started all 136 appearances he made in a Kansas City uniform ... Is third on the Chiefs all-time sack list with 73.0 ... Is second in team history with 992 tackles and also had 11 fumble recoveries ... Led team in sacks on six occasions and topped the team's tackle chart three times ... Recorded a Pro Bowl-record 85-yard fumble return TD in the '85 game ... Had two seasons ('80 and '84) with 14.5 sacks ... Was the second overall player taken in the '78 NFL Draft (Houston RB Earl Campbell was the first) ... Was traded to Buffalo in '88 where he played two years ... Inducted into the Missouri Sports Hall of Fame in 2005 ... Was the Southeastern Conference Player of the Year as a senior at the University of Kentucky ... Born December 5, 1955 in Camden, N.J.

**STILL'S CHIEFS STATISTICS**

G-S	Tackles			Sacks		
	Solos	Asst.	Total	No.	Yds	FR
136-136	699	293	992	73.0	517.0	11

Lloyd Burruss, Safety, 1981-91**Inducted 1999**

The first Chiefs player to ever be the Mack Lee Hill Award winner ('81), the team's MVP ('85) and a member of the Chiefs Hall of Fame ... Was one of the premier strong safeties in the NFL throughout the '80s ... Played in 145 regular season games (103 starts) ... During that decade, he averaged 63 tackles per season, while recording 20 interceptions and scoring five touchdowns ... Gained league-wide recognition in '86 with his only Pro Bowl berth ... Was Kansas City's starting strong safety from '81-88 ... Returned four of his 22 interceptions for a touchdown ... Only Bobby Bell (six), Emmitt Thomas (five) and Jim Kearney (five) have returned more interceptions for scores in Kansas City history ... Owns team record for interception return yardage (121) in a game ... Is co-holder of NFL and team records for interceptions returned for a touchdown in a game with two (KC's Jim Kearney, Derrick Johnson and 23 others share the league mark) ... Extremely productive player produced 628 tackles, 22 interceptions, seven fumble recoveries and 3.5 sacks ... Was a four-year starter at the University of Maryland ... Born October 31, 1957 in Charlottesville, Va.

BURRUSS' CHIEFS STATISTICS

G-S	Interceptions					Tackles			Sacks		
	No.	Yds.	Avg.	LG	TD	Solos	Asst.	Total	No.	Yds.	FR
145-103	22	509	23.1	83	4	429	199	628	3.5	21.0	7

Christian Okoye, Running Back, 1987-92**Inducted 2000**

Unquestionably the most powerful runner ever to wear the Red and Gold ... Nicknamed "The Nigerian Nightmare" ... Doled out plenty of punishment during his six seasons with Kansas City ... His 1,246 rushing attempts rank third in franchise annals, while his 4,897 rushing yards rank as the third-highest total in Chiefs history ... Still holds the second-highest marks in club annals for rushing attempts in a season (370 in '89) and attempts in a game (38) ... Is third in team history with 14 career 100-yard games ... Racked up those numbers in just 79 games (65 starts) ... Became just the second Chief ever to lead the league in rushing, gaining an NFL-best 1,480 yards in '89 ... His 40 career rushing TDs rank fourth in Kansas City history ... Just the second Chiefs player ever to earn the club's Mack Lee Hill Award ('87), team MVP honors ('89) and be enshrined in the Chiefs Hall of Fame ... Was a Pro Bowl pick following the '89 and '91 seasons ... Originally came to the United States in '82 to compete in track and field at Azusa Pacific ... Joined the Azusa football squad in '84 and after just three seasons of organized football was a second-round draft choice of Kansas City in '87 ... Enshrined in the Missouri Sports Hall of Fame in 2003 ... The name Okoye in Nigerian means "Blessed on Sundays" ... Born August 16, 1961 in Enugu, Nigeria.

**OKOYE'S CHIEFS STATISTICS**

G-S	Rushing					Receiving				
	No.	Yds.	Avg.	LG	TD	No.	Yds.	Avg.	LG	TD
79-65	1,246	4,897	3.9	59	40	42	294	7.0	22	0

Inducted 2001


For bio, see ninth page of Honors section.

76

John Alt, Tackle, 1984-96

Inducted 2002

Monumental Minnesotan anchored Kansas City's offensive line for 13 seasons from his left tackle post ... The stoic standard-bearer by which all future Kansas City left tackles will be judged ... Played a prodigious part in the resurgence of the Chiefs franchise in the '90s ... Will Shields (224) and Jim Tyrer (180) are the only offensive linemen in team history to play in more games than Alt (179) ... Started 149 of those games and owns a share of a franchise record by making 10 career playoff appearances, including the '93 AFC Championship Game ... Earned back-to-back Pro Bowl trips following the '92 and '93 seasons ... An All-Pro pick in '90-'91 ... A prolific pass protector, also helped Kansas City perennially produce some of the best rushing numbers in the '90s ... The Chiefs led the NFL in rushing for the first time in team history in '95 and produced five top 10 finishes during his tenure ... Former collegiate tight end claims to have "eaten his way" out of that position before moving to tackle at the University of Iowa ... Was a first-round draft choice in '84, the third offensive lineman selected overall ... Born May 30, 1962 in Stuttgart, Germany.



Gary Spani, Linebacker, 1978-86

59

Inducted 2003



The second all-time leading tackler in Chiefs history with 999 career stops ... Played his inside linebacker post with tenacity and toughness for nine stellar seasons ... Led the club in tackles for four straight years ('78-81) and posted five 100-tackle campaigns ... His single-season record of 157 tackles in '79 stood until 2002 ... Played in 124 regular season contests (108 starts), averaging an impressive 8.1 tackles per game ... Accumulated 9.5 sacks, nine fumble recoveries and scored two TDs ... Was voted the Miller/NFL "Man of the Year" in '83 and O'Grady's "Crunchman of the Year" in '84 ... Helped guide the club to its first playoff berth in 15 years in '86 ... Joined the Chiefs as a third-round draft choice in '78 ... Was the first-ever consensus All-America performer at Kansas State ... Was enshrined in the College Football Hall of Fame in 2003 ... Inducted into the Kansas Sports Hall of Fame in 2004 and the Missouri Sports Hall of Fame in 2006 ... Has served as a member of the Chiefs front office since '89 and currently serves as the club's Director of Special Events ... Born January 9, 1956 in Satanta, Kansas and attended high school in Manhattan, Kan., making him the only native-born Kansan in the Chiefs Hall of Fame.

SPANI'S CHIEFS STATISTICS

G-S	Tackles			Sacks		Interceptions					
	Solos	Asst.	Total	No.	Yds.	No.	Yds.	Avg.	LG	TDs	FR
124-108	669	330	999	9.5	76.5	2	71	35.5	47	1	9

37

Joe Delaney, Running Back, 1981-82

Inducted 2004

Electrifying runner whose promising career was tragically cut short after just two NFL seasons ... Unassuming and humble off the field, was simply amazing once he stepped between the stripes ... Burst onto the NFL scene as the AFC Rookie of the Year in '81 when he earned a trip to the Pro Bowl and was named Chiefs MVP after establishing a then-franchise record with 1,121 rushing yards ... Helped propel the '81 Chiefs to a 9-7 record, the club's first winning season since '73 ... After coming off the bench to record 101 rushing yards in his initial NFL action at New England (10/4/81), ran for 106 yards and registered 104 receiving yards in his initial pro start vs. Oakland (10/11/81) ... His 193-yard outing vs. Houston (11/15/81) remains the seventh-highest single-game rushing output in franchise history ... In just 23 career games, amassed 329 carries for 1,501 yards with three TDs, as well as 33 receptions for 299 yards ... Joined the Chiefs as a second-round draft choice out of Northwestern Louisiana where was a part of the school's NCAA Division I champion 4x100 meter relay team ... Born October 30, 1958 in Henderson, Texas ... Drowned on June 29, 1983 attempting to save the lives of three youngsters in Monroe, La. and was buried on July 4, 1983 in Houghton, La. ... Posthumously awarded the Presidential Citizen's Medal by Ronald Reagan on July 13, 1983 ... Received the NCAA Award of Valor in '84 and was enshrined in the College Football Hall of Fame in '97.



DELANEY'S CHIEFS STATISTICS

G-S	Rushing					Receiving					Kickoff Returns				
	No.	Yds.	Avg.	LG	TD	No.	Yds.	Avg.	LG	TD	No.	Yds.	Avg.	LG	TD
23-17	329	1,501	4.6	82t	3	33	299	9.1	61	0	1	11	11.0	11	0



Inducted 2005

The only individual other than Lamar Hunt who was involved with the Texans/Chiefs franchise every year from '60 until the time of Hunt's passing ... Joins Hunt as the only individual other than a player or coach to be inducted in the Chiefs Hall of Fame ... "Jack's contributions to the American Football League, Arrowhead Stadium and the Chiefs franchise have helped positively define the sport in Mid-America," Hunt remarked ... Served in the club's top management position for 29 years as both General Manager from November of '60 to '76 and President from '77 to '88 ... Was instrumental in the franchise's move from Dallas to Kansas City in '63 ... His lobbying efforts for a dual-stadium concept eventually evolved into the Truman Sports Complex, a lasting reminder of his foresight and a project whose design, development and construction he oversaw ... The Chiefs captured three AFL titles as he and head coach Hank Stram guided the franchise's fortunes with the club's finest hour coming with a victory in Super Bowl IV ... Noted for his many charitable and philanthropic efforts, was honored as the "Kansas Citian of the Year" in '88 by the Chamber of Commerce of Greater Kansas City ... Recognized as an innovative and successful businessman, held the post of Chairman of the Board for the franchise from '89-04 and served as Vice Chairman of the Board from 2005-07... Died July 5, 2015 in Kansas City, Mo.

90

Neil Smith, Defensive End 1988-96

Inducted 2006

Was one of the bedrocks upon which the Chiefs defensive dominance of the '90s was built ... Paired with LB Derrick Thomas to forge one of the most feared pass rushing duos in NFL history ... Served as a foundation for a franchise-record string of six straight postseason appearances from '90-95, making nine playoff starts over that span ... Possessed an imposing seven-foot wingspan that helped wreck havoc on opponents and allowed him to make a myriad of momentum-changing plays ... Accumulated 86.5 sacks and 29 forced fumbles in Kansas City – totals that both rank second in Chiefs history behind only Thomas – in addition to blocking five FGs ... Will forever be intrinsically linked with his "little buddy" Thomas, but his individual accomplishments clearly stand on their own merit ... Registered double-digit sacks for four straight seasons from '92-95, leading the team or tying for the team lead with Thomas each of those years ... Voted team MVP following the '92 campaign when he had 14.5 sacks and followed up that performance with a career-high 15.0 sacks in '93 ... Played in 138 regular season games for Kansas City, accumulating 546 tackles (403 solo), three INTs with one TD, 13 fumble recoveries with one TD and 22 passes defended ... Departed Kansas City following the '96 campaign and won a pair of Super Bowl rings with Denver, but it was in Kansas City where his legacy as one of the NFL's most dominant defensive performers of the '90s was clearly solidified ... The Chiefs traded up with Detroit to select Smith with the second overall pick in the '88 NFL Draft ... Was an All-America performer at the University of Nebraska ... Born April 10, 1966 in New Orleans, La.



SMITH'S CHIEFS STATISTICS

G-S	Tackles			Fumbles		Sacks		INTs		Passes	QB
	Solos	Asst.	Total	Rec.	For.	No.	Yds	No.	Yds.	Defended	Pressures
138-127	403	143	546	13	29	86.5	642.5	3	66	22	346

Albert Lewis, Cornerback, 1983-93

29



Inducted 2007

Vaunted cover man was a lynchpin for the league's most decorated secondary unit for over a decade ... Picked off 20 passes during his first four professional campaigns before opponents finally decided it wasn't a good idea to test him ... Four-time Pro Bowl cornerback concluded his Chiefs tenure with 38 career interceptions, the fifth-highest total in franchise history ... In addition to his exemplary coverage skills, possessed tremendous speed off the edge and owned an uncanny ability to stretch out his body on special teams ... Utilized those rare traits to become the most adept kick blocker in franchise history, swatting down a team-record 10 punts, four of which were returned by the Chiefs for a TD ... Named Kansas City's MVP following the '86 season when he accounted for 69 tackles (61 solo), four INTs, two fumble recoveries, a sack and a blocked punt ... Also earned a spot on the Chiefs 25-Year All-Time Team in '87 ... Helped lead the club to five playoff berths and was a member of the '93 squad that reached the AFC Championship Game ... Saw duty in 150 games (128 starts) for the Red and Gold, accumulating 555 tackles (450 solo), 38 INTs, 11 fumble recoveries and 4.5 sacks ... Spent the final five years of his professional career with Oakland, but it was in a Chiefs uniform where he built his reputation as one of the most respected cornerbacks of his era ... Joined the club as a third-round selection in the '83 NFL Draft out of Grambling ... Born October 6, 1960 in Mansfield, La.

LEWIS' CHIEFS STATISTICS

G-S	Interceptions					Tackles			Blocked		
	No.	Yds.	Avg.	LG	TD	Solos	Asst.	Total	Sacks	FR	Punts
150-128	38	329	8.7	34	0	450	105	555	4.5	11	10



Nick Lowery, Kicker, 1980-93

8

**Inducted 2009**

The all-time leading scorer in franchise history, accumulated 1,466 career points in 14 seasons with the Red and Gold ... Clutch kicker also holds Chiefs career records for made field goals (329), PATs made (479) and PATs attempted (483) ... Three-time Pro Bowl performer was one of the most accurate long-distance kickers in league history, connecting on a team-record 20 FGs from 50 yards or longer during his illustrious career ... Owns the three longest FGs in Chiefs annals, including a pair of 58-yard efforts ... Registered a team-record 14 game-winning FGs during his tenure in Kansas City, seven of which came from 40 yards or more ... Enjoyed a Pro Bowl campaign in '90 as the Chiefs made the playoffs, setting a franchise single-season record with 34 made FGs and scoring 139 points, the highest tally ever for a Kansas City kicker ...


Only P Jerrel Wilson (15) played more seasons and only G Will Shields (224) played in more games in a Chiefs uniform ... Was a member of five Chiefs playoff squads ... Based on his 17-year NFL career totals with New England ('78), Kansas City ('80-93) and the N.Y. Jets ('94-96), ranks eighth in NFL history in made FGs (383) and is 10th in points (1,711) ... Converted 80.2% of his FGs (329 of 410) and 99.3% of his PATs (479 of 483) with Kansas City ... Before landing with the Chiefs as a free agent in '80, had been cut 11 times by eight clubs over a two-year span ... The lone Chiefs player to ever hail from Dartmouth, was involved in efforts that assisted three different U.S. Presidents (Reagan, H.W. Bush and Clinton) ... Was the winner of the '93 Byron "Whizzer" White Award ... Born May 27, 1956 in Munich, Germany.

LOWERY'S CHIEFS STATISTICS

G-S	Field Goals				PATs	Points	50-yard	Game-Winning
	Made	Att.	Pct.	LG			FGs	FGs
212-0	329	410	80.2	58	479-483	1,466	20	14

**Marty Schottenheimer, Head Coach, 1989-98****Inducted 2010**

Owning the best winning percentage of any head coach in Chiefs history, became the 40th inductee into the Chiefs Hall of Fame ... Joins Pro Football Hall of Fame enshrinee Hank Stram as only the second coach to be enshrined in this prestigious group ... Compiled a 101-58-1 regular season record at the helm of the Chiefs, giving him a .634 winning percentage ... Won 101 regular season games during his tenure, the highest total during any 10-year span in the franchise's storied 50-year history ... Buffalo (111) was the only AFC club to win more games in the '90s than Kansas City (109) ... Guided Kansas City to seven playoff appearances and coached in 10 postseason contests, the highest totals of any Chiefs head coach. ... Led the club to the playoffs seven times in the '90s, making Kansas City one of just three clubs to achieve that feat ... Captured AFC West titles in '93, '95 and '97 in addition to leading Kansas City to its first-ever appearance in the AFC Championship Game following the '93 campaign ... Coached his Chiefs teams to a 62-18 (.775) regular season home record at Arrowhead, marking the third-best home record in the NFL over that 10-year span ... Registered 30 seasons as a coach in the NFL ranks, including 21 seasons as a head coach with Cleveland ('84-88), Kansas City ('89-98), Washington (2001) and San Diego (2002-06) ... Concluded his NFL head coaching tenure with a 200-126-1 (.613) regular season record and 13 playoff appearances ... Only four coaches in NFL history posted more regular season wins and all are enshrined in the Pro Football Hall of Fame – Don Shula (328), George Halas (318), Tom Landry (250) and Curly Lambeau (226) ... One of only five coaches to lead three different clubs to the playoffs in NFL history ... Was a seventh-round selection of Buffalo in the '65 AFL Draft ... Spent six season in the AFL with Buffalo ('65-68) and Boston ('69-70) ... Born September 23, 1943 in Canonsburg, Pa.



**Inducted 2011**

Part of a Chiefs secondary that was feared by opposing teams, Kevin Ross patrolled Kansas City's defensive backfield for 10-straight seasons and returned to the Chiefs after a three-year hiatus to finish his career with Kansas City ... Two-time Pro Bowler was an unheard-of seventh-round draft pick in '84 but became a top performer in the league ... Finished his Chiefs career with 156 games played (144 starts) ... Tallied 30 INTs for 551 yards (18.4 avg.), returning two picks for touchdowns ... Produced 826 tackles (620 solo), 4.0 sacks, 30 INTs for 551 yards with two touchdowns, 12 fumble recoveries, 12 forced fumbles, a blocked punt and a blocked field goal ... Earned the nickname "Rock" for his hard-hitting style of play and the punishing blows that he delivered to opponents ... Lined up at primarily cornerback in his first 10 campaigns with Kansas City but moved to safety for his final season in '97 ... Ross started eight postseason contests with the Chiefs, accumulating 44 tackles (37 solo) and a forced fumble ... Earned his first trip to the Pro Bowl following the '89 season after tying for fifth on the team with 75 tackles (57 solo), 13 passes defended, one forced fumble and intercepting a team-high four passes ... Was selected to his second straight Pro Bowl in '90 after pacing the Chiefs with five INTs and 14 passes defended ... Before returning to Kansas City '97, spent time in Atlanta ('94-95) and San Diego ('96) ... Originally entered the NFL as a seventh-round selection (173rd overall) of Kansas City in the '84 draft ... Born January 16, 1962 in Camden, N.J.

ROSS' CHIEFS STATISTICS

G-S	No.	Interceptions				Tackles			Sacks	FR	FF
		Yds.	Avg.	LG	TD	Solos	Asst.	Total			
156-144	30	551	18.4	99t	2	620	206	826	4.0	12	12

Inducted 2012

For bio, see 11th page of Honors section.

**Inducted 2013**

Ball-hawking safety roamed the Chiefs defensive backfield for seven seasons ... Was one of the most prolific interceptors of the football in the National Football League during his career, recording more interceptions and interception return yards than any other player during that seven-year span ... Set a franchise record by starting all 101 games he played in to begin his career ... Selected to three consecutive Pro Bowls, earning his first trip following the 1980 season ... Honored as the club's Mack Lee Hill Award winner after his rookie season in 1976 and was named the first-ever winner of the team's most valuable player award (now known as the Derrick Thomas Award) for his play in the 1979 season ... Recorded 39 career interceptions for 771 yards (19.8 avg.) ... Returned three of his 39 interceptions for touchdowns, including one for a 102-yard touchdown return vs. Seattle (12/11/77), which still stands as the longest interception return in Chiefs history and ranks him with the fifth-most interception return yards in a single game in franchise history ... His 39 interceptions stand as the fourth-highest total in club history behind Chiefs Pro Football Hall of Fame great Emmitt Thomas (58) and Chiefs Hall of Fame honorees Johnny Robinson (57) and Deron Cherry (50) ... Recorded 10 interceptions in 1980, tying a club record for most interceptions in a single season ... His 771 interception return yards ranks the second-most in team history behind Thomas' 938 yards ... Originally entered the NFL as the Chiefs third-round pick (74th overall) in the 1976 NFL Draft ... Was a two-time all-Gulf South Conference first-team defensive back at Nicholls State, intercepting nine passes in two seasons at Nicholls State ... Born February 11, 1954 in Kenner, La.

**OFFENSE**

WR	Otis Taylor	1965-75
WR	Carlos Carson	1980-89
TE	Fred Arbanas	1962-70
T	Jim Tyrer	1961-73
T	John Alt	1984-96
G	Ed Budde	1963-76
G	Will Shields	1993-03
C	Jack Rudnay	1970-82
QB	Len Dawson	1962-75
FB	Christian Okoye	1987-92
RB	Ed Podolak	1969-77

**DEFENSE**

DE	Art Still	1978-87
DE	Neil Smith	1988-96
DT	Buck Buchanan	1963-75
DT	Jerry Mays	1961-70
LB	Willie Lanier	1967-77
LB	Bobby Bell	1963-74
LB	Derrick Thomas	1989-99
CB	Emmitt Thomas	1966-78
CB	Albert Lewis	1983-93
S	Deron Cherry	1981-91
S	Johnny Robinson	1960-71

(As selected by Lamar Hunt and Lamar Hunt, Jr. in 1999.)

Inducted 2014

Three-time Pro Bowl running back enjoyed a stellar five-year run with Kansas City from 2001-05 before a head and neck injury sustained after a blow to the helmet significantly sidelined him for a majority of his final two seasons in Kansas City ... A sensational, electrifying and productive player, he is one of the most prolific running backs in franchise history ... Started 63 of 65 games he appeared in while donning a KC uniform and either set or still holds numerous club rushing records ... Earned three consecutive Pro Bowl appearances from 2001-03 after joining the team as an unrestricted free agent ... Ranks fourth in team history with 500 total points, the best mark of any non-kicker ... Owns the top two single-season scoring marks in club history with 162 points in 2003 and 144 points in 2002 ... Owns the club record for most career touchdowns with 83 (76 rushing, seven receiving) and owns the top two single-season marks for touchdowns with 27 in 2003 and 24 in 2002 ... In 2002, set a club record scoring touchdowns in 11 consecutive games ... Led the NFL in rushing in 2001 with 1,555 yards, becoming one of just three Chiefs players to ever lead the league in rushing yards ... Owns 1,321 career rushing attempts, the second-best mark in franchise history ... Is the all-time franchise leader with 6,070 rushing yards and is one of just three players in team history with more than 5,500 career rushing yards ... Recorded three seasons with 1,000 or more rushing yards, the second-most in franchise history ... Recorded 24 games of 100 or more rushing yards to rank second in team history, and had nine such games in 2002, the third-best single-season mark in club annals ... Owns 190 rushes of 10 or more yards to rank first in team history, recording 53 in 2002 and 52 in 2001, the top two marks by a Chiefs running back in a single season ... Owns the top two marks for most 10-plus rushes in a game with 10 in 2001 and nine in 2002 ... Owns the franchise's third-best career rushing average of players with at least 400 attempts, averaging 4.60 yards per carry ... His 76 rushing touchdowns are 20 more than the next closest player in franchise history while he owns three of the top five marks for rushing touchdowns in a single season (27 in 2003, 21 in 2002 and 14 in 2004) ... Is tied for first in team history with two separate games of four rushing touchdowns ... Registered 11 consecutive games with a rushing touchdown in 2002 and eight straight games with a rushing touchdown in 2004 ... Totaled 251 career receptions, the third-best mark by a Chiefs running back and owns the top two single-season marks for receptions by a running back with 74 in 2003 and 70 in 2002 ... Owns 2,377 career receiving yards to rank fourth in team history and has three of the top five single-season marks for receiving yards by a running back ... His five career games of 100 or more receiving yards by a running back ties Abner Haynes for the team record ... Is the franchise's all-time leader in attempts from scrimmage with 1,572 (1,321 rushing, 251 receiving) and is second in club annals with 8,447 scrimmage yards (6,070 rushing, 2,377 receiving) ... He holds the team single-season record for yards from scrimmage with 2,287 in 2002 and is one of just two players in franchise history to record 300 or more yards from scrimmage in a single game (307 at Seattle on Nov. 24, 2002) ... Originally entered the NFL as an undrafted free agent out of Houston with the Baltimore Ravens in 1997 ... Joined the Chiefs as an unrestricted free agent from Baltimore in 2001 ... Born October 7, 1973 in Fort Smith, Ark.



Gary Green, Cornerback, 1977-83

24

Inducted 2015



Spent seven productive seasons with the Chiefs before being traded to the Los Angeles Rams ... Represented the Chiefs in three Pro Bowls ... Appeared in 100 games (99 starts) in Kansas City ... Recorded 24 interceptions returned for 330 yards, including one for 42 yards and a touchdown ... Tallied 10 fumble recoveries ... Also contributed significantly to special teams and owns nine career blocked kicks (2 blocked punts, 3 blocked field goals and 4 blocked extra-points) ... Completed the trifecta in 1980 when he blocked a punt, a field goal and an extra point in the same season ... Garnered the club's MVP award in 1982 and was also named an All-Pro cornerback three consecutive years (1981-83) ... Earned the Mack Lee Hill Award his rookie season ... Originally entered the NFL as the Chiefs first-round pick (10th overall) in the

1977 NFL Draft ... A standout collegiate player for Baylor University (1973-77) ... Earned consensus All-America honors and was inducted into Baylor's Hall of Fame in 1989 ... Enshrined into the San Antonio Sports Hall of Fame in 1999 and the San Antonio Independent School District Hall of Fame in 2015 ... Born October 22, 1955 in San Antonio, Texas.

GREEN'S CHIEFS STATISTICS

Interceptions

G-S	No.	Yds.	Avg.	LG	TD	FR
100-99	24	330	13.8	57	1	10

Inducted 2016

Lead-blocker for some of the best offensive years in Chiefs history, the three-time Pro Bowler Richardson spent 11 seasons in Kansas City's backfield, blocking for two of the best running backs in franchise history ... He played in 163 games (95 starts) ... Rushed for 1,576 yards and hauled in 1,298 receiving yards ... Totaled 24 touchdowns during his time in Kansas City ... Helped pave the way for four individual 1,000-yard rushing seasons ... Added to a rushing offense that led the league in yards (2,222) in 1995 ... With Richardson as his lead blocker, Chiefs RB Larry Johnson ran for 1,750 yards in 2005, the second-highest single-season total in franchise history ... Additionally, Richardson blocked for RB Priest Holmes, who ended his career as the franchise's all-time leading rusher ... The 2004 Chiefs set the NFL single-season record with 398 first downs as well as leading the league in total offense for the first time in club history, averaging 418.4 yards per game ... Came to the Chiefs in 1995 after one season on the Cowboys practice squad ... He played collegiately at Auburn, where he was the second true freshman to ever start his first career game for the Tigers under Pat Dye ... Ran for 715 yards and nine touchdowns while also blocking for two-time All-SEC running back James Bostic ... Richardson grew up in Germany and did not play football until attending high school in Alabama ... Received his Bachelor of Education degree in 2000 and his MBA in 2004 from Webster University ... Chiefs Ed Block Courage Award winner in 2001 ... Team's NFL Man of the Year nominee in 2002 ... Inducted into the Missouri Sports Hall of Fame in 2013 ... Born December 17, 1971 in Frankfurt, West Germany.

**Carlos Carson, Wide Receiver, 1980-89**

88

Inducted 2017

Carson spent 10 years on Kansas City's roster (1980-89) playing under Pro Football Hall of Fame Head Coach Marv Levy (1980-82) as well as head coaches John Mackovic (1983-86), Frank Gansz (1987-88) and Chiefs Hall of Fame Coach Marty Shotteneimer (1989) ... While with the Chiefs, he saw action in 120 games (91 starts) ... He recorded 6,360 receiving yards (fifth most in team history), 352 career receptions and 33 total touchdowns ... Carson had his best season in 1983, where he started all 16 games and recorded career-highs in receiving yards (1,351), receptions (80) and touchdowns (7) ... His 1,351 receiving yards fell just shy of Philadelphia WR Mike Quick (1,409) for most receiving yards that season in the NFL ... His 352 career receptions rank sixth all-time in Chiefs history among wide receivers and eighth among all positions ... Carson was drafted by the Kansas City Chiefs in the fifth round (114th overall) of the 1980 NFL Draft after three successful seasons at Louisiana State University (1977-79) ... In his first-career start against Rice he connected with QB Steve Ensminger for the second-longest pass in school history at 82 yards ... He went on to record five receiving touchdowns that game, setting a school record that stands to this day ... He ranks tied for first in most total touchdowns in a game alongside RB Kevin Faulk (1997) and RB Leonard Fournette (2015) ... As a Tiger, he recorded 89 receptions, 1,728 receiving yards and 15 touchdowns, while earning a degree in physical education.

88

Tony Gonzalez, Tight End, 1997-08**Inducted 2018**

Over 12 seasons with the Kansas City Chiefs (1997-08), Gonzalez appeared in 190 regular season games with 174 starts, earning 10 Pro Bowl appearances and five first-team All-Pro selections from the Associated Press (1999-08) ... He finished his career with numerous NFL records for tight ends, including most career receptions (1,325), most receiving yards (15,127), most 100-yard receiving games (31) and second-most touchdown receptions (111) behind TE Antonio Gates (114) ... While first among tight ends, his 1,325 career receptions are second to only Pro Football Hall of Fame WR Jerry Rice (1,549) in NFL history ... Gonzalez recorded at least one reception in 211 consecutive games to finish his career, 61 games more than the previous NFL record by a tight end ... He became the first tight end in league history to produce 16 consecutive seasons with 50 or more receptions and ended his career with 14 70-catch seasons and 15 consecutive 60-catch campaigns to go with his 16 consecutive 50-catch seasons ... Only G Will Shields (224), K Nick Lowery (212), P Dustin Colquitt (206) and P Jerrel Wilson (203) played in more games ... During his 12 seasons with the Chiefs he set franchise records for receptions (916), receiving yards (10,940), receiving touchdowns (76) and 100-yard games (26) ... He had four 1,000-yard receiving seasons in Kansas City, becoming the first tight end in NFL history to record four such seasons ... He owns the top four spots in team history for receptions in a single season, including a franchise record 102 catches that led the league during the 2004 season ... He caught at least one pass in a club-record 131 consecutive games ... He concluded his career in Kansas City with a franchise-record 10,954 yards from scrimmage and ranks second in team annals with 76 total touchdowns behind RB Priest Holmes (83) ... Gonzalez was named the recipient of both Chiefs annual team honors, earning the Derrick Thomas Award as the Chiefs MVP in 2008 and the Mack Lee Hill Award as the club's top rookie or first-year player in 1997 ... A two-sport athlete at the University of California, Gonzalez arrived in Kansas City as the club's first-round draft choice (13th overall) in 1997. Gonzalez was traded to the Atlanta Falcons on April 23, 2009 ... Born February 27, 1976 in Huntington Beach, California.

MACK LEE HILL & DERRICK THOMAS AWARDS

Each year since 1966, Chiefs players have selected a recipient for the Mack Lee Hill Award. It is a tribute to the late Mack Lee Hill, an outstanding running back who played for the Chiefs in 1964 and 1965. He was described as a man who played as much with his heart as he did with his driving legs in the early days of the American Football League.

In memory and tribute to Hill, the award is presented annually to the Chiefs rookie or first-year player who, as the inscription on the trophy reads - "Presented by his teammates in the spirit of the late Mack Lee Hill." In selecting the recipient, the Chiefs veterans look for a first-year player who has displayed the spirit and attitude of Mack Lee Hill.



MACK LEE HILL AWARD

1966 RB Mike Garrett	1994 WR Lake Dawson
1967 K Jan Stenerud	1995 WR Tamarick Vanover
1968 RB Robert Holmes	1996 S Reggie Tongue
1969 CB Jim Marsalis	1997 TE Tony Gonzalez
1970 C Jack Rudnay	1998 T Victor Riley
1971 WR Elmo Wright	1999 LB Mike Maslowski
1972 WR Larry Marshall	2000 S Greg Wesley
1973 TE Gary Butler	2001 DT Eric Downing
1974 RB Woody Green	2002 LB Scott Fujita
1975 TE Walter White	2003 LB Kawika Mitchell
1976 S Gary Barbaro	DE Jimmy Wilkerson
1977 CB Gary Green	2004 DE Jared Allen
1978 NT Don Parrish	2005 LB Derrick Johnson
1979 P Bob Grupp	2006 DE Tamba Hali
1980 CB Eric Harris	2007 WR Dwayne Bowe
1981 S Lloyd Burruss	2008 CB Maurice Leggett
1982 C Les Studdard	2009 K Ryan Succop
1983 T David Lutz	2010 S Eric Berry
1984 CB Kevin Ross	2011 LB Justin Houston
1985 RB Jeff Smith	2012 DT Dontari Poe
1986 LB Dino Hackett	2013 CB Marcus Cooper
1987 RB Christian Okoye	2014 RB/WR D.Thomas
1988 RB James Saxon	2015 CB Marcus Peters
1989 LB Derrick Thomas	2016 WR Tyreek Hill
1990 LB Percy Snow	2017 RB Kareem Hunt
1991 LB Tracy Simien	
1992 WR Willie Davis	
1993 G Will Shields	

For the past 39 years the Chiefs have upheld a tradition of selecting the club's Most Valuable Player. Named in honor of the late Derrick Thomas, this Chiefs custom is especially meaningful for its recipients not only because of the man that it is named in honor of, but also because it is selected by a vote of their peers. Thomas was the heart and soul of the Kansas City defense from 1989-99.

One of the most popular figures in Chiefs history, Thomas was posthumously enshrined in the Pro Football Hall of Fame in 2009. A member of the Hall of Fame's NFL All-Decade Team of the 1990s, Thomas was the cornerstone around whom the Chiefs franchise was rebuilt.



DERRICK THOMAS AWARD

1979 S Gary Barbaro	1999 LB Marvcan Patton
1980 DE Art Still	2000 WR Derrick Alexander
1981 RB Joe Delaney	2001 RB Priest Holmes
1982 CB Gary Green	2002 RB Priest Holmes
1983 QB Bill Kenney	2003 QB Trent Green
1984 DE Art Still	2004 QB Trent Green
1985 S Lloyd Burruss	2005 RB Larry Johnson
1986 CB Albert Lewis	2006 RB Larry Johnson
1987 WR Carlos Carson	2007 DE Jared Allen
1988 S Deron Cherry	2008 TE Tony Gonzalez
1989 RB Christian Okoye	2009 RB Jamaal Charles
1990 QB Steve DeBerg	2010 RB Jamaal Charles
1991 LB Derrick Thomas	2011 LB Derrick Johnson
1992 DE Neil Smith	2012 RB Jamaal Charles
1993 RB Marcus Allen	2013 RB Jamaal Charles
1994 LB Derrick Thomas	2014 LB Justin Houston
1995 RB Marcus Allen	2015 S Eric Berry
1996 S Mark Collins	QB Alex Smith
1997 WR Andre Rison	2016 S Eric Berry
1998 G/T Glenn Parker	2017 QB Alex Smith

NFL MAN OF THE YEAR AWARD



Willie Lanier (1972) – Following his selection as the '72 Man of the Year, five \$4,000 college scholarships were presented in Lanier's name ... Was actively involved in a campaign to prevent drug abuse and attended the President's Drug Abuse Council in Washington, D.C. in '71 ... "Drugs are one of the worst things that could happen to a potential genius or a mind of someone who could offer a lot to society," Lanier said in '72 ... Played a prominent role with the American Cancer Society in Kansas City and was Chairman of a \$100,000 capital campaign for the Boys & Girls Clubs of Greater Kansas City ... Has awarded over \$550,000 in scholarships to Morgan State University and public school students in Richmond, Virginia dating back to '86.



Len Dawson (1973) – Selected by a vote of NFL fans as the '73 Man of the Year ... Said Dawson at the time, "If we have the opportunity, we can't turn our backs on people. We can do two things with children – help them or hinder them. I want to help." ... Was actively involved in numerous charitable endeavors, including the March of Dimes and the Missouri Driving Safety Program ... Served as the '72 Missouri Chairman for the "I Quit" anti-smoking campaign sponsored by the American Cancer Society ... Was also a longtime chairman of the Chiefs Huddle Club which sponsored various youth activities ... Every year since '77 he has awarded the "Len Dawson Scholarship" to a Kansas City area high school senior.

Derrick Thomas (1993) – Through his "Third and Long Foundation" helped promote children's literacy in Kansas City ... Started an inner-city reading program and read to children at local libraries each Saturday prior to home games ... Was designated by President George H.W. Bush as the "832nd point of light" ... Also selected as the winner of the Byron "Whizzer" White Humanitarian Award in '95 by the NFL Players Association ... Thomas' father Air Force Captain Robert Thomas was shot down on a B-52 mission in Vietnam, leading Thomas to become an avid supporter of veterans and military personnel ... He was the recipient of the Veterans of Foreign Wars Hall of Fame Award in '99.



Will Shields (2003) – Formed the "Will to Succeed Foundation" with his wife Senia in '93. To date, the foundation has benefited more than 100,000 individuals ... Primary foundation benefactors include children's agencies, centers for abused and neglected women and children ... The foundation also promotes literacy and creativity initiatives ... Was the inaugural winner of *Pro Football Weekly's* Arthur S. Arkush Humanitarian Award in '99 and was named the 2001 NFL Good Guy of the Year by *The Sporting News* ... The Shields are also members of the Mid-America Education Hall of Fame and were the first NFL couple recognized for their charitable efforts by The Citizenship Through Sports Alliance.

Brian Waters (2009) – Four-time Pro Bowler became Kansas City's fifth NFL Man of the Year honoree after forming the "Brian Waters 54 Foundation" in 2004 ... Since its inception, tens of thousands of children and families in the Greater Kansas City area as well as the state of Texas have been positively impacted ... To date, his foundation has awarded 82 college scholarships to low-income students ... His back-to-school program provides backpacks full of school supplies, as well as haircuts, uniforms, shoes, immunizations and dental care, benefitting thousands of children ... The 54 Foundation partners with more than 20 different agencies annually.



AFC-NFC PRO BOWL SELECTIONS



1970
(January 24, 1971)
Bobby Bell, LB
Buck Buchanan, DT
Ed Budde, G
Curley Culp, DT
Willie Lanier, MLB
Jim Marsalis, CB
Jerry Mays, DE
Johnny Robinson, S
Jan Stenerud, K
Jim Tyrer, T
Jerrel Wilson, P
1971
(January 23, 1972)
Bobby Bell, LB
Buck Buchanan, DT
Ed Budde, G
Curley Culp, DT
Len Dawson, QB
Willie Lanier, MLB**
Jan Stenerud, K*
Otis Taylor, WR
Emmitt Thomas, CB
Jim Tyrer, T
Jerrel Wilson, P
1972
(January 21, 1973)
Bobby Bell, LB
Ed Budde, G
Willie Lanier, MLB
Otis Taylor, WR
Emmitt Thomas, CB
Jerrel Wilson, P
1973
(January 20, 1974)
Willie Lanier, MLB
Jack Rudnay, C
1974
(January 20, 1975)
Willie Lanier, MLB
Jack Rudnay, C
Emmitt Thomas, CB
1975
(January 26, 1976)
Willie Lanier, MLB
Jack Rudnay, C
Jan Stenerud, K
Emmitt Thomas, CB
1976
(January 17, 1977)
Jack Rudnay, C
1979
(January 27, 1980)
Bob Grupp, P
1980
(February 1, 1981)
Gary Barbaro, S
J.T. Smith, KR
Art Still, DE
1981
(January 31, 1982)
Gary Barbaro, S
Joe Delaney, RB
Gary Green, CB
Nick Lowery, K
Art Still, DE
1982
(February 6, 1983)
Gary Barbaro, S
Art Still, DE
Gary Green, CB
1983
(January 29, 1984)

KEY

BOLD Denotes Starter

* Outstanding Off. Player

** Outstanding Def. Player

Carlos Carson, WR
Deron Cherry, S
Gary Green, CB
Bill Kenney, QB
1984
(January 27, 1985)
Deron Cherry, S
Art Still, DE
1985
(February 2, 1986)
Deron Cherry, S
1986
(February 1, 1987)
Lloyd Burruss, S
Deron Cherry, S
Bill Maas, DT
1987
(February 7, 1988)
Carlos Carson, WR
Deron Cherry, S
Albert Lewis, CB
Bill Maas, DT
1988
(January 29, 1989)
Deron Cherry, S
Dino Hackett, LB
Albert Lewis, CB
1989
(February 4, 1990)
Albert Lewis, CB
Christian Okoye, RB
Kevin Ross, CB
Derrick Thomas, LB
1990
(February 3, 1991)
Albert Lewis, CB
Nick Lowery, K
Kevin Ross, CB
Derrick Thomas, LB
1991
(February 2, 1992)
Christian Okoye, RB
Neil Smith, DE
Derrick Thomas, LB
1992
(February 7, 1993)
John Alt, T
Nick Lowery, K
Neil Smith, DE
Derrick Thomas, LB
1993
(February 6, 1994)
Marcus Allen, RB
John Alt, T
Joe Montana, QB
Neil Smith, DE
Derrick Thomas, LB
1994
(February 5, 1995)
Dale Carter, CB
Neil Smith, DE
Derrick Thomas, LB
1995
(February 4, 1996)
Kimble Anders, FB
Steve Bono, QB
Dale Carter, CB
Dan Saleaumua, DT
Will Shields, G
Neil Smith, DE
Derrick Thomas, LB
1996
(February 2, 1997)
Kimble Anders, FB
Dale Carter, CB
Will Shields, G

Derrick Thomas, LB
1997
(February 1, 1998)
Kimble Anders, FB
Dale Carter, CB
James Hasty, CB
Andre Rison, WR
Will Shields, G
Derrick Thomas, LB
1998
(February 7, 1999)
Will Shields, G
1999
(February 6, 2000)
Tony Gonzalez, TE
Tim Grunhard, C
James Hasty, CB
Will Shields, G
2000
(February 4, 2001)
Tony Gonzalez, TE
Elvis Grbac, QB
Will Shields, G
2001
(February 9, 2002)
Tony Gonzalez, TE
Priest Holmes, RB
Will Shields, G
2002
(February 2, 2003)
Tony Gonzalez, TE
Dante Hall, KR
Priest Holmes, RB
Willie Roaf, T
Will Shields, G
2003
(February 8, 2004)
Tony Gonzalez, TE
Trent Green, QB
Dante Hall, KR
Priest Holmes, RB
Tony Richardson, FB
Willie Roaf, T
Will Shields, G
Gary Stills, ST
Jerome Woods, S
2004
(February 13, 2005)
Kendall Gammon, LS
Tony Gonzalez, TE
Tony Richardson, FB
Willie Roaf, T
Will Shields, G
Brian Waters, G
2005
(February 12, 2006)
Tony Gonzalez, TE
Trent Green, QB
Larry Johnson, RB
Willie Roaf, T
Will Shields, G
Brian Waters, G
2006
(February 10, 2007)
Tony Gonzalez, TE
Larry Johnson, RB
Will Shields, G
Brian Waters, G
2007
(February 10, 2008)
Jared Allen, DE
Tony Gonzalez, TE
2008
(February 8, 2009)
Tony Gonzalez, TE
Brian Waters, G
2010
(January 30, 2011)
Eric Berry, S

Dwayne Bowe, WR
Matt Cassel, QB
Jamaal Charles, RB
Brian Waters, G
2011
(January 29, 2012)
Tamba Hali, LB
Derrick Johnson, LB
2012
(January 27, 2013)
Eric Berry, S
Jamaal Charles, RB
Dustin Colquitt, P
Tamba Hali, LB
Justin Houston, LB
Derrick Johnson, LB
2013
(January 26, 2014)
Branden Albert, T
Eric Berry, S
Jamaal Charles, RB
Brandon Flowers, CB
Tamba Hali, LB
Justin Houston, LB
Derrick Johnson, LB**
Dexter McCluster, KR
Dontari Poe, DT
Alex Smith, QB
2014
(January 25, 2015)
Tamba Hali, LB
Jamaal Charles, RB
Justin Houston, LB
Dontari Poe, DT
2015
(January 31, 2016)
Eric Berry, S
Tamba Hali, LB
Justin Houston, LB
Derrick Johnson, LB
Travis Kelce, TE
Marcus Peters, CB
2016
(January 29, 2017)
Marcus Peters, CB
Eric Berry, S
Tyreek Hill, WR
Travis Kelce, TE*
D.J. Alexander, LB
Alex Smith, QB
Dustin Colquitt, P
2017
(January 28, 2018)
Alex Smith, QB
Travis Kelce, TE
Kareem Hunt, RB
Tyreek Hill, PR/WR



ALL-TIME HONORS



Walter Payton NFL Man of the Year

1972	Willie Lanier	1973	Len Dawson
1993	Derrick Thomas	2003	Will Shields
2009	Brian Waters		

Executive of the Year

2010	Scott Pioli (PFW/PFWA)
2013	John Dorsey (PFW/PFWA)

Coach of the Year

1968	AFL	Hank Stram (UPI, PFW)
1997	NFL	Marty Schottenheimer (USA)
2016	NFL	Andy Reid (Sporting News)

NFL Alumni Order of the Leather Helmet

1981	Lamar Hunt
2004	Dick Vermeil

Maxwell Club Earl "Greasy" Neale Award

2003	NFL	Dick Vermeil
------	-----	--------------

AFL Player of the Year

1960	Abner Haynes (UPI, TSN)
1962	Len Dawson (TSN)

AFL Comeback Player of the Year

1964	Abner Haynes (AP)
------	-------------------

Offensive Player of the Year

1971	NFL	Otis Taylor (PFW)
2002	NFL	Priest Holmes (AP, SI)

Rookie of the Year

1962	AFL	Curtis McClinton (UPI, TSN)
1981	AFC	Joe Delaney (UPI)
1992	NFL	Dale Carter (FW)
	AFC	Dale Carter (UPI)

Defensive Rookie of the Year

1969	AFL	Jim Marsalis (PFW)
1984	NFL	Bill Maas (AP)
1989	NFL	Derrick Thomas (AP, PFW)
1992	NFL	Dale Carter (AP, PFW)
2015	NFL	Marcus Peters (AP, PFW)

The Sporting News Sportsman of the Year

2003	Dick Vermeil
------	--------------

NFL 75th Anniversary Team

LB	Willie Lanier	K	Jan Stenerud
----	---------------	---	--------------

Super Bowl Silver Anniversary Team

K	Jan Stenerud
---	--------------

PFW Golden Toe Award

1979	Bob Grupp
1990	Nick Lowery
1997	Pete Stoyanovich

101 AFC Offensive Player of the Year

1989	Christian Okoye
------	-----------------

101 AFL/AFC Coach of the Year

1969	AFL	Hank Stram
1995	AFC	Marty Schottenheimer
1997	AFC	Marty Schottenheimer
2010	AFC	Todd Haley
2013	AFC	Andy Reid
2015	AFC	Andy Reid

101 AFL/AFC Defensive Player of the Year

1969	Bobby Bell	1971	Willie Lanier
1986	Deron Cherry	1991	Derrick Thomas

PFW Humanitarian of the Year

1999	Will Shields
2003	Tony Richardson

Comeback Player of the Year

1990	Barry Word (PFW)
1993	Marcus Allen (PFW)
2015	Eric Berry (PFW, AP)

Phil Simms All-Iron Team

(1999-04)

2000	TE	Tony Gonzalez
2001	RB	Priest Holmes
2002	DE	Eric Hicks
	RB	Priest Holmes
2003	WR	Dante Hall

All-Madden Team

(1984-01)

1992	CB	Kevin Ross
	DE	Neil Smith
1993	QB	Joe Montana
	LB	Derrick Thomas
1994	QB	Joe Montana
	LB	Derrick Thomas
1995	DT	Dan Saleaumua
1997	WR	Andre Rison
	G	Dave Szott
	LB	Derrick Thomas
1998	C	Tim Grunhard
	CB	James Hasty

**PRO FOOTBALL HALL OF FAME
ALL-DECADE TEAMS**

1960s

TE	Fred Arbanas
LB	Bobby Bell
DT	Buck Buchanan
G	Ed Budde
RB	Clem Daniels
QB	Len Dawson
CB	Dave Grayson
RB	Abner Haynes
RB	Paul Lowe
DE	Jerry Mays
S	Johnny Robinson
T	Jim Tyrer
P	Jerrell Wilson

1970s

LB	Bobby Bell
P	Jerrel Wilson

1980s

S	Deron Cherry
C	Mike Webster

1990s

DE	Neil Smith
LB	Derrick Thomas

2000s

TE	Tony Gonzalez
KR	Dante Hall
CB	Ty Law
T	Willie Roaf
G	Will Shields

All-Rookie Teams

1974	T	Charlie Getty (FW)
1977	CB	Gary Green (FW)
1984	CB	Kevin Ross (FW)
1986	OLB	Tim Cofield (FW)
	ILB	Dino Hackett (UPI)
	T	Brian Jozwiak (FW, UPI)
1987	RB	Christian Okoye (FW)
1989	LB	Derrick Thomas (FW, UPI)
1990	P	Bryan Barker (UPI)
	C	Tim Grunhard (FW, UPI)
	ILB	Percy Snow (FW, UPI)
	G	Dave Szott (FW, UPI)
1992	CB/PR	Dale Carter (FW)
1993	G	Will Shields (FW)
1995	PR/KR	Tamarick Vanover (FW)
1997	TE	Tony Gonzalez (PFW, FW)
2000	CB	Pat Dennis (PFW)
	WR	Sylvester Morris (PFW, FN)
	S	Greg Wesley (PFW, FN, FD)
2002	LB	Scott Fujita (PFW)
2004	DE	Jared Allen (PFW)
2006	DE	Tamba Hali (PFW)
	S/ST	Bernard Pollard (PFW)
2007	WR	Dwayne Bowe (PFW)
2008	CB	Brandon Flowers (PFW)
2009	DE	Tyson Jackson (PFW)
	K	Ryan Succop (PFW)
2010	S	Eric Berry (PFW/PFWA/ Sporting News)
2015	C	Mitch Morse (PFWA)
	CB	Marcus Peters (PFWA)
2016	DL	Chris Jones (PFWA)
	WR	Tyreek Hill (PFWA)
2017	RB	Kareem Hunt (PFWA)
	K	Harrison Butker (PFWA)

**AFC PLAYER OF THE MONTH HONOREES
(1990-17)
OFFENSE**

Year	Player	Month
1990	QB Steve DeBerg	September
1991	RB Christian Okoye	October
	RB Barry Word	December
2002	RB Priest Holmes	October
2004	RB Priest Holmes	October
2005	RB Larry Johnson	November
	RB Larry Johnson	December/ January
2010	QB Matt Cassel	November
2017	RB Kareem Hunt	September

DEFENSE

Year	Player	Month
1990	LB Derrick Thomas	November
1991	DE Neil Smith	September
1995	CB James Hasty	September
	DE Neil Smith	October
1997	S Jerome Woods	November
	LB Derrick Thomas	December
2007	DE Jared Allen	October
2013	LB Justin Houston	September

SPECIAL TEAMS

Year	Player	Month
1997	K Pete Stoyanovich	December
1995	WR Tamarick Vanover	October
	WR Tamarick Vanover	December
2003	WR Dante Hall	September
2013	WR Dexter McCluster	December
2016	K Cairo Santos	November
	WR Tyreek Hill	December
2017	K Harrison Butker	October, December

OFFENSIVE ROOKIE OF THE MONTH

Year	Player	Month
2017	RB Kareem Hunt	September, December

DEFENSIVE ROOKIE OF THE MONTH

Year	Player	Month
2010	S Eric Berry	December/January
2015	CB Marcus Peters	December

**Players By Times Honored
(Player of the Month Awards)**

2	Priest Holmes	James Hasty
	Larry Johnson	Justin Houston
	Neil Smith	Dexter McCluster
	Derrick Thomas	Christian Okoye
	Tamarick Vanover	Pete Stoyanovich
	Kareem Hunt	Jerome Woods
1	Jared Allen	Barry Word
	Matt Cassel	Cairo Santos
	Steve DeBerg	Tyreek Hill
	Dante Hall	

**AFC PLAYER OF THE WEEK HONOREES
(1984-17)
OFFENSE**

Year	Player	Week #
1984	WR Henry Marshall	15
1985	WR Stephone Paige	16
1988	QB Steve DeBerg	3
1989	RB Christian Okoye	5
1991	QB Steve DeBerg	9

	WR	J.J. Birden	17
1992	QB	Dave Krieg	6
1993	QB	Joe Montana	1
	QB	Joe Montana	7
	QB	Joe Montana	13
	QB	Joe Montana	Div. Playoffs
1994	QB	Joe Montana	2
	QB	Joe Montana	7
	RB	Marcus Allen	17
1995	QB	Steve Bono	1
1996	RB	Marcus Allen	3
1997	QB	Elvis Grbac	2
2000	QB	Elvis Grbac	3
2001	RB	Priest Holmes	3
	RB	Priest Holmes	13
2002	QB	Trent Green	4
	RB	Priest Holmes	5
2003	QB	Trent Green	6
2004	RB	Priest Holmes	4
	G	Brian Waters	7
	RB	Derrick Blaylock	10
2005	RB	Larry Johnson	11
	RB	Larry Johnson	16
	RB	Larry Johnson	17
2006	QB	Damon Huard	5
	RB	Larry Johnson	8
2010	WR	Dwayne Bowe	16
2012	RB	Jamaal Charles	3
	QB	Brady Quinn	13
2013	RB	Jamaal Charles	15
2014	RB	Jamaal Charles	4
2016	WR	Tyreek Hill	12
2017	QB	Alex Smith	1

DEFENSE

Year	Player	Week #
1984	DE Mike Bell	2
1985	LB Gary Spani	2
	S Deron Cherry	4
1986	DE Art Still	3
	SS Lloyd Burruss	7
	DE Art Still	14
	FS Deron Cherry	15
1988	CB Albert Lewis	11
1989	LB Derrick Thomas	2
	DE Leonard Griffin	12
1990	CB Kevin Ross	3
	DE Bill Maas	6
	CB Albert Lewis	9
	LB Derrick Thomas	10
1991	CB Albert Lewis	1
	LB Derrick Thomas	6
	LB Derrick Thomas	11
	LB Tracy Simien	14
	S Deron Cherry	Wild Card Playoffs
1992	LB Derrick Thomas	10
1993	DE Neil Smith	5
	DT Dan Saleaumua	10
1994	LB Derrick Thomas	2
	DE Neil Smith	16
1995	S Brian Washington	14
1996	LB Derrick Thomas	2
	S Mark Collins	2
1997	S Jerome Woods	5
	LB Anthony Davis	10
1998	LB Derrick Thomas	1
1999	CB James Hasty	7
	CB Cris Dishman	12
	LB Donnie Edwards	15
2002	LB Mike Maslowski	8

2005	DE	Jared Allen	6
2008	LB	Derrick Johnson	4
2009	S	Mike Brown	10
	LB	Derrick Johnson	17
2010	LB	Tamba Hali	3
	LB	Derrick Johnson	15
2011	CB	Brandon Flowers	7
	LB	Derrick Johnson	8
2013	LB	Justin Houston	1
	LB	Justin Houston	3
	LB	Tamba Hali	6
	LB	Tamba Hali	14
2015	S	Tyvon Branch	13
	CB	Marcus Peters	15
2016	CB	Marcus Peters	3
	S	Eric Berry	10
	S	Eric Berry	13
2017	DE	Chris Jones	2
	CB	Marcus Peters	15

SPECIAL TEAMS

Year	Player	Week #
1995	WR Tamarick Vanover	1
	WR Tamarick Vanover	8
	WR Tamarick Vanover	17
	P Louie Aguiar	5
1997	WR Tamarick Vanover	3
	WR Tamarick Vanover	12
	K Pete Stoyanovich	16
	WR Tamarick Vanover	17
1998	K Pete Stoyanovich	3
2002	WR Dante Hall	14
	K Michael Husted	16
2003	WR Dante Hall	2
	WR Dante Hall	3
	WR Dante Hall	4
	WR Dante Hall	5
2004	WR Dante Hall	15
	WR Dante Hall	16
2005	K Lawrence Tynes	7
2006	K Lawrence Tynes	5
	S Bernard Pollard	17
2007	K Dave Rayner	4
2008	CB Maurice Leggett	13
2009	RB Jamaal Charles	11
2010	WR Dexter McCluster	1
2011	K Ryan Succop	4
	K Ryan Succop	15
2013	PR Dexter McCluster	4
	K Ryan Succop	8
2014	FB Anthony Sherman	10
	RB/WR De'Anthony Thomas	15
2015	P Dustin Colquitt	11
	LB D.J. Alexander	17
2016	WR Tyreek Hill	14
	WR Tyreek Hill	17
2017	K Harrison Butker	8
	K Harrison Butker	16

PEPSI/DIET PEPSI ROOKIE OF THE WEEK (2004-17)

Year	Player	Week #
2007	WR Dwayne Bowe	3
	WR Dwayne Bowe	4
2010	WR Dexter McCluster	1
	TE Tony Moeaki	3
2017	RB Kareem Hunt	1

**Players By Times Honored
(Player of the Week Awards)**

11	Derrick Thomas	Lloyd Burruss
7	Dante Hall	Mark Collins
6	Joe Montana	Dustin Colquitt
	Tamarick Vanover	Anthony Davis
4	Jamaal Charles	Cris Dishman
	Priest Holmes	Donnie Edwards
	Derrick Johnson	Brandon Flowers
	Larry Johnson	James Hasty
3	Deron Cherry	Damon Huard
	Tamba Hali	Michael Husted
	Tyreek Hill	Chris Jones
	Albert Lewis	Dave Krieg
	Ryan Succop	Maurice Leggett
2	Marcus Allen	Bill Maas
	Eric Berry	Henry Marshall
	Harrison Butker	Mike Maslowski
	Steve DeBerg	Christian Okoye
	Elvis Grbac	Stephone Paige
	Trent Green	Marcus Peters
	Justin Houston	Bernard Pollard
	Dexter McCluster	Brady Quinn
	Marcus Peters	Dave Rayner
	Neil Smith	Kevin Ross
	Art Still	Dan Saleaumua
	Pete Stoyanovich	Anthony Sherman
	Lawrence Tynes	Tracy Simien
1	Louie Aguiar	Alex Smith
	Jared Allen	Gary Spani
	D.J. Alexander	De'Anthony Thomas
	Mike Bell	Brian Waters
	J.J. Birden	Brian Washington
	Derrick Blaylock	Jerome Woods
	Steve Bono	
	Dwayne Bowe	
	Tyvon Branch	
	Mike Brown	

FEDEX NFL PLAYER OF THE WEEK

Year	Player	Week #
2009	Jamaal Charles (Ground)	17
2010	Jamaal Charles (Ground)	8
	Matt Cassel (Air)	12
2012	Jamaal Charles (Ground)	3
	Jamaal Charles (Ground)	16
2013	Jamaal Charles (Ground)	5
2017	Kareem Hunt (Ground)	1
	Alex Smith (Air)	1
	Kareem Hunt (Ground)	3
	Alex Smith (Air)	13

**FEDEX NFL PLAYER OF THE YEAR
(2004-17)**

Year	Player	Ground/Air
2010	Jamaal Charles	Ground

USA TODAY ALL-JOE TEAM

The USA Today All-Joe Team takes its name from former Chiefs DT Joe Phillips who played 14 seasons for Kansas City, San Diego, St. Louis and Minnesota before retiring following the 1999 season. According to USA Today's Larry Weisman, the All-Joe Team is represented by "hard-working, overlooked, underappreciated players who do the dirty work simply because that's their lot in life."

1992	C	Tim Grunhard		S	Greg Wesley
	DT	Joe Phillips		C	Casey Wiegmann
1994	TE	Derrick Walker	2004	DE	Jared Allen
1995	G	Will Shields		LS	Kendall Gammon
1996	G	Dave Szott		C	Casey Wiegmann
1997	C	Tim Grunhard	2005	C	Casey Wiegmann
	WR	Danan Hughes	2006	DE	Jared Allen
	G	Dave Szott		QB	Damon Huard
	Off. Coor.	Paul Hackett		C	Casey Wiegmann
2000	DE	Eric Hicks	2007	C	Casey Wiegmann
	LB	Mike Maslowski	2008	WR	Dwayne Bowe
2001	FB	Tony Richardson		CB	Brandon Carr
	P	Dan Stryzinski	2009	LB	Tamba Hali
2002	K	Morten Andersen	2010	LB	Derrick Johnson
	LB	Marvcur Patton		G	Ryan Lilja
	C	Casey Wiegmann	2011	CB	Brandon Flowers
2003	ST	Gary Stills	2012	T	Eric Winston



ED BLOCK COURAGE AWARD

Dating back to 1983, the Ed Block Courage Award has annually honored one player from every NFL team who exemplifies commitment to the principles of sportsmanship and courage. Named in honor of longtime Colts athletic trainer Ed Block, recipients of the award are selected by a vote of their teammates.

1984	G/T	Dave Lutz	1996	G	Dave Szott	2008	QB	Damon Huard
1985	CB	Kevin Ross	1997	WR	Lake Dawson	2009	QB	Brodie Croyle
1986	S	Mark Robinson	1998	G/T	Glenn Parker	2010	P	Dustin Colquitt
1987	LB	Dino Hackett	1999	C	Tim Grunhard	2011	S	Jon McGraw
1988	S	Lloyd Burruss	2000	DE	Eric Hicks	2012	RB	Jamaal Charles
1989	RB	Christian Okoye	2001	FB	Tony Richardson	2013	C	Rodney Hudson
1990	S	Deron Cherry	2002	DT	John Browning	2014	TE	Travis Kelce
1991	CB	Jayice Pearson	2003	S	Jerome Woods	2015	S	Eric Berry
1992	T	Rich Baldinger	2004	RB	Priest Holmes	2016	LB	Justin Houston
1993	CB	Albert Lewis	2005	G	Will Shields	2017	LB	Derrick Johnson
1994	DE	Neil Smith	2006	CB	Benny Sapp			
1995	T	John Alt	2007	WR	Eddie Kennison			

ALL-LEAGUE, ALL-CONFERENCE HONORS



			ALL-AFL				
YEAR	PLAYER	POS.	AP	UPI	TSN		
1960 –	John Bookman	DB	--	1st	--		
	Mel Branch	DE	1st	1st	1st		
	Abner Haynes	RB	1st	1st	1st		
	Jerry Cornelison	T	--	2nd	--		
	Sherrill Headrick	MLB	1st	2nd	1st		
	Bill Krisher	G	1st	2nd	1st		
	Paul Miller	DE	1st	--	2nd		
	David Webster	DB	--	--	2nd		
1961 –	Abner Haynes	RB	1st	1st	1st		
	Jerry Cornelison	T	--	2nd	1st		
	Sherrill Headrick	MLB	1st	1st	1st		
	E.J. Holub	OLB	--	2nd	2nd		
	Bill Krisher	G	--	2nd	--		
	David Webster	DB	1st	--	1st		
	1962 –	Fred Arbanas	TE	2nd	2nd	--	
Mel Branch		DE	2nd	2nd	1st		
Chris Burford		E	1st	1st	1st		
Len Dawson		QB	1st	1st	1st		
Abner Haynes		RB	1st	1st	1st		
Sherrill Headrick		MLB	1st	1st	1st		
E.J. Holub		OLB	1st	1st	1st		
Bobby Hunt		DB	1st	1st	--		
Jerry Mays		DT	2nd	2nd	1st		
Curtis McClinton		RB	--	2nd	--		
Jim Tyrer		T	--	--	1st		
			AP	UPI	TSN	NEA	
1963 –		Fred Arbanas	TE	1st	1st	1st	--
	Mel Branch	DE	2nd	2nd	--	--	
	Dave Grayson	DB	--	--	1st	--	
	Jerry Mays	DT	2nd	2nd	--	--	
	Johnny Robinson	S	--	2nd	--	--	
	Jim Tyrer	T	2nd	2nd	1st	1st	
1964 –	Fred Arbanas	TE	1st	1st	1st	1st	
	Bobby Bell	OLB	2nd	1st	--	2nd	
	Buck Buchanan	DT	2nd	2nd	--	2nd	
	Len Dawson	QB	2nd	2nd	--	2nd	
	Dave Grayson	DB	1st	2nd	1st	2nd	
	Abner Haynes	RB	2nd	--	--	--	
	Sherrill Headrick	MLB	2nd	--	--	--	
	E.J. Holub	OLB	--	--	--	2nd	
	Bobby Hunt	DB	2nd	--	--	--	
	Jerry Mays	DT	2nd	--	1st	2nd	
	Jim Tyrer	T	2nd	2nd	1st	2nd	
	1965 –	Fred Arbanas	TE	2nd	--	--	2nd
		Bobby Bell	OLB	1st	1st	1st	1st
Buck Buchanan		DT	2nd	2nd	--	2nd	
Len Dawson		NEA	--	--	--	2nd	
Mack Lee Hill		RB	--	2nd	--	--	
E.J. Holub		OLB	--	2nd	--	--	
Jerry Mays		DE	1st	2nd	1st	1st	
Curtis McClinton		RB	2nd	--	--	--	
Johnny Robinson		S	1st	2nd	1st	2nd	
Jim Tyrer		T	1st	1st	1st	1st	
Fred Williamson		CB	--	1st	--	--	
			AP	UPI	TSN	NEA	
1966 –		Fred Arbanas	TE	1st	1st	1st	1st
	Bobby Bell	OLB	1st	1st	1st	1st	
	Buck Buchanan	DT	1st	1st	1st	2nd	
	Ed Budde	G	1st	--	2nd	2nd	
	Len Dawson	QB	1st	1st	1st	1st	
	Sherrill Headrick	MLB	2nd	--	--	2nd	
	E.J. Holub	OLB	2nd	2nd	1st	--	
	Bobby Hunt	DB	2nd	--	2nd	2nd	
	Jerry Mays	DE	1st	1st	1st	1st	
	Johnny Robinson	S	1st	1st	1st	1st	
	Otis Taylor	WR	1st	1st	2nd	1st	
	Jim Tyrer	T	1st	1st	1st	1st	
	Jerrel Wilson	P	--	--	2nd	--	

YEAR	PLAYER	POS.	ALL-PRO			ALL-AFL				
			AP	UPI	TSN	NEA				
1967 –	Fred Arbanas	TE	2nd	2nd	--	1st				
	Bobby Bell	OLB	1st	1st	1st	2nd				
	Buck Buchanan	DT	1st	1st	1st	1st				
	Ed Budde	G	2nd	--	--	2nd				
	Mike Garrett	RB	1st	1st	1st	1st				
	Jerry Mays	DE	2nd	--	1st	--				
	Johnny Robinson	S	1st	1st	2nd	1st				
	Jan Stenerud	K	--	--	2nd	--				
	Otis Taylor	WR	--	--	2nd	--				
	Jim Tyrer	T	1st	2nd	1st	2nd				
1968 –	Bobby Bell	OLB	--	--	1st	1st	1st	--	1st	
	Buck Buchanan	DT	2nd	--	1st	1st	2nd	--	1st	
	Ed Budde	G	--	--	2nd	2nd	2nd	--	2nd	
	Len Dawson	QB	--	--	2nd	2nd	--	--	--	
	Robert Holmes	RB	--	--	2nd	2nd	2nd	--	2nd	
	Willie Lanier	MLB	--	--	1st	--	2nd	--	1st	
	Jim Lynch	OLB	--	--	2nd	2nd	--	--	2nd	
	Jerry Mays	DE	--	--	2nd	2nd	1st	--	2nd	
	Johnny Robinson	S	--	1st	1st	1st	1st	1st	1st	
	Jan Stenerud	K	2nd	--	--	--	1st	--	--	
	Jim Tyrer	T	--	--	1st	1st	2nd	1st	1st	
	Jerrel Wilson	P	2nd	--	--	--	1st	1st	--	
	1969 –	Bobby Bell	OLB	1st	1st	1st	1st	1st	1st	1st
		Buck Buchanan	DT	--	1st	1st	1st	1st	1st	2nd
Ed Budde		G	2nd	--	1st	2nd	1st	1st	1st	
Aaron Brown		DE	--	--	--	--	2nd	--	--	
Dave Hill		G	--	--	--	--	2nd	--	--	
E.J. Holub		C	--	--	2nd	--	--	--	--	
Willie Lanier		MLB	--	--	--	2nd	2nd	1st	2nd	
Jim Lynch		LB	--	--	2nd	2nd	--	--	2nd	
Jerry Mays		DE	--	--	2nd	--	2nd	--	--	
Mo Moorman		G	--	--	2nd	--	2nd	--	--	
Johnny Robinson		S	--	--	1st	1st	1st	1st	1st	
Jan Stenerud		K	2nd	--	--	--	1st	--	--	
Emmitt Thomas		CB	--	--	--	--	2nd	--	--	
Jim Tyrer		T	1st	1st	1st	1st	1st	1st	1st	
1970 –		Bobby Bell	OLB	1st	1st	1st	1st	1st	1st	1st
		Aaron Brown	DE	--	--	--	1st	--	--	--
	Buck Buchanan	DT	--	--	--	1st	2nd	--	--	
	Ed Budde	G	--	--	--	--	1st	1st	--	
	Jim Tyrer	T	1st	1st	1st	1st	1st	1st	1st	
	Willie Lanier	MLB	--	2nd	--	2nd	1st	1st	1st	
	Jim Marsalis	CB	1st	2nd	1st	--	1st	1st	1st	
	Jerry Mays	DT	--	--	--	--	2nd	--	--	
	Ed Podolak	RB	--	--	--	--	2nd	--	--	
	Johnny Robinson	S	1st	1st	1st	1st	1st	1st	1st	
	Jan Stenerud	K	1st	1st	--	--	1st	--	--	
	Emmitt Thomas	CB	--	--	--	--	2nd	--	--	
	Bobby Bell	OLB	--	2nd	1st	2nd	1st	1st	1st	
	Aaron Brown	DE	--	--	--	--	1st	2nd	--	
	Buck Buchanan	DT	--	--	--	2nd	--	2nd	--	
	1971 –	Ed Budde	G	--	--	--	--	2nd	--	--
Curley Culp		DT	--	2nd	--	--	--	--	--	
Len Dawson		QB	--	--	--	--	2nd	--	--	
Willie Lanier		LB	1st	1st	1st	1st	1st	1st	1st	
Jim Marsalis		CB	--	--	--	--	1st	1st	--	
Johnny Robinson		S	--	--	--	--	--	1st	--	
Jan Stenerud		K	--	1st	--	--	--	--	--	
Otis Taylor		WR	1st	1st	1st	1st	1st	1st	1st	
Emmitt Thomas		CB	--	2nd	--	--	1st	2nd	--	
Jim Tyrer		T	--	2nd	1st	2nd	1st	1st	1st	
Jerrel Wilson		P	--	1st	--	--	--	--	1st	

YEAR	PLAYER	POS.	ALL-PRO					ALL-AFC			
			AP	FW	PFW	NEA		AP	UPI	TSN	PFW
1972 –	Bobby Bell	LB	--	--	--	--		--	--	1st	--
	Willie Lanier	LB	--	--	1st	2nd		--	1st	1st	1st
	Otis Taylor	WR	--	1st	--	--		--	1st	--	--
	Emmitt Thomas	CB	--	--	--	--		--	2nd	--	--
	Jerrel Wilson	P	--	1st	--	2nd		--	--	1st	1st
1973 –	Willie Lanier	MLB	1st	2nd	--	1st		1st	1st	1st	1st
	Jack Rudnay	C	--	--	--	2nd		1st	2nd	--	--
	Jerrel Wilson	P	--	2nd	--	2nd		--	--	--	--
1974 –	Willie Lanier	MLB	2nd	2nd	--	1st		1st	1st	1st	1st
	Jack Rudnay	C	--	--	--	2nd		1st	2nd	--	--
	Emmitt Thomas	CB	1st	1st	--	2nd		1st	1st	1st	1st
	Jan Stenerud	K	--	--	--	1st		--	--	--	--
	Jerrel Wilson	P	--	--	--	2nd		--	2nd	--	--
1975 –	Willie Lanier	MLB	--	2nd	--	1st		--	2nd	--	--
	Jack Rudnay	C	--	--	--	2nd		--	--	--	--
	Jan Stenerud	K	2nd	2nd	--	2nd		1st	1st	1st	1st
	Emmitt Thomas	CB	2nd	--	--	1st		--	1st	--	1st
	Jerrel Wilson	P	--	--	--	2nd		--	--	--	--
1976 –	Jan Stenerud	K	--	--	--	2nd		1st	--	--	--
1977 –	None										
			AP	FW	PFW	NEA	SI		UPI	TSN	PFW
1978 –	None										
1979 –	Bob Grupp	P	--	1st	1st	1st	1st		1st	1st	1st
	Jack Rudnay	C	--	--	--	2nd	--		--	--	--
	Art Still	DE	--	--	--	--	--		2nd	--	--
1980 –	Gary Barbaro	S	2nd	--	2nd	--	--	--		1st	1st
	J.T. Smith	PR	1st	--	--	1st	1st	--		--	1st
	Art Still	DE	2nd	1st	1st	1st	1st	1st		1st	1st
			AP	FW	NEA	TSN	PFW	SI		UPI	PFW
1981 –	Gary Barbaro	S	--	1st	1st	--	--	--		2nd	1st
	Joe Delaney	RB	--	--	--	--	--	--		1st	1st
	Gary Green	CB	--	--	2nd	--	--	--		1st	1st
	Eric Harris	CB	--	--	--	--	--	--		2nd	--
	Nick Lowery	K	2nd	--	1st	--	--	--		1st	1st
	J.T. Smith	PR	--	--	--	--	--	--		--	1st
1982 –	Gary Barbaro	S	--	--	1st	--	--	--		1st	*
	Gary Green	CB	--	--	--	--	--	--		2nd	*
	Art Still	DE	--	--	--	--	--	--		2nd	*
	Nick Lowery	K	--	--	--	--	--	--		2nd	*
1983 –	Carlos Carson	WR	--	--	--	--	--	--		1st	--
	Deron Cherry	S	2nd	--	--	--	--	1st		1st	1st
	Gary Green	CB	--	1st	1st	--	--	--		1st	--
1984 -	Jim Arnold	P	2nd	--	--	--	--	--		--	--
	Deron Cherry	S	1st	--	2nd	--	--	--		1st	--
			ALL-PRO						ALL-AFC		
			AP	FW	NEA	TSN	PFW	SI		UPI	PFW
	Gary Green	CB	--	--	2nd	--	--	--		--	--
	Art Still	DE	2nd	--	--	--	--	--		2nd	--
	Deron Cherry	S	2nd	--	2nd	--	**	--		1st	**
1985 –	Nick Lowery	K	1st	--	1st	--	**	--		2nd	**
	Lloyd Burruss	S	--	--	--	--	--	--		1st	--
1986 –	Deron Cherry	S	1st	--	2nd	1st	--	1st		1st	1st
	Albert Lewis	CB	--	--	2nd	--	--	--		2nd	--
	Nick Lowery	K	--	--	--	--	--	--		2nd	--
	Bill Maas	DT	2nd	--	--	--	1st	--		--	1st
	Art Still	DE	--	--	--	--	--	--		1st	--
	Carlos Carson	WR	--	--	--	--	--	--		2nd	--
1987 –	Deron Cherry	S	--	--	--	--	--	--		2nd	--
	Albert Lewis	CB	--	--	--	--	--	1st		2nd	--
	Bill Maas	DT	--	--	2nd	--	1st	--		1st	1st
	Paul Palmer	KR	--	--	--	--	--	--		--	1st
				AP	FW	NEA	TSN	PFW	SI	USA	UPI
1988 –	Lloyd Burruss	S	--	--	--	--	--	--	--	2nd	--
	Deron Cherry	S	1st	1st	2nd	1st	1st	--	--	1st	1st
	Dino Hackett	ILB	--	--	--	--	--	--	--	2nd	--
	Albert Lewis	CB	--	--	--	--	--	--	--	1st	1st
	Nick Lowery	K	--	--	1st	--	--	1st	--	2nd	--

YEAR	PLAYER	POS.	ALL-PRO							ALL-AFC	
			AP	FW	NEA	TSN	PFW	SI	USA	UPI	PFW
1989 –	Deron Cherry	S	--	--	--	--	--	--	--	2nd	--
	Albert Lewis	CB	1st	1st	1st	1st	1st	1st	--	1st	1st
	Christian Okoye	RB	1st	1st	1st	1st	1st	--	--	1st	1st
	Dan Saleaumua	DT	--	--	--	--	--	1st	--	--	--
	Derrick Thomas	OLB	--	--	--	--	--	1st	--	1st	1st
	Kevin Ross	S	--	--	--	--	--	--	2nd	--	--
1990 –	John Alt	T	2nd	--	--	1st	--	1st	--	1st	--
	Albert Lewis	CB	1st	1st	1st	1st	--	1st	1st	1st	1st
	Nick Lowery	K	1st	1st	1st	1st	1st	--	--	1st	1st
	Kevin Ross	S	2nd	--	--	--	--	--	--	2nd	--
	Dan Saleaumua	DT	--	--	2nd	--	1st	1st	--	--	1st
	Derrick Thomas	OLB	1st	1st	1st	1st	1st	--	1st	1st	1st
1991 –	John Alt	T	--	--	--	--	--	1st	--	1st	--
	Derrick Thomas	LB	1st	--	2nd	1st	1st	--	--	1st	1st
	Christian Okoye	RB	--	--	2nd	--	--	--	--	--	1st
1992 –	Derrick Thomas	LB	--	--	1st	1st	--	--	--	1st	1st
	Neil Smith	DE	--	--	2nd	--	--	--	--	--	--
	Nick Lowery	K	--	--	--	--	--	1st	1st	--	--
1993 –	Marcus Allen	RB	--	--	--	--	--	--	--	1st	1st
	Neil Smith	DE	1st	1st	1st	--	1st	--	--	1st	1st
	Derrick Thomas	LB	2nd	--	--	--	--	--	--	1st	--
			AP	FW	TSN	PFW	SI	USA			
1994 –	Dale Carter	CB	--	--	--	--	--	--	--	2nd	--
	Neil Smith	DE	--	--	--	--	--	--	--	2nd	--
	Derrick Thomas	LB	2nd	--	--	--	--	--	--	1st	--
1995 –	Louie Aguiar	P	2nd	--	--	--	--	--	--	2nd	--
	Dale Carter	CB	2nd	--	--	--	--	1st	--	1st	1st
	Dan Saleaumua	DT	--	--	--	--	1st	--	--	--	1st
	Will Shields	G	--	--	--	--	--	1st	--	--	--
	Neil Smith	DE	2nd	--	--	--	--	--	--	1st	1st
	Dave Szott	G	--	--	--	--	--	--	--	2nd	--
	Derrick Thomas	LB	--	--	--	--	--	--	--	2nd	--
	Tamarick Vanover	KR	--	--	--	--	--	1st	--	--	--
			POS.	AP	PFW	TSN	SI	USA			
1996 –	Dale Carter	CB	2nd	--	1st	--	--	--	--	1st	1st
	Mark Collins	CB	--	--	--	--	--	--	--	2nd	--
	Will Shields	G	--	--	--	--	--	--	--	2nd	1st
	Derrick Thomas	LB	2nd	--	--	--	1st	--	--	1st	1st
	Tamarick Vanover	KR	--	--	--	--	--	--	--	--	1st
			AP	PFW	TSN	SI	USA				
1997 –	Dale Carter	CB	--	--	--	--	--	--	--	PFW	
	James Hasty	CB	--	--	--	--	--	--	--	1st	
	Pete Stoyanovich	K	--	1st	--	1st	1st	--	--	--	
	Dave Szott	G	1st	1st	--	--	--	--	--	1st	
	Tamarick Vanover	KR	--	--	--	--	1st	--	--	1st	
1998 –	None										
1999 –	Tony Gonzalez	TE	1st	1st	1st	1st	1st	--	--	1st	
	James Hasty	CB	--	--	--	--	1st	--	--	--	
	Tony Richardson	FB	--	--	--	1st	--	--	--	--	
	Will Shields	G	--	--	1st	--	--	--	--	--	
			AP	PFW	TSN	SI	USA	FD	CPFW	FN	PFW
2000 –	Tony Gonzalez	TE	1st	1st	1st	1st	1st	1st	1st	1st	1st
	Eric Hicks	DE	--	--	--	--	--	2nd	--	--	--
	Mike Maslowski	ST	--	--	--	1st	--	--	--	--	--
	Tony Richardson	FB	--	--	--	1st	--	--	--	--	--
			AP	PFW	TSN	SI	FD	CPFW			
2001 –	Tony Gonzalez	TE	1st	1st	1st	1st	1st	--	--	1st	1st
	Priest Holmes	RB	1st	--	--	--	2nd	1st	--	1st	1st
	Will Shields	G	--	--	--	--	--	2nd	--	1st	1st
			AP	PFW	TSN	SI	FD	CPFW			
2002 –	Tony Gonzalez	TE	2nd	1st	1st	--	2nd	--	--	1st	
	Dante Hall	KR	2nd	--	--	--	2nd	1st	--	--	
	Priest Holmes	RB	1st	1st	1st	1st	1st	1st	--	1st	
	Tony Richardson	FB	--	--	--	--	2nd	--	--	--	
	Willie Roaf	T	2nd	--	--	1st	1st	1st	--	--	
	Will Shields	G	1st	1st	1st	--	1st	1st	--	1st	
	Casey Wiegmann	C	--	--	--	1st	--	--	--	--	

			AP	PFW	TSN	SI	FD	PFW
2003 –	Tony Gonzalez	TE	1st	1st	1st	1st	1st	1st
	Dante Hall	PR/KR	1st	1st	1st	1st	1st/2nd	1st
	Priest Holmes	RB	1st	1st	1st	--	1st	1st
	Tony Richardson	FB	--	--	--	--	2nd	--
	Willie Roaf	T	1st	1st	--	--	2nd	1st
	Will Shields	G	1st	1st	1st	--	1st	1st
			AP	PFW	TSN	SI	FD	CPFWPFW
2004 –	Tony Gonzalez	TE	2nd	--	--	--	1st	1st
	Tony Richardson	FB	2nd	--	--	--	1st	1st
	Willie Roaf	T	1st	1st	--	--	--	2nd
	Will Shields	G	2nd	--	--	1st	2nd	1st
	Brian Waters	G	1st	1st	1st	--	2nd	2nd
2005 –	Larry Johnson	RB	2nd	--	--	--	--	1st
	Willie Roaf	T	2nd	--	--	--	--	1st
	Will Shields	G	2nd	--	--	--	--	1st
	Brian Waters	G	1st	--	--	--	--	--
2006 –	Tony Gonzalez	TE	2nd	--	--	--	--	--
	Larry Johnson	RB	1st	1st	--	--	--	--
	Will Shields	G	2nd	--	--	--	--	--
2007 –	Jared Allen	DE	1st	1st	1st	1st	--	1st
	Tony Gonzalez	TE	2nd	--	--	--	--	--
2008 –	Tony Gonzalez	TE	1st	1st	--	--	--	--
2009 –	None							
2010 –	Dwayne Bowe	WR	2nd	--	--	--	--	--
	Jamaal Charles	RB	1st	1st	--	--	--	1st
2011 –	Tamba Hali	LB	2nd	--	--	--	--	--
	Derrick Johnson	LB	1st	--	--	--	--	--
2012 –	Jamaal Charles	RB	2nd	--	--	--	--	--
2013 –	Eric Berry	S	1st	1st				1st
	Jamaal Charles	RB	1st	1st				1st
	Tamba Hali	LB	2nd	--				--
	Dexter McCluster	PR	2nd	1st				1st
	Dontari Poe	DT	2nd	--				1st
	Branden Albert	T	--	--				1st
	Quintin Demps	KR	--	--				1st
	Justin Houston	LB	--	--				1st
2014 –	Justin Houston	LB	1st	1st	--	--		1st
	Anthony Sherman	FB	2nd	--	--	--		--
	DeAnthony Thomas	RB/WR	--	--	--	--		1st
2015 –	Eric Berry	S	1st	1st	--	--		--
	Justin Houston	LB	--	--	1st	--		--
	Marcus Peters	CB	2nd	--	--	--		--
2016 –	Travis Kelce	TE	1st	1st	1st	--		--
	Tyreek Hill	WR/PR	1st	1st	1st	--		--
	Marcus Peters	CB	1st	1st	1st	--		--
	Eric Berry	S	1st	1st	1st	--		--
	Mitchell Schwartz	T	2nd	--	--	--		--
2017 –	Travis Kelce	TE	2nd	--	1st	--		--
	Mitchell Schwartz	T	2nd	--	--	--		--

Reference: First or second-team All-Pro or All-Conference honors as selected by the following: (AP) Associated Press, (UPI) United Press International, (NEA) Newspaper Enterprise Assoc., (TSN) The Sporting News, (PFW) Pro Football Weekly, (PFWA) Pro Football Writers of America, (USA) USA Today - Gordon Forbes, (SI) Sports Illustrated - Paul Zimmerman, (FD) Football Digest, (FN) Football News, (CPFW) College and Pro Football Newsweekly.

Notes: The Sporting News All-AFL Team was selected by the players in 1960, '62-66 and by the coaches in '61. Pro Football Weekly's selections have been made by the Pro Football Writers of America since '96.
*No team named due to '82 NFLPA Strike. **No team named in '85.

CHIEFS IN THE MISSOURI SPORTS HALL OF FAME

Year	Individual	Chiefs Years	2010	Marty Schottenheimer	1989-98
1994	Lamar Hunt	1960-05	2011	Priest Holmes	2001-07
	Len Dawson	1962-75	2012	Emmitt Thomas	1966-78, 2010-12
	Otis Taylor	1965-75	2013	Tony Richardson	1995-05
	Bill Grigsby	1963-05	2014	Ed Podolak	1969-77
1995	Bobby Bell	1963-74		Jack Rudnay	1969-82
1996	Hank Stram	1960-74	2015	Nick Lowery	1980-93
	Jan Stenerud	1967-79		Eddie Kennison	2001-07
1997	Fred Arbanas	1962-70	2016	Tim Grunhard	1990-00
1998	Ed Budde	1963-76	2017	Bill Kenney	1979-88
1999	Willie Lanier	1967-77	2018	Mike Garrett	1966-70
	Johnny Robinson	1960-71			
2001	Marcus Allen	1993-97			
	Dick Vermeil	2001-05			
2002	Deron Cherry	1981-91			
2003	Christian Okoye	1987-92			
2004	Carl Peterson	1989-07			
	Art Still	1978-87			
2006	Gary Spani	1978-86			
2007	Curtis McClinton	1962-69			
2008	Neil Smith	1988-96			
2009	Will Shields	1993-06			



RETIRED JERSEYS

STENERUD
3

JAN STENERUD • KICKER • 1967-79

The first pure placekicker inducted in the Pro Football Hall of Fame, K Jan Stenerud played 19 NFL seasons, including 13 with Kansas City.



LEN DAWSON • QUARTERBACK • 1962-75

The standard-bearer for Chiefs signal callers, QB Len Dawson is the franchise's all-time leading passer. He led the club to three AFL titles and a Super Bowl IV ring.

DAWSON
16

THOMAS
18

EMMITT THOMAS • CORNERBACK • 1966-78

The Chiefs career leader with 58 interceptions, CB Emmitt Thomas played in 181 games over his Hall of Fame career with Kansas City.



ABNER HAYNES • RUNNING BACK • 1960-64

One of the offensive stars during the Texans/Chiefs first five years, RB Abner Haynes led the club in rushing four times.

HAYNES
28

JOHNSON
33

STONE JOHNSON • RUNNING BACK • 1963

A sprinter in the '60 Olympics in Rome and a QB at Grambling, RB Stone Johnson's athletic career came to a tragic end during his rookie season of '63. Johnson suffered a fractured vertebra in his neck in a preseason game against the Houston Oilers in Wichita, Kansas and died just 10 days later on Sept. 8, 1963.



MACK LEE HILL • RUNNING BACK • 1964-65

An AFL All-Star as a rookie in '64, RB Mack Lee Hill rushed for 1,203 yards in just 27 games with the Chiefs. Hill tragically died on the operating table after suffering a knee injury late in the '65 season.

HILL
36

THOMAS
58

DERRICK THOMAS • LINEBACKER • 1989-99

The most prolific pass rusher in Chiefs history, LB Derrick Thomas was the heart and soul of the club's dominating defense throughout the '90s and owns the NFL's single-game sack record (7.0 vs. Seattle - 11/11/90).



WILLIE LANIER • LINEBACKER • 1967-77


A Pro Football Hall of Famer, LB Willie Lanier played 11 seasons for the Chiefs and was named to the NFL's 75th Anniversary All-Time Team.

LANIER
63

BELL
78

BOBBY BELL • LINEBACKER • 1963-74

Perhaps the greatest outside linebacker to ever play the game, LB Bobby Bell was the first Chiefs player to enter the Pro Football Hall of Fame in '83.



BUCK BUCHANAN • DEFENSIVE TACKLE • 1967-77

A pivotal member of the great Chiefs defense of the '60s and '70s, DT Buck Buchanan was enshrined in the Pro Football Hall of Fame.

BUCHANAN
86

AFL ALL-STAR SELECTIONS



1960

No All-Star game was played following the AFL's first season in '60.

1961

(January 7, 1962)

Mel Branch, DE
Chris Burford, WR
Cotton Davidson, QB†
Jon Gilliam, C
Abner Haynes, RB
Sherrill Headrick, LB
E.J. Holub, LB
Bill Krisher, G
Paul Rochester, DT
David Webster, DB

1962

(January 13, 1963)

Fred Arbanas, TE
Mel Branch, DE
Jerry Cornelison, T
Len Dawson, QB
Dave Grayson, DB
Abner Haynes, RB

Sherrill Headrick, LB
E.J. Holub, LB
Jerry Mays, DE
Curtis McClinton, RB**
Marvin Terrell, G
Jim Tyrer, T

1963

(January 19, 1964)

Fred Arbanas, TE
Mel Branch, DE
Ed Budde, G
Walter Corey, LB
Dave Grayson, DB
Johnny Robinson, S
Jim Tyrer, T
Duane Wood, DB

1964

(January 16, 1965)

Fred Arbanas, TE
Bobby Bell, LB
Tommy Brooker, K
Buck Buchanan, DT
Len Dawson, QB
Dave Grayson, DB

Abner Haynes, RB
Mack Lee Hill, RB
E.J. Holub, LB
Bobby Hunt, DB
Jerry Mays, DE
Johnny Robinson, S
Jim Tyrer, T

1965

(January 15, 1966)

Fred Arbanas, TE
Bobby Bell, LB
Buck Buchanan, DT
Ed Budde, G
Sherrill Headrick, LB
E.J. Holub, LB
Frank Jackson, WR
Jerry Mays, DE
Johnny Robinson, S
Jim Tyrer, T

1966

(January 21, 1967)

Bobby Bell, LB
Buck Buchanan, DT
Ed Budde, G
Len Dawson, QB
Mike Garrett, RB
Sherrill Headrick, LB
E.J. Holub, LB
Jerry Mays, DE
Curtis McClinton, RB
Johnny Robinson, S
Otis Taylor, WR
Jim Tyrer, T

1967

(January 21, 1968)

Fred Arbanas, TE
Bobby Bell, LB
Buck Buchanan, DT

Ed Budde, G
Len Dawson, QB
Mike Garrett, RB
Jerry Mays, DE
Curtis McClinton, RB
Johnny Robinson, S

1968

(January 19, 1969)

Bobby Bell, LB
Buck Buchanan, DT
Ed Budde, G
Len Dawson, QB*
Willie Lanier, LB
Jim Lynch, LB
Jerry Mays, DE
Johnny Robinson, S
Jan Stenerud, K
Emmitt Thomas, CB
Jim Tyrer, T

1969

(January 17, 1970)

Bobby Bell, LB
Buck Buchanan, DT
Ed Budde, G
Curley Culp, DT
Len Dawson, QB
Robert Holmes, RB
Willie Lanier, LB
Mike Livingston, QB
Jim Marsalis, CB
Jan Stenerud, K
Jim Tyrer, T



Four-time AFL All-Star LB Sherrill Headrick alongside Hank Stram and Jack Steadman.

KEY

† Player of the Game

** Outstanding Offensive Player



ALL-TIME AFL TEAM, 1960-69



OFFENSE

Lance Alworth, San Diego ChargersWide Receiver
Don Maynard, New York JetsWide Receiver
Fred Arbanas, Kansas City Chiefs Tight End
Ron Mix, San Diego Chargers Tackle
Jim Tyrer, Kansas City Chiefs Tackle
Ed Budde, Kansas City Chiefs Guard
Billy Shaw, Buffalo Bills Guard
Jim Otto, Oakland Raiders Center
Joe Namath, New York Jets Quarterback
Clem Daniels, Oakland Raiders Running Back
Paul Lowe, San Diego Chargers Running Back

(Chosen by AFL Members of the
Hall of Fame Selection Committee)

DEFENSE

Jerry Mays, Kansas City Chiefs End
Gerry Philbin, New York Jets End
Houston Antwine, Boston Patriots Tackle
Tom Sestak, Buffalo Bills Tackle
Bobby Bell, Kansas City Chiefs Linebacker
George Webster, Houston Oilers Linebacker
Nick Buoniconti, Boston Patriots M-Linebacker
Willie Brown, Oakland Raiders Cornerback
Dave Grayson, Oakland Raiders Cornerback
Johnny Robinson, Kansas City Chiefs Safety
George Saimes, Buffalo Bills Safety

SPECIALISTS

George Blanda, Oakland Raiders Kicker
Jerrel Wilson, Kansas City Chiefs Punter



CHIEFS

RECORDS

THIS IS CHIEFS KINGDOM

Service

Most Seasons, Active Players

15	Jerrel Wilson	1963-77
14	Len Dawson	1962-75
14	Ed Budde	1963-76
14	Nick Lowery	1980-93
14	Will Shields	1993-06
14	Dustin Colquitt	2005-18
13	Jim Tyrer	1961-73
13	Buck Buchanan	1963-75
13	Emmitt Thomas	1966-78
13	Jan Stenerud	1967-79
13	Jack Rudnay	1970-82
13	John Alt	1984-96
13	Derrick Johnson	2005-17
12	Johnny Robinson	1960-71
12	Dave Hill	1963-74
12	Bobby Bell	1963-74
12	Mike Livingston	1968-79
12	Henry Marshall	1976-87
12	Tony Gonzalez	1997-08
12	Tamba Hali	2006-17

Most Games Played, Career (All 175+)

224	Will Shields	1993-06
218	Dustin Colquitt	2005-18
212	Nick Lowery	1980-93
203	Jerrel Wilson	1963-77
190	Tony Gonzalez	1997-08
186	Jan Stenerud	1967-79
183	Len Dawson	1962-75
183	Buck Buchanan	1963-75
182	Derrick Johnson	2005-17
181	Emmitt Thomas	1966-78
180	Jim Tyrer	1961-73
179	John Alt	1984-96
178	Jack Rudnay	1970-82
177	Ed Budde	1963-76
177	Tamba Hali	2006-17

Most Games Started, Career (Since 1968)

223	Will Shields	1993-06
174	Tony Gonzalez	1997-08
171	Jack Rudnay	1970-82
169	Derrick Johnson	2005-17
164	Tim Grunhard	1990-00
*158	Len Dawson (*Since 1962)	1962-75
157	Derrick Thomas	1989-99
157	Tamba Hali	2006-17

Most Starts, Rookie, Season

16	Sylvester Hicks	1978
16	Art Still	1978
16	Dave Lutz	1983
16	Kevin Ross	1984
16	Dino Hackett	1986
16	Derrick Thomas	1989
16	Greg Wesley	2000
16	Derrick Johnson	2005
16	Tamba Hali	2006
16	Brandon Carr	2008
16	Glenn Dorsey	2008
16	Eric Berry	2010

16	Dontari Poe	2012
16	Marcus Peters	2015
16	Kareem Hunt	2017

Most Consecutive Games Played, Career

224	Will Shields	Sept. 5, 1993 - Dec. 31, 2006
186	Jan Stenerud	Sept. 9, 1967 - Dec. 16, 1979
180	Jim Tyrer	Sept. 10, 1961 - Dec. 2, 1973
168	Bobby Bell	Sept. 7, 1963 - Dec. 14, 1974
166	Buck Buchanan	Sept. 7, 1963 - Dec. 1, 1974

Most Consecutive Games Started (Since 1968)

223	Will Shields	Sept. 12, 1993 - Dec. 31, 2006
144	Emmitt Thomas	Sept. 28, 1968 - Oct. 15, 1978
134	Jim Lynch	Sept. 9, 1968 - Nov. 6, 1977
120	Tim Grunhard	Sept. 5, 1993 - Oct. 29, 2000
120	Tony Gonzalez	Sept. 19, 1999 - Nov. 12, 2006

Most Consecutive Games Started To Begin Career

101	Gary Barbaro	1976-82
64	Brandon Carr	2008-11
51	Art Still	1978-81
41	Tamba Hali	2006-08
37	Greg Wesley	2000-02

Most Games Started, Quarterback, Career

158	Len Dawson	1962-75
88	Trent Green	2001-06
77	Bill Kenney	1979-88
76	Alex Smith	2013-17
75	Mike Livingston	1968-79
52	Steve DeBerg	1988-91

Most Consecutive Games Started, Quarterback

81	Trent Green	Sept. 9, 2001 - Sept. 10, 2006
44	Len Dawson	Oct. 31, 1965 - Nov. 3, 1968
35	Steve DeBerg	Nov. 26, 1989 - Dec. 8, 1991
28	Steve Bono	Sept. 3, 1995 - Nov. 24, 1996
28	Elvis Grbac	Dec. 26, 1998 - Nov. 19, 2000
28	Len Dawson	Sept. 8, 1962 - Nov. 8, 1963

Most Consecutive Seasons Starting Every Game, QB

5	Trent Green	2001-05
2	Len Dawson	1966-67

Scoring

Most Points, Career (All 400+)

1,466	Nick Lowery	1980-93
1,231	Jan Stenerud	1967-79
517	Ryan Succop	2009-13
500	Priest Holmes	2001-07
462	Tony Gonzalez	1997-08
442	Pete Stoyanovich	1996-00

Most Seasons, 100 or More Points

11	Nick Lowery	1981, '83-86, '88-93
5	Jan Stenerud	1967-71
4	Ryan Succop	2009-10, '12-13
3	Pete Stoyanovich	1997-99
3	Lawrence Tynes	2004-06
3	Cairo Santos	2014-16
2	Lin Elliott	1994-95
2	Morten Andersen	2002-03
2	Priest Holmes	2002-03

2 Larry Johnson	2005-06
2 Harrison Butker	2017-18
1 Jack Spikes	1960
1 Abner Haynes	1962
1 Todd Peterson	2001

Most Points, Season (All 125+)

162 Priest Holmes	2003
144 Priest Holmes	2002
142 Harrison Butker	2017
139 Nick Lowery	1990
129 Jan Stenerud	1968
129 Cairo Santos	2015
129 Cairo Santos	2016
126 Larry Johnson	2005
125 Lawrence Tynes	2005

Most Points, Non-Kickers, Rookie, Season

72 Abner Haynes	1960
72 Tyreek Hill	2016
66 Billy Jackson	1981
66 Kareem Hunt	2017
48 Johnny Robinson	1960
48 Mike Garrett	1966

Most Points, Kickers, Rookie, Season

142 Harrison Butker	2017
113 Cairo Santos	2014
108 Jan Stenerud	1967
104 Jack Spikes	1960
104 Ryan Succop	2009

Most Points, Game

30 Abner Haynes vs. Oakland	Nov. 26, 1961
30 Jamaal Charles at Oakland	Dec. 15, 2013
24 Frank Jackson vs. Denver	Dec. 10, 1961
24 Abner Haynes vs. Boston	Sept. 8, 1962
24 Frank Jackson at San Diego	Dec. 13, 1964
24 Bert Coan at Denver	Oct. 23, 1966
24 Priest Holmes at Cleveland	Sept. 8, 2002
24 Priest Holmes vs. Atlanta	Oct. 24, 2004
24 Derrick Blaylock vs. Atlanta	Oct. 24, 2004
24 Larry Johnson vs. Seattle	Oct. 29, 2006

Most Touchdowns, Career

83 Priest Holmes (76 rush, 7 rec.)	2001-07
76 Tony Gonzalez (0 rush, 76 rec.)	1997-08
64 Jamaal Charles (43 rush, 20 rec., 1 KR)	2008-16
61 Larry Johnson (55 rush, 6 rec.)	2003-09
60 Otis Taylor (3 rush, 57 rec.)	1965-75
58 Abner Haynes (39 rush, 17 rec., 1 KR, 1 fum.)	1960-64

Most Touchdowns, Season

27 Priest Holmes (27 rush, 0 rec.)	2003
24 Priest Holmes (21 rush, 3 rec.)	2002
21 Larry Johnson (20 rush, 1 rec.)	2005
19 Abner Haynes (13 rush, 6 rec.)	1962
19 Larry Johnson (17 rush, 2 rec.)	2006
19 Jamaal Charles (12 rush, 7 rec.)	2013

Most Touchdowns, Rookie, Season

12 Abner Haynes (9 rush, 3 rec.)	1960
12 Tyreek Hill (3 rush, 6 rec., 2 PR, 1 KR)	2016
11 Billy Jackson (10 rush, 1 rec.)	1981
11 Kareem Hunt (8 rush, 3 rec.)	2017

8 Johnny Robinson (4 rush, 4 rec.)	1960
8 Mike Garrett (6 rush, 1 rec., 1 PR)	1966

Most Touchdowns, Game

5 Abner Haynes vs. Oakland	Nov. 26, 1961
5 Jamaal Charles at Oakland	Dec. 15, 2013
4 Frank Jackson vs. Denver	Dec. 10, 1961
4 Abner Haynes vs. Boston	Sept. 8, 1962
4 Frank Jackson at San Diego	Dec. 13, 1964
4 Bert Coan at Denver	Oct. 23, 1966
4 Priest Holmes at Cleveland	Sept. 8, 2002
4 Priest Holmes vs. Atlanta	Oct. 24, 2004
4 Derrick Blaylock vs. Atlanta	Oct. 24, 2004
4 Larry Johnson vs. Seattle	Oct. 29, 2006
3 41 times;	
Last, Kareem Hunt at Cleveland	Nov. 4, 2018

Most Consecutive Games Scoring Touchdowns

11 Priest Holmes	2002
9 Larry Johnson	2006
8 Priest Holmes	2003-04
8 Larry Johnson	2004-05
8 Kareem Hunt	2018
7 Marcus Allen	1993
7 Priest Holmes	2004-05
7 Larry Johnson	2005
7 Dwayne Bowe	2010
7 Jamaal Charles	2013

Most Points After TD Attempted, Career

483 Nick Lowery	1980-93
409 Jan Stenerud	1967-79
164 Pete Stoyanovich	1996-00
160 Ryan Succop	2009-13
149 Tommy Brooker	1962-66

Most Points After TD Attempted, Season

60 Lawrence Tynes	2004
59 Morten Andersen	2003
55 Harrison Butker	2018
52 Ryan Succop	2013
51 Morten Andersen	2002
46 Tommy Brooker	1964

Most Points After TD Attempted, Game

8 Tommy Brooker at Denver	Sept. 7, 1963
8 Mike Mercer at Denver	Oct. 23, 1966
8 Lawrence Tynes vs. Atlanta	Oct. 24, 2004
8 Ryan Succop at Oakland	Dec. 15, 2013

Most Points After TD Made, Career

479 Nick Lowery	1980-93
394 Jan Stenerud	1967-79
163 Pete Stoyanovich	1996-00
160 Ryan Succop	2009-13
149 Tommy Brooker	1962-66

Most Points After TD Made, Season

58 Morten Andersen	2003
58 Lawrence Tynes	2004
52 Ryan Succop	2013
51 Morten Andersen	2002
51 Harrison Butker	2018
46 Tommy Brooker	1964

Most Points After TD Made, Game

8 Tommy Brooker at Denver	Sept. 7, 1963
8 Mike Mercer at Denver	Oct. 23, 1966
8 Lawrence Tynes vs. Atlanta	Oct. 24, 2004
8 Ryan Succop at Oakland	Dec. 15, 2013
7 Cotton Davidson vs. Denver	Dec. 10, 1961
7 T. Brooker at N.Y. Titans	Nov. 11, 1962
7 Jack Spikes vs. Denver	Dec. 8, 1963
7 Tommy Brooker vs. Houston	Nov. 28, 1965
7 Morten Andersen vs. Arizona	Dec. 1, 2002
7 Morten Andersen vs. St. Louis	Dec. 8, 2002
7 Lawrence Tynes at Tennessee	Dec. 13, 2004

Most Consecutive Points After TD

197 Nick Lowery	1983-89
160 Ryan Succop	2009-13
155 Jan Stenerud	1968-73
149 Tommy Brooker	1962-66

Highest Point After Percentage, Career (100 PATs)

100.00 Ryan Succop (160-160)	2009-13
100.00 Tommy Brooker (149-149)	1962-66
99.39 Pete Stoyanovich (163-164)	1996-00
99.17 Nick Lowery (479-483)	1980-93
99.09 Morten Andersen (109-110)	2002-03
97.16 Lawrence Tynes (137-141)	2004-06

Most Field Goals Attempted, Career

436 Jan Stenerud	1967-79
410 Nick Lowery	1980-93
147 Ryan Succop	2009-13
115 Pete Stoyanovich	1996-00
105 Cairo Santos	2014-17

Most Field Goals Attempted, Season

44 Jan Stenerud	1971
42 Jan Stenerud	1970
42 Harrison Butker	2017
40 Jan Stenerud	1968

Most Field Goals Attempted, Game

7 Cairo Santos at Cincinnati	October 4, 2015
7 Jan Stenerud vs. Buffalo	Dec. 19, 1971
6 Tommy Brooker vs. San Diego	Dec. 16, 1962
6 Jan Stenerud	6 times
Last; at Washington	Oct. 10, 1976
6 Todd Peterson vs. Denver	Dec. 16, 2001
6 Ryan Succop at New Orleans	Sept. 23, 2012
6 Harrison Butker vs. Miami	Dec. 24, 2017

Most Seasons Leading League, Field Goals Made

3 Jan Stenerud	1967, '70, '75
----------------	----------------

Most Field Goals Made, Career

329 Nick Lowery	1980-93
279 Jan Stenerud	1967-79
119 Ryan Succop	2009-13
93 Pete Stoyanovich	1996-00
89 Cairo Santos	2014-17

Most Field Goals Made, Season

38 Harrison Butker	2017
34 Nick Lowery	1990
31 Cairo Santos	2016
30 Jan Stenerud	1968, '70
30 Cairo Santos	2015

28 Ryan Succop

2012

Most Field Goals Made, Rookie, Season

38 Harrison Butker	2017
25 Ryan Succop	2009
25 Cairo Santos	2014
21 Jan Stenerud	1967
13 Jack Spikes	1960
12 Tommy Brooker	1962

Most Field Goals Made, Game

7 Cairo Santos at Cincinnati	Oct. 5, 2015
6 Ryan Succop at New Orleans	Sept. 23, 2012
5 Jan Stenerud	3 times
Last; vs. Buffalo	Dec. 19, 1971
5 Nick Lowery	4 times
Last; vs. Denver	Sept. 20, 1993
5 Ryan Succop vs. Minnesota	Oct. 2, 2011
5 Cairo Santos at Denver	Nov. 15, 2015
5 Harrison Butker	3 times
Last; vs. Miami	Dec. 24, 2017
4 Tommy Brooker vs. San Diego	Dec. 16, 1962
4 Mike Mercer at N.Y. Jets	Nov. 27, 1966
4 Lin Elliott vs. Seattle	Dec. 24, 1995
4 Jan Stenerud	10 times
4 Nick Lowery	8 times
4 Pete Stoyanovich	2 times
4 Todd Peterson vs. Denver	Dec. 16, 2001
4 Lawrence Tynes	2 times
Last; vs. Denver	Nov. 23, 2006
4 Nick Novak vs. Denver	Sept. 28, 2008
4 Ryan Succop	4 times
Last; at Tennessee	Oct. 6, 2013
4 Cairo Santos	5 times
Last; at Carolina	Nov. 13, 2016
4 Harrison Butker	2 times
Last; at New England	Oct. 14, 2018

Most Consecutive Games Scoring Field Goals

15 Lawrence Tynes	2004-05
14 Jan Stenerud	1970
14 Harrison Butker	2017-18
12 Pete Stoyanovich	1997-98
11 Jan Stenerud	1968-69
11 Jan Stenerud	1971-72
11 Nick Lowery	1985-86
11 Morten Andersen	2002

Most Consecutive Games Scoring Field Goals, Single Season

14 Jan Stenerud	1970
13 Harrison Butker	2017
12 Lawrence Tynes	2005
11 Morten Andersen	2002

Most Consecutive Field Goals Made

23 Harrison Butker	2017
22 Pete Stoyanovich	1997-98
22 Ryan Succop	2011
21 Nick Lowery	1990
21 Nick Lowery	1991
16 Jan Stenerud	1969

Longest Field Goal

58 Nick Lowery at Washington	Sept. 18, 1983
------------------------------	----------------

58 Nick Lowery vs. L.A. Raiders	Sept. 12, 1985
57 Nick Lowery vs. Seattle	Sept. 14, 1980
55 Jan Stenerud at Denver	Oct. 4, 1970
54 Jan Stenerud at Houston	Sept. 9, 1967
54 Jan Stenerud at Denver	Oct. 5, 1969
54 Jan Stenerud at San Francisco	Dec. 6, 1971
54 Nick Lowery vs. L.A. Raiders	Nov. 6, 1983
54 Nick Lowery at Detroit	Nov. 26, 1987
54 Pete Stoyanovich vs. Denver	Nov. 16, 1997
54 Ryan Succop vs. Minnesota	Oct. 2, 2011
54 Cairo Santos at Houston	Sept. 18, 2016

Highest Field Goal Percentage, Career (100 Attempts)

84.8 Cairo Santos (89-105)	2014-17
81.0 Ryan Succop (119-147)	2009-13
80.9 Pete Stoyanovich (93-115)	1996-00
80.2 Nick Lowery (329-410)	1980-93
64.0 Jan Stenerud (279-436)	1967-79

Highest Field Goal Percentage, Season

96.3 Pete Stoyanovich (26-27)	1997
95.0 Harrison Butker (19-20)	2018
91.9 Nick Lowery (34-37)	1990
91.6 Nick Lowery (22-24)	1992
90.5 Harrison Butker (38-42)	2017
88.9 Nick Lowery (24-27)	1985

Highest Field Goal Percentage, Career At Arrowhead

88.6 Harrison Butker (31-35)	2017-18
88.1 Pete Stoyanovich (52-59)	1996-00
85.6 Nick Lowery (179-209)	1980-93
82.4 Ryan Succop (61-74)	2009-13
79.2 Cairo Santos (38-48)	2014-17

Attempts Less Than 40 Yards, Season (15 Attempts)

23-26 Cairo Santos	2016
24-25 Harrison Butker	2017
21-21 Nick Lowery	1991
20-20 Pete Stoyanovich	1998
16-20 Ryan Succop	2012
17-18 Cairo Santos	2014
17-18 Cairo Santos	2015
17-17 Ryan Succop	2009
16-16 Morten Andersen	2002
15-16 Ryan Succop	2013
14-15 Ryan Succop	2011

Most Field Goals, No Misses, Game

7 Cairo Santos at Cincinnati	Oct. 4, 2015
6 Ryan Succop at New Orleans	Sept. 23, 2012
5 Jan Stenerud at Buffalo	Nov. 2, 1969
5 Jan Stenerud vs. Buffalo	Dec. 7, 1969
5 Nick Lowery vs. L.A. Raiders	Sept. 12, 1985
5 Nick Lowery at Chicago	Dec. 29, 1990
5 Nick Lowery vs. Denver	Sept. 20, 1993
5 Ryan Succop vs. Minnesota	Oct. 2, 2011
5 Harrison Butker at Houston	Oct. 8, 2017
5 Harrison Butker vs. Denver	Oct. 30, 2017

Most Field Goals, 50 or More Yards, Career

20 Nick Lowery	1980-93
12 Jan Stenerud	1967-79
9 Ryan Succop	2009-13
7 Cairo Santos	2014-16

6 Lawrence Tynes	2004-06
5 Pete Stoyanovich	1996-99
5 Harrison Butker	2017-18

Most Field Goals, 50 or More Yards, Season

4 Nick Lowery	1980
4 Cairo Santos	2015
4 Harrison Butker	2017
3 Nick Lowery	1985, '88
3 Ryan Succop	2011
2 Pete Stoyanovich	1997, '98
2 Lawrence Tynes	2004, 2005, 2006
2 Ryan Succop	2009, '12
2 Cairo Santos	2016

Most Field Goals, 50 or More Yards, Game

2 Nick Lowery vs. Seattle	Sept. 14, 1980
2 Nick Lowery at New Orleans	Sept. 8, 1985
2 Nick Lowery at Detroit	Nov. 26, 1987
2 Lawrence Tynes at Miami	Oct. 21, 2005
2 Ryan Succop vs. Minnesota	Oct. 2, 2011
2 Cairo Santos at Cincinnati	Oct. 4, 2015

Most Defensive Touchdowns, Career

8 Bobby Bell (6 INTs, 2 FRs)	1963-74
5 Emmitt Thomas (5 INTs)	1966-78
5 Jim Kearney (5 INTs)	1967-75
5 Eric Berry (5 INTs)	2010-16
4 Lloyd Burruss (4 INTs)	1981-91
4 Derrick Thomas (4 FRs)	1989-99
4 James Hasty (3 INTs, 1 FR)	1995-99
4 Derrick Johnson (4 INTs)	2005-16

Most Defensive Touchdowns, Season

4 Jim Kearney (4 INTs)	1972
3 David Webster (2 INTs, 1 FR)	1960
3 Lloyd Burruss (3 INTs)	1986
3 Charles Mincy (2 INTs, 1 FR)	1992
3 Mark McMillian (3 INTs)	1997

Most Defensive Touchdowns, Game

2 Jim Kearney at Denver	Oct. 1, 1972
2 Lloyd Burruss vs. San Diego	Oct. 19, 1986
2 Cris Dishman at Oakland	Nov. 28, 1999
2 Derrick Johnson at Denver	Jan. 3, 2010

Most Special Teams Touchdowns, Career

11 Dante Hall (5 PRs, 6 KORs)	2000-06
8 Tamarick Vanover (4 PRs, 4 KORs)	1995-99
5 Tyreek Hill (4 PRs, 1 KOR)	2016-18
4 J.T. Smith (4 PRs)	1978-84
3 Dexter McCluster (3 PRs)	2010-13
2 Five players tied	

Most Special Teams Touchdowns, Season

4 Dante Hall (2 PRs, 2 KRs)	2003
3 Tamarick Vanover (2 KRs, 1 PR)	1995
3 Dante Hall (2 PRs, 1 KR)	2002
3 Tyreek Hill (2 PRs, 1 KR)	2016
2 J.T. Smith (2 PRs)	1979
2 J.T. Smith (2 PRs)	1980
2 Paul Palmer (2 KRs)	1987
2 Dale Carter (2 PRs)	1992
2 Dante Hall (2 KRs)	2004
2 Dexter McCluster (2 PRs)	2013

Most Safeties, Career

3 Derrick Thomas	1989-98
2 Bill Maas	1984-92
2 Dan Saleaumua	1989-96
2 Joe Phillips	1992-97
1 Buck Buchanan	1963-75
1 Willie Lanier	1967-77
1 John Lohmeyer	1973, '75-77
1 Ed Beckman	1977-84
1 Dino Hackett	1986-92
1 Albert Lewis	1983-93
1 Rob McGovern	1989-90
1 Bernard Pollard	2006-08
1 Tamba Hali	2006-16
1 Justin Houston	2011-16
1 D.J. Alexander	2015-16

Most Safeties, Season

1 Buck Buchanan	1968
1 Willie Lanier	1974
1 John Lohmeyer	1976
1 Ed Beckman	1978
1 Dino Hackett	1988
1 Albert Lewis	1988
1 Bill Maas	1988, '90
1 Rob McGovern	1989
1 Dan Saleaumua	1991, '96
1 Derrick Thomas	1994, '97, '98
1 Joe Phillips	1997
1 Bernard Pollard	2007
1 Tamba Hali	2009
1 Justin Houston	2012
1 D.J. Alexander	2015

Most Two-Point Conversions, Career

3 Tony Gonzalez	1997-08
3 Travis Kelce	2013-18
2 Bo Dickinson	1960-61
2 Curtis McCClinton	1962-69
2 Jerrel Wilson	1963-77
2 Reg Carolan	1964-68
2 Trent Green	2001-06
2 Eddie Kennison	2001-07

Most Two-Point Conversions, Season

2 Bo Dickinson	1961
2 Travis Kelce	2015

Most Two-Point Conversion Passes, Career

8 Len Dawson	1962-75
4 Trent Green	2001-06
4 Alex Smith	2013-17
2 Randy Duncan	1961
2 Elvis Grbac	1997-00

Rushing**Most Seasons Leading League in Rushing**

1 Abner Haynes	1960
1 Christian Okoye	1989
1 Priest Holmes	2001
1 Kareem Hunt	2017

Most Rushing Attempts, Career

1,375 Larry Johnson	2003-09
---------------------	---------

1,332 Jamaal Charles	2008-16
1,321 Priest Holmes	2001-07
1,246 Christian Okoye	1987-92
1,157 Ed Podolak	1969-77

Most Rushing Attempts, Season

*416 Larry Johnson	2006
370 Christian Okoye	1989
336 Larry Johnson	2005
327 Priest Holmes	2001
320 Priest Holmes	2003

*NFL RECORD

Most Rushing Attempts, Consecutive Seasons

752 Larry Johnson (336, 416)	2005-06
640 Priest Holmes (327, 313)	2001-02
633 Priest Holmes (313, 320)	2002-03
615 Christian Okoye (370, 245)	1989-90
574 Larry Johnson (416, 158)	2006-07

Most Rushing Attempts, Rookie, Season

272 Kareem Hunt	2017
234 Joe Delaney	1981
174 Robert Holmes	1968
157 Christian Okoye	1987
156 Abner Haynes	1960

Most Rushing Attempts, Game

39 Larry Johnson vs. Seattle	Oct. 29, 2006
38 Christian Okoye at Green Bay	Dec. 10, 1989
37 Christian Okoye vs. Seattle	Nov. 5, 1989
36 Larry Johnson at Houston	Nov. 20, 2005
35 Barry Word vs. L.A. Raiders	Dec. 22, 1991

Most Rushing Yards, Career

7,260 Jamaal Charles	2008-16
6,070 Priest Holmes	2001-07
6,015 Larry Johnson	2003-09
4,897 Christian Okoye	1987-92
4,451 Ed Podolak	1969-77

Most Rushing Yards, Season (All 1,000+)

1,789 Larry Johnson	2006
1,750 Larry Johnson	2005
1,615 Priest Holmes	2002
1,555 Priest Holmes	2001
1,509 Jamaal Charles	2012
1,480 Christian Okoye	1989
1,467 Jamaal Charles	2010
1,420 Priest Holmes	2003
1,327 Kareem Hunt	2017
1,287 Jamaal Charles	2013
1,121 Joe Delaney	1981
1,120 Jamaal Charles	2009
1,087 Mike Garrett	1967
1,053 Tony Reed	1978
1,049 Abner Haynes	1962
1,033 Jamaal Charles	2014
1,031 Christian Okoye	1991
1,015 Barry Word	1990

Most Rushing Yards, Consecutive Seasons

3,539 Larry Johnson (1,750, 1,789)	2005-06
3,170 Priest Holmes (1,555, 1,615)	2001-02
3,035 Priest Holmes (1,615, 1,420)	2002-03

2,796 Jamaal Charles (1,509, 1,287)	2012-13
2,348 Larry Johnson (1,789, 559)	2006-07

Most Rushing Yards, Rookie, Season

1,327 Kareem Hunt	2017
1,121 Joe Delaney	1981
875 Abner Haynes	1960
866 Robert Holmes	1968
801 Mike Garrett	1966

Most Rushing Yards, Game (All 200+)

259 Jamaal Charles at Denver	Jan. 3, 2010
233 Jamaal Charles at New Orleans	Sept. 23, 2012
226 Jamaal Charles vs. Indianapolis	Dec. 23, 2012
211 Larry Johnson at Houston	Nov. 20, 2005
201 Larry Johnson vs. Cincinnati	Jan. 1, 2006
200 Barry Word at Detroit	Oct. 14, 1990

Most Rushing Yards, Rookie, Game (All 150+)

193 Joe Delaney vs. Houston	Nov. 15, 1981
172 Kareem Hunt at Los Angeles Chargers	Sept. 24, 2017
161 Mike Garrett at San Diego	Dec. 18, 1966
158 Robert Holmes at Cincinnati	Nov. 10, 1968
157 Abner Haynes at N.Y. Titans	Nov. 24, 1960
155 Kareem Hunt vs. Los Angeles Chargers	Dec. 16, 2017
150 Kolby Smith vs. Oakland	Nov. 25, 2007

Most Rushing Yards, Consecutive Games (All 300+)

361 (102, 259) J. Charles	Dec. 27, 2009 - Jan. 3, 2010
343 (132, 211) Larry Johnson	Nov. 13-20, 2005
332 (131, 201) L. Johnson	Dec. 24, 2005 - Jan. 1, 2006
330 (211, 119) Larry Johnson	Nov. 20-27, 2005
327 (155, 172) Larry Johnson	Oct. 29 - Nov. 5, 2006
321 (233, 88) Jamaal Charles	Sept. 23-30, 2012
319 (121, 198) Larry Johnson	Sept. 21-28, 2008
311 (154, 157) Larry Johnson	Nov. 19-23, 2006
310 (197, 113) Priest Holmes	Nov. 24 - Dec. 1, 2002
310 (143, 167) Larry Johnson	Dec. 11-17, 2005
301 (104, 197) Priest Holmes	Nov. 17-24, 2002

Most Rushing Yards vs. One Opponent, Season

327 (172, 155) Kareem Hunt vs. Los Angeles Chargers	2017
315 (56, 259) Jamaal Charles vs. Denver	2009
289 (154, 135) Larry Johnson vs. Oakland	2006
283 (126, 157) Larry Johnson vs. Denver	2006
282 (156, 126) Christian Okoye vs. Seattle	1989

Most Games, 100 or More Rushing Yards, Career

30 Larry Johnson	2003-09
24 Priest Holmes	2001-07
23 Jamaal Charles	2008-16
14 Christian Okoye	1987-92
13 Abner Haynes	1960-65

Most Games, 100 or More Rushing Yards, Season

11 Larry Johnson	2006
10 Larry Johnson	2005
9 Priest Holmes	2002
8 Christian Okoye	1989
7 Priest Holmes	2001
7 Jamaal Charles	2012

Most Games, 100 or More Rushing Yards, Rookie, Season

6 Kareem Hunt	2017
---------------	------

5 Joe Delaney	1981
3 Curtis McClinton	1962
2 Mike Garrett	1966
2 Robert Holmes	1968
2 Abner Haynes	1960
2 Woody Green	1974

Most Consecutive Games, 100 or More Rushing Yards

9 Larry Johnson	Nov. 6, 2005 - Jan. 1, 2006
5 Priest Holmes	Nov. 17 - Dec. 15, 2002
4 Larry Johnson	Nov. 19 - Dec. 10, 2006
4 Jamaal Charles	Dec. 13, 2009 - Jan. 3, 2010
3 Joe Delaney	Oct. 4 - Oct. 18, 1981
3 Christian Okoye	Sept. 24 - Oct. 8, 1989
3 Christian Okoye	Oct. 22 - Nov. 5, 1989
3 Larry Johnson	Dec. 5 - Dec. 19, 2004
3 Larry Johnson	Oct. 22 - Nov. 5, 2006
3 Jamaal Charles	Nov. 25 - Dec. 9, 2012
3 Kareem Hunt	Sept. 24 - Oct. 8, 2017

Longest Run From Scrimmage

91 (TD) Jamaal Charles	Sept. 23, 2012
86 (TD) Jamaal Charles	Dec. 23, 2012
84 (TD) Ted McKnight at Seattle	Sept. 30, 1979
82 (TD) Joe Delaney vs. Denver	Oct. 18, 1981
82 (TD) Derrick Alexander vs. Pittsburgh	Dec. 12, 1999
80 (TD) Abner Haynes at N.Y. Jets	Nov. 29, 1964
80 (TD) Warren McVea vs. Cincinnati	Oct. 26, 1969
80 Jamaal Charles at St. Louis	Dec. 19, 2010
80 (TD) Jamaal Charles at Cleveland	Dec. 9, 2012

Most Rushing Yards, QB, Career

1,672 Alex Smith	2013-17
1,253 Len Dawson	1962-75
712 Steve Fuller	1979-82
692 Trent Green	2001-06
682 Mike Livingston	1968-79

Most Rushing Yards, QB, Season

498 Alex Smith	2015
431 Alex Smith	2013
386 Tyler Thigpen	2008
355 Alex Smith	2017
274 Steve Fuller	1980

Most 10+ Yard Rushes, Career

196 Jamaal Charles	2008-16
190 Priest Holmes	2001-07
137 Larry Johnson	2003-09
71 Marcus Allen	1993-97
63 Kimble Anders	1991-00

Most 10+ Yard Rushes, Season

53 Priest Holmes	2002
52 Priest Holmes	2001
49 Larry Johnson	2006
47 Larry Johnson	2005
45 Jamaal Charles	2010

Most 10+ Yard Rushes, Game

10 Priest Holmes at Oakland	Dec. 9, 2001
9 Priest Holmes at Seattle	Nov. 24, 2002
7 Larry Johnson at N.Y. Giants	Dec. 17, 2005
7 Jamaal Charles vs. Buffalo	Oct. 31, 2010

Highest Rushing Average, Career (400 attempts)

5.45 Jamaal Charles (1,332-7,260)	2008-16
4.80 Abner Haynes (794-3,814)	1960-64
4.60 Priest Holmes (1,321-6,070)	2001-07
4.57 Kimble Anders (495-2,261)	1991-00
4.44 Ted McKnight (528-2,344)	1977-81

Highest Rushing Average, Season (100 attempts)

6.38 Jamaal Charles (230-1,467)	2010
6.03 Ted McKnight (104-627)	1978
5.89 Jamaal Charles (190-1,120)	2009
5.61 Abner Haynes (156-875)	1960
5.49 Mack Lee Hill (105-576)	1964

Highest Rushing Average, Game (10 attempts)

14.27 A. Haynes at N.Y. Titans (11-157)	Nov. 24, 1960
12.25 T. McKnight at Seattle (12-147)	Sept. 30, 1979
11.58 E. Podolak vs. Denver (12-139)	Dec. 6, 1970
11.45 J. Charles at St. Louis (11-126)	Dec. 19, 2010
11.29 A. Haynes vs. Oakland (14-158)	Nov. 26, 1961

Most Rushing Touchdowns, Career

76 Priest Holmes	2001-07
55 Larry Johnson	2003-09
44 Marcus Allen	1993-97
43 Jamaal Charles	2008-16
40 Christian Okoye	1987-92
39 Abner Haynes	1960-65

Most Rushing Touchdowns, QB, Career

10 Alex Smith	2013-17
9 Len Dawson	1962-75
7 Mike Livingston	1968-79
6 Pete Beathard	1964-73
Rich Gannon	1995-98

Most Rushing Touchdowns, Season

27 Priest Holmes	2003
21 Priest Holmes	2002
20 Larry Johnson	2005
17 Larry Johnson	2006
14 Priest Holmes	2004

Most Rushing Touchdowns, Consecutive Seasons

48 Priest Holmes (21, 27)	2002-03
41 Priest Holmes (27, 14)	2003-04
37 Larry Johnson (20, 17)	2005-06
29 Priest Holmes (8, 21)	2001-02
29 Larry Johnson (9, 20)	2004-05

Most Rushing Touchdowns, Rookie, Season

10 Billy Jackson	1981
9 Abner Haynes	1960
8 Kareem Hunt	2017
7 Robert Holmes	1968
6 Mike Garrett	1966

Most Rushing Touchdowns, Game

4 Abner Haynes vs. Oakland	Nov. 26, 1961
4 Priest Holmes at Cleveland	Sept. 8, 2002
4 Priest Holmes vs. Atlanta	Oct. 24, 2004
4 Derrick Blaylock vs. Atlanta	Oct. 24, 2004
3 Jack Spikes vs. Houston	Oct. 1, 1961
3 Abner Haynes vs. Boston	Sept. 8, 1962
3 Bert Coan at Denver	Oct. 23, 1966
3 Ed Podolak at Detroit	Nov. 25, 1971

3 Ed Podolak vs. Cleveland	Dec. 12, 1976
3 Billy Jackson at Oakland	Oct. 25, 1981
3 Marcus Allen at Seattle	Dec. 5, 1993
3 Donnell Bennett at Philadelphia	Sept. 27, 1998
3 Bam Morris at San Diego	Nov. 22, 1998
3 Priest Holmes vs. Denver	Oct. 20, 2002
3 Priest Holmes vs. Pittsburgh	Sept. 14, 2003
3 Priest Holmes vs. Buffalo	Oct. 26, 2003
3 Priest Holmes vs. Detroit	Dec. 14, 2003
3 Priest Holmes at Minnesota	Dec. 20, 2003
3 Priest Holmes at Denver	Sept. 12, 2004
3 Priest Holmes vs. Indianapolis	Oct. 31, 2004
3 Larry Johnson at Dallas	Dec. 11, 2005
3 Larry Johnson vs. Cincinnati	Jan. 1, 2006
3 Larry Johnson vs. Seattle	Oct. 29, 2006
3 Larry Johnson vs. Jacksonville	Dec. 31, 2006
3 Jamaal Charles at Green Bay	Sept. 28, 2015

Most Rushing Touchdowns, Consecutive Games

7 Priest Holmes	Oct. 24-31, 2004
6 Priest Holmes	Dec. 14-20, 2003
5 Priest Holmes	5 times
	Last; Dec. 20-28, 2003
5 Larry Johnson	3 times
	Last; Oct. 22-29, 2006

Most Consecutive Games With Rushing Touchdown

11 Priest Holmes	Sept. 22 - Dec. 8, 2002
8 Priest Holmes	Nov. 23, 2003 - Sept. 19, 2004
8 Larry Johnson	Nov. 28, 2004 - Sept. 18, 2005
7 Larry Johnson	Nov. 20, 2005 - Jan. 1, 2006
7 Larry Johnson	Oct. 15 - Nov. 23, 2006

Most Rushing Touchdowns, QB, Season

5 Steve Bono	1995
Alex Smith	2016
4 Pete Beathard	1965
Steve Fuller	1980
3 Five Players Tied	

Passing

Most Seasons Leading League in Passing

4 Len Dawson	1962, 1964, 1966, 1968
--------------	------------------------

Highest Passer Rating Career (1,000 attempts)

94.8 Alex Smith	2013-17
87.3 Trent Green	2001-06
83.2 Len Dawson	1962-75
81.8 Steve DeBerg	1988-91
80.6 Elvis Grbac	1997-00

Highest Passer Rating, Season (200 attempts)

118.1 Patrick Mahomes	2018
104.7 Alex Smith	2017
101.9 Len Dawson	1966
98.8 Len Dawson	1968
98.4 Len Dawson	1962
98.0 Damon Huard	2006
96.3 Steve DeBerg	1990

Highest Passer Rating, Rookie, Season

112.3 Todd Blackledge	1983
76.4 Patrick Mahomes	2017
66.7 Hunter Enis	1960

55.8 Steve Fuller 1979

Highest Passer Rating, Game (20 attempts)

158.3 Trent Green vs. Detroit	Dec. 14, 2003
158.3 Alex Smith at Oakland	Dec. 15, 2013
156.6 Steve Bono at Seattle	Sept. 3, 1995
154.8 Patrick Mahomes at Pittsburgh	Sept. 16, 2018
154.3 Trent Green at Washington	Sept. 30, 2001
148.6 Alex Smith at New England	Sept. 7, 2017
147.6 Bill Kenney at San Diego	Dec. 16, 1984
146.0 Joe Montana at Tampa Bay	Sept. 5, 1993

Most 100.0+ Passer Rating Games, Career

30 Len Dawson	1962-75
29 Alex Smith	2013-17
27 Trent Green	2001-06
19 Steve DeBerg	1988-91
14 Bill Kenney	1980-88

Most 100.0+ Passer Rating Games, Season

10 Steve DeBerg	1990
10 Patrick Mahomes	2018
9 Alex Smith	2017
7 Trent Green	2003
7 Trent Green	2004
6 Alex Smith	2015
6 Matt Cassel	2010

Most Passes Attempted, Career

3,696 Len Dawson	1962-75
2,777 Trent Green	2001-06
2,436 Alex Smith	2013-17
2,430 Bill Kenney	1979-88
1,751 Mike Livingston	1968-79
1,616 Steve DeBerg	1988-91

Most Passes Attempted, Season (All 500+)

603 Bill Kenney	1983
556 Trent Green	2004
547 Elvis Grbac	2000
523 Trent Green	2001
523 Trent Green	2003
520 Steve Bono	1995
508 Alex Smith	2013
507 Trent Green	2005
505 Alex Smith	2017

Most Passes Attempted, Consecutive Seasons

1,079 Trent Green (523, 556)	2003-04
1,063 Trent Green (556, 507)	2004-05
1,046 Elvis Grbac (499, 547)	1999-00
994 Alex Smith (489, 505)	2016-17
993 Trent Green (523, 470)	2001-02
993 Trent Green (470, 523)	2002-03

Most Passes Attempted, Rookie, Season

270 Steve Fuller	1979
54 Hunter Enis	1960
35 Patrick Mahomes	2017
34 Todd Blackledge	1983

Most Passes Attempted, Game (All 50+)

55 Joe Montana at San Diego	Oct. 9, 1994
55 Steve Bono at Miami	Dec. 12, 1994
54 Joe Montana at Denver	Oct. 17, 1994

54 Steve Bono at San Diego Sept. 29, 1996

53 Elvis Grbac at Oakland Nov. 5, 2000

53 Trent Green at San Diego Jan. 2, 2005

53 Matt Cassel at Denver Nov. 14, 2010

52 Bill Kenney at Denver Oct. 30, 1983

50 Bill Kenney vs. Buffalo Nov. 30, 1986

50 Steve DeBerg at Cleveland Nov. 24, 1991

50 Rich Gannon at Jacksonville Nov. 9, 1997

50 Alex Smith at Pittsburgh Oct. 2, 2016

Most Passes Completed, Career

2,115 Len Dawson	1962-75
1,720 Trent Green	2001-06
1,587 Alex Smith	2013-17
1,330 Bill Kenney	1979-88
934 Steve DeBerg	1988-91
912 Mike Livingston	1968-79

Most Passes Completed, Season (All 300+)

369 Trent Green (556 att.)	2004
346 Bill Kenney (603 att.)	1983
341 Alex Smith (505 att.)	2017
330 Trent Green (523 att.)	2003
328 Alex Smith (461 att.)	2016
326 Elvis Grbac (547 att.)	2000
317 Trent Green (507 att.)	2005
308 Alex Smith (508 att.)	2013
307 Alex Smith (470 att.)	2015
303 Alex Smith (464 att.)	2014

Most Passes Completed, Consecutive Seasons (All 600+)

699 Trent Green (330, 369)	2003-04
686 Trent Green (369, 317)	2004-05
669 Alex Smith (328, 341)	2016-17
635 Alex Smith (307, 328)	2015-16
620 Elvis Grbac (294, 326)	1999-00
617 Trent Green (287, 330)	2002-03
611 Alex Smith (308, 303)	2013-14
610 Alex Smith (303, 307)	2014-15

Most Passes Completed, Rookie, Season

146 Steve Fuller	1979
30 Hunter Enis	1960
22 Patrick Mahomes	2017
20 Todd Blackledge	1983

Most Passes Completed, Game (All 30+)

39 Elvis Grbac at Oakland	Nov. 5, 2000
37 Joe Montana at San Diego	Oct. 9, 1994
34 Joe Montana at Denver	Oct. 17, 1994
34 Trent Green at Denver	Dec. 7, 2003
34 Alex Smith vs. San Diego	Sept. 11, 2016
33 Steve Bono at Miami	Dec. 12, 1994
33 Trent Green at San Diego	Jan. 2, 2005
33 Matt Cassel at Denver	Nov. 14, 2010
33 Patrick Mahomes at L.A. Rams	Nov. 19, 2018
32 Trent Green at Tampa Bay	Nov. 7, 2004
32 Trent Green vs. Oakland	Dec. 25, 2004
31 Bill Kenney at San Diego	Dec. 11, 1983
31 Elvis Grbac vs. Carolina	Dec. 10, 2000
31 Trent Green at San Diego	Oct. 30, 2005
31 Alex Smith at Pittsburgh	Dec. 21, 2014
31 Alex Smith at Cincinnati	Oct. 4, 2015
30 Steve DeBerg vs. Cleveland	Nov. 24, 1991

30 Elvis Grbac vs. Seattle	Nov. 21, 1999
30 Alex Smith at Pittsburgh	Oct. 2, 2016

Most Consecutive Passes Completed

15 Len Dawson at Houston	Sept. 9, 1967
15 Bill Kenney vs. San Diego (13) at Washington (2)	Sept. 12, 1983 Sept. 18, 1983
15 Alex Smith at Oakland	Oct. 16, 2016
15 Alex Smith at Atlanta	Dec. 4, 2016
14 Trent Green vs. Indianapolis	Oct. 31, 2004

Most Seasons Leading League

*8 Len Dawson	1962, '64-69, '75
*NFL RECORD	

Most Consecutive Seasons Leading League

*6 Len Dawson	1964-69
*NFL RECORD	

Highest Completion Percentage, Career (1,000 attempts)

65.15 Alex Smith (2,436-1,587)	2013-17
61.94 Trent Green (1,777-1,720)	2001-06
57.97 Steve DeBerg (1,616-934)	1988-91
57.94 Elvis Grbac (1,548-897)	1997-00
57.35 Matt Cassel (1,489-854)	2009-12

Highest Completion Percentage, Season (100 attempts)

67.52 Alex Smith (505-341)	2017
67.08 Alex Smith (489-328)	2016
66.90 Patrick Mahomes (429-287)	2018
66.43 Len Dawson (140-93)	1975
66.37 Trent Green (556-369)	2004
65.32 Alex Smith (470-307)	2015
65.30 Alex Smith (464-303)	2014
63.09 Trent Green (523-330)	2003
62.52 Trent Green (507-317)	2005
62.05 Damon Huard (206-332)	2007

Highest Completion Percentage, Rookie, Season

62.86 Patrick Mahomes (35-22)	2017
58.82 Todd Blackledge (34-20)	1983
55.56 Hunter Enis (54-30)	1960
54.07 Steve Fuller (270-146)	1979

Highest Completion Percentage, Game (20 attempts)

86.36 A. Smith at Oakland (22-19)	Oct. 16, 2016
86.21 A. Smith vs. St. Louis (29-25)	Oct. 26, 2014
85.00 A. Smith at Oakland (20-17)	Dec. 15, 2013
84.00 A. Smith at Baltimore (25-21)	Dec. 20, 2015
84.00 A. Smith at Atlanta (25-21)	Dec. 4, 2016

Most Passing Yards, Career (All 10,000+)

28,507 Len Dawson	1962-75
21,459 Trent Green	2001-06
17,608 Alex Smith	2013-17
17,277 Bill Kenney	1979-88
11,873 Steve DeBerg	1988-91
11,295 Mike Livingston	1968-79
10,642 Elvis Grbac	1997-00

Most Passing Yards, Season (All 4,000+)

4,591 Trent Green	2004
4,348 Bill Kenney	1983
4,169 Elvis Grbac	2000

4,042 Alex Smith	2017
4,039 Trent Green	2003
4,014 Trent Green	2005

Most Passing Yards, Consecutive Seasons

8,630 Trent Green (4,039, 4,591)	2003-04
8,605 Trent Green (4,591, 4,014)	2004-05
7,729 Trent Green (3,690, 4,039)	2002-03
7,558 Elvis Grbac (3,389, 4,169)	1999-00
7,544 Alex Smith (3,502, 4,042)	2016-17

Most Passing Yards, Rookie, Season

1,484 Steve Fuller	1979
357 Hunter Enis	1960
284 Patrick Mahomes	2017
259 Todd Blackledge	1983

Most Passing Yards, Game (All 400+)

504 Elvis Grbac at Oakland	Nov. 5, 2000
478 Patrick Mahomes at L.A. Rams	Nov. 19, 2018
469 Matt Cassel at Denver	Nov. 14, 2010
435 Len Dawson vs. Denver	Nov. 1, 1964
411 Bill Kenney at San Diego	Dec. 11, 1983
400 Trent Green at Green Bay	Oct. 12, 2003

Most Games, 300 Yards Passing, Career

24 Trent Green	2001-06
15 Bill Kenney	1979-88
9 Len Dawson	1962-75
9 Patrick Mahomes	2017-18
8 Alex Smith	2013-17
7 Elvis Grbac	1997-00
5 Steve DeBerg	1988-91

Most Games, 300 Yards Passing, Season

9 Patrick Mahomes	2018
8 Trent Green	2004
7 Bill Kenney	1983
5 Elvis Grbac	2000
5 Trent Green	2003
5 Alex Smith	2017

Most Consecutive Games, 300 Yards Passing, Season

8 Patrick Mahomes	2018
4 Bill Kenney	1983
4 Trent Green	2004
3 Elvis Grbac	2000
2 Joe Montana	1994
2 Steve Bono	1994
2 Trent Green	2001
2 Trent Green	2002
2 Trent Green	2003

Long Pass Completion (All TDs)

*99 Trent Green vs. San Diego (to Marc Boerigter)	Dec. 22, 2002
93 Mike Livingston vs. Miami (to Otis Taylor for 79 yards, lateral to Robert Holmes for 14 yards)	Oct. 19, 1969
92 Len Dawson at Denver (to Tommy Brooker)	Nov. 18, 1962
92 Len Dawson at Oakland (to Gloster Richardson)	Nov. 3, 1968
90 Len Dawson vs. Houston (to Frank Pitts)	Nov. 17, 1968

90 Steve DeBerg vs. San Diego (to J.J. Birden)	Nov. 18, 1990
*NFL RECORD	

Most 20+ Yard Passes, Career

274 Trent Green	2001-06
215 Alex Smith	2013-17
133 Elvis Grbac	1997-00
122 Matt Cassel	2009-12
73 Steve DeBerg	1990-91
68 Joe Montana	1993-94

Most 20+ Yard Passes, Season

63 Patrick Mahomes	2018
59 Trent Green	2004
55 Elvis Grbac	2000
54 Trent Green	2003
52 Alex Smith	2017
51 Trent Green	2001
51 Trent Green	2005

Most 20+ Yard Passes, Game

9 Matt Cassel at Denver	Nov. 14, 2010
9 Patrick Mahomes at L.A. Rams	Nov. 19, 2018
7 Dave Krieg at L.A. Raiders	Dec. 6, 1992
7 Rich Gannon at San Diego	Nov. 22, 1998
7 Elvis Grbac at Oakland	Nov. 5, 2000
7 Trent Green at Arizona	Oct. 21, 2001
7 Trent Green vs. Indianapolis	Oct. 31, 2004
7 Alex Smith at New York Jets	Dec. 3, 2017
7 Patrick Mahomes at Cleveland	Nov. 4, 2018
6 14 times; Last P. Mahomes at DEN	Oct. 1, 2018

Most Seasons Leading League

3 Len Dawson	1962, '66, '69
--------------	----------------

Highest Passing Average, Career (1,000 attempts)

7.73 Trent Green (2,777-21,459)	2001-06
7.71 Len Dawson (3,696-28,507)	1962-75
7.35 Steve DeBerg (1,616-11,873)	1988-91
7.23 Alex Smith (2,436-17,608)	2013-17
7.11 Bill Kenney (2,430-17,277)	1979-88
6.88 Elvis Grbac (1,548-10,643)	1997-00

Highest Passing Average, Season (Qualifiers: 224 attempts/16 G)

9.42 Len Dawson (224-2,109)	1968
9.14 Patrick Mahomes (429-3,923)	2018
8.90 Len Dawson (310-2,759)	1962
8.90 Len Dawson (284-2,527)	1966

Highest Passing Average, Game (20 attempts)

15.76 S. DeBerg at New England (21-331)	Dec. 2, 1990
14.35 A. Smith at Oakland (20-287)	Dec. 15, 2013
13.90 T. Green vs. Denver (21-292)	Dec. 16, 2001
12.82 L. Dawson vs. Denver (22-282)	Dec. 19, 1965

Most Seasons Leading League

*4 Len Dawson	1962, '63, '65, '66
*NFL RECORD	

Most Touchdown Passes, Career

237 Len Dawson	1962-75
118 Trent Green	2001-06
105 Bill Kenney	1979-88
102 Alex Smith	2013-17

67 Steve DeBerg	1988-91
-----------------	---------

Most Touchdown Passes, Season

41 Patrick Mahomes	2018
30 Len Dawson	1964
29 Len Dawson	1962
28 Elvis Grbac	2000
27 Trent Green	2004
27 Matt Cassel	2010
26 Len Dawson	1963, '66
26 Trent Green	2002
26 Alex Smith	2017

Most Touchdown Passes, Consecutive Seasons

56 Len Dawson (26, 30)	1963-64
55 Len Dawson (29, 26)	1962-63
51 Len Dawson (30, 21)	1964-65
51 Trent Green (24, 27)	2003-04
50 Elvis Grbac (22, 28)	1999-00
50 Len Dawson (26, 24)	1966-67
50 Trent Green (26, 24)	2002-03

Most Touchdown Passes, Rookie, Season

6 Steve Fuller	1979
3 Todd Blackledge	1983
1 Hunter Enis	1960

Most Touchdown Passes, Game

6 Len Dawson vs. Denver	Nov. 1, 1964
6 Patrick Mahomes	2 times
Last; at L.A. Rams	Nov. 19, 2018
5 Len Dawson	2 times
Last; vs. Miami	Oct. 8, 1967
5 Elvis Grbac vs. San Diego	Sept. 17, 2000
5 Trent Green vs. Miami	Sept. 29, 2002
5 Alex Smith at Oakland	Dec. 15, 2013
4 Len Dawson	6 times
Last; at Baltimore	Sept. 28, 1970
4 Bill Kenney	4 times
Last; at Chicago	Nov. 1, 1987
4 Trent Green at Cleveland	Dec. 3, 2006
4 Matt Cassel	2 times
Last; at Indianapolis	Oct. 9, 2011
4 Alex Smith	2 times
Last; at New York Jets	Dec. 3, 2017
4 Patrick Mahomes	5 times
Last; at Oakland	Dec. 2, 2018

Most Consecutive Games, Touchdown Passes

15 Elvis Grbac	Nov. 28, 1999 - Nov. 12, 2000
14 Len Dawson	Oct. 3, 1965 - Oct. 8, 1966
12 Len Dawson	Sept. 8, 1962 - Dec. 2, 1962
12 Trent Green	Nov. 28, 2001 - Oct. 20, 2002

Most Consecutive Passes, None Intercepted

312 Alex Smith	2015
297 Alex Smith	2016-17
233 Steve DeBerg	1990
202 Rich Gannon	1997-98
187 Patrick Mahomes	2017-18

Most Passes Had Intercepted, Career

178 Len Dawson	1962-75
86 Bill Kenney	1979-88
85 Trent Green	2001-06

83 Mike Livingston	1968-79
50 Steve DeBerg	1988-91

Most Attempts, No Interceptions, Game (All 40+)

53 Matt Cassel at Denver	Nov. 14, 2010
47 Trent Green at Denver	Dec. 7, 2003
45 Patrick Mahomes	Oct. 1, 2018
45 Alex Smith at Cincinnati	Oct. 4, 2015
45 Bill Kenney at L.A. Raiders	Oct. 9, 1983
45 Steve DeBerg at Denver	Sept. 17, 1990
45 Trent Green at Green Bay	Oct. 12, 2003
45 Alex Smith at Denver	Nov. 17, 2013
45 Alex Smith at Pittsburgh	Dec. 21, 2014
44 Alex Smith at Denver	Nov. 27, 2016
43 Bill Kenney at Houston	Oct. 23, 1983
43 Rich Gannon at Denver	Dec. 6, 1998
43 Trent Green at Denver	Dec. 15, 2002
43 Trent Green at San Diego	Oct. 30, 2005
43 Matt Cassel vs. Buffalo	Dec. 13, 2009
42 Trent Green vs. Cleveland	Nov. 9, 2003
42 Trent Green at Cincinnati	Nov. 16, 2003
42 Alex Smith at Denver	Sept. 14, 2014
41 Todd Blackledge vs. Houston	Nov. 11, 1984
41 Steve Bono vs. San Diego	Oct. 9, 1995
41 Rich Gannon vs. Dallas	Dec. 13, 1998
41 Tyler Thigpen at San Diego	Nov. 9, 2008
40 Steve Bono vs. New England	Oct. 15, 1995
40 Elvis Grbac vs. San Diego	Oct. 16, 1997
40 Elvis Grbac vs. Oakland	Oct. 15, 2000

Most Passes Had Intercepted, Season

24 Trent Green	2001
23 Cotton Davidson	1961
19 Len Dawson	1963
19 Bill Kenney	1983
17 Len Dawson	1962, '67
17 Trent Green	2004

Most Passes Had Intercepted, Rookie, Season

14 Steve Fuller	1979
2 Hunter Enis	1960
2 Brodie Croyle	2006
1 Tyler Thigpen	2007
1 Patrick Mahomes	2017
0 Todd Blackledge	1983

Most Interceptions, Game

6 Todd Blackledge vs. L.A. Rams	Oct. 20, 1985
5 Cotton Davidson at Houston	Oct. 16, 1960
5 Len Dawson vs. Oakland	Nov. 23, 1969
5 Mike Livingston vs. Pittsburgh	Oct. 13, 1974
5 Bill Kenney vs. San Diego	Sept. 20, 1981
5 Steve DeBerg at San Diego	Sept. 24, 1989

Lowest Percentage, Passes Had Intercepted, Career (1,000 att)

1.35 Alex Smith (2,436-33)	2013-17
2.96 Matt Cassel (1,489-44)	2009-12
3.04 Elvis Grbac (1,548-47)	1997-00
3.09 Steve DeBerg (1,616-50)	1988-91
3.54 Bill Kenney (2,430-85)	1979-88

Lowest Percentage, Passes Had Intercepted, Season (300 att)

0.90 Steve DeBerg (444-4)	1990
---------------------------	------

0.99 Alex Smith (505-5)	2017
1.29 Alex Smith (464-6)	2014
1.38 Alex Smith (508-7)	2013
1.49 Alex Smith (470-7)	2015
1.56 Matt Cassel (450-7)	2010
1.64 Alex Smith (489-8)	2016
1.69 Rich Gannon (354-6)	1998
1.83 Joe Montana (493-9)	1994

Times Sacked

195.0 Bill Kenney	1979-88
192.0 Alex Smith	2013-17
173.0 Trent Green	2001-06
133.0 Mike Livingston	1968-79
120.0 Steve Fuller	1979-82
109.0 Matt Cassel	2009-12
90.0 Len Dawson	1962-75

Times Sacked, Season

49.0 Steve Fuller	1980
48.0 Dave Krieg	1992
45.0 Alex Smith	2014
45.0 Alex Smith	2015
42.0 Matt Cassel	2009
41.0 Bill Kenney	1983
39.0 Trent Green	2001
39.0 Alex Smith	2013

Times Sacked, Game

10.0 Steve Fuller vs. Baltimore	Nov. 2, 1980
8.0 Steve Fuller at Pittsburgh	Dec. 5, 1982

Pass Receiving

Most Seasons Leading League

1 MacArthur Lane (66 recs.)	1976
1 Tony Gonzalez (102 recs.)	2004

Most Pass Receptions, Career

916 Tony Gonzalez	1997-08
532 Dwayne Bowe	2007-14
416 Henry Marshall	1976-87
410 Otis Taylor	1965-75
391 Chris Burford	1960-67

Most Seasons, 50 or More Pass Receptions

11 Tony Gonzalez	1998-08
6 Dwayne Bowe	2007-08, 2010-13
5 Kimble Anders	1994-98
5 Eddie Kennison	2002-06
4 Chris Burford	1961, '63-64, '66
4 Otis Taylor	1966-67, '71-72
4 Travis Kelce	2014-17
3 Carlos Carson	1983-84, '87
3 Stephon Paige	1986, '88, '90
3 Derrick Alexander	1998-00
3 Priest Holmes	2001-03

Most Pass Receptions, Season (All 80+)

102 Tony Gonzalez	2004
99 Tony Gonzalez	2007
96 Tony Gonzalez	2008
93 Tony Gonzalez	2000
87 Jeremy Maclin	2015
86 Dwayne Bowe	2008

85 Travis Kelce	2016
83 Travis Kelce	2017
81 Dwayne Bowe	2011
80 Carlos Carson	1983

Most Pass Receptions, Consecutive Seasons

195 Tony Gonzalez (99, 96)	2007-08
180 Tony Gonzalez (102, 78)	2004-05
173 Tony Gonzalez (71, 102)	2003-04
172 Tony Gonzalez (73, 99)	2006-07
169 Tony Gonzalez (76, 93)	1999-00

Most Pass Receptions, Game (All 10+)

14 Tony Gonzalez at San Diego	Jan. 2, 2005
13 Dwayne Bowe at Denver	Nov. 14, 2010
13 Dwayne Bowe at Seattle	Nov. 28, 2010
12 Ed Podolak vs. Denver	Oct. 7, 1973
12 Travis Kelce at Oakland	Dec. 2, 2018
11 Chris Burford at Buffalo	Sept. 22, 1963
11 Emile Harry at Cleveland	Nov. 24, 1991
11 Kimble Anders vs. N.Y. Giants	Sept. 10, 1995
11 Tony Gonzalez at New England	Dec. 4, 2000
11 Dante Hall at Denver	Dec. 7, 2003
11 Tony Gonzalez vs. Oakland	Dec. 25, 2004
11 Jeremy Maclin at Cincinnati	Oct. 4, 2015
11 Travis Kelce vs. Denver	Dec. 25, 2016
10 Chris Burford at Boston	Oct. 12, 1962
10 Chris Buford vs. Buffalo	Oct. 13, 1963
10 Frank Jackson at N.Y. Jets	Nov. 29, 1964
10 Chris Burford at Boston	Sept. 25, 1966
10 Otis Taylor vs. Cincinnati	Oct. 15, 1972
10 Ed Podolak at Houston	Sept. 29, 1974
10 Stephone Paige at Denver	Sept. 17, 1990
10 J.J. Birden at Miami	Dec. 12, 1994
10 Kimble Anders vs. Denver	Nov. 16, 1998
10 Tony Gonzalez at Denver	Sept. 24, 2000
10 Tony Gonzalez vs. Carolina	Dec. 10, 2000
10 Tony Gonzalez vs. Cincinnati	Sept. 10, 2006
10 Tony Gonzalez vs. Green Bay	Nov. 4, 2007
10 Tony Gonzalez vs. San Diego	Dec. 2, 2007
10 Tony Gonzalez at Detroit	Dec. 23, 2007
10 Tony Gonzalez at San Diego	Nov. 9, 2008
10 Tony Gonzalez vs. Buffalo	Nov. 23, 2008
10 Dwayne Bowe at Cincinnati	Dec. 28, 2008
10 Tyreek Hill at Carolina	Nov. 13, 2016
10 Albert Wilson at Denver	Dec. 31, 2017
10 Tyreek Hill at L.A. Rams	Nov. 19, 2018
10 Travis Kelce at L.A. Rams	Nov. 19, 2018

Most Pass Receptions, Half

11 T. Gonzalez (2nd) at San Diego	Jan. 2, 2005
10 E. Harry (2nd) at Cleveland	Nov. 24, 1991
9 C. Burford (2nd) vs. Buffalo	Oct. 13, 1963
9 K. Anders (2nd) vs. N.Y. Giants	Sept. 10, 1995
9 T. Gonzalez (1st) vs. Oakland	Dec. 25, 2004

Most Consecutive Games, Pass Receptions

131 Tony Gonzalez	Dec. 4, 2000 - Dec. 28, 2008
83 Stephone Paige	Nov. 17, 1985 - Sept. 29, 1991
75 Travis Kelce	Sept. 7, 2014 - Dec. 2, 2018
55 Eddie Kennison	Dec. 9, 2001 - Oct. 2, 2005
48 Priest Holmes	Sept. 9, 2001 - Sept. 19, 2004

Most Receptions, Running Back, Career

369 Kimble Anders	1991-00
-------------------	---------

288 Ed Podolak	1969-77
285 Jamaal Charles	2008-16
251 Priest Holmes	2001-07
197 Abner Haynes	1960-64

Most Receptions, Running Back, Season

74 Priest Holmes	2003
70 Priest Holmes	2002
70 Jamaal Charles	2013
67 Kimble Anders	1994
66 MacArthur Lane	1976

Most Receptions, Tight End, Career

916 Tony Gonzalez	1997-08
386 Travis Kelce	2013-18
198 Fred Arbanas	1962-70
163 Walter White	1975-79
135 Jonathan Hayes	1985-93
111 Keith Cash	1992-96

Most Pass Receptions, Tight End, Season

102 Tony Gonzalez	2004
99 Tony Gonzalez	2007
96 Tony Gonzalez	2008
93 Tony Gonzalez	2000
85 Travis Kelce	2016

Most Pass Receptions, Rookie, Season

70 Dwayne Bowe	2007
61 Tyreek Hill	2016
55 Abner Haynes (RB)	1960
53 Kareem Hunt (RB)	2017
48 Sylvester Morris	2000

Most Receiving Yards, Career (All 6,000+)

10,940 Tony Gonzalez	1997-08
7,306 Otis Taylor	1965-75
7,155 Dwayne Bowe	2007-14
6,454 Henry Marshall	1976-87
6,360 Carlos Carson	1980-89
6,341 Stephone Paige	1983-91

Most Seasons, 1,000 or More Receiving Yards

4 Tony Gonzalez	2000, 2004, 2007-08
3 Carlos Carson	1983-84, '87
3 Dwayne Bowe	2008, 2010-11
3 Travis Kelce	2016-18
2 Otis Taylor	1966, '71
2 Eddie Kennison	2004-05
2 Tyreek Hill	2017-18
1 Stephone Paige	1990
1 Andre Rison	1997
1 Derrick Alexander	2000
1 Jeremy Maclin	2015

Most Receiving Yards, Season (All 1,000+)

1,391 Derrick Alexander	2000
1,351 Carlos Carson	1983
1,297 Otis Taylor	1966
1,258 Tony Gonzalez	2004
1,203 Tony Gonzalez	2000
1,183 Tyreek Hill	2017
1,172 Tony Gonzalez	2007
1,162 Dwayne Bowe	2010
1,159 Dwayne Bowe	2011

1,125	Travis Kelce	2016
1,119	Tyreek Hill	2018
1,110	Otis Taylor	1971
1,102	Eddie Kennison	2005
1,092	Andre Rison	1997
1,086	Eddie Kennison	2004
1,082	Travis Kelce	2018
1,078	Carlos Carson	1984
1,058	Tony Gonzalez	2008
1,044	Carlos Carson	1987
1,038	Travis Kelce	2017
1,034	Jeremy Maclin	2015
1,022	Dwayne Bowe	2008
1,021	Stephone Paige	1990

Most Receiving Yards, Consecutive Seasons

2,429	Carlos Carson (1,351, 1,078)	1983-84
2,321	Dwayne Bowe (1,162, 1,159)	2010-11
2,255	Otis Taylor (1,297, 958)	1966-67
2,230	Tony Gonzalez (1,172, 1,058)	2007-08
2,223	Derrick Alexander (832, 1,391)	1999-00
2,188	Eddie Kennison (1,086, 1,102)	2004-05

Most Receiving Yards, Game

309	Stephone Paige vs. San Diego	Dec. 22, 1985	(8 Receptions)
215	Tyreek Hill at L.A. Rams	Nov. 19, 2018	(10 Receptions)
213	Curtis McClinton vs. Denver	Dec. 19, 1965	(5 Receptions)
210	Larry Brunson vs. San Diego	Nov. 10, 1974	(9 Receptions)
206	Stephone Paige at Denver	Sept. 17, 1990	(10 Receptions)
197	Carlos Carson at San Diego	Oct. 25, 1987	(9 Receptions)

Most Games, 100 or More Receiving Yards, Career

26	Tony Gonzalez	1997-08
19	Otis Taylor	1965-75
18	Carlos Carson	1980-88
17	Eddie Kennison	2001-07
17	Travis Kelce	2013-18
15	Dwayne Bowe	2007-14

Most Games, 100 or More Receiving Yards, Season

6	Otis Taylor	1966
6	Carlos Carson	1983
6	Derrick Alexander	2000
6	Tony Gonzalez	2000
6	Tony Gonzalez	2004
6	Travis Kelce	2016
5	Eddie Kennison	2004
5	Eddie Kennison	2005
5	Tony Gonzalez	2007
5	Dwayne Bowe	2010
5	Travis Kelce	2018

Most Consecutive Games, 100 or More Receiving Yards, Season

4	Tony Gonzalez	2000
4	Travis Kelce	2016
3	Frank Jackson	1964
3	Otis Taylor	1966
3	Willie Davis	1992

3	Dwayne Bowe	2010
---	-------------	------

Longest Pass Receptions (All TDs)

*99	Marc Boerigter vs. San Diego	
	(from Trent Green)	Dec. 22, 2002
92	Tommy Brooker at Denver	
	(from Len Dawson)	Nov. 18, 1962
92	Gloster Richardson at Oakland	
	(from Len Dawson)	Nov. 3, 1968
90	Frank Pitts vs. Boston	
	(from Len Dawson)	Nov. 17, 1968
90	J.J. Birden vs. San Diego	
	(from Steve DeBerg)	Nov. 18, 1990
89	Otis Taylor vs. Miami	
	(from Len Dawson)	Nov. 13, 1966
86	Stephone Paige vs. New England	
	(from Steve DeBerg)	Dec. 2, 1990
86	Derrick Alexander at Chicago	
	(from Elvis Grbac)	Sept. 12, 1999
*NFL RECORD		

Most Receiving Yards, Running Back, Career

2,829	Kimble Anders	1991-00
2,739	Abner Haynes	1960-65
2,457	Jamaal Charles	2008-16
2,456	Ed Podolak	1969-77
2,377	Priest Holmes	2001-07

Most Receiving Yards, Running Back, Season

693	Jamaal Charles	2013
690	Priest Holmes	2003
672	Priest Holmes	2002
614	Priest Holmes	2001
590	Curtis McClinton	1965

Most Receiving Yards, Running Back, Game

213	Curtis McClinton vs. Denver	Dec. 19, 1965
195	Jamaal Charles at Oakland	Dec. 15, 2013
149	Abner Haynes vs. San Diego	Oct. 20, 1963
130	Johnny Robinson vs. Buffalo	Dec. 18, 1960
129	Spencer Ware vs. San Diego	Sept. 11, 2016
127	Abner Haynes at N.Y. Titans	Dec. 3, 1961

Most Games, 100 or More Receiving Yards, RB, Career

5	Abner Haynes	1960-65
5	Priest Holmes	2001-07
3	Johnny Robinson	1960-71
3	Paul Palmer	1987-88
2	Curtis McClinton	1962-69
2	Larry Johnson	2003-09
2	Jamaal Charles	2008-16

Most Games, 100 or More Receiving Yards, RB, Season

3	Paul Palmer	1988
2	Johnny Robinson	1960
2	Abner Haynes	1964
2	Priest Holmes	2001

Most Receiving Yards, Tight End, Career (All 1,000+)

10,940	Tony Gonzalez	1997-08
4,982	Travis Kelce	2013-18
3,101	Fred Arbanas	1962-70
2,396	Walter White	1975-79

1,541 Jonathan Hayes	1985-93
1,046 Keith Cash	1992-96
1,009 Tony Moeaki	2010-12

Most Receiving Yards, Tight End, Season

1,258 Tony Gonzalez	2004
1,203 Tony Gonzalez	2000
1,172 Tony Gonzalez	2007
1,125 Travis Kelce	2016
1,082 Travis Kelce	2018
1,058 Tony Gonzalez	2008

Most Receiving Yards, Tight End, Game

168 Travis Kelce at Oakland	Dec. 2, 2018
160 Travis Kelce vs. Denver	Dec. 25, 2016
147 Tony Gonzalez at New England	Dec. 4, 2000
144 Tony Gonzalez at San Diego	Jan. 2, 2005
140 Tony Gonzalez vs. Miami	Sept. 29, 2002
140 Tony Gonzalez vs. San Diego	Dec. 2, 2007
140 Travis Kelce at Atlanta	Dec. 4, 2016

Most Receiving Yards, Rookie, Season

995 Dwayne Bowe	2007
789 Chris Burford	1960
678 Sylvester Morris	2000
611 Johnny Robinson (RB)	1960
593 Tyreek Hill	2016
576 Abner Haynes (RB)	1960

Highest Receiving Average, Career (200 receptions)

18.12 Carlos Carson (351-6,360)	1980-89
17.82 Otis Taylor (410-7,306)	1965-75
17.30 Derrick Alexander (213-3,685)	1998-01
16.82 Stephone Paige (377-6,341)	1983-91
16.29 Eddie Kennison (321-5,230)	2001-07

Highest Receiving Average, Season (24 receptions)

22.36 Otis Taylor (58-1,297)	1966
21.93 Stephone Paige (43-943)	1985
21.83 Frank Pitts (30-655)	1968

Highest Receiving Average, Game (3 receptions)

42.60 C. McClinton vs. Denver (5-213)	Dec. 19, 1965
40.00 J. Robinson vs. N.Y. Titans (3-120)	Oct. 2, 1960
39.67 Otis Taylor at Denver (3-119)	Dec. 14, 1968

Most Receiving Touchdowns, Career

76 Tony Gonzalez	1997-08
57 Otis Taylor	1965-75
55 Chris Burford	1960-67
49 Stephone Paige	1983-91
44 Dwayne Bowe	2007-14

Most Receiving Touchdowns, Season

15 Dwayne Bowe	2010
12 Chris Burford	1962
11 Otis Taylor	1967
11 Stephone Paige	1986
11 Tony Gonzalez	1999
11 Tyreek Hill	2018
10 Stephone Paige	1985
10 Derrick Alexander	2000
10 Tony Gonzalez	2003
10 Tony Gonzalez	2008

Most Receiving Touchdowns, Consecutive Seasons

21 Chris Burford (12, 9)	1962-63
21 Stephone Paige (10, 11)	1985-86
20 Tony Gonzalez (11, 9)	1999-00
20 Dwayne Bowe (15, 5)	2010-11
19 Otis Taylor (8, 11)	1966-67
19 Dwayne Bowe (4, 15)	2009-10

Most Receiving Touchdowns, Rookie, Season

6 Fred Arbanas	1962
6 Stephone Paige	1983
6 Tyreek Hill	2016
5 Chris Burford	1960
5 Otis Taylor	1965
5 Bill Jones	1990
5 Tim Barnett	1991
5 Dwayne Bowe	2007

Most Receiving Touchdowns, Game

4 Frank Jackson at San Diego	Dec. 13, 1964
4 Jamaal Charles at Oakland	Dec. 15, 2013
3 Chris Burford at Oakland	Sept. 23, 1962
3 Chris Burford at Boston	Sept. 25, 1966
3 Otis Taylor at Denver	Dec. 17, 1967
3 Otis Taylor at N.Y. Jets	Nov. 16, 1969
3 Sylvester Morris vs. San Diego	Sept. 17, 2000
3 Tony Gonzalez vs. Miami	Sept. 29, 2002
3 Dwayne Bowe at Seattle	Nov. 28, 2010
3 Tyreek Hill at New England	Oct. 14, 2018

Most Consecutive Games, Touchdown Receptions

7 Dwayne Bowe	Oct. 17, 2010 - Nov. 28, 2010
5 Chris Burford	Sept. 8, 1962 - Oct. 12, 1962
5 Otis Taylor	Oct. 23, 1966 - Nov. 20, 1966
4 Curtis McClinton	Sept. 11, 1966 - Oct. 2, 1966
4 Willie Frazier	Sept. 17, 1972 - Oct. 8, 1972
4 Otis Taylor	Sept. 25, 1972 - Oct. 15, 1972
4 Tony Gonzalez	Sept. 24, 2000 - Oct. 22, 2000
4 Tony Gonzalez	Dec. 7, 2008 - Dec. 28, 2008

Highest TD Catch Percentage, Season (20 recs.)

40.0 Marc Boerigter (20 recs., 8 TDs)	2002
33.3 Chris Burford (45 recs., 12 TDs)	1962
27.3 Gloster Richardson (22 recs., 6 TDs)	1968
25.0 Fred Arbanas (20 recs., 5 TDs)	1967
23.5 Fred Arbanas (34 recs., 8 TDs)	1964

Most 20+ Yard Receptions, Career

130 Tony Gonzalez	1997-08
101 Dwayne Bowe	2007-14
81 Eddie Kennison	2001-07
74 Travis Kelce	2013-18
64 Derrick Alexander	1998-01
53 Willie Davis	1991-95

Most 20+ Yard Receptions, Season

24 Derrick Alexander	2000
20 Derrick Alexander	1998
19 Tony Gonzalez	2004
19 Dwayne Bowe	2010
19 Dwayne Bowe	2011
19 Travis Kelce	2017
18 Eddie Kennison	2004

Most 20+ Yard Receptions, Game

5 Derrick Alexander at San Diego	Nov. 22, 1998
----------------------------------	---------------

5 Tyreek Hill at Los Angeles Chargers	Sept. 9, 2018
5 Tyreek Hill at Los Angeles Rams	Nov. 19, 2018
4 Derrick Alexander vs. St. Louis	Oct. 22, 2000
4 Eddie Kennison vs. Jacksonville	Dec. 31, 2006
4 Dwayne Bowe at Denver	Nov. 14, 2010
4 Travis Kelce at Oakland	Dec. 2, 2018
3 40 times; Last, Kareem Hunt at New England	Oct. 14, 2018

Total Yards From Scrimmage

Most Attempts From Scrimmage, Career

1,617 Jamaal Charles (1,332 rush, 285 rec.)	2008-16
1,572 Priest Holmes (1,321 rush, 251 rec.)	2001-07
1,526 Larry Johnson (1,375 rush, 151 rec.)	2003-09
1,445 Ed Podolak (1,157 rush, 288 rec.)	1969-77
1,288 Christian Okoye (1,246 rush, 42 rec.)	1987-92
1,073 Marcus Allen (932 rush, 141 rec.)	1993-97

Most Attempts From Scrimmage, Season

457 Larry Johnson (416 rush, 41 rec.)	2006
394 Priest Holmes (320 rush, 74 rec.)	2003
389 Priest Holmes (327 rush, 62 rec.)	2001
383 Priest Holmes (313 rush, 70 rec.)	2002
372 Christian Okoye (370 rush, 2 rec.)	1989

Most Attempts From Scrimmage, Game

41 (39 rush, 2 rec.) L. Johnson vs. Seattle	Oct. 29, 2006
39 (33 rush, 6 rec.) J. Charles at New Orleans	Sept. 23, 2012
38 (38 rush, 0 rec.) C. Okoye at Green Bay	Dec. 10, 1989
38 (33 rush, 5 rec.) L. Johnson vs. JAX	Dec. 31, 2006
37 (37 rush, 0 rec.) C. Okoye vs. Seattle	Nov. 5, 1989
37 (36 rush, 1 rec.) L. Johnson at Houston	Nov. 20, 2005

Most Yards From Scrimmage, Career

10,954 Tony Gonzalez (14 rush, 10,940 rec.)	1997-08
9,717 Jamaal Charles (7,260 rush, 2,457 rec.)	2008-16
8,447 Priest Holmes (6,070 rush, 2,377 rec.)	2001-07
7,467 Otis Taylor (161 rush, 7,306 rec.)	1965-75
7,384 Larry Johnson (6,015 rush, 1,369 rec.)	2003-09

Most Yards From Scrimmage, Season

2,287 Priest Holmes (1,615 rush, 672 rec.)	2002
2,199 Larry Johnson (1,789 rush, 410 rec.)	2006
2,169 Priest Holmes (1,555 rush, 614 rec.)	2001
2,110 Priest Holmes (1,420 rush, 690 rec.)	2003
2,093 Larry Johnson (1,750 rush, 343 rec.)	2005

Most Yards From Scrimmage, Game

309 Stephone Paige vs. San Diego (0 rush, 309 rec.)	Dec. 22, 1985
307 Priest Holmes at Seattle (197 rush, 110 rec.)	Nov. 24, 2002
288 Jamaal Charles at New Orleans (233 rush, 55 rec.)	Sept. 23, 2012
277 Priest Holmes at Oakland (168 rush, 109 rec.)	Dec. 9, 2001
262 Jamaal Charles at Denver (259 rush, 3 rec.)	Jan. 3, 2009

Yards Per Touch Average, RB, Career (350 touches)

6.60 Abner Haynes (993-6,553)	1960-64
6.57 Jamaal Charles (1,668-10,963)	2008-16
5.89 Kimble Anders (864-5,890)	1991-00
5.53 Curtis McClinton (916-5,069)	1962-69

5.48 Tony Reed (651-3,566)	1977-80
----------------------------	---------

Yards Per Touch Average, RB, Season (200 touches)

7.0 Jamaal Charles (275-1,935)	2010
6.9 Abner Haynes (211-1,451)	1960
6.6 Abner Haynes (213-1,399)	1961
6.2 Abner Haynes (260-1,622)	1962
6.2 Jamaal Charles (230-1,417)	2009

Combined Yardage

Most Combined Attempts, Career (All 1,000+)

1,668 Jamaal Charles	2008-16
1,572 Priest Holmes	2001-07
1,569 Ed Podolak	1969-77
1,526 Larry Johnson	2003-09
1,289 Christian Okoye	1987-92
1,114 Abner Haynes	1960-65

Most Combined Attempts, Season (All 300+)

457 Larry Johnson	2006
394 Priest Holmes	2003
389 Priest Holmes	2001
383 Priest Holmes	2002
372 Christian Okoye	1989
329 Jamaal Charles	2013
325 Kareem Hunt	2017
320 Jamaal Charles	2012

Most Combined Attempts, Game

41 Larry Johnson vs. Seattle	Oct. 29, 2006
39 Jamaal Charles at New Orleans	Sept. 23, 2012
38 Christian Okoye at Green Bay	Dec. 10, 1989
38 Larry Johnson vs. Jacksonville	Dec. 31, 2006
37 Christian Okoye vs. Seattle	Nov. 5, 1989
37 L. Johnson at Houston	Nov. 20, 2005
36 Abner Haynes at Denver	Oct. 30, 1960
36 Derrick Blaylock at New Orleans	Nov. 14, 2004
36 L. Johnson vs. New England	Nov. 27, 2005
36 L. Johnson vs. San Diego	Dec. 24, 2005

Most Combined Yards, Career (All 7,500+)

12,356 Dante Hall	2000-06
10,963 Tony Gonzalez	1997-08
10,963 Jamaal Charles	2008-16
8,447 Abner Haynes	1960-65
8,447 Priest Holmes	2001-07
8,343 Ed Podolak	1969-77
7,677 Carlos Carson	1980-89

Most Combined Yards, Season

2,446 Dante Hall	2003
2,342 Jamaal Charles	2009
2,287 Priest Holmes	2002
2,236 Dante Hall	2004
2,283 Dante Hall	2005

Most Combined Yards, Game

309 Stephone Paige vs. San Diego	Dec. 22, 1985
307 Priest Holmes at Seattle	Nov. 24, 2002
296 Dante Hall at Denver	Dec. 7, 2003
290 Noland Smith at San Diego	Oct. 15, 1967
288 Jamaal Charles at New Orleans	Sept. 23, 2012

Punting

Most Seasons Leading League

*4 Jerrel Wilson 1965, '68, '72-73

*NFL RECORD

1 Bob Grupp	1979
1 Jim Arnold	1984

Most Punts, Career

1,065 Dustin Colquitt	2005-18
1,018 Jerrel Wilson	1963-77
421 Louie Aguiar	1994-98
284 Jim Arnold	1983-85
272 Bryan Barker	1990-93

Most Punts, Season

101 Daniel Pope	1999
99 Lewis Colbert	1986
98 Jim Arnold	1984
96 Dustin Colquitt	2009
95 Dustin Colquitt	2007

Most Punts, Game

11 Bob Grupp vs. Baltimore	Sept. 2, 1979
11 Jim Arnold at San Francisco	Nov. 17, 1985
11 Kelly Goodburn vs. Cleveland	Nov. 19, 1989
11 Louie Aguiar vs. San Diego	Nov. 13, 1994
11 Dustin Colquitt at Chicago	Dec. 4, 2011
10 Jerrel Wilson at N.Y. Jets	Sept. 18, 1965
10 Jerrel Wilson vs. Denver	Oct. 6, 1974
10 Kelly Goodburn at N.Y. Jets	Oct. 2, 1988
10 Todd Sauerbrun at San Diego	Nov. 26, 2000
10 Dustin Colquitt at N.Y. Jets	Dec. 30, 2007
10 Dustin Colquitt at Jacksonville	Sept. 8, 2013

Longest Punt (All 70+)

81 Dustin Colquitt vs. San Diego	Dec. 2, 2007
77 Dustin Colquitt at Denver	Dec. 31, 2017
76 Dan Stryzinski vs. Oakland	Sept. 9, 2001
74 Bob Grupp vs. San Diego	Nov. 4, 1979
73 Dustin Colquitt vs. Oakland	Sept. 14, 2008
72 Jerrel Wilson at San Diego	Sept. 29, 1963
72 Dustin Colquitt at Oakland	Dec. 23, 2006
72 Dustin Colquitt at St. Louis	Dec. 19, 2010
71 Dustin Colquitt at Oakland	Dec. 16, 2012
70 Jerrel Wilson at Denver	Oct. 11, 1964
70 Jerrel Wilson vs. Buffalo	Oct. 18, 1964
70 Jerrel Wilson vs. Houston	Nov. 28, 1968
70 Dustin Colquitt at Jacksonville	Nov. 8, 2009

Most Punting Yards, Career

47,781 Dustin Colquitt	2005-18
44,218 Jerrel Wilson	1963-77
17,930 Louie Aguiar	1994-98
11,934 Jim Arnold	1983-85
11,267 Bryan Barker	1990-93

Most Punting Yards, Season

4,397 Jim Arnold	1984
4,361 Dustin Colquitt	2009
4,322 Dustin Colquitt	2007
4,218 Daniel Pope	1999
4,084 Dustin Colquitt	2011

Highest Punting Average, Career (200 punts)

44.86 Dustin Colquitt (1,065-47,781)	2005-18
43.44 Jerrel Wilson (1,018-44,218)	1963-77
42.59 Louie Aguiar (421-17,930)	1994-98
42.02 Jim Arnold (284-11,934)	1983-85

Highest Punting Average, Season (50 punts)

46.83 Dustin Colquitt (83-3,887)	2012
46.03 Dustin Colquitt (87-4,005)	2013
45.89 Dustin Colquitt (89-4,084)	2011
45.70 Dustin Colquitt (65-2,971)	2015
45.53 Jerrel Wilson (80-3,642)	1973
45.49 Dustin Colquitt (95-4,322)	2007

Highest Punting Average, Game (4 punts)

57.20 Dustin Colquitt vs. San Diego (5-286)	Oct. 31, 2011
56.40 Jerrel Wilson vs. Boston (5-282)	Oct. 11, 1970
55.60 Louie Aguiar at Arizona (5-278)	Oct. 1, 1995
54.75 Jerrel Wilson vs. Boston (4-129)	Oct. 3, 1965

Highest Net Punting Average, Career (200 Punts)

39.75 Dustin Colquitt	2005-18
35.48 Louie Aguiar	1994-98
35.42 Jerrel Wilson	1963-77
35.13 Bob Grupp	1979-81
34.82 Bryan Barker	1990-93

Highest Net Punting Average, Season (50 Punts)

41.11 Dustin Colquitt	2017
40.84 Dustin Colquitt	2015
40.78 Dustin Colquitt	2009
40.78 Dustin Colquitt	2012
40.66 Dustin Colquitt	2016

Highest Net Punting Average, Game (4 Punts)

52.50 Dustin Colquitt vs. Denver	Sept. 15, 2015
52.20 Dustin Colquitt at L.A. Chargers	Sept. 9, 2018
52.00 Dustin Colquitt at Indianapolis	Oct. 10, 2010
51.86 Dustin Colquitt at Oakland	Dec. 16, 2012
51.25 Dustin Colquitt vs. San Diego	Sept. 30, 2012
48.80 Dustin Colquitt at Miami	Sept. 21, 2014

Most Consecutive Punts, None Blocked

407 Dustin Colquitt	2013-18
377 Louie Aguiar	1994-98
256 Jerrel Wilson	1968-71
233 Jim Arnold	1983-85

Punts Had Blocked, Career

12 Jerrel Wilson	1963-77
4 Dustin Colquitt	2005-18
2 Bob Grupp	1979-81
2 Jim Arnold	1983-85
2 Bryan Barker	1990-93
2 Daniel Pope	1999

Punts Had Blocked, Season

2 Jerrel Wilson	1974
2 Jim Arnold	1985
2 Daniel Pope	1999

Punts Had Blocked, Game

2 Jim Arnold vs. Denver	Oct. 27, 1985
-------------------------	---------------

Most Punts Inside the 20, Career

436 Dustin Colquitt	2005-18
117 Louie Aguiar	1994-98

62 Bryan Barker	1990-93
58 Jim Arnold	1983-85
54 Kelly Goodburn	1987-90

Most Punts Inside the 20, Season

45 Dustin Colquitt	2012
41 Dustin Colquitt	2009
38 Dustin Colquitt	2016
37 Dustin Colquitt	2015
35 Dustin Colquitt	2013

Punt Returns

Most Punt Returns, Career

220 J.T. Smith	1979-84
188 Dante Hall	2000-06
181 Tamarick Vanover	1995-99
105 Javier Arenas	2010-12
86 Ed Podolak	1969-77

Most Punt Returns, Season

58 J.T. Smith	1979
58 Dexter McCluster	2013
51 Tamarick Vanover	1995
51 Tamarick Vanover	1999
50 J.T. Smith	1981

Most Punt Returns, Game

8 Ed Podolak vs. San Diego	Nov. 10, 1974
8 De'Anthony Thomas vs. Oakland	Dec. 14, 2014
7 J.T. Smith vs. Baltimore	Sept. 2, 1979
7 J.T. Smith vs. N.Y. Giants	Oct. 21, 1979
7 Tamarick Vanover vs. Detroit	Sept. 26, 1999
7 Tamarick Vanover at Denver	Dec. 5, 1999
7 Eddie Drummond at Oakland	Oct. 21, 2007
7 Dexter McCluster at Jacksonville	Sept. 8, 2013
7 Dexter McCluster at Washington	Dec. 8, 2013

Most Seasons Leading League

2 J.T. Smith	1979-80
--------------	---------

Most Punt Return Yards, Career

2,322 J.T. Smith	1979-84
1,930 Tamarick Vanover	1995-99
1,882 Dante Hall	2000-06
1,029 Javier Arenas	2010-12
993 Tyreek Hill	2016-18
959 Dexter McCluster	2010-13

Most Punt Return Yards, Season

686 Dexter McCluster	2013
640 Tamarick Vanover	1999
612 J.T. Smith	1979
592 Tyreek Hill	2016
581 J.T. Smith	1980

Most Punt Return Yards, Game

177 Dexter McCluster at Washington	Dec. 8, 2013
156 De'Anthony Thomas vs. Oakland	Dec. 14, 2014
141 J.T. Smith vs. Oakland	Sept. 23, 1979
130 Tamarick Vanover vs. New Orleans	Dec. 21, 1997
128 Dante Hall vs. Arizona	Dec. 1, 2002

Longest Punt Return (All TDs)

95 Tyreek Hill at San Diego	Jan. 1, 2017
94 Dexter McCluster vs. San Diego	Sept. 13, 2010

93 Dante Hall vs. Denver	Oct. 5, 2003
91 Tyreek Hill at L.A. Chargers	Sept. 9, 2018
90 Dante Hall vs. Arizona	Dec. 1, 2002
89 Dexter McCluster vs. N.Y. Giants	Sept. 29, 2013

Most Seasons Leading League

1 Abner Haynes	1960
1 Noland Smith	1968
1 Ed Podolak	1970
1 J.T. Smith	1980
1 Dante Hall	2003
1 Tyreek Hill	2016

Highest Punt Return Average, Career (50 returns)

12.26 Tyreek Hill (81-993)	2016-18
12.14 Dexter McCluster (79-959)	2010-13
11.11 Noland Smith (53-589)	1967-69
10.87 Abner Haynes (54-587)	1960-64
10.66 Tamarick Vanover (181-1,930)	1995-99
10.60 J.T. Smith (216-2,289)	1978-84

Highest Punt Return Average, Season (12 returns)

16.28 Dante Hall (29-472)	2003
15.54 Dexter McCluster (13-202)	2010
15.36 Abner Haynes (14-215)	1960
15.18 Tyreek Hill (39-592)	2016
15.00 Noland Smith (18-270)	1968

Highest Punt Return Average, Game (3 returns)

35.00 D. Hall vs. Denver (3-105)	Oct. 5, 2003
33.33 D. McCluster vs. San Diego (3-100)	Sept. 13, 2010
28.67 M. Garrett at Buffalo (3-86)	Sept. 11, 1966
28.67 N. Smith vs. N.Y. Jets (3-86)	Sept. 15, 1968
28.25 D. McCluster vs. N.Y. Giants (4-113)	Sept. 29, 2013

Most Punt Return Touchdowns, Career

5 Dante Hall	2000-06
4 J.T. Smith	1979-84
4 Tamarick Vanover	1995-99
4 Tyreek Hill	2016-18

Most Punt Return Touchdowns, Season

2 J.T. Smith	1979
2 J.T. Smith	1980
2 Dale Carter	1992
2 Tamarick Vanover	1999
2 Dante Hall	2002
2 Dante Hall	2003
2 Dexter McCluster	2013
2 Tyreek Hill	2016

Most Punt Return Touchdowns, Game

1 28 times	
Last; Tyreek Hill at L.A. Chargers	Sept. 9, 2018

Kickoff Returns

Most Kickoff Returns, Career

360 Dante Hall	2000-06
212 Tamarick Vanover	1995-99
84 Dave Grayson	1961-64
72 Nile Davis	2013-16
68 Noland Smith	1967-69

Most Kickoff Returns, Season

68 Dante Hall	2004
---------------	------

65 Dante Hall	2005
57 Dante Hall	2002
57 Dante Hall	2003
53 Dante Hall	2006

Most Kickoff Returns, Game

9 Noland Smith vs. Oakland	Nov. 23, 1967
9 Paul Palmer at Seattle	Sept. 20, 1987

Most Kickoff Return Yards, Career

8,644 Dante Hall	2000-06
5,099 Tamarick Vanover	1995-99
2,231 Dave Grayson	1961-64
1,942 Knile Davis	2013-16
1,822 Noland Smith	1967-69
1,326 Abner Haynes	1960-64

Most Kickoff Return Yards, Season

1,718 Dante Hall	2004
1,560 Dante Hall	2005
1,478 Dante Hall	2003
1,354 Dante Hall	2002
1,308 Tamarick Vanover	1997

Most Kickoff Return Yards, Game (All 200+)

251 Jon Vaughn at Miami	Dec. 12, 1994
244 Noland Smith at San Diego	Oct. 15, 1967
234 Dante Hall vs. Philadelphia	Oct. 2, 2005
233 Dante Hall vs. San Diego	Nov. 28, 2004
221 Paul Palmer at Seattle	Sept. 20, 1987
206 Noland Smith vs. Oakland	Nov. 23, 1967

Longest Kickoff Return (All TDs)

108 Knile Davis vs. Denver	Dec. 1, 2013
106 Noland Smith at Denver	Dec. 17, 1967
100 Dante Hall vs. Pittsburgh	Sept. 14, 2003
99 Dave Grayson at Denver	Sept. 7, 1963
99 Tamarick Vanover at Seattle	Sept. 3, 1995
99 Knile Davis vs. St. Louis	Oct. 26, 2014
97 Boyce Green at Pittsburgh	Dec. 21, 1986
97 Tamarick Vanover at Denver	Oct. 27, 1996
97 Dante Hall at Baltimore	Sept. 28, 2003
97 Dante Hall vs. Denver	Dec. 19, 2004
97 Jamaal Charles vs. Pittsburgh	Nov. 22, 2009

Most Seasons Leading League

1 Dave Grayson	1961
----------------	------

Highest Kickoff Return Average, Career (50 returns)

26.97 Knile Davis (72-1,942)	2013-16
26.79 Noland Smith (68-1,822)	1967-69
26.56 Dave Grayson (84-2,231)	1961-64
25.17 Abner Haynes (52-1,309)	1960-64
24.43 Jamaal Charles (51-1,246)	2008-16
24.05 Tamarick Vanover (212-5,099)	1995-99

Highest Kickoff Return Average, Season (15 returns)

30.06 Quintin Demps (33-992)	2013
28.31 Dave Grayson (16-453)	1961
28.30 Larry Marshall (23-651)	1972
29.71 Dave Grayson (18-535)	1962

Highest Kickoff Return Average, Game (3 returns)

48.67 Dante Hall vs. Pittsburgh (3-146)	Sept. 14, 2003
45.00 Tremon Smith at New England (4-180)	Oct. 14, 2018

44.67 Dante Hall vs. St. Louis (3-134)	Dec. 8, 2002
44.33 Paul Palmer vs. Seattle (3-133)	Dec. 27, 1987
40.67 Noland Smith at San Diego (6-244)	Oct. 15, 1967
40.33 L. Williams vs. Cincinnati (3-121)	Nov. 21, 1976
40.33 Dante Hall at Baltimore (3-121)	Sept. 28, 2003

Most Kickoff Return Touchdowns, Career

6 Dante Hall	2000-06
4 Tamarick Vanover	1995-99
2 Paul Palmer	1987-88
2 Knile Davis	2013-16

Most Kickoff Return Touchdowns, Season

2 Paul Palmer	1987
2 Tamarick Vanover	1995
2 Dante Hall	2003
2 Dante Hall	2004

Most Kickoff Return Touchdowns, Game

1 23 times	
Last; Tyreek Hill at Denver	Nov. 27, 2016

Fumbles

Most Opponents Fumbles Forced, Career

45 Derrick Thomas	1989-99
33 Tamba Hali	2006-17
29 Neil Smith	1988-96
23 Derrick Johnson	2005-17
13 Kevin Ross	1984-93, '97
13 Jared Allen	2004-07

Most Opponents Fumbles Forced, Season

8 Derrick Thomas	1992
7 Jared Allen	2005
6 Derrick Thomas	1990
6 Derrick Thomas	1994
6 Tamba Hali	2006

Most Fumbles Forced, Rookie, Season

6 Tamba Hali	2006
4 Kevin Ross	1984
4 Tim Cofield	1986

Interceptions

Most Seasons, Leading League

2 Johnny Robinson	1966, '70
2 Emmitt Thomas	1969, '74

Most Interceptions By, Career

58 Emmitt Thomas	1966-78
57 Johnny Robinson	1960-71
50 Deron Cherry	1981-91
39 Gary Barbaro	1976-82
38 Albert Lewis	1983-93

Most Interceptions By, Season

12 Emmitt Thomas	1974
10 Johnny Robinson	1966
10 Bobby Hunt	1966
10 Johnny Robinson	1970
10 Gary Barbaro	1980
9 Emmitt Thomas	1969
9 Deron Cherry	1986

Most Interceptions By, Rookie, Season

8	Marcus Peters	2015
8	Bobby Hunt	1962
7	Dale Carter	1992
6	Kevin Ross	1984
4	Bobby Ply	1962
4	Emmitt Thomas	1967
4	Lloyd Burruss	1981
4	Albert Lewis	1983
4	Eric Berry	2010
3	12 players	

Most Interceptions By, Game

*4	Bobby Ply vs. San Diego	Dec. 16, 1962
4	Bobby Hunt vs. Houston	Oct. 4, 1964
4	Deron Cherry vs. Seattle	Sept. 29, 1985
3	Bobby Ply vs. Denver	Dec. 9, 1962
3	Johnny Robinson at Baltimore	Sept. 28, 1970
3	Albert Lewis vs. Atlanta	Dec. 8, 1985
3	Lloyd Burruss vs. San Diego	Oct. 19, 1986
3	Albert Lewis vs. Atlanta	Sept. 1, 1991
3	Greg Wesley vs. Miami	Sept. 29, 2002
3	Greg Wesley vs. New England	Nov. 27, 2005

*NFL RECORD

Most Consecutive Games, Passes Intercepted By

6	Eric Harris	1980
---	-------------	------

Most Interception Return Yards, Career

938	Emmitt Thomas (58 INTs)	1966-78
771	Gary Barbaro (39 INTs)	1975-82
741	Johnny Robinson (57 INTs)	1960-71
688	Deron Cherry (50 INTs)	1981-91
674	Bobby Hunt (37 INTs)	1962-67

Most Interception Return Yards, Season

280	Marcus Peters (8 INTs)	2015
274	Mark McMillian (8 INTs)	1997
228	Bobby Hunt (6 INTs)	1963
214	Emmitt Thomas (12 INTs)	1974
193	Lloyd Burruss (5 INTs)	1986
175	Derrick Johnson (3 INTs)	2009

Most Interception Return Yards Gained, Game

121	Lloyd Burruss vs. San Diego (3 INTs)	Oct. 19, 1986
118	Brandon Flowers at N.Y. Jets (2 INTs)	Oct. 26, 2008
108	Bobby Ply vs. San Diego (4 INTs)	Dec. 16, 1962
105	Derrick Johnson vs. Denver (2 INTs)	Jan. 3, 2010
102	Gary Barbaro vs. Seattle (1 INT)	Dec. 11, 1977

Longest Interception Return

102	Gary Barbaro vs. Seattle	Dec. 11, 1977
100	Tim Collier at Oakland	Dec. 18, 1977
100	Sean Smith at Buffalo	Nov. 3, 2013
99	Dave Grayson vs. N.Y. Titans	Dec. 17, 1961
99	Kevin Ross at San Diego	Sept. 6, 1992

Most Interception Return Touchdowns, Career

6	Bobby Bell	1963-74
5	Emmitt Thomas	1966-78
5	Jim Kearney	1967-75
5	Eric Berry	2010-17
4	Lloyd Burruss	1981-91
4	Derrick Johnson	2005-17

Most Interception Return Touchdowns, Season

*4	Jim Kearney	1972
3	Lloyd Burruss	1986
3	Mark McMillian	1997
2	Sherrill Headrick	1961
2	Emmitt Thomas	1974
2	Charles Mincy	1992
2	Jerome Woods	1993
2	Derrick Johnson	2009
2	Eric Berry	2013
2	Marcus Peters	2015
2	Eric Berry	2016

*NFL RECORD

Most Interception Return Touchdowns, Game

*2	Jim Kearney at Denver	Oct. 1, 1972
2	Lloyd Burruss vs. San Diego	Oct. 19, 1986
2	Derrick Johnson at Denver	Jan. 3, 2010

*NFL RECORD

Sacks

Most Sacks, Career (All 50.0+)

126.5	Derrick Thomas	1989-99
89.5	Tamba Hali	2006-17
85.5	Neil Smith	1988-96
73.5	Justin Houston	2011-18
73.0	Art Still	1978-87
51.0	Mike Bell	1979-85, '87-91

Most Sacks, Season

22.0	Justin Houston	2014
20.0	Derrick Thomas	1990
15.5	Jared Allen	2007
15.0	Neil Smith	1993
14.5	Art Still	1980
14.5	Art Still	1984
14.5	Neil Smith	1992
14.5	Derrick Thomas	1992
14.5	Tamba Hali	2010

Most Sacks, Consecutive Seasons

33.5	Derrick Thomas (20.0, 13.5)	1990-91
33.0	Justin Houston (11.0, 22.0)	2013-14
30.0	Derrick Thomas (10.0, 20.0)	1989-90
29.5	Neil Smith (14.5, 15.0)	1992-93
29.5	Justin Houston (22.0, 7.5)	2014-15
28.0	Derrick Thomas (13.5, 14.5)	1991-92
26.5	Neil Smith (15.0, 11.5)	1993-94
26.5	Tamba Hali (14.5, 12.0)	2010-11

Most Sacks, Rookie, Season

10.0	Derrick Thomas	1989
9.0	Jared Allen	2004
8.0	Tamba Hali	2006
6.5	Art Still	1978
5.5	Sylvester Hicks	1978
5.5	Mike Bell	1979
5.5	Justin Houston	2011

Most Sacks, Game

*7.0	Derrick Thomas vs. Seattle	Nov. 11, 1990
6.0	Derrick Thomas vs. Oakland	Sept. 6, 1998
4.5	Justin Houston at Philadelphia	Sept. 19, 2013
4.0	Wilbur Young at San Diego	Oct. 19, 1975
4.0	Art Still at Oakland	Oct. 5, 1980

4.0 Derrick Thomas vs. Buffalo	Oct. 7, 1991
4.0 Derrick Thomas vs. San Diego	Nov. 8, 1992
4.0 Neil Smith vs. L.A. Raiders	Oct. 3, 1993
4.0 Justin Houston vs. San Diego	Dec. 28, 2014

*NFL RECORD

Most Sack Yards, Career

699.0 Derrick Thomas	1989-99
591.5 Tamba Hali	2006-17
506.5 Neil Smith	1988-96
422.5 Justin Houston	2011-18
293.0 Eric Hicks	1998-06

Most Sack Yards, Season

127.0 Neil Smith	1993
114.5 Neil Smith	1992
113.0 Derrick Thomas	1992
111.0 Jared Allen	2007
109.0 Derrick Thomas	1996

Most Sack Yards, Game

36.0 Derrick Thomas vs. San Diego	Nov. 8, 1992
36.0 Derrick Thomas vs. Oakland	Sept. 6, 1998
35.0 Neil Smith vs. Los Angeles	Oct. 3, 1993
34.0 Vonnie Holliday vs. San Diego	Sept. 7, 2003
33.0 Darren Mickell vs. Denver	Dec. 17, 1995

Tackles

Most Tackles, Career

1,262 Derrick Johnson	2005-17
999 Gary Spani	1978-86
992 Art Still	1978-87
927 Deron Cherry	1981-91
876 Donnie Edwards	1996-01, 2007-08
827 Kevin Ross	1984-93, '97

Most Tackles, Season

179 Derrick Johnson	2011
162 Mike Maslowski	2002
157 Gary Spani	1979
153 Gary Spani	1981
151 Deron Cherry	1988
151 Donnie Edwards	1998, 2000
151 Scott Fujita	2003

Most Tackles, Rookie, Season

144 Gary Spani	1978
140 Dino Hackett	1986
126 Eric Berry	2010
120 Art Still	1978
101 Greg Wesley	2000

Most Tackles, Consecutive Seasons

326 Derrick Johnson (147, 179)	2010-11
306 Gary Spani (157, 149)	1979-80

304 Derrick Johnson (179, 125)	2011-12
302 Gary Spani (149, 153)	1980-81
301 Gary Spani (144, 157)	1978-79

Special Team Tackles

Most Special Teams Tackles, Career

148 Gary Stills	1999-05
147 Greg Manusky	1994-99
97 Danan Hughes	1993-98
96 Tony Richardson	1995-05
94 Louis Cooper	1985-90

Most Special Teams Tackles, Season

34 Gary Stills	2002
29 Gary Stills	2003
29 Rich Scanlon	2005
28 Ken Jolly	1984
27 Albert Lewis	1983
27 Todd McNair	1990
27 Bennie Thompson	1992
27 Greg Manusky	1999

Most Special Teams Tackles, Consecutive Seasons

63 Gary Stills	2002-03
54 Gary Stills	2003-04
52 Gary Stills	2001-02
51 Greg Manusky	1996-97
50 Greg Manusky	1998-99
50 Gary Stills	2004-05

Blocked Kicks

Most Opponents Punts Blocked, Career

10 Albert Lewis	1983-93
3 Bernard Pollard	2006-08
2 Ed Beckman	1977-84
2 Gary Green	1977-83
2 Sherrill Headrick	1960-67
2 Bernard Pollard	2006
1 D.J. Alexander	2015

Most Opponents Punts Blocked, Season

4 Albert Lewis	1990
3 Albert Lewis	1986
2 Sherrill Headrick	1963
2 Bernard Pollard	2006

Most Opponents Punts Blocked, Game

2 Sherrill Headrick vs. Denver	Dec. 8, 1963
--------------------------------	--------------

Longest Return of Blocked Field Goal

78 (TD) Lloyd Burruss at Pittsburgh	Dec. 21, 1986
65 (TD) Kevin Ross at Cincinnati	Dec. 6, 1987

The following individual records relate solely to service with the Chiefs. They include National Football League regular-season statistics only – with the exception of those single-game records marked by "*" or "*".

Games Won

Most Consecutive Games Won

11	2015-16
9	2003, 2013, 2017-18
7	1968-69, 1969, 1995, 1997-98, 2016-17
6	1968, 1997
5	1961-62, 1966-67, 1971, 1984-85, 2014, 2016

Most Consecutive Games Won, Single Season

10	2015
9	2003, 2013
7	1969, 1995
6	1968, 1997
5	1968, 1971, 2014, 2016, 2017, 2018

Most Consecutive Games Won, Start of Season

9	2003, 2013
5	2017, 2018
4	1996, 2018
3	1962, 1966, 1994, 1995, 2010

Most Consecutive Games Won, End of Season

10	2015
6	1997
5	1968
4	2017, 2018
3	1960, 1963, 1966, 1967, 1971, 1972, 1984, 1986

Most Consecutive Home Games Won

13	2002-03
11	1994-96, 1997-98
10	1968-69, 2015-16
9	1970-71

Most Consecutive Road Games Won

9	1966-67, 2016-17
6	1967-68
5	1968-69, 1971-72

Games Lost

Most Consecutive Games Lost

12	2007-08
9	1987, 2008-09
8	1975-76, 2012
7	1985, 2008

Most Consecutive Games Lost, Start of Season

5	1977, 2009
4	1976, 1980
3	1975, 2004, 2008, 2011

Most Consecutive Games Lost, End of Season

9	2007
6	1977
4	1975, 2008, 2012

Most Consecutive Home Games Lost

10	2008-09
8	1974-75
7	1975-76, 2011-12
6	1977-78, 2007-08

Most Consecutive Road Games Lost

9	2007-08
---	---------

8	1978-79, 1985-86
6	1988, 2008-09, 2012

Scoring

Most Points, Season (All 400+)

484	2003
483	2004
467	2002
448	1966
444	2018
430	2013
415	2017
408	1967
405	2015
403	2005

Highest Scoring Average, Season

32.0 (448 in 14 games)	1966
30.3 (484 in 16 games)	2003
30.2 (483 in 16 games)	2004
29.2 (467 in 16 games)	2002
29.1 (408 in 14 games)	1967

Most Points, Consecutive Seasons

967 (484, 483)	2003-04
951 (467, 484)	2002-03
886 (483, 403)	2004-05
856 (448, 408)	1966-67
804 (389, 415)	2016-17

Fewest Points, Season

176	1982 (9 games)
211	2012
212	2011
225	1977
226	2007

Lowest Scoring Average, Season

13.2 (211 in 16 games)	2012
13.3 (212 in 16 games)	2011
14.1 (226 in 16 games)	2007
14.9 (238 in 16 games)	1979
15.2 (243 in 16 games)	1978
15.9 (254 in 16 games)	1988

Largest Scoring Differential, Season

201 (371 - 170)	1968
182 (359 - 177)	1969
176 (448 - 276)	1966
156 (369 - 233)	1962
154 (408 - 254)	1967

Most 40-Point Games, Season

5	2003, 2018
4	1966, 2002, 2004
3	1961, 1962, 1963, 1964, 1967
2	1965, 1968, 1983, 2000, 2010, 2013, 2017

Most 30-Point Games, Season

10	2018
8	1966, 2002, 2004
7	1999, 2003
6	1960, 1967, 2010

5 1962, 1965, 1968, 1983, 1994, 2005, 2006, 2015, 2016, 2017

Most Points Scored, Game

59 at Denver	Sept. 7, 1963
56 at Denver	Oct. 23, 1966
56 vs. Atlanta	Oct. 24, 2004
56 at Oakland	Dec. 15, 2013
54 vs. St. Louis	Oct. 22, 2000
52 4 times; Last vs. Denver	Oct. 29, 1967

Largest Margin of Victory, Game

52 Kansas City (59) at Denver (7)	Sept. 7, 1963
49 Kansas City (49) vs. Arizona (0)	Dec. 1, 2002
48 Kansas City (48) vs. N.Y. Jets (0)	Dec. 22, 1963
46 Kansas City (56) vs. Denver (10)	Oct. 16, 1966
46 Kansas City (56) vs. Atlanta (10)	Oct. 24, 2004

Most Points, Both Teams, Game

105 KC (51) at LAR (54)	Nov. 19, 2018
99 KC (48) at Seattle (51)	Nov. 27, 1983 (OT)
88 KC (49) vs. Denver (39)	Nov. 1, 1964
88 KC (54) vs. St. Louis (34)	Oct. 22, 2000

Fewest Points, Both Teams, Game

3 KC (0) at Tampa Bay (3)	Dec. 16, 1979
9 KC (3) vs. Cleveland (6)	Sept. 4, 1988
10 KC (7) at Denver (3)	Jan. 1, 2012
12 KC (6) vs. St. Louis (6)	Nov. 22, 1970
12 KC (3) at Miami (9)	Oct. 20, 1974

Most Points Shutout Victory, Game

49 vs. Arizona	Dec. 1, 2002
48 vs. N.Y. Jets	Dec. 22, 1963
41 vs. Miami	Oct. 8, 1967
41 vs. San Francisco	Oct. 1, 2006
34 vs. Boston	Dec. 11, 1960
34 vs. Houston	Nov. 26, 1989
34 vs. Cleveland	Sept. 30, 1990
34 vs. San Diego	Oct. 31, 1999

Fewest Points, Shutout Victory, Game

14 vs. Baltimore	Sept. 2, 1979
16 vs. Denver	Dec. 6, 1970
17 vs. L.A. Chargers	Sept. 25, 1960

Largest Fourth-Quarter Comebacks

Opponent	Deficit	Final	Date
17 at Green Bay	14-31	40-34 (OT)	Oct. 12, 2003
17 vs. San Diego	10-27	33-27 (OT)	Sept. 11, 2016
14 at N.Y. Jets	3-17	17-17 (OT)	Oct. 2, 1988
14 vs. N.Y. Giants	3-17	20-17 (OT)	Sept. 10, 1995
14 at Oakland	20-34	37-34	Nov. 28, 1999
14 at Carolina	3-17	20-17	Nov. 13, 2016

Largest Second-Half Comebacks

Opponent	Deficit	Final	Date
21 vs. San Diego	3-24	33-27 (OT)	Sept. 11, 2016
18 at New Orleans	6-24	27-24	Sept. 23, 2012
17 at Buffalo	10-27	27-27	Sept. 22, 1963
17 at Oakland	0-17	28-17	Oct. 25, 1981
17 at Green Bay	14-31	40-34 (OT)	Oct. 12, 2003
16 at San Diego	0-16	24-23	Nov. 2, 1986
14 at N.Y. Jets	3-17	17-17 (OT)	Oct. 2, 1988
14 vs. San Diego	0-14	20-17 (OT)	Dec. 8, 1991
14 vs. N.Y. Giants	3-17	20-17 (OT)	Sept. 10, 1995

14 at Oakland	13-27	28-27	Sept. 8, 1997
14 at Oakland	20-34	37-34	Nov. 28, 1999
14 at Carolina	3-17	20-17	Nov. 13, 2016

Most Consecutive Games Scoring

179 1963-76
139 1994-2002
94 2012-18
91 1987-92
84 2003-08

Most Points, Two Consecutive Games

104 (56, 48)	Oct. 23, 1966 - Oct. 30, 1966
101 (45, 56)	Dec. 8, 2013 - Dec. 15, 2013

Most First-Half Points, Game

42 vs. Denver	Oct. 29, 1967
38 at Miami	Sept. 28, 1968
38 at Washington	Dec. 8, 2013
35 vs. Arizona	Dec. 1, 2002
35 vs. St. Louis	Dec. 8, 2002
35 vs. Atlanta	Oct. 24, 2004
35 at Oakland	Dec. 15, 2013
35 vs. San Francisco	Sept. 23, 2018

Most First-Quarter Points, Season

158 1966
124 2013
113 2004
112 2003
103 1962

Most First-Quarter Points, Game

24 at Miami	Sept. 28, 1968
21 13 times, last at Pittsburgh	Sept. 16, 2018

Most Second-Quarter Points, Season

153 2003
149 1997
143 1967
137 1989, 2004, 2010
136 2005

Most Second-Quarter Points, Game

28 vs. Denver	Oct. 29, 1967
28 vs. Pittsburgh	Oct. 18, 1971
28 vs. Denver	Dec. 7, 1980
28 vs. San Diego	Dec. 22, 1985
28 at Washington	Sept. 30, 2001
24 vs. Houston	Oct. 30, 1966
24 vs. Indianapolis	Oct. 31, 2004

Most Second-Half Points, Game

35 at Denver	Oct. 23, 1966
35 at Denver	Dec. 1, 1972
35 at Tennessee	Dec. 13, 2004
34 at Denver	Jan. 3, 2010
31 at Denver	Sept. 7, 1963
31 at New England	Oct. 14, 2018
30 vs. Cleveland	Dec. 14, 1975

Most Third-Quarter Points, Season

109 1963
106 1964
105 1998
94 1966

93 1999, 2004

Most Third-Quarter Points, Game

22 vs. New York Jets	Nov. 5, 1967
22 vs. Buffalo	Oct. 18, 1969
22 vs. Oakland	Nov. 26, 1961
21 at Buffalo	Nov. 6, 1960
21 at Denver	Sept. 7, 1963
21 at Denver	Oct. 1, 1972
21 vs. Oakland	Oct. 3, 1977

Most Fourth-Quarter Points, Season

168 2002
140 2004
131 2003
129 1962
127 1960

Most Fourth-Quarter Points, Game

23 at Buffalo	Nov. 2, 1969
23 at Cleveland	Sept. 8, 2002
22 at N.Y. Titans	Nov. 24, 1960
21 at New England	Sept. 7, 2017
20 at Green Bay	Oct. 12, 2003

Most Touchdowns, Season

63 2003
62 2004
57 2002
56 2018
55 1966
52 2013

Most Touchdowns, Consecutive Seasons

125 (63, 62)	2003-04
120 (57, 63)	2002-03
108 (62, 46)	2004-05
104 (55, 49)	1966-67
96 (50, 46)	1962-63

Fewest Touchdowns, Season

17 1982 (9 games)
18 2012
20 2011
23 1973
24 1988, 2007

Most Touchdowns, Game

8 at Denver	Sept. 7, 1963
8 at Denver	Oct. 23, 1966
8 vs. Atlanta	Oct. 24, 2004
8 at Oakland	Dec. 15, 2013
7 12 times; Last at Tennessee	Dec. 13, 2004

Most Touchdowns, Both Teams, Game

13 Kansas City (7) at Seattle (6)	Nov. 27, 1983 (OT)
13 Kansas City (8) at Oakland (5)	Dec. 15, 2013
12 Kansas City (7) vs. Denver (5)	Nov. 1, 1964
12 Kansas City (7) vs. St. Louis (5)	Oct. 22, 2000
12 Kansas City (7) at Tennessee (5)	Dec. 13, 2004

Most Consecutive Games Scoring Touchdowns

96 1963-70
64 1997-01
52 1960-63
35 1994-96

33 1976-78

Most Offensive Touchdowns, Season

58 2004
56 2003
53 2002
52 2018
50 1962, 1966
46 1964

Fewest Offensive Touchdowns, Season

13 1982 (9 games)
17 2012
18 2011
21 1973, 1974
23 2007
24 1970, 1977, 1987, 1988
25 1979

Most Return Touchdowns, Season

11 1992, 1999, 2013
8 2016
7 1995, 1997, 2003

Most Defensive Touchdowns, Season

9 1999
8 1992
6 2013, 2015
5 1972, 1974, 1977
4 1960, 1967, 1981, 1986, 1995, 1997, 2016

Fewest Defensive Touchdowns, Season

0 1962, 1976, 1978, 1988, 2006, 2012
1 1961, 1975, 1976, 1989, 1998, 2001, 2002, 2007

Most Defensive Touchdowns, Game

3 vs. Denver	Dec. 27, 1992
2 15 times, last at Baltimore	Dec. 20, 2015

Most Interception Return TDs, Season

6 1992
5 1972, 1974, 1999, 2013
4 1960, 1986, 1997, 2015, 2016

Most Fumble Return TDs, Season

4 1999
3 1997, 1980, 1981, 2017
2 1989, 1991, 1992, 1993, 1995, 2013

Most Special Teams Touchdowns, Season

5 1986, 1987, 2013
4 1995, 2003, 2016
3 1969, 1992, 2002, 2009

Most Special Teams Touchdowns, Game

3 at Pittsburgh	Dec. 21, 1986
2 vs. Cleveland	Sept. 30, 1990
2 vs. St. Louis	Dec. 8, 2002
2 at Washington	Dec. 8, 2013

Most Points After Touchdown, Season

58 2003, 2004
54 2002
52 2013
51 2018
48 1966

47 1962

Fewest Points After Touchdown, Season

17 1982 (9 games), 2012
20 2011
21 1973, 2007
23 1988

Most Points After Touchdown, Game

8 at Denver Sept. 8, 1963
8 at Denver Oct. 23, 1966
8 vs. Atlanta Oct. 24, 2004
8 at Oakland Dec. 15, 2013

Most Two-Point Attempts, Season

6 2001
5 1997
4 1961, 1994, 2008, 2015
3 1964, 1965, 1966, 1967, 1995, 2002, 2003, 2007

Most Two-Point Conversions, Season

3 1961, 1965, 1994, 2001
2 1966, 1967, 1997, 2015, 2016
1 10 times, Last; 2009

Most Two-Point Attempts, Game

2 vs. Buffalo Oct. 18, 1964
2 at Houston Oct. 24, 1965
2 at St. Louis Oct. 26, 1997
2 at Denver Nov. 14, 2010
2 at Greeb Bay Sept. 28, 2015
2 at Oakland Nov. 20, 2015

Most Two-Point Conversions, Game

2 at Houston Oct. 24, 1965
2 at St. Louis Oct. 26, 1997

Most Field Goals Attempted, Season

45 2017
44 1971
42 1970
40 1968

Fewest Field Goals Attempted, Season

17 1964
18 1977
20 2003
22 1979, 2008

Most Field Goals Attempted, Game

7 vs. Buffalo Dec. 19, 1971
7 vs. Cincinnati Oct. 4, 2015
6 8 times; Last at New Orleans Sept. 23, 2012

Most Field Goals Attempted, Both Teams, Game

10 Kansas City (7) vs. Buffalo (3) Dec. 19, 1971
10 Kansas City (5) at San Diego (5) Oct. 29, 1972
10 Kansas City (6) vs. Denver (4) Dec. 16, 2001
10 Kansas City (5) vs. Denver (5) Sept. 28, 2008

Most Field Goals Made, Season

41 2017
34 1990
31 2016
30 1968, 1970, 2015
28 2012

27 1969, 1988, 1997, 1998, 2001, 2005

Fewest Field Goals Made, Season

7 1961
8 1963, 1964
12 1979

Most Field Goals Made, Game

7 at Cincinnati Oct. 4, 2015
6 at New Orleans Sept. 23, 2012
5 at Buffalo Nov. 2, 1969
5 vs. Buffalo Dec. 7, 1969
5 vs. Buffalo Dec. 19, 1971
5 vs. L.A. Raiders Sept. 12, 1985
5 vs. Cincinnati Nov. 13, 1988
5 at Chicago Dec. 29, 1990
5 vs. Denver Sept. 20, 1993
5 vs. Minnesota Oct. 2, 2011
5 at Houston Oct. 8, 2017
5 vs. Denver Oct. 30, 2017
5 vs. Miami Dec. 24, 2017

Most Field Goals Made, Both Teams, Game

*9 Kansas City (4) at San Diego (5) Sept. 29, 1996
*NFL RECORD
8 Kansas City (5) vs. Buffalo (3) Dec. 19, 1971
8 Kansas City (4) vs. Denver (4) Sept. 28, 2008
7 Kansas City (5) vs. Buffalo (2) Dec. 7, 1969
7 Kansas City (4) vs. Denver (3) Dec. 16, 2001
7 Kansas City (3) at Indianapolis (4) Oct. 10, 2010
7 Kansas City (6) at New Orleans (1) Sept. 23, 2012
7 Kansas City (7) at Cincinnati (0) Oct. 4, 2015
7 Kansas City (5) vs. Denver (2) Oct. 30, 2017
7 Kansas City (5) vs. Miami (2) Dec. 24, 2017

Most Consecutive Games Scoring Field Goals

18 2001-02
16 2017-18
15 2005
14 1970
11 1968-69, 1971-72, 1985-86
10 1980-81, 2013

Most Safeties, Season

3 1988, 1997

Most Safeties, Game

1 21 times; Last at Denver Nov. 27, 2016

First Downs

Most First Downs, Season

*398 2004
348 2003
347 2005
343 2002
324 2001
*NFL RECORD

Fewest First Downs, Season

163 1982 (9 games)
183 1970
208 1973

Most First Downs, Game (All 30+)

36 vs. Atlanta Oct. 24, 2004

33 vs. Indianapolis	Oct. 31, 2004
33 vs. Cincinnati	Oct. 21, 2018
32 at Houston	Oct. 24, 1965
32 at Seattle	Nov. 24, 2002
32 vs. Oakland	Dec. 25, 2004
31 at Oakland	Nov. 5, 2000
31 vs. San Francisco	Sept. 23, 2018
30 vs. Cleveland	Nov. 9, 2003
30 at L.A. Raiders	Dec. 22, 1991
30 vs. Seattle	Oct. 29, 2006
30 at Denver	Nov. 14, 2010

Fewest First Downs, Game

4 at Tampa Bay	Dec. 16, 1979
5 at San Diego	Dec. 12, 2010
7 at Boston	Oct. 23, 1964
7 at Oakland	Dec. 12, 1970
7 at Denver	Dec. 9, 2007
7 at Oakland	Dec. 16, 2012
8 12 times; Last at Denver	Dec. 30, 2012

Most First Downs, Both Teams, Game

64 KC (32) at Seattle (32)	Nov. 24, 2002
62 KC (31) at Oakland (31)	Nov. 5, 2000
59 KC (26) at Seattle (33)	Nov. 27, 1983 (OT)
58 KC (24) at Denver (34)	Nov. 18, 1974

Fewest First Downs, Both Teams, Games

15 Kansas City (7) vs. Denver (8)	Dec. 6, 1970
18 Kansas City (7) at Boston (11)	Oct. 23, 1964

Most Rushing First Downs, Season

160 1978, 1981
140 2002
138 2004, 2005
130 1980
129 1969, 1997, 2010

Fewest Rushing First Downs, Season

66 2007
71 1982 (9 games)
79 1985
83 1970, 1983, 1986
84 2000

Most Rushing First Downs, Game

21 vs. Atlanta	Oct. 24, 2004
20 vs. Houston	Oct. 1, 1961
18 vs. Oakland	Oct. 20, 1968
18 vs. Seattle	Nov. 22, 1981
18 at Detroit	Nov. 28, 1996
16 8 times; Last vs. Buffalo	Oct. 7, 1991

Fewest Rushing First Downs, Game

*0 at Cincinnati	Nov. 24, 1974
0 vs. Pittsburgh	Nov. 10, 1985
0 at L.A. Raiders	Dec. 6, 1992
0 at Denver	Oct. 27, 1996
0 at Arizona	Oct. 8, 2006
0 vs. Jacksonville	Oct. 7, 2007
0 at Oakland	Dec. 16, 2012
1 12 times; Last vs. Pittsburgh	Oct. 15, 2017

*NFL RECORD

Most Passing First Downs, Season

228 2004
211 1994
208 1983
207 2000
201 2003

Fewest Passing First Downs, Season

79 1982 (9 games)
86 1970
89 1968
91 1979
93 1973

Most Passing First Downs, Game (All 20+)

26 vs. Oakland	Dec. 25, 2004
24 at Denver	Nov. 14, 2010
23 at Oakland	Nov. 5, 2000
21 at Dallas	Nov. 20, 1983
21 at Denver	Oct. 17, 1994
21 at Denver	Dec. 7, 2003
21 at Houston	Oct. 8, 2017
21 at Los Angeles Rams	Nov. 19, 2018
20 vs. Indianapolis	Oct. 31, 2004

Fewest Passing First Downs, Game

1 vs. Oakland	Oct. 20, 1968
1 vs. Houston	Sept. 10, 1978
1 at Tampa Bay	Dec. 16, 1979
2 5 times; Last at Denver	Dec. 30, 2012

Most Penalty First Downs, Season

34 2013
33 1996, 1998
32 2004, 2015
30 2000
29 1966, 1978, 1984, 1986, 2017

Fewest Penalty First Downs, Season

4 1969
8 1965
9 1973
10 1999
11 1968, 1972

Most Penalty First Downs, Game

9 vs. L.A. Raiders	Oct. 3, 1993
7 vs. L.A. Raiders	Sept. 17, 1989
7 vs. Seattle	Oct. 17, 1996
7 vs. San Francisco	Sept. 23, 2018
6 at Tennessee	Dec. 13, 2004
6 at Oakland	Nov. 7, 2010
5 9 times; Last vs. Washington	Oct. 2, 2017

Fewest Penalty First Downs, Game

0 Many times; Last, at New York Jets	Dec. 3, 2017
--------------------------------------	--------------

Net Yards Passing and Rushing

Most Net Yards, Season

6,695 2004
6,192 2005
6,007 2017
6,000 2002
5,910 2003

Most Net Yards, Consecutive Seasons

12,887 (6,695, 6,192)	2004-05
12,605 (5,910, 6,695)	2003-04
11,910 (6,000, 5,910)	2002-03
11,673 (5,673, 6,000)	2001-02
11,495 (5,488, 6,007)	2016-17

Fewest Net Yards, Season

2,498	1982 (9 games)
3,536	1973
3,577	1970
3,828	1974
3,936	1977

Most Net Yards, Game (All 500+)

614	at Denver	Oct. 23, 1966
590	vs. Indianapolis	Oct. 31, 2004
566	vs. Detroit	Oct. 14, 1990
552	at Seattle	Nov. 24, 2002
551	vs. Buffalo	Sept. 30, 1962
551	vs. Cincinnati	Oct. 21, 2018
546	at Washington	Sept. 30, 2001
546	at Los Angeles Rams	Nov. 19, 2018
542	at Houston	Oct. 24, 1965
540	vs. Atlanta	Oct. 24, 2004
537	at San Diego	Dec. 11, 1983
537	vs. Cincinnati	Jan. 1, 2006
537	at New England	Sept. 7, 2017
524	at Denver	Jan. 3, 2010
521	vs. Detroit	Dec. 14, 2003
520	vs. Denver	Nov. 1, 1964
513	at Oakland	Nov. 5, 2000
512	vs. Seattle	Dec. 27, 1987
510	vs. Houston	Nov. 28, 1965
510	at New Orleans	Sept. 23, 2012
508	at Cincinnati	Sept. 28, 1969
507	vs. Indianapolis	Dec. 23, 2012
506	vs. San Diego	Oct. 14, 1984
504	at New Orleans	Sept. 8, 1985
504	at N.Y. Jets	Oct. 6, 2002
503	at Seattle	Nov. 28, 2010
502	at Buffalo	Oct. 3, 1976
500	at Oakland	Dec. 5, 2004

Fewest Net Yards, Game

62	vs. Oakland	Nov. 8, 1963
67	at San Diego	Dec. 12, 2010
80	at Tampa Bay	Dec. 16, 1979
104	at Buffalo	Oct. 29, 1973
106	at Oakland	Dec. 8, 1973

Most Net Yards, Both Teams, Game

1,095	KC (590) vs. Indianapolis (505)	Oct. 31, 2004
1,086	KC (552) at Seattle (534)	Nov. 24, 2002
1,036	KC (524) at Denver (512)	Jan. 3, 2010
1,013	KC (537) at San Diego (476)	Dec. 11, 1983
986	KC (513) at Oakland (473)	Nov. 5, 2000

Fewest Net Yards, Both Teams, Game

323	KC (178) at N.Y. Jets (145)	Nov. 7, 1971
335	KC (244) vs. Houston (91)	Oct. 12, 1969
338	KC (62) vs. Oakland (276)	Nov. 8, 1963

Most Games, 400 or More Net Yards, Season

9	2004
8	2018

7	2005, 2010, 2017
6	1994, 2000, 2002
5	1969, 2001, 2003
4	1960, 1961, 1962, 1976, 1983, 1997, 2016
3	1964, 1965, 1966, 1967, 1974, 1981, 1989, 1990, 1991, 2009, 2011, 2012

Most Consecutive Games, 400 or More Net Yards

5	2004
4	1976, 2005, 2018
3	1974, 2000, 2010

Most Games, 300 or More Net Yards, Season

15	2004
14	2005
13	2002, 2017
12	1989, 1995, 1999, 2003, 2010, 2013, 2015, 2018
11	1966, 1983, 1991, 1996, 2016
10	1964, 1968, 1981, 1984, 1993, 1994, 2000, 2001, 2014

Most Consecutive Games, 300 or More Net Yards

17	2017-18
16	2004-05
13	2001-02
11	2005
10	1966-67, 1989, 2003
8	2010
7	1981, 1991

Most Plays, Season

1,098	1994
1,089	2004
1,074	1983
1,063	2010
1,059	1995
1,059	2005

Fewest Plays, Season

573	1982 (9 games)
712	2017
775	1970
831	1968
833	1965
836	1971

Most Plays, Game

92	at New Orleans	Sept. 23, 2012
91	at Cincinnati	Sept. 3, 1978
86	vs. N.Y. Giants	Nov. 3, 1974
86	vs. Seattle	Sept. 28, 1997
85	at Jacksonville	Nov. 9, 1997
84	vs. Denver	Oct. 24, 1976
84	at San Diego	Nov. 12, 1978

Fewest Plays, Game

38	at Oakland	Dec. 12, 1970
38	at Tampa Bay	Dec. 16, 1979
41	at San Diego	Oct. 7, 1962
41	at San Diego	Dec. 12, 2010
42	at Oakland	Dec. 8, 1973
44	at Detroit	Nov. 25, 1971
44	at New England	Oct. 11, 1998
44	at Baltimore	Sept. 13, 2009

Rushing

Most Rushing Attempts, Season

663 1978
 610 1981
 569 1979
 559 1989
 556 2010
 552 1980

Most Rushing Attempts, Consecutive Seasons

1,232 (663, 569) 1978-79
 1,162 (552, 610) 1980-81
 1,121 (569, 552) 1979-80
 1,089 (456, 663) 1977-78
 1,063 (559, 504) 1989-90

Fewest Rushing Attempts, Season

269 1982 (9 games)
 379 2008
 383 2000, 2007
 387 1983
 400 1963

Most Rushing Attempts, Game

69 at Cincinnati Sept. 3, 1978
 60 vs. Oakland Oct. 20, 1968
 57 vs. Seattle Nov. 5, 1989

Fewest Rushing Attempts, Game

9 at Oakland Nov. 5, 2000
 10 vs. Jacksonville Oct. 7, 2007
 10 at Oakland Dec. 16, 2012
 11 at New England Oct. 11, 1998
 11 at New York Jets Dec. 3, 2017
 12 at Oakland Dec. 8, 1973
 12 at Denver Oct. 27, 1996
 13 vs. Buffalo Nov. 23, 2008
 14 at San Diego Sept. 29, 1963
 14 vs. Pittsburgh Nov. 10, 1985
 14 at L.A. Raiders Dec. 6, 1992
 14 at Jacksonville Nov. 8, 2009

Most Rushing Attempts, Both Teams, Game

102 KC (52) at San Diego (50) Nov. 12, 1978 (OT)
 100 KC (41) vs. Denver (59) Sept. 24, 1978

Fewest Rushing Attempts, Both Teams, Game

37 KC (21) vs. Houston (16) Dec. 16, 1990
 40 KC (17) at Buffalo (23) Dec. 12, 1965

Most Games, 40 or More Rushing Attempts, Season

9 1978
 8 1973, 1981
 7 1968
 6 1962, 1969, 1989
 5 1976, 1979, 1980, 1997, 2010

Most Games, 30 or More Rushing Attempts, Season

14 1978
 13 1981
 12 1971, 1975, 1980
 11 1969, 1989, 1990, 2005, 2006
 10 1968, 1972, 1973, 1974, 1979, 1995, 1999, 2010

Most Consecutive Games, 40 or More Rushing Attempts

4 1968, 1978

3 1962, 1973, 1996

Most Consecutive Games, 30 or More Rushing Attempts

15 1980-81
 8 1975, 1977-78
 7 1972, 1978, 1978-79
 6 1970, 1980, 1989, 1999

Most Rushing Yards, Season

2,986 1978
 2,633 1981
 2,627 2010
 2,407 1962
 2,395 2012

Most Rushing Yards, Home, Season

1,488 1981
 1,468 1962
 1,463 2010
 1,436 1978
 1,390 1961

Most Rushing Yards Per Game, Season

213.3 (2,986 in 16 games) 1978
 171.9 (2,407 in 14 games) 1962
 164.6 (2,633 in 16 games) 1981
 164.2 (2,627 in 16 games) 2010
 162.4 (2,274 in 14 games) 1966

Most Rushing Yards Per Game, Home, Season

209.7 (1,468 in 7 games) 1962
 198.6 (1,390 in 7 games) 1961
 186.0 (1,488 in 8 games) 1981
 182.9 (1,463 in 8 games) 2010
 179.5 (1,436 in 8 games) 1978

Most Rushing Yards, Consecutive Seasons

5,302 (2,986, 2,316) 1978-79
 4,829 (1,843, 2,986) 1977-78
 4,671 (2,289, 2,382) 2004-05
 4,590 (2,183, 2,407) 1961-62

Fewest Rushing Yards, Season

943 1982 (9 games)
 1,248 2007
 1,254 1983
 1,351 2017
 1,465 2000
 1,468 1986

Fewest Rushing Yards Per Game, Season

78.0 (1,248 in 16 games) 2007
 78.4 (1,254 in 16 games) 1983
 91.6 (1,465 in 16 games) 2000
 91.8 (1,468 in 16 games) 1986
 92.9 (1,486 in 16 games) 1985

Most Rushing Yards, Game (All 300+)

398 vs. Houston Oct. 1, 1961
 380 at Denver Oct. 23, 1966
 352 vs. Indianapolis Dec. 23, 2012
 320 vs. Buffalo Sept. 30, 1962
 317 at Denver Jan. 3, 2010
 313 vs. Cincinnati Oct. 26, 1969
 310 vs. Detroit Oct. 14, 1990

302 at Houston Oct. 24, 1965

Fewest Rushing Yards, Game

0 vs. Denver	Dec. 19, 1965
10 vs. Jacksonville	Oct. 7, 2007
10 at Oakland	Dec. 16, 2012
14 at New England	Oct. 11, 1998
16 at Denver	Dec. 9, 2007
17 at Boston	Nov. 18, 1960
17 at L.A. Raiders	Dec. 6, 1992

Most Games, 200 or More Rushing Yards

8	1978
6	2010
5	1962
4	1968, 1979, 1981, 2002
3	1961, 1967, 1991, 2001, 2004, 2012
2	1960, 1963, 1965, 1966, 1969, 1970, 1975,
2	1989, 1996, 1997, 2005, 2006

Most Rushing Yards, Both Teams, Game

519 Kansas City (168) vs. Cleveland (351)	Dec. 20, 2009
502 Texans (398) vs. Houston (104)	Oct. 1, 1961
502 Texans (284) vs. Oakland (218)	Nov. 26, 1961
479 Kansas City (251) vs. Detroit (228)	Nov. 23, 1975

Fewest Rushing Yards, Both Teams, Game

75 KC (20) at Houston (55)	Sept. 29, 1974
105 KC (27) vs. Boston (78)	Nov. 17, 1968
111 Dallas Texans (108) at SD (3)	Nov. 19, 1961
111 KC (48) at San Diego (63)	Oct. 13, 1985

Most 10+ Yard Rushes, Season (Since 1990)

73	2002
72	2010
67	2005
64	2012
63	2001

Most 10+ Yard Rushes, Game (Since 1990)

11 at Oakland (10 Holmes, 1 Cloud)	Dec. 9, 2001
10 at Seattle (9 Holmes, 1 Morton)	Nov. 24, 2002
10 vs. Buffalo (7 Charles, 3 Jones)	Oct. 31, 2010
9 vs. Detroit (5 Word, 3 Okoye, 1 McNair)	Oct. 14, 1990
9 vs. Denver (5 Richardson, 2 Grbac, 1 Alexander, 1 Moreau)	Dec. 17, 2000
9 vs. Atlanta (6 Holmes, 3 Blaylock, 1 Hall)	Oct. 24, 2004
9 vs. Indianapolis (6 Holmes, 2 Morton, 1 Johnson)	Oct. 31, 2004
9 vs. Indianapolis (4 Charles, 4 Hillis, 1 McCluster)	Dec. 23, 2012

Highest Rushing Average, Season

5.18	1966
5.15	2002
5.03	1962
4.97	1961
4.91	2017
4.79	2012

Lowest Rushing Average, Season

3.24	1983
3.26	2007
3.39	1980
3.40	1986
3.43	1992

Most Rushing Touchdowns, Season

32	2003
31	2004
26	2002, 2005
24	1960
23	1961

Most Rushing Touchdowns, Consecutive Seasons

*63 (32, 31)	2003-04
58 (26, 32)	2002-03
57 (31, 26)	2004-05
47 (24, 23)	1960-61
44 (23, 21)	1961-62

*NFL RECORD

Fewest Rushing Touchdowns, Season

3	1982 (9 games)
5	2011
6	1972, 2007
7	1987
8	1988, 2009

Most Rushing Touchdowns, Game

*8 vs. Atlanta	Oct. 24, 2004
5 at Denver	Oct. 23, 1966
4 14 times; Last vs. Detroit	Nov. 1, 2015

* NFL RECORD

Most Rushing Touchdowns, Both Teams, Game

8 Kansas City (8) vs. Atlanta (0)	Oct. 24, 2004
7 Texans (4) vs. Boston (3)	Sept. 8, 1962
7 Kansas City (4) at Denver (3)	Oct. 10, 1965

Passing

Highest Passer Rating, Season

118.1	2018
100.8	2017
97.1	1962
96.4	1968
95.4	2015
94.9	1990, 2004
93.5	2002

Lowest Passer Rating, Season

52.7	1961
52.9	1977
54.0	1979
55.2	1974
59.3	1978

Most Passes Attempted, Season

641	1983
615	1994
593	1984
582	2000
563	2007

Most Passes Attempted, Consecutive Seasons

1,234 (641, 593)	1983-84
1,146 (615, 531)	1994-95
1,110 (582, 528)	2000-01
1,105 (490, 615)	1993-94
1,104 (593, 511)	1984-85
1,104 (563, 541)	2007-08

Fewest Passes Attempted, Season

264	1982 (9 games)
270	1968
289	1970
313	1973
322	1962

Most Passes Attempted, Game

59	at Dallas	Nov. 20, 1983
55	at San Diego	Oct. 9, 1994
55	at Miami	Dec. 12, 1994
54	at Denver	Nov. 16, 1986
54	at Denver	Oct. 17, 1994
54	at San Diego	Sept. 29, 1996
54	vs. San Diego	Nov. 24, 1996

Fewest Passes Attempted, Game

3	vs. Oakland	Oct. 20, 1968
6	at Oakland	Dec. 13, 1969
10	vs. Denver	Sept. 24, 1978

Most Passes Attempted, Both Teams, Game

100	KC (46) vs. Tampa Bay (54)	Oct. 28, 1964
95	KC (54) at San Diego (41)	Sept. 29, 1996
90	KC (59) at Dallas (31)	Nov. 20, 1983
90	KC (41) at San Diego (49)	Dec. 11, 1983

Fewest Passes Attempted, Both Teams, Game

26	KC (6) at Oakland (20)	Dec. 13, 1969
26	KC (13) at Tampa Bay (13)	Dec. 16, 1979
27	KC (14) vs. Houston (13)	Sept. 10, 1978

Most Passes Completed, Season

370	2004
369	1983
366	1994
365	2016
363	2017

Most Passes Completed, Consecutive Seasons

728 (365, 363)	2016-17
709 (339, 370)	2003-04
687 (370, 317)	2004-05
675 (310, 365)	2015-16
674 (369, 305)	1983-84

Fewest Passes Completed, Season

145	1982 (9 games)
154	1970
156	1968

Most Passes Completed, Game

39	at Oakland	Nov. 5, 2000
37	at San Diego	Oct. 9, 1994
34	at Denver	Oct. 17, 1994
34	at Denver	Dec. 7, 2003
34	vs. San Diego	Sept. 11, 2016
33	at Dallas	Nov. 20, 1983
33	at Miami	Dec. 12, 1994

33	at San Diego	Jan. 2, 2005
33	at Detroit	Dec. 23, 2007
33	at Denver	Nov. 14, 2010
33	at Los Angeles Rams	Nov. 19, 2018

Fewest Passes Completed, Game

2	vs. Oakland	Oct. 20, 1968
2	at Oakland	Dec. 13, 1969
5	7 times: Last at Seattle	Dec. 17, 1978

Most Passes Completed, Both Teams, Game

62	Kansas City (31) at San Diego (31)	Dec. 11, 1983
59	Kansas City (34) vs. San Diego (25)	Sept. 11, 2016
57	Kansas City (31) at San Diego (26)	Oct. 30, 2005
56	Kansas City (33) at Denver (23)	Nov. 14, 2010
55	Kansas City (23) vs. San Diego (32)	Oct. 14, 1984
55	Kansas City (26) vs. Tampa Bay (29)	Oct. 28, 1984

Fewest Passes Completed, Both Teams, Game

11	Kansas City (10) vs. San Diego (1)	Sept. 20, 1998
12	Kansas City (7) at Tampa Bay (5)	Dec. 16, 1979
13	Kansas City (2) at Oakland (11)	Dec. 13, 1969
13	Kansas City (8) vs. Boston (5)	Oct. 11, 1970

Most 20+ Yard Completions, Season (Since 1990)

63	2018
60	2004
59	2000
55	2003
54	2017
53	2001

Most 20+ Yard Completions, Game (Since 1990)

9	vs. St. Louis	Oct. 22, 2000
	(6 Grbac, 2 Moon, 1 Morris)	
9	at Denver (9 Cassel)	Nov. 14, 2010
9	at L.A. Rams (9 Mahomes)	Nov. 19, 2018
7	at L.A. Raiders (7 Krieg)	Dec. 6, 1992
7	at San Diego (7 Gannon)	Nov. 22, 1998
7	at Oakland (7 Grbac)	Nov. 5, 2000
7	at Arizona (7 Green)	Oct. 21, 2001
7	vs. Indianapolis (7 Green)	Oct. 31, 2004
7	at New York Jets (7 Smith)	Dec. 3, 2017

Most Net Passing Yards, Season

4,406	2004
4,341	1983
4,149	2000
4,104	2017
3,981	2003

Most Net Passing Yards, Consecutive Seasons

8,387 (3,981, 4,406)	2003-04
8,216 (4,406, 3,810)	2004-05
7,909 (4,341, 3,568)	1983-84
7,844 (3,740, 4,104)	2016-17
7,814 (4,149, 3,665)	2000-01

Fewest Passing Yards, Season

1,555	1982 (9 games)
1,660	1979
1,719	1970

Most Gross Passing Yards, Game (All 400+)

504	at Oakland	Nov. 5, 2000
478	at L.A. Rams	Nov. 19, 2018

469 at Denver	Nov. 14, 2010
435 vs. Denver	Nov. 1, 1964
432 at Dallas	Nov. 20, 1983
412 vs. Denver	Dec. 19, 1965
411 at San Diego	Dec. 11, 1983
400 at Green Bay	Oct. 12, 2003

Most Net Passing Yards, Game

474 at Oakland	Nov. 5, 2000
448 at L.A. Rams	Nov. 19, 2018
433 at Denver	Nov. 14, 2010
406 at San Diego	Dec. 11, 1983
400 at Green Bay	Oct. 12, 2003
395 at New Orleans	Sept. 8, 1985

Fewest Gross Passing Yards, Game

16 vs. Oakland	Oct. 20, 1968
39 vs. Houston	Nov. 15, 1981
42 at Seattle	Sept. 30, 1979
44 at Denver	Oct. 8, 1961
46 at Tampa Bay	Dec. 16, 1979

Fewest Net Passing Yards, Game

-22 vs. Oakland	Nov. 8, 1963
15 at Seattle	Sept. 30, 1979
16 vs. Oakland	Oct. 20, 1968
18 at Denver	Oct. 4, 1970
19 at San Diego	Dec. 12, 2010

Most Net Passing Yards, Both Teams, Game

859 Kansas City (387) vs. Indianapolis (472)	Oct. 31, 2004
827 Kansas City (448) at L.A. Rams (379)	Nov. 19, 2018
782 Kansas City (406) at San Diego (376)	Dec. 11, 1983
764 Kansas City (322) at Pittsburgh (442)	Sept. 16, 2018
748 Kansas City (331) at Oakland (417)	Oct. 19, 2017
732 Kansas City (433) at Denver (299)	Nov. 14, 2010
716 Kansas City (474) at Oakland (242)	Nov. 5, 2000
698 Kansas City (229) at Oakland (469)	Nov. 3, 1968

Fewest Passing Yards, Both Teams, Game

67 Kansas City (22) at Tampa Bay (45)	Dec. 16, 1979
81 Kansas City (34) vs. Houston (47)	Sept. 10, 1978

Most Individual 100-Yard Receiving Games, Season

14	2000, 2004
11	1964
9	2017, 2018
8	1966, 1983
7	1987, 2003, 2006, 2007, 2016

Most Consecutive Individual 100-Yard Receiving Games, Season

7	2000
6	2004
4	1964, 2016
3	1966, 1984, 1992, 1994, 2005, 2007, 2010, 2018 (2 times)
2	1961, 1962, 1963, 1965, 1968, 1969, 1980, 1982, 1983, 1985, 1987, 1988, 1989, 1998, 1999, 2001, 2006, 2007, 2008, 2011, 2017 (3 times), 2018

Most Times Sacked, Season

57	1980
55	2007
53	1975

Fewest Times Sacked, Season

19	1994
21	1978, 1991, 1995, 2003
22	1990

Most Times Sacked, Game

10 vs. Baltimore	Nov. 2, 1980
9 vs. San Diego	Dec. 2, 2007
8 at Pittsburgh	Dec. 5, 1982
8 vs. L.A. Raiders	Dec. 12, 1982

Most Times Sacked, Both Teams, Game

13 Kansas City (2) vs. Cleveland (11)	Sept. 30, 1984
13 Kansas City (6) vs. Houston (7)	Sept. 21, 1986

Most Consecutive Games Without Allowing A Sack

3	1988, 2000
---	------------

Most Consecutive Seasons Leading League, Completion Percentage

*4	1966-69
*NFL RECORD	

Highest Completion Percentage, Season

66.90	429-287	2018
66.85	543-363	2017
66.85	546-365	2016
65.95	561-370	2004
65.54	473-310	2015
63.25	536-339	2003

Lowest Completion Percentage, Season

44.36	(399-177)	1961
48.05	(435-209)	1960
48.90	(409-200)	1965
49.33	(521-257)	1986
50.38	(395-199)	1965

Most Passing Touchdowns, Season

41	2018
32	1964
31	1966
30	1963
29	1983, 2000

Fewest Passing Touchdowns, Season

7	1978, 1979
8	2012
10	1973, 1982 (9 games)
11	1974, 1977
13	1981, 2011

Most Passing Touchdowns, Game

6 vs. Denver	Nov. 1, 1964
6 at Pittsburgh	Sept. 16, 2018
6 at Los Angeles Rams	Nov. 19, 2018
5	7 times; Last at Oakland Dec. 15, 2013

Most Passing Touchdowns, Both Teams, Game

10 Kansas City (6) at L.A. Rams (4)	Nov. 19, 2018
9 Kansas City (4) at Denver (5)	Nov. 14, 2010
9 Kansas City (6) at Pittsburgh (3)	Sept. 16, 2018
8 Kansas City (6) vs. Denver (2)	Nov. 1, 1964
8 Kansas City (4) at San Diego (4)	Dec. 11, 1983
8 Kansas City (3) vs. IND (5)	Oct. 31, 2004

Most Passes Had Intercepted, Season

27 1961
26 1977
25 1974

Fewest Passes Had Intercepted, Season

5 1990
6 2014
7 2015
8 1982 (9 games), 2010, 2016, 2017
9 2013
10 1993, 1994, 1997, 2005

Most Passes Had Intercepted, Game

7 vs. Pittsburgh Oct. 13, 1974
6 at Seattle Nov. 4, 1984
6 vs. L.A. Raiders Oct. 20, 1985

Most Passes Had Intercepted, Both Teams, Game

9 Kansas City (3) vs. Miami (6) Nov. 13, 1966
8 8 times
Last; Kansas City (2) at Oakland (6) Oct. 23, 2011

Punting

Most Seasons Leading League (Average Distance)

*6 1968, 1971-73, 1979, 1984
*NFL RECORD

Most Consecutive Seasons Leading League

3 1971-73

Most Punts, Season

104 1999
99 1986
98 1984

Fewest Punts, Season

38 1982 (9 games)
54 1962
55 2004
57 1991

Most Punts, Game

11 at N.Y. Jets Sept. 18, 1965
11 vs. Baltimore Sept. 2, 1979
11 at San Francisco Nov. 17, 1985
11 at Cleveland Nov. 19, 1989
11 vs. San Diego Nov. 13, 1994
11 at Chicago Dec. 4, 2011
10 vs. Denver Oct. 6, 1974
10 at Oakland Oct. 5, 1980
10 at N.Y. Jets Oct. 2, 1988
10 at San Diego Nov. 26, 2000
10 at N.Y. Jets Dec. 30, 2007
10 at Jacksonville Sept. 8, 2013

Fewest Punts, Game

0 at L.A. Raiders Dec. 22, 1991
0 vs. Carolina Dec. 10, 2000
0 vs. Cincinnati Oct. 21, 2018

Highest Punting Average Distance, Season

46.83 (83-3,887) 2012
45.89 (89-4,084) 2011
45.53 (80-3,642) 1973

45.33 (89-4,034) 2013
45.26 (65-2,942) 1968

Lowest Punting Average Distance, Season

36.06 (54-1,947) 1962
37.83 (64-2,422) 2002
38.53 (70-2,697) 1981

Most Punts Had Blocked, Season

2 1974, 1975, 1985, 1999

Most Punts Had Blocked, Game

2 vs. Denver Oct. 27, 1985

Punt Returns

Most Seasons Leading League (Average Return)

6 1960, 1968, 1970, 1979-80, 2003

Most Punt Returns, Season (All 50+)

59 2013
58 1979, 1995, 1999
52 2010

Fewest Punt Returns, Season

15 1982 (9 games)
24 2004
26 1961, 1963, 2008

Most Punt Returns, Game

9 at Oakland Nov. 15, 2009
8 vs. San Diego Nov. 10, 1974
8 at St. Louis Dec. 19, 2010
7 vs. Oakland Sept. 23, 1979
7 vs. N.Y. Giants Oct. 21, 1979
7 vs. Detroit Sept. 26, 1999
7 at Denver Dec. 5, 1999
7 at Oakland Oct. 21, 2007
7 at Jacksonville Sept. 8, 2013
7 at Washington Dec. 8, 2013

Most Punt Returns, Both Teams, Game

15 Kansas City (6) vs. Baltimore (9) Sept. 2, 1979

Most Punt Return Yards, Season (All 600+)

695 2013
640 1999
612 1979

Fewest Punt Return Yards, Season

126 1972
129 1982 (9 games)
150 1971

Most Punt Return Yards, Game

177 at Washington Dec. 8, 2013
160 vs. San Diego Sept. 13, 2010
141 vs. Oakland Sept. 23, 1979
139 at Denver Dec. 5, 1999
131 vs. Boston Dec. 11, 1960

Highest Punt Return Average, Season

16.42 (33-542) 2003
15.03 (33-496) 1960
14.80 (40-592) 2016
14.53 (40-581) 1980

14.52 (31-450)	1968
----------------	------

Lowest Punt Return Average, Season

4.34 (29-126)	1972
4.69 (32-150)	1971
6.29 (35-220)	2017
6.50 (26-169)	2008
6.53 (32-209)	2009

Most Punt Return Touchdowns, Season

2	1968, 1979, 1980, 1992, 1999, 2002, 2003, 2013, 2016
1	1960, 1965, 1966, 1987, 1995, 1997, 2006, 2010, 2017

Most Punt Return Touchdowns, Game

1	29 times; Last at L.A. Chargers	Sept. 9, 2018
---	---------------------------------	---------------

Most Punt Return Touchdowns, Both Teams, Game

*2	Kansas City (1) at Buffalo (1)	Sept. 11, 1966
----	--------------------------------	----------------

*NFL RECORD

Kickoff Returns

Most Kickoff Returns, Season

80	2008
77	2009
75	2004
70	1987, 2000
68	2005

Fewest Kickoff Returns, Season

31	1973
34	1982 (9 games)
35	2015
37	1962
38	1968, 1998
39	1992

Most Kickoff Returns, Game

11	vs. Buffalo	Nov. 23, 2008
10	vs. Oakland	Nov. 2, 1967
10	vs. Seattle	Sept. 20, 1987
9	vs. Pittsburgh	Nov. 10, 1985

Most Kickoff Return Yards, Season

1,820	2004
1,716	2008
1,666	2009
1,591	2005
1,577	2003

Fewest Kickoff Return Yards, Season

722	1992
723	1982 (9 games)
725	1973
736	1968
784	1990

Most Kickoff Return Yards, Game

251	at Miami	Dec. 12, 1994
245	at San Diego	Oct. 15, 1967
236	vs. Pittsburgh	Nov. 10, 1985

Highest Kickoff Return Average, Season

*29.91 (44-1,316)	2013
27.64 (53-1,465)	1961
26.59 (41-1,090)	1969

25.81 (37-955)	1962
----------------	------

*NFL RECORD

Lowest Kickoff Return Average, Season

16.52 (56-925)	1988
17.04 (46-784)	1990
17.20 (54-929)	1983

Most Kickoff Return Touchdowns, Season

2	1987, 1995, 2003, 2004, 2013
1	1961, 1963, 1967, 1969, 1986, 1994, 1996, 1997, 2002, 2005, 2009, 2014, 2016

Most Kickoff Return Touchdowns, Game

1	23 times; Last at Denver	Nov. 27, 2016
---	--------------------------	---------------

Fumbles

Most Fumbles, Season

42	1980
----	------

Fewest Fumbles, Season

7	2002
13	1982 (9 games), 2003
14	2017
15	2010
16	2015

Most Fumbles, Game

*10	vs. Houston	Oct. 12, 1969
-----	-------------	---------------

*NFL RECORD

Most Fumbles, Both Teams, Game

*14	Kansas City (10) vs. Houston (4)	Oct. 12, 1969
-----	----------------------------------	---------------

*NFL RECORD

Most Fumbles Lost, Season

24	1981, 1987
21	1965, 1977

Fewest Fumbles Lost, Season

*2	2002
3	2017
4	1982 (9 games)
6	2003, 2010
8	1967, 1991, 2008, 2015

*NFL RECORD

Most Fumbles Lost, Game

6	vs. Houston	Oct. 12, 1969
---	-------------	---------------

Most Turnovers, Season

47	1977
46	1981
41	1965, 1987, 1989
40	1964

Fewest Turnovers, Season

11	2017
12	1982 (9 games)
14	2010
15	2002, 2015
17	2014, 2016

Most Turnovers, Game

9	vs. Buffalo	Oct. 17, 1965
9	vs. Pittsburgh	Oct. 13, 1974

8 vs. San Diego	Sept. 20, 1981
-----------------	----------------

Most Turnovers, Both Teams, Game

16 Kansas City (7) vs. Houston (9)	Oct. 12, 1969
------------------------------------	---------------

Penalties

Fewest Penalties, Season

43	1982 (9 games)
----	----------------

52	1963
----	------

56	1964
----	------

61	1966
----	------

Most Penalties, Season

*158	1998
------	------

127	1994
-----	------

126	1999
-----	------

122	1993, 1996
-----	------------

*NFL RECORD

Fewest Penalties, Game

*0 vs. Buffalo	Oct. 2, 1966
----------------	--------------

0 vs. Oakland	Dec. 8, 1974
---------------	--------------

1 24 times; Last at San Diego	Dec. 29, 2013
-------------------------------	---------------

*NFL RECORD

Most Penalties, Game

17 at Seattle	Nov. 8, 1998
---------------	--------------

15 vs. San Diego	Sept. 20, 1998
------------------	----------------

15 at New England	Sept. 7, 2017
-------------------	---------------

14 at Atlanta	Sept. 18, 1994
---------------	----------------

14 at Denver	Oct. 17, 1994
--------------	---------------

Fewest Penalties, Both Teams, Game

1 Kansas City (0) vs. Buffalo (1)	Oct. 2, 1966
-----------------------------------	--------------

Most Penalties, Both Teams, Game

30 Kansas City (17) at Seattle (13)	Nov. 8, 1998
-------------------------------------	--------------

27 Kansas City (12) at Oakland (15)	Nov. 7, 2010
-------------------------------------	--------------

26 Kansas City (7) vs. San Diego (19)	Oct. 16, 1997
---------------------------------------	---------------

26 Kansas City (11) vs. Oakland (15)	Dec. 24, 2011
--------------------------------------	---------------

25 Kansas City (11) vs. Denver (14)	Sept. 20, 1993
-------------------------------------	----------------

24 Kansas City (13) at L.A. Raiders (11)	Oct. 9, 1983
--	--------------

24 Kansas City (12) vs. L.A. Raiders (12)	Sept. 16, 1984
---	----------------

24 Kansas City (10) vs. L.A. Raiders (14)	Dec. 13, 1987
---	---------------

24 Kansas City (14) at Atlanta (10)	Sept. 18, 1994
-------------------------------------	----------------

24 Kansas City (14) at Denver (10)	Oct. 17, 1994
------------------------------------	---------------

24 Kansas City (15) vs. San Diego (9)	Sept. 20, 1998
---------------------------------------	----------------

24 Kansas City (10) at Oakland (14)	Oct. 23, 2011
-------------------------------------	---------------

24 Kansas City (9) at Denver (15)	Nov. 27, 2016
-----------------------------------	---------------

24 Kansas City (12) at Pittsburgh (12)	Sept. 16, 2018
--	----------------

Fewest Yards Penalized, Season

371	1982 (9 games)
-----	----------------

515	1974
-----	------

577	2006
-----	------

602	2001
-----	------

604	1964
-----	------

Most Yards Penalized, Season

1,304	1998
-------	------

Fewest Yards Penalized, Game

0 vs. Buffalo	Oct. 2, 1966
---------------	--------------

0 vs. Oakland	Dec. 8, 1974
---------------	--------------

1 vs. San Diego	Dec. 22, 2002
-----------------	---------------

3 vs. Buffalo	Sept. 11, 2011
---------------	----------------

5 11 times; Last at San Diego	Dec. 29, 2013
-------------------------------	---------------

Most Yards Penalized, Game

154 vs. Oakland	Nov. 1, 1970
-----------------	--------------

152 at Seattle	Nov. 8, 1998
----------------	--------------

141 at San Diego	Oct. 25, 1987
------------------	---------------

Fewest Yards Penalized, Both Teams, Game

10 Kansas City (10) vs. Boston (0)	Nov. 17, 1968
------------------------------------	---------------

10 Kansas City (0) vs. Oakland (10)	Dec. 8, 1974
-------------------------------------	--------------

10 Kansas City (5) at Denver (5)	Dec. 7, 2008
----------------------------------	--------------

Most Yards Penalized, Both Teams, Game

259 KC (141) at San Diego (118)	Oct. 25, 1987
---------------------------------	---------------

258 KC (126) vs. L.A. Raiders (132)	Sept. 16, 1984
-------------------------------------	----------------

* - Playoff Game ** - Super Bowl



Scoring

Fewest Points Allowed, Season

170	1968
177	1969
184	1982 (9 games)
192	1973
208	1971

Lowest Scoring Average, Season

12.1	(170 in 14 games)	1968
12.6	(177 in 14 games)	1969
13.7	(192 in 14 games)	1973
14.5	(232 in 16 games)	1997
14.9	(208 in 14 games)	1971

Most Points Allowed, Season

440	2008
435	2004
425	2012
424	2009

Highest Scoring Average, Season

27.5	(440 in 16 games)	2008
27.2	(435 in 16 games)	2004
26.9	(376 in 14 games)	1976
26.6	(425 in 16 games)	2012
26.5	(424 in 16 games)	2009

Most Points Allowed, Game

54	vs. Buffalo	Nov. 23, 2008
54	at L.A. Rams	Nov. 19, 2018
51	at Seattle	Nov. 27, 1983 (OT)
50	at Buffalo	Oct. 3, 1976
49	at Oakland	Nov. 5, 2000
49	at Denver	Nov. 14, 2010

Most First-Half Points Allowed, Game

35	at San Diego	Oct. 25, 1987
35	at Denver	Nov. 14, 2010
34	vs. Seattle	Dec. 11, 1977
31	Seven times, last at Pittsburgh	Oct. 15, 2006

Fewest First-Half Points Allowed, Season

74	1969
95	1982 (9 games)
97	1965
101	1973
103	1968

Most First-Quarter Points Allowed, Season

101	1998
95	1976, 2012
93	2009
92	1997
88	1987

Fewest First-Quarter Points Allowed, Season

29	1963, 1969
30	1973
32	1970
33	1965, 1966
37	1984

Most First-Quarter Points Allowed, Game

31	at Buffalo	Sept. 13, 1962
----	------------	----------------

22	at Pittsburgh	Oct. 2, 2016
21	at Denver	Nov. 16, 1986
21	at Denver	Nov. 14, 2010
17	vs. Oakland	Nov. 23, 1967
17	at Denver	Oct. 27, 1996
17	vs. Pittsburgh	Sept. 14, 2003
17	at Denver	Sept. 26, 2005
17	vs. San Diego	Sept. 30, 2012

Most Second-Quarter Points Allowed, Season

152	2004
141	2008
135	1985
133	1999
127	1961, 1984

Fewest Second-Quarter Points Allowed, Season

45	1969
55	1979, 1982 (9 games)
57	1968, 1992
59	1995
64	1965

Most Second-Quarter Points Allowed, Game

28	vs. San Diego	Nov. 15, 1964
28	vs. Oakland	Oct. 16, 1966
28	at Baltimore	Dec. 21, 1980
28	at Seattle	Nov. 4, 1984
28	at Seattle	Sept. 11, 1988
24	at Oakland	Nov. 3, 1968

Most Third-Quarter Points Allowed, Season

106	2008, 2012
103	2001
100	2009
98	1975
95	2011

Fewest Third-Quarter Points Allowed, Season

22	1971
29	1995
31	1982 (9 games)
34	1974
35	1973

Most Third-Quarter Points Allowed, Game

28	at Houston	Oct. 24, 1965
22	at Boston	Nov. 18, 1960
21	Nine times; Last at Baltimore	Sept. 13, 2009

Most Fourth-Quarter Points Allowed, Season

139	1961
130	1983, 2002
129	2004
127	1976
121	1985

Fewest Fourth-Quarter Points Allowed, Season

27	1968
44	1997
54	2013
56	1973
57	1960, 1962, 1981

Most Fourth-Quarter Points Allowed, Game

24	at New Orleans	Sept. 8, 1985
----	----------------	---------------





22 vs. Denver Nov. 1, 1964
21 13 times; Last at Houston Oct. 8, 2017

Most Second-Half Points Allowed, Game

38 at Houston Oct. 24, 1965
37* at Seattle Nov. 27, 1983
35 vs. San Diego Oct. 20, 1963
35 vs. Pittsburgh Nov. 7, 1976
31 at Miami Sept. 22, 1985
31 at Miami Dec. 12, 1994
31 vs. San Diego Nov. 24, 2013
31 at L.A. Rams Nov. 19, 2018

*Includes three in OT

Fewest Second-Half Points Allowed, Season

67 1968
89 1982 (9 games)
91 1973, 1997
96 1971
101 1972

Fewest Touchdowns Allowed, Season

18 1968
19 1969
21 1971

Most Touchdowns Allowed, Season

53 2004
51 1976
49 2008
48 2009
47 2012

Most Touchdowns Allowed, Game

7 at Buffalo Oct. 3, 1976
7 at Oakland Nov. 5, 2000
7 at Denver Nov. 14, 2010
6 16 times; Last at Pittsburgh Oct. 2, 2016

Most Shutouts, Season

3 1960
2 1967, 1969

Most Consecutive Shutouts

2 1960 Dec. 4-11, 1960

Most Games Allowed 10 Points or Less, Season

9 1968
7 1969
6 1973, 1979, 1990, 1995

Most Consecutive Games Allowed 10 Points or Less

5 1968
3 1960, 1968, 1995, 1997

Largest Opponent Comeback Victories

Opponent	Deficit	Final	Date
21 vs. Tampa Bay	24-3	27-30 (OT)	Nov. 2, 2008
18 vs. Philadelphia	24-6	31-37	Oct. 2, 2005
18 vs. San Diego	21-3	21-22	Dec. 14, 2008
17 at Houston	17-0	36-38	Oct. 24, 1965
17 vs. L.A. Raiders	17-0	17-24	Oct. 5, 1986
17 at Chicago	17-0	27-28	Nov. 13, 1977
17 at San Diego	34-17	37-38	Nov. 22, 1998
17 vs. Oakland	17-0	38-41 (OT)	Jan. 2, 2000

First Downs

Fewest First Downs Allowed, Season

170 1982 (9 games)
181 1969
200 1965
204 1964

Most First Downs Allowed, Season

367 2002
352 2017
344 1987, 2008
342 2016
336 1985

Fewest First Downs Allowed, Game

5 vs. Oakland Dec. 7, 1997
6 at Boston Sept. 21, 1969
6 vs. Boston Oct. 11, 1970
6 at Chicago Dec. 29, 1990
7 10 times; Last at Washington Oct. 18, 2009

Most First Downs Allowed, Game

35 vs. San Diego Oct. 19, 1986
34 at Denver Nov. 18, 1974
34 at Cleveland Oct. 30, 1977

Fewest Rushing First Downs Allowed, Season

52 1968
53 1969
67 1965

Most Rushing First Downs Allowed, Season

169 1977
162 1988
149 1975

Fewest Rushing First Downs Allowed, Game

*0 vs. Houston Dec. 4, 1960
0 vs. Buffalo Dec. 3, 1967
0 at Denver Oct. 3, 1971
0 at Oakland Dec. 3, 1995
0 vs. Oakland Dec. 7, 1997
0 vs. St. Louis Dec. 8, 2002
0 vs. N.Y. Jets Sept. 11, 2005
1 19 times; Last vs. Oakland Dec. 24, 2011

*NFL RECORD

Most Rushing First Downs Allowed, Game

21 vs. Pittsburgh Nov. 7, 1976
20 at Oakland Dec. 28, 2002
19 at Cleveland Oct. 30, 1977

Fewest Passing First Downs Allowed, Season

92 1982 (9 games)
95 1973
111 1969, 1970

Most Passing First Downs Allowed, Season

227 2002
209 2016
204 2017
202 2000
195 2008

Fewest Passing First Downs Allowed, Game



*0 at Houston	Oct. 9, 1988
0 vs. San Diego	Sept. 20, 1998
2 8 times; Last at Denver	Jan. 1, 2012

*NFL RECORD

Most Passing First Downs Allowed, Game

25 at Denver	Nov. 18, 1974
25 at Denver	Nov. 14, 2010
25 at Pittsburgh	Sept. 16, 2018
23 at Oakland	Oct. 19, 2017
23 at L.A. Chargers	Sept. 9, 2018
22 at Cincinnati	Dec. 6, 1987
22 vs. Philadelphia	Oct. 2, 2005

Fewest Penalty First Downs Allowed, Season

9 1982 (9 games)
11 1964
13 1980

Most Penalty First Downs Allowed, Season

*56 1998
40 2004
36 1993, 2017
34 2015
33 1987

*NFL RECORD

Most Penalty First Downs Allowed, Game

7 2 times; Last N.Y. Jets	Dec. 11, 2011
6 11 times; Last at Pittsburgh	Sept. 16, 2018

Net Yards Allowed Passing and Rushing

Fewest Yards Allowed, Season

2,733 1982 (9 games)
3,163 1969
3,575 1973
3,667 1970
3,749 1965

Most Yards Allowed, Season

6,291 2008
6,248 2002
6,211 2009
6,037 2004
5,896 2016

Fewest Yards Allowed, Game

89 vs. Seattle	Dec. 24, 1995
91 vs. Houston	Oct. 12, 1969
93 vs. Oakland	Dec. 7, 1997
100 at Boston	Sept. 21, 1969
105 vs. Boston	Dec. 14, 1963
105 vs. Boston	Oct. 11, 1970

Most Yards Allowed, Game

563 vs. Houston	Dec. 16, 1990
542 at N.Y. Jets	Oct. 2, 1988 (OT)
542 at Tennessee	Dec. 13, 2004
541 at L.A. Chargers	Sept. 9, 2018
539 at Oakland	Nov. 3, 1968
539 vs. Oakland	Oct. 3, 1977
535 vs. Denver	Dec. 1, 2013

Fewest Plays Allowed, Season

556 1982 (9 games)
808 1969
813 1971

Most Plays Allowed, Season

1,159 1984
1,126 1985
1,102 1981

Fewest Plays Allowed, Game

39 vs. Houston	Oct. 22, 1967
39 vs. Oakland	Dec. 7, 1997
40 vs. Cincinnati	Oct. 13, 1968
40 at Boston	Sept. 21, 1969

Most Plays Allowed, Game

97 at N.Y. Jets	Oct. 2, 1988 (OT)
95 vs. San Diego	Oct. 19, 1986
91 vs. Chicago	Nov. 8, 1981

Rushing

Fewest Rushing Attempts Allowed, Season

279 1982 (9 games)
316 1969
343 1967

Most Rushing Attempts Allowed, Season

634 1977
609 1988
601 1978

Fewest Rushing Attempts Allowed, Game

9 at Oakland	Dec. 5, 2004
11 at New Orleans	Sept. 4, 1994
11 at Oakland	Dec. 3, 1995
11 vs. Oakland	Dec. 10, 2017
12 at N.Y. Jets	Nov. 27, 1966
12 at Seattle	Nov. 28, 2010

Most Rushing Attempts Allowed, Game

65 at Buffalo	Oct. 29, 1973
62 at Tampa Bay	Dec. 16, 1979
61 at Oakland	Dec. 8, 1973
61 vs. Chicago	Nov. 8, 1981

Fewest Rushing Yards Allowed, Season

980 1960
1,066 1982 (9 games)
1,091 1969

Fewest Rushing Yards Per Game Allowed, Season

70.0 (980 in 14 games)	1960
77.9 (1,091 in 14 games)	1969
82.9 (1,327 in 16 games)	1995

Most Rushing Yards Allowed, Season

2,971 1977
2,861 1976
2,712 1975

Most Rushing Yards Per Game Allowed, Season

211.8 (2,971 in 14 games)	1977
204.4 (2,861 in 14 games)	1976
193.7 (2,712 in 14 games)	1975





Fewest Rushing Yards Allowed, Game

-27 vs. Houston	Dec. 4, 1960
3 at San Diego	Nov. 19, 1961
8 at Oakland	Dec. 3, 1995

Most Rushing Yards Allowed, Game

351 vs. Cleveland	Dec. 20, 2009
332 vs. Tennessee	Oct. 19, 2008
330 vs. Pittsburgh	Nov. 7, 1976
322 at Cleveland	Oct. 30, 1977
300 vs. Oakland	Sept. 14, 2008

Fewest Individual 100-Yard Games Allowed, Season

0	1960, 1969, 1971, 1981, 1995
---	------------------------------

Most Individual 100-Yard Games Allowed, Season

9	2003
8	1976, 1977, 2007

Fewest Rushing Touchdowns Allowed, Season

4	1968
5	2016
6	1969, 1971
7	1982 (9 games), 1995, 2013, 2015

Most Rushing Touchdowns Allowed, Season

25	2008
24	1975, 1976
23	1977, 1988

Most Rushing Touchdowns Allowed, Game

5 vs. Pittsburgh	Nov. 7, 1976
5 at Denver	Dec. 7, 2003
4 6 times; Last vs Tennessee	Oct. 19, 2008

Passing

Fewest Pass Attempts Allowed, Season

262	1982 (9 games)
324	1973
325	1975
333	1977

Most Pass Attempts Allowed, Season

616	2002
607	2015
598	2016
596	1995
592	2013

Fewest Pass Attempts Allowed, Game

8 vs. Denver	Nov. 13, 2011
9 at N.Y. Jets	Nov. 7, 1971
9 vs. Oakland	Dec. 8, 1974
10 vs. L.A. Raiders	Sept. 16, 1973
10 at San Diego	Dec. 18, 1988

Most Pass Attempts Allowed, Game

65 vs. San Diego	Oct. 19, 1986
61 vs. Seattle	Sept. 29, 1985
61 vs. Jacksonville	Oct. 7, 2018
60 at Oakland	Oct. 5, 1980
60 at Pittsburgh	Sept. 16, 2018

Fewest Pass Completions Allowed, Season

155	1982 (9 games)
-----	----------------

157 1973

175	1977
186	1972, 1975
195	1970

Most Pass Completions Allowed, Season

403	2002
350	2016
348	2008
349	2015
334	2013

Fewest Pass Completions Allowed, Game

1 vs. San Diego	Sept. 20, 1998
2 vs. Denver	Nov. 13, 2011
3 vs. Houston	Oct. 22, 1967
3 at N.Y. Jets	Nov. 7, 1971
3 vs. Oakland	Dec. 8, 1974
4 at San Diego	Nov. 2, 1986
4 at Houston	Oct. 9, 1988

Most Pass Completions Allowed, Game

39 at New England	Sept. 22, 2002
39 at Pittsburgh	Sept. 16, 2018
37 vs. San Diego	Dec. 22, 1985
37 vs. San Diego	Oct. 19, 1986
37 vs. New Orleans	Oct. 23, 2016
35 vs. Oakland	Oct. 27, 2002
34 vs. L.A. Raiders	Sept. 12, 1985
34 vs. San Diego	Dec. 14, 2008
34 at L.A. Chargers	Sept. 9, 2018

Fewest Net Passing Yards Allowed, Season

1,619	1973
1,667	1982 (9 games)
1,942	1973
2,010	1970

Most Net Passing Yards Allowed, Season

4,203	2004
4,181	2002
3,962	2013
3,958	2016
3,952	2017

Fewest Net Passing Yards Allowed, Game

-19 vs. San Diego	Sept. 20, 1998
9 vs. N.Y. Jets	Nov. 7, 1971
12 vs. Oakland	Dec. 8, 1974

Most Net Passing Yards Allowed, Game

505 vs. Houston	Dec. 16, 1990
472 vs. Indianapolis	Oct. 31, 2004
469 at Oakland	Nov. 3, 1968

Fewest Individual 300-Yard Games Allowed, Season

0	1962, 1970, 1971, 1972, 1973, 1974, 1977, 1978, 1988, 2000
---	--

Most Individual 300-Yard Games Allowed, Season

8	2002
---	------

Fewest Passing Touchdowns Allowed, Season

10	1969
11	1971, 1973
12	1982 (9 games), 1988





Most Passing Touchdowns Allowed, Season

32	2004
29	2012
27	2002
25	1964, 1976, 1980, 1987, 2000, 2005, 2009, 2013, 2015
24	1999

Most Passing Touchdowns Allowed, Game

5	vs. Indianapolis	Oct. 31, 2004
5	at Denver	Nov. 14, 2010
5	vs. Denver	Dec. 1, 2013
5	at Green Bay	Sept. 28, 2015
5	at Pittsburgh	Oct. 2, 2016
4	16 times; Last at Detroit	Sept. 18, 2011

Sacks

Most Seasons Leading League

4	1960, 1965, 1969, 1990
---	------------------------

Most Sacks, Season

60.0	1990
54.0	1997
51.0	2000
50.0	1984, 1992

Fewest Sacks, Season

*10.0	2008
15.0	1982 (9 games)
22.0	1976, 2009
23.0	1988
*NFL RECORD	

Most Sacks, Game

11.0	vs. Cleveland	Sept. 30, 1984
10.0	vs. Oakland	Sept. 6, 1998
9.0	at Buffalo	Nov. 2, 1969
9.0	vs. Seattle	Nov. 11, 1990
9.0	vs. Oakland	Oct. 13, 2013

Most Opponents Yards Lost Attempting to Pass, Season

439	1968
-----	------

Fewest Opponents Yards Lost Attempting to Pass, Season

62	2008
120	1982 (9 games)
137	2009

Interceptions By

Most Consecutive Seasons Leading League

5	1966-70
---	---------

Most Passes Intercepted By, Season

37	1968
33	1966
32	1960, 1962, 1969

Fewest Passes Intercepted By, Season

7	2012
11	1987
12	1982 (9 games), 1994

Most Passes Intercepted By, Game

7	at San Diego	Dec. 8, 1968
6	8 times; Last vs. New York Jets	Sept. 25, 2016

Most Consecutive Games, One or More Interceptions By

23	1967-69
18	1966-67
16	1982-83

Most Yards Returning Interceptions, Season

596	1969
578	1967
567	1986

Fewest Yards Returning Interceptions, Season

119	2012
124	2006
140	1987

Most Yards Returning Interceptions, Game

188	vs. N.Y. Titans	Dec. 17, 1961
162	at Oakland	Dec. 6, 2015
142	vs. L.A. Raiders	Oct. 28, 1991
136	vs. Seattle	Dec. 11, 1977

Most Touchdowns Returning Interceptions, Season

6	1992
5	1972, 1974, 1999, 2013
4	1960, 1967, 1986, 1997, 2015, 2016

Most Touchdowns Returning Interceptions, Game

2	vs. N.Y. Titans	Dec. 17, 1961
2	at Denver	Oct. 1, 1972
2	at Denver	Dec. 19, 1982
2	vs. San Diego	Oct. 19, 1986
2	vs. Denver	Dec. 27, 1992
2	at Baltimore	Oct. 21, 1999
2	at Denver	Jan. 3, 2010
2	at Oakland	Oct. 23, 2011

Most Touchdowns Returning Interceptions, Both Teams, Game

*4	Kansas City (0) at Seattle (4)	Nov. 4, 1984
3	Kansas City (2) vs. San Diego (1)	Oct. 19, 1986
*NFL RECORD		

Opponents Interceptions

Most Yards, Interception Returns Opponents, Season

688	1984
-----	------

Most Yards Interception Returns, Opponent, Game

*325	at Seattle	Nov. 4, 1984
*NFL RECORD		

Most Touchdowns Returning Interceptions Opponents, Season

7	1984
---	------

Most Touchdowns Returning Interceptions Opponent, Game

*4	at Seattle	Nov. 4, 1984
*NFL RECORD		

Punting

Most Opponents Punts, Season





102 1995
98 1999
94 1969

Fewest Opponents Punts, Season

38 1982 (9 games)
50 2008
55 1962

Lowest Opponents Average Distance, Season

37.0 1986, 1990
38.6 1982 (9 games)
38.9 1981

Highest Opponents Average Distance, Season

47.6 2011
46.8 2012
46.6 2013
45.7 2005
45.2 2010

Most Opponents Punts Blocked, Season

6 1990
4 1986
3 1963, 1982
2 1966, 1979, 1980, 1989, 1997, 2001, 2002, 2006

Most Opponents Punts Blocked, Game

3 vs. Denver Dec. 8, 1963
2 at Seattle Sept. 30, 1979
2 vs. Cleveland Sept. 30, 1990

Punt Returns

Most Opponents Punt Returns, Season

60 1984
55 1974, 1976
54 1983

Most Opponents Punt Returns, Game

9 at Cincinnati Nov. 24, 1974

Fewest Punt Return Yards Allowed, Season

157 2016
164 2017
170 2015
179 2005
190 1991

Most Punt Return Yards Allowed, Season

702 1977
634 1974
572 1986

Most Punt Return Yards Allowed, Game

170 at San Diego Sept. 26, 1965

Lowest Punt Return Average Allowed, Season

5.23 (30-157) 2016
6.37 (46-293) 1981
6.43 (49-315) 1979
6.47 (38-246) 2013

Highest Punt Returns Average Allowed, Season

15.36 (22-338) (9 games) 1982
14.93 (29-433) 1965

14.04 (50-702) 1977

Most Punt Returns Touchdowns Allowed, Season

2 1982, 1990, 2004, 2012

Kickoff Returns

Fewest Opponents Kickoff Returns, Season

25 2011, 2017
27 2012
35 2016
40 1973
42 1982 (9 games)

Most Opponents Kickoff Returns, Season

88 2002
87 2003
85 2004
84 1966

Fewest Kickoff Return Yards Allowed, Season

486 2017
605 2011
690 2012
794 1982 (9 games)
843 2016
958 1977

Most Kickoff Return Yards Allowed, Season

2,053 2005
2,045 1966
2,043 2003
1,908 2004
1,880 2002

Most Kickoff Return Yards Allowed, Game

289 at Denver Sept. 7, 1963
278 vs. Cleveland Dec. 20, 2009

Lowest Kickoff Return Average Allowed, Season

17.17 (81-1,391) 1990
18.00 (71-1,278) 1986
18.57 (23-427) 2017
18.80 (64-1,203) 1992

Highest Kickoff Return Average Allowed, Season

25.78 (40-1,031) 1973
25.56 (27-690) 2012
25.37 (54-1,370) 1974

Most Kickoff Return Touchdowns Allowed, Season

2 1988
2 1989
2 2009

Blocked Field Goals

Most Blocked Field Goals, Season

6 1960
5 1966
4 1962, 1965, 1973
3 1963, 1967, 1996
2 1982 (9 games), 1986, 1992, 1993, 2003

Most Blocked Field Goals, Game

3 at San Diego Oct. 15, 1967





2 vs. Buffalo	Dec. 18, 1960
2 at Oakland	Nov. 3, 1963
2 at Oakland	Sept. 18, 1966
2 at San Diego	Oct. 15, 1967
2 at Green Bay	Oct. 4, 1973
2 at San Diego	Oct. 17, 1993
2 at San Diego	Nov. 30, 2003

Fumbles

Fewest Opponents Fumbles, Season

16	1971
18	1984, 2011
19	2000, 2012, 2015, 2017

Fewest Opponents Fumbles Recovered, Season

6	2011, 2012
7	1971, 2015
8	1966, 2004, 2007
9	2010
10	1982 (9 games), 1996, 2017

Most Opponents Fumbles, Season

42	1981
40	1975
39	1977

Most Opponents Fumbles Recovered, Season

26	1994
25	1990
23	1977

Turnovers

Fewest Opponents Turnovers, Season

13	2012
21	2004
22	1982 (9 games), 2007
23	2010
26	2001, 2011, 2017

Most Opponents Turnovers, Season

51	1983
49	1962, 1968, 1986

Most Opponents Turnovers, Game

9 vs. Houston	Oct. 28, 1962
9 vs. Houston	Oct. 12, 1969
9 vs. St. Louis	Oct. 2, 1983

Best Turnover Ratio, Season

26 (45 takes/19 gives)	1990
22 (49 takes/27 gives)	1968
21 (45 takes/21 gives)	1999
18 (49 takes/31 gives)	1962
18 (39 takes/21 gives)	1992
18 (36 takes/18 gives)	2013

Worst Turnover Ratio, Season

-24 (13 takes/37 gives)	2012
-13 (28 takes/41 gives)	1987
-11 (22 takes/33 gives)	2007
-8 (33 takes/41 gives)	1965
-8 (33 takes/41 gives)	1989



Single Game

Pass Attempts (All 50+)

61 Blake Bortles, Jacksonville	Oct. 7, 2018
60 Ben Roethlisberger, Pittsburgh	Sept. 16, 2018
58 Mark Hermann, San Diego	Dec. 22, 1985
56 Kyle Orton, Denver	Jan. 3, 2010
55 Rich Gannon, Oakland	Oct. 27, 2002
54 Steve DeBerg, Tampa Bay	Oct. 28, 1984
54 Tom Brady, New England	Sept. 22, 2002
52 Jim Plunkett, Oakland	Oct. 5, 1980
52 Derek Carr, Oakland	Oct. 19, 2017
51 Philip Rivers, L.A. Chargers	Sept. 9, 2018
50 Brian Griese, Denver	Oct. 20, 2002

Pass Completions (All 30+)

39 Tom Brady, New England	Sept. 22, 2002
39 Ben Roethlisberger, Pittsburgh	Sept. 16, 2018
37 Mark Hermann, San Diego	Dec. 22, 1985
37 Drew Brees, New Orleans	Oct. 23, 2016
35 Rich Gannon, Oakland	Oct. 27, 2002
34 Jim Plunkett, Oakland	Sept. 12, 1985
34 Philip Rivers, San Diego	Dec. 14, 2008
34 Philip Rivers, L.A. Chargers	Sept. 9, 2018
33 Drew Bledsoe, New England	Dec. 4, 2000
33 Donovan McNabb, Philadelphia	Oct. 2, 2005
33 Blake Bortles, Jacksonville	Oct. 7, 2018
32 Jay Cutler, Denver	Dec. 7, 2008
32 Ben Roethlisberger, Pittsburgh	Nov. 22, 2009
32 Kyle Orton, Denver	Jan. 3, 2010
31 Jim Zorn, Seattle	Sept. 27, 1981
31 Rich Gannon, Oakland	Sept. 9, 2001
31 Marc Bulger, St. Louis	Nov. 5, 2006
31 Jeff Garcia, Tampa Bay	Nov. 2, 2008
31 Derek Carr, Oakland	Dec. 6, 2015
31 Jared Goff, L.A. Rams	Nov. 19, 2018
30 Dan Fouts, San Diego	Oct. 14, 1984
30 Tony Romo, Dallas	Sept. 15, 2013

Passing Yards (All 400+)

527 Warren Moon, Houston	Dec. 16, 1990
472 Peyton Manning, Indianapolis	Oct. 31, 2004
452 Ben Roethlisberger, Pittsburgh	Sept. 16, 2018
445 Charley Johnson, Denver	Nov. 18, 1974
431 Kyle Orton, Denver	Jan. 3, 2010
430 Blake Bortles, Jacksonville	Oct. 7, 2018
426 Billy Volek, Tennessee	Dec. 13, 2004
424 Philip Rivers, L.A. Chargers	Sept. 9, 2018
417 Derek Carr, Oakland	Oct. 19, 2017
413 Pete Beathard, Houston	Sept. 9, 1968
410 Tom Brady, New England	Sept. 22, 2002
403 Peyton Manning, Denver	Dec. 1, 2013
400 John Elway, Denver	Dec. 6, 1998

Touchdown Passes

5 George Blanda, Houston	Oct. 24, 1965
5 Peyton Manning, Indianapolis	Oct. 31, 2004
5 Peyton Manning, Denver	Dec. 1, 2013
5 Aaron Rodgers, Green Bay	Sept. 28, 2015
5 Ben Roethlisberger, Pittsburgh	Oct. 2, 2016
5 Deshaun Watson, Houston	Oct. 8, 2017

Interceptions Thrown

6 John Hadl, San Diego	Dec. 8, 1968
------------------------	--------------

6 Ryan Fitzpatrick, N.Y. Jets	Sept. 25, 2016
5 George Blanda, Houston	Oct. 28, 1962
5 John Hadl, San Diego	Dec. 16, 1962
5 Babe Parilli, Boston	Dec. 14, 1963
5 George Blanda, Houston	Oct. 4, 1964
5 Pete Beathard, Houston	Oct. 12, 1969
5 Marty Domres, San Diego	Nov. 9, 1969
5 Alan Pastrana, Denver	Dec. 6, 1970
5 James Harris, San Diego	Nov. 26, 1978
5 Jim Plunkett, Oakland	Oct. 5, 1980
5 Jim Zorn, Seattle	Nov. 9, 1980
5 Dave Krieg, Seattle	Dec. 9, 1984
5 John Elway, Denver	Dec. 14, 1985

Long Pass (All 80+)

90 N. Johnson to R. Upchurch, Denver	Sept. 21, 1975
89 J. Kemp to E. Dubenion, Buffalo	Oct. 13, 1963
87 S. McNair to M. Clayton, Baltimore	Dec. 10, 2006
87 M. Hasselbeck to B. Obomanu, SEA	Nov. 28, 2010
82 J. Lee to A. Denson, Denver	Nov. 1, 1964
82 D. Lamonica to F. Biletnikoff, Oakland	Nov. 3, 1968
82 B. Griese to S. Sharpe, Denver	Oct. 20, 2002
80 J. Lee to B. Groman	Oct. 22, 1961
80 S. Wyche to B. Trumpy	Sept. 28, 1969

Pass Receptions

16 Troy Brown, New England	Sept. 22, 2002
14 Kellen Winslow, San Diego	Dec. 11, 1983
14 Jabar Gaffney, Denver	Jan. 3, 2010
13 Joe Washington, Baltimore	Sept. 2, 1979
13 Terrance Mathis, Atlanta	Sept. 18, 1994
13 Tim Brown, Oakland	Oct. 27, 2002
13 Steven Jackson, St. Louis	Nov. 5, 2006

Receiving Yards (All 200+)

250 Miles Austin, Dallas	Oct. 11, 2009
245 Haywood Jeffries, Houston	Dec. 16, 1990
233 Drew Bennett, Tennessee	Dec. 13, 2004
232 Lance Alworth, San Diego	Oct. 20, 1963
214 Shannon Sharpe, Denver	Oct. 20, 2002
213 Jabar Gaffney, Denver	Jan. 3, 2010
210 Amari Cooper, Oakland	Oct. 19, 2017
203 Don Maynard, N.Y. Jets	Sept. 15, 1968

Touchdown Receptions

4 Eric Decker, Denver	Dec. 1, 2013
3 Bob Chandler, Buffalo	Oct. 3, 1976
3 Kellen Winslow, San Diego	Dec. 11, 1983
3 Shannon Sharpe, Denver	Dec. 12, 1993
3 Drew Bennett, Tennessee	Dec. 13, 2004
3 Antonio Gates, San Diego	Oct. 30, 2005
3 Randall Cobb, Green Bay	Sept. 28, 2015
3 DeAndre Hopkins, Houston	Oct. 8, 2017

Rushing Attempts

39 O.J. Simpson, Buffalo	Oct. 29, 1973
39 Ricky Bell, Tampa Bay	Dec. 16, 1979
39 Marion Butts, San Diego	Dec. 17, 1989

Rushing Yards (All 200+)

286 Jerome Harrison, Cleveland	Dec. 20, 2009
220 Tiki Barber, N.Y. Giants	Dec. 17, 2005
218 Clinton Portis, Denver	Dec. 7, 2003
217 Gary Anderson, San Diego	Dec. 18, 1988
214 Greg Pruitt, Cleveland	Dec. 14, 1975



207 Curt Warner, Seattle Nov. 27, 1983 (OT)

Rushing Touchdowns

5 Clinton Portis, Denver	Dec. 7, 2003
3 Jon Keyworth, Denver	Nov. 18, 1974
3 Greg Pruitt, Cleveland	Dec. 14, 1975
3 Pete Banaszak, Oakland	Dec. 21, 1975
3 Walter Payton, Chicago	Nov. 13, 1977
3 Curt Warner, Seattle	Nov. 27, 1983 (OT)
3 Marcus Allen, L.A. Raiders	Nov. 25, 1990
3 Rodney Hampton, N.Y. Giants	Dec. 19, 1992
3 Terrell Davis, Denver	Dec. 6, 1998
3 Curtis Martin, N.Y. Jets	Nov. 11, 2001
3 Clinton Portis, Denver	Dec. 15, 2002
3 Onterio Smith, Minnesota	Dec. 20, 2003
3 Michael Pittman, Tampa Bay	Nov. 7, 2004
3 Michael Turner, Atlanta	Sept. 21, 2008
3 LenDale White, Tennessee	Oct. 19, 2008
3 Jerome Harrison, Cleveland	Dec. 20, 2009
3 Jeremy Hill, Cincinnati	Oct. 4, 2015
3 Mike Gillislee, New England	Sept. 7, 2017

Long Run (All 80+)

87 Paul Lowe, San Diego	Sept. 10, 1961
85 LaDainian Tomlinson, San Diego	Dec. 17, 2006
80 LenDale White, Tennessee	Oct. 19, 2008

Total Touchdowns

5 Clinton Portis, Denver	Dec. 7, 2003
4 Clinton Portis, Denver	Dec. 15, 2002
4 Eric Decker, Denver	Dec. 1, 2013

Interceptions Made

4 Deltha O'Neal, Denver	Oct. 7, 2001
3 David Fulcher, Cincinnati	Oct. 1, 1989

Long Interception Return (All 100+)

102 Marcus Coleman, Houston	Sept. 26, 2004
101 Tony Greene, Buffalo	Oct. 3, 1976
100 Speedy Duncan, San Diego	Oct. 15, 1967

Long Punt Return

95 Johnny Bailey, Chicago	Dec. 29, 1990
---------------------------	---------------

Long Kickoff Return (All 100+)

103 Joshua Cribbs, Cleveland	Dec. 20, 2009
100 Nemiah Wilson, Denver	Oct. 8, 1966
100 Joshua Cribbs, Cleveland	Dec. 20, 2009

Long Punt (All 80+)

83 Chris Norman, Denver	Sept. 23, 1984
82 Paul Maguire, San Diego	Nov. 5, 1961

Long Field Goal (All 55+)

59 Matt Bryant, Atlanta	Dec. 4, 2016
57 Sebastian Janikowski, Oakland	Dec. 16, 2012
56 Sebastian Janikowski, Oakland	Sept. 14, 2008
56 Matt Prater, Denver	Sept. 28, 2008
55 John Kasay, Seattle	Jan. 2, 1994
55 Kris Brown, Pittsburgh	Oct. 14, 2001
55 Sebastian Janikowski, Oakland	Nov. 25, 2007
55 Nate Kaeding, San Diego	Nov. 29, 2009

Times Sacked (All 10.0+)

11 Paul McDonald, Cleveland	Sept. 30, 1984
10 Jeff George, Oakland	Sept. 6, 1998

Touchdowns On Interception Returns

2 Dave Brown, Seattle	Nov. 4, 1984
-----------------------	--------------

Fumbles

6 Dave Krieg, Seattle	Nov. 5, 1989
-----------------------	--------------



Service

Most Games Played, Career

10 John Alt	1984-96
10 Tim Grunhard	1990-00
10 Dave Szott	1990-00
10 Derrick Thomas	1989-99
9 Dan Saleaumua	1989-96
9 Tracy Simien	1991-97
9 Neil Smith	1988-96
8 Len Dawson	1962-75
8 Jonathan Hayes	1985-93
8 Nick Lowery	1980-93
8 Johnny Robinson	1960-71
8 Kevin Ross	1984-93, '97
8 Jim Tyrer	1961-73
8 Jerrel Wilson	1963-77
8 Will Shields	1993-06

Scoring

Most Points, Career

37 Nick Lowery (8 games - 8 FGs, 13 PATs)	1980-93
35 Jan Stenerud (5 games - 9 FGs, 8 PATs)	1967-79
24 Cairo Santos (3 games - 6 FGs, 6 PATs)	2014-16
18 Mike Garrett (6 games - 3 TDs)	1966-70
18 Marcus Allen (6 games - 3 TDs)	1993-97
18 Knile Davis (3 games - 3 TDs)	2013-15

Most Points, Game

14 Ryan Succop at Indianapolis	Jan. 4, 2014
12 Abner Haynes vs. Houston	Dec. 23, 1962
12 Mike Garrett at Buffalo	Jan. 1, 1967
12 Ed Podolak vs. Miami	Dec. 25, 1971
12 Dante Hall vs. Indianapolis	Jan. 11, 2004
12 Priest Holmes vs. Indianapolis	Jan. 11, 2004
12 Knile Davis at Indianapolis	Jan. 4, 2014
12 Cairo Santos at Houston	Jan. 9, 2016
11 Jan Stenerud vs. Minnesota	Jan. 11, 1970

Most Touchdowns, Career

3 Marcus Allen (6 games)	1993-97
3 Mike Garrett (6 games)	1966-70
3 Knile Davis (2 games)	2013-16

Most Touchdowns, Game

2 Abner Haynes vs. Houston	Dec. 23, 1962
2 Mike Garrett at Buffalo	Jan. 1, 1967
2 Ed Podolak vs. Miami	Dec. 25, 1971
2 Dante Hall vs. Indianapolis	Jan. 11, 2004
2 Priest Holmes vs. Indianapolis	Jan. 11, 2004
2 Knile Davis at Indianapolis	Jan. 4, 2014

Most Points After Touchdown, Career

13 Nick Lowery (8 games - 14 Att.)	1980-93
8 Jan Stenerud (5 games - 8 Att.)	1967-79
6 Ryan Succop (2 games - 8 Att.)	2009-13
6 Cairo Santos (3 games - 6 Att.)	2014-16
5 Mike Mercer (2 games - 5 Att.)	1966

Most Points After Touchdown, Game

5 Ryan Succop at Indianapolis (5 Att.)	Jan. 4, 2014
4 Mike Mercer at Buffalo (4 Att.)	Jan. 1, 1967
4 Nick Lowery at Houston (4 Att.)	Jan. 16, 1994
4 Morten Andersen vs. IND (4 Att.)	Jan. 11, 2004

Most Points After Touchdown, No Misses, Career

8 Jan Stenerud (5 games)

Most Field Goals Attempted, Career

17 Jan Stenerud (5 games - 17 Att.)	1967-79
12 Nick Lowery (8 games - 12 Att.)	1980-93

Most Field Goals Attempted, Game

5 Jan Stenerud vs. N.Y. Jets	Dec. 20, 1969
4 Nick Lowery vs. Miami	Jan. 5, 1991
4 Jan Stenerud vs. Miami	Dec. 25, 1971

Most Field Goals, Career

9 Jan Stenerud (5 games - 17 Att.)	1967-79
8 Nick Lowery (8 games - 12 Att.)	1980-93

Most Field Goals, Game

3 Jan Stenerud vs. Minnesota	Jan. 11, 1970
3 Nick Lowery at Miami	Jan. 5, 1991
3 Ryan Succop at Indianapolis	Jan. 4, 2014
3 Cairo Santos at Houston	Jan. 9, 2016

Longest Field Goal

49 Cairo Santos at Houston	Jan. 9, 2016
49 Cairo Santos at Houston	Jan. 9, 2016
48 Jan Stenerud vs. Minnesota	Jan. 11, 1970
48 Cairo Santos vs. Pittsburgh	Jan. 15, 2017
43 Ryan Succop at Indianapolis	Jan. 4, 2014

Rushing

Most Rushing Attempts, Career

100 Marcus Allen (6 games)	1993-97
61 Mike Garrett (6 games)	1966-70
59 Barry Word (4 games)	1990-92
51 Wendell Hayes (5 games)	1968-74
41 Curtis McClinton (3 games)	1962-69

Most Rushing Attempts, Game

33 Barry Word vs. L.A. Raiders	Dec. 28, 1991
24 Curtis McClinton vs. Houston	Dec. 23, 1962
24 Priest Holmes vs. Indianapolis	Jan. 11, 2004
22 Wendell Hayes vs. Miami	Dec. 25, 1971
21 Marcus Allen vs. Pittsburgh	Jan. 8, 1994
21 Marcus Allen vs. Indianapolis	Jan. 7, 1996

Most Rushing Yards Gained, Career

386 Marcus Allen (6 games)	1993-97
208 Wendell Hayes (5 games)	1968-74
197 Barry Word (4 games)	1990-92
186 Mike Garrett (6 games)	1966-70
176 Priest Holmes (1 game)	2001-07

Most Rushing Yards Gained, Game

176 Priest Holmes vs. Indianapolis	Jan. 11, 2004
130 Barry Word vs. L.A. Raiders	Dec. 28, 1991
100 Wendell Hayes vs. Miami	Dec. 25, 1971
94 Marcus Allen vs. Indianapolis	Jan. 7, 1996
85 Ed Podolak vs. Miami	Dec. 25, 1971

Most Games, 100 or More Rushing Yards, Career

1 Wendell Hayes (5 games)	1968-74
1 Barry Word (3 games)	1990-92
1 Priest Holmes (1 game)	2001-07

Longest Run From Scrimmage





48 Priest Holmes vs. Indianapolis	Jan. 11, 2004
41 Jamaal Charles vs. Baltimore	Jan. 9, 2011
33 Jack Spikes vs. Houston	Dec. 23, 1962
32 Ed Podolak vs. Miami	Dec. 25, 1971
26 Christian Okoye at Miami	Jan. 5, 1991

Most Rushing Touchdowns, Career

3 Marcus Allen (6 games)	1993-97
3 Mike Garrett (6 games)	1966-70

Most Rushing Touchdowns, Game

2 Mike Garrett at Buffalo	Jan. 1, 1967
2 Priest Holmes vs. Indianapolis	Jan. 11, 2004

Passing

Most Passes Attempted, Career

188 Len Dawson (8 games)	1962-75
185 Alex Smith (5 games)	2013-17
141 Joe Montana (4 games)	1993-94
64 Dave Krieg (4 games)	1992-93
54 Trent Green (2 games)	2001-06
53 Steve DeBerg (3 games)	1988-91

Most Passes Attempted, Game

50 Alex Smith at New England	Jan. 16, 2016
46 Alex Smith at Indianapolis	Jan. 4, 2014
43 Joe Montana vs. Pittsburgh	Jan. 8, 1994
38 Joe Montana at Houston	Jan. 16, 1994
37 Joe Montana at Miami	Dec. 31, 1994
37 Elvis Grbac vs. Denver	Jan. 4, 1998

Most Passes Completed, Career

120 Alex Smith (5 games)	2013-17
107 Len Dawson (8 games)	1962-75
85 Joe Montana (4 games)	1993-94
33 Dave Krieg (4 games)	1992-93
32 Trent Green (2 games)	2001-06
31 Steve DeBerg (3 games)	1988-91

Most Passes Completed, Game

30 Alex Smith at Indianapolis	Jan. 4, 2014
29 Alex Smith at New England	Jan. 16, 2016
28 Joe Montana vs. Pittsburgh	Jan. 8, 1994
26 Joe Montana at Miami	Dec. 31, 1994
24 Elvis Grbac vs. Denver	Jan. 4, 1998
24 Alex Smith vs. Tennessee	Jan. 6, 2018

Highest Completion Percentage, Career (100 attempts)

64.9 Alex Smith (5 games: 185-120)	2013-17
60.3 Joe Montana (4 games: 141-85)	1993-94
56.9 Len Dawson (8 games: 188-107)	1962-75

Highest Completion Percentage, Game (15 completions)

77.3 Alex Smith at Houston (22-17)	Jan. 9, 2016
72.7 Alex Smith vs. Tennessee (33-24)	Jan. 6, 2018
70.3 Joe Montana at Miami (37-26)	Dec. 31, 1994
69.2 Len Dawson vs. Miami (26-18)	Dec. 25, 1971

Most Passing Yards, Career

1,497 Len Dawson (8 games)	1962-75
1,250 Alex Smith (5 games)	2013-17
1,014 Joe Montana (4 games)	1993-94
454 Dave Krieg (4 games)	1992-93

Most Passing Yards, Game

378 Alex Smith at Indianapolis	Jan. 4, 2014
314 Joe Montana at Miami	Dec. 31, 1994
299 Joe Montana at Houston	Jan. 16, 1994
276 Joe Montana vs. Pittsburgh	Jan. 4, 1994

Longest Pass Completion

79 Alex Smith at Indianapolis (to Donnie Avery)	Jan. 4, 2014
63 Len Dawson vs. Miami (to Elmo Wright)	Dec. 25, 1971
63 Alex Smith at Indianapolis (to Dwayne Bowe)	Jan. 4, 2014
61 Len Dawson at N.Y. Jets (to Otis Taylor)	Dec. 20, 1969

Most Touchdown Passes, Career

9 Alex Smith (5 games)	2013-17
7 Len Dawson (8 games)	1962-75
6 Joe Montana (4 games)	1993-94
2 Steve DeBerg (3 games)	1988-91
2 Dave Krieg (4 games)	1992-93
2 Trent Green (2 games)	2001-06

Most Touchdown Passes, Game

4 Alex Smith at Indianapolis	Jan. 4, 2014
3 Joe Montana at Houston	Jan. 16, 1994
2 Len Dawson at Buffalo	Jan. 1, 1967
2 Joe Montana at Miami	Dec. 31, 1994
2 Alex Smith vs. Tennessee	Jan. 6, 2018

Most Passes Had Intercepted, Career

8 Len Dawson (8 games)	1962-75
4 Mark Vlasic (1 game)	1991-92
4 Joe Montana (4 games)	1993-94

Most Passes Had Intercepted, Game

4 Len Dawson at Oakland	Dec. 22, 1968
4 Mark Vlasic at Buffalo	Jan. 5, 1992

Pass Receiving

Most Pass Receptions, Career

27 Otis Taylor (7 games)	1965-75
27 J.J. Birden (8 games)	1990-94
23 Travis Kelce (4 games)	2013-17
21 Keith Cash (6 games)	1992-96
19 Kimble Anders (7 games)	1991-00

Most Pass Receptions, Game

8 Ed Podolak vs. Miami	Dec. 25, 1971
8 Stephone Paige at Miami	Jan. 5, 1991
8 Andre Rison vs. Denver	Jan. 4, 1998
8 Dwayne Bowe at Indianapolis	Jan. 4, 2014
8 Travis Kelce at Houston	Jan. 9, 2016
7 Keith Cash vs. Pittsburgh	Jan. 8, 1994
7 Kimble Anders vs. Indianapolis	Jan. 7, 1996
7 Dexter McCluster at Indianapolis	Jan. 4, 2014
7 Knile Davis at Indianapolis	Jan. 4, 2014
7 Tyreek Hill vs. Tennessee	Jan. 6, 2018

Most Receiving Yards, Career

481 Otis Taylor (7 games)	1965-75
363 J.J. Birden (8 games)	1990-94
294 Travis Kelce (4 games)	2013-17



266 Keith Cash (6 games)	1992-96
239 Willie Davis (5 games)	1991-95

Most Receiving Yards, Game (All 100+)

150 Dwayne Bowe at Indianapolis	Jan. 4, 2014
142 Stephone Paige at Miami	Jan. 5, 1991
128 Travis Kelce at Houston	Jan. 9, 2016
117 Otis Taylor at Oakland	Dec. 22, 1968
110 Ed Podolak vs. Miami	Dec. 25, 1971
110 Andre Rison vs. Denver	Jan. 4, 1998
104 Elmo Wright vs. Miami	Dec. 25, 1971
103 Kimble Anders at Miami	Dec. 31, 1994

Most Games, 100 or More Receiving Yards, Career

1 By eightplayers; Last, Travis Kelce at Houston	Jan. 9, 2016
--	--------------

Longest Pass Reception

79 Donnie Avery at Indianapolis (from Alex Smith)	Jan. 4, 2014
63 Elmo Wright vs. Miami (from Len Dawson)	Dec. 25, 1971
63 Dwayne Bowe at Indianapolis (from Alex Smith)	Jan. 4, 2014
61 Otis Taylor at N.Y. Jets (from Len Dawson)	Dec. 20, 1969

Most Receiving Touchdowns, Career

2 Otis Taylor (7 games)	1965-75
2 Fred Jones (3 games)	1990-93
2 J.J. Birden (8 games)	1990-94
2 Tony Gonzalez (3 games)	1997-08
2 Albert Wilson (3 games)	2014-16

Most Receiving Touchdowns, Game

1 Numerous times; Last, Travis Kelce and Demarcus Robinson vs. Tennessee	Jan. 6, 2018
--	--------------

Combined Net Yards

Most Attempts, Career

147 Marcus Allen (6 games)	1993-97
88 Mike Garrett (6 games)	1966-70
63 Wendell Hayes (5 games)	1968-74

Most Attempts, Game

34 Barry Word vs. L.A. Raiders	Dec. 28, 1991
30 Ed Podolak vs. Miami	Dec. 25, 1971
29 Priest Holmes vs. Indianapolis	Jan. 11, 2004

Most Net Yards, Career

541 Marcus Allen (6 games)	1993-97
481 Otis Taylor (7 games)	1965-75
363 J.J. Birden (8 games)	1990-94
350 Ed Podolak (4 games)	1969-77

Most Net Yards, Game

*350 Ed Podolak vs. Miami	Dec. 25, 1971
227 Dante Hall vs. Indianapolis	Jan. 11, 2004
208 Priest Holmes vs. Indianapolis	Jan. 11, 2004
150 Dwayne Bowe at Indianapolis	Jan. 4, 2014
142 Stephone Paige at Miami	Jan. 5, 1991

*NFL RECORD

Most Punts, Career

43 Jerrel Wilson (8 games)	1963-77
38 Bryan Barker (7 games)	1990-93
27 Dustin Colquitt (7 games)	2005-17
11 Louie Aguiar (3 games)	1994-98

Most Punts, Game

8 Jerrel Wilson at Oakland	Jan. 4, 1970
8 Bryan Barker at San Diego	Jan. 2, 1993

Longest Punt

66 Dustin Colquitt at Indianapolis	Jan. 6, 2007
62 Louie Aguiar vs. Denver	Jan. 4, 1998
61 Jerrel Wilson vs. Green Bay	Jan. 15, 1967
59 Jerrel Wilson vs. Minnesota	Jan. 11, 1970
56 Jerrel Wilson at Oakland	Jan. 4, 1970
56 Dustin Colquitt vs. Houston	Jan. 9, 2016

Highest Punting Average, Career (20 punts)

46.9 Dustin Colquitt (7 games: 1,266-27)	2005-17
44.6 Jerrel Wilson (8 games: 2,005-45)	1963-77
42.4 Bryan Barker (7 games: 1,613-38)	1990-93

Highest Punting Average, Game (4 punts)

52.3 Dustin Colquitt at IND (314-6)	Jan. 6, 2007
50.0 Dustin Colquitt vs. Tennessee (250-5)	Jan. 6, 2018
48.5 Jerrel Wilson vs. Minnesota (194-4)	Jan. 11, 1970
47.0 Jerrel Wilson at Oakland (302-6)	Dec. 22, 1968
46.4 Louie Aguiar vs. Denver (232-5)	Jan. 4, 1998

Punt Returns

Most Punt Returns, Career

11 Mike Garrett (6 games)	1966-70
7 Danan Hughes (6 games)	1993-98

Most Punt Returns, Game

4 Mike Garrett vs. Oakland	Jan. 4, 1970
4 Tamarick Vanover vs. Indianapolis	Jan. 7, 1996
4 Frankie Hammond Jr. at Houston	Jan. 9, 2016

Most Punt Return Yards, Career

84 Danan Hughes (6 games)	1993-98
73 Mike Garrett (6 games)	1966-70
61 Frankie Hammond Jr. (2 games)	2015
44 Tamarick Vanover (2 games)	1995-99

Most Punt Return Yards, Game

42 Danan Hughes at Houston	Jan. 16, 1994
37 Mike Garrett at Buffalo	Jan. 1, 1967
34 Tamarick Vanover vs. Indianapolis	Jan. 7, 1996
34 Frankie Hammond Jr. at Houston	Jan. 9, 2016
31 Danan Hughes vs. Pittsburgh	Jan. 8, 1994

Longest Punt Return

35 Danan Hughes at Houston	Jan. 16, 1994
27 Mike Garrett at Buffalo	Jan. 1, 1967
15 Danan Hughes vs. Pittsburgh	Jan. 8, 1994

Highest Punt Return Average, Career (10 returns)

6.6 Mike Garrett (6 games: 11-73)	1966-70
-----------------------------------	---------

Highest Punt Return Average, Game (3 returns)

14.0 Danan Hughes at Houston (3-42)	Jan. 16, 1994
12.3 Mike Garrett at Buffalo (3-37)	Jan. 1, 1967
10.3 Danan Hughes vs. Pittsburgh (3-31)	Jan. 8, 1994

Punting





Most Touchdowns

0

Kickoff Returns

Most Kickoff Returns, Career

10 John Stephens (3 games)	1993
10 Dante Hall (2 games)	2000-06
7 Quintin Demps (1 game)	2013
5 Bert Coan (2 games)	1963-68
5 Noland Smith (1 game)	1967-69
5 Tamarick Vanover (2 games)	1995-99
5 Tyreek Hill (2 games)	2016-17

Most Kickoff Returns, Game

7 Dante Hall vs. Indianapolis	Jan. 11, 2004
7 Quintin Demps at Indianapolis	Jan. 4, 2014
5 Noland Smith vs. Oakland	Dec. 22, 1968
5 John Stephens at Buffalo	Jan. 23, 1994

Most Kickoff Return Yards, Career

266 Dante Hall (2 games)	2000-06
199 John Stephens (3 games)	1993
196 Knile Davis (3 games)	2013-15
187 Quintin Demps (1 game)	2013
154 Ed Podolak (1 game)	1969-77

Most Kickoff Return Yards, Game

208 Dante Hall vs. Indianapolis	Jan. 11, 2004
187 Quintin Demps at Indianapolis	Jan. 4, 2014
154 Ed Podolak vs. Miami	Dec. 25, 1971
106 Knile Davis at Houston	Jan. 9, 2016
90 Knile Davis at New England	Jan. 16, 2016

Longest Kickoff Return

106 (TD) Knile Davis at Houston	Jan. 9, 2016
92 (TD) Dante Hall vs. Indianapolis	Jan. 11, 2004
78 Ed Podolak vs. Miami	Dec. 25, 1971
46 Dante Hall vs. Indianapolis	Jan. 11, 2004
36 Dexter McCluster vs. Baltimore	Jan. 9, 2011
35 Bert Coan at Buffalo	Jan. 1, 1967

Highest Kickoff Return Average, Career (10 returns)

26.6 Dante Hall (2 games: 10-266)	2000-06
19.9 John Stephens (3 games: 10-199)	1993

Highest Kickoff Return Average, Game (3 returns)

51.3 Ed Podolak vs. Miami (3-154)	Dec. 25, 1971
30.0 Knile Davis at New England (3-90)	Jan. 16, 2016
29.7 Dante Hall vs. Indianapolis (7-208)	Jan. 11, 2004
26.7 Quintin Demps at Indianapolis (7-187)	Jan. 4, 2014
24.0 John Stephens vs. Pittsburgh (3-72)	Jan. 8, 1994
23.0 Tamarick Vanover vs. Denver (3-69)	Jan. 4, 1998

Most Kickoff Return Touchdowns, Career

1 Dante Hall (2 games)	2000-06
1 Knile Davis (2 games)	2013-15

Interceptions By

Most Interceptions, Career

5 Emmitt Thomas (7 games)	1966-78
4 Johnny Robinson (8 games)	1960-71
3 Jim Marsalis (4 games)	1969-75
3 Deron Cherry (4 games)	1981-91

Most Interceptions, Game

2 Johnny Robinson vs. Houston	Dec. 23, 1962
2 Jim Marsalis at N.Y. Jets	Dec. 20, 1969
2 Emmitt Thomas at Oakland	Jan. 4, 1970
2 Deron Cherry vs. L.A. Raiders	Dec. 28, 1991
2 Ty Law at Indianapolis	Jan. 6, 2007
2 Husain Abdullah at Indianapolis	Jan. 4, 2014

Most Consecutive Games, Interceptions

3 Emmitt Thomas	1969
-----------------	------

Most Interception Return Yards, Career

131 Johnny Robinson (8 games)	1960-71
101 Emmitt Thomas (7 games)	1966-78
65 Jim Marsalis (4 games)	1969-75

Most Interception Return Yards, Game

72 Johnny Robinson at Buffalo	Jan. 1, 1967
69 Emmitt Thomas vs. Oakland	Jan. 4, 1970
50 Johnny Robinson vs. Houston	Dec. 23, 1962

Longest Interception Return

72 Johnny Robinson at Buffalo	Jan. 1, 1967
62 Emmitt Thomas at Oakland	Jan. 4, 1970
43 Ty Law at Indianapolis	Jan. 6, 2007
37 Johnny Robinson vs. Houston	Dec. 23, 1962

Most TDs, Career

0 0

Sacks

Most Sacks, Career

6.5 Derrick Thomas (10 games)	1989-99
6.5 Neil Smith (9 games)	1988-96
5.0 Aaron Brown (6 games)	1966-72

Most Sacks, Game

3 Aaron Brown at Oakland	Jan. 4, 1970
2 Eight times; By seven players	
Last: Allen Bailey at Houston	Jan. 9, 2016

The following individual records relate solely to service with the Chiefs. They include National Football League regular-season statistics only - with the exception of those single-game records marked by "*" or "**".



Scoring

Most Points, Game

44 at Indianapolis	Jan. 4, 2014
31 at Buffalo	Jan. 1, 1967
31 vs. Indianapolis	Jan. 11, 2004
30 at Houston	Jan. 9, 2016
28 at Houston	Jan. 16, 1994

Most Touchdowns, Game

5 at Indianapolis	Jan. 4, 2014
4 at Buffalo	Jan. 1, 1967
4 at Houston	Jan. 16, 1994
4 vs. Indianapolis	Jan. 11, 2004
3 Four times; Last, vs. Tennessee	Jan. 6, 2018

First Downs

Most First Downs, Game

30 at Indianapolis	Jan. 4, 2014
28 vs. Pittsburgh	Jan. 8, 1994
27 at New England	Jan. 16, 2016
24 at Miami	Dec. 31, 1994
24 vs. Indianapolis	Jan. 11, 2004
23 vs. Miami	Dec. 25, 1971

Fewest First Downs, Game

7 at Indianapolis	Jan. 6, 2007
8 vs. Baltimore	Jan. 9, 2011
13 at Oakland	Dec. 22, 1968
13 at Oakland	Jan. 4, 1970
14 Threetimes; Last, at Buffalo	Jan. 5, 1992

Net Yards Rushing and Passing

Most Net Yards, Game

513 at Indianapolis	Jan. 4, 2014
451 vs. Miami	Dec. 25, 1971
414 at Miami	Dec. 31, 1994
408 vs. Indianapolis	Jan. 11, 2004
401 vs. Pittsburgh	Jan. 8, 1994

Fewest Net Yards, Game

126 at Indianapolis	Jan. 6, 2007
161 vs. Baltimore	Jan. 9, 2011
204 vs. L.A. Raiders	Dec. 28, 1991
207 at Oakland	Jan. 4, 1970
213 at Buffalo	Jan. 5, 1992

Rushing

Most Rushing Attempts, Game

54 vs. Houston	Dec. 23, 1962
44 vs. Miami	Dec. 25, 1971
41 vs. Minnesota	Jan. 11, 1970

Fewest Rushing Attempts, Game

14 vs. Pittsburgh	Jan. 15, 2017
16 vs. Tennessee	Jan. 6, 2018
17 at Indianapolis	Jan. 6, 2007
18 at Houston	Jan. 16, 1994
19 vs. Green Bay	Jan. 15, 1967
19 at San Diego	Jan. 2, 1993

Most Rushing Yards, Game

213 vs. Miami	Dec. 25, 1971
199 vs. Houston	Dec. 23, 1962
196 vs. Indianapolis	Jan. 11, 2004
151 vs. Minnesota	Jan. 11, 1970
150 at Indianapolis	Jan. 4, 2014

Fewest Rushing Yards, Game

44 at Indianapolis	Jan. 6, 2007
52 at Buffalo	Jan. 23, 1994
61 at San Diego	Jan. 2, 1993
61 vs. Pittsburgh	Jan. 15, 2017
67 at N.Y. Jets	Dec. 28, 1968

Most Rushing Touchdowns, Game

2 at Buffalo	Jan. 1, 1967
2 at Oakland	Jan. 4, 1970
2 vs. Miami	Dec. 25, 1971
2 vs. Indianapolis	Jan. 11, 2004

Passing

Most Passing Attempts, Game

52 at Buffalo	Jan. 23, 1994
50 at New England	Jan. 16, 2016
46 at Indianapolis	Jan. 4, 2014
44 vs. Pittsburgh	Jan. 8, 1994
37 at Miami	Dec. 31, 1994
37 vs. Denver	Jan. 4, 1998

Fewest Passing Attempts, Game

14 vs. Houston	Dec. 23, 1962
14 vs. L.A. Raiders	Dec. 28, 1991
17 at Oakland	Jan. 4, 1970
17 vs. Minnesota	Jan. 11, 1970

Most Completions, Game

30 at Indianapolis	Jan. 4, 2014
29 vs. Pittsburgh	Jan. 8, 1994
29 at New England	Jan. 16, 2016
26 at Miami	Dec. 31, 1994
25 at Buffalo	Jan. 23, 1994

Fewest Completions, Game

7 at Oakland	Jan. 4, 1970
9 vs. Houston	Dec. 23, 1962
9 vs. L.A. Raiders	Dec. 28, 1991
9 vs. Baltimore	Jan. 9, 2011

Most Gross Passing Yards, Game

378 at Indianapolis	Jan. 4, 2014
323 at Buffalo	Jan. 23, 1994
314 at Miami	Dec. 31, 1994
299 at Houston	Jan. 16, 1994
299 vs. Pittsburgh	Jan. 8, 1994

Fewest Gross Passing Yards, Game

70 vs. Baltimore	Jan. 9, 2011
88 vs. Houston	Dec. 23, 1962
79 vs. L.A. Raiders	Dec. 28, 1991
107 at Indianapolis	Jan. 6, 2007

Most Times Sacked, Game

9 at Buffalo	Jan. 1, 1967
7 at San Diego	Jan. 2, 1993
6 vs. Houston	Dec. 23, 1962
6 vs. Green Bay	Jan. 15, 1967



Most Interceptions Thrown, Game

4 at Oakland	Dec. 22, 1968
4 at Buffalo	Jan. 5, 1992
3 vs. Indianapolis	Jan. 7, 1996
3 vs. Baltimore	Jan. 9, 2011

Interceptions By

Most Interceptions By, Game

5 vs. Houston	Dec. 23, 1962
4 at Oakland	Jan. 4, 1970
4 vs. L.A. Raiders	Dec. 28, 1991
4 at Houston	Jan. 9, 2016

Penalties

Most Penalties, Game

10 at Buffalo	Jan. 5, 1992
8 vs. Tennessee	Jan. 6, 2018
7 Three times; Last vs. Denver	Jan. 4, 1998

Fewest Penalties, Game

1 at N.Y. Jets	Dec. 28, 1986
2 at Indianapolis	Jan. 6, 2007
2 at Indianapolis	Jan. 4, 2014
3 Twice; Last vs. Indianapolis	Jan. 7, 1996

Most Yards Penalized, Game

68 vs. Tennessee	Jan. 6, 2018
65 vs. Denver	Jan. 4, 1998

63 at N.Y. Jets	Dec. 20, 1969
62 at San Diego	Jan. 2, 1993

Fewest Yards Penalized, Game

5 at N.Y. Jets	Dec. 28, 1986
13 at Indianapolis	Jan. 6, 2007
15 at Miami	Dec. 31, 1994
15 at Indianapolis	Jan. 4, 2014
20 vs. L.A. Raiders	Dec. 28, 1991

Fumbles

Most Fumbles, Game

5 at Oakland	Jan. 4, 1970
3 Three times; Last, vs. Miami	Dec. 31, 1994

Most Fumbles Lost, Game

4 at Oakland	Jan. 4, 1970
2 vs. Miami	Dec. 25, 1971
2 vs. Baltimore	Jan. 9, 2011

Most Turnovers, Game

5 vs. Baltimore	Jan. 9, 2011
4 at Oakland	Dec. 22, 1968
4 at Oakland	Jan. 4, 1970
4 vs. Miami	Dec. 25, 1971
4 at Buffalo	Jan. 5, 1992
4 vs. Indianapolis	Jan. 7, 1996

* - Playoff Game ** - Super Bowl



Scoring

Fewest Points Allowed, Game

0 at Houston	Jan. 9, 2016
6 at N.Y. Jets	Dec. 20, 1969
6 vs. L.A. Raiders	Dec. 28, 1991

Most Points Allowed, Game

45 at Indianapolis	Jan. 4, 2014
41 at Oakland	Dec. 22, 1968
38 vs. Indianapolis	Jan. 11, 2004
37 at Buffalo	Jan. 5, 1992
35 vs. Green Bay	Jan. 15, 1967
35 at N.Y. Jets	Dec. 28, 1986

Fewest Touchdowns Allowed, Game

0 at N.Y. Jets	Dec. 20, 1969
0 vs. L.A. Raiders	Dec. 28, 1991
0 at Houston	Jan. 9, 2016
0 vs. Pittsburgh	Jan. 15, 2017

Most Touchdowns Allowed, Game

6 at Indianapolis	Jan. 4, 2014
5 vs. Green Bay	Jan. 15, 1967
5 at Oakland	Dec. 22, 1968
5 at N.Y. Jets	Dec. 28, 1986
5 vs. Indianapolis	Jan. 11, 2004

First Downs

Fewest First Downs Allowed, Game

9 at Buffalo	Jan. 1, 1967
13 vs. Minnesota	Jan. 11, 1970
14 at Houston	Jan. 9, 2016
16 Three times; Last vs. Denver	Jan. 4, 1998

Most First Downs Allowed, Game

30 at Buffalo	Jan. 23, 1994
29 at Buffalo	Jan. 5, 1992
28 at Indianapolis	Jan. 6, 2007
28 at Indianapolis	Jan. 4, 2014
27 vs. Indianapolis	Jan. 11, 2004

Net Yards Rushing and Passing

Fewest Net Yards Allowed, Game

226 at Houston	Jan. 9, 2016
233 at Oakland	Jan. 4, 1970
235 at N.Y. Jets	Dec. 20, 1969
239 vs. Minnesota	Jan. 11, 1970
249 vs. Indianapolis	Jan. 7, 1996

Most Net Yards Allowed, Game

536 at Indianapolis	Jan. 4, 2014
454 at Oakland	Dec. 22, 1968
448 at Buffalo	Jan. 5, 1992
435 at Indianapolis	Jan. 6, 2007
434 vs. Indianapolis	Jan. 11, 2004

Rushing

Fewest Rushing Attempts, Game

13 at Buffalo	Jan. 1, 1967
14 at Houston	Jan. 16, 1994
14 at New England	Jan. 16, 2016

19 vs. Minnesota	Jan. 11, 1970
19 at Indianapolis	Jan. 4, 2014

Most Rushing Attempts, Game

46 at Buffalo	Jan. 5, 1992
46 at Buffalo	Jan. 23, 1994
43 vs. Miami	Dec. 25, 1971

Fewest Rushing Yards Allowed, Game

38 at New England	Jan. 16, 2016
39 at Houston	Jan. 16, 1994
40 at Buffalo	Jan. 1, 1967
67 vs. Minnesota	Jan. 11, 1970

Most Rushing Yards Allowed, Game

229 at Buffalo	Jan. 23, 1994
202 vs. Tennessee	Jan. 6, 2018
192 at San Diego	Jan. 2, 1993
188 at Indianapolis	Jan. 6, 2007
180 at Buffalo	Jan. 5, 1992

Most Rushing Touchdowns Allowed, Game

3 vs. Green Bay	Jan. 15, 1967
3 at Buffalo	Jan. 23, 1994
2 Fourtimes; Last, vs. Indianapolis	Jan. 11, 2004

Passing

Fewest Passing Attempts Allowed, Game

19 vs. Denver	Jan. 4, 1998
23 at N.Y. Jets	Dec. 28, 1986
23 vs. L.A. Raiders	Dec. 28, 1991
23 at San Diego	Jan. 2, 1993

Most Passing Attempts Allowed, Game

46 vs. Houston	Dec. 23, 1962
45 at Oakland	Jan. 4, 1970
45 at Indianapolis	Jan. 4, 2014
43 at Houston	Jan. 16, 1994
42 at New England	Jan. 16, 2016
42 vs. Pittsburgh	Jan. 16, 1994

Fewest Completions Allowed, Game

10 vs. Denver	Jan. 4, 1998
12 at Buffalo	Jan. 1, 1967
12 vs. L.A. Raiders	Dec. 28, 1991
12 vs. Indianapolis	Jan. 7, 1996

Most Completions Allowed, Game

32 at Houston	Jan. 16, 1994
31 at Indianapolis	Jan. 6, 2007
29 at Indianapolis	Jan. 4, 2014
28 at New England	Jan. 16, 2016
25 vs. Baltimore	Jan. 9, 2011

Fewest Gross Passing Yards Allowed, Game

112 vs. Indianapolis	Jan. 7, 1996
136 at Houston	Jan. 9, 2016
140 vs. L.A. Raiders	Dec. 28, 1991
153 at N.Y. Jets	Dec. 28, 1986
160 at Buffalo	Jan. 23, 1994

Most Passing Yards Allowed, Game

443 at Indianapolis	Jan. 4, 2014
347 at Oakland	Dec. 22, 1968
306 at Houston	Jan. 16, 1994



304 vs. Indianapolis	Jan. 11, 2004
302 at New England	Jan. 16, 2016

Most Passing Touchdowns Allowed, Game

5 at Oakland	Dec. 22, 1968
4 at Indianapolis	Jan. 4, 2014
3 Fourtimes; Last, vs. Indianapolis	Jan. 11, 2004

Sacks

Most Sacks, Game

9 at Houston	Jan. 16, 1994
5 at San Diego	Jan. 2, 1993

4 at Oakland	Jan. 4, 1970
4 at Buffalo	Jan. 1, 1967
4 vs. Baltimore	Jan. 9, 2011

Interceptions

Most Interceptions By, Game

5 vs. Houston	Dec. 23, 1962
4 at Oakland	Jan. 4, 1970
4 vs. L.A. Raiders	Dec. 28, 1991
4 at Houston	Jan. 9, 2016

* - Playoff Game ** - Super Bowl





Single Game

Total Points

18 Fred Biletnikoff, Oakland	Dec. 22, 1968
18 Thurman Thomas, Buffalo	Jan. 23, 1994
18 Chris Boswell, Pittsburgh	Jan. 15, 2017
15 Scott Norwood, Buffalo	Jan. 5, 1992
14 Steve Christie, Buffalo	Jan. 23, 1994

Total Touchdowns

3 Fred Biletnikoff, Oakland	Dec. 22, 1968
3 Thurman Thomas, Buffalo	Jan. 23, 1994
2 Max McGee, Green Bay	Jan. 15, 1967
2 Elijah Pitts, Green Bay	Jan. 15, 1967
2 Warren Wells, Oakland	Dec. 22, 1968
2 Freeman McNeil, N.Y. Jets	Dec. 28, 1986
2 Andre Reed, Buffalo	Jan. 5, 1992
2 Terrell Davis, Denver	Jan. 4, 1998
2 Edgerrin James, Indianapolis	Jan. 11, 2004
2 T.Y. Hilton, Indianapolis	Jan. 4, 2014
2 Donald Brown, Indianapolis	Jan. 4, 2014
2 Rob Gronkowski, New England	Jan. 16, 2016

Field Goals

6 Chris Boswell, Pittsburgh	Jan. 15, 2017
3 Scott Norwood, Buffalo	Jan. 5, 1992
3 Steve Christie, Buffalo	Jan. 23, 1994
3 Adam Vinatieri, Indianapolis	Jan. 6, 2007
3 Billy Cundiff, Baltimore	Jan. 9, 2011
2 George Blanda, Oakland	Dec. 22, 1968
2 Jim Turner, N.Y. Jets	Dec. 20, 1969
2 Garo Yepremian, Miami	Dec. 25, 1971
2 Jeff Jaeger, L.A. Raiders	Dec. 28, 1991
2 Al Del Greco, Houston	Jan. 16, 1994
2 Pete Stoyanovich, Miami	Dec. 31, 1994
2 Stephen Gostkowski, New England	Jan. 16, 2016

Pass Attempts (All 40+)

46 George Blanda, Houston	Dec. 23, 1962
45 Andrew Luck, Indianapolis	Jan. 4, 2014
43 Warren Moon, Houston	Jan. 16, 1994
42 Neil O'Donnell, Pittsburgh	Jan. 8, 1994
42 Tom Brady, New England	Jan. 16, 2016
40 Joe Namath, N.Y. Jets	Dec. 20, 1969

Pass Completions

32 Warren Moon, Houston	Jan. 16, 1994
31 Peyton Manning, Indianapolis	Jan. 6, 2007
29 Andrew Luck, Indianapolis	Jan. 4, 2014
28 Tom Brady, New England	Jan. 16, 2016
25 Joe Flacco, Baltimore	Jan. 9, 2011

Passing Yards (All 300+)

443 Andrew Luck, Indianapolis	Jan. 4, 2014
345 Daryle Lamonica, Oakland	Dec. 22, 1968
306 Warren Moon, Houston	Jan. 16, 1994
304 Peyton Manning, Indianapolis	Jan. 11, 2004
302 Tom Brady, New England	Jan. 16, 2016

Long Pass

69 Jack Kemp	
to Elbert Dubenion, Buffalo	Jan. 1, 1967

Touchdown Passes

5 Daryle Lamonica, Oakland	Dec. 22, 1968
----------------------------	---------------

4 Andrew Luck, Indianapolis	Jan. 4, 2014
3 Pat Ryan, N.Y. Jets	Dec. 28, 1986
3 Jim Kelly, Buffalo	Jan. 5, 1992
3 Neil O'Donnell, Pittsburgh	Jan. 8, 1994
3 Peyton Manning, Indianapolis	Jan. 11, 2004

Interceptions Thrown

5 George Blanda, Houston	Dec. 23, 1962
4 Todd Marinovich, L.A. Raiders	Dec. 28, 1991
4 Brian Hoyer, Houston	Jan. 9, 2016
3 Joe Namath, N.Y. Jets	Dec. 20, 1969
3 Daryle Lamonica, Oakland	Jan. 4, 1970
3 Jim Kelly, Buffalo	Jan. 5, 1992
3 Peyton Manning, Indianapolis	Jan. 6, 2007
3 Andrew Luck, Indianapolis	Jan. 4, 2014

Rushing Attempts

33 Thurman Thomas, Buffalo	Jan. 23, 1994
31 Freeman McNeil, N.Y. Jets	Dec. 28, 1986
30 Le'Veon Bell, Pittsburgh	Jan. 15, 2017
26 Edgerrin James, Indianapolis	Jan. 11, 2004
25 Leroy Thompson, Pittsburgh	Jan. 8, 1993
25 Terrell Davis, Denver	Jan. 4, 1998
25 Joseph Addai, Indianapolis	Jan. 6, 2007

Rushing Yards (All 100+)

186 Thurman Thomas, Buffalo	Jan. 23, 1994
170 Le'Veon Bell, Pittsburgh	Jan. 15, 2017
156 Derrick Henry, Tennessee	Jan. 6, 2018
135 Freeman McNeil, N.Y. Jets	Dec. 28, 1986
125 Edgerrin James, Indianapolis	Jan. 11, 2004
122 Joseph Addai, Indianapolis	Jan. 6, 2007
119 Marion Butts, San Diego	Jan. 2, 1993
107 Nick Bell, L.A. Raiders	Dec. 28, 1991
101 Terrell Davis, Denver	Jan. 4, 1998
100 Thurman Thomas, Buffalo	Jan. 5, 1992

Rushing Touchdowns

3 Thurman Thomas, Buffalo	Jan. 23, 1994
2 Elijah Pitts, Green Bay	Jan. 15, 1967
2 Freeman McNeil, N.Y. Jets	Dec. 28, 1986
2 Terrell Davis, Denver	Jan. 4, 1998
2 Edgerrin James, Indianapolis	Jan. 11, 2004

Long Run

54 Marion Butts, San Diego	Jan. 2, 1993
----------------------------	--------------

Pass Receptions

13 T.Y. Hilton, Indianapolis	Jan. 4, 2014
10 Todd Heap, Baltimore	Jan. 9, 2011
10 Julian Edelman, New England	Jan. 16, 2016
9 Haywood Jeffries, Houston	Jan. 16, 1994
9 Dallas Clark, Indianapolis	Jan. 6, 2007
8 Charles Smith, Oakland	Jan. 4, 1970
7 Max McGee, Green Bay	Jan. 15, 1967
7 Fred Biletnikoff, Oakland	Dec. 22, 1968
7 John Henderson, Minnesota	Jan. 1, 1970
7 Paul Warfield, Miami	Dec. 25, 1971
7 Jeff Graham, Pittsburgh	Jan. 8, 1994
7 Joseph Addai, Indianapolis	Jan. 6, 2007
7 Rob Gronkowski, New England	Jan. 16, 2016

Receiving Yards (All 100+)

224 T.Y. Hilton, Indianapolis	Jan. 4, 2014
180 Fred Biletnikoff, Oakland	Dec. 22, 1968



140 Paul Warfield, Miami	Dec. 25, 1971
138 Max McGee, Green Bay	Jan. 15, 1967
127 Bobby Burnett, Buffalo	Jan. 11, 1967
111 John Henderson, Minnesota	Jan. 11, 1970
108 Todd Heap, Baltimore	Jan. 9, 2011
108 Antonio Brown, Pittsburgh	Jan. 15, 2017
103 Dallas Clark, Indianapolis	Jan. 6, 2007
100 Andre Reed, Buffalo	Jan. 5, 1992
100 Julian Edelman, New England	Jan. 16, 2016

Touchdown Receptions

3 Fred Biletnikoff, Oakland	Dec. 22, 1968
2 Max McGee, Green Bay	Jan. 15, 1967
2 Warren Wells, Oakland	Dec. 22, 1968
2 Andre Reed, Buffalo	Jan. 5, 1992
2 T.Y. Hilton, Indianapolis	Jan. 4, 2014
2 Rob Gronkowski, New England	Jan. 16, 2016

Interceptions Made

2 Kirby Jackson, Buffalo	Jan. 5, 1992
--------------------------	--------------

Long Interception Return

50 Willie Wood, Green Bay	Jan. 15, 1967
---------------------------	---------------

Long Punt Return

26 Russell Copeland, Buffalo	Jan. 23, 1994
------------------------------	---------------

Long Kickoff Return

52 George Atkinson, Oakland	Jan. 4, 1970
-----------------------------	--------------

Long Punt

64 Reggie Roby, Miami	Jan. 5, 1991
-----------------------	--------------

Long Field Goal (All 50+)

58 Pete Stoyanovich, Miami	Jan. 5, 1991
50 Adam Vinatieri, Indianapolis	Jan. 6, 2007

Sacks

3 Gerald Williams, Pittsburgh	Jan. 8, 1994
3 Whitney Mercilus, Houston	Jan. 9, 2016

* - Playoff Game ** - Super Bowl





CHIEFS

SUPERLATIVES

THIS IS CHIEFS KINGDOM

OPPONENTS' SUPERLATIVES

100-YARD RECEIVERS (257)

	Date	Opponent	Player	Rec.	Yds.	Avg.	LG	TD	Result
1.	9/10/60	@ L.A. Chargers	Ralph Anderson	5	103	20.6	46t	1	L, 20-21
2.	10/16/60	@ Houston	Bill Groman	10	140	14.0	21	1	L, 10-20
3.	11/6/60	@ Buffalo	Elbert Dubenion	8	161	20.1	43	1	W, 45-28
4.	11/24/60	@ N.Y. Titans	Don Maynard	10	179	17.9	45t	1	L, 35-41
5.	10/1/61	Houston	Charley Hennigan	3	101	33.7	63t	1	W, 26-21
6.	10/8/61	@ Denver	Lionel Taylor	7	120	17.1	34	1	W, 19-12
7.	10/15/61	@ Buffalo	Glenn Bass	4	159	39.8	76t	1	L, 24-27
8.	10/22/61	@ Houston	Bill Groman	4	123	30.8	80t	2	L, 7-38
9.	10/22/61	@ Houston	Charley Hennigan	4	108	27.0	66t	1	
10.	11/19/61	@ San Diego	Dave Kocourek	7	169	24.1	61t	1	L, 14-24
11.	11/19/61	@ San Diego	Don Norton	6	120	20.0	42	0	
12.	12/3/61	@ N.Y. Titans	Dick Christy	6	145	24.2	68	0	L, 7-28
13.	10/21/62	N.Y. Titans	Art Powell	7	134	19.1	49	1	W, 20-17
14.	10/21/62	N.Y. Titans	Don Maynard	4	102	25.5	62	0	
15.	12/2/62	@ Buffalo	Ernie Warlick	9	117	13.0	20	1	L, 14-23
16.	12/9/62	Denver	Lionel Taylor	7	110	15.7	41	0	W, 17-10
17.	9/22/63	@ Buffalo	Elbert Dubenion	5	100	20.0	28	0	T, 27-27
18.	10/20/63	San Diego	Lance Alworth	9	232	25.8	72t	2	L, 17-38
19.	11/17/63	@ Boston	Tony Romeo	10	149	14.9	39	1	T, 24-24
20.	11/17/63	@ Boston	Jim Coclough	9	137	15.2	38	0	
21.	10/18/64	Buffalo	Elbert Dubenion	5	122	24.4	55t	2	L, 22-35
22.	11/1/64	Denver	Hewritt Dixon	5	121	24.2	62t	1	W, 49-39
23.	11/1/64	Denver	Al Denson	3	113	37.7	82t	1	
24.	11/15/64	San Diego	Lance Alworth	5	169	33.8	59	1	L, 14-28
25.	11/22/64	Houston	Charley Hennigan	8	111	13.9	30	2	W, 28-19
26.	11/14/65	San Diego	Lance Alworth	6	181	30.2	52	1	W, 31-7
27.	12/12/65	@ Buffalo	Bo Roberson	6	127	21.2	66t	2	L, 25-34
28.	10/16/66	Oakland	Hewritt Dixon	5	129	25.8	76t	2	L, 13-34
29.	11/6/66	San Diego	Lance Alworth	6	101	16.8	46t	2	W, 24-14
30.	11/20/66	Boston	Art Graham	11	134	12.2	38t	2	T, 27-27
31.	10/8/67	Miami	Jack Clancy	6	102	17.0	28	0	W, 41-0
32.	10/15/67	San Diego	Gary Garrison	4	108	27.0	50	0	L, 31-45
33.	10/29/67	Denver	Al Denson	4	107	26.8	48t	1	W, 52-9
34.	11/5/67	N.Y. Jets	Bill Mathis	9	135	15.0	30	1	W, 42-18
35.	11/23/67	Oakland	Fred Biletnikoff	6	158	26.3	56	1	L, 22-44
36.	12/17/67	@ Denver	Eric Crabtree	6	129	21.5	76	1	W, 38-24
37.	9/9/68	@ Houston	Alvin Reed	4	107	26.8	46	0	W, 26-21
38.	9/15/68	N.Y. Jets	Don Maynard	8	203	25.4	57t	2	L, 19-20
39.	9/22/68	Denver	Eric Crabtree	7	113	16.1	46	0	W, 34-2
40.	10/5/68	@ Buffalo	Haven Moses	5	108	21.6	41	1	W, 18-7
41.	11/3/68	@ Oakland	Fred Biletnikoff	6	129	21.5	82	0	L, 21-38
42.	11/28/68	Houston	Jim Beirne	4	103	25.8	66t	1	W, 24-10
43.	12/14/68	@ Denver	Mike Haffner	4	122	30.5	52	1	W, 30-7
44.	11/16/69	@ N.Y. Jets	Don Maynard	9	137	15.2	29	1	W, 34-16
45.	10/25/70	Dallas	Bob Hayes	2	100	50.0	89t	1	L, 16-27
46.	11/8/70	Houston	Roy Hopkins	6	101	16.8	43	0	W, 24-9
47.	12/20/70	@ San Diego	Gary Garrison	5	149	29.8	67	0	L, 13-31
48.	10/24/71	Washington	Charley Taylor	7	125	17.9	49	2	W, 27-20
49.	10/31/71	@ Oakland	Fred Biletnikoff	7	128	18.3	29	1	T, 20-20
50.	11/21/71	Denver	Jerry Simmons	6	153	25.5	47	0	W, 28-10

51.	11/5/72	Oakland	Fred Biletnikoff	10	114	11.4	21	0	W, 27-14
52.	10/21/73	@ Cincinnati	Isaac Curtis	8	106	13.3	21	0	L, 6-14
53.	11/25/73	@ Denver	Haven Moses	5	108	21.6	40t	2	L, 10-14
54.	9/21/75	@ Denver	Rick Upchurch	3	153	51.0	90t	1	L, 33-37
55.	11/2/75	Houston	Ken Burrough	7	177	25.3	77t	2	L, 13-17
56.	12/14/75	@ Cleveland	Reggie Rucker	6	130	21.7	40t	1	L, 14-20
57.	10/10/76	@ Washington	Frank Grant	8	138	17.3	37	1	W, 33-30
58.	10/17/76	@ Miami	Nat Moore	5	106	21.2	39	0	W, 20-17 OT
59.	10/17/76	@ Miami	Howard Twilley	8	104	13.0	20	1	
60.	10/3/77	Oakland	Dave Casper	7	101	14.4	26	0	L, 28-37
61.	10/1/78	@ Buffalo	Bob Chandler	7	116	16.6	44	2	L, 13-28
62.	11/5/78	Oakland	Dave Casper	7	112	16.0	34	0	L, 10-20
63.	11/12/78	@ San Diego	John Jefferson	7	130	18.6	46t	2	L, 23-29 OT

	Date	Opponent	Player	Rec.	Yds.	Avg.	LG	TD	Result
64.	12/3/78	Buffalo	Frank Lewis	7	126	18.0	40t	1	W, 14-10
65.	12/10/78	@ Denver	Riley Odoms	7	165	23.6	34t	2	L, 3-24
66.	9/2/79	Baltimore	Joe Washington	13	130	10.0	31	0	W, 14-10
67.	10/14/79	Denver	Haven Moses	4	107	26.8	56	1	L, 10-24
68.	10/21/79	N.Y. Giants	Earnest Gray	4	107	26.8	53t	1	L, 17-21
69.	10/28/79	@ Denver	Riley Odoms	7	114	16.3	26	0	L, 3-20
70.	11/25/79	@ San Diego	Charlie Joiner	9	123	13.7	24t	1	L, 7-28
71.	12/2/79	Seattle	Steve Largent	9	120	13.3	28	0	W, 37-21
72.	9/21/80	@ Cleveland	Charles White	7	100	14.3	31t	1	L, 13-20
73.	9/6/81	@ Pittsburgh	John Stallworth	6	107	17.8	28	0	W, 37-33
74.	9/27/81	@ Seattle	David Hughes	12	103	8.6	22	0	W, 20-14
75.	10/4/81	@ New England	Stanley Morgan	4	118	29.5	66t	1	L, 17-33
76.	10/18/81	Denver	Rick Upchurch	5	138	27.6	63	0	W, 28-14
77.	12/6/81	@ Denver	Steve Watson	2	103	51.5	86	0	L, 13-16
78.	12/5/82	@ Pittsburgh	John Stallworth	4	107	26.8	74t	2	L, 14-35
79.	12/12/82	L.A. Raiders	Cliff Branch	5	111	22.2	42	0	L, 16-21
80.	12/26/82	San Francisco	Dwight Clark	4	104	26.0	51	0	L, 13-26
81.	10/16/83	N.Y. Giants	Earnest Gray	8	111	13.9	31	0	W, 38-17
82.	10/30/83	@ Denver	Rick Upchurch	6	143	23.8	36	0	L, 24-27
83.	10/30/83	@ Denver	Steve Watson	6	121	20.2	46t	1	
84.	11/13/83	Cincinnati	Cris Collinsworth	7	118	16.9	32	1	W, 20-15
85.	12/11/83	@ San Diego	Kellen Winslow	14	162	11.6	37t	3	L, 38-41
86.	9/2/84	@ Pittsburgh	Louis Lipps	6	183	30.5	80t	2	W, 37-27
87.	9/2/84	@ Pittsburgh	John Stallworth	8	167	20.9	51	1	
88.	9/16/84	L.A. Raiders	Malcolm Barnwell	8	129	16.1	42	0	L, 20-22
89.	10/28/84	Tampa Bay	Kevin House	10	100	10.0	18	1	W, 24-20
90.	11/11/84	Houston	Tim Smith	8	107	13.4	25	0	L, 16-17
91.	9/12/85	L.A. Raiders	Todd Christensen	11	116	10.5	30	1	W, 36-20
92.	10/13/85	@ San Diego	Charlie Joiner	6	118	19.7	39t	1	L, 20-31
93.	11/10/85	Pittsburgh	John Stallworth	7	126	18.0	41	1	L, 28-36
94.	12/1/85	@ Seattle	Steve Largent	7	101	14.4	31	1	L, 6-24
95.	12/14/85	@ Denver	Vance Johnson	6	116	19.3	48	1	L, 13-14
96.	9/13/87	San Diego	Lionel James	6	100	16.7	26	0	W, 20-13
97.	10/18/87	Denver*	Bobby Micho	9	105	11.7	26t	2	L, 17-26
98.	12/13/87	L.A. Raiders	James Lofton	5	112	22.4	42	0	W, 16-10
99.	10/2/88	@ N.Y. Jets	Mickey Shuler	12	152	12.7	24	0	T, 17-17
100.	12/4/88	N.Y. Jets	Al Toon	5	102	20.4	42	1	W, 38-34
101.	10/29/89	@ Pittsburgh	Louis Lipps	7	130	18.6	64t	2	L, 17-23
102.	12/3/89	Miami	Mark Clayton	9	128	14.2	47	1	W, 26-21
103.	12/24/89	@ Miami	Mark Clayton	6	102	17.0	35	1	W, 27-24
104.	9/17/90	@ Denver	Vance Johnson	6	150	25.0	49	0	L, 23-24

105.	10/14/90	Detroit	Barry Sanders	5	135	27.0	47t	1	W	43-24
106.	12/16/90	Houston	Haywood Jeffires	9	245	27.2	87t	1	L	10-27
107.	10/13/91	Miami	Tony Martin	4	104	26.0	54	0	W	42-7
108.	10/28/91	L.A. Raiders	Mervyn Fernandez	3	107	35.7	59	0	W	24-21
109.	11/10/91	@ L.A. Rams	Henry Ellard	8	160	20.0	27	1	W	27-20
110.	10/4/92	@ Denver	Shannon Sharpe	9	118	13.1	48	0	L	19-20
111.	9/20/93	Denver	Derek Russell	6	104	17.3	36	0	W	15-7
112.	10/17/93	@ San Diego	Anthony Miller	6	105	17.5	43	1	W	17-14
113.	10/31/93	@ Miami	Michael Ingram	4	103	25.8	77t	1	L	10-30
114.	9/4/94	@ New Orleans	Quinn Early	8	101	12.6	30	0	W	30-17
115.	9/18/94	@ Atlanta	Terrance Mathis	13	123	9.5	21	0	W	30-10
116.	10/30/94	@ Buffalo	Andre Reed	5	106	21.2	57	2	L	10-44
117.	11/27/94	@ Seattle	Brian Blades	7	141	20.1	34	0	L	9-10
118.	9/3/95	@ Seattle	Brian Blades	8	107	13.4	23	1	W	34-10
119.	9/10/95	N.Y. Giants	Chris Calloway	5	100	20.0	37	1	W	20-17 OT
120.	11/23/95	@ Dallas	Michael Irvin	11	121	11.0	33t	1	L	12-24
121.	12/3/95	@ Oakland	Tim Brown	10	150	15.0	30	1	W	29-23
122.	9/22/96	Denver	Shannon Sharpe	9	131	14.6	29	0	W	17-14
123.	10/7/96	Pittsburgh	Charles Johnson	6	125	20.8	45	0	L	7-17
124.	11/24/96	San Diego	Tony Martin	5	148	29.6	55	2	L	14-28
125.	11/28/96	@ Detroit	Brett Perriman	8	131	16.4	44	0	W	28-24
126.	12/15/96	Indianapolis	Marvin Harrison	6	103	17.2	37t	3	L	19-24
127.	8/31/97	@ Denver	Rod Smith	5	122	24.4	78	0	L	3-19
128.	9/8/97	@ Oakland	Tim Brown	11	155	14.1	26	0	W	28-27
129.	9/14/97	Buffalo	Andre Reed	4	113	28.3	77t	1	W	22-16
130.	9/21/97	@ Carolina	Rae Carruth	8	110	13.8	36	0	W	35-14
				Rec. Yds. Avg. LG TD Result						
131.	11/9/97	@ Jacksonville	Jimmy Smith	4	112	28.0	75	0	L	10-24
132.	11/16/97	Denver	Rod Smith	7	114	16.3	43	0	W	24-22
133.	11/1/98	N.Y. Jets	Wayne Chrebet	6	101	16.8	56	0	L	17-20
134.	11/29/98	Arizona	Frank Sanders	6	100	16.7	40	0	W	34-24
135.	12/6/98	@ Denver	Rod Smith	8	165	20.6	58	0	L	31-35
136.	12/6/98	@ Denver	Ed McCaffrey	6	103	17.2	48	1		
137.	12/26/98	@ Oakland	Tim Brown	10	140	14.0	27	1	W	31-24
138.	10/10/99	New England	Tony Simmons	7	107	15.3	39	0	W	16-14
139.	11/14/99	@ Tampa Bay	Jacquez Green	7	164	23.4	54	1	L	10-17
140.	11/21/99	Seattle	Sean Dawkins	5	114	22.8	45t	1	L	19-30
141.	12/5/99	@ Denver	Rod Smith	8	106	13.3	34	0	W	16-10
142.	1/2/00	Oakland	Tim Brown	6	122	20.3	42	0	L	38-41 OT
143.	9/3/00	Indianapolis	Marvin Harrison	9	115	12.8	31	0	L	14-27
144.	9/10/00	@ Tennessee	Kevin Dyson	6	104	17.3	30t	1	L	14-17 OT
145.	9/24/00	@ Denver	Rod Smith	8	134	16.8	25	0	W	23-22
146.	10/22/00	St. Louis	Isaac Bruce	8	129	16.1	42	2	W	54-34
147.	12/4/00	@ New England	Troy Brown	12	119	9.9	23	1	L	24-30
148.	12/10/00	Carolina	Mushin Muhammad	8	102	12.8	23	0	W	15-14
149.	12/17/00	@ Denver	Rod Smith	6	101	16.8	34	0	W	20-17
150.	9/9/01	Oakland	Tim Brown	8	133	16.6	33t	1	L	24-27
151.	10/7/01	@ Denver	Rod Smith	8	110	13.8	32	1	L	6-20
152.	10/21/01	@ Arizona	David Boston	7	131	18.7	49	1	L	16-24
153.	12/16/01	Denver	Rod Smith	8	100	12.5	21	1	W	26-23 OT
154.	12/30/01	@ Jacksonville	Keenan McCardell	7	132	18.9	44	1	W	30-26
155.	9/8/02	@ Cleveland	Quincy Morgan	9	151	16.8	44t	2	W	40-39
156.	9/22/02	@ New England	Troy Brown	16	176	11.0	38	1	L	38-41 OT
157.	9/22/02	@ New England	David Patten	7	108	15.4	38t	1		
158.	9/29/02	Miami	Chris Chambers	6	102	17.0	38	0	W	48-30
159.	10/6/02	@ N.Y. Jets	Laveranues Coles	8	116	14.5	21	0	W	29-25
160.	10/13/02	@ San Diego	Curtis Conway	8	129	16.1	25	0	L	34-35
161.	10/20/02	Denver	Shannon Sharpe	12	214	17.8	82t	2	L	34-37 OT
162.	10/27/02	Oakland	Tim Brown	13	144	11.1	25	0	W	20-10
163.	11/24/02	@ Seattle	Koren Robinson	8	168	21.0	44	1	L	32-39
164.	9/14/03	Pittsburgh	Hines Ward	9	146	16.2	50	0	W	41-20

165.	9/14/03	Pittsburgh	Plaxico Burrell	7	115	16.4	33t	1	
166.	9/21/03	@ Houston	Andre Johnson	7	102	14.6	43t	2	W, 42-14
167.	10/5/03	Denver	Rod Smith	8	131	16.4	21	0	W, 24-23
168.	11/16/03	@ Cincinnati	Peter Warrick	7	114	19.0	77t	1	L, 19-24
169.	12/20/03	@ Minnesota	Randy Moss	7	111	15.9	30t	2	L, 20-45
170.	10/31/04	Indianapolis	Reggie Wayne	6	119	19.8	41t	2	W, 45-35
171.	10/31/04	Indianapolis	Marvin Harrison	5	119	23.8	52t	2	
172.	11/14/04	@ New Orleans	Joe Horn	5	167	33.4	57	1	L, 20-27
173.	11/22/04	New England	Deion Branch	6	105	17.5	26t	1	L, 19-27
174.	12/5/04	@ Oakland	Ronald Curry	9	141	15.7	34t	2	W, 34-27
175.	12/13/04	@ Tennessee	Drew Bennett	12	233	19.4	42t	3	W, 49-38
176.	9/11/05	N.Y. Jets	Chris Baker	7	124	17.7	33	1	W, 27-7
177.	9/18/05	@ Oakland	Randy Moss	5	127	25.4	64t	1	W, 23-17
178.	10/2/05	Philadelphia	Terrell Owens	11	171	15.5	30	1	L, 31-37
179.	10/16/05	Washington	Santana Moss	10	173	17.3	78t	2	W, 28-21
180.	10/30/05	@ San Diego	Antonio Gates	10	145	14.5	45t	3	L, 20-28
181.	12/11/05	@ Dallas	Terry Glenn	6	138	23.0	71t	1	L, 28-31
182.	11/5/06	@ St. Louis	Steven Jackson	13	133	10.2	20	0	W, 31-17
183.	12/10/06	Baltimore	Mark Clayton	5	112	22.4	87t	1	L, 10-20
184.	12/23/06	@ Oakland	Ronald Curry	11	106	9.6	24	0	W, 20-9
185.	12/31/06	Jacksonville	Matt Jones	5	104	20.8	39	0	W, 35-30
186.	9/9/07	@ Houston	Andre Johnson	7	142	20.3	77t	1	L, 3-20
187.	10/14/07	Cincinnati	T.J. Houshmandzadeh	8	145	18.1	42t	2	W, 27-20
188.	12/9/07	@ Denver	Brandon Marshall	10	115	11.5	22	2	L, 7-41
189.	9/7/08	@ New England	Randy Moss	6	116	19.3	51	1	L, 10-17
190.	9/21/08	@ Atlanta	Roddy White	5	119	23.8	70t	1	L, 14-38
191.	9/28/08	Denver	Eddie Royal	9	104	11.6	28	0	W, 33-19
192.	10/26/08	@ N.Y. Jets	Jerricho Cotchery	9	102	11.3	24	0	L, 24-28
193.	11/2/08	Tampa Bay	Antonio Bryant	8	115	14.4	24t	1	L, 27-30 OT
194.	11/16/08	New Orleans	Lance Moore	8	102	12.8	47t	1	L, 20-30
195.	11/23/08	Buffalo	Lee Evans	5	110	22.0	51	0	L, 31-54
196.	9/27/09	@ Philadelphia	DeSean Jackson	6	149	24.8	64	1	L, 14-34
197.	9/27/09	@ Philadelphia	Brent Celek	8	104	13.0	35	1	
Date Opponent Player				Rec. Yds. Avg. LG TD Result					
198.	10/4/09	N.Y. Giants	Steve Smith	11	134	12.2	25	2	L, 16-27
199.	10/11/09	Dallas	Miles Austin	10	250	25.0	60	2	L, 20-26 OT
200.	10/25/09	San Diego	Vincent Jackson	5	142	28.4	51	1	L, 7-37
201.	11/8/09	@ Jacksonville	Mike Sims-Walker	6	147	24.5	61	1	L, 21-24
202.	11/22/09	Pittsburgh	Hines Ward	10	128	12.8	33	1	W, 27-24 OT
203.	11/29/09	@ San Diego	Antonio Gates	7	118	16.9	22	2	L, 14-43
204.	1/3/10	@ Denver	Jabar Gaffney	14	213	15.2	29	0	W, 44-24
205.	9/13/10	San Diego	Legedu Naanee	5	110	22.0	59t	1	W, 21-14
206.	9/26/10	San Francisco	Frank Gore	9	102	11.3	41	0	W, 31-10
207.	10/17/10	@ Houston	Andre Johnson	8	138	17.3	44	1	L, 31-35
208.	11/7/10	@ Oakland	Jacoby Ford	6	148	24.7	47	0	L, 20-23 OT
209.	11/28/10	@ Seattle	Ben Obomanu	5	159	31.8	87t	1	W, 42-24
210.	10/9/11	@ Indianapolis	Pierre Garcon	5	125	25.0	67t	2	W, 28-24
211.	10/31/11	San Diego	Malcom Floyd	5	107	21.4	39	0	W, 23-20 OT
212.	11/6/11	Miami	Brandon Marshall	8	106	13.3	30	1	L, 3-31
213.	9/9/12	Atlanta	Julio Jones	6	108	18.0	31	2	L, 24-40
214.	10/14/12	@ Tampa Bay	Mike Williams	4	113	28.3	62t	1	L, 10-38

215. 12/2/12	Carolina	Steve Smith	5	120	24.0	53	1	W, 27-21
216. 12/30/12	@ Denver	Demaryius Thomas	7	122	17.4	36	1	L, 3-38
217. 9/15/13	Dallas	Dez Bryant	9	141	15.7	53	1	W, 17-16
218. 9/29/13	N.Y. Giants	Victor Cruz	10	164	16.4	69	1	W, 31-7
219. 10/27/13	Cleveland	Josh Gordon	5	132	26.4	47	1	W, 23-17
220. 11/17/13	@ Denver	Demaryius Thomas	5	121	24.2	70	0	L, 17-27
221. 11/24/13	San Diego	Keenan Allen	9	124	13.8	29	0	L, 38-41
222. 12/1/13	Denver	Demaryius Thomas	3	106	35.3	77	0	L, 28-35
223. 12/1/13	Denver	Eric Decker	8	174	21.8	41	4	L, 28-35
223. 9/14/14	@ Denver	Emmanuel Sanders	8	108	13.5	21	1	L, 17-24
224. 9/29/14	New England	Brandon LaFell	6	119	19.8	44	1	W, 41-14
225. 11/9/14	N.Y. Jets	Percy Harvin	11	129	11.7	42	0	W, 24-10
226. 9/13/15	@ Houston	Nate Washington	6	105	17.5	32	0	W, 27-20
227. 9/17/15	Denver	Demaryius Thomas	8	116	14.5	22	0	L, 24-31
228. 9/28/15	@ Green Bay	James Jones	7	139	19.9	52	1	L, 28-38
229. 10/18/15	@ Minnesota	Stefon Diggs	7	129	18.4	31	0	L, 10-16
230. 10/25/15	Pittsburgh	Antonio Brown	6	124	20.7	41	0	W, 23-13
231. 11/29/15	Buffalo	Sammy Watkins	6	158	26.3	48	2	W, 30-22
232. 12/20/15	@ Baltimore	Kamar Aiken	8	128	16.0	48	1	W, 34-14
233. 1/16/16	@ New England	Julian Edelman	10	100	10.0	14	0	L, 20-27
234. 9/18/16	@ Houston	Will Fuller	4	104	26.0	53	0	L, 12-19
235. 9/18/16	@ Houston	DeAndre Hopkins	7	113	16.1	35	1	L, 12-19
236. 10/16/16	@ Oakland	Amari Cooper	10	129	12.9	24	0	W, 26-10
237. 10/23/16	New Orleans	Michael Thomas	10	130	13.0	23	0	W, 27-21
238. 11/20/16	Tampa Bay	Mike Evans	6	105	17.5	31	0	L, 17-19
239. 11/27/16	@ Denver	Emmanuel Sanders	7	162	23.1	64	1	W, 30-27 OT
240. 12/4/16	@ Atlanta	Julio Jones	7	113	16.1	21	0	W, 29-27
241. 12/18/16	Tennessee	Rishard Matthews	4	105	26.3	46	0	L, 17-19
242. 1/15/17	Pittsburgh	Antonio Brown	6	108	18.0	52	0	L, 16-18
243. 9/7/17	@ New England	Danny Amendola	6	100	16.7	27	0	W, 42-27
244. 9/24/17	@ LA Chargers	Travis Benjamin	5	105	21.0	44	0	W, 24-10
245. 10/15/17	Pittsburgh	Antonio Brown	8	155	19.4	51	1	L, 13-19
246. 10/19/17	@ Oakland	Amari Cooper	11	210	19.1	45	2	L, 30-31
247. 10/19/17	@ Oakland	Jared Cook	6	107	17.8	28	0	L, 30-31
248. 11/5/17	@ Dallas	Terrance Williams	9	141	15.7	56	0	L, 17-28
249. 12/3/17	@ NY Jets	Jermaine Kearse	9	157	17.4	51	0	L, 31-38
250. 12/3/17	@ NY Jets	Robby Anderson	8	107	13.4	26	0	L, 31-38
251. 12/24/17	Miami	Jakeem Grant	4	107	26.8	65	1	W, 29-13
252. 9/9/18	@ LA Chargers	Keenan Allen	8	108	13.5	23	1	W, 38-28
253. 9/9/18	@ LA Chargers	Melvin Gordon	9	102	11.3	25	0	W, 38-28
254. 9/16/18	@ Pittsburgh	Jesse James	5	138	27.6	46	1	W, 42-37
255. 9/16/18	@ Pittsburgh	JuJu Smith-Schuster	13	121	9.3	21	1	W, 42-37
256. 10/21/18	Cincinnati	A.J. Green	7	117	16.7	31	0	W, 45-10
257. 11/19/18	@ LA Rams	Brandin Cooks	8	107	13.4	30	0	L, 54-51

* Replacement game

CAREER 100-YARD RECEIVING GAMES

Player	Team	100-Yard Games	Player	Team	100-Yard Games
1. Rod Smith	Denver	9	Andre Johnson	Houston	3
2. Tim Brown	Oakland/L.A. Raiders	6	Haven Moses	Buffalo/Denver	3
3. Fred Biletnikoff	Oakland	4	Randy Moss	Min./Oak./N.E.	3
Don Maynard	N.Y. Jets/Titans	4	Shannon Sharpe	Denver	3
John Stallworth	Pittsburgh	4	Rick Upchurch	Denver	3
Demaryius Thomas	Denver	4			
6. Lance Alworth	San Diego	3			
Elbert Dubenion	Buffalo	3			
Marvin Harrison	Indianapolis	3			
Antonio Brown	Pittsburgh	3			
Charley Hennigan	Houston	3			

100-YARD RUSHERS(191)

	Date	Opponent	Player	Att.	Yds.	Avg.	LG	TD	Result
1.	9/10/61	San Diego	Paul Lowe	13	108	8.3	87t	1	L, 10-26
2.	11/4/62	Houston	Charles Tolar	24	110	4.6	23	0	L, 6-14
3.	10/20/63	San Diego	Keith Lincoln	10	127	12.7	76t	1	L, 17-38
4.	11/3/63	Oakland	Clem Daniels	31	122	3.9	25	0	L, 7-10
5.	12/20/64	N.Y. Jets	Matt Snell	16	103	6.4	23	1	W, 24-7
6.	11/28/65	Houston	Ode Burrell	14	121	8.6	48t	2	W, 52-21
7.	11/20/66	Boston	Jim Nance	22	107	4.9	13	0	T, 27-27
8.	9/9/67	@ Houston	Hoyle Granger	13	101	7.7	18	1	W, 25-20
9.	10/15/67	@ San Diego	Dick Post	15	124	8.3	67t	1	L, 31-45
10.	11/19/67	San Diego	Dick Post	18	108	6.0	22	1	L, 16-17
11.	11/10/68	@ Cincinnati	Paul Robinson	24	115	4.8	36	0	W, 16-9
12.	10/25/70	Dallas	Duane Thomas	20	134	6.7	47t	2	L, 16-27
13.	9/17/72	Miami	Larry Csonka	21	118	5.6	17	1	L, 10-20
14.	11/12/72	@ Pittsburgh	Franco Harris	17	134	7.9	45	1	L, 7-16
15.	9/16/73	L.A. Rams	Jim Bertelsen	28	143	5.1	49	0	L, 13-23
16.	9/16/73	L.A. Rams	Lawrence McCutcheon	21	120	5.7	19	0	
17.	10/14/73	@ Green Bay	John Brockington	15	106	7.1	33	0	T, 10-10
18.	10/21/73	@ Cincinnati	Boobie Clark	26	104	4.0	11	1	L, 6-14
19.	11/29/73	@ Buffalo	O.J. Simpson	39	157	4.0	22	2	L, 14-23
20.	12/2/73	Cleveland	Greg Pruitt	15	110	7.3	65t	1	T, 20-20
21.	12/8/73	@ Oakland	Marv Hubbard	25	115	4.6	31t	1	L, 7-37
22.	9/15/74	N.Y. Jets	John Riggins	22	116	5.3	29	0	W, 24-16
23.	10/27/74	@ San Diego	Don Woods	22	154	7.0	53	1	W, 24-14
24.	9/28/75	N.Y. Jets	John Riggins	27	145	5.4	20	2	L, 24-30
25.	9/28/75	N.Y. Jets	Carl Garrett	16	135	8.4	40	1	
26.	11/16/75	@ Pittsburgh	Franco Harris	17	119	7.0	29	0	L, 3-28
27.	11/30/75	@ Baltimore	Lydell Mitchell	26	178	6.8	70t	1	L, 14-28
28.	12/7/75	San Diego	Rickey Young	25	124	4.9	14	2	L, 20-28
29.	12/14/75	@ Cleveland	Greg Pruitt	26	214	8.2	50	3	L, 14-20
30.	9/26/76	New Orleans	Tony Galbreath	14	146	10.5	74t	2	L, 17-27
31.	9/26/76	New Orleans	Chuck Muncie	25	126	5.0	33t	0	
32.	10/3/76	@ Buffalo	O.J. Simpson	24	130	5.4	49	2	L, 17-50
33.	10/3/76	@ Buffalo	Jeff Kinney	17	114	6.7	18	1	
34.	10/24/76	Denver	Otis Armstrong	16	101	6.3	22	1	L, 26-35
35.	11/7/76	Pittsburgh	Franco Harris	23	117	5.1	25t	2	L, 0-45
36.	11/7/76	Pittsburgh	Rocky Bleier	15	102	6.8	23	0	
37.	11/21/76	Cincinnati	Archie Griffin	13	139	10.1	77t	1	L, 24-27
38.	9/18/77	@ New England	Sam Cunningham	23	105	4.6	11	0	L, 17-21
39.	10/3/77	Oakland	Mark van Eeghen	24	116	4.8	26	0	L, 28-37
40.	10/3/77	Oakland	Clarence Davis	15	102	6.8	37t	2	
41.	10/30/77	@ Cleveland	Greg Pruitt	18	153	8.5	78t	1	L, 7-44
42.	11/13/77	@ Chicago	Walter Payton	33	192	5.8	32	3	L, 27-28
43.	11/20/77	Denver	Otis Armstrong	21	120	5.7	17	0	L, 7-14
44.	11/27/77	@ Houston	Rob Carpenter	14	149	10.6	77	0	L, 20-34
45.	11/27/77	@ Houston	Ronnie Coleman	15	101	6.6	22	0	
46.	9/10/78	Houston	Earl Campbell	22	111	5.0	22	2	L, 17-20
47.	11/5/78	Oakland	Arthur Whittington	26	134	5.1	25t	1	L, 10-20
48.	11/12/78	@ San Diego	Lydell Mitchell	29	144	5.0	25	0	L, 23-29 OT
49.	12/17/78	@ Seattle	Al Hunter	27	133	4.9	55t	2	L, 19-23
50.	9/16/79	@ Houston	Earl Campbell	32	131	4.1	22	1	L, 6-20
51.	12/16/79	@ Tampa Bay	Ricky Bell	39	137	3.5	14	0	L, 0-3
52.	10/12/80	Houston	Earl Campbell	38	178	4.7	22	1	W, 21-20
53.	10/26/80	Detroit	Billy Sims	28	155	5.5	45t	2	W, 20-17
54.	11/16/80	@ San Diego	Mike Thomas	27	109	4.0	13	2	L, 7-20
55.	11/23/80	@ St. Louis	Ottis Anderson	16	107	6.7	44	1	W, 21-13
56.	11/30/80	Cincinnati	Pete Johnson	17	112	6.6	57t	1	L, 6-20
57.	11/21/82	@ New Orleans	George Rogers	33	123	3.7	18	1	L, 17-27
58.	11/28/82	@ L.A. Rams	Wendell Tyler	25	138	5.5	24	2	L, 14-20
59.	9/12/83	San Diego	Chuck Muncie	27	110	4.1	16	1	L, 14-17
60.	10/2/83	St. Louis	Ottis Anderson	21	106	5.0	39t	1	W, 38-14
61.	11/20/83	@ Dallas	Tony Dorsett	18	108	6.0	32t	2	L, 21-41
62.	11/27/83	@ Seattle	Curt Warner	32	207	6.5	28t	3	L, 48-51 OT
63.	12/4/83	Buffalo	Joe Cribbs	36	185	5.1	24	0	L, 9-14
64.	9/23/84	@ Denver	Sammy Winder	31	139	4.4	13	1	L, 0-21
65.	10/7/84	N.Y. Jets	Freeman McNeil	19	107	5.6	16	0	L, 16-17
	Date	Opponent	Player	Att.	Yds.	Avg.	LG	TD	Result
66.	11/11/84	Houston	Larry Moriarty	29	117	4.0	9	0	L, 16-17
67.	10/6/85	@ L.A. Raiders	Marcus Allen	29	126	4.3	20	0	L, 10-19
68.	11/3/85	@ Houston	Butch Woolfolk	14	101	7.2	43	1	L, 20-23

69.	11/17/85	@ San Francisco	Wendell Tyler	16	111	6.9	21	0	L, 3-31
70.	12/8/85	Atlanta	Gerald Riggs	26	197	7.6	50	1	W, 38-10
71.	10/26/86	Tampa Bay	James Wilder	25	110	4.4	24	1	W, 27-20
72.	11/2/86	@ San Diego	Gary Anderson	25	100	4.0	13	0	W, 24-23
73.	11/30/86	Buffalo	Robb Riddick	27	118	4.4	13	0	L, 14-17
74.	9/20/87	@ Seattle	John L. Williams	15	112	7.5	48	1	L, 14-43
75.	11/8/87	Pittsburgh	Earnest Jackson	23	125	5.4	28	0	L, 16-17
76.	11/15/87	N.Y. Jets	Freeman McNeil	26	184	7.1	30	0	L, 9-16
77.	9/25/88	San Diego	Gary Anderson	23	131	5.7	30t	1	L, 23-24
78.	10/2/88	@ N.Y. Jets	Freeman McNeil	22	154	7.0	28	0	T, 17-17
79.	10/9/88	@ Houston	Mike Rozier	27	141	5.2	13	0	L, 6-7
80.	12/11/88	@ N.Y. Giants	Joe Morris	31	140	4.5	16	0	L, 12-28
81.	12/18/88	@ San Diego	Gary Anderson	34	217	6.4	36	1	L, 13-24
82.	12/17/89	San Diego	Marion Butts	39	176	4.5	17	0	L, 13-20
83.	9/17/90	@ Denver	Bobby Humphrey	19	132	6.9	37t	2	L, 23-24
84.	9/29/91	@ San Diego	Rod Bernstein	26	112	4.3	15	1	W, 14-13
85.	11/17/91	Denver	Gaston Green	24	133	5.5	60t	1	L, 20-24
86.	10/25/92	Pittsburgh	Barry Foster	24	105	4.4	12	1	L, 3-27
87.	11/22/92	@ Seattle	Chris Warren	20	154	7.7	35	1	W, 24-14
88.	12/26/93	@ Minnesota	Scottie Graham	33	166	5.0	31	1	L, 10-30
89.	1/2/94	Seattle	John L. Williams	16	102	6.4	38	1	W, 34-24
90.	9/25/94	L.A. Rams	Jerome Bettis	35	132	3.8	14	0	L, 0-16
91.	10/9/94	@ San Diego	Natrone Means	19	125	6.6	25	1	L, 6-20
92.	10/23/94	Seattle	Chris Warren	19	117	6.2	41	0	W, 38-23
93.	12/12/94	@ Miami	Bernie Parmalee	19	127	6.7	47t	1	L, 28-45
94.	9/22/96	Denver	Terrell Davis	19	141	7.4	65t	2	W, 17-14
95.	10/7/96	Pittsburgh	Jerome Bettis	27	103	3.8	15	1	L, 7-17
96.	12/9/96	@ Oakland	Napoleon Kaufman	8	109	13.6	45	0	L, 7-26
97.	8/31/97	@ Denver	Terrell Davis	26	101	3.9	16	1	L, 3-19
98.	11/3/97	Pittsburgh	Jermome Bettis	17	103	6.1	30	0	W, 13-10
99.	11/16/97	Denver	Terrell Davis	34	127	3.7	18	0	W, 24-22
100.	9/13/98	@ Jacksonville	James Stewart	26	103	4.0	17	1	L, 16-21
101.	9/20/98	San Diego	Natrone Means	22	165	7.5	72t	1	W, 23-7
102.	10/11/98	@ New England	Robert Edwards	23	104	4.5	33	1	L, 10-40
103.	10/26/98	Pittsburgh	Jerome Bettis	33	119	3.6	13	0	L, 13-20
104.	11/8/98	@ Seattle	Ricky Watters	24	105	4.4	13	2	L, 12-24
105.	11/16/98	Denver	Terrell Davis	18	111	6.2	41t	1	L, 7-30
106.	12/20/98	@ N.Y. Giants	Gary Brown	25	103	4.1	13	1	L, 7-28
107.	11/7/99	@ Indianapolis	Edgerrin James	20	109	5.5	27	0	L, 17-25
108.	11/21/99	Seattle	Ricky Watters	24	107	4.5	45	2	L, 19-30
109.	12/12/99	Minnesota	Robert Smith	21	118	5.6	22	0	W, 31-28
110.	9/3/00	Indianapolis	Edgerrin James	28	124	4.4	30	1	L, 14-27
111.	11/5/00	@ Oakland	Tyrone Wheatley	20	112	5.6	38	1	L, 31-49
112.	11/12/00	@ San Francisco	Charlie Garner	25	102	4.1	19	1	L, 7-21
113.	12/24/00	@ Atlanta	Jamal Anderson	28	107	3.8	23	0	L, 13-29
114.	10/7/01	@ Denver	Mike Anderson	22	155	7.0	62t	0	L, 6-20
115.	10/14/01	Pittsburgh	Jerome Bettis	19	112	5.9	30	0	L, 17-20
116.	10/25/01	Indianapolis	Edgerrin James	27	102	3.8	20	0	L, 28-35
117.	11/11/01	@ N.Y. Jets	Curtis Martin	20	113	5.7	25t	3	L, 7-27
118.	12/23/01	San Diego	LaDainian Tomlinson	27	145	5.4	34	0	W, 20-17
119.	12/30/01	@ Jacksonville	Stacey Mack	16	125	7.8	54	1	W, 30-26
120.	1/6/02	@ Seattle	Shaun Alexander	20	127	6.4	44t	1	L, 18-21
121.	9/15/02	Jacksonville	Fred Taylor	20	114	5.7	63t	1	L, 16-23
122.	10/6/02	@ N.Y. Jets	Curtis Martin	21	119	5.7	35	1	W, 29-25
123.	11/17/02	Buffalo	Travis Henry	24	126	5.3	22	0	W, 17-16
124.	11/24/02	@ Seattle	Shaun Alexander	23	145	6.3	46t	2	L, 32-39
125.	12/15/02	@ Denver	Clinton Portis	21	130	6.2	51t	3	L, 24-31
126.	12/22/02	San Diego	LaDainian Tomlinson	24	131	5.5	34	0	W, 24-22
127.	12/28/02	@ Oakland	Charlie Garner	29	135	4.7	14	1	L, 0-24
128.	9/28/03	@ Baltimore	Jamal Lewis	26	115	4.4	17	1	W, 17-10
129.	10/5/03	Denver	Clinton Portis	23	141	6.1	65t	1	W, 24-23
130.	10/12/03	@ Green Bay	Ahman Green	26	139	5.3	26	1	W, 40-34 OT
131.	10/26/03	Buffalo	Travis Henry	22	124	5.6	23	0	W, 38-5
132.	11/16/03	@ Cincinnati	Rudi Johnson	22	165	7.5	54	0	L, 19-24
	Date	Opponent	Player	Att.	Yds.	Avg.	LG	TD	Result
133.	11/30/03	@ San Diego	LaDainian Tomlinson	19	106	5.6	55	1	W, 28-24
134.	12/7/03	@ Denver	Clinton Portis	22	218	9.9	59t	5	L, 27-45
135.	12/14/03	Detroit	Shawn Bryson	18	105	5.8	39	1	W, 45-17
136.	12/20/03	@ Minnesota	Onterio Smith	21	146	7.0	47	3	L, 20-45
137.	9/12/04	@ Denver	Quentin Griffin	23	156	6.8	47t	2	L, 24-34
138.	9/19/04	Carolina	DeShaun Foster	32	174	5.4	71	1	L, 17-28
139.	11/7/04	@ Tampa Bay	Michael Pittman	15	128	8.5	78t	3	L, 31-34

140.	11/14/04	@ New Orleans	Deuce McAllister	16	127	7.9	28	1	L, 20-27
141.	12/17/05	@ N.Y. Giants	Tiki Barber	29	220	7.6	55	2	L, 17-27
142.	10/15/06	@ Pittsburgh	Willie Parker	21	109	5.2	25	2	L, 7-45
143.	12/17/06	@ San Diego	LaDainian Tomlinson	25	199	8.0	85t	2	L, 9-20
144.	9/16/07	@ Chicago	Cedric Benson	24	101	4.2	13	0	L, 10-20
145.	9/23/07	Minnesota	Adrian Peterson	25	102	4.1	16	1	W, 13-10
146.	9/30/07	@ San Diego	LaDainian Tomlinson	20	132	6.6	37	1	W, 30-16
147.	11/11/07	Denver	Selvin Young	20	109	5.5	34	1	L, 11-27
148.	11/25/07	Oakland	Justin Fargas	22	139	6.3	21	1	L, 17-20
149.	12/2/07	San Diego	LaDainian Tomlinson	23	177	7.7	34	2	L, 10-24
150.	12/9/07	@ Denver	Selvin Young	17	156	9.2	50	0	L, 7-41
151.	12/23/07	@ Detroit	T.J. Duckett	15	102	6.8	53	1	L, 20-25
152.	9/14/08	Oakland	Darren McFadden	21	164	7.8	50	1	L, 8-23
153.	9/21/08	@ Atlanta	Michael Turner	23	104	4.5	38	3	L, 14-38
154.	10/5/08	@ Carolina	DeAngelo Williams	20	123	6.2	32t	2	L, 0-34
155.	10/19/08	Tennessee	Chris Johnson	18	168	9.3	66t	1	L, 10-34
156.	10/19/08	Tennessee	LenDale White	17	149	8.8	80t	3	
157.	12/28/08	@ Cincinnati	Cedric Benson	25	111	4.4	14	1	L, 6-16
158.	9/13/09	@ Baltimore	Ray Rice	19	108	5.7	22	0	L, 24-38
159.	10/18/09	@ Washington	Clinton Portis	15	109	7.3	78	0	W, 14-6
160.	11/15/09	@ Oakland	Michael Bush	14	119	8.5	60	0	W, 16-10
161.	12/6/09	Denver	Correll Buckhalter	12	113	9.4	26	0	L, 13-44
162.	12/20/09	Cleveland	Jerome Harrison	34	286	8.4	71	3	L, 34-41
163.	12/27/09	@ Cincinnati	Cedric Benson	29	133	4.6	32	0	L, 10-17
164.	11/14/10	@ Denver	Knowshon Moreno	22	106	4.8	14	0	L, 29-49
165.	12/5/10	Denver	Knowshon Moreno	23	161	7.0	24	0	W, 10-6
166.	1/2/11	Oakland	Michael Bush	25	137	5.5	26t	1	L, 10-31
167.	9/11/11	Buffalo	Fred Jackson	20	112	5.6	24	0	L, 7-41
168.	12/11/11	@ N.Y. Jets	Shonn Greene	24	129	5.4	31	1	L, 10-37
169.	1/1/12	@ Denver	Willis McGahee	28	145	5.2	15	0	W, 10-3
170.	9/16/12	@ Buffalo	C.J. Spiller	15	123	8.2	38	2	L, 17-35
171.	10/7/12	Baltimore	Ray Rice	17	102	6.0	37	0	L, 6-9
172.	10/28/12	Oakland	Darren McFadden	29	114	3.9	28	0	L, 16-26
173.	11/18/12	Cincinnati	BenJarvus Green-Ellis	25	101	4.0	21	1	L, 6-28
174.	12/16/12	@ Oakland	Darren McFadden	30	110	3.7	19	0	L, 0-15
175.	9/19/13	@ Philadelphia	LeSean McCoy	20	158	7.9	41t	1	W, 26-16
176.	11/3/13	@ Buffalo	C.J. Spiller	12	116	9.7	61	0	W, 23-13
177.	12/1/13	Denver	Monte Ball	13	117	9.0	45	0	L, 28-35
178.	12/29/13	@ San Diego	Ryan Matthews	24	144	6.0	44	0	L, 24-27
179.	9/21/14	@ Miami	Lamar Miller	15	108	7.2	24	0	W, 34-15
180.	10/5/14	@ San Francisco	Frank Gore	18	107	5.9	14	0	L, 17-22
181.	11/16/14	Seattle	Marshawn Lynch	24	124	5.2	17	0	W, 24-20
182.	11/20/14	@ Oakland	Latavius Murray	4	112	28.0	90	2	L, 20-24
183.	11/30/14	Denver	C.J. Anderson	32	168	5.3	20	0	L, 16-29
184.	12/7/14	@ Arizona	Ryan Williams	19	100	5.3	16	0	L, 14-17
185.	10/25/15	Pittsburgh	Le'Veon Bell	17	121	7.1	42	0	W, 23-13
186.	12/27/15	Cleveland	Johnny Manziel	11	108	9.8	34	0	W, 17-13
187.	10/2/16	@ Pittsburgh	Le'Veon Bell	18	144	8.0	44	0	L, 14-43
188.	11/6/16	Jacksonville	Chris Ivory	18	107	5.9	42	0	W, 19-14
189.	12/8/16	Oakland	Latavius Murray	22	103	4.7	12	1	W, 21-13
190.	1/15/17	Pittsburgh	Le'Veon Bell	30	170	5.7	38	0	L, 16-18
191.	10/14/18	@ New England	Sony Michel	24	106	4.4	15	2	L, 40-43

CAREER 100-YARD RUSHING GAMES

Player	Team	100-Yard Games	Player	Team	100-Yard Games
1. LaDainian Tomlinson	San Diego	6	Earl Campbell	Houston	3
2. Jerome Bettis	L.A. Rams/Pittsburgh	5	Franco Harris	Pittsburgh	3
3. Terrell Davis	Denver	4	Edgerrin James	Indianapolis	3
Clinton Portis	Denver/Washington	4	Freeman McNeil	New York Jets	3
5. Gary Anderson	San Diego	3	Greg Pruitt	Cleveland	3
Cedric Benson	Chicago/Cincinnati	3	Darren McFadden	Oakland	3
Le'Veon Bell	Pittsburgh	3			

300-YARD PASSERS (97)

Date	Opponent	Player	Att.	Comp.	Yds.	LG	TD	INT	Result
1. 11/24/60	@ N.Y. Titans	Al Dorow	33	21	301	45t	2	1	L, 35-41
2. 11/19/61	@ San Diego	Jack Kemp	27	15	357	61t	2	1	L, 14-24
3. 10/13/63	Buffalo	Jack Kemp	24	12	300	89t	2	2	L, 26-35
4. 11/17/63	@ Boston	Babe Parilli	47	25	354	39	1	1	T, 24-24
5. 12/6/64	Boston	Babe Parilli	41	20	300	58t	3	1	L, 24-31
6. 10/24/65	@ Houston	George Blanda	33	19	304	64t	4	0	L, 36-38
7. 10/16/66	Oakland	Tom Flores	24	14	301	76t	3	0	L, 13-34
8. 10/15/67	San Diego	John Hadl	32	17	307	60t	2	1	L, 31-45
9. 9/9/68	@ Houston	Pete Beathard	48	23	413	59t	2	3	W, 26-21
10. 9/15/68	N.Y. Jets	Joe Namath	29	17	302	57t	2	1	L, 19-20
11. 11/16/69	@ N.Y. Jets	Joe Namath	40	24	327	40t	2	3	W, 34-16
12. 9/21/75	@ Denver	Charley Johnson	20	12	329	90t	3	2	L, 33-37
13. 10/17/76	@ Miami	Bob Griese	35	25	306	39	1	2	W, 20-17 OT
14. 11/25/79	@ San Diego	Dan Fouts	43	27	350	42t	3	1	L, 7-28
15. 9/7/80	Oakland	Dan Pastorini	37	19	317	55	2	0	L, 14-27
16. 9/6/81	@ Pittsburgh	Terry Bradshaw	36	21	319	41t	2	2	W, 37-33
17. 9/27/81	@ Seattle	Jim Zorn	47	31	308	23	1	0	W, 20-14
18. 10/18/81	Denver	Craig Morton	38	25	342	63	2	1	W, 28-14
19. 12/12/82	L.A. Raiders	Jim Plunkett	33	18	303	43	3	1	L, 16-21
20. 10/30/83	@ Denver	Steve DeBerg	41	21	350	46t	1	0	L, 24-27
21. 9/9/84	@ Cincinnati	Ken Anderson	37	24	310	35	0	0	W, 27-22
22. 9/16/84	L.A. Raiders	Jim Plunkett	47	28	313	42	1	4	L, 20-22
23. 11/25/84	@ N.Y. Giants	Phil Simms	41	24	343	31	2	3	L, 27-28
24. 12/16/84	@ San Diego	Ed Luther	44	24	333	43	1	0	W, 42-21
25. 9/12/85	L.A. Raiders	Jim Plunkett	48	34	303	30	2	2	W, 36-20
26. 10/13/85	@ San Diego	Mark Hermann	36	26	320	39t	2	0	L, 20-31
27. 12/14/85	@ Denver	John Elway	37	22	301	48	1	5	L, 13-14
28. 12/21/86	@ Pittsburgh	Mark Malone	43	22	351	38	0	1	W, 24-19
29. 12/6/87	@ Cincinnati	Boomer Esiason	44	28	368	26	2	0	L, 27-30 OT
30. 12/13/87	L.A. Raiders	Marc Wilson	38	22	339	42	0	3	W, 16-10
31. 12/24/89	@ Miami	Dan Marino	47	28	339	35	3	1	W, 27-24
32. 11/11/90	Seattle	Dave Krieg	23	16	306	54t	2	0	L, 16-17
33. 12/9/90	Denver	John Elway	36	24	328	27	2	1	W, 37-7
34. 12/16/90	Houston	Warren Moon	45	27	527	87t	3	0	L, 10-27
35. 11/10/91	@ L.A. Rams	Jim Everett	37	26	329	27	3	1	W, 27-20
36. 10/4/92	@ Denver	John Elway	38	23	311	48	2	0	L, 19-20
37. 9/20/93	Denver	John Elway	45	28	300	36	1	1	W, 15-7
38. 10/31/93	@ Miami	Scott Mitchell	33	22	344	77t	3	0	L, 10-30
39. 9/4/94	@ New Orleans	Jim Everett	37	26	326	30	2	2	W, 30-17
40. 10/1/95	@ Arizona	Dave Krieg	41	25	308	35	0	1	W, 24-3
41. 10/9/95	San Diego	Stan Humphries	34	24	315	45	1	0	W, 29-23 OT
42. 10/7/96	Pittsburgh	Mike Tomczak	32	20	338	45	0	1	L, 7-17
43. 9/21/97	@ Carolina	Kerry Collins	47	24	328	36	1	4	W, 35-14
44. 12/6/98	@ Denver	John Elway	32	22	400	58	2	1	L, 31-35
45. 10/10/99	New England	Drew Bledsoe	45	23	334	49t	2	2	W, 16-14
46. 1/2/00	Oakland	Rich Gannon	47	25	324	42	3	2	L, 38-41 OT
47. 9/9/01	Oakland	Rich Gannon	46	31	341	33t	2	1	L, 24-27
48. 9/8/02	@ Cleveland	Kelly Holcomb	39	27	326	44t	3	0	W, 40-39
49. 9/15/02	Jacksonville	Mark Brunell	36	25	320	79t	2	0	L, 16-23
50. 9/22/02	@ New England	Tom Brady	54	39	410	38t	4	1	L, 38-41 OT
51. 9/29/02	Miami	Jay Fiedler	45	29	310	38	1	4	W, 48-30
52. 10/13/02	@ San Diego	Drew Brees	41	28	319	29	2	2	L, 34-35
53. 10/20/02	Denver	Brian Griese	50	30	376	82t	2	0	L, 34-37 OT
54. 10/27/02	Oakland	Rich Gannon	55	35	334	25	1	1	W, 20-10
55. 11/24/02	@ Seattle	Matt Hasselbeck	36	25	362	44	3	0	L, 32-39
56. 9/14/03	Pittsburgh	Tommy Maddox	47	28	336	50	1	3	W, 41-20
57. 10/31/04	Indianapolis	Peyton Manning	44	25	472	56t	5	1	W, 45-35
58. 11/22/04	New England	Tom Brady	26	17	315	48	1	0	L, 19-27
59. 11/28/04	San Diego	Drew Brees	37	28	378	65	2	0	L, 31-34
60. 12/5/04	@ Oakland	Kerry Collins	41	27	343	51t	3	0	W, 34-27
61. 12/13/04	@ Tennessee	Billy Volek	43	29	426	42t	4	0	W, 49-38
62. 10/2/05	Philadelphia	Donovan McNabb	48	33	369	34	3	1	L, 31-37
63. 10/16/05	Washington	Mark Brunell	41	25	331	78t	3	0	W, 28-21
64. 10/30/05	@ San Diego	Drew Brees	43	25	324	35t	3	1	L, 20-28
65. 12/11/05	@ Dallas	Drew Bledsoe	34	22	332	71t	3	0	L, 28-31
Date	Opponent	Player	Att.	Comp.	Yds.	LG	TD	INT	Result
66. 11/5/06	@ St. Louis	Marc Bulger	42	31	354	33	1	0	W, 31-17
67. 10/14/07	Cincinnati	Carson Palmer	43	26	320	42t	2	2	W, 27-20
68. 11/4/07	Green Bay	Brett Favre	34	24	360	60t	2	2	L, 22-33

69. 9/28/08	Denver	Jay Cutler	49	29	361	40	1	2	W, 33-19
70. 11/2/08	Tampa Bay	Jeff Garcia	43	31	339	29	1	1	L, 27-30 OT
71. 11/9/08	@ San Diego	Philip Rivers	36	27	316	31	2	2	L, 19-20
72. 12/14/08	San Diego	Philip Rivers	48	34	346	42	2	1	L, 21-22
73. 9/13/09	@ Baltimore	Joe Flacco	43	26	307	31	3	1	L, 24-38
74. 9/27/09	@ Philadelphia	Kevin Kolb	34	24	327	64	2	0	L, 14-34
75. 10/11/09	Dallas	Tony Romo	34	20	351	60	2	0	L, 20-26 OT
76. 11/22/09	Pittsburgh	Ben Roethlisberger	42	32	398	41	2	2	W, 27-24 OT
77. 11/29/09	@ San Diego	Philip Rivers	28	21	317	53	2	0	L, 14-43
78. 1/3/10	@ Denver	Kyle Orton	56	32	431	44	1	3	W, 44-24
79. 10/17/10	@ Houston	Matt Schaub	33	25	305	44	2	0	L, 31-35
80. 10/31/11	San Diego	Philip Rivers	41	26	369	39	0	2	W, 23-20 OT
81. 10/14/12	@ Tampa Bay	Josh Freeman	26	15	328	62t	3	1	L, 10-28
82. 12/30/12	@ Denver	Peyton Manning	29	23	304	36t	3	0	L, 3-38
83. 11/17/13	@ Denver	Peyton Manning	40	24	323	70	1	0	L, 17-27
84. 11/24/13	San Diego	Philip Rivers	39	27	392	60	3	0	L, 38-41
85. 12/1/13	Denver	Peyton Manning	35	22	403	77	5	2	L, 28-35
86. 9/28/15	@ Green Bay	Aaron Rodgers	35	24	333	52	5	0	L, 28-38
87. 10/4/15	@ Cincinnati	Andy Dalton	24	17	321	55	1	0	L, 21-36
88. 1/16/16	@ New England	Tom Brady	42	28	302	42	2	0	L, 20-27
89. 10/2/16	@ Pittsburgh	Ben Roethlisberger	27	22	300	47	5	0	L, 14-43
90. 10/23/16	New Orleans	Drew Brees	48	37	367	30	3	1	W, 27-21
91. 10/23/16	Tampa Bay	Jameis Winston	39	24	331	21	1	0	L, 17-19
92. 11/27/16	@ Denver	Trevor Semian	34	20	368	20	3	0	W, 30-27 OT
93. 9/9/18	@ LA Chargers	Philip Rivers	51	31	424	30	3	1	W, 38-28
94. 9/16/18	@ Pittsburgh	Ben Roethlisberger	60	39	452	46	3	0	W, 42-37
95. 10/7/18	Jacksonville	Blake Bortles	61	33	430	38	1	4	W, 30-14
96. 10/14/18	@ New England	Tom Brady	35	24	340	42	1	0	L, 40-43
97. 11/19/18	@ LA Rams	Jared Goff	49	31	413	40	4	0	L, 54-51

CAREER 300-YARD PASSING GAMES

Player	Team	300-Yard Games	Player	Team	300-Yard Games
1. John Elway	Denver	5	Brett Favre	Green Bay	2
Philip Rivers	San Diego	5	Jack Kemp	San Diego/Buffalo	2
3. Drew Brees	San Diego/New Orleans	4	Joe Namath	N.Y. Jets	2
Tom Brady	New England	4	Babe Parilli	Boston	2
Peyton Manning	Indianapolis/Denver	4	Ben Roethlisberger	Pittsburgh	2
3. Rich Gannon	Oakland	3			
Jim Plunkett	Oakland/L.A. Raiders	3			
6. Drew Bledsoe	New England/Dallas	2			
Mark Brunell	Jacksonville/Washington	2			
Kerry Collins	Carolina/Oakland	2			

ALL-TIME MISCELLANEOUS SCORES

ALL-TIME DEFENSIVE SCORES

Date	Opponent	Defensive Score	Result
10/9/60	Oakland	David Webster, 80-yard INT return	L, 19-20
11/6/60	@ Buffalo	David Webster, 14-yard fumble return Don Flynn, 25-yard INT return	W, 45-28
11/30/60	Denver	David Webster, 39-yard INT return	W, 34-7
12/11/60	Boston	Duane Wood, 66-yard INT return	W, 34-0
12/10/61	Denver	Sherrill Headrick, 31-yard INT return	W, 49-21
12/17/61	New York Titans	Sherrill Headrick, 56-yard INT return* *(20 yards by Doyle Nix who lateralled to Headrick for 56 yards)	W, 35-24
9/7/63	@ Denver	Sherrill Headrick, 38-yard INT return	W, 59-7
9/22/63	@ Buffalo	Safety, Willie West tackled in end zone	T, 27-27
12/22/63	New York Jets	Jerry Mays, 58-yard fumble return	W, 48-0
10/4/64	Houston	Bobby Hunt, 29-yard INT return	W, 28-7
10/18/64	Buffalo	Bobby Bell, 20-yard fumble return	L, 22-35
11/15/64	San Diego	Abner Haynes, fumble recovery in end zone	L, 14-28
10/3/65	Boston	Bobby Bell, 38-yard INT return Willie Mitchell, 37-yard INT return	W, 27-17
9/25/66	@ Boston	Johnny Robinson, 28-yard INT return	W, 43-24
10/16/66	Oakland	Bobby Bell, 7-yard fumble return	L, 13-34
10/30/66	Houston	Willie Mitchell, 60-yard INT return* *(18 yards by Johnny Robinson who lateralled to Mitchell for 60 yards)	W, 48-23
9/9/67	@ Houston	Bobby Bell, 32-yard INT return	W, 25-20
11/5/67	New York Jets	Willie Mitchell, 27-yard INT return	W, 42-18
11/12/67	@ Boston	Emmitt Thomas, 57-yard INT return	W, 23-10
11/23/67	Oakland	Safety, Holding in end zone	L, 22-44
12/10/67	@ New York Jets	Fred Williamson, 77-yard INT return	W, 21-7
9/28/68	@ Miami	Jim Lynch, 22-yard INT return	W, 48-3
12/8/68	@ San Diego	Willie Lanier, 75-yard INT return Safety, Buck Buchanan tackled Jon Brittenum	W, 40-3
10/5/69	@ Denver	Jim Kearney, 60-yard INT return	W, 26-13
10/26/69	Cincinnati	Goldie Sellers, 19-yard fumble return	W, 42-22
11/27/69	Denver	Emmitt Thomas, 45-yard INT return	W, 31-17
9/28/70	@ Baltimore	Johnny Robinson, 46-yard fumble return	W, 44-24
11/8/70	Houston	Bobby Bell, 45-yard INT return	W, 24-9
10/3/71	@ Denver	Aaron Brown, 68-yard INT return	W, 16-3
10/18/71	Pittsburgh	Emmitt Thomas, 32-yard INT return	W, 38-16
12/19/71	Buffalo	Bobby Bell, 26-yard INT return	W, 22-9
10/1/72	@ Denver	Jim Kearney, 43-yard INT return Jim Kearney, 32-yard INT return	W, 45-24
11/12/72	@ Pittsburgh	Jim Kearney, 65-yard INT return	L, 7-16
12/3/72	Denver	Jim Kearney, 29-yard INT return Bobby Bell, 61-yard INT return	W, 24-21
9/30/73	Oakland	Willie Lanier, 17-yard INT return	W, 16-3
11/18/73	Houston	John Lohmeyer, 19-yard fumble return	W, 38-14
9/15/74	New York Jets	Emmitt Thomas, 38-yard INT return Marvin Upshaw, 52-yard INT return	W, 24-16
9/22/74	@ Oakland	Wilbur Young, 52-yard INT return	L, 7-27
10/6/74	Denver	Bobby Bell, 28-yard INT return	L, 14-17
11/18/74	@ Denver	Safety, Willie Lanier tackled Otis Armstrong	W, 42-34
12/4/74	Minnesota	Emmitt Thomas, 73-yard INT return	L, 15-35
11/10/75	@ Dallas	John Matuszak, fumble recovery in end zone	W, 35-31
10/31/76	@ Tampa Bay	Safety, John Lohmeyer tackled Steve Spurrier	W, 28-19
10/23/77	@ San Diego	Tim Gray, 15-yard fumble return	W, 21-16
11/27/77	@ Houston	Willie Lee, 10-yard fumble return	L, 20-34
12/11/77	Seattle	Gary Barbaro, 102-yard INT return	L, 31-34
12/18/77	@ Oakland	Tim Gray, 14-yard fumble return Tim Collier, 100-yard INT return	L, 20-21
9/23/79	Oakland	Gary Barbaro, 70-yard INT return	W, 35-7
10/5/80	@ Oakland	Gary Spani, 16-yard fumble return Whitney Paul, 32-yard fumble return	W, 31-17
10/12/80	Houston	Gary Spani, 47-yard INT return	W, 21-20
11/9/80	@ Seattle	Frank Manumaleuga, 22-yard INT return	W, 31-20
12/7/80	Denver	Thomas Howard, 3-yard fumble return	W, 31-14
9/6/81	@ Pittsburgh	Thomas Howard, 65-yard fumble return	W, 37-33
10/18/81	Denver	Whitney Paul, 47-yard fumble return	W, 28-14

10/25/81	@ Oakland	Gary Spani, 91-yard fumble return	W, 28-17
11/22/81	Seattle	Lloyd Burruss, 46-yard INT return	W, 40-13
12/19/82	@ Denver	Eric Harris, 56-yard INT return	W, 37-16
		Gary Barbaro, 43-yard INT return	
1/2/83	New York Jets	Gary Green, 42-yard INT return*	W, 37-13
		*(5 yards by Thomas Howard who lateralled to Green for 42 yards)	
10/2/83	St. Louis	Charles Jackson, 37-yard fumble recovery	W, 38-14
10/16/83	New York Giants	Durwood Roquemore, 42-yard INT return	W, 38-17
12/18/83	Denver	Lucious Smith, 58-yard INT return	W, 48-17
9/16/84	Los Angeles Raiders	Kevin Ross, 71-yard INT return	L, 20-22
12/9/84	Seattle	Scott Radecic, 19-yard INT return	W, 34-7
9/12/85	Los Angeles Raiders	Albert Lewis, fumble recovery in end zone	W, 36-20
11/10/85	Pittsburgh	Deron Cherry, 47-yard INT return	L, 28-36
9/21/86	Houston	Greg Hill, 26-yard INT return	W, 27-13
10/19/86	San Diego	Lloyd Burruss, 56-yard INT return	W, 42-41
		Lloyd Burruss, 47-yard INT return	
12/7/86	Denver	Lloyd Burruss, 72-yard INT return	W, 37-10
11/8/87	Pittsburgh	Bill Maas, 6-yard fumble return	L, 16-17
11/6/88	@ Denver	Safety, Dino Hackett tackled Tony Dorsett	L, 11-17
10/29/89	@ Pittsburgh	Bill Maas, 4-yard fumble return	L, 17-23
11/19/89	@ Cleveland	Neil Smith, 3-yard fumble return	T, 10-10
9/23/90	@ Green Bay	Stan Petry, 33-yard INT return	W, 17-3
10/14/90	Detroit	Safety, Bill Maas tackled Bob Gagliano	W, 43-24
11/11/90	Seattle	Dan Saleaumua fumble recovery in end zone	L, 17-16
10/31/91	Miami	Chris Martin, 100-yard fumble return	W, 42-7
11/10/91	@ Los Angeles Rams	Derrick Thomas, 23-yard fumble return	W, 27-20
11/24/91	@ Cleveland	Safety, Dan Saleaumua tackled Bernie Kozar	L, 15-20
9/6/92	@ San Diego	Kevin Ross, 99-yard INT return	W, 24-10
9/13/92	Seattle	Lonnie Marts, 36-yard INT return	W, 26-7
9/28/92	Los Angeles Raiders	Charles Mincy, 25-yard INT return	W, 27-7
11/22/92	@ Seattle	Neil Smith, 22-yard INT return	W, 24-14
12/13/92	New England	Charles Mincy, 30-yard fumble return	W, 27-20
12/27/92	Denver	Charles Mincy, 32-yard INT return*	W, 42-20
		*(0 yards by Bennie Thompson who lateralled to Mincy for 32 yards)	
		Dale Carter, 36-yard INT return	
		Derrick Thomas, fumble recovery in end zone	
11/8/93	Green Bay	Dan Saleaumua, 16-yard fumble return	W, 23-16
12/5/93	@ Seattle	Derrick Thomas, 86-yard fumble return	W, 31-16
9/11/94	San Francisco	Safety, Derrick Thomas tackled Steve Young	W, 24-17
12/24/94	@ Los Angeles Raiders	Mark Collins, 78-yard INT return	W, 19-9
		Safety, team (penalty in end zone)	
9/17/95	Oakland	James Hasty, 64-yard INT return	W, 23-17 OT
11/19/95	Houston	Mark Collins, 34-yard fumble return	W, 20-13
12/3/95	@ Oakland	Brian Washington, 74-yard INT return	W, 29-23
12/17/95	Denver	Vaughn Booker, 14-yard fumble return	W, 20-17
9/8/96	Oakland	James Hasty, 80-yard fumble return	W, 19-3
		Safety, Dan Saleaumua tackled Barrett Robbins	
9/8/97	@ Oakland	Darren Anderson, 55-yard INT return	W, 28-27
9/21/97	@ Carolina	Mark McMillian, 62-yard INT return	W, 35-14
11/30/97	San Francisco	Mark McMillian, 12-yard INT return	W, 44-9
		Safety, Joe Phillips tackled Terry Kirby	
12/14/97	@ San Diego	Mark McMillian, 87-yard INT return	W, 29-7
		Safety, Derrick Thomas sacked Todd Philcox	
9/6/98	Oakland	Safety, Derrick Thomas sacked Jeff George	W, 28-8
12/26/98	@ Oakland	Derrick Thomas, 44-yard fumble return	W, 31-24
9/12/99	@ Chicago	Donnie Edwards, 79-yard fumble return	L, 17-20
10/21/99	@ Baltimore	Reggie Tongue, 46-yard INT return	W, 35-8
		James Hasty, 56-yard INT return	
10/31/99	San Diego	Reggie Tongue, 7-yard fumble return	W, 34-0
11/28/99	@ Oakland	Cris Dishman, 47-yard INT return	W, 37-34
		Cris Dishman, 40-yard fumble return	
12/12/99	Minnesota	Eric Hicks, 44-yard fumble return	W, 31-28
12/18/99	Pittsburgh	Donnie Edwards, 28-yard INT return	W, 35-19
1/2/00	Oakland	James Hasty, 34-yard INT return	L, 38-41 OT
9/10/00	@ Tennessee	Donnie Edwards, 42-yard INT return	L, 14-17 OT
11/26/00	@ San Diego	Marcus Patton, 24-yard INT return	L, 16-17
9/9/01	Oakland	Eric Warfield, 51-yard INT return	L, 24-27

12/8/02	St. Louis	Duane Clemons, 42-yard fumble return	W, 49-10
9/14/03	Pittsburgh	Jerome Woods, 46-yard INT return	W, 41-20
9/21/03	@ Houston	Shaunard Harts, 39-yard INT return	W, 42-14
10/12/03	@ Green Bay	Jerome Woods, 79-yard INT return	W, 40-34 OT
9/19/04	Carolina	Eric Warfield, 43-yard INT return	L, 17-28
12/13/04	@ Tennessee	Kawika Mitchell, 39-yard fumble return	W, 49-38
10/16/05	Washington	Sammy Knight, 80-yard fumble return	W, 28-21
11/20/05	@ Houston	Eric Warfield, 57-yard INT return	W, 45-17
9/30/07	@ San Diego	Tyron Brackenridge, 50-yard fumble return	W, 30-16
10/26/08	@ New York Jets	Brandon Flowers, 91-yard INT return	L, 24-28
12/7/08	@ Denver	Maurice Leggett, 27-yard INT return	L, 17-24
10/18/09	@ Washington	Safety, Tamba Hali sacked Todd Collins	W, 14-6
1/3/10	@ Denver	Derrick Johnson, 45-yard INT return	W, 44-24
		Derrick Johnson, 60-yard INT return	
9/19/10	@ Cleveland	Brandon Flowers, 33-yard INT return	W, 16-14
10/24/10	Jacksonville	Derrick Johnson, 15-yard INT return	W, 42-20
12/26/10	Tennessee	Eric Berry, 54-yard INT return	W, 34-14
10/23/11	@ Oakland	Kendrick Lewis, 59-yard INT return	W, 28-0
		Brandon Flowers, 58-yard INT return	
9/23/12	@ New Orleans	Safety, Justin Houston sacked Drew Brees	W, 27-24 OT
9/8/13	@ Jacksonville	Tamba Hali, 10-yard INT return	W, 28-2
9/19/13	@ Philadelphia	Eric Berry, 38-yard INT return	W, 26-16
10/13/13	Oakland	Husain Abdullah, 44-yard INT return	W, 24-7
11/3/13	@ Buffalo	Tamba Hali, 11-yard fumble return	W, 23-13
		Sean Smith, 100-yard INT return	
12/15/13	@ Oakland	Eric Berry, 47-yard INT return	W, 56-31
9/29/14	New England	Husain Abdullah, 30-yard INT return	W, 41-14
9/17/15	Broncos	Marcus Peters, 55-yard INT return	L, 31-24
10/11/15	Chicago	Ramik Wilson, 0-yard opponent fumble return	L, 18-17
11/22/15	@ San Diego	Justin Houston, 17-yard INT return	W, 33-3
12/6/15	@ Oakland	Tyvon Branch, 38-yard INT return	W, 34-20
12/20/15	@ Baltimore	Tyvon Branch, 73-yard fumble return	W, 34-14
		Marcus Peters, 90-yard INT return	
1/3/16	Oakland	D.J. Alexander, safety	W, 23-17
9/25/16	New York Jets	Derrick Johnson, 55-yard INT return	W, 24-3
10/23/16	New Orleans	Daniel Sorensen, 48-yard INT return	W, 27-21
11/13/16	@ Carolina	Eric Berry, 42-yard INT return	W, 20-17
11/27/16	@ Denver	Safety, R.Okung recovered fumble, gave himself up in endzone	W, 30-27 OT
12/4/16	@ Atlanta	Eric Berry, 37-yard INT return	W, 29-27
10/2/17	Washington	Justin Houston, 13-yard fumble return	W, 29-20
10/30/17	Denver	Marcus Peters, 45-yard fumble return	W, 29-19
10/7/18	Jacksonville	Chris Jones, 20-yard INT return	W, 30-14
10/21/18	Cincinnati	Ron Parker, 33-yard INT return	W, 45-10
11/19/18	@ LA Rams	Allen Bailey, 2-yard fumble return	L, 54-51

Notes: The Chiefs are 117-30-2 (.792) in games when producing a defensive score (TD or safety).
The Chiefs are 108-27-1 (.800) in games with a def. TD and 14-3-1 (.806) in games with a def. safety.

ALL-TIME SPECIAL TEAMS SCORES

Date	Opponent	Special Teams Score	Result
12/11/60	Boston	Johnny Robinson, 62-yard punt return	W, 34-0
10/15/61	@ Buffalo	Abner Haynes, 88-yard kickoff return	L, 24-27
9/7/63	@ Denver	Dave Grayson, 99-yard kickoff return	W, 59-7
12/8/63	Denver	Duane Wood, 18-yard blocked punt return	W, 52-21
12/19/65	Denver	Willie Mitchell, 71-yard punt return	W, 45-35
9/11/66	@ Buffalo	Mike Garrett, 79-yard punt return	W, 42-20
11/20/66	Boston	Frank Pitts, 21-yard blocked punt return	T, 27-27
12/17/67	@ Denver	Noland Smith, 106-yard kickoff return	W, 38-24
9/15/68	New York Jets	Noland Smith, 80-yard punt return	L, 19-20
11/17/68	Boston	Goldie Sellers, 76-yard punt return	W, 31-17
9/28/69	@ Cincinnati	Goldie Sellers, 20-yard return on fumbled kickoff	L, 19-24
10/12/69	Houston	George Daney, 5-yard return on fumbled punt attempt	W, 24-0
11/27/69	Denver	Bobby Bell, 53-yard kickoff return	W, 31-17
12/17/78	@ Seattle	Safety, Ed Beckman forces Herman Weaver out of EZ	L, 19-23
9/16/79	@ Houston	J.T. Smith, 55-yard punt return	L, 6-20
9/23/79	Oakland	J.T. Smith, 88-yard punt return	W, 35-7
11/23/80	@ St. Louis	J.T. Smith, 75-yard punt return	W, 21-13
12/21/80	@ Baltimore	J.T. Smith, 53-yard punt return	W, 38-28
9/19/82	San Diego	Dave Klug, blocked punt recovery in end zone	W, 19-12

9/7/86	Cincinnati	Deron Cherry, blocked punt recovery in end zone	W, 24-14
10/19/86	San Diego	Kevin Ross, 21-yard return on fumbled kickoff	W, 42-41
12/21/86	@ Pittsburgh	Deron Cherry, blocked punt recovery in end zone	W, 24-19
		Boyce Green, 97-yard kickoff return	
		Lloyd Burruss, 78-yard blocked field goal return	
9/13/87	San Diego	Paul Palmer, 95-yard kickoff return	W, 20-13
*10/4/87	@ Los Angeles Raiders	Bob Harris, 23-yard blocked punt return	L, 17-35
*10/18/87	Denver	Jitter Fields, 85-yard punt return	L, 17-26
12/6/87	@ Cincinnati	Kevin Ross, 65-yard blocked field goal return	L, 27-30 OT
12/27/87	Seattle	Paul Palmer, 92-yard kickoff return	W, 41-20
11/13/88	Cincinnati	Safety, Albert Lewis, blocked punt out of end zone	W, 31-28
10/22/89	Dallas	Safety, Rob McGovern, blocked punt out of end zone	W, 36-28
11/26/89	Houston	Jayice Pearson, 1-yard blocked punt return	W, 34-0
9/30/90	Cleveland	Chris Martin, 19-yard blocked punt return	W, 34-0
		Kevin Ross, 13-yard blocked punt return	
9/6/92	@ San Diego	Dale Carter, 46-yard punt return	W, 24-10
11/22/92	@ Seattle	Dale Carter, 86-yard punt return	W, 24-14
12/19/92	@ New York Giants	Tracy Rogers, blocked punt recovery in end zone	L, 21-35
1/2/94	Seattle	Albert Lewis, blocked punt recovery in end zone	W, 34-24
12/12/94	@ Miami	Jon Vaughn, 91-yard kickoff return	L, 28-45
9/3/95	@ Seattle	Tamarick Vanover, 99-yard kickoff return	W, 34-10
10/9/95	San Diego	Tamarick Vanover, 86-yard punt return	W, 29-23 OT
12/24/95	Seattle	Tamarick Vanover, 89-yard kickoff return	W, 26-3
10/27/96	@ Denver	Tamarick Vanover 97-yard kickoff return	L, 7-34
9/14/97	Buffalo	Tamarick Vanover, 94-yard kickoff return	W, 22-16
11/23/97	@ Seattle	Safety, Team blocked punt out of end zone	W, 19-14
12/21/97	New Orleans	Tamarick Vanover, 82-yard punt return	W, 25-13
12/5/99	@ Denver	Tamarick Vanover, 80-yard punt return	W, 16-10
1/2/00	Oakland	Tamarick Vanover, 84-yard punt return	L, 38-41 OT
10/22/00	St. Louis	Michael Cloud, 6-yard blocked punt return	W, 54-34
10/14/01	Pittsburgh	Safety, Mikhael Ricks blocked punt out of end zone	L, 17-20
12/1/02	Arizona	Dante Hall, 90-yard punt return	W, 49-0
12/8/02	St. Louis	Dante Hall, 88-yard kickoff return	W, 49-10
		Dante Hall, 86-yard punt return	
9/14/03	Pittsburgh	Dante Hall, 100-yard kickoff return	W, 41-20
9/21/03	@ Houston	Dante Hall, 73-yard punt return	W, 42-14
9/28/03	@ Baltimore	Dante Hall, 97-yard kickoff return	W, 17-10
10/5/03	Denver	Dante Hall, 93-yard punt return	W, 24-23
11/28/04	San Diego	Dante Hall, 96-yard kickoff return	L, 31-34
12/19/04	Denver	Dante Hall, 97-yard kickoff return	W, 45-17
10/2/05	Philadelphia	Dante Hall, 96-yard kickoff return	L, 31-37
10/1/06	San Francisco	Dante Hall, 60-yard punt return	W, 41-0
12/31/06	Jacksonville	Bernard Pollard, blocked punt recovery in end zone	W, 35-30
11/11/07	Denver	Safety, Bernard Pollard, blocked punt out of end zone	L, 11-27
11/30/08	@ Oakland	Maurice Leggett, 67-yard fumble return on fake field goal	W, 20-13
9/13/09	@ Baltimore	Jon McGraw, blocked punt recovery in end zone	L, 24-38
11/22/09	Pittsburgh	Jamaal Charles, 97-yard kickoff return	W, 27-24 OT
12/20/09	Cleveland	Andy Studebaker, fumbled punt snap recovery in end zone	L, 34-41
9/13/10	San Diego	Dexter McCluster, 84-yard punt return	W, 21-14
10/14/12	@ Tampa Bay	Edgar Jones, 11-yard fumble return after blocked punt	L, 10-38
9/29/13	N.Y. Giants	Dexter McCluster, 94-yard punt return	W, 21-14
10/6/13	@ Tennessee	Marcus Cooper, fumble recovery in end zone after punt	W, 45-10
12/1/13	Denver	Knile Davis, 108-yard kickoff return	L, 28-35
12/8/13	@ Washington	Dexter McCluster, 74-yard punt return	W, 45-10
		Quintin Demps, 95-yard kickoff return	
10/26/14	St. Louis	Knile Davis, 99-yard kickoff return	W, 34-7
12/14/14	Oakland	De'Anthony Thomas, 81-yard punt return	W 31-13
1/9/16	@ Houston	Knile Davis, 106-yard kick return	W, 30-0
9/25/16	New York Jets	Demetrius Harris, 27-yard fumble recovery	W, 24-3
11/27/16	Denver	Tyreek Hill, 86-yard kickoff return	W, 30-27 OT
12/8/16	Oakland	Tyreek Hill, 78-yard punt return	W, 21-13
1/1/17	@ San Diego	Tyreek Hill, 95-yard punt return	W, 37-27
10/8/17	@ Houston	Tyreek Hill, 82-yard punt return	W, 42-34
9/9/18	@ LA Chargers	Tyreek Hill, 91-yard punt return	W, 38-28

*Replacement Game

Notes: The Chiefs are 57-20-1 (.737) in games when producing a special teams score (TD or safety), 54-17-1 (.757) with a special teams touchdown and 3-3-0 (.500) with a special teams safety.

ALL-TIME SHUTOUTS

Date	Opponent	Score
9/25/60	Los Angeles Chargers	17-0
12/4/60	Houston	24-0
12/11/60	Boston	34-0
12/22/63	New York Jets	48-0
9/24/67	@ Miami	24-0
10/8/67	Miami	41-0
9/21/69	@ Boston	31-0
10/12/69	Houston	24-0
12/6/70	Denver	16-0
11/4/73	@ San Diego	19-0
11/26/78	San Diego	23-0
9/2/79	Baltimore	14-0
10/11/81	Oakland	27-0
11/26/89	Houston	34-0
9/30/90	Cleveland	34-0
12/7/97	Oakland	30-0
10/31/99	San Diego	34-0
12/1/02	Arizona	49-0
10/1/06	San Francisco	41-0
10/23/11	@ Oakland	28-0

ALL-TIME OPPONENT SHUTOUTS

Date	Opponent	Score
12/1/63	@ New York Jets	0-17
11/17/76	Pittsburgh	0-45
12/16/79	@ Tampa Bay	0-3
9/23/84	@ Denver	0-21
11/4/84	@ Seattle	0-45
9/22/85	@ Miami	0-31
10/20/85	@ Los Angeles Rams	0-16
*10/11/87	@ Miami	0-42
9/12/93	@ Houston	0-30
9/25/94	Los Angeles Rams	0-16
12/28/02	@ Oakland	0-24
10/5/08	@ Carolina	0-34
12/12/10	@ San Diego	0-31
12/16/12	@ Oakland	0-15

Notes: The Chiefs have produced 20 all-time shutouts, including 16 at home and nine at Arrowhead Stadium. Kansas City has been shutout at home only twice.

* Replacement Game

ALL-TIME TWO-POINT CONVERSIONS

Date	Opponent	Two-Point Play	Result
11/24/60	@ New York Titans	Curley Johnson pass from Hunter Enis	L, 35-41
9/24/61	@ Oakland	Jack Spikes run	W, 42-35
10/1/61	Houston	Bo Dickinson pass from Randy Duncan	W, 26-21
11/26/61	Oakland	Bo Dickinson pass from Randy Duncan	W, 43-11
9/22/63	@ Buffalo	Chris Burford pass from Len Dawson	T, 27-27
12/13/64	@ San Diego	Curtis McClinton pass from Len Dawson	W, 49-6
10/24/65	@ Houston	Jerrel Wilson pass from Len Dawson	L, 36-38
		Pete Beathard run	
12/12/65	@ Buffalo	Reg Carolan pass from Len Dawson	L, 25-34
9/18/66	@ Oakland	Fred Arbanas pass from Len Dawson	W, 32-10
11/13/66	Miami	Jerrel Wilson pass from Len Dawson	W, 34-16
9/9/67	@ Houston	Reg Carolan pass from Len Dawson	W, 25-20
11/5/67	New York Jets	Curtis McClinton pass from Len Dawson	W, 42-18
9/11/94	San Francisco	J.J. Birden pass from Joe Montana	W, 24-17
10/23/94	Seattle	Marcus Allen run	W, 38-23
12/4/94	Denver	Willie Davis pass from Steve Bono	L, 17-20 OT
10/26/97	@ St. Louis	Tamarick Vanover pass from Elvis Grbac	W, 28-20
		Tony Gonzalez pass from Elvis Grbac	
10/14/01	Pittsburgh	Tony Gonzalez pass from Trent Green	L, 17-20
10/25/01	Indianapolis	Trent Green run	L, 28-35
1/6/02	@ Seattle	Eddie Kennison pass from Trent Green	L, 18-21
11/24/02	@ Seattle	Trent Green run	L, 32-39
11/28/04	San Diego	Eddie Kennison pass from Trent Green	L, 31-34
10/16/05	Washington	Marc Boerigter pass from Trent Green	W, 28-21
10/29/06	Seattle	Tony Gonzalez pass from Damon Huard	W, 35-28
11/4/07	Green Bay	Priest Holmes run	L, 22-33
9/14/08	Oakland	Mike Cox pass from Tyler Thigpen	L, 8-23
11/8/09	@ Jacksonville	Jamaal Charles pass from Matt Cassel	L, 21-24
9/28/15	@ Green Bay	Travis Kelce pass from Alex Smith	L, 38-28
11/13/16	@ Carolina	Travis Kelce pass from Alex Smith	W, 20-17
11/27/16	@ Denver	Demetrius Harris from Alex Smith	W, 30-27

YEAR-BY-YEAR TWO POINT CONVERSIONS-ATTEMPTS

1960 1-2	1995 0-3	2006 1-1
1961 3-4	1996 0-1	2007 1-3
1962 0-1	1997 2-6	2008 1-4
1963 1-2	1998 0-1	2009 1-2
1964 1-3	1999 0-2	2010 0-2
1965 3-3	2000 0-4	2011 0-0
1966 2-3	2001 3-6	2012 0-1
1967 2-3	2002 1-3	2013 0-0
1968 0-0	2003 0-3	2014 0-1
1969 0-2	2004 1-2	2015 1-2
1994 3-4	2005 1-1	2016 0-2
		2017 0-2
		TOTAL 31-73 (.424)

TRIPLE THREAT CHIEFS

(11 players in Chiefs history have scored a touchdown at least three different ways)

Player	5 Different Touchdown Plays	Total TDs
Johnny Robinson	9 receiving, 6 rushing, 1 FR, 1 PR, 1 INT	18
	4 Different Touchdown Plays	
Abner Haynes	39 rushing, 17 receiving, 1, KOR, 1 fumble recovery	58
Kevin Ross	2 INTs, 2 blocked FG returns, 1 FR, 1 blocked punt	7
Tyreek Hill	3 rushing, 24 receiving, 4 PR, 1 KR	32
	3 Different Touchdown Plays	
Jamaal Charles	17 rushing, 7 receiving, 1 KOR	25
Dante Hall	9 receiving, 5 PRs, 6 KORs	20
Tamarick Vanover	4 PRs, 4 KORs, 3 receiving	11
Bobby Bell	6 INTs, 2 FRs, 1 KOR	9
Paul Palmer	4 receiving, 2 rushing, 2 KORs	8
Dale Carter	2 PRs, 1 INT, 1 receiving	4
Dexter McCluster	3 receiving, 1 rushing, 1 PR	5

(Six players in Chiefs history have a rushing and a receiving TD and have also thrown a TD pass)

Player	Rushing	Receiving	Passing	Total TDs Responsible For
Marcus Allen	44	21	2	67
Larry Johnson	55	6	1	62
Curtis McClinton	18	14	1	33
Mike Garrett	24	7	1	32
Tyler Thigpen	3	1	18	22
Bert Coan	15	4	1	20

Key: FR - Fumble return; INT - Interception return; KOR - Kickoff return; PR - Punt return

ALL-TIME OFFENSIVE RETURN SCORES

Date	Opponent	Offensive Score	Result
11/15/64	San Diego	Abner Haynes, fumble recovery in end zone*	L, 14-28
10/29/72	@ San Diego	Robert West, fumble recovery in end zone	W, 26-14
10/12/75	Oakland	Mike Livingston, 1-yard fumble return	W, 42-10
11/18/79	@ Oakland	Tony Samuels, fumble recovery in end zone	W, 24-21
9/7/86	Cincinnati	Walt Arnold, fumble recovery in end zone	W, 24-14
11/9/97	@ Jacksonville	Danan Hughes, 7-yard fumble return**	L, 10-24

*Kansas City Len Dawson's pass was intercepted by San Diego CB Dick Westmoreland. Westmoreland subsequently fumbled and Haynes recovered the ball in the end zone for a TD.

**Kansas City QB Rich Gannon's pass was intercepted by Jacksonville S Chris Hudson. WR Andre Rison subsequently stripped the ball from Hudson and Hughes returned the ball for a seven-yard TD.

ALL-TIME OPPONENT OFFENSIVE RETURN SCORES

Date	Opponent	Offensive Score	Result
9/21/75	@ Denver	Jack Dolbin, 2-yard fumble return	L, 33-37
10/9/83	L.A. Raiders	Marcus Allen, fumble recovery in end zone	L, 20-21

YEAR-BY-YEAR LEADERS

RUSHING

Year	Player	No.	Yds.	Avg.	LG	TD	Year	Player	No.	Yds.	Avg.	LG	TD
1960*	Abner Haynes	156	875	5.6	67	9	1989*	Christian Okoye	370	1480	4	59	12
1961	Abner Haynes	179	841	4.7	59	9	1990	Barry Word	204	1015	5	53	4
1962	Abner Haynes	221	1049	4.8	71	13	1991	Christian Okoye	225	1031	4.6	48	9
1963	Curtis McClinton	142	568	4	36	3	1992	Barry Word	163	607	3.7	44	4
1964	Abner Haynes	137	713	5.2	80	4	1993	Marcus Allen	206	764	3.7	39	12
1965	Curtis McClinton	175	661	3.8	48	6	1994	Marcus Allen	189	709	3.8	36	7
1966	Mike Garrett	147	801	5.4	77	6	1995	Marcus Allen	207	890	4.3	38	5
1967	Mike Garrett	236	1087	4.6	58	9	1996	Marcus Allen	206	830	4	35	9
1968	Robert Holmes	174	866	5	76	7	1997	Greg Hill	157	550	3.5	38	0
1969	Mike Garrett	168	732	4.4	34	6	1998	Donnell Bennett	148	527	3.6	26	5
1970	Ed Podolak	168	749	4.5	65	3	1999	Donnell Bennett	161	627	3.9	44	8
1971	Ed Podolak	184	708	3.8	25	9	2000	Tony Richardson	147	697	4.7	33	3
1972	Ed Podolak	171	615	3.6	28	4	2001*	Priest Holmes	327	1555	4.8	41	8
1973	Ed Podolak	210	721	3.4	25	3	2002	Priest Holmes	313	1615	5.2	56	21
1974	Woody Green	135	509	3.8	43	3	2003	Priest Holmes	320	1420	4.4	31	27
1975	Woody Green	167	611	3.7	42	5	2004	Priest Holmes	196	892	4.6	33	14
1976	MacArthur Lane	162	542	3.3	20	5	2005	Larry Johnson	336	1750	5.2	49	20
1977	Ed Podolak	133	550	4.1	41	5	2006	Larry Johnson	416	1789	4.3	47	17
1978	Tony Reed	206	1053	5.1	62	6	2007	Larry Johnson	158	559	3.5	54	3
1979	Ted McKnight	153	755	4.9	84	8	2008	Larry Johnson	193	874	4.5	65	5
1980	Ted McKnight	206	693	3.4	25	3	2009	Jamaal Charles	190	1120	5.9	76	7
1981	Joe Delaney	234	1121	4.8	82	3	2010	Jamaal Charles	230	1467	6.4	80	5
1982	Joe Delaney	95	380	4	36	0	2011	Jackie Battle	149	597	4	34	2
1983	Billy Jackson	152	499	3.3	19	2	2012	Jamaal Charles	285	1509	5.3	91	5
1984	Herman Heard	165	684	4.1	69	4	2013	Jamaal Charles	259	1287	5	46	12
1985	Herman Heard	164	595	3.6	33	4	2014	Jamaal Charles	206	1033	6	63t	9
1986	Mike Pruitt	139	448	3.2	16	2	2015	Charcandrick West	185	721	3.9	38t	5
1987	Christian Okoye	157	660	4.2	43	3	2016	Spencer Ware	214	921	4.3	46	3
1988	Christian Okoye	105	473	4.5	48	3	2017	Kareem Hunt	272	1327	4.9	69t	8
							2018	Kareem Hunt	181	824	4.6	45	7

PASSING

Year	Player	Att.-Comp.	Yds.	Pct.	TD	Int	Rate	Year	Player	Att.-Comp.	Yds.	Pct.	TD	Int	Rate	
1960	Cotton Davidson	379-179	2474	.472	15	16	64.5	1990	Steve DeBerg444-258	3444	.581	23	4		96.3	
1961	Cotton Davidson	330-151	2445	.458	17	23	59.3	1991	Steve DeBerg434-256	2965	.590	17	14		79.3	
1962*	Len Dawson	310-189	2759	.610	29	17	98.4	1992	Dave Krieg	413-230	3115	.557	15	12		79.9
1963	Len Dawson	352-190	1389	.540	26	19	77.6	1993	Joe Montana ...	298-181	2144	.607	13	7		87.4
1964*	Len Dawson	354-199	2879	.562	30	18	89.9	1994	Joe Montana ...	493-299	3283	.606	16	9		83.6
1965	Len Dawson	305-163	2262	.534	21	14	81.3	1995	Steve Bono	520-293	3121	.563	21	10		79.5
1966*	Len Dawson	284-159	2527	.560	26	10	101.9	1996	Steve Bono	438-235	2572	.537	12	13		68.0
1967	Len Dawson	357-206	2651	.577	24	17	83.5	1997	Elvis Grbac	314-179	1943	.570	11	6		79.1
1968*	Len Dawson	224-131	2109	.585	17	9	98.8	1998	Rich Gannon ...	352-206	2305	.582	10	6		80.1
1969	Len Dawson	166-98	1323	.590	9	13	70.0	1999	Elvis Grbac	499-294	3389	.589	22	15		81.7
1970	Len Dawson	262-141	1876	.538	13	14	71.3	2000	Elvis Grbac	547-342	4169	.596	28	14		89.9
1971	Len Dawson	301-167	2504	.552	15	13	81.8	2001	Trent Green	523-296	3783	.566	17	24		71.1
1972	Len Dawson	305-175	1835	.574	13	12	73.1	2002	Trent Green	470-287	3690	.611	26	13		92.6
1973	Mike Livingston	145-75	916	.517	6	7	65.2	2003	Trent Green	523-330	4039	.631	24	12		92.6
1974	Len Dawson	235-138	1573	.587	7	13	66.0	2004	Trent Green	556-369	4591	.664	27	17		95.2
1975	Len Dawson	140-93	1095	.664	5	4	89.9	2005	Trent Green	507-317	4014	.625	17	10		90.1
1976	Mike Livingston	338-189	2682	.559	12	13	77.9	2006	Damon Huard244-148	1878	.607	11	1		98.0	
1977	Mike Livingston	282-143	1823	.507	15	9	59.8	2007	Damon Huard332-206	2257	.620	11	13		76.8	
1978	Mike Livingston	290-159	1573	.548	5	13	57.3	2008	Tyler Thigpen420-230	2608	.548	18	12		76.0	
1979	Steve Fuller	270-146	1484	.541	6	14	55.8	2009	Matt Cassel	493-271	2924	.550	16	16		69.9
1980	Steve Fuller	320-193	2250	.603	10	12	76.1	2010	Matt Cassel	450-262	3116	.582	27	7		93.0
1981	Bill Kenney	274-147	1983	.536	9	16	63.8	2011	Matt Cassel	269-160	1713	.595	10	9		76.6
1982	Bill Kenney	169-95	1192	.562	7	6	77.0	2012	Matt Cassel	277-161	1796	.581	6	12		66.7
1983	Bill Kenney	603-346	4348	.574	24	18	80.8	2013	Alex Smith	508-308	3313	.606	23	7		89.1
1984	Bill Kenney	282-151	2098	.535	15	10	80.7	2014	Alex Smith	464-303	3265	.653	18	6		93.4
1985	Bill Kenney	338-181	2536	.536	17	9	83.6	2015	Alex Smith	542-353	3922	.653	20	7		95.4
1986	Bill Kenney	308-161	1922	.523	13	11	70.8	2016	Alex Smith	489-328	3502	.671	15	8		91.2
1987	Bill Kenney	273-154	2107	.564	15	9	85.8	2017	Alex Smith	505-341	4042	.675	26	3		104.7
1988	Steve DeBerg	414-224	2935	.541	16	16	73.5	2018 Patrick Mahomes264-391								
1989	Steve DeBerg	324-196	2529	.605	11	16	75.8	3628 .675 37 10 117.4								

..

PASS RECEIVING

Year	Player	No.	Yds.	Avg.	LG	TD	Year	Player	No.	Yds.	Avg.	LG	TD
1960	Abner Haynes	55	576	10.5	34	3	1990	Stephone Paige	65	1021	15.7	86	5
1961	Chris Burford	51	850	16.7	54	5	1991	Robb Thomas	43	495	11.5	39	1
1962	Chris Burford	45	645	14.4	49	12	1992	Todd McNair	44	380	8.6	36	1
1963	Chris Burford	68	824	12.1	69	9	1993	Willie Davis	52	909	17.5	66	7
1964	Frank Jackson	62	943	15.2	72	9	1994	Kimble Anders	67	525	7.8	30	1
1965	Chris Burford	47	575	12.2	57	6	1995	Kimble Anders	55	349	6.3	28	1
1966	Otis Taylor	58	1297	22.4	89	8	1996	Kimble Anders	60	529	8.8	45	2
1967	Otis Taylor	59	958	16.2	71	11	1997	Andre Rison	72	1092	15.2	45	7
1968	Mike Garrett	33	359	10.9	43	3	1998	Kimble Anders	64	462	7.2	29	2
1969	Mike Garrett	43	432	10.0	41	2	1999	Tony Gonzalez	76	849	11.2	73	11
1970	Otis Taylor	34	618	18.2	59	3	2000	Tony Gonzalez	93	1203	12.9	39	9
1971	Otis Taylor	57	1110	19.5	82	7	2001	Tony Gonzalez	73	917	12.6	36	6
1972	Otis Taylor	57	821	14.4	44	6	2002	Priest Holmes	70	672	9.6	64	3
1973	Ed Podolak	55	445	8.1	25	0	2003	Priest Holmes	74	690	9.3	36	0
1974	Ed Podolak	43	306	7.1	26	1	2004*	Tony Gonzalez	102	1258	12.3	32	7
1975	Ed Podolak	37	332	9.0	21	2	2005	Tony Gonzalez	78	905	11.6	39	2
1976*	MacArthur Lane	66	686	10.4	44	1	2006	Tony Gonzalez	73	900	12.3	57	5
1977	Walter White	48	674	14.0	48	5	2007	Tony Gonzalez	99	1172	11.8	31	5
1978	Tony Reed	48	483	10.1	44	1	2008	Tony Gonzalez	96	1058	11.0	35	10
1979	Ted McKnight	38	226	6.0	24	0	2009	Dwayne Bowe	47	589	12.5	41	4
1980	Henry Marshall	47	799	17.0	75	6	2010	Dwayne Bowe	72	1162	16.1	75	15
1981	J.T. Smith	63	852	13.5	42	2	2011	Dwayne Bowe	81	1159	14.3	52	5
1982	Henry Marshall	40	549	13.7	44	3	2012	Dwayne Bowe	59	801	13.6	47	3
1983	Carlos Carson	80	1351	16.9	50	7	2013	Jamaal Charles	70	693	9.9	71t	7
1984	Henry Marshall	62	912	14.7	37	4	2014	Travis Kelce	67	862	12.9	34	5
1985	Carlos Carson	47	843	17.9	34	4	2015	Jeremy Maclin	92	1140	12.4	61	8
1986	Stephone Paige	52	829	15.9	51	11	2016	Travis Kelce	85	1125	13.2	80t	4
1987	Carlos Carson	55	1044	19.0	81	7	2017	Tyreek Hill	75	1183	15.3	79t	7
1988	Stephone Paige	61	902	14.8	49	7	2018	Tyreek Hill	65	1106	17.0	75t	11
1989	Stephone Paige	44	759	17.3	50	2							

INTERCEPTIONS

Year	Player	No.	Yds.	Avg.	TD
1960	David Webster	6	156	26.0	2
1961	David Webster	5	50	10.0	0
1962	Bobby Hunt	8	101	12.7	0
1963	Bobby Hunt	6	228	38.0	0
1964	Bobby Hunt	7	133	19.0	1
1965	Fred Williamson	7	89	12.7	0
1966*	Johnny Robinson	10	136	13.6	1
	Bobby Hunt	10	113	11.3	0
1967	Fletcher Smith	6	150	25.0	0
1968	Johnny Robinson	6	40	6.7	0
1969*	Emmitt Thomas	9	147	18.4	1
1970*	Johnny Robinson	10	155	15.5	0
1971	Emmitt Thomas	8	145	18.1	1
1972*	Mike Sensibaugh	8	65	8.1	0
1973	Emmitt Thomas	3	65	21.6	0
	Mike Sensibaugh	3	58	19.3	0
	Willie Lanier	3	47	16.6	1
	Jim Kearney	3	30	10.0	0
1974*	Emmitt Thomas	12	214	18.8	2
1975	Emmitt Thomas	6	119	19.8	0
1976	Kerry Reardon	5	26	5.2	0
1977	Gary Barbaro	8	165	20.6	1
1978	Tim Gray	6	118	19.7	0
1979	Gary Barbaro	7	142	20.3	1
1980	Gary Barbaro	10	163	16.3	0
1981	Eric Harris	7	109	15.6	0
1982	Eric Harris	3	66	22.0	1
	Gary Barbaro	3	48	16.0	1
1983	Deron Cherry	7	100	14.3	0
1984	Deron Cherry	7	140	20.0	0
1985	Albert Lewis	8	59	7.4	0
1986*	Deron Cherry	9	150	16.7	0
1987	Deron Cherry	3	58	19.3	0
1988	Deron Cherry	7	51	7.3	0

Year	Player	No.	Yds.	Avg.	TD
1989	Albert Lewis	37	9.3	0	
	Kevin Ross	4	29	7.3	0
1990	Kevin Ross	97	19.4	0	
	5			
1991	Deron Cherry	4	31	7.8	0
1992	Dale Carter	65	9.3	1	
	7			
1993	Albert Lewis	61	10.2	0	
	6			
1994	Charles Mincy	49	16.3	0	
	3			
1995	Dale Carter	45	11.3	0	
	4			
1996	Mark Collins	45	7.5	0	
	6			
1997*	Mark McMillian	274	34.3	3	
	8			
1998	James Hasty	42	10.5	0	
	4			
1999	James Hasty	98	14.0	2	
	7			
2000	James Hasty	53	13.3	0	
	4			
2001	Eric Warfield	61	15.3	1	
	4			
2002	Greg Wesley	170	28.3	0	
	6			
2003	Greg Wesley	63	10.5	0	
	Dexter McCleon	-3	-0.5	0	
	6			
2004	Greg Wesley	92	23.0	0	
	Eric Warfield	49	12.3	1	
	4			
2005	Greg Wesley	106	17.7	0	
	6			
2006	Ty Law	11	2.8	0	
2007	Jarrad Page	37	12.3	0	
	3			
2008	Jarrad Page	2	0.5	0	
	4			
2009	Brandon Flowers ...	38	7.6	0	
	5			
2010	Eric Berry	102	25.5	1	
	4			
2011	Brandon Flowers ...	95	23.8	1	
	Brandon Carr	17	4.3	0	
	4			
2012	Brandon Flowers ...	28	9.3	0	
	3			
2013	Quintin Demps	61	15.3	0	
	4			
2014	Kurt Coleman	12	4.0	0	
	3			
2015	Marcus Peters	280	31.1	2	
	9			
2016	Marcus Peters	63	10.5	0	
	6			
2017	Marcus Peters	137	27.4	0	
	5			
2018	Ron Parker	33	16.5	1	
	2			
2018	Steven Nelson	53	17.7	0	
	3			

SACKS

Year Player	Sacks/Yds	Year Player	Sacks/Yds	Year Player	Sacks/Yds
1974 Marvin Upshaw	9.5/49.0	1991 Derrick Thomas	13.5/112.0	2004 Jared Allen	9.0/47.0
1975 Wilbur Young	9.5/73.0	1992 Neil Smith	14.5/114.5	2005 Jared Allen	11.0/65.0
1976 Lawrence Estes	5.0/52.0	Derrick Thomas	14.5/113.0	2006 Tamba Hali	8.0/48.0
1977 Wilbur Young	5.5/51.5	1993* Neil Smith	15.0/127.0	2007* Jared Allen	15.5/111.0
1978 Art Still	8.5/59.0	1994 Neil Smith	11.5/89.0	2008 Tamba Hali	3.0/23.0
1979 Art Still	8.5/63.5	1995 Neil Smith	12.0/82.0	2009 Tamba Hali	8.5/45.5
1980 Art Still	4.5/115.0	1996 Derrick Thomas	13.0/109.0	2010 Tamba Hali	14.5/91.5
1981 Ken Kremer	8.0/57.5	1997 Dan Williams	10.5/57.5	2011 Tamba Hali	12.0/80.0
1982 Art Still	4.0/34.0	1998 Derrick Thomas	12.0/79.0	2012 Justin Houston	10.0/69.0
1983 Mike Bell	10.0/62.0	1999 Derrick Thomas	7.0/65.0	2013 Justin Houston	11.0/75.0
1984 Art Still	14.5/86.0	2000 Eric Hicks	14.0/73.0	2013 Tamba Hali	11.0/78.5
1985 Bill Maas	7.0/51.0	2001 Duane Clemons	7.0/68.5	2014 Justin Houston	22.0/60.0
1986 Art Still	10.5/77.0	2002 Eric Hicks	9.0/69.5	2015 Justin Houston	7.5/54
1987 Mike Bell	6.5/44.0	2003 Vonnie Holliday	5.5/50.0	2016 Dee Ford	10.0/53.0
1988 Bill Maas	4.0/34.0			2017 Justin Houston	9.5/54.0
1989 Derrick Thomas	10.0/95.5			2018 Dee Ford	9.0/51.0
1990 *Derrick Thomas	20.0/150.0			Chris Jones	9.0/80.0

Note: Sacks became recognized as an official NFL statistic in 1982. The Chiefs began recording sacks in 1974.

TACKLES

Year Player	Tackles	Year Player	Tackles	Year Player	Tackles
1977 Willie Lanier	132 (88 solo)	1991 Deron Cherry	116 (59 solo)	2005 Kawika Mitchell	135 (100 solo)
1978 Gary Spani	144 (102 solo)	1992 Tracy Simien	97 (56 solo)	2006 Kawika Mitchell	118 (88 solo)
1979 Gary Spani	157 (115 solo)	1993 Tracy Simien	105 (68 solo)	2007 Napoleon Harris	123 (97 solo)
1980 Gary Spani	149 (96 solo)	1994 Tracy Simien	99 (65 solo)	2008 Bernard Pollard	98 (78 solo)
1981 Gary Spani	153 (104 solo)	1995 Tracy Simien	106 (75 solo)	2009 Demorrio Williams	142 (90 solo)
1982 Art Still	68 (44 solo)	1996 Mark Collins	119 (94 solo)	2010 Derrick Johnson	147 (107 solo)
1983 Jerry Blanton	136 (83 solo)	1997 Reggie Tongue	142 (91 solo)	2011 Derrick Johnson	179 (131 solo)
1984 Art Still	131 (107 solo)	1998 Donnie Edwards	151 (97 solo)	2012 Derrick Johnson	125 (110 solo)
1985 Deron Cherry	134 (85 solo)	1999 Donnie Edwards	143 (105 solo)	2013 Derrick Johnson	107 (95 solo)
1986 Dino Hackett	140 (78 solo)	2000 Donnie Edwards	151 (119 solo)	2014 Josh Mauga	103 (82 solo)
1987 Dino Hackett	103 (74 solo)	2001 Donnie Edwards	147 (112 solo)	2015 Derrick Johnson	126 (100 solo)
1988 Deron Cherry	151 (90 solo)	2002 Mike Maslowski	162 (109 solo)	2016 Derrick Johnson	90 (70 solo)
1989 Deron Cherry	87 (45 solo)	2003 Scott Fujita	151 (110 solo)	2017 Daniel Sorensen	88 (66 solo)
1990 Dino Hackett	95 (53 solo)	2004 Scott Fujita	112 (71 solo)	2018 Anthony Hitchens	86 (55 solo)

Note: The Chiefs began recording tackle totals in 1977.

SPECIAL TEAMS TACKLES

Year Player	Tackles	Year Player	Tackles	Year Player	Tackles
1982 Al Steinfeld	18 (13 solo)	1994 Greg Manusky	23 (22 solo)	2007 Nate Harris	20 (10 solo)
1983 Albert Lewis	27 (23 solo)	Monty Grow	23 (21 solo)	2008 Jon McGraw	23 (19 solo)
1984 Ken Jolly	28 (19 solo)	1995 Greg Manusky	23 (18 solo)	2009 Jovan Belcher	17 (16 solo)
1985 Walt Arnold	20 (12 solo)	Tracy Rogers	23 (15 solo)	2010 Terrance Copper	19 (14 solo)
1986 Sherman Cocroft	22 (21 solo)	1996 Greg Manusky	26 (20 solo)	2011 Cory Greenwood	15 (10 solo)
1987 Tim Cofield	19 (10 solo)	1997 Greg Manusky	25 (20 solo)	2012 Edgar Jones	7 (7 solo)
1988 Angelo Snipes	26 (17 solo)	1998 Greg Manusky	23 (14 solo)	2013 Anthony Sherman	11 (10 solo)
1989 Rob McGovern	24 (18 solo)	1999 Greg Manusky	27 (19 solo)	2014 Anthony Sherman	13 (13 solo)
1990 Todd McNair	27 (22 solo)	2000 Mike Maslowski	25 (20 solo)	2015 Frank Zombo	9 (8 solo)
1991 Tim Barnett	15 (12 solo)	2001 Gary Stills	18 (14 solo)	2016 D.J. Alexander	12 (9 solo)
1992 Bennie Thompson	27 (20 solo)	2002 Gary Stills	34 (25 solo)	2017 Eric Murray	6 (5 solo)
1993 Fred Jones	14 (14 solo)	2003 Gary Stills	29 (24 solo)	Kevin Pierre-Louis	6 (6 solo)
Todd McNair	14 (11 solo)	2004 Gary Stills	25 (19 solo)	Frank Zombo	6 (6 solo)
Bennie Thompson	14 (11 solo)	2005 Rich Scanlon	29 (20 solo)	2018 Charvarius Ward	11 (8 solo)
		2006 Kris Griffin	22 (14 solo)		

Note: The Chiefs began recording special teams tackle totals in 1982.

PUNTING

Year	Player	No.	Yds.	Avg.	In LG 20
1960	Cotton	2287	39.4	—	—
	Davidson	58			
1961	Cotton	2479	40.6	—	62
	Davidson	61			
1962	Eddie ..	1691	36.0	—	52
	Wilson47				
1963	Jerrel ..	2628	43.1	—	72
	Wilson61				
1964	Jerrel ..	3326	42.6	—	70
	Wilson78				
1965*	Jerrel ..	3132	45.4	—	64
	Wilson69				
1966	Jerrel ..	2715	43.8	—	69
	Wilson62				
1967	Jerrel ..	1739	42.4	—	59
	Wilson41				
1968*	Jerrel ..	2841	45.1	—	70
	Wilson63				
1969	Jerrel ..	3022	44.4	—	62
	Wilson68				
1970	Jerrel ..	3415	44.9	—	68
	Wilson76				
1971	Jerrel ..	2864	44.8	—	68
	Wilson64				
1972*	Jerrel ..	2960	44.8	—	69
	Wilson66				
1973*	Jerrel ..	3642	45.5	—	68
	Wilson80				
1974	Jerrel ..	3462	41.7	—	64
	Wilson83				
1975	Jerrel ..	2233	41.4	—	64
	Wilson54				
1976	Jerrel ..	2729	42.0	15	62
	Wilson65				
1977	Jerrel ..	3510	39.4	11	59
	Wilson88				
1978	Zenon	3247	41.1	18	61
	Andrusyshyn				
	79			
1979*	Bob ..	3883	43.6	23	74
	Grupp89				
1980	Bob ..	3317	39.5	23	57
	Grupp84				
1981	Bob ..	1556	38.0	5	57
	Grupp41				
1982	Jeff ..	1366	41.4	6	56
	Gossett33				
1983	Jim Arnold ...	93	3710	39.9	21 64
1984	Jim Arnold ...	98	4397	44.9	22 63
1985	Jim Arnold ...	93	3827	41.2	15 62
1986	Lewis Colbert	4033	40.7	23	56
	99			
1987	Kelly Goodburn	2412	40.9	13	55
	59			
1988	Kelly Goodburn	3059	40.3	10	59
	76			
1989	Kelly Goodburn	2688	40.1	25	54
	67			
1990	Bryan Barker	2479	38.7	16	56
	64			
1991	Bryan Barker	2303	40.4	11	57
	57			
1992	Bryan Barker	3245	43.3	16	65
	75			
1993	Bryan Barker	3240	42.6	19	59
	76			
1994	Louie ..	3582	42.1	15	61
	Aguiar85				
1995	Louie ..	3990	43.8	29	65
	Aguiar91				

Year	Player	No.	Yds.	Avg.	In LG 20
1996	Louie Aguiar	88	3667	41.7	25 68
1997	Louie Aguiar	82	3465	42.3	28 65
1998	Louie Aguiar	75	3226	43.0	20 59
1999	Daniel Pope	101	4218	41.8	20 64
2000	Todd?Sauerbrun		3656	44.6	28 68
	82			
2001	Dan		2976	40.8	27 76
	Stryzinski73				
2002	Dan		2422	37.8	15 56
	Stryzinski64				
2003	Jason Baker	80	3156	39.5	21 68
2004	Steve Cheek	42	1643	39.1	8 55
2005	Dustin Colquitt		2564	39.4	27 62
	65			
2006	Dustin Colquitt		3145	44.3	23 72
	71			
2007	Dustin Colquitt		4322	45.5	27 81
	95			
2008	Dustin Colquitt		3110	44.4	27 73
	70			
2009	Dustin Colquitt		4361	45.4	41 70
	96			
2010	Dustin Colquitt		3908	44.4	33 72
	88			
2011	Dustin Colquitt		4084	45.9	27 68
	89			
2012	Dustin Colquitt		3887	46.8	45 71
	83			
2013	Dustin Colquitt		4005	46.0	35 65
	87			
2014	Dustin Colquitt		3164	44.6	31 69
	71			
2015	Dustin Colquitt		3621	44.2	42 62
	82			
2016	Dustin Colquitt		3427	45.1	38 64
	76			
2017	Dustin Colquitt		2936	45.2	29 77
	65			
2018	Dustin Colquitt		1412	42.0	16 67
	31			

PUNT RETURNS

Year	Player	No.	Yds.	Avg.	LG	TD	Year	Player	No.	Yds.	Avg.	LG	TD
1960	Abner Haynes	14	215	15.4	46	0	1988	Kitrick Taylor	29	187	6.4	16	0
1961	Abner Haynes	19	196	10.3	44	0	1989	Pete Mandley	19	151	7.9	19	0
1962	Frank Jackson	11	117	10.6	29	0	1990	Naz Worthen	25	180	7.2	37	0
1963	Frank Jackson	11	95	8.6	17	0	1991	Troy Stradford	22	150	6.8	18	0
1964	Willie Mitchell	18	167	9.3	36	0	1992	Dale Carter	38	398	10.5	86	2
1965	Willie Mitchell	19	242	12.7	71	1	1993	Dale Carter	27	247	9.1	30	0
1966	Mike Garrett	17	139	8.2	79	1	1994	Danan Hughes	27	192	7.1	43	0
1967	Noland Smith	26	212	8.2	59	0	1995	Tamarick Vanover	51	540	10.6	86	1
1968*	Noland Smith	18	270	15.0	80	1	1996	Tamarick Vanover	17	116	6.8	24	0
1969	Noland Smith	9	107	11.9	80	0	1997	Tamarick Vanover	35	383	10.9	82	1
1970*	Ed Podolak	23	311	13.5	60	0	1998	Tamarick Vanover	27	264	9.8	37	0
1971	Ed Podolak	13	84	6.5	23	0	1999	Tamarick Vanover	51	627	12.3	80	2
1972	Larry Marshall	18	103	5.7	29	0	2000	Kevin Lockett	26	208	8.0	26	0
1973	Larry Marshall	29	180	6.2	31	0	2001	Dante Hall	32	235	7.3	26	0
1974	Ed Podolak	15	134	8.9	54	0	2002	Dante Hall	29	390	13.4	90	2
1975	Charlie Thomas	12	112	9.3	34	0	2003	Dante Hall	29	472	16.3	93	2
1976	Larry Brunson	31	387	12.5	48	0	2004	Dante Hall	23	232	10.1	46	0
1977	Gary Green	14	115	8.2	18	0	2005	Dante Hall	42	276	6.6	52	0
1978	Eddie Payton	32	364	11.4	39	0	2006	Dante Hall	27	240	8.9	60t	1
1979	J.T. Smith	58	612	10.6	88	2	2007	Eddie Drummond	32	222	6.9	22	0
1980*	J.T. Smith	40	581	14.5	75	2	2008	Kevin Robinson	11	94	8.5	32	0
1981	J.T. Smith	50	528	10.6	62	0	2009	Bobby Wade	21	160	7.6	18	0
1982	Anthony Hancock	12	103	8.6	30	0	2010	Javier Arenas	39	322	8.3	36	0
1983	J.T. Smith	26	210	8.1	19	0	2011	Javier Arenas	32	410	12.8	37	0
1984	J.T. Smith	39	332	8.5	27	0	2012	Javier Arenas	34	297	8.7	27	0
1985	Garcia Lane	43	381	8.9	57	0	2013	Dexter McCluster	58	686	11.8	89t	2
1986	Jeff Smith	29	245	8.4	48	0	2014	De'Anthony Thomas	34	405	11.9	81t	1
1987	Michael Clemons	19	162	8.5	44	0	2015	Jeremy Maclin	51	416	8.2	37	0
							2016	Tyreek Hill	39	592	15.2	95t	2
							2017	Tyreek Hill	25	204	8.2	82t	1
							2018	Tyreek Hill	17	197	11.6	91t	1

KICKOFF RETURNS

Year	Player	No.	Yds.	Avg.	LG	TD	Year	Player	No.	Yds.	Avg.	LG	TD
1960	Abner Haynes	19	434	22.8	82	0	1987*	Paul Palmer	38	923	24.3	95	2
1961*	Dave Grayson	16	453	28.3	73	0	1988	Kenny Gamble	15	291	19.4	31	0
1962	Dave Grayson	18	535	29.7	59	0	1989	Danny Copeland	26	466	17.9	36	0
1963	Dave Grayson	20	564	28.2	99	1	1990	Todd McNair	14	227	16.2	23	0
1964	Dave Grayson	30	679	22.6	80	0	1991	Harvey Williams	24	524	21.8	76	0
1965	Bert Coan	19	479	25.2	52	0	1992	Harvey Williams	21	405	19.3	37	0
1966	Emmitt Thomas	29	673	23.2	63	0	1993	Danan Hughes	14	266	19.0	30	0
1967	Noland Smith	41	1148	28.0	106	1	1994	Ron Dickerson	21	472	22.5	62	0
1968	Noland Smith	23	549	23.9	37	0	1995	Tamarick Vanover	43	1095	25.5	99	2
1969	Warren McVea	13	318	24.5	40	0	1996*	Tamarick Vanover	33	854	25.9	97	1
1970	Robert Holmes	19	535	28.2	48	0	1997	Tamarick Vanover	51	1308	25.6	94	1
1971	Kerry Reardon	12	308	25.7	41	0	1998	Tamarick Vanover	41	956	23.3	62	0
1972	Larry Marshall	23	651	28.3	48	0	1999	Tamarick Vanover	44	886	20.1	29	0
1973	Larry Marshall	14	391	27.9	38	0	2000	Michael Cloud	36	779	21.6	38	0
1974	Bill Thomas	25	571	22.8	33	0	2001	Dante Hall	43	969	22.5	71	0
1975	Reggie Craig	10	247	24.7	63	0	2002	Dante Hall	57	1354	23.8	88	1
1976	Lawrence Williams	25	688	27.6	64	0	2003*	Dante Hall	57	1478	25.9	100	2
1977	Ted McKnight	12	305	25.4	70	0	2004	Dante Hall	68	1718	25.3	97	2
1978	Eddie Payton	30	775	25.8	66	0	2005	Dante Hall	65	1560	24.0	96	1
1979	Horace Belton	22	463	21.0	52	0	2006	Dante Hall	53	1207	22.8	60	0
1980	Carlos Carson	40	917	22.9	47	0	2007	Eddie Drummond	37	785	21.2	39	0
1981	James Murphy	20	457	22.9	46	0	2008	Dantrell Savage	26	633	24.3	59	0
1982	Anthony Hancock	27	609	22.6	68	0	2009	Jamaal Charles	36	925	25.7	97	1
1983	Theotis Brown	15	301	20.1	46	0	2010	Dexter McCluster	26	527	20.3	36	0
1984	J.T. Smith	19	391	20.6	39	0	2011	Dexter McCluster	25	557	22.3	35	0
1986	Boyce Green	10	254	25.4	97	1	2012	Shaun Draughn	23	537	23.3	41	0
1985	Jeff Smith	33	654	19.8	39	0	2013	Quintin Demps	33	992	30.1	95t	1
							2014	Knile Davis	29	829	28.6	99t	1
							2015	Knile Davis	28	799	28.5	106t	1
							2016	Tyreek Hill	14	384	27.4	86t	1
							2017	Akeem Hunt	25	611	24.4	42	0
							2018	Tremon Smith	19	567	29.8	97	0

LEADING SCORER

Year	Player	TD	PAT	FG	Points
1960	Jack Spikes	5	34	13	103
1961	Jack Spikes	5	10	4	54
1962	Abner Haynes	19	0	0	114
1963	Chris Burford	9	1#	0	56
1964	Tommy Brooker	0	46	8	70
1965	Tommy Brooker	0	37	13	76
1966	Mike Mercer	0	35	20	93
1967	Jan Stenerud	0	45	21	108
1968	Jan Stenerud	0	39	30	129
1969	Jan Stenerud	0	38	27	119
1970	Jan Stenerud	0	26	30	116
1971	Jan Stenerud	0	32	26	110
1972	Jan Stenerud	0	32	21	95
1973	Jan Stenerud	0	21	24	93
1974	Jan Stenerud	0	24	17	75
1975	Jan Stenerud	0	30	22	96
1976	Jan Stenerud	0	27	21	90
1977	Jan Stenerud	0	27	8	51
1978	Jan Stenerud	0	25	20	85
1979	Jan Stenerud	0	23	12	64
1980	Nick Lowery	0	37	20	97
1981	Nick Lowery	0	37	26	115
1982	Nick Lowery	0	17	19	74
1983	Nick Lowery	0	44	24	116
1984	Nick Lowery	0	35	23	104
1985	Nick Lowery	0	35	24	107
1986	Nick Lowery	0	43	19	100
1987	Nick Lowery	0	26	19	83

Year	Player	TD	PAT	FG	Points
1988	Nick Lowery	23	27	0	104
1989	Nick Lowery	34	24	0	106
1990*	Nick Lowery	37	34	0	139
1991	Nick Lowery	35	25	0	110
1992	Nick Lowery	39	22	0	105
1993	Nick Lowery	37	23	0	106
1994	Lin Elliott0	30	25	0	105
1995	Lin Elliott0	34	24	0	106
1996	Pete Stoyanovich	34	17	0	85
1997	Pete Stoyanovich	35	26	0	113
1998	Pete Stoyanovich	34	27	0	115
1999	Pete Stoyanovich	45	21	0	108
2000	Todd Peterson ...	25	15	0	70
2001	Todd Peterson ...	27	27	0	108
2002*	Priest Holmes ...	0	0	24	144
2003	Priest Holmes ...	0	0	27	162
2004	Lawrence Tynes	58	17	0	109
2005	Larry Johnson ..	0	0	2	126
2006	Larry Johnson ..	0	0	1	114
2007	Dave Rayner	14	15	0	59
2008	Tony Gonzalez	0	0	10	60
2009	Ryan Succop	29	25	0	104
2010	Ryan Succop	42	20	0	102
2011	Ryan Succop	20	24	0	92
2012	Ryan Succop	17	28	0	101
2013	Ryan Succop	52	22	0	118
2014	Cairo Santos	38	25	0	113
2015	Cairo Santos	44	35	0	149
2016	Cairo Santos	36	31	0	129
2017	Harrison Butker ...	28	38	0	142
2018	Harrison Butker ...	47	17	0	98

LEADING NON-KICK SCORER

Year	Player	Rush TD	Rec TD	Ret TD	Points
1960	Abner Haynes	9	3	0	72
1961	Abner Haynes	9	3	1	78
1962	Abner Haynes	13	6	0	114
1963	Chris Burford	0	9	0	56#
1964	Frank Jackson	0	9	0	54
1965	Curtis McClinton	6	3	0	54
1966	Bert Coan	7	2	0	54
	Curtis McClinton	4	5	0	54
1967	Otis Taylor	1	11	0	72
1968	Robert Holmes	7	0	0	42
1969	Mike Garrett	6	2	0	48
1970	Wendell Hayes	5	0	0	30
1971	Ed Podolak	9	0	0	54
1972	Otis Taylor	0	6	0	36
	Ed Podolak	4	2	0	36
1973	Otis Taylor	0	4	0	24
1974	Woody Green	3	1	0	24
1975	Woody Green	5	1	0	36
1976	Walter White	0	7	0	42
1977	Ed Podolak	5	0	0	30
	Walter White	0	5	0	30
1978	Arnold Morgado	7	0	0	42
	Tony Reed	6	1	0	42
1979	Ted McKnight	8	0	0	48
1980	Henry Marshall	0	6	0	36
1981	Billy Jackson	10	1	0	66
1982	Billy Jackson	3	0	0	18
	Henry Marshall	0	3	0	18
1983	Theotis Brown	8	2	0	60
1984	6 Players Tied	-	-	-	24
1985	Stephone Paige	0	10	0	60
1986	Stephone Paige	0	11	0	66
1987	Carlos Carson	0	7	0	42
1988	Stephone Paige	0	7	0	42
Year	Player	Rush TD	Rec TD	Ret TD	Points
1989	Christian Okoye	12	0	0	72
1990	Christian Okoye	7	0	0	42
1991	Christian Okoye	9	0	0	54
1992	Christian Okoye	6	0	0	36
1993*	Marcus Allen	12	3	0	90
1994	Marcus Allen	7	0	0	44#
1995	Marcus Allen	5	0	0	30
	Steve Bono	5	0	0	30
	Willie Davis	0	5	0	30
	Tamarick Vanover	0	2	3	30
1996	Marcus Allen	9	0	0	54
1997	Marcus Allen	11	0	0	66
1998	Bam Morris	8	0	0	48
1999	Tony Gonzalez ...	0	11	0	66
2000	Derrick Alexander	0	10	0	60
2001	Priest Holmes	8	2	0	60
2002*	Priest Holmes	21	3	0	144
2003*	Priest Holmes	27	0	0	162
2004	Priest Holmes	15	0	0	90
2005	Larry Johnson	21	1	0	126
2006	Larry Johnson	17	2	0	114
2007	Dwayne Bowe	0	5	0	30
	Tony Gonzalez ...	0	5	0	30
2008	Tony Gonzalez ...	0	10	0	60
2009	Jamaal Charles	7	1	1	56#
2010	Dwayne Bowe	0	15	0	90
2011	Dwayne Bowe	0	5	0	30
2012	Jamaal Charles	5	1	0	36
2013	Jamaal Charles ...	12	7	0	114
2014	Jamaal Charles	9	5	0	84
2015	Jeremy Maclin	0	8	0	48
2016	Tyreek Hill	3	6	0	54
2017	Kareem Hunt	8	3	0	66
2017	Kareem Hunt	7	7	0	84

#Includes two-point conversion

NFL RANKING BY YARDAGE

(Compiled Since 1971)

Year	OFFENSE			DEFENSE		
	Total	Rushing	Passing	Total	Rushing	Passing
1971	9	12	7	7	3	24
1972	17	16	18t	15	11	18
1973	20	19	19	7	9	4
1974	16	17	15	25	12	25
1975	15	15	12	25	25	20
1976	7	22	1	27	27	24
1977	16	20	12	28	28	14
1978	15	2	27	20	18	17
1979	27	13	28	12	6	22
1980	28	18†	27	18	21	10
1981	17	3	25	17	3	23
1982	25	21	21	10	19	10
1983	9	28	3	14	20	10
1984	17	27	7	24	16	23
1985	22	28	11	21	20	20
1986	28	27	21	8	11	12
1987	24	19	26	27	27	22
1988	22	22	16	10	28	1
1989	13	4	21	2	12	2
1990	7	10	9	16	12	17
1991	5	3	14	13	18	16
1992	25	23	20	5	15	2
1993	16	20	15	11	9	14
1994	5	11	7	12	16	10
1995	14	1	25	2	3	5
1996	22	4	26	18	13	22
1997	14	5	24	11	7	16
1998	19	23	16	9	18	7
1999	12	4	22	14	11	16
2000	8	25	5	18	17	20
2001	5	6	5	23	27	14
2002	4	3	11	32	24	31
2003	2	15	2	29	30	20
2004	1	5	4	31	12	32
2005	1	4	6	25	7	30
2006	16	9	22	16	18	18
2007	31	32	20	13	28	5
2008	24	16	20	31	30	28
2009	25	11	25	30	31	22
2010	12	1	30	14	14	17
2011	27	15	25	11	26	6
2012	24	5	32	20	27	12
2013	21	10	24t	24	22	25
2014	25	10	29	7	28	2
2015	27	6	30	7	8	9
2016	20	15	19	24	26	18
2017	5	9	7	28	25	29
2018	3	14	3	30	20	32

t-Tied for position

OFFENSE YEAR-BY-YEAR

Year	Total Plays	First Downs	Rush Yards	Pass Yards	Total Yards	Total Points	Year	Total Plays	First Downs	Rush Yards	Pass Yards	Total Yards	Total Points
1960	918	255	1814	2831	4645	362	1988	1019	289	1713	3131	4844	254
1961	838	234	2183	2576	4759	334	1989	1017	304	2227	3038	5265	318
1962	840	259	2407	2455	4862	389	1990	975	280	1948	3267	5215	369
1963	872	250	1697	2651	4348	347	1991	1021	322	2217	3104	5321	322
1964	871	244	1839	2871	4710	366	1992	907	246	1532	2792	4324	348
1965	833	228	1736	2554	4290	322	1993	970	300	1655	3180	4835	328
1966	846	266	2274	2840	5114	448	1994	1098	322	1732	3960	5692	319
1967	872	251	2018	2472	4490	408	1995	1059	295	2222	3020	5242	358
1968	831	223	2227	2276	4503	371	1996	1045	312	2009	2890	4899	297
1969	899	258	2220	2387	4607	359	1997	1054	315	2171	2893	5064	375
1970	770	183	1858	1719	3577	272	1998	1012	289	1548	3260	4808	327
1971	836	240	1843	2347	4190	302	1999	1049	282	2082	3239	5321	390
1972	894	245	1915	2041	3956	287	2000	999	321	1465	4149	5614	355
1973	863	208	1793	1743	3536	231	2001	1015	324	2008	3665	5673	320
1974	901	224	1720	2108	3828	233	2002	965	343	2378	3622	6000	467
1975	933	261	1847	2360	4207	282	2003	1003	348	1929	3981	5910	484
1976	959	275	1873	2929	4804	290	2004	1089	398	2289	4406	6695	483
1977	878	228	1843	2093	3936	225	2005	1059	347	2382	3810	6192	403
1978	1054	287	2986	1834	4820	243	2006	1004	310	2143	3000	5143	331
1979	972	241	2316	1660	3976	238	2007	1001	255	1248	3181	4429	226
1980	1009	270	1873	2448	4321	319	2008	957	273	1810	3129	4939	291
1981	1057	315	2633	2640	5273	343	2009	1019	256	1929	2922	4851	294
1982*	573	163	943	1555	2498	176	2010	1063	319	2627	2968	5595	366
1983	1074	314	1254	4341	5595	386	2011	1021	277	1893	3080	4973	212
1984	1034	295	1527	3568	5095	314	2012	1015	286	2395	2713	5108	211
1985	982	258	1486	3391	4877	317	2013	1029	323	2056	3340	5396	430
1986	1003	264	1468	2750	4218	358	2014	962	309	1918	3182	5100	353
1987#	899	265	1799	2619	4418	273	2015	955	303	2044	3255	5299	405
							2016	990	305	1748	3740	5488	328
							2017	935	322	1905	4104	6007	415
							2018	678	267	1274	3503	4777	404

Bold Denotes Club Record *Italics Denotes NFL Record* Yardages Net *Nine Games #15 Games

DEFENSE YEAR-BY-YEAR

Year	Total Plays	First Downs	Rush Yards	Pass Yards	Total Yards	Total Points	Year	Total Plays	First Downs	Rush Yards	Pass Yards	Total Yards	Total Points
1960	924	253	980	3002	3982	253	1988	1042	318	2592	2434	5026	320
1961	844	248	1525	3077	4602	343	1989	952	253	1766	2527	4293	253
1962	848	239	1250	2701	3951	233	1990	945	268	1640	3241	4881	257
1963	856	228	1558	2629	4187	263	1991	927	275	1770	3228	4998	252
1964	856	204	1315	2620	3935	306	1992	949	256	1767	2537	4324	282
1965	847	200	1366	2457	3749	285	1993	1013	300	1620	3151	4771	291
1966	873	222	1356	2614	3970	276	1994	989	289	1734	3266	5000	298
1967	843	221	1408	2536	3944	254	1995	1047	289	1327	3222	4549	241
1968	900	215	1266	2823	4089	170	1996	1008	296	1666	3538	5204	300
1969	808	181	1091	2072	3163	177	1997	974	278	1621	3259	4880	232
1970	851	226	1657	2010	3667	244	1998	1010	321	1869	2985	4854	363
1971	813	223	1337	2506	3770	208	1999	1033	281	1557	3482	5039	322
1972	853	227	1805	2222	4027	254	2000	1041	330	1809	3417	5280	354
1973	856	209	1956	1619	3575	192	2001	1003	296	2140	3164	5304	344
1974	936	267	1801	2663	4464	293	2002	1081	367	2067	4181	6248	399
1975	915	289	2712	2512	5224	341	2003	1054	322	2344	3363	5707	332
1976	899	309	2861	2496	5359	376	2004	960	327	1834	4203	6037	435
1977	992	304	2971	2022	4993	349	2005	971	292	1570	3679	5249	325
1978	995	284	2389	2582	4971	327	2006	999	298	1928	3334	5262	315
1979	1088	297	1847	3124	4971	262	2007	980	278	2089	3022	5111	335
1980	1096	328	2206	3109	5315	336	2008	1041	344	2543	3748	6291	440
1981	1102	316	1747	3626	5373	290	2009	1062	318	2504	3707	6211	424
1982*	556	170	1066	1667	2733	184	2010	1028	293	1764	3519	5283	326
1983	1089	319	2275	3111	5386	367	2011	991	291	2112	3221	5333	338
1984	1159	335	1982	3645	5625	324	2012	973	301	2171	3533	5704	425
1985	1126	336	2169	3489	5658	360	2013	1067	303	1923	3962	5885	305
1986	1098	310	1739	3195	4934	326	2014	1024	310	2036	3252	5288	281
1987#	1045	344	2333	3306	5639	388	2015	1037	313	1571	3698	5269	287
							2016	1063	342	1938	3958	5896	304
							2017	1044	352	1890	3952	5842	339
							2018	765	286	1293	3269	4562	294

Bold Denotes Club Record *Italics Denotes NFL Record* Yardages Net *Nine Games #15 Games

TURNOVERS YEAR-BY-YEAR

Year	TAKEAWAYS			GIVEAWAYS			RATIO
	INTs	FUMBLES	TOTAL	INTs	FUMBLES	TOTAL	
1960	27	16	43	19	18	37	+6
1961	20	18	38	18	18	37	+2
1962	32	17	49	17	14	31	+18
1963	26	19	45	22	16	38	+7
1964	28	19	47	21	19	40	+7
1965	20	13	33	20	21	41	-8
1966	33	8	41	15	16	31	+10
1967	31	11	42	19	8	27	+15
1968	37	12	49	11	16	27	+22
1969	32	15	47	20	19	39	+8
1970	31	12	43	16	15	31	+12
1971	27	7	34	13	13	26	+8
1972	24	19	43	20	12	32	+11
1973	21	18	39	13	18	31	+8
1974	28	16	44	25	13	38	+6
1975	20	22	42	15	18	33	+9
1976	23	20	43	17	16	33	+10
1977	21	23	44	26	21	47	-3
1978	21	14	35	16	18	34	+1
1979	23	14	37	18	18	36	+1
1980	28	15	43	14	16	30	+13
1981	26	21	47	22	24	46	+1
1982*	12	10	22	8	4	12	+10
1983	30	21	51	19	19	38	+13
1984	30	11	41	22	15	37	+5
1985	27	14	41	23	11	34	+7
1986	31	18	49	18	17	35	+14
1987#	11	17	28	17	24	41	-13
1988	18	13	31	21	12	33	-2
1989	15	18	33	23	18	41	-8
1990	20	25†	45†	5†	14	19	+26†
1991	15	18	33	14	8†	22	+11
1992	24	15	39	12	9	21	+18†
1993	21	17	38	10	18	28	+10
1994	12	26†	38	14	12	26	+12
1995	16	17	33	10	11	21	+12†
1996	17	10	27	14	10	24	+3
1997	21	13	34	10	10	20	+14
1998	13	20	33	18	14	32	+1
1999	25	20	45	15	9	24	+21†
2000	15	14	29	15	11	26	+3
2001	13	13	26	24	9	33	-7
2002	18	13	31	13	2	15	+16
2003	25	12	37	12	6	19	+19†
2004	13	8	21	17	10	27	-6
2005	16	15	31	10	13	23	+8
2006	15	15	30	12	14	26	+4
2007	14	8	22	20	13	33	-11
2008	13	16	29	16	8	24	+5
2009	15	13	28	17	10	27	+1
2010	14	9	23	8	6	14	+9
2011	20	6	26	28	18	10	-2
2012	7	6	13	20	17	37	-24
2013	21	15	36	8	10	18	+18
2014	6	8	14	6	11	17	-3
2015	26	8	34	8	9	17	+17
2016	18	15	33	8	8	17	+16
2017	16	10	26	8	3	11	+15
2018	11	6	17	10	3	13	+4

Bold Denotes Club Record †Denotes NFL Season Leader * Nine Games #15 Games

Note: Chiefs six straight years (1990-95) with a +10 turnover ratio is an NFL record.

CAREER LEADERS

GAMES PLAYED

(Includes all players with 100 games played)

Player	Games Played	Player	Games Played
1. Will Shields (1993-06)	224	Art Still (1978-87)	136
2. Dustin Colquitt (2005-18)	217	Jonathan Hayes (1985-93)	136
3. Nick Lowery (1980-93)	212	38. Mike Bell (1979-85, '87-91)	135
4. Jerrel Wilson (1963-77)	203	39. Otis Taylor (1965-75)	130
5. Tony Gonzalez (1997-08)	190	40. Jerome Woods (1996-05)	128
6. Jan Stenerud (1967-79)	186	Eric Hicks (1998-06)	128
7. Len Dawson (1962-75)	183	42. E.J. Holub (1961-70)	127
8. Buck Buchanan (1963-75)	182	43. Matt Herkenhoff (1976-85)	125
9. Derrick Johnson (2005-17)	182	Stephone Paige (1983-91)	125
10. Emmitt Thomas (1966-78)	181	Dan Saleaumua (1989-96)	125
11. Jim Tyrer (1961-73)	180	46. Gary Spani (1978-86)	124
12. John Alt (1984-96)	179	Kimble Anders (1991-00)	124
13. Jack Rudnay (1970-82)	178	48. John Browning (1996-05)	121
14. Ed Budde (1963-76)	177	49. Carlos Carson (1980-89)	120
Tamba Hali (2006-17)	177	50. Charlie Getty (1974-82)	119
16. Derrick Thomas (1989-99)	169	Jason Dunn (2000-07)	119
Tim Grunhard (1990-00)	169	52. Fred Arbanas (1962-70)	118
18. Bobby Bell (1963-74)	169	Dave Lindstrom (1978-85)	118
19. Henry Marshall (1976-87)	165	Greg Wesley (2000-07)	118
20. Johnny Robinson (1960-71)	164	55. Donnie Edwards (1996-01, 2007-08)	117
21. Tony Richardson (1995-05)	163	56. Bill Maas (1984-92)	116
Brian Waters (2000-10)	163	57. Jim Kearney (1967-75)	115
23. Kevin Ross (1984-93, '97)	156	Eric Warfield (1998-05)	115
24. Jim Lynch (1967-77)	151	59. Sherrill Headrick (1960-67)	108
25. Dave Hill (1963-74)	150	60. Curtis McClinton (1962-69)	107
Albert Lewis (1983-93)	150	Ed Beckman (1977-84)	107
27. Willie Lanier (1967-77)	149	62. Bill Kenney (1980-88)	106
28. Deron Cherry (1981-91)	148	Kendall Gammon (2000-06)	106
29. Tom Condon (1974-84)	147	64. Ed Podolak (1969-77)	104
30. Lloyd Burruss (1981-91)	145	Dale Carter (1992-98)	104
31. Casey Wiegmann (2001-07, 2010-11)	143	66. Chris Burford (1960-67)	103
Jerry Mays (1961-70)	140	Leonard Griffin (1986-93)	103
33. Rich Baldinger (1983-92)	139	68. Gary Barbaro (1976-82)	101
Dave Lutz (1983-92)	139	69. Whitney Paul (1976-81, '86)	100
35. Neil Smith (1988-96)	138	Gary Green (1977-83)	100

GAMES STARTED

(Includes all players with 100 games started, compiled since 1968)

Player	Games Started	Player	Games Started
1. Will Shields (1993-06)	223	22. Dave Lutz (1983-92)	123
2. Tony Gonzalez (1997-08)	174	23. Willie Lanier (1967-77)	122
3. Jack Rudnay (1970-82)	171	Matt Herkenhoff (1976-85)	122
4. Derrick Johnson (2005-17)	169	25. Tom Condon (1974-84)	119
5. Tim Grunhard (1990-00)	164	26. Dan Saleaumua (1989-96)	117
6. Len Dawson (1962-75)	158*	27. Jim Kearney (1967-75)	112**
7. Derrick Thomas (1989-99)	157	28. Bill Maas (1984-91)	111
Tamba Hali (2006-17)	157	Dwayne Bowe (2007-14)	111
9. John Alt (1984-96)	149	30. Buck Buchanan (1963-75)	109**
Brian Waters (2000-10)	149	31. Gary Spani (1978-86)	108
11. Emmitt Thomas (1966-78)	148**	32. Jerome Woods (1996-05)	105
12. Kevin Ross (1984-93, '97)	144	33. Charlie Getty (1974-82)	104
13. Casey Wiegmann (2001-07, 2010-11)	143	Eric Hicks (1998-06)	104
14. Willie Lanier (1967-77)	137**	36. Lloyd Burruss (1981-91)	103
Jim Lynch (1967-77)	137**	Rich Baldinger (1983-92)	103
16. Dave Szott (1990-00)	136	Greg Wesley (2000-07)	103
17. Henry Marshall (1976-87)	135	39. Gary Barbaro (1976-82)	101
18. Art Still (1978-81)	133	40. Donnie Edwards (1996-01, 2007-08)	100
19. Albert Lewis (1983-93)	128	Mike Bell (1979-85, '87-91)	100
20. Neil Smith (1988-96)	127		
21. Deron Cherry (1981-91)	124		

* Includes all of Dawson's starts dating back to '62. ** Does not include starts prior to '68.

RUSHING

(Includes all players with 1,000 rushing yards)

		No.	Yds.	Avg.	TD
1.	Jamaal Charles (2008-15)	1320	7220	5.5	42
2.	Priest Holmes (2001-07)	1321	6070	4.6	76
3.	Larry Johnson (2003-09)	1375	6015	4.4	55
4.	Christian Okoye (1987-92)	1246	4857	3.9	40
5.	Ed Podolak (1969-77)	1157	4451	3.8	34
6.	Abner Haynes (1960-64)	792	3837	4.8	39
7.	Marcus Allen (1993-97)	932	3698	4.0	44
8.	Mike Garrett (1966-70)	736	3246	4.4	23
9.	Curtis McClinton (1962-69)	762	3124	4.1	18
10.	Herman Heard (1984-89)	651	2694	4.1	13
11.	Wendell Hayes (1968-74)	668	2560	3.8	18
12.	Greg Hill (1994-97)	588	2436	4.1	6
13.	Ted McKnight (1977-81)	528	2344	4.4	22
14.	Barry Word (1990-92)	527	2306	4.4	12
15.	Kimble Anders (1991-00)	490	2261	4.6	9
16.	Tony Reed (1977-80)	513	2184	4.3	8
17.	Kareem Hunt (2017-18)	453	2151	4.7	15
18.	Donnell Bennett (1994-00)	519	1902	3.7	17
18.	Robert Holmes (1968-71)	390	1689	4.3	12
19.	Alex Smith (2013-17)	317	1672	5.3	10
21.	Tony Richardson (1995-05)	395	1576	4.0	15
22.	Joe Delaney (1981-82)	321	1501	4.6	3
23.	Spencer Ware (2015-18)	308	1448	4.7	10
24.	Woody Green (1974-76)	375	1442	3.8	11
25.	Jack Spikes (1960-64)	329	1392	4.2	12
26.	Billy Jackson (1981-84)	399	1365	3.4	16
27.	Len Dawson (1962-75)	283	1253	4.4	9
28.	Bert Coan (1963-68)	273	1249	4.6	15
29.	MacArthur Lane (1975-78)	318	1209	3.8	8
30.	Mack Lee Hill (1964-65)	230	1203	5.2	6
31.	Warren McVea (1969-73)	239	1053	4.4	10
32.	James Hadnot (1980-83)	266	1029	3.9	5

RECEPTIONS

(Includes all players with 100 receptions)

Player	No.	Yds.	Avg.	TD
1. Tony Gonzalez (1997-08) ...	916	10,940	11.9	76
2. Dwayne Bowe (2007-14)	532	7,155	13.4	44
3. Henry Marshall .. (1976-87)416		6545	15.7	33
4. Otis Taylor (1965-75)	410	7306	17.8	57
5. Chris Burford (1960-67)	391	5525	14.1	55
6. Stephone Paige .. (1983-91)377		6341	16.8	49
7. Travis Kelce (2013-18) ..		4814	12.9	29
374				
8. Kimble Anders (1991-00) ...	369	2829	7.7	9
9. Carlos Carson (1980-89)	351	6360	18.1	33
10. Eddie Kennison .. (2001-07)321		5230	16.3	25
11. Ed Podolak (1969-77)	288	2456	8.5	6
12. Jamaal Charles (2008-15) ...	283	2443	8.6	20
13. Priest Holmes (2001-07)	251	2377	9.5	7
14. Derrick Alexander .. (1998-01)213		3685	17.3	19
15. Tyreek Hill (2016-18)	201	2882	14.3	24
16. Fred Arbanas (1962-70)	198	3101	15.7	34
17. Abner Haynes (1960-65)	197	2709	13.8	17
18. Todd McNair (1989-93, .. '96)186		1856	10.0	6
19. J.J. Birden (1990-94)	183	2819	15.4	7
20.. Willie Davis (1991-95)	172	3014	17.5	20
Dexter McCluster .. (2010-13)172		1500	8.7	5
22. Tony Richardson .. (1995-05)168		1230	7.3	8
23. J.T. Smith (1978-84)	167	2273	13.6	8
24. Walter White (1975-79)	163	2396	14.7	16
Frank Jackson (1961-65)	163	2516	15.4	21
26.. Curtis McClinton .. (1960-69)154		1945	12.6	14
27. Larry Johnson (2003-09)	151	1369	9.1	6
28. Emile Harry (1986-92)	149	1999	13.4	9
29. Dante Hall (2000-06)	145	1615	11.1	9
30. Marcus Allen (1993-97)	141	1153	8.2	3
Mike Garrett (1966-70)	141	1231	8.7	7
32. Tony Reed (1977-80)	138	1382	10.0	2
33. Jonathon Hayes .. (1985-93)135		1541	11.4	12
34. Johnnie Morton .. (2002-04)134		1932	14.4	8
35. Andre Rison (1997-99)	133	1852	13.9	12
36. Herman Heard (1984-89) ...	132	1125	8.5	3
37. MacArthur Lane .. (1975-78)130		1207	9.3	1
38. Albert Wilson (2014-17)	124	1544	12.5	7
39. Keith Cash (1992-96)	111	1046	9.4	9
40. Samie Parker (2004-07)	110	1529	13.9	7
41. Lake Dawson (1994-97)	103	1406	13.7	10

RECEIVING YARDS

(Includes all players with 1,000 receiving yards)

Player	Yds.	No.	Avg.	TD
1. Tony Gonzalez (1997-08) 10,940	916	11.9	76	
2. Otis Taylor (1965-75) 7306	410	17.8	57	
3. Dwayne Bowe (2007-14) 7155	532	13.4	44	
4. Henry Marshall (1976-87) 6545	416	15.7	33	
5. Carlos Carson (1980-89) 6360	351	18.1	33	
6. Stephone Paige (1983-91) 6341	377	16.8	49	
7. Chris Burford (1960-67) 5505	391	14.1	55	
8. Eddie Kennison (2001-07) 5230	321	16.3	25	
9. Travis Kelce (2013-18) 4814	374	12.9	29	
10. Derrick Alexander (1998-01) 3685	213	17.3	19	
11. Fred Arbanas (1962-70) 3101	198	15.7	34	
12. Willie Davis (1991-95) 3014	172	17.5	20	
13. Tyreek Hill (2016-18) 2882	201	14.3	24	
14. Kimble Anders (1991-00) 2829	369	7.7	9	
15. J.J. Birden (1990-94) 2819	183	15.4	14	
16. Abner Haynes (1960-65) 2709	197	13.8	17	
17. Frank Jackson (1961-65) 2516	163	15.4	21	
18. Ed Podolak (1969-77) 2456	288	8.5	6	
19. Jamaal Charles (2008-15) 2443	283	8.6	20	
20. Walter White (1975-79) 2396	163	14.7	16	
21. Priest Holmes (2000-07) 2377	251	9.5	7	
22. J.T. Smith (1978-84) 2273	167	3.6	8	
23. Emile Harry (1986-92) 1999	149	13.4	9	
24. Curtis McClinton (1962-69) 1945	154	12.6	14	
25. Johnnie Morton (2002-04) 1932	134	14.4	8	
26. Todd McNair (1989-93, '96) ... 1856	186	10.0	6	
27. Andre Rison (1997-99) 1852	133	13.4	12	
28. Larry Brunson (1974-77) 1723	98	17.6	5	
29. Jeremy Maclin (2015-16) 1624	131	12.4	10	
30. Dante Hall (2000-06) 1615	145	11.1	9	
31. Albert Wilson (2016-17) 1544	124	12.5	7	
32. Jonathan Hayes (1985-93) 1541	135	11.4	12	
33. Dexter McCluster (2010-13) 1500	172	8.7	5	

34. Samie Parker (2004-07)	110	13.9	7	1529
35. Frank Pitts (1965-70)	78	18.6	11	1450
36. Lake Dawson (1994-97)	103	13.7	10	1406
37. Tony Reed (1977-80)	138	10.0	2	1382
38. Larry Johnson (2003-09)	151	9.1	6	1369
39. Gloster Richardson (1967-70)	62	21.9	12	1358
40. Tony Richardson (1995-05)	177	7.3	9	1298
41. Anthony .. Hancock	73	17.3	5	1266
42. Mike Garrett (1966-70)	141	8.7	7	1231
43. Johnny Robinson (1960-71)	77	15.9	9	1228
44. MacArthur Lane (1975-78)	130	9.3	1	1207
45. Tim Barnett (1991-93)	82	14.5	10	1188
46. Kevin Lockett (1997-00)	87	13.4	4	1164
47. Marcus Allen (1993-97)	141	8.2	3	1153
48. Chris Conley (2016-18)	94	12.0	5	1127
49. Herman Heard (1984-89)	132	8.5	3	1125
50. Robb Thomas (1989-91)	92	11.9	7	1098
51. Elmo Wright (1971-74)	66	16.2	6	1070
52. Keith Cash (1992-96)	111	9.4	9	1046
53. Tony Moeaki (2010-13)	80	12.6	4	1009

PASSING

(Includes all players with 4,000 passing yards)

	Player	Att.	Comp.	Yds.	Pct.	TD	INT
1.	Len Dawson (1962-75)	3696	2115	28507	.572	237	178
2.	Trent Green (2001-06)	2777	1720	21459	.619	118	85
3.	Alex Smith (2013-17)	2436	1587	17608	.651	102	33
4.	Bill Kenney (1979-88)	2430	1330	17277	.547	105	86
5.	Steve DeBerg (1988-91)	1616	934	11873	.578	67	50
6.	Mike Livingston (1968-79)	1751	912	11295	.521	56	83
7.	Elvis Grbac (1997-00)	1548	897	10643	.579	66	47
8.	Matt Cassel (2009-12)	1489	854	9549	.574	59	44
9.	Steve Bono (1994-96)	1075	594	6489	.553	37	27
10.	Joe Montana (1993-94)	737	480	5427	.651	29	16
11.	Steve Fuller (1979-82)	817	465	5333	.569	22	32
12.	Cotton Davidson (1960-61)	709	330	4919	.465	32	39
13.	Damon Huard (2004-08)	657	404	4612	.615	24	18
14.	Todd Blackledge (1983-87)	742	364	4510	.491	26	32
15.	Dave Krieg (1992-93)	602	335	4353	.556	22	15

SCORING

(Includes all players with 100 total points)

	Player	TD	FG	PAT	Total
1.	Nick Lowery (1980-93)	0	329	479	1466
2.	Jan Stenerud (1967-79)	0	279	394	1231
3.	Ryan Succop (2009-13)	0	118	157	511
4.	Priest Holmes (2001-07)	83	0	0	*500
5.	Tony Gonzalez (1997-08)	76	0	0	*460
6.	Pete Stoyanovich (1996-00)	0	93	163	442
7.	Cairo Santos (2014-17)	0	89	130	392
8.	Jamaal Charles (2008-15)	63	0	0	378
9.	Larry Johnson (2003-09)	61	0	0	366
10.	Otis Taylor (1965-75)	60	0	0	360
11.	Abner Haynes (1960-64)	58	0	0	348
12.	Lawrence Tynes (2004-06)	0	68	137	341
13.	Chris Burford (1960-67)	55	0	0	*332
14.	Stephone Paige (1983-91)	49	0	0	294
15.	Tommy Brooker (1962-66)	3	41	149	290
16.	Marcus Allen (1993-97)	47	0	0	282
17.	Dwayne Bowe (2007-14)	44	0	0	264
18.	Ed Podolak (1969-77)	40	0	0	240
	Christian Okoye (1987-92)	40	0	0	240
	Harrison Butker (2017-18)	0	55	75	240
	Morten Andersen (2002-03)	0	38	109	223
22.	Jack Spikes (1960-64)	14	19	69	*212
23.	Lin Elliott (1994-95)	0	49	64	211
	Henry Marshall (1976-86)	35	0	0	210
25.	Fred Arbanas (1962-70)	34	0	0	204
26.	Carlos Carson (1980-89)	33	0	0	198
27.	Curtis McClinton (1962-69)	32	0	0	*196
28.	Mike Garrett (1966-70)	32	0	0	192
	Tyreek Hill (2016-18)	32	0	0	192
30.	Todd Peterson (2000-01)	0	42	52	178
31.	Travis Kelce (2013-18)	29	0	0	174
	Frank Jackson (1961-65)	28	0	0	168
33.	Eddie Kennison (2001-07)	25	0	0	*154
34.	Kareem Hunt (2017-18)	25	0	0	150
	Tony Richardson (1995-05)	24	0	0	144
36.	Wendell Hayes (1968-74)	23	0	0	138
	Ted McKnight (1977-81)	23	0	0	138
38.	Willie Davis (1991-95)	20	0	0	*122
39.	Derrick Alexander (1998-01)	20	0	0	120
	Dante Hall (2000-06)	20	0	0	120
41.	Bert Coan (1963-68)	19	0	0	114
42.	Kimble Anders (1991-00)	18	0	0	108
	Donnell Bennett (1994-00)	18	0	0	108
	Billy Jackson (1981-84)	18	0	0	108
	Johnny Robinson (1960-71)	18	0	0	108

*Includes two-point conversions

TOUCHDOWNS

(Includes all players with 20 total touchdowns)

	Player	Rec.	Rush.	Return	Total
1.	Priest Holmes (2001-07)	7	76	0	83
2.	Tony Gonzalez (1997-08)	76	0	0	76
3.	Jamaal Charles (2008-14)	20	42	1	63
4.	Larry Johnson (2003-09)	6	55	0	61
5.	Otis Taylor (1965-75)	57	3	0	60
6.	Abner Haynes (1960-64)	17	39	2	58
7.	Chris Burford (1960-67)	55	0	0	55
8.	Stephone Paige (1983-91)	49	0	0	49
9.	Marcus Allen (1993-97)	3	44	0	47
10.	Dwayne Bowe (2007-14)	44	0	0	44
11.	Ed Podolak (1969-77)	6	34	0	40
	Christian Okoye (1987-92)	0	40	0	40
13.	Henry Marshall (1976-86)	33	2	0	35
14.	Fred Arbanas (1962-70)	34	0	0	34
15.	Carlos Carson (1980-89)	33	0	0	33
16.	Curtis McClinton (1962-69)	14	18	0	32
	Mike Garrett (1966-70)	7	24	1	32
	Tyreek Hill (2016-18)	22	3	5	32
19.	Travis Kelce (2013-18)	29	0	0	29
20.	Frank Jackson (1961-65)	21	7	0	28
21.	Eddie Kennison (2001-07)	25	0	0	25
	Kareem Hunt (2017-18)	10	15	0	25
	Tony Richardson (1995-05)	9	15	0	24
24.	Wendell Hayes (1968-74)	5	18	0	23
	Ted McKnight (1977-81)	1	22	0	23
26.	Willie Davis (1991-95)	20	0	0	20
	Derrick Alexander (1998-01)	19	1	0	20
	Dante Hall (2000-06)	9	0	11	20

INTERCEPTIONS

(Includes all players with 15 interceptions)

	Player	No.	Yds.	Avg.	TD
1.	Emmitt Thomas (1966-78)	58	938	16.2	5
2.	Johnny Robinson (1960-71)	57	741	13.0	1
3.	Deron Cherry (1981-91)	50	688	13.8	1
4.	Gary Barbaro (1976-82)	39	771	19.8	3
5.	Albert Lewis (1983-93)	38	329	8.7	0
6.	Bobby Hunt (1962-67)	37	674	18.2	2
7.	Kevin Ross (1984-93, '97)	30	561	18.7	2
8.	Greg Wesley (2000-07)	29	542	18.7	0
9.	Willie Lanier (1967-77)	27	440	16.3	2
10.	Bobby Bell (1963-74)	26	479	18.4	6
11.	Gary Green (1977-83)	24	330	13.8	1
12.	Jim Kearney (1967-75)	23	462	20.0	5
13.	Lloyd Burruss (1981-91)	22	509	23.1	4
14.	Dale Carter (1992-98)	21	183	18.7	1
	James Hasty (1995-00)	21	304	14.5	1
16.	Duane Wood (1960-64)	20	247	13.4	1
	Mike Sensibaugh (1971-75)	20	331	16.6	0
	Eric Warfield (1998-05)	20	236	11.8	3
19.	Dave Grayson (1961-64)	19	309	16.3	1
	Marcus Peters (2015-17)	19	480	25.3	2
21.	Jim Lynch (1967-77)	17	191	11.2	1
	Eric Harris (1980-82)	17	229	13.5	1
	Brandon Flowers (2008-13)	17	344	20.2	3
24.	Willie Mitchell (1964-70)	16	302	18.9	3
25.	Jerome Woods (1996-05)	15	282	18.8	2

SACKS

(Includes all players with 20.0 sacks)

1. 126.5 Derrick Thomas 1989-99	8. 43.0 Jared Allen 2004-07
2. 89.5 Tamba Hali 2006-17	9. 40.0 Bill Maas 1984-92
3. 86.5 Neil Smith 1988-96	10. 35.0 Wilbur Young 1973-77
4. 73.5 Justin Houston 2011-18	11. 29.0 Dan Saleaumua 1989-86
5. 51.0 Mike Bell 1979-85, '87-91	12. 27.5 John Browning 1996-05
6. 48.5 Art Still 1978-87	27.5 Derrick Johnson 2005-17
7. 44.5 Eric Hicks 1998-06	14. 24.0 Whitney Paul 1976-81, '86
	15. 23.5 Joe Phillips 1992-97

Note: Sacks became recognized as an official statistic in 1982. The Chiefs began recording sacks in 1973.

TACKLES

(Includes all players with 500 tackles)

1. 999 Gary Spani 1978-86	7. 728 Derrick Thomas 1989-99	13. 574 Eric Hicks 1998-06
2. 992 Art Still 1978-87	8. 720 Jerome Woods 1996-05	14. 555 Albert Lewis 1983-93
3. 934 Derrick Johnson 2005-17	9. 701 Greg Wesley 2000-07	15. 546 Neil Smith 1988-96
4. 927 Deron Cherry 1981-91	10. 628 Lloyd Burruss 1981-91	16. 537 Marvcur Patton 1999-02
5. 883 Donnie Edwards '96-01, '07-08	11. 625 Dino Hackett 1986-92	
6. 827 Kevin Ross 1984-93, '97	12. 595 Tracy Simien 1991-97	

Note: The Chiefs began recording tackle totals in 1977.

PUNTING

(Based on Avg.; minimum 200 punts)

Player	No.	Yds.	Avg.
1. Dustin Colquitt (2005-18)	1062	47658	44.9
2. Jerrel Wilson (1963-77)	1018	44218	43.44
3. Louie Aguiar (1994-98)	421	17930	42.59
4. Jim Arnold (1983-85)	284	11934	42.02
5. Bryan Barker (1990-93)	272	11267	41.42
6. Bob Grupp (1979-81)	214	8756	40.92

PUNT RETURNING

(Based on Avg.; minimum 50 returns)

Player	No.	Yds.	Avg.	TD
1. Tyreek Hill (2016-18)	81	993	12.3	4
2. Noland Smith (1967-69)	53	589	11.1	1
3. Abner Haynes (1960-64)	54	587	10.9	0
4. Tamarick Vanover (1995-99)	181	1930	10.7	4
5. J.T. Smith (1979-84)	220	2322	10.6	4
6. Dante Hall (2000-06)	188	1882	10.0	5
7. Javier Arenas (2010-12)	105	1029	9.8	0

KICKOFF RETURNING

(Based on Avg.; minimum 50 returns)

Player	No.	Yds.	Avg.	TD
1. Noland Smith (1967-69)	68	1822	26.8	0
2. Dave Grayson (1961-64)	84	2231	26.6	1
3. Abner Haynes (1960-64)	52	1309	25.2	1
4. De'Anthony Thomas (2014-18)	50	1242	24.8	0
5. Jamaal Charles (2008-15)	51	1246	24.4	1
6. Tamarick Vanover (1995-99)	212	5099	24.1	4
7. Dante Hall (2000-06)	360	8644	24.0	6

LONGEST PLAYS

RUSHING

Player (Opponent, Date)	Yards
1. Jamaal Charles (at New Orleans, 9/23/12)	91 (TD)
2. Jamaal Charles (vs. Indianapolis, 12/23/12)	86 (TD)
3. Ted McKnight (at Seattle, 9/30/79)	84 (TD)
4. Joe Delaney (vs. Denver, 10/18/81)	82 (TD)
Derrick Alexander (vs. San Diego, 10/31/99)	82 (TD)
5. Abner Hayes (at New York Jets, 11/29/64)	80 (TD)
Warren McVea (vs. Cincinnati, 10/26/69)	80 (TD)
Jamaal Charles (at St. Louis, 12/19/10)	80 (TD)
Jamaal Charles (at Cleveland, 12/9/12)	80 (TD)
6. Tyreek Hill (at NY Jets, 12/3/17)	79 (TD)
7. Mike Garrett (vs. Houston, 10/30/66)	77 (TD)
8. Robert Holmes (at Miami, 9/28/68)	76 (TD)
Steve Bono (at Arizona, 10/1/95)	76 (TD)
Jamaal Charles (vs. Buffalo, 12/13/09)	76 (TD)
10. Jack Spikes (vs. San Diego, 9/10/61)	74 (TD)
11. Abner Haynes (vs. Buffalo, 9/30/62)	71 (TD)
12. Thomas Jones (vs. Jacksonville, 10/24/10)	70
Tyreek Hill (vs. Denver, 12/25/16)	70
Alex Smith (at NY Jets, 12/3/17)	70

PASSING

Player (Opponent, Date)	Yards
1. *Trent Green - Marc Boerigter (vs. San Diego, 12/22/02)	99 (TD)
2. **Mike Livingston - Otis Taylor (vs. Miami, 10/19/69)	93 (TD)
3. Len Dawson - Tommy Brooker (at Denver, 11/18/62)	92 (TD)
4. Len Dawson - Gloster Richardson (at Oakland, 11/3/68)	90 (TD)
Len Dawson - Frank Pitts (vs. Boston, 11/17/68)	90 (TD)
Steve DeBerg - J.J. Birden (vs. San Diego, 11/18/90)	90 (TD)
7. Len Dawson - Otis Taylor (vs. Miami, 11/13/66)	89 (TD)
8. Steve DeBerg - Stephone Paige (at New England, 12/2/90)	86 (TD)
Elvis Grbac - Derrick Alexander (at Chicago, 9/12/99)	86 (TD)
10. Len Dawson - Larry Brunson (vs. San Diego, 11/10/74)	84 (TD)
Bill Kenney - Stephone Paige (vs. San Diego, 12/22/85)	84 (TD)
12. Steve DeBerg - Stephone Paige (at Denver, 9/17/90)	83 (TD)
13. Len Dawson - Frank Jackson (vs. N.Y. Jets, 12/22/63)	82 (TD)
Len Dawson - Otis Taylor (vs. Pittsburgh, 10/18/71)	82
15. Len Dawson - Frank Jackson (at Denver, 9/7/63)	81 (TD)
Bill Kenney - Carlos Carson (vs. Seattle, 12/27/87)	81 (TD)
Elvis Grbac - Derrick Alexander (vs. San Diego, 10/31/99)	81 (TD)
Elvis Grbac - Derrick Alexander (at New England, 12/4/00)	81 (TD)
19. Steve DeBerg - Carlos Carson (at N.Y. Jets, 10/2/88)	80 (TD)
Rich Gannon - Andre Rison (vs. Seattle, 10/4/98)	80 (TD)
Alex Smith - Travis Kelce (vs. Denver, 12/25/16)	80
Alex Smith - Charcandrick West (vs. Broncos, 11/15/15)	80 TD

*Tied NFL record **Taylor accounted for 79 yards, then lateralled to Robert Holmes for 14 yards.

INTERCEPTION RETURNS

Player (Opponent, Date)	Yards
1. Gary Barbaro (vs. Seattle, 12/11/77)	102 (TD)
2. Tim Collier (at Oakland, 12/18/77)	100 (TD)
Sean Smith (at Buffalo, 11/3/13)	100 (TD)
4. Dave Grayson (vs. New York Titans, 12/17/61)	99 (TD)
Kevin Ross (at San Diego, 9/6/92)	99 (TD)
6. Andy Studebaker (vs. Pittsburgh, 11/22/09)	94
7. Brandon Flowers (at New York Jets, 10/26/08)	91 (TD)
8. Mark McMillian (at San Diego, 12/14/97)	87 (TD)
9. Lloyd Burruss (Los Angeles Raiders, 10/28/91)	83
10. David Webster (vs. Oakland, 10/9/60)	80 (TD)
11. Jerome Woods (at Green Bay, 10/12/03)	79 (TD)

FUMBLE RETURNS

(Includes TD Returns Only)

Player (Opponent, Date)	Yards
1. Chris Martin (vs. Miami, 10/31/91)	101 (TD)
2. Gary Spani (at Oakland, 10/25/81)	91 (TD)
3. Derrick Thomas (at Seattle, 12/5/93)	86 (TD)
4. James Hasty (vs. Oakland, 9/8/96)	80 (TD)
Sammy Knight (vs. Washington, 10/16/05)	80 (TD)
6. Donnie Edwards (at Chicago, 9/12/99)	79 (TD)
7. Maurice Leggett (at Oakland, 11/30/08)	67 (TD)
8. Thomas Howard (at Pittsburgh, 9/6/81)	65 (TD)
9. Jerry Mays (vs. N.Y. Jets, 12/22/63)	58 (TD)
10. Tyron Brackenridge (at San Diego, 9/30/07)	50 (TD)
11. Whitey Paul (vs. Denver, 10/18/81)	47 (TD)
12. Johnny Robinson (at Baltimore, 9/28/70)	46 (TD)

PUNT RETURNS

Player (Opponent, Date)	Yards
1. Tyreek Hill (vs. San Diego, 1/1/17)	95 (TD)
2. Dexter McCluster (vs. San Diego, 9/13/10)	94 (TD)
3. Dante Hall (vs. Denver, 10/5/03)	93 (TD)
4. Tyreek Hill (at LA Chargers, 9/9/18)	91 (TD)
5. Dante Hall (vs. Arizona, 12/1/02)	90 (TD)
6. J.T. Smith (vs. Oakland, 9/23/79)	88 (TD)
7. Dale Carter (at Seattle, 11/22/92)	86 (TD)
Tamarick Vanover (vs. San Diego, 10/9/95)	86 (TD)
Dante Hall (vs. St. Louis, 12/8/02)	86 (TD)
10. *Jitter Fields (vs. Denver, 10/18/87)	85 (TD)
11. Tamarick Vanover (vs. Oakland, 1/2/00)	84 (TD)
12. Tamarick Vanover (vs. Buffalo, 9/14/97)	82 (TD)
13. Noland Smith (vs. New York Jets, 9/15/68)	80 (TD)
Tamarick Vanover (at Denver, 12/5/99)	80 (TD)

* Replacement game

KICKOFF RETURNS

Player (Opponent, Date)	Yards
1. Knile Davis (vs. Denver, 12/1/13)	108 (TD)
2. Knile Davis (vs. Houston, 1/9/16)	106 (TD)
3. Noland Smith (at Denver, 12/17/67)	106 (TD)
4. Dante Hall (vs. Pittsburgh, 9/14/03)	100 (TD)
5. Dave Grayson (at Denver, 9/7/63)	99 (TD)
Tamarick Vanover (at Seattle, 9/3/95)	99 (TD)
Knile Davis (vs. St. Louis, 10/26/14)	99 (TD)
8. Boyce Green (at Pittsburgh, 12/21/86)	97 (TD)
Tamarick Vanover (at Denver, 10/27/96)	97 (TD)
Dante Hall (at Baltimore, 9/28/03)	97 (TD)
Dante Hall (vs. Denver, 12/19/04)	97 (TD)
Jamaal Charles (vs. Pittsburgh, 11/22/09)	97 (TD)
Tremont Smith (at New England, 10/14/18)	97
13. Dante Hall (vs. San Diego, 11/28/04)	96 (TD)
Dante Hall (vs. Philadelphia, 10/2/05)	96 (TD)
15. Paul Palmer (vs. San Diego, 9/13/87)	95 (TD)

PUNTS

Player (Opponent, Date)	Yards
1. Dustin Colquitt (vs. San Diego 12/2/07)	81
2. Dan Stryzinski (vs. Oakland, 9/9/01)	76
3. Bob Grupp (vs. San Diego, 11/4/79)	74
4. Dustin Colquitt (vs. Oakland, 9/14/08)	73
5. Jerrel Wilson (at San Diego, 9/29/63)	72
Dustin Colquitt (at Oakland, 12/23/06)	72
Dustin Colquitt (at St. Louis, 12/19/10)	72
8. Dustin Colquitt (at Oakland, 12/23/12)	71
8. Jerrel Wilson (at Denver, 10/11/64)	70
Jerrel Wilson (vs. Buffalo, 10/18/64)	70
Jerrel Wilson (vs. Houston, 11/28/68)	70
Dustin Colquitt (at Jacksonville, 11/8/09)	70
12. Jerrel Wilson (at Oakland, 9/27/64)	69
Jerrel Wilson (vs. Buffalo, 10/2/66)	69

Jerrel Wilson (at Denver, 10/1/72)	69
Dustin Colquitt (at Oakland, 11/20/14)	69

FIELD GOALS

(Includes All FGs of 50+ Yards)

Player (Opponent, Date)	Yards	Player (Opponent, Date)	Yards
1. Nick Lowery (at Washington, 9/18/83)	58	Nick Lowery (at Houston, 9/20/92)	52
Nick Lowery (vs. Los Angeles Raiders, 9/12/85)	58	Eddie Murray (vs. Pittsburgh, 10/25/92)	52
3. Nick Lowery (vs. Seattle, 9/14/80)	57	Nick Lowery (vs. Denver, 9/20/93)	52
4. Jan Stenerud (at Denver, 10/4/70)	55	Pete Stoyanovich (at St. Louis, 10/26/97)	52
5. Jan Stenerud (at Houston, 9/9/67)	54	Lawrence Tynes (at Miami, 10/21/05)	52
Jan Stenerud (at Denver, 10/5/69)	54	Lawrence Tynes (at San Diego, 12/17/06)	52
Jan Stenerud (at San Francisco, 12/6/71)	54	Ryan Succop (vs. Oakland, 10/28/12)	52
Nick Lowery (vs. Los Angeles Raiders, 11/6/83)	54	Ryan Succop (vs. Carolina, 12/2/12)	52
Nick Lowery (at Detroit, 11/26/87)	54	38. Harrison Butker (vs. Denver, 10/30/17)	51
Pete Stoyanovich (vs. Denver, 11/16/97)	54	Ben Agajanian (vs. Buffalo, 11/12/61)	51
Ryan Succop (vs. Minnesota, 10/2/11)	54	Jan Stenerud (at Dallas, 11/10/75)	51
Cairo Santos (at Houston, 9/18/16)	54	Nick Lowery (at Houston, 10/9/88)	51
12. Harrison Butker (at Oakland, 10/19/17)	53	Nick Lowery (at New York Giants, 12/11/88)	51
Pete Stoyanovich (at Seattle, 11/8/98)	53	Pete Stoyanovich (vs. Detroit, 9/26/99)	51
Lawrence Tynes (vs. San Diego, 10/22/06)	53	Todd Peterson (vs. Denver, 12/16/01)	51
Ryan Succop (at Baltimore, 9/13/09)	53	Lawrence Tynes (at Miami 10/21/05)	51
Ryan Succop (at St. Louis, 12/19/10)	53	Ryan Succop (vs. Minnesota, 10/2/11)	51
Ryan Succop (vs. New York Jets, 12/11/11)	53	Cairo Santos (vs. Jacksonville, 11/6/16)	51
Cairo Santos (at San Diego, 10/19/14)	53	48. Mike Mercer (vs. San Diego, 11/6/66)	50
19. Jan Stenerud (at Miami, 9/28/68)	52	Jan Stenerud (vs. Oakland, 11/23/67)	50
Jan Stenerud (vs. Cincinnati, 10/13/68)	52	Jan Stenerud (at San Diego, 10/29/72)	50
Jan Stenerud (vs. Buffalo, 12/7/69)	52	Jan Stenerud (vs. Oakland, 12/8/74)	50
Jan Stenerud (at Washington, 10/10/76)	52	Nick Lowery (vs. Seattle, 9/14/80)	50
Nick Lowery (vs. Detroit, 10/26/80)	52	Nick Lowery (at Pittsburgh, 12/14/80)	50
Nick Lowery (vs. Oakland, 10/11/81)	52	Nick Lowery (vs. Denver, 9/18/88)	50
Nick Lowery (at Cincinnati, 9/9/84)	52	Nick Lowery (at Pittsburgh, 10/29/89)	50
Nick Lowery (at New York Giants, 11/25/84)	52	Pete Stoyanovich (at San Diego, 11/22/98)	50
Nick Lowery (at New Orleans, 9/8/85)	52	Morten Andersen (vs. Miami, 9/29/02)	50
Nick Lowery (at New Orleans, 9/8/85)	52	Lawrence Tynes (at Denver, 9/12/04)	50
Nick Lowery (at Detroit, 11/26/87)	52	Lawrence Tynes (at San Diego, 1/2/05)	50
		Ryan Succop (at Oakland, 11/15/09)	50

BIG YARDAGE DAYS

RUSHING

(Includes all players with 150 rushing yards)

Player (Opponent, Date)


1	Jamaal Charles (at Denver, 1/3/10)	259
2	Jamaal Charles (at New Orleans, 9/23/12)	233
3	Jamaal Charles (vs. Indianapolis, 12/23/12)	226
4	Larry Johnson (at Houston, 11/20/05)	211
5	Larry Johnson (vs. Cincinnati, 1/1/06)	201
6	Barry Word (vs. Detroit, 10/14/90)	200
7	Larry Johnson (vs. Denver, 9/28/08)	198
8	Priest Holmes (at Seattle, 11/24/02)	197
9	Joe Delaney (vs. Houston, 11/15/81)	193
10	Mike Garrett (vs. New York Jets, 11/5/67)	192
11	Derrick Blaylock (at New Orleans, 11/14/04)	186
12	Priest Holmes (at San Diego, 11/4/01)	181
13	Priest Holmes (at New England, 9/22/02)	180
14	Jamaal Charles (vs. Buffalo, 10/31/10)	177
15	Jamaal Charles (at Seattle, 11/28/10)	174
16	Larry Johnson (at St. Louis, 11/5/06)	172
	Kareem Hunt (at LA Chargers, 9/24/17)	172
18	Christian Okoye (vs. Dallas, 10/22/89)	170
19	Mike Garrett (at Denver, 12/17/67)	169
20	Priest Holmes (at Oakland, 12/9/01)	168
21	Larry Johnson (at New York Giants, 12/17/05)	167
22	Jamaal Charles (at Cleveland, 12/9/12)	165
23	Abner Hayes (vs. Buffalo, 9/30/62)	164
24	Priest Holmes (at San Diego, 11/30/03)	162
25	Mike Garrett (at San Diego, 12/18/66)	161
	Priest Holmes (at Denver, 12/15/02)	161
27	Jamaal Charles (vs. Seattle 11/16/14)	159
28	Abner Hayes (vs. Oakland, 11/26/61)	158
	Robert Holmes (at Cincinnati, 11/10/68)	158
30	Abner Hayes (at New York Titans, 11/24/60)	157
	Larry Johnson (vs. Denver, 11/23/06)	157
32	Abner Hayes (at Houston, 11/22/64)	156
	Christian Okoye (at Seattle, 11/1/89)	156
	Tony Richardson (vs. Denver, 12/17/00)	156
35	Larry Johnson (vs. Seattle, 10/29/06)	155
	Kareem Hunt (vs. LA Chargers, 12/16/17)	155
37	Larry Johnson (vs. Oakland, 11/19/06)	154
	Jamaal Charles (vs. Cleveland, 12/20/09)	154
39	Priest Holmes (at New York Jets, 10/6/02)	152



Jamaal Charles



Barry Word



Priest Holmes




Joe Delaney

PASSING

(Includes all players with 350 passing yards)

Player (Opponent, Date)

1	Elvis Grbac (at Oakland, 11/5/00)	504
2	Patrick Mahomes (at LA Rams, 11/19/18)	478
3	Matt Cassel (at Denver, 11/14/10)	469
4	Len Dawson (vs. Denver, 11/1/64)	435
5	Bill Kenney (at San Diego, 12/11/83)	411
6	Trent Green (at Green Bay, 10/12/03)	400
7	Bill Kenney (at New Orleans, 9/8/85)	397
	Trent Green (at Denver, 12/7/03)	397
9	Steve DeBerg (at Denver, 9/17/90)	395
10	Joe Montana (at Denver, 10/17/94)	393
11	Trent Green (vs. Indianapolis, 10/31/04)	389
12	Mike Livingston (vs. Miami, 10/19/69)	381
	Len Dawson (vs. San Diego, 11/10/74)	381
	Trent Green (vs. New England, 11/22/04)	381
15	Patrick Mahomes (at Cleveland, 11/4/18)	375
16	Trent Green (at San Diego, 1/2/05)	373
17	Trent Green (at Tampa Bay, 11/7/04)	369
18	Trent Green (vs. Cleveland, 11/9/03)	368
	Alex Smith (at New England, 9/7/17)	368
20	Alex Smith (at NY Jets) 12/3/17)	366
21	Bill Kenney (at Denver, 10/30/83)	365
22	Alex Smith (vs. San Diego, 9/11/16)	363
23	Len Dawson (at San Diego, 10/15/67)	364
24	Joe Montana (at Atlanta, 9/18/94)	361
25	Patrick Mahomes (vs. Cincinnati, 10/21/18)	358
	Trent Green (vs. Oakland, 12/25/04)	358
27	Len Dawson (at Buffalo, 12/12/65)	356
28	Patrick Mahomes (at New England, 10/14/18)	352




Elvis Grbac



Len Dawson



Bill Kenney



Trent Green



Stephone Paige



J.J. Birden



(Includes all players
with 150 receiving
yards)

- 1 Stephone Paige - 8
rec. (vs. San Diego,
12/22/85) 309
- 2 **Tyreek Hill - 10 rec.
(at LA Rams,
11/19/18) 215**
- 3 Curtis McClinton - 5
rec. (vs. Denver,
12/19/65) 213
- 4 Stephone Paige - 10
rec. (at Denver,
9/17/90) 206
- 5 Carlos Carson - 9 rec.
(at San Diego,
10/25/87) 197
- 6 Otis Taylor - 6 rec.
(vs. Pittsburgh,
10/18/71) 190
- 7 J.J. Birden - 8 rec. (at
Raiders,
12/22/91) 188
- 8 Otis Taylor - 5 rec.
(vs. Houston,
10/30/66) 187
- 9 Dwayne Bowe - 13
rec. (at Denver,
11/14/10) 186
- 10 **Tyreek Hill - 6 rec.
(at NY Jets, 12/3/17)
..... 185**
- 11 Larry Brunson - 8 rec.
(vs. San Diego,
11/10/74) 184
- 12 Henry Marshall - 9
rec. (at Baltimore,
12/21/80) 176
- 13 Frank Jackson - 10
rec. (at New York Jets,
11/29/64) 175
- 14 Carlos Carson - 8 rec.
(at New Orleans,
9/8/85) 173
- 15 Derrick Alexander - 5
rec. (at San Diego,
11/22/98) 173
- 16 Chris Burford - 10 rec.
(at Boston, 10/12/62)
..... 171
- 17 Dwayne Bowe - 13
rec. (at Seattle,
11/28/10) 170
- 18 **Tyreek Hill - 7 rec
(at LA Chargers,
9/9/18) 169**
- 19 Willie Davis - 5 rec.
(vs. Philadelphia,
10/11/92) 167
- 20 Henry Marshall - 8
rec. (vs. Seattle,
12/9/84) 166
- 21 Carlos Carson - 7 rec.
(vs. San Diego,
10/14/84) 165
- 22 Carlos Carson - 7 rec.
(at San Diego,
12/11/84) 165
- 23 Dwayne Bowe - 8 rec.
(at San Diego,
9/30/07) 164
- 24 Stephone Paige - 7
rec. (at Pittsburgh,
10/9/89) 163
- 25 Carlos Carson - 5 rec.
(at New York Jets,
10/2/88) 162
- 26 Andre Rison - 8 rec.
(at Oakland, 9/8/97)
..... 162
- 27 **Jeremy Maclin - 9 rec.
(vs. Buffalo, 11/29/15)
..... 160**
- 28 **Travis Kelce - 11 rec
(vs. Denver,
12/15/16) 160**
- 29 Emile Harry - 11 rec.
(at Cleveland,
11/24/91) 159
- 30 Chris Burford - 10 rec.
(at Boston, 9/25/66)
..... 155
- 31 Willie Davis - 6 rec. (at
Seattle, 9/3/95) .. 155
- 32 Derrick Alexander - 6
rec. (at Chicago,
9/12/99) 154
- 33 Carlos Carson - 5 rec.
(at New York Giants,
11/25/84) 153
- 34 Derrick Alexander - 5
rec. (vs. Seattle,
10/2/00) 153
- 35 Dwayne Bowe - 6 rec.
(vs. Tennessee,
12/26/10) 153
- 36 Eddie Kennison - 7
rec. (vs. Cincinnati
1/1/06) 151

GAME-WINNING FIELD GOALS

Of the 42 game-winning field goals in franchise annals, the biggest was a 25-yard kick by K Tommy Brooker that ended the second-longest game in pro football history. Brooker's FG concluded the 1962 AFL Championship Game with an elapsed time of 77:54 as the Dallas Texans claimed a 20-17 win at Houston (12/13/62). Brooker received a celebratory postgame escort off the field from TE Fred Arbanas (#84) and DB Bobby Hunt (#20). Among the nine other kickers to hit a game-winning kick for Kansas City, K Nick Lowery booted a team-record 14 game-winning FGs, while K Pete Stoyanovich owns the longest kick to ever win a game for the Chiefs, a 54-yard effort vs. Denver (11/16/97).

Final				Final			
Date	Opp.	Kicker	Length Score	Date	Opp.	Kicker	Length Score
10/21/62	NYT	Brooker	42 20-17	10/10/93	CIN	Lowery	37 17-15
12/23/62	@ HOU	Brooker	25 20-17 2 OT*	1/8/94	PIT	Lowery	32 27-24 OT
12/7/69	BUF	Stenerud	25 22-19	9/10/95	NYG	Elliott	23 20-17 OT
12/12/71	OAK	Stenerud	10 16-14	9/28/97	SEA	Stoyanovich	41 20-17 OT
9/25/72	@ NO	Stenerud	22 20-17	11/16/97	DEN	Stoyanovich	54 24-22
10/7/73	DEN	Stenerud	39 16-14	11/28/99	@ OAK	Stoyanovich	44 37-34
10/19/75	@ SD	Stenerud	27 12-10	12/12/99	MIN	Stoyanovich	38 31-28
11/23/75	DET	Stenerud	26 24-21 OT	12/10/00	CAR	Peterson	33 15-14
10/17/76	@ MIA	Stenerud	34 20-17 OT	12/16/01	DEN	Peterson	32 26-23 OT
12/9/79	@ BALT	Stenerud	43 10-7	9/8/02	@ CLE	Andersen	30 40-39
10/26/80	DET	Lowery	40 20-17	12/22/02	SD	Husted	38 24-22
10/23/83	@ HOU	Lowery	41 13-10 OT	11/23/03	OAK	Andersen	35 27-24
12/2/84	DEN	Lowery	42 16-13	12/25/04	OAK	Tynes	38 31-30
9/28/86	@ BUF	Lowery	46 20-17	10/8/06	@ ARZ	Tynes	19 23-20
11/2/86	@ SD	Lowery	37 24-23	10/22/06	SD	Tynes	53 30-27
11/13/88	CIN	Lowery	39 31-28	11/22/09	PIT	Succop	22 27-24 OT
11/20/88	SEA	Lowery	40 27-24	10/31/10	BUF	Succop	35 13-10 OT
12/24/89	@ MIA	Lowery	41 27-24	10/23/11	SD	Succop	30 23-20 OT
12/4/90	RAI	Lowery	41 9-7	9/23/12	@ NO	Succop	31 27-24 OT
12/23/90	@ SD	Lowery	32 24-21	10/19/17	@ SD	Santos	48 23-20
12/8/91	SD	Lowery	18 20-17 OT	11/13/16	@ CAR	Santos	37 20-17
11/8/92	SD	Lowery	36 16-14	11/27/16	@ DEN	Santos	34 30-27 OT
				10/2/17	WAS	Butker	34 29-20

*AFL Championship Game

CHIEFS RECORD WHEN... (All-Time)

Regular Season:	466-417-12 (.527)	Home:	271-169-4 (.615)
Preseason:	133-116-3 (.534)	Cotton Bowl:	15-6-0 (.714)
Postseason:	9-18-0 (.333)	Municipal Stadium:	44-16-3 (.698)
		Arrowhead Stadium:	213-147-1 (.591)
(Regular Season Only)		Away:	192-248-8 (.438)
In overtime games:	16-19-2 (.434)	vs. AFC:	287-293-5 (.495)*
In Primetime contests:	58-35-0 (.624)	vs. AFC West:	216-177-3 (.549)*
		vs. NFC:	89-76-2 (.539)*

*Since 1970

CHIEFS RECORD WHEN... (2000-17)

Regular Season:	151-147	Scoring 20 points or more:	122-51
Preseason:	26-47	Scoring 30 points or more:	65-16
Postseason:	1-7		
(Regular Season Only)		Allowing 10 points or less:	40-2
Home:	88-61	Allowing 20 points or less:	96-42
Away:	63-87	Allowing 30 points or less:	74-90
		Allowing more than 30 points:	8-55
vs. AFC:	112-112	Scoring first:	103-54
vs. AFC West:	62-53	Scoring on first drive:	55-31
vs. NFC:	39-36	Opponent scores on first drive:	29-53
Outdoors:	142-136	Outcome three points or less:	23-36
Indoors:	9-12	Outcome seven points or less:	58-67
On grass:	136-119	Playing in overtime:	8-13
On artificial turf:	16-30		
Playing in season openers:	8-11	Leading at half:	91-31
Playing in season finales:	7-10	Trailing at half:	26-93
		Tied at half:	8-14
Playing in September:	33-31	Leading after three quarters:	50-19
Playing in October:	44-31	Trailing after three quarters:	19-104
Playing in November:	30-44	Tied after three quarters:	8-14
Playing in December:	39-39		
Playing in January:	5-3	Positive turnover margin:	31-34
Scoring fewer than 10 points:	2-31	Negative turnover margin:	19-13
Scoring 10 points or more:	135-111	Even turnover margin:	27-30

CHIEFS RECORD WHEN PRODUCING...

	1960-17 Record	1995-17 Record	2009-17 Record	1960-17 Two or More
100-Yard Receiver	128-99-5 (.563)	71-53-0 (.573)	34-17-0 (.667)	12-13-0 (.480)
100-Yard Rusher	140-53-3 (.721)	73-32-0 (.695)	25-12-0 (.676)	5-1-0 (.833)
300-Yard Passer	48-58-1 (.453)	29-31-0 (.483)	13-10-0 (.565)	0-0-0 (.000)

CHIEFS RECORD WHEN ALLOWING...

	1960-17 Record	1995-17 Record	2009-17 Record	1960-17 Two or More
100-Yard Receiver	114-118-5 (.492)	65-63-0 (.508)	28-26-0 (.519)	9-11-1 (.452)
100-Yard Rusher	48-133-4 (.270)	31-68-0 (.313)	13-23-0 (.361)	2-8-0 (.200)
300-Yard Passer	46-62-1 (.427)	30-40-0 (.429)	16-22-0 (.421)	0-0-0 (.000)