



KANSAS CITY
CHIEFS

2016 Media Guide

Table of Contents



Staff	1
Lamar Hunt	1
Player Personnel and Scouting	40
Staff	49
Chiefs Radio Network	55
2016 Chiefs Training Camp	56
Chiefs Preseason TV - A 65TPT Production	57
Players	59
Chiefs History prior to 1972	265
Chiefs History 1972-1995	270
Chiefs History 1996 to present	275
Chiefs Logo History	286
Chiefs Uniform History	287
Origin of the term "Super Bowl"	291
All-time review	292
Head Coaching History	293
Yearly Stats 2010s	294
Yearly Stats 2000s	300
Yearly Stats 1990s	310
Yearly Stats 1980s	320
Yearly Stats 1970s	330
Yearly Stats 1960s	340
All-Time Attendance	350
Regular Season Home/Road Records	352
Chiefs vs/ AFC West	353
Chiefs vs/ NFC	354
Chiefs on Monday Night Football	355
Chiefs in Overtime	356
Chiefs in Other Primetime Contests	357
Governor's Cup Series	358
Thanksgiving Day Games	359
Homes of the Chiefs	360
Arrowhead's Football Tradition	362
College Football at Arrowhead	363
Major Arrowhead Events	364
Chiefs in the American Bowl	365
Chiefs vs. the NFL	366
Playoff History	378
Playoff Game Summaries	379
All-Time Roster	406
All-Time Numerical Roster	424
All-Time Assistant Coaches	435
All-Time Practice Squad	438
All-Time Drafts	441

All-Time Starting Quarterbacks	451
All-Time Chiefs Starting QB Records	452
Game-by-Game Starting Quarterbacks	453
AFC Championship Game Results	461
NFC Championship Game Results	462
Super Bowl Results	463
Chiefs in the Pro Football Hall of Fame	465
Other Pro Football Hall of Famers	476
Chiefs Hall of Fame	478
Mack Lee Hill & Derrick Thomas Awards	491
NFL Man of the Year Award	492
AFL All-Star Selections	493
AFC-NFL Pro Bowl Selections	494
All-Time Honors	494
All-League, All-Conference Honors	499
Retired Jerseys	503
Chiefs Individual Records	506
Team Records	529
Team Defensive Records	545
Opponent Records	554
Chiefs Individual Playoff Records	556
Chiefs Team Playoff Records	562
Playoff Team Defensive Records	565
Playoff Opponent Records	567
Superlatives	570
Opponents' Superlatives	581
All-Time Miscellaneous Scores	590
Year-By-Year Leaders	596
Career Leaders	605
Longest Plays	612
Big Yardage Days	615
Chiefs Record When...	617



LAMAR HUNT

Founder

- Born: August 2, 1932
- Died: December 13, 2006
- Pro Football Hall of Fame: 1972





Super Bowls

'62 '66 '69

AFL Titles

'62 '66 '68 '71 '93

Division Titles

HOF 72

The National Football League and the American sports community lost a true treasure on December 13, 2006 when Chiefs Founder Lamar Hunt passed away in Dallas, Texas, at the age of 74.

Hunt was originally diagnosed with prostate cancer in 1998 and quietly underwent many treatments and surgeries over the next eight years. He maintained his active schedule until entering the hospital for the final time on Nov. 22, 2006. He is survived by his wife, Norma, and four children; Lamar Jr., Sharron, Clark and Daniel. He was also the proud grandfather of 15 grandchildren.

Hunt is universally recognized as one of the greatest sportsmen in American history. No one would have savored the 50th anniversary celebrations for the American Football League and the Chiefs franchise in 2009 or the celebration of the team's 50th season in Kansas City during 2012 more than Hunt, the individual who served as the guiding force behind the formation of both football entities.

Hunt served as a positive influence on the game for 47 years dating back to his inception of the American Football League in 1959. He was the first AFL figure to be enshrined into the Pro Football Hall of Fame in 1972, a remarkable feat considering he became involved in the game just 13 years earlier.

As the catalyst who brought together the whimsically named "Foolish Club" comprised of the eight original AFL owners, Hunt's "impossible dream" became a reality when his fledgling league took the field for the 1960 season. On June 8, 1966, the AFL-NFL merger was announced by NFL Commissioner Pete Rozelle, and on Jan. 15, 1967, Hunt's Kansas City Chiefs were participating in the inaugural Super Bowl.

"Before there was a player, coach or a general manager in the league, there was Lamar Hunt," late Patriots owner William Sullivan remarked at Hunt's Hall of Fame induction ceremony. "Hunt was the cornerstone, the integrity of the league. Without him, there would have been no AFL."

Despite his many accomplishments, Hunt's humility was one of his most unwavering and endearing traits. While he modestly declined to take credit for his efforts, he truly played an important role in the design, ongoing development and direction of the modern-day National Football League.

Whether it was serving as the central figure behind the formation of the AFL, playing a key role in the AFL-NFL merger talks in the 1960s, or overseeing many crucial issues concerning pro football and the Chiefs franchise over five decades, few individuals helped change the face of America's favorite game for the better as much as this quiet Texan.

In addition to being a principal negotiator in the merger of the AFL and NFL in the late 1960s, he was a contributor to the design of the NFL playoff format. He is also credited with unintentionally putting the name "Super Bowl" on the NFL's championship game — the

name coming from his children's toy "Super Ball." It was Hunt who not only recommended enumerating each Super Bowl with Roman numerals, but he also suggested that the league's iconic championship trophy bear the name of Vince Lombardi.

For years, he was an advocate of the two-point conversion — a college and AFL rule that was finally adopted by the NFL in 1994. Hunt had also lobbied for many years that an additional Thanksgiving game be added to the NFL schedule, efforts that were rewarded when the Chiefs hosted the first-ever Thanksgiving contest at Arrowhead in 2006.



Chiefs Founder Lamar Hunt holds for his son, future Chiefs Chairman and CEO Clark Hunt.

When Arrowhead Stadium re-opened in 2010, Hunt's legacy was honored in Founder's Plaza, an expansive outdoor area that forms a dramatic entrance to the north side of the facility. A nine-foot heroic statue of Hunt stands as a tribute to the Chiefs late founder. In addition, eight fountains for the original eight AFL franchises symbolize Lamar's innovation and dedication to growing the game of football.

Perhaps Hunt's biggest influence on the league was his quiet, yet persuasive voice of reason. Hunt's name is rightfully mentioned alongside other legendary family surnames in pro football history such as Halas, Mara and Rooney for his commitment to putting the betterment of the league ahead of any potential individual gain. His AFL model for the equal sharing of television revenue has helped maintain competitive balance in the NFL for many years.

As the founder of the AFL, he helped pave the way for much of the modern growth of pro football. Possibly the greatest tribute to his contributions to the sport was the naming of the Lamar Hunt Trophy, which is presented annually to the champion of the American Football Conference.

The early days of the AFL were problem-filled and often tenuous, but Hunt saw his Dallas Texans achieve on-field success. In 1962, the Texans won the AFL Championship with a double-OT victory over the Houston Oilers, the first of three titles won by his franchise during the league's 10-year existence.

Hunt moved his team to Kansas City in 1963, where the organization was renamed the Chiefs. His team truly put Kansas City on the "big-league" map, thanks to a star-studded squad that was the winningest in the 10-year history of the AFL. The Chiefs were among the first

teams to scout and sign players from historically black colleges and universities, a progressive approach that yielded key performers such as DT Buck Buchanan, LB Willie Lanier, WR Otis Taylor and CB Emmitt Thomas.

Hunt's team repeated as league champions in both 1966 and 1969. The Chiefs claimed Kansas City's first major sports championship by defeating Minnesota in Super Bowl IV. In the late 1960s, Hunt was closely involved in the original plans for Arrowhead. While other venues of a similar vintage have long since been demolished, Arrowhead serves as a point of pride for Kansas City.

Thanks in large part to the vision and lobbying efforts of Hunt, Jackson County (Missouri) voters approved a 3/8 cent sales tax in April of 2006. That measure raised \$250 million for renovation efforts at Arrowhead. Hunt's longtime dream of hosting a Super Bowl in Kansas City appeared to become a reality when NFL Commissioner Paul Tagliabue announced on November 16, 2005 that NFL owners had passed a proposal to bring the NFL's championship game to Kansas City in February of 2015.

Unfortunately, a provision in the April 2006 election that would have resurrected the "rolling roof" concept for Arrowhead Stadium did not pass. The "rolling roof" was part of Hunt's initial vision for Arrowhead in the 1960s. In its 21st century incarnation, the "rolling roof" would have provided a climate-controlled facility suitable for hosting the Super Bowl, the Final Four and other major events.

Hunt also worked diligently to bring college football to Kansas City. Arrowhead hosted the Dr Pepper Big 12 Conference Championship Game for the fifth time in 2008. In addition to numerous other college football games, Arrowhead also served as a venue for international soccer matches thanks to Hunt.

During the 1990s, Hunt took great pride in his franchise's on-field resurgence as Kansas City compiled a 102-58 (.638) regular season record. Under Hunt's stewardship, the Chiefs developed an intensely-loyal fan following, not just in mid-America, but across the country and around the globe. Kansas City represented the NFL in four American Bowl contests — Berlin, Germany (1990), Tokyo, Japan (1994, 1998) and Monterrey, Mexico (1996) and has since gone on to host a game in London (2015).

Nicknamed "Games" during his childhood, Hunt's love of sports was his true lifeblood, an enthusiasm which led to his involvement in six different professional sports leagues and seven sports franchises. Hunt was involved in the development of both NASL and World Championship Tennis.

Hunt was inducted into the respective Halls of Fame of both United States Soccer (1982) and International Tennis (1993). He was also honored by the state Sports Halls of Fame of both Texas (1984) and Missouri (1995). In total, Hunt has been selected to 11 "Halls of Fame." In 2008, Hunt's bust was added to the "Hall of Famous Missourians" at the state capitol in Jefferson City, Missouri.

In 1981, Hunt was inducted into the NFL Alumni Association's prestigious Order of the Leather Helmet. He also received the Francis J. "Reds" Bagnell Award from the Maxwell Club in 1993.

In August of 2009, the Lamar Hunt Super Bowl Gallery officially opened at the Pro Football Hall of Fame in Canton, Ohio. This 4,000-square foot exhibit showcases the greatest moments in Super Bowl history¹⁹⁹ and is appropriately named after the individual who gave the world's biggest single-game sporting spectacle its current moniker.

In October of 2009, the Missouri DOT officially designated a stretch of I-435 near the Truman Sports Complex as the "Lamar Hunt Memorial Highway."

Truly a sportsman for all seasons, Soccer America Magazine named Hunt one of its "25 Most Influential People" in 1999 after the 95-year-old U.S. Open Cup was renamed the "Lamar Hunt U.S. Open Cup." That same year he also received the U.S. Soccer Federation Hall of Fame Medal of Honor, joining former U.S. Soccer President Alan Rothenberg as the only other individual to earn that prestigious distinction. In 2005, the U.S. Soccer Foundation honored Hunt with its Lifetime Achievement Award.

The Hunt family served as the Investor/Operators of the Kansas City Wizards (Sporting KC) franchise of Major League Soccer from 1995-2006 and claimed the 2000 MLS Cup. The Hunt family served as the Investor/Operators of the Kansas City Wizards (Sporting KC) franchise of Major League Soccer from 1995-06 and claimed the 2000 MLS Cup. They also founded and operated the Columbus Crew for 18 years, eventually selling the operating rights of the Crew in 2013. The Hunt family still oversees the operations of F.C. Dallas. Hunt was also one of the founding investors in the six-time World Champion Chicago Bulls of the National Basketball Association. In total, the Hunt family owns 15 championship rings from five different professional sports associations (AFL/NFL, MLS, NBA, NASL and the U.S. Soccer "Open Cup").

A highly-successful businessman outside of sports, one of Hunt's most notable innovations was SubTropolis, the world's largest underground business complex, located just north of Arrowhead. Hunt also envisioned and developed Worlds of Fun, a 165-acre family entertainment complex which opened in 1973, as well as the 60-acre family water recreation park, Oceans of Fun, which was completed in 1982. While both of those entities were sold in 1995, Hunt Midwest Enterprises continues to oversee a diverse range of business interests.

Hunt was born on Aug. 2, 1932 in El Dorado, Ark., and graduated from SMU with a B.S. in Geology in 1956. While at SMU, he was a three-year reserve end on the varsity football team. Hunt was an avid supporter of his alma mater and was an annual fixture at the Cotton Bowl. In May of 2008, he was posthumously inducted as one of four inaugural members of the SMU Athletics Hall of Fame.

Hunt's wife, Norma, continues to be involved in numerous philanthropic and civic efforts in Texas and in Kansas City. She owns the distinction of being the only woman known to have attended all 50 Super Bowls, and was selected to preside over the coin toss at Super Bowl XLI along with Hall of Fame QB Dan Marino.



CLARK HUNT

Chairman & CEO



- *Chairman & CEO: 2010-16*
- *Chairman of the Board: 2005-09*
- *Vice Chairman: 2002-04*



Clark Hunt has been involved in the leadership of the Kansas City Chiefs for more than a decade and currently serves as the club's Chairman and CEO.

In January 2013, Hunt ushered in a new era of Chiefs leadership, hiring Head Coach Andy Reid on Jan. 7, and General Manager John Dorsey a week later on Jan. 14. Hunt also modified the leadership structure of the organization, announcing that for the first time in club history, the head coach, the general manager and the team president would all report directly to the chairman and CEO.

"I am very excited for the future of Chiefs football under Andy, John and President Mark Donovan," Hunt said upon hiring Reid and Dorsey. "I truly believe we have the best leaders in place to guide this franchise to many successful seasons."

In the club's first three seasons with Hunt's new leadership team at the helm, the Chiefs won more games (31) than any other new regime in that amount of time in franchise history. Off the field, the Chiefs have made significant strides developing the fan experience, utilizing new technologies and innovative ideas.

In 2013, Hunt and the Chiefs enjoyed a record-setting resurgence under the direction of Reid and Dorsey en route to a return to the NFL postseason. Kansas City set a franchise record for the best single-season turnaround in the organization's 57-year history as the team finished with an 11-5 record — a nine-win improvement from the 2012 season.

Following the dramatic turnaround in 2013, Hunt was named the 2014 Waddell & Reed Executive of the Year by the Kansas City Sports Commission for his outstanding leadership in the Kansas City sports community.

The Chiefs returned to the postseason following the 2015 season, which saw a historic turnaround from a 1-5 record to a franchise-record 10-game win streak to close out the season. The club went on to a 30-point shutout victory at Houston in the Wild Card round of the playoffs, marking the franchise's first postseason victory in more than 20 years.

Hunt's proven business acumen, coupled with two decades of experience working side-by-side with his father, American sports pioneer and Chiefs Founder Lamar Hunt, helped shape his vision for the storied franchise.

"Our fans are the foundation of the Chiefs. Our goal is to provide them with a team that can consistently compete for championships and the best gameday experience in the National Football League," Hunt said.

To meet that goal, Hunt and his family committed \$125 million to the renovation of Arrowhead Stadium — an extensive modernization project that will keep Kansas City "The Home of the Chiefs" for decades to come. The \$375-million renovation provides Chiefs fans with the first-class amenities of the finest sports venues in the world while maintaining the distinct soul and mystique

that makes Arrowhead one of the most iconic stadiums in the NFL.

In addition to the on-field turnaround, Hunt is also focused on improving the gameday experience for Chiefs fans. In 2013, the Chiefs installed a new stadium-wide Wi-Fi network and launched the Chiefs Mobile application, enabling fans to connect to their team and to each other in new, unique ways.

Over the last several years, Hunt has emerged as a leading voice among NFL owners. Hunt was one of 10 NFL owners charged by Commissioner Roger Goodell with negotiating the NFL's new Collective Bargaining Agreement which was completed in 2011. Goodell praised Hunt's ability to find creative compromises throughout the process and for his leadership in the negotiations.

"[Clark] had a critical role in getting [the] agreement completed and getting us back to football," Commissioner Goodell said in August 2011. "He is very credible, very smart and has a very strong ability to listen and find solutions. He was very effective with both sides. The players clearly expressed that to me, and the owners have expressed that to me. He has, obviously, not only my respect but, obviously, the respect of everyone involved in the negotiations."

In 2006, Hunt was asked to serve on the eight-member Commissioner Search Committee which recommended Goodell as the successor to then-Commissioner Paul Tagliabue. In 2007, Commissioner Goodell appointed Hunt to the NFL's Digital Media and International Committees, as well as the Executive Committee of the NFL Management Council. In 2011, Hunt was named Chairman of the International Committee and joined the league's Finance Committee. In 2015, Hunt was named as one of six members to the NFL's Committee on Los Angeles Opportunities. The committee evaluated various aspects of the league's potential return to Los Angeles, which came to fruition in early 2016 as the St. Louis Rams relocated to Los Angeles, the city where they spent 48 years (1946-1994) playing professional football.

As Chairman of the International Committee, Hunt has played a key role in expanding the league's International Series and the NFL's footprint overseas. The league has hosted a regular-season contest in London's iconic Wembley Stadium since 2007. In response to the overwhelming demand from NFL fans in the United Kingdom, the league expanded the International Series to feature two games in 2013 and three games in the 2014 and 2015 seasons. In 2015, the Chiefs hosted the Detroit Lions in the third of three International Series games at Wembley Stadium, leaving the UK with a 45-10 victory. The league will again host three games in London in 2016, including two at Wembley Stadium and for the first time, one game is scheduled to be held at Twickenham Stadium, home of the English rugby union team. At the conclusion of the 2016 season, 23 teams will have played

a total of 17 London contests.

In addition to his work at the league level, Hunt and his family continue to innovate and invest in new ways to reach fans. In 2013, after more than a year in development, the Hunt family debuted the first phase of the Arrowhead Art Collection, highlighting regional artwork while promoting culture, providing educational opportunities and engaging the community in a way that touches individuals of all ages and walks of life. In total, more than 30 pieces of art have been installed at Arrowhead Stadium, combining two parts of the cultural pieces of Kansas City — sports and the arts — inside a regional architectural masterpiece in its own right, Arrowhead Stadium.

The Dallas, Texas, native is also a founding investor-operator in Major League Soccer. Hunt serves as Chairman of Hunt Sports Group and FC Dallas. Hunt and his family were instrumental in bringing professional soccer to Kansas City, founding a charter franchise, the Kansas City Wizards, later renamed Sporting Kansas City. Hunt Sports Group sold the Kansas City franchise to local investors in 2006. In 2013, Hunt Sports Group sold the operating rights of the Columbus Crew franchise after founding the club and 18 years of ownership. Hunt is actively involved in the continued growth of MLS and serves as a member of the MLS Board of Governors, and Commissioner Don Garber's Executive Committee, and he is chairman of the competition committee.

Since 2000, Hunt Sports Group has celebrated eight championships with three different MLS clubs, including the 2000 (Kansas City) and 2008 (Columbus) MLS Cup Championships. Hunt Sports Group clubs also claimed the Lamar Hunt U.S. Open Cup in 2002 (Columbus) and 2004 (Kansas City), and earned the MLS Supporters' Shield — awarded to the MLS club with the best regular-season record — four times.

Hunt Sports Group has also been at the forefront of stadium development in the United States. In 1999, the Hunt family constructed Crew Stadium in Columbus, Ohio — the first soccer-specific stadium in the United States. In 2005, Hunt Sports Group opened FC Dallas Stadium in Frisco, Texas, which is widely regarded as one of the world's most unique soccer facilities. The stadium has served as a model for soccer-specific stadiums in North America.

Hunt graduated first in his class at Southern Methodist University in 1987, earning a degree in Business Administration with a concentration in finance. He was a two-time recipient of the university's highest academic honor, the Provost Award for Outstanding Scholar. During his career, he was a four-year letterman on the Mustangs nationally-ranked soccer team, earning first-team Academic All-America honors as a junior and

senior and serving as a tri-captain his final season. He was named one of the SMU Cox School of Business Outstanding Young Alumni in 2004, and in 2005, he was appointed to the Cox School Executive Board of Trustees. Hunt currently serves on the SMU Board of Trustees.

Clark Knobel Hunt graduated from the St. Mark's School of Texas in 1983. He is married to the former Tavia Shackles of Kansas City. The Hunts are actively involved in numerous philanthropic initiatives in both Kansas City and Dallas, including Harvesters and Lift Up America, as well as the annual Chiefs Charity Game.

In its 33rd year, the Chiefs Charity Game is one of the many Kansas City traditions started by the Hunt family and is the longest-running and most successful charity game in the NFL. Last year's game, the first of a three-year stretch benefitting The Children's Place, raised a record of more than \$730,000. The initiative has netted nearly \$6 million for various charities over the last 15 years. The club was named 2016 Business Philanthropist of the Year by Nonprofit Connect, an association linking the nonprofit community to education, resources and networking opportunities so organizations can more effectively achieve their missions.

In addition to the Chiefs Charity Game, the Hunt family continues its support of many city and team-themed traditions that were established under the leadership of franchise Founder Lamar Hunt. Included in this list of Hunt family traditions are the 101 Awards — Kansas City's Salute to Professional Football, which celebrated its 46th edition in 2015, 50-plus years of the Chiefs Kickoff Luncheon and 25 years of Red Friday.

In September 2012, the Hunts served as honorary chairs for the 2012 "Treads & Threads" charity event benefiting The University of Kansas Hospital.

As part of the Chiefs celebration of 50 years in Kansas City in 2012, Hunt served as the featured speaker at the 10th Annual American Royal Business and Scholarship Luncheon, joining scholarship winners and the business community to kick off the American Royal Season, which has been a Kansas City tradition since 1899.

In April 2013, Hunt and his family received the Metropolitan Community College 'Five Star Award' for their significant contributions to the Kansas City community over the last five decades. Hunt was also recognized as a Community SuperStar by the Jewish Community Center of Greater Kansas City for his commitment to the city through athletics and charitable giving in 2013. In October 2013, Clark and Tavia Hunt served as honorary co-chairs of the Kemper Museum Gala and are serving as Honorary Co-Chairs at the 2016 JDRF Dream Gala.

The Hunts have three children — Gracelyn, Knobel and Ava.



MARK DONOVAN

President



- 18th Year in NFL
- 8th with Chiefs

Entering his 18th season in the National Football League and his eighth season in Kansas City in 2016, Mark Donovan was named the fifth president in Chiefs history in January 2011 after serving two years as the club's chief operating officer. As president, Donovan is responsible for all aspects of the club's business operations and reports directly to Chairman and CEO Clark Hunt.

Donovan brings unique experience and perspective to the team. He is one of only a few executives league-wide who has worked both at the NFL league office and for a club, with valuable perspective and strong relationships both in the Kansas City area and on a national level.

Building on the direction of the Hunt family and Founder Lamar Hunt, Donovan has led a renewed focus on the Chiefs fan experience. The team has emerged as a league leader in fan engagement with a focus on introducing technology-based solutions and celebrating the traditions and fan rituals that make Arrowhead special.

During Donovan's tenure, the Chiefs have invested heavily in enhancing the in-stadium experience for fans at Arrowhead. Those features include a stadium-wide Wi-Fi network and the Chiefs Mobile app, offering fans a fully integrated mobile experience at their fingertips. The free app puts live video, including in-game highlights and replay, in the palm of your hand. It includes access to NFL Red Zone, providing the ability to get highlights from around the NFL on game day. The app also offers locations services, customer relations issue reporting, as well as in-game statistics, player and coach biographies, news, videos, photos and much more.

After introducing ticketless technology in 2012-13, the Chiefs expanded to mobile ticketing for the 2015 season, allowing fans to manage their accounts and tickets from their phones while still having access to membership benefits such as exclusive content and a points-based rewards program, Chiefs Kingdom Rewards. In 2015 the club announced the expansion of the rewards program to all fans worldwide. This enables Season Ticket Members and non-Season Ticket Members alike the opportunity to earn rewards points for simply being a Chiefs fan. Those points can be entered daily for unique prizes and experiences. In 2015, Donovan was selected to serve on the NFL Alternative Pricing Working Group that will focus on the future of ticketing in the NFL.

Since his arrival in 2009, Donovan has led a focus on expanding the media presence of the Chiefs. Kansas City's award-winning production group, 65 Toss Power Trap Productions, has continued a trend of program expansion on chiefs.com and through local broadcast partners with six web-based programs, as well as channels dedicated to press conferences, highlights and community events. Chiefs content, including the team's four preseason broadcasts, is delivered to more than 5 million total television households across seven states

(Missouri, Kansas, Nebraska, Oklahoma, Arkansas, Iowa and Illinois) through the club's affiliate network.

Under Donovan's leadership, the Kansas City Chiefs partnered with The University of Kansas Hospital, bringing a comprehensive healthcare program to the organization, encompassing its players, staff and fans. Besides providing care to the team, The Center for Sports Medicine at The University of Kansas Hospital Training Complex was opened to the public to serve athletes of all ages.

In 2015 the Chiefs participated in the NFL's International Series with a 45-10 victory over the Detroit Lions at Wembley Stadium on November 1. Several fan initiatives were designed to bring together Chiefs fans from around the world, including a pub party at The Admiralty in London's Trafalgar Square, which was highlighted by Chiefs Chairman and CEO Clark Hunt serving as celebrity bartender for fans and Season Ticket Members.

In addition to connecting Chiefs fans to the team they love, Donovan has overseen a period of tremendous business growth, re-establishing Arrowhead Stadium as a best-in-class venue for sports and entertainment. He serves as the President of Arrowhead Events, LLC, the special events arm of the Kansas City Chiefs. Arrowhead Events has seen exponential growth over the past seven years, bringing a number of major events to Kansas City. In 2016, Arrowhead is playing host to Guns N' Roses as well as Kenny Chesney with Miranda Lambert. In 2015, Arrowhead Events hosted an international soccer match between Mexico and Paraguay; three major concert tours and an NCAA Div. I Football Bowl Subdivision (FBS) game between the University of Missouri and Brigham Young University. In addition, Arrowhead Stadium hosted the largest barbecue competition in the country bringing the four-day American Royal World Series of Barbecue to the Truman Sports Complex in 2015.

In his time in Kansas City, Donovan has also created a new approach to sponsorships, setting a strategy to partner with companies which share the vision, qualities and values of the Kansas City Chiefs. This strategy has resulted in partnerships that are not only mutually beneficial to the Chiefs and the corporations but to Chiefs fans and the Kansas City community.

Locally, the Chiefs continue to be a major economic leader in the Kansas City community. Chiefs games and other events at Arrowhead Stadium generate more than \$660 million annually, including \$285 million in household income. They also support more than 5,000 jobs and provide \$16 million in annual tax revenue for the State of Missouri. In January 2015, Donovan negotiated a three-year extension with Missouri Western State University that will keep St. Joseph, Missouri, the home of Chiefs training camp through the summer of 2017. In 2015 alone, more than 35,000 people visited training camp. Since training camp moved to St. Joseph in 2010 more

than 250,000 people have seen the Chiefs practice at Missouri Western State University.

His leadership extends to the community, where he has initiated a more strategic approach to the Chiefs charitable giving and community involvement, allowing the team to focus resources for greater impact to the community. This approach has identified a handful of causes: feeding the hungry in the region, children's health and wellness initiatives and providing support for families and children in crisis. The Chiefs Charity Game, one of the many Kansas City traditions started by the Hunt family, is the longest-running and most successful charity game in the National Football League. Last year's game, the first year of a three-year relationship benefitting The Children's Place, raised more than \$730,000 while nearly \$6 million has been raised over the past 15 years. For the club's efforts it was named the 2016 Business Philanthropist of the Year by Nonprofit Connect, an association linking the nonprofit community to education, resources and networking so organizations can more effectively achieve their missions.

Donovan is also personally committed to the community, serving in numerous civic and charitable

leadership roles, including the Board of Directors for the Greater Kansas City Chamber of Commerce and Board Chair for City Year Kansas City. He joined University of Kansas Men's Basketball Coach Bill Self to headline the KVC Hero Luncheon in 2015 and was a featured speaker at the J.A. Vickers Sr. and Robert F. Vickers Sr. Lecture Series for the University of Kansas School of Business.

Donovan arrived in Kansas City after six years with the Philadelphia Eagles as Senior Vice President of Business Operations (2003-08).

Prior to joining the Eagles, Donovan held leadership roles as the NFL's Senior Director of Sales and Marketing (1999-2003) and the Director of Sales and Marketing for the National Hockey League (1997-99). He also brings seven years of experience in the private business sector.

The Pittsburgh, Pennsylvania, native graduated from Brown University with a double major in political science and organizational behavior/management. He captained the Brown football squad as the team's quarterback and signed with the New York Giants as a free agent upon graduation.

He and his wife, Kathy, have two children and reside in Kansas City.



JOHN DORSEY

General Manager



- 33rd Year in NFL
- 4th with Chiefs
- 26th Year NFL Personnel



John Dorsey was named the sixth general manager in Kansas City Chiefs history on January 14, 2013. In 2016, Dorsey enters his fourth season as an NFL general manager and his 26th year as a player personnel member.

Under Dorsey and Head Coach Andy Reid, the Chiefs compiled 31 wins in their first three seasons combined, more victories than any other Chiefs regime in their first three seasons with the club.

In 2015, Dorsey's Chiefs rattled off 10 consecutive regular season wins to finish 11-5 and earn a playoff berth for the second time in his three seasons with the club. The Chiefs defeated the Houston Texans 30-0 in an AFC Wild Card game in Houston marking the team's first playoff win in 22 years. Dorsey and company advanced to the AFC Divisional Round. The club's 10 straight wins after starting just 1-5 marked the greatest turnaround in a single season in NFL history.

In his inaugural year with the Chiefs, the club held the first overall pick in the 2013 Draft for the first time since 1963, where Dorsey and his staff selected T Eric Fisher. The team finished the 2013 season with an 11-5 record, completing the greatest



single-season turnaround in franchise history after posting a 2-14 record the previous year. Dorsey's first season in Kansas City was capped off by being named the Executive of the Year by the Pro Football Writers of America.

Prior to joining the Chiefs, Dorsey served as Director - Football Operations for the Green Bay Packers (2012). Before being promoted to that post, Dorsey served 12 years as the Packers Director of College Scouting (2000-11).

A player for the Packers during the 1980s, Dorsey oversaw the college portion of Green Bay's scouting operations and was also actively involved in the area of pro personnel throughout his tenure.

The Packers re-hired Dorsey as Director of College Scouting on May 8, 2000, by then-Packers Executive Vice President/General Manager Ron Wolf, after Dorsey had served as a key component in Green Bay's personnel operations for nine years.

DORSEY'S FOOTBALL CAREER

1980-83	Connecticut	Linebacker
1984-98	Green Bay Packers	Linebacker ('84-89) College Scout ('91-96) Director of College Scouting ('97-98)
1999	Seattle Seahawks	Dir. of Pro Personnel
2000-12	Packers	Dir. of College Scouting ('00-11) Director of Football Operations ('12)
2013-16	Kansas City Chiefs	General Manager

He was first hired as a college scout in May 1991 with a focus on linebackers and was ultimately promoted to his first stint as Director of College Scouting on Feb. 27, 1997. It was during his time as a college scout and eventually as Director of College Scouting that Dorsey began his association with Chiefs Head Coach Andy Reid, who served as the Packers' tight ends/assistant offensive line coach (1992-96) and quarterbacks coach (1997-98).

With Dorsey at the helm of the college scouting department, working closely with multiple general managers (Mike Sherman and Ted Thompson) during his tenure, the Packers found success building depth on their team through the annual NFL Draft.

Most notably, the Packers selected QB Aaron Rodgers with the 24th overall pick in the 2005 NFL Draft, even with veteran QB Brett Favre still in the starting role, setting themselves up with a young quarterback to learn the system for the future. Prior to the 2008 season, Green Bay parted ways with Favre and ushered in the Aaron Rodgers era. Since that time, Rodgers has led the Packers to six postseason appearances, and orchestrated a 31-25 victory in Super Bowl XLV against the Pittsburgh Steelers. For his performance in that game, Rodgers was named Super Bowl MVP.

Along with Rodgers, the Packers drafted a number of young players that have become mainstays in the NFL on both the offensive and defensive sides of the ball under Dorsey's direction in the college scouting department.

LB A.J. Hawk (one), WR Greg Jennings (two), NT B.J. Raji (one) and LB Clay Matthews (three) - all drafted under the watchful eye of Dorsey - have garnered Pro Bowl honors in their careers. Green Bay accumulated a deep roster of contributors in the draft with key players such as WR Jordy Nelson and TE Jermichael Finley in the passing game, offensive linemen G/T T.J. Lang and T Bryan Bulaga, as well as offensive threat and special teams ace WR Randall Cobb.

Hired as director of player personnel for the Seattle Seahawks on Jan. 26, 1999, as he followed former Packers coach Mike Holmgren to the Pacific Northwest, Dorsey resigned from that position just over a year later, leaving shortly after the 2000 NFL Draft to rejoin the Packers organization.

Additionally, Dorsey is on the board of directors for National Football Scouting and is a former member of the NFL College Advisory Committee. He is also a member of

the NFL Scouting Combine selection committee and is a voting member of the collegiate Butkus Award given to the nation's top linebacker. Dorsey is the only NFL voting member of the Harris Interactive College Football Poll.

Selected by Green Bay in the fourth round of the 1984 NFL Draft, Dorsey played five seasons (1984-88) for the Packers at linebacker and on special teams before spending a final year on injured reserve in 1989. He totaled 130 tackles in his NFL career, in addition to two fumble recoveries and one pass defended. Dorsey led Green Bay's special teams in solo tackles in three of his first four seasons, which helped him earn the nomination to be the Packers' special teams captain. His 35 special teams tackles in 1984 are still a single-season club record.

A four-year starter at the University of Connecticut (1980-83), Dorsey was named Defensive Player of the Year in the Yankee Conference during each of his final two collegiate seasons and is the all-time leading tackler in the now-defunct conference's history. He also earned Division I-AA All-America recognition as a senior and, in 1998, he was selected to the school's 100th Anniversary All-Time Football Team. In 2002, Dorsey was inducted into the Anne Arundel (Md.) County Sports Hall of Fame. He graduated with bachelor's degrees in economics and political science.

Heavily involved in the community throughout his playing career, especially with the Wisconsin Cystic Fibrosis Foundation, Dorsey previously served on the board of "65 Roses" and currently serves on the board of the Kansas City Crime Commission. He was voted as the Packers Man of the Year in 1987 for his civic contributions. Dorsey enjoys playing golf, reading and

running – having completed two marathons.



In 2014, Dorsey led the Chiefs efforts on a "Salute to Service" visit to Whiteman Air Force Base to meet and greet those that serve and protect our country. He was also a spokesman for City Union Mission's Feed KC Now pledge program.

In April of 2016, Dorsey was one of four members selected for induction into the Fork Union Military Academy's Sports Hall of Fame. Fork Union is a nationally recognized boarding school in central Virginia that Dorsey graduated from in 1980. Also in 2016, Dorsey also received the Distinguished Service Award at the Lee Remmel Sports Awards Banquet.

Education: Connecticut (B.A. 1984). **Born:** Leonardtown, Md. **Family:** Wife - Patricia; Children - Sons Bryant, Austin, Jack and a daughter, Catherine.

DORSEY'S NFL RECORD AS AN NFL PERSONNEL MAN

Year	Reg. Season	Pct.	Playoffs	Overall	Result
1991	4-12	.250	0-0	4-12	4th in NFC Central
1992	9-7	.563	0-0	9-7	2nd in NFC Central
1993	9-7	.563	1-1	10-8	3rd in NFC Central; Reached Divisional Playoffs
1994	9-7	.563	1-1	10-8	2nd in NFC Central; Reached Divisional Playoffs
1995	11-5	.688	2-1	13-6	1st in NFC Central; Reached NFC Championship
1996	13-3	.813	3-0	16-3	1st in NFC Central; Won Super Bowl XXXI
1997	13-3	.813	2-1	15-4	1st in NFC Central; Lost Super Bowl XXXII
1998	11-5	.688	0-1	11-6	2nd in NFC Central; Reached Wild Card Playoffs
1999	9-7	.563	0-1	9-8	1st in AFC West; Reached Wild Card Playoffs
2000	9-7	.563	0-0	9-7	3rd in NFC Central
2001	12-4	.750	1-1	13-5	2nd in NFC Central; Reached Divisional Playoffs
2002	12-4	.750	0-1	12-5	1st in NFC North; Reached Wild Card Playoffs
2003	10-6	.625	1-1	11-7	1st in NFC North; Reached Divisional Playoffs
2004	10-6	.625	0-1	10-7	1st in NFC North; Reached Wild Card Playoffs
2005	4-12	.250	0-0	4-12	4th in NFC North
2006	8-8	.500	0-0	8-8	2nd in NFC North
2007	13-3	.813	1-1	14-4	1st in NFC North; Reached NFC Championship
2008	6-10	.375	0-0	6-10	3rd in NFC North
2009	11-5	.688	0-1	11-6	2nd in NFC North; Reached Wild Card Playoffs
2010	10-6	.625	4-0	14-6	2nd in NFC North; Won Super Bowl XLV
2011	15-1	.938	0-1	15-2	1st in NFC North; Reached Divisional Playoffs
2012	11-5	.688	1-1	12-6	1st in NFC North; Reached Divisional Playoffs
2013	11-5	.688	0-1	11-6	2nd in AFC West; Reached Wild Card Playoffs
2014	9-7	.563	0-0	9-7	2nd in AFC West
2015	11-5	.688	1-1	12-6	2nd in AFC West; Reached Divisional Playoffs
2016	1-0	1.000	0-0	1-0	TBD
TOTALS 251-150		.626	18-16	269-166	18 PLAYOFF BERTHS 10 DIV. TITLES, 3 NFC TITLES, 2 SB TITLES



ANDY REID

Head Coach

- 24th Year in NFL
- 3rd with Chiefs
- 17th Year NFL Head Coach
- 33 Years Overall Exp.



'96 '97 '04
Conference Titles

'95 '96 '97 '01 '02
'03 '04 '06 '10
Division Titles

Andy Reid enters his fourth season at the helm of the Chiefs in 2016. He was hired as the club's 13th head coach in franchise history on January 7, 2013. Reid joined the Chiefs after 14 seasons as Head Coach/Executive Vice President of Football Operations of the Philadelphia Eagles where he compiled a 130-93-1 (.583) regular season record. He added six division titles, five NFC Championship appearances and one Super Bowl appearance. In his coaching career, Reid's teams have made the playoffs 17 times (20-16 record), and he has coached in three Super Bowls and eight NFC Championship Games. He owns three NFL Coach of the Year titles.

In 2015, Reid's Chiefs rattled off 10 consecutive regular season wins to finish 11-5 and earn a playoff berth for the second time in his three seasons with the club. The Chiefs defeated the Houston Texans 30-0 in an AFC Wild Card game in Houston marking the team's first playoff win in 22 years. Reid and company advanced to the AFC Divisional Round. The club's 10 straight wins after starting just 1-5 marked the greatest turnaround in a single season in NFL history. Reid's efforts earned him AFC Coach of the Year honors. He now owns 32 wins with Kansas City, the highest combined win total of any head coach in franchise history in his first three seasons.



Reid was named the 2013 AFC Coach of the Year by the 101 Committee after his squad recorded the greatest single-season turnaround in franchise history. In his first year at the helm, Reid's team finished with an 11-5 record, a nine-game turnaround from the previous season. The club qualified for the postseason for the first time since 2010. Additionally, Reid mentored 10 players who earned Pro Bowl honors, more than any other team in the NFL that season.

One of the most successful coaches in professional sports, Reid utilizes a passionate, yet workmanlike approach as an NFL head coach. A former offensive lineman at BYU, Reid still lives and works with those humble principles he learned during his time in the trenches.

"Kansas City is just going to get better. This is just the start of it," Pro Football Hall of Fame Head Coach

REID'S FOOTBALL CAREER

1979-82	BYU	Tackle/Guard ('79-81) Graduate Assistant ('82)
1983-85	San Francisco State	Off. Coordinator/ Offensive Line
1986	Northern Arizona	Offensive Line
1987-88	Texas-El Paso	Offensive Line
1989-91	Missouri	Offensive Line
1992-98	Green Bay Packers	TE/OL ('92-96) Quarterbacks ('97-98)
1999-12	Philadelphia Eagles	Head Coach ('99-00) HC/Exec. V.P. Football Ops ('01-12)
2013-16	Kansas City Chiefs	Head Coach

John Madden said upon Reid joining the Chiefs. "He has a plan. And he's very thorough, very smart. He's a good coach, always has been." His vision, his dedication and his organizational skills have been impeccable during his coaching career. Reid joined Philadelphia as head coach in 1999 and remained in that role through the 2012 season, becoming one of just 11 first-time NFL head coaches to lead 12-or-more seasons with the same club. Reid assumed the additional role of Executive Vice President of Football Operations in 2001.

In addition to his 162-110-1 regular season record, he owns an 11-11 postseason record as a head coach. His 173 wins in regular season and postseason play rank 15th in NFL history. Among active head coaches, Reid ranks third in regular season wins, trailing only Bill Belichick and Jeff Fisher. While compiling his 10-9 postseason record with Philadelphia, Reid led the Eagles franchise to one Super Bowl appearance, a game that saw Philadelphia fall by a mere field goal to the New England Patriots in Super Bowl XXXIX following the 2004 season.

Reid guided Philadelphia to nine playoff appearances (2000, 2001, 2002, 2003, 2004, 2006, 2008, 2009, 2010) during his 14-year tenure in the City of Brotherly Love. During that time period, only Indianapolis (12) and New England (10) had more postseason appearances than the Eagles. Reid's playoff accomplishments as a head coach include six NFC East division titles (2001, 2002, 2003, 2004, 2006, 2010), five NFC Championship Games (2001, 2002, 2003, 2004, 2008) and one Super Bowl berth (XXXIX). When you include his time as an NFL assistant coach, his teams have made the playoffs 17 times (20-16 record), and he has coached in three Super Bowls and eight NFC Championship Games.

Among coaches with 200 games under their belts, Reid's regular season winning percentage (.595) ranks 13th all-time and second among active coaches behind

Belichick (.665). Reid is also one of seven active coaches in the NFL to have reached the century mark in regular and postseason wins, joining Belichick, Pete Carroll, Fisher, John Fox, Mike McCarthy and Marvin Lewis.

The Eagles captured their sixth NFC East division title under Reid in 2010 as they set franchise records in points scored (439, 3rd in NFL), total net yards (6,230, 2nd in NFL) and yards per rushing attempt (5.4, 1st in NFL). Along the way, Reid played a vital role in the rebirth of QB Michael Vick, who earned Comeback Player of the Year honors as well as a Pro Bowl berth. Reid, himself, earned Coach of the Year honors from the Maxwell Football Club.

In 2008, Reid became the 37th coach to reach the 100-win plateau, and the 22nd to win 100 games with one franchise. He overcame a 5-5-1 start to reach the NFC Championship Game.

In 2006, the Eagles lost six of their first 11 games and two of their most explosive players in QB Donovan McNabb and DE Jevon Kearse, but Reid led a season-ending, five-game win streak to capture the NFC East division title.

The 2004 Eagles clinched the NFC East title with five games remaining in the regular season and the No. 1 seed in the NFC playoffs after a 13-1 start. Along the way, Reid passed Greasy Neale for the most wins in franchise history as the Eagles earned their first trip to the Super Bowl since 1980.

In 2003, Philadelphia overcame an 0-2 start and a slew of injuries to post its second consecutive 12-win season. A year earlier, Reid was the overwhelming choice as the NFL's Coach of the Year as the Eagles thrived without the services of McNabb to still capture home-field advantage in the playoffs.

After a 5-11 mark in his first season, Reid led the 2000 Eagles to the greatest turnaround in franchise history, finishing second in the NFC East at 11-5 and earning a trip to the NFC Divisional Playoffs. For his efforts, Reid was named the NFL's Coach of the Year by the Maxwell Football Club, The Sporting News, and Football Digest.

Throughout his time in the NFL, Reid has continuously evaluated what is best for the game of football, serving on the NFL Competition Committee's Coaches Subcommittee. The subcommittee is instrumental in providing feedback to the NFL Competition Committee for potential rule changes and ways to improve the game.

"I am a huge fan of Coach Reid," NFL Commissioner Roger Goodell said. "He is a person I have tremendous respect for as a coach and family man. Andy has been very helpful to me as Commissioner. He has tremendous insight into our game, and we are fortunate to have him in the NFL."

Reid was originally introduced as the head coach of the Philadelphia Eagles on Jan. 11, 1999, after spending seven seasons as an assistant coach with the Green Bay Packers under Head Coach Mike Holmgren. During his seven years with the Packers, Reid served as the tight ends coach and assistant offensive line coach (1992-96) and as quarterbacks coach (1997-98). In his span with the Packers, the team reached the playoffs six times and represented the NFC twice in back-to-back Super Bowls, defeating New England in Super Bowl XXXI and falling to Denver in Super Bowl XXXII.

During his two-year stint as quarterbacks coach,

Reid worked with Packers quarterback Brett Favre.

MOST NFL WINS AS HEAD COACH		
1	Don Shula	347
2	George Halas	324
3	Tom Landry	270
4	Bill Belichick	246
5	Curly Lambeau	229
6	Chuck Noll	209
7	Marty Schottenheimer	205
8	Dan Reeves	201
9	Chuck Knox	193
10	Bill Parcells	183
11	Tom Coughlin	182
12	Mike Shanahan	178
13T	Mike Holmgren	174
	Jeff Fisher	174
15	Andy Reid	173
16	Joe Gibbs	171
17	Paul Brown	170
18	Bud Grant	168
19	Bill Cowher	161
20	Steve Owen	153
21	Marv Levy	154
22	Tony Dungy	148
23	Hank Stram	136
24	Weeb Ewbank	134
25	Mike Ditka	127
-Playoffs Included		
<i>*Bold Denotes Active NFL Coaches</i>		

While tutoring Favre, Reid and the Packers won their second straight NFC title, and Favre garnered league MVP honors for the third consecutive season. In his first NFL coaching role, Reid oversaw the tight ends while assisting Offensive Line Coach Tom Lovat. Under Reid's watchful eye, tight ends Mark Chmura and Keith Jackson earned trips to the Pro Bowl.

Prior to joining the NFL ranks, Reid's final collegiate stop was also in the Show-Me State as he coached the offensive line at the University of Missouri (1989-91). Prior to his stint with the Tigers, Reid spent two years working with the offensive line at the University of Texas - El Paso, and before that, he held the same position with Northern Arizona. In 1983, Reid took the position of offensive coordinator and offensive line coach at San Francisco State, helping the Gators lead the nation in passing and total offense for three consecutive years (1983-85).

A tackle and guard at Brigham Young University from 1979-81, Reid entered the coaching ranks as a graduate assistant at BYU under Head Coach LaVell Edwards in 1982. It was in that time at BYU that Reid began his association with Holmgren, who served as the quarterbacks coach for the Cougars. While at BYU, Reid earned both a bachelor's degree in physical education and a master's degree in professional leadership in physical education and athletics. While playing for the Cougars, Reid was also a columnist for the Provo Daily Herald.

A native of Los Angeles, Reid prepped at John Marshall High School in Los Angeles and went on to go to Glendale (Calif.) Junior College before attending BYU. In 2012, Reid was inducted into the Marshall High School Athletic Hall of Fame and was named to the Glendale Junior College Hall of Fame in 2003.

Education: Brigham Young University (B.A. 1981).

Born: Los Angeles, Calif. **Family:** Wife - Tammy; Children - Sons Spencer, Britt and the late Garrett, and daughters Drew Ann and Crosby. He has three grandchildren, Maverick, Somers and Blake.

REID'S HEAD COACHING RECORD

Year	Reg. Season	Pct.	Playoffs	Overall	Result
1999	5-11	.313	0-0	5-11	5th in NFC East
2000	11-5	.688	1-1	12-6	2nd in NFC East; reached divisional playoffs
2001	11-5	.688	2-1	13-6	1st in NFC East; reached NFC Championship Game
2002	12-4	.750	1-1	13-5	1st in NFC East; reached NFC Championship Game
2003	12-4	.750	1-1	13-5	1st in NFC East; reached NFC Championship Game
2004	13-3	.813	2-1	15-4	1st in NFC East; reached Super Bowl XXXIX
2005	6-10	.375	0-0	6-10	4th in NFC East
2006	10-6	.625	1-1	11-7	1st in NFC East; reached divisional playoffs
2007	8-8	.500	0-0	8-8	4th in NFC East
2008	9-6-1	.594	2-1	11-7-1	2nd in NFC East; reached NFC Championship Game
2009	11-5	.688	0-1	11-6	2nd in NFC East; reached wild card round
2010	10-6	.625	0-1	10-7	1st in NFC East; reached wild card round
2011	8-8	.500	0-0	8-8	2nd in NFC East
2012	4-12	.250	0-0	4-12	4th in NFC East
2013	11-5	.688	0-1	11-6	2nd in AFC West; reached wild card round
2014	9-7	.563	0-0	9-7	2nd in AFC West
2015	11-5	.688	1-1	12-6	2nd in AFC West; reached divisional playoffs
2016	1-0	1.000	0-0	1-0	TBD
TOTALS 162-110-1		.595	11-11	173-126-11	11 PLAYOFF APPEARANCES, 6 DIV. TITLES, 1 NFC TITLE

REID'S COACHING TREE

Throughout his time in Philadelphia, Andy Reid constructed quality coaching staffs to assist him. A number of those assistants have since gone on to coordinator or head coaching responsibilities for other NFL franchises. Below is a list of notable coaches who have come from Andy Reid's Philadelphia staffs:

Coach	Current Team	Years	Position
John Harbaugh	Baltimore	2008-present	Head Coach
Ron Rivera	Carolina	2011-present	Head Coach
Leslie Frazier	Baltimore	2016-present	Secondary Coach/Former MIN HC
Steve Spagnuolo	N.Y. Giants	2015-present	Def. Coordinator/Former STL HC
Pat Shurmur	Minnesota	2016-present	Tight Ends Coach/Former CLE HC
Brad Childress	Kansas City	2013-present	Co-OC/Former MIN HC
Todd Bowles	N.Y. Jets	Hired in 2015	Head Coach
Doug Pederson	Philadelphia	Hired in 2016	Head Coach

REID'S STAFF MEMBERS WITH NFL PLAYING EXPERIENCE

Head Coach Andy Reid's has assembled a staff with a number of coaches who are former NFL players to assist him in Kansas City. A total of seven assistant coaches on Reid's staff account for 72 total years of playing experience in the NFL. A list of the former players, their teams and playing years is below.

Coach	Position	Total Years	Team(s)	Years	Years of Service
Eric Bieniemy	RB	9	San Diego	1991-94	4
			Cincinnati	1995-98	4
			Philadelphia	1999	1
Al Harris	CB	15	Tampa Bay	1997	1
			Philadelphia	1998-02	5
			Green Bay	2003-09	7
			Miami	2010	1
			St. Louis	2011	1
Andy Heck	OL	12	Seattle	1989-93	5
			Chicago	1994-98	5
			Washington	1999-00	2
			Detroit	1998-01	4
Brock Olivo	RB	4	Baltimore	2005-08	4
Mike Smith	LB	4	Baltimore	2005-08	4
Emmitt Thomas	DB	13	Kansas City	1966-78	13



Bill Chapin was named Senior Vice President of Business Operations on December 15, 2011, and enters his fifth season with Kansas City in 2016.

Chapin's responsibilities include overseeing marketing strategy and implementation, branding, advertising, market research, fan development, digital & social media, community outreach, the Hunt Family Foundation, 65TPT productions, game experience & entertainment, the Arrowhead Art Collection, the Chiefs Cheerleaders, Red Coaters, Kansas City Ambassadors, Chiefs Women's Organization, KC Wolf and the US Army Information Operations Liaison Officer Program.

In spring of 2015, Chapin spearheaded the collaboration with iconic Union Station to bring Gridiron Glory: The Best of the Pro Football Hall of Fame to Kansas City. The Chiefs curated never seen before artifacts that were available to view in the local Hometown Heroes portion of the exhibit.



In 2015, Chapin and his team led record-breaking charitable efforts, raising \$736,000 for The Children's Place as part of the Chiefs Charity Game. His team also directed the most successful Red Friday community outreach fundraiser in the 24-year history of the event, celebrating "Red Thursday" in honor of the season's home opener on Sept. 14 against the Denver Broncos. A 2015 edition Chiefs Kingdom flag was sold, raising more than \$205,000 for Ronald McDonald House Charities of Kansas City. In addition, the Chiefs Community Outreach department orchestrated the largest food drive in NFL history, providing Harvesters and Kansas Citians in need 205,410 meals. In total, Chiefs hunger relief initiatives generated nearly 305,000 meals during the 2015 holiday season. The Chiefs were also recognized as Kansas City Business Philanthropist of the Year by Nonprofit Connect.

On November 1, 2015, the Chiefs defeated the Detroit Lions 45-10 at Wembley Stadium in London, England. Chapin's team oversaw gameday production and the creation of special Chiefs Kingdom flags that were distributed to every fan at Wembley on gameday, creating a true home field advantage across the pond. Prior to the game, the team held a 'Pub Party' in London for all Chiefs Season Ticket Members to celebrate the team's first game in London. Chairman and CEO Clark Hunt and President Mark Donovan bought and served each STM a pint to celebrate with those who made the trip. Chiefs fans throughout London were also able to

participate in a unique social media engagement opportunity that reached more than 7.2 million people on Facebook by using the hashtag #KingdomsUnite.

Most recently, Chapin's team launched "Kingdom Life" as part of the www.chiefs.com and Chiefs Mobile experience. A lifestyle destination for Chiefs fans of all ages, Kingdom Life hosts behind-the-scenes organization and player content. Applying a "helmetless" philosophy, the platform takes the individuals and stories out of the context of the football field and introduces them to fans in ways that have never been done before.


Since joining the Chiefs, Chapin has led several organizational initiatives including celebrating 50 years in Kansas City with a personalized jersey for STMs and reintroducing traditions at Arrowhead including the pregame drum ceremony and the Ring of Honor in 2012. Within the past three years, the club debuted the Chiefs Mobile App, which provides live replays, stadium information and showcases NFL Red Zone on Arrowhead Stadium's high-density Wi-Fi system. In addition, Chiefs Kingdom Rewards was designed to enhance the year-round experience of the club's Season Ticket Members, allowing fans to not only manage their accounts and tickets, but also access Chiefs content and earn and redeem points for unique prizes.

Active in the Kansas City community, Chapin serves on Kansas City Mayor Sly James' summer youth task force, creating new summer job opportunities for Kansas City's youth. Chapin also serves on the Committee of 101, which hosts the annual 101 Awards, Kansas City's Salute to Professional Football, the Starlight Theatre Board, the Visit KC board, and serves as the Board Chair for Kansas City Fellowship of Christian Athletes. Chapin also holds positions with a number of National Football League working groups, including the Database Working Group, Fan Insights & Analytics Working Group and Digital Media Working Group. Chapin has spoken at numerous professional conferences, including NFL league meetings, the MIT Sports Analytics Conference in Boston and FCA galas.

Chapin brings experience from all five major professional sports leagues to the Chiefs. He most recently served as Vice President of Business Development for Seattle Sounders FC. Prior to that position, Chapin served as the Director of Marketing and Partnership Development for the Seattle Seahawks and Seattle Sounders FC.

Prior to his tenure in Seattle, Chapin served as Director of Ticket Sales for the Anaheim Ducks (2000-04), Director of Group and Inside Sales for the Los Angeles Kings (1996-00), and was part of the management team in the construction of the STAPLES Center in Los Angeles in 1999. His other professional stops include stints with the San Diego Padres and the Los Angeles Clippers.

Education: University of California-Riverside (B.A. 1992); Pepperdine University (M.B.A. 2003). **Family:** Wife - Tori; Children - Samuel, Jacob and Peter.



Ted Crews was hired as the Chiefs Vice President of Communications on Jan. 27, 2012 and begins his fifth season with Kansas City in 2016.

Crews serves as the club's primary contact and spokesman for the team's communication efforts, both football and business, and is the club's key liaison between coaches, players, team executives and local and national media members. He oversees a staff of seven that also works directly with the coaching and personnel departments on research, statistics and other miscellaneous projects.

Crews is responsible for media scheduling, preparation and speech writing for all facets of the organization. He works closely with Chiefs Chairman and CEO Clark Hunt, Head Coach Andy Reid, General Manager John Dorsey, President Mark Donovan and the club's key players to unify messaging across the board and problem solve.



In 2014, Crews oversaw the development of a corporate communications department designed to serve the needs of the club's business operations. Working closely with Donovan, Crews implemented a strategy that focused on assisting other departments within the organization to meet and exceed media preparation and exposure on both the local and national levels. Corporate

success has included a portfolio of dozens of written pieces in several different outlets as well as several broadcast interviews for organization-wide initiatives. In addition, Crews has also helped the organization prospect and develop strong relationships with both local and national sports business reporters and outlets.

In his first three seasons with the Chiefs, Crews played a critical role in helping the club transition to new coaching and personnel staffs. Entering his 19th season in the National Football League, Crews has been invited by the NFL eight times to serve as a captain on the league's Super Bowl public relations staff (XLIX, XLIV, XLV, XLVI, XLVII, XLVIII, XLIX, 50). Additionally, Crews has also been invited to work a number of Pro Bowls.


A graduate of South Carolina State, Crews was recognized in March of 2014 with one of the school's highest honors as he was selected to receive the Distinguished Young Alumnus Award. In 2013, he was named one of the first 20 people honored as part of the Who's Who in Black Kansas City. He now serves on the Who's Who Advisory Council Board and reviews future selections.

Prior to joining the Chiefs, Crews spent three seasons (2009-11) as Senior Director of Communications for the St. Louis Rams. In that capacity, he served as the primary contact on all football matters for the owners, general manager and head coach, in addition to serving as the team's official spokesperson.

Before joining the Rams, he held the title of Football Communications Manager with the Atlanta Falcons for four seasons (2005-08). In Atlanta, he provided media support for the general manager and head coach, in addition to the coaching staff and players.

The Columbia, Md., native, spent five seasons as Media Relations Assistant for the Carolina Panthers (2000-04) after originally entering the NFL as a department intern with the Panthers, serving two years in that role.

Education: South Carolina State University (B.A. 1999). **Family:** Wife - Michelle; Children - Tesdell Jacob IV, Olivia Celeste and Dean J. William.



- 7th Year in NFL
- 7th with Chiefs

Dan Crumb was named Kansas City's Chief Financial Officer on September 17, 2010. He enters his seventh season in the National Football League in 2016, working with Chiefs Chairman and CEO Clark Hunt and President Mark Donovan in directing the club's business operations.

Since joining the Chiefs, Crumb has been instrumental in strengthening the club's business operations by instituting changes that have improved the team's business efficiency, including implementation of new payroll and accounting systems, strengthening business continuity and disaster recovery plans. He also oversaw the recent development of a company-wide internal business planning system complete with dashboarding and benchmarking tools to maximize efficiency in the business planning process. Along with the club's finance department, Crumb also oversees the information systems department, which serves the technology needs of both the Chiefs and Hunt Midwest Enterprises. For his work, Crumb was recognized as a 2016 CFO of the Year by the Kansas City Business Journal.

"Dan has a proven track record of success as a financial officer, and his leadership and experience make him a key addition to our business operations," Hunt said upon hiring Crumb.

Prior to joining the Chiefs, Crumb, a New Orleans native, worked for the New Orleans Hornets of the National Basketball Association as the team's Senior Vice President and Chief Financial Officer. During his time with the Hornets, he led the club's finance, human resources and information technology departments. He oversaw the transition of the finance department from Oklahoma City to New Orleans following Hurricane Katrina. In addition to financial leadership, Crumb was responsible for compliance with league standards and policies.

Before joining the Hornets, Crumb served as the Chief Financial Officer of Abita Springs Water Company, Inc. He

guided the company's rebuilding efforts through Hurricanes Katrina and Rita which included adjusting the company's business model, procuring product from alternate sources and preparing business interruption and property and casualty claims related to Hurricane Katrina. He also managed the company's finance, information technology and human resources departments for the organization's multi-state operation.


Crumb began his professional career at KPMG, an international audit, tax and advisory firm.

An active member of the New Orleans community, Crumb served on the Board of Directors for The Salvation Army, Café Hope and Second Harvest Food Bank of Greater New Orleans and Acadiana. He was also a guest lecturer at the Tulane University Law School Sports Law Program and has authored a number of articles for national and state CPA society journals.

Crumb has brought that same community involvement to the Midwest and is part of numerous philanthropic organizations in Kansas City. He sits on the Board of Trustees for the National World War I Museum and Memorial and is a member of the Board of Directors for Harvesters Community Food Network, assuming the role of Treasurer in 2012. He is also on the Finance Committee and serves on the Board of Directors of Catholic Charities of Northeast Kansas and is a Snow Ball Patron Committee member.

In addition to his community service, Crumb is a member of the American Institute of Certified Public Accountants, the Missouri Society of Certified Public Accountants and the Kansas Society of Certified Public Accountants. He also serves on the Board of Trustees of the Kansas Society of Certified Public Accountants Educational Foundation.

Education: University of New Orleans (B.S. 1987); Tulane University (M.B.A. 1989). **Family:** Wife - Janet; Children - Pat and Ally.



Tyler Epp was hired as Kansas City's Vice President of Business Development on Aug. 30, 2013, and embarks on his fourth season with the club in 2016.

In his role with the Chiefs, Epp oversees corporate partnership sales and service, media rights, suite sales and service, as well as ticket sales and operations. He is responsible for maintaining and establishing relationships with the team's partners, as well as developing a strategy for innovative new revenue-generating concepts for the Chiefs. He also spearheads the club's premium seating and ticket sales efforts.



Epp joined the Chiefs after four years (2010-13) as the Vice President of Corporate Partnerships and later as Senior Vice President of Business Development of Major League Baseball's San Diego Padres. While with the Padres, Epp oversaw corporate partnerships, suite sales and non-baseball events revenue, in addition to

marketing, in-game entertainment and production, creative services and business analytics.

Prior to his stint in San Diego, Epp spent a decade in various roles in the professional motorsports industry, including a number of years in NASCAR. From 2007-10, Epp held the title of General Manager of Hall of Fame Racing, a start-up NASCAR organization that was a joint venture of former Dallas Cowboys quarterbacks Roger Staubach and Troy Aikman. He managed racing, engineering, race operations, manufacturing, finance, legal, human resources and marketing for the one-car team.

Before joining Hall of Fame Racing, he was Vice President of Business Development for Sports Management Network (2006-07), a pre-eminent motorsports representation and consulting firm and was also the Director of Team Operations and Business Development for Chip Ganassi Racing's Teams (2003-07).

Epp got his start in motorsports at Kansas Speedway as a marketing assistant from 2001-02 where he developed relationships with Kansas City-area marketing partners.

A native of Newton, Kan., Epp currently sits on the boards of the Kansas City Sports Commission, United Inner City Services, and Ronald McDonald House Charities of Kansas City. He was also involved in numerous community efforts in San Diego, serving on the Jackie Robinson YMCA Board, the United Way Marketing Committee and the San Diego Ad Club Executive Board. Epp was chosen as one of Ingram's Magazine 40 Under 40 in 2015.

Education: Davidson College (B.S. 1999), University of Kansas (J.D. 2003).



Kirsten Krug enters her seventh season with the Chiefs in 2016 and her fifth serving as the club's Vice President of Administration, after being named to that position on March 21, 2012. In the position, Krug is responsible for overseeing all facets of human resources for the club, including benefits administration, recruiting, employee relations, compensation analysis, training and special projects. She also oversees the Chiefs Player Engagement Department, designed to assist players, coaches and staff members in making a positive contribution to the Chiefs and the NFL. The program uses various resources to help players prepare for life after football, including career placement and financial guidance.



Prior to being named the Vice President of Human Resources and Administration, Krug served as the Chiefs' Director of Human Resources for two years (2010-11). Before beginning her NFL career, she spent more than 13 years as the Director of Human Resources and Training for Amarr Garage Doors, one of the nation's largest manufacturers of residential and commercial garage doors. While there, she managed all aspects of human resources and training for the more than 600 employees that made up Amarr's workforce.

Prior to her stint at Amarr, Krug served as the Vice President of Business Development at the KU Credit Union and as a Quality Control Supervisor at Kemper Financial Services. The Lawrence, Kan., native was a letterwinner on the University of Kansas tennis team.

She was appointed by the mayor of Lawrence, Kan., to serve on the Lawrence Human Rights Commission for two consecutive terms. Her role with the commission includes overseeing the human rights code for Douglas County.

Education: University of Kansas (B.A. 1989).

Family: Husband - Robin; Children - Ainsley and Payton.



DAVID CULLEY

Assistant Head Coach/ Wide Receivers



- 23rd Year in NFL
- 4th with Chiefs



David Culley enters his fourth season as the Chiefs assistant head coach/wide receivers in 2016, beginning his 23rd season as an NFL assistant coach.

Under Culley's tutelage in 2015, veteran WR Jeremy Maclin recorded 1,088 yards in his first season with the Chiefs, marking the first 1,000-yard receiving season by a wide receiver since Dwayne Bowe recorded 1,159 receiving yards in 2011. Maclin's 87 catches were an all-time single-season high among wide receivers in Chiefs history. Second-year WR Albert Wilson continued his growth as an NFL receiver solidifying himself as the offense's No. 2 receiver after being signed to the club as a college free agent in 2014. Wilson recorded 35 catches for 451 yards and two touchdowns under Culley's leadership.

During the 2014 season, Culley led WR Dwayne Bowe to his seventh season with 50 or more receptions making him the second player in franchise history to accomplish the feat. Under Culley's guidance in 2013, three Chiefs receivers each recorded at least 500 yards receiving and saw expanded roles in the pass-catching portion of the Chiefs attack. With Culley at the helm of the receiving corps under Reid's watch, an emphasis has been placed on all aspects of playing the position, such as route running and run blocking to develop complete and versatile receivers.



Prior to arriving in Kansas City in 2013, Culley served 14 seasons as the wide receivers coach for the Philadelphia Eagles (1999-2012) working under Chiefs Head Coach Andy Reid who held the same title for the Eagles during that timeframe.

With the Eagles, Culley tutored two up-and-coming NFL talents in DeSean Jackson and Jeremy Maclin. Jackson earned back-to-back Pro Bowl berths in 2009-10. In his first three years, Maclin caught more passes (189) than any other player in team history besides TE Keith Jackson (194).

Culley joined the Eagles after a three-year stint as the Pittsburgh Steelers wide receivers coach. During that

three-year span, the Steelers reached the playoffs twice, advancing to the AFC title game in 1997 and to the divisional playoffs the previous season. In all, Culley has made six appearances in conference championship games.

CULLEY'S FOOTBALL CAREER

1973-77	Vanderbilt	Quarterbacks
1978	Austin Peay	Running Backs
1979-81	Vanderbilt	Wide Receivers
1982	Middle Tennessee State	QB's/RBs
1983	Tennessee-Chattanooga	Wide Receivers
1984	Western Kentucky	QB's/WRs
1985-88	Southwestern Louisiana	Quarterbacks
1989-90	Texas-El Paso	Offensive Coordinator/ Running Backs/Wide Receivers
1991-93	Texas A&M	Wide Receivers
1994-95	Tampa Bay Buccaneers	Wide Receivers
1996-98	Pittsburgh Steelers	Wide Receivers
1999-12	Philadelphia Eagles	Wide Receivers ('99-10) Senior Offensive Assistant ('11-12)
2013-16	Kansas City Chiefs	Assistant Head Coach /Wide Receivers

Culley was recruited by Bill Parcells as a quarterback at Vanderbilt University. After his collegiate playing career was over, he coached the running backs at Austin Peay University (1978). He then returned to his alma mater to coach the Commodores receivers (1979-81).

He went on to make one-year stops at Middle Tennessee State, Tennessee-Chattanooga and Western Kentucky with a four-year stay as quarterbacks coach at Southwestern Louisiana, where he coached future Eagles player Brian Mitchell. Under Culley's direction, Mitchell became the first player in NCAA history to pass for more than 5,000 yards and rush for more than 3,000 yards in a career.

Culley served as the offensive coordinator/running backs/wide receivers coach at the University of Texas-El Paso (1989-90) before joining the coaching staff at Texas A&M as the wide receivers coach (1991-93).

His first NFL coaching job came at Tampa Bay as he coached the Buccaneers wideouts (1994-95). He then moved on to coach the wide receivers for the Pittsburgh Steelers (1996-98). In 1997, with Culley's help, Steelers WR Yancey Thigpen caught 79 passes for a Steelers single-season record 1,398 yards and seven touchdowns en route to Pro Bowl honors.

Culley graduated from Vanderbilt University with a degree in health and physical education.

Education: Vanderbilt University (B.S. 1978). **Born:** Sparta, Tenn. **Family:** Wife - Carolyn; Children - Monty and Jessie.



BRAD CHILDRESS

Co-Offensive Coordinator



- 18th Year in NFL
- 4th with Chiefs

04
Conference Titles

01 02 03 04 08 09
Division Titles

Brad Childress enters his 18th year in the NFL and his fourth season with the Chiefs. Following the 2015 season, Childress was promoted to co-offensive coordinator. He spent his first three seasons with the club as the spread game analyst/special projects coach. He owns 37 years of coaching experience on both the collegiate and professional levels.

In his first three seasons with the Chiefs, Childress played a critical role in helping the club prepare for its upcoming opponents, proving to be a vital asset and a creative mind for the franchise. His knowledge helped the Chiefs on offense and defense. In three years with the club, he has helped the team reach the playoffs twice, including recording it's first playoff victory in 22 seasons when the Chiefs beat the Houston Texans 30-0 in the 2015 Wild Card Round.

Prior to joining the Chiefs, Childress spent the 2012 season as the offensive coordinator for the Cleveland Browns. Before that, he had a five-year stint as the head coach of the Minnesota Vikings.



As head coach of the Vikings, Childress guided Minnesota to a 39-35 (.527) regular season record as the team won consecutive NFC North division titles (2008-09) for the first time in 28 years (1977-78). In 2009, the team's passing offense, led by quarterback Brett Favre, finished the season ranked eighth as Favre set career-highs in passer rating (107.2) and completion percentage (68.4%), while throwing 33 touchdown passes. During Childress' first four seasons at the helm, the Vikings' rushing offense posted the fourth-most rushing yards in the NFL (136.1 yards per game) and the third-best average per rush attempt (4.5 avg.).

Defensively, the Vikings led the NFL in rushing defense for three straight seasons (2006-08) and finished second in 2009, while leading the league with 48.0 sacks. The defensive unit also ranked sixth in the NFL in total defense in both 2008 and 2009.

Prior to joining the Vikings, Childress spent seven seasons (1999-2005) with the Philadelphia Eagles, working for current Chiefs Head Coach Andy Reid. In Philadelphia, Childress tutored the quarterbacks for three

seasons (1999-01) and spent his final four years as the club's offensive coordinator (2002-05).

CHILDRESS' FOOTBALL CAREER


1978-84	University of Illinois	Grad. Assistant/ Running Backs/Wide Receivers
1985	Indianapolis Colts	Quarterbacks/Quality Control
1986-89	Northern Arizona University	Off. Coordinator
1990	University of Utah	Wide Receivers
1991-98	University of Wisconsin	Running Backs ('91) Quarterbacks/Off. Coordinator ('92-98)
1999-05	Philadelphia Eagles	Quarterbacks ('99-01) Off. Coordinator ('02-05)
2006-10	Minnesota Vikings	Head Coach
2012	Cleveland Browns	Off. Coordinator
2013-16	Kansas City Chiefs	Spread Game Analyst/ Special Projects ('13-15) Co-Offensive Coordinator ('16)

During his tenure with the club, the Eagles posted a 70-42 record (.625), captured four consecutive NFC East Division titles (2001-04) and advanced to the postseason five straight seasons (2000-04). Philadelphia also represented the NFC in Super Bowl XXXIX following the 2004 season. During that year, Eagles quarterback Donovan McNabb set franchise records in passer rating (104.7) and completion percentage (64.0 pct.), while becoming the first quarterback in NFL history with more than 30 touchdown passes (31) and fewer than 10 interceptions (eight) in a single season. As offensive coordinator, Childress led a group that ranked in the top 10 in total offense twice, amassed more than 5,000 yards each season and averaged 333.8 yards per game.

Childress began his coaching career at the University of Illinois, spending the 1978 season as a graduate assistant before coaching both the running backs and wide receivers for six seasons (1979-84). In 1985, he entered the NFL ranks as he spent one season as the quarterbacks coach/quality control with the Indianapolis Colts. Over the next 13 years, he made collegiate coaching stops at Northern Arizona (1986-89), Utah (1990) and Wisconsin (1991-98). As the quarterbacks coach/offensive coordinator at Wisconsin, the Badgers appeared in five bowl games, which included Rose Bowl victories in 1993 and 1998.

Childress began his collegiate playing career at the University of Illinois before transferring to Eastern Illinois, where he played quarterback and wide receiver. He graduated from Eastern Illinois with a degree in psychology. A native of Aurora, Ill., Childress attended Marmion Christian Academy.

Education: Eastern Illinois (B.A. 1978). **Born:** Aurora, Ill. **Family:** Wife - Dru-Ann; Children - Andrew, Christopher, Kyle and Cara; Grandsons - Aiden and Brecken, Granddaughters - Brie and Lilli.



MATT NAGY

Co-Offensive Coordinator



- 7th Year in NFL
- 4th with Chiefs

10
Division Titles

Matt Nagy enters his fourth season in Kansas City and his first as co-offensive coordinator in 2016. Nagy was promoted following the 2015 season after serving two seasons as the Chiefs quarterbacks coach. He is in his seventh season as an NFL assistant coach.

In his three seasons with the Chiefs, Nagy has worked closely with QB Alex Smith. Smith owns a 63.7 completion percentage through his first three seasons in Kansas City, which ranks first among all Chiefs quarterbacks with at least 700 passing attempts. Smith has also recorded three consecutive seasons passing for 3,000 yards for the first time in his career. Smith led the Chiefs to a 30-0 win over the Houston Oilers in the Wild Card Round of the 2015 playoffs, marking the first playoff win by the club in 22 years. In his first three seasons, Smith had a combined 30 wins, marking the most wins by a Chiefs QB in his first three seasons with the club.

Nagy also mentored QB Chase Daniel who led Kansas City to a victory over AFC West rival San Diego in the last game of the regular season with playoff implications on the line after Alex Smith was sidelined with a spleen injury in 2014.



In his first year with the Chiefs, Nagy worked with Smith in a season that brought him five 100.0 plus quarterback ratings, one of which was a perfect rating of 158.3 at Oakland (12/15/13). Focusing on ball protection, he coached Smith to a league-low seven interceptions with a minimum of 300 attempts and a 1.4 interception percentage, also the lowest in the NFL. Smith's interception percentage in the 2013 season has him solidified as the third-best single season mark in franchise history. Smith also earned his first Pro Bowl selection following his first season with the Chiefs in 2013.

Before joining the Chiefs coaching staff, Nagy spent three years on the offensive staff of the Philadelphia

Eagles, most recently serving two seasons as the franchise's offensive quality control coach (2011-12). He was promoted to that role after he served as a coaches

NAGY'S FOOTBALL CAREER

1996-00	University of Delaware	Quarterback
2001	Manheim Central High School	Asst. Coach
2002-03	Cedar Crest High School	Quarterbacks
2002	New York Dragons (AFL)	Quarterback
2004	Carolina Cobras (AFL)	Quarterback
2005-06	Georgia Force (AFL)	Quarterback
2007-08	Columbus Destroyers (AFL)	Quarterback
2008-09	Palmyra Area High School	Off. Coordinator
2010-12	Philadelphia Eagles	Coaches Asst. ('10) Offensive Quality Control ('11-12)
2013-16	Kansas City Chiefs	Quarterbacks ('13-16) Co-Offensive Coordinator ('16)

assistant during the 2010 campaign. His initial experience with the Eagles came in 2008 and 2009 when he served as a coaching intern during Eagles training camp.


A former quarterback for the Arena Football League, Nagy played six seasons for the New York Dragons (2002), Carolina Cobras (2004), Georgia Force (2005-06) and Columbus Destroyers (2007-08). During his career, Nagy completed 65.5 percent of his passes for 18,866 yards, 374 touchdowns and a quarterback rating of 115.1.

He played collegiately at Delaware, setting more than 20 career passing records at the time, including career marks for passing yards (8,214) and touchdowns (58). He ranked second for most career attempts (895) and most career completions (502) behind former Delaware star and current Baltimore Ravens QB Joe Flacco. Nagy earned All-America honors as a senior for the Blue Hens after setting single-season records in attempts (379), yards (3,436) and touchdowns (29).

After graduating from Delaware with a degree in health and physical education, Nagy gained coaching experience at several local high schools, as he served as an assistant coach at Manheim Central (2001), the quarterbacks coach at Cedar Crest (2002-03) and the offensive coordinator at Palmyra Area High School (2008-09).

Born on April 24, 1978, in Plainfield, N.J., the Lancaster, Pa., native attended Manheim Central High School, earning all-state honors as a senior.


Education: University of Delaware (B.S. 2001). **Born:** Plainfield, N.J. **Family:** Wife - Stacey; Sons - Brayden, Tate, Jaxon and Jett.




Bob Sutton

Defensive Coordinator

- 16th Year in NFL
- 4th with Chiefs





Division Titles

Bob Sutton enters his fourth year with the Chiefs in 2016 as defensive coordinator after spending 13 years with the New York Jets.

The 2015 season saw the Chiefs defense elevate to one of the best units in the NFL under Sutton's leadership. Kansas City scored six defensive touchdowns on the year, with four of those touchdowns coming via interception - both numbers tied for third-most in team history. Additionally, the Chiefs defense ranked third in the NFL and second in the AFC in opponents points per game (17.9) and ranked second in third down defense. Sutton was also instrumental in helping CB Marcus Peters win AP Defensive Rookie of the Year, with Peters setting numerous club records as well as ranking tied for first in the NFL with eight interceptions. Peters accompanied fellow defensive teammates LBs Derrick Johnson, Tamba Hali and Justin Houston and S Eric Berry to the Pro Bowl, marking the third consecutive year that Sutton has mentored at least three Pro Bowlers.

In his second year leading the Chiefs defense, Sutton turned the unit into one of the league's best. The Chiefs ranked first in the NFL in opponent red zone scoring defense (38.9%) and second in total points allowed (17.6) and opponent net passing yards (203.3). The unit was also the only team in the league to not allow a 300-yard passer or a completion of 50+ yards. Kansas City did not allow its first rushing touchdown of the season until Week 12, becoming one of just five teams in the Super Bowl era to not allow a rushing touchdown through the first 10 games of the season. They allowed only four rushing touchdowns in 2014, a single-season team record.

Under Sutton's leadership, LB Justin Houston recorded a franchise-record and NFL-leading 22.0 sacks in 2014.

In 2013, the Chiefs made their greatest single-season turnaround in franchise history, improving from 2-14 to an 11-5 record. The defense was second in the league with 36 takeaways and tied for first in the league with six defensive touchdowns. The unit also finished the season ranked fifth in the NFL in points allowed (19.1).



Prior to joining the Chiefs, Sutton served as the Jets assistant head coach/linebackers coach (2012) and as the team's senior defensive assistant/linebackers coach (2009-11) under Head Coach Rex Ryan.

From 2006-08, Sutton was the Jets defensive coordinator after beginning his tenure as linebackers coach. In 2008, Sutton's unit topped the league in rushing defense (94.9 ypg) and yards per rush allowed (3.7 avg.), the team's best statistical showing since 1993.

SUTTON'S FOOTBALL CAREER

1972-73	Michigan	Grad. Assistant/ Linebackers/Defensive Backs
1974	Syracuse	Linebackers
1975-76	Western Michigan	Def. Coord./Linebackers
1977-79	Illinois	Def. Coord./Linebackers
1980-81	Western Michigan	Off. Coord./ Quarterbacks/Wide Receivers
1982	North Carolina State	Running Backs
1983-99	Army	Defensive Coordinator ('83-90) Head Coach ('90-99)
2000-12	New York Jets	Linebackers ('00-05) Defensive Coordinator ('06-08) Sr. Def. Assistant/Linebackers ('09-11) Assistant Head Coach/Linebackers ('12)
2013-16	Kansas City Chiefs	Defensive Coordinator

Prior to joining the NFL, Sutton spent nine years as the head coach at Army (1991-99). Nine seasons leading Army placed him second in coaching tenure, trailing only legendary Head Coach Earl "Red" Blaik, who guided the Cadets for 18 seasons.

From 1995-96, Sutton's Army team had 11 straight wins, the longest winning streak at the school in five decades. Army finished as the nation's top-ranked rushing offense in 1993, 1996 and 1998. In the 1996 season, the Cadets posted one of their finest seasons in history with a team-record 10 victories and a trip to the the Independence Bowl. He became the first Army coach to beat Navy five straight times (1992-96).

The 1996 Army squad won the Commander-In-Chief's Trophy, while Sutton won the Bobby Dodd Coach of the Year Award, making him the first Army coach since Tom Cahill in 1966 to earn the award. One of six finalists for the Bear Bryant Coach of the Year Award, he was named the Metropolitan Football Writers Division I Coach of the Year and the GTE Regional Coach of the Year by the AFCA.

Prior to that, Sutton was the Cadets' defensive coordinator (1983-90). He coached the running backs at North Carolina State under Monte Kiffin (1982) and two years at Western Michigan under Elliott Uzelac (1980-81 and 1975-76), serving as defensive coordinator and offensive coordinator, respectively. Sutton was defensive coordinator/linebackers coach at Illinois (1977-79), and was the linebackers coach at Syracuse (1974). He began his coaching career as a graduate assistant at Michigan under legendary coach Bo Schembechler.

Education: Eastern Michigan. **Born:** Ypsilanti, Mich. **Family:** Wife - Debbie; Children - Andrew and Sarah; Grandchildren - Molly, Marissa and Walker.



DAVE TOUB

Special Teams Coordinator



- 16th Year in NFL
- 4th with Chiefs



Dave Toub enters his fourth season as Kansas City's special teams coordinator in 2016.

In 2015, the Chiefs special teams unit was considered among the top units in the NFL. With Toub's guidance, the Chiefs led the NFL in kick return average (27.2) and a combined six return touchdowns over the last three seasons, tied for a league best. K Cairo Santos logged 129 points on the season after passing Jan Stenerud's 1967 franchise record of most points by a rookie kicker (108) with 113 points in 2014. P Dustin Colquitt put 37 punts inside the 20 in 2015, adding to his franchise record of 353 total.

Under Toub, Kansas City's special teams has been a strong point in the club's success. In the 2015 season, the Chiefs ranked second in the AFC and third in the NFL in average opponent beginning field position. Kansas City's punt coverage unit allowed an average of just 6.5 yards per punt return, which ranked third in the AFC. LB DJ Alexander blocked a Marquette King punt in the end zone for a safety during the game against the Oakland Raiders on Jan. 3, 2016, marking the first Chiefs blocked punt since RB Shaun Draughn blocked a Michael Koenen punt at Tampa Bay on Oct. 14, 2012. Toub's special teams unit played a big part in the Chiefs first postseason victory in 22 seasons following the 2015 season. In the 2015 AFC Wild Card Game, RB Knile Davis returned the opening kickoff 106 yards for a touchdown and K Cairo Santos converted two 49-yard field goals and a 33-yard field goal in Houston, setting a postseason franchise record as 49 yards is the longest converted field goal in a playoff game, a record previously held by PFHOF and Chiefs Hall of Fame kicker Jan Stenerud. Santos also tied the record for most field goals in a playoff game (three) against Houston.



Since Toub's arrival in 2013, the Chiefs have six special teams kick returns for touchdowns (three punt, three kickoff), which is the most in the NFL over that span. The Chiefs took over the top mark for kick return average in NFL history in 2013 averaging 29.9 yards per return.

Prior to arriving in Kansas City, Toub's special teams units in Chicago finished in the top third of the league for

eight straight seasons (2004-11) according to the Dallas Morning News ranking system, including a No. 1 overall finish in 2006 and 2007. Toub was named Special Teams Coach of the Year in 2006 as voted on by his NFL coaching peers.

TOUB'S FOOTBALL CAREER

1980-81	Springfield College	Offensive Lineman
1983-84	Texas-El Paso	Offensive Lineman
1986-88	Texas-El Paso	Grad. Assistant ('86) Strength & Conditioning ('87-88)
1989-00	Missouri	Defensive Line/Strength & Cond.
2001-03	Philadelphia	Asst. Special Teams/ Asst. Defensive Line
2004-12	Chicago Bears	Special Teams Coord.
2013-16	Kansas City Chiefs	Special Teams Coord.

Toub guided five different Bears players to eight Pro Bowl berths, including Devin Hester's three selections (2006-07 and 2010) Johnny Knox (2009), Brendon Ayanbadejo (2006-07), Robbie Gould (2006) and Corey Graham (2011).


During Toub's tenure, Chicago had an NFL-high 22 kick return TDs compiled by six different players. The Bears also added a touchdown return on two missed field goals and a 92-yard kickoff return touchdown in Super Bowl XLI. Toub helped Hester develop into the NFL's all-time leader in kick return touchdowns (17) while compiling the fifth-best punt return average (12.1 avg.). Hester set an NFL single-season record with five kick return TDs in his rookie campaign in 2006 and surpassed that mark one year later with six kick return touchdowns.

During his stint with Philadelphia (2001-03), Toub helped Eagles special teams coordinator John Harbaugh earn 2001 NFL Special Teams Coach of the Year honors.

Toub spent 15 seasons coaching at the collegiate level, most recently at Missouri where he coached the defensive line (1998-00) after nine years (1989-97) as the school's head strength coach. Toub began his coaching career in 1986 at his alma mater, Texas-El Paso, as a graduate assistant, and one year later was named the school's head strength and conditioning coach.

Toub was selected in the ninth round of the 1985 NFL Draft by the Philadelphia Eagles as a center. He also spent time with the Los Angeles Rams in 1986. At the University of Texas-El Paso, Toub was a two-time All-WAC selection and earned two Academic All-WAC nominations (1983-84). He was a two-time team captain and was named the program's most outstanding offensive lineman during his junior and senior seasons. He began his collegiate playing career as an offensive lineman at Springfield College in Springfield, Mass. (1980-81). He earned his Bachelor's of Science and Master's of Education degrees from UTEP.

Education: University of Texas - El Paso (B.S. 1986, M.E.1988). **Born:** Ossining, N.Y. **Family:** Wife - Cheryl; Children - Shane and Nicolette.



ERIC BIENIEMY

Running Backs



- 18th Year in NFL
- 4th with Chiefs
- 9th year NFL Coach
- 4th with Chiefs



Eric Bieniemy enters his fourth season as the Kansas City Chiefs running backs coach. Under Bieniemy's tutelage in 2015, the running back group did not falter following a season-ending knee injury to star running back Jamaal Charles in Week Five of the season. Running backs Charcandrick West and Spencer Ware stepped in and contributed 10 rushing touchdowns on the season.

RB Jamaal Charles has proven to be one of the biggest weapons in the NFL in both rushing and receiving since the arrival of Bieniemy in 2013. In 2014, Charles recorded 1,000 yards for the fifth time in his career. He also registered five receiving touchdowns and nine rushing. Charles became the all-time leading rusher in franchise history and finished the year with 6,856 career rushing yards. His 5.5 yards per carry average is also the best in Chiefs history. In 2013 under Bieniemy, Charles led the NFL in touchdowns (19) and first downs (104) and ranked second in yards from scrimmage (1,980 yards). He recorded the most receiving yards by a running back in Chiefs history and led the AFC in rushing (1,287 yards). Charles' 38 touchdowns since Bieniemy's arrival in 2013 are the most in the NFL of any player over that span despite being placed on IR in Week 5 of the 2015 season.



Prior to returning to the NFL coaching ranks in 2013, Bieniemy spent two seasons (2011-12) at his alma mater Colorado after coaching the running backs for five seasons with the Minnesota Vikings (2006-10). While with the Vikings, he oversaw one of the most productive rushing units in the NFL. In those five seasons, the Vikings produced a 1,000-yard rusher each year while his stable of running backs broke the 100-yard mark 31 times in 80 regular season games.

In 2006, he coached Chester Taylor, who rushed for 1,216 yards; the next season, Taylor combined with Adrian Peterson to form one of the most dynamic duos in the NFL, as the two combined for 2,185 yards (1,341 by Peterson, who was All-Pro as a rookie). That season the

Vikings led the NFL in rushing with 2,634 yards and set franchise marks of 5.3 yards per carry and 22 rushing touchdowns.

BIENIEMY'S FOOTBALL CAREER

1987-90	Colorado	Tailback
1991-94	San Diego Chargers	Running Back
1995-98	Cincinnati Bengals	Running Back
1999	Philadelphia Eagles	Running Back
2000	Thomas Jefferson HS (Colo)	Asst. Coach
2001-02	Colorado	Running Backs
2003-05	UCLA	Running Backs ('03-04) Running Backs/Recruiting Coordinator ('05)
2006-10	Minnesota Vikings	Running Backs
2011-12	Colorado	Off. Coord./Running Backs
2013-16	Kansas City Chiefs	Running Backs

Peterson set a then-Vikings record with 1,760 yards in 2008, earning the Bert Bell Award as the Pro Football Player of the Year and was a runner-up in the Associated Press Offensive Player of the Year voting. Overall, Peterson totaled 5,782 rushing yards and 52 touchdowns in four seasons under Bieniemy's guidance.

Bieniemy made the move to the professional ranks after three seasons as the running backs coach at UCLA (2003-05).

While at UCLA, Bieniemy tutored former NFL RB Maurice Jones-Drew for three seasons. Jones-Drew earned Freshman All-America honors in 2003, rushed for 1,007 yards in 2004 and was a consensus All-America selection as a kick returner in 2005, when he averaged 28.5 yards per punt return, a school record and one of the top figures ever recorded nationally.

Bieniemy returned to Colorado in 2000 after his nine-year NFL career and got his first taste of coaching as an assistant at Thomas Jefferson High in Denver that fall.

In 2001, his first season as a running backs coach, Colorado ranked eighth in the nation in rushing. In 2002, the Buffs ranked sixth in the nation in rushing, and were first again with yards out of the running back positions.

He was a second-round draft pick of the San Diego Chargers in the 1991 NFL Draft (39th overall). He enjoyed a nine-year pro career with three teams: San Diego (1991-94), Cincinnati (1995-98) and Philadelphia (1999), where he played for Chiefs Head Coach Andy Reid. In 142 career NFL games, he rushed for 1,589 yards and 11 touchdowns while catching 146 passes for 1,223 yards. His final year with the Chargers, he played in Super Bowl XXIX.

He lettered in football and track at Bishop Amat High School in La Puente, Calif., earning second-team All-America honors in football as a senior when he rushed for 2,002 yards and 30 touchdowns.

Education: Colorado (B.A. 2001). **Born:** New Orleans, La. **Family:** Wife - Mia; Children - Eric III and Elijah.



TOMMY BRASHER

Special Projects



- 28th Year in NFL
- 4th with Chiefs



A veteran defensive line coach with 28 years of NFL experience, Tommy Brasher enters his fourth season with the Chiefs and his first season working on special projects for the club..

Under Brasher's guidance as defensive line coach, NT Dontari Poe has been selected to two Pro Bowls (2013, 2014) after recording 4.5 sacks in 2013 and 6.0 in 2014. Brasher is also responsible for the development of DL Allen Bailey, who recorded a career-high 5.0 sacks in 2014.

Brasher helped the 2015 defensive line amass 14.0 sacks on the season in addition to DL Jaye Howard setting career-highs in tackles (57) and sacks (5.5).

Brasher served as defensive line coach on the Philadelphia Eagles staff in 1985 and from 1999-2005 under Chiefs Head Coach Andy Reid when he held the same position in Philadelphia. It was during his longest stint in Philadelphia that Brasher became a beacon of toughness and courage. Throughout most of 2001, he battled a bout with cancer. After being diagnosed with a cancerous tumor in his parotid gland on Oct. 16, Brasher underwent a six-hour surgery to have it removed. Three weeks later, he underwent another procedure to have 67 lymph nodes removed from his neck and shoulder. He missed just five days of work and not one snap of football.



His battle with cancer earned him the Ed Block Courage Award in 2001. Although this award is given annually to one player from each NFL team, Brasher became just the third special, non-player recipient of this prestigious honor.

Under Brasher's guidance, the defensive line was an area of strength for the Eagles during his second stint in Philadelphia. In 2004, that position group contributed 32.0 of the club's 47.0 sacks (second in the NFL). Both

Corey Simon and Hugh Douglas became Pro Bowl players under Brasher.

BRASHER'S FOOTBALL CAREER

1970	Arkansas	Defensive Assistant
1971	Virginia Tech	Defensive Line/Linebackers
1974	Northeast Louisiana	Defensive Coordinator
1975	Shreveport (WFL)	Defensive Coordinator
1976	Northeast Louisiana	Defensive Coordinator
1977-81	Southern Methodist	Defensive Line
1982-84	New England Patriots	Defensive Line
1985	Philadelphia Eagles	Defensive Line
1986-89	Atlanta Falcons	Defensive Line
1990	Tampa Bay Buccaneers	Defensive Line
1992-98	Seattle Seahawks	Defensive Line
1999-05	Philadelphia Eagles	Defensive Line
2013-16	Kansas City Chiefs	Defensive Line (2013-15) Special Projects ('16)

Brasher served in the same capacity with the Eagles in 1985 as a member of then-head coach Marion Campbell's staff. In his one season with the Eagles, two of his defensive ends each tallied 13.0 sacks — Greg Brown, and a rookie by the name of Reggie White.

Brasher enjoyed a seven-year run as Seattle's defensive line coach (1992-98), seeing two of his players - Cortez Kennedy and Michael Sinclair - earn multiple Pro Bowl appearances. Kennedy was also named defensive player of the year in 1992. Brasher held identical posts at New England (1982-84), Atlanta (1986-89) and Tampa Bay (1990).

An all-conference selection as a linebacker at Arkansas from 1962-63, Brasher was a college teammate of Cowboys owner Jerry Jones and former NFL head coach Jimmy Johnson.

After beginning his coaching career with a six-year tour of the high school ranks, Brasher's alma mater provided him with his first collegiate coaching assignment when he was named Arkansas' defensive assistant in 1970. He also had stops at Virginia Tech, Northeast Louisiana and Southern Methodist University, with a one-year stay as the defensive coordinator of the World Football League's Shreveport Steamers in 1975.

Brasher attended El Dorado High School in his hometown of El Dorado, Ark., also the hometown of Chiefs Founder Lamar Hunt.

Education: Arkansas (B.A. 1964). **Born:** El Dorado, Ark. **Family:** Wife - LaNelle; Children - Melodie and Christy; Grandsons - Nicholas, Brennen, Quintin and Zane.



TRAVIS CRITTENDEN

Strength & Conditioning Assistant

- 5th Year in NFL
- 4th with Chiefs



Travis Crittenden enters his fourth season as an assistant strength and conditioning coach with the Kansas City Chiefs after spending the 2012 season in the same capacity for the Philadelphia Eagles.

Prior to entering the NFL, he served as the director of football operations and general manager of Competitive Edge Sports in Atlanta, Ga., where he led professional athletes through offseason training and also prepared collegiate football players for the NFL Combine and pro days, in addition to working with several international and US Olympic athletes.



With CES, he conducted several sports performance camps and clinics around the country.

He was also a co-founder at Speedworx Sports in 2010 and currently is a director of sports performance at 360 Football Academy.

CRITTENDEN'S FOOTBALL CAREER

2000-03	Virginia Military Institute	Tackle
2004-07	AFL	Tackle
2007-08	CES	Director of Operations
2009-11	Stephenville (TX) HS	DL/Speed Development
2012	Philadelphia Eagles	Asst. Strength & Cond.
2013-16	Kansas City Chiefs	Asst. Strength & Cond.

Crittenden spent three seasons as the defensive line coach and speed development coach for Stephenville (Texas) High School. He was also director of operations at CES after spending past seasons training athletes during the offseason.

He played football at Fork Union Military Academy (1999) before finishing his collegiate career at Virginia Military Institute (2000-03), and he went on to play four seasons (2004-07) in the AFL at both defensive end and fullback. At VMI, he majored in psychology and education and minored in English. He competed in track and field, throwing the shot put, discus, hammer and 35lb weight.

Crittenden collaborated with fellow colleagues at CES to write and publish a book titled "Football Training Like the Pros," as well as the nationally accredited "Movement Overspeed Resistance Reaction" also known as "MORR" Certification.

Education: Virginia Military Institute (B.A. 2003).

Born: New Kent, Va. **Family:** Wife - Laura.



MARK DELEONE

Assistant Linebackers



- 5th Year in NFL
- 4th with Chiefs

Mark DeLeone enters his fourth campaign with the Kansas City Chiefs, and second as assistant linebackers coach in 2016. Before being promoted, DeLeone was a defensive quality control coach for three seasons, two with the Chiefs (2013-14) and one with the New York Jets (2012). DeLeone's time in Kansas City is highlighted by tutoring linebackers to a Pro Bowl berth in each season with the Chiefs.

DeLeone's third season with the Chiefs saw Tamba Hali, Justin Houston and Derrick Johnson all earn Pro Bowl berths, just the third time in franchise history that three Chiefs linebackers were selected to the NFL's all-star game, with all three occurrences being held by Hali, Houston and Johnson. During the 2015 season, LB Derrick Johnson broke the franchise's all-time tackle record, ending the season with 1,101 career tackles. Additionally, Justin Houston moved into fifth place in the Kansas City record book for career sacks, compiling 7.5 on the season and 56.0 for his career. Along with Houston, Tamba Hali moved up in the franchise's record books, recording two multi-sack games on the season, moving into second place all time with 86.5 career sacks.

In his second season, Houston broke the team's franchise record for sacks with 22.0, topping Derrick Thomas' previous record of 20.0 sacks in a single season. Houston's performance led to him being named the Derrick Thomas award winner as the team's MVP.



With his assistance, the team racked up 47.0 sacks

for 309 yards, tied for sixth in the league.

Prior to entering the NFL coaching ranks with the Jets in 2012, DeLeone served as a graduate assistant at Temple University during 2011. He also served as a quality control coach at the University of Florida in 2010, working on Head Coach Urban Meyer's staff.

DELEONE'S FOOTBALL CAREER

2007-08	Iowa	Student Assistant
2009	New Hampshire	Dir. of Football Ops/ Asst. Off. Line
2010	Florida	Quality Control
2011	Temple	Graduate Assistant
2013-16	K.C. Chiefs	Def. Quality Control ('13-14) Asst. Linebackers Coach ('15-16)

He worked with the wide receivers in the spring, and then moved on and worked with the offensive line and tight ends in the fall. During that season, the Gators produced seven All-SEC performers en route to their Outback Bowl victory.

In 2009, he held the titles of director of football operations and assistant offensive line coach at the University of New Hampshire. In that season, the Wildcats went 10-3 en route to the Colonial Athletic Association North championship and a quarterfinal showing in the Football Championship Subdivision playoffs.

He began his collegiate coaching career at the University of Iowa, where he was a defensive student assistant for Head Coach Kirk Ferentz and the Hawkeyes staff (2007-08). In 2007, he worked with the linebackers and switched to the defensive line in 2008. While with the Hawkeyes, Iowa won the 2009 Outback Bowl and produced 14 All-Big Ten selections and 22 NFL players.

DeLeone worked with two 2011 first-round NFL Draft picks in OL Mike Pouncey (Florida) and Adrian Clayborn (Iowa) during his time in the collegiate coaching ranks.

A 2009 graduate of the University of Iowa, DeLeone earned a bachelor's degree in liberal arts and sciences.

Education: University of Iowa (B.A. 2009). **Born:** Syracuse, N.Y. **Family:** Wife - Molly.



GARY GIBBS

Linebackers



- 15th Year in NFL
- 8th with Chiefs

06 10
Division Titles

Gary Gibbs enters his eighth season as the Chiefs linebackers coach in 2016. He joined Kansas City in 2009 after spending three years as the defensive coordinator in New Orleans (2006-08).

Respected in both the NFL and college football ranks, Gibbs enters his 15th season in the pro game after a 22-year career on the collegiate level that featured six seasons as the head coach at the University of Oklahoma (1989-94).

Under Gibbs' guidance, LBs Tamba Hali, Derrick Johnson and Justin Houston have flourished. Hali has registered 67.5 sacks in seven seasons. Johnson has registered 711 tackles in six seasons.

With Gibbs' help in 2015, Hali, Johnson and Houston were once again selected to the Pro Bowl. In the 2015 season, Johnson and LB Josh Mauga were both in the top-five in total tackles on the team, with 116 and 57, respectively. Additionally, Houston and Hali were first and second on the team in sacks. Additionally, the Chiefs linebacker group ranked second in the NFL in 2015 for interceptions by linebackers, tallying six on the season.

In 2014, Houston captured the team's single-season sack record and led the NFL with 22.0 sacks. His 22.0 sacks surpassed the previous record of 20.0 held by Chiefs LB Derrick Thomas set in 1990. Houston's performance led to him being named the Derrick Thomas award winner as the team's MVP. Houston also tied for the team lead with 11.0 sacks in 2013, including a 4.5-sack performance at Philadelphia (9/19/13), helping him earn AFC Defensive Player of the Month for September.



In 2012, the trio of linebackers each earned a spot in the Pro Bowl, marking the first time in franchise history that the club has sent three linebackers to the NFL All-Star Game in the same season. The group followed up that performance by each earning a spot in the Pro Bowl following the 2013 season. Gibbs served as the club's interim defensive coordinator for the final eight games of the 2012 season.

Following the 2011 season, Hali and Johnson combined to become the first linebacking duo in team history selected to the Pro Bowl in the same season since Bobby Bell and Willie Lanier (1972 season).

Prior to joining the Chiefs, Gibbs spent three seasons as the defensive coordinator with New Orleans (2006-08). In his first season, the Saints reached the NFC Championship Game for the first time in team history. They ranked 11th in total defense, allowing 307.3 ypg that season. After ranking 28th in the league in scoring defense in 2005, they ranked 13th in that category under Gibbs in 2006, allowing 20.1 ppg.

GIBB'S FOOTBALL CAREER

1972-94	Oklahoma	Llinebacker ('72-74)
			Graduate Assistant ('75-77)
			Llinebackers ('78-80)
			Defensive Coordinator ('81-88)
			Head Coach ('89-94)
2000	Georgia	Defensive Coordinator
2001	LSU	Defensive Coordinator
2002-05	Dallas Cowboys	Linebackers
2006-08	New Orleans Saints	Defensive Coordinator
2009-16	Kansas City Chiefs	Linebackers

He joined the Saints after spending four seasons as linebackers coach in Dallas (2002-05). Gibbs entered the NFL after one-year stints as the defensive coordinator at LSU (2001) and Georgia (2000). At Georgia, Gibbs tutored a defense that allowed only 18.0 ppg and ranked ninth nationally in total defense.

Gibbs began his football career at Oklahoma, spending 23 years at the school as a player and coach. Over that span, the Sooners appeared in 16 bowl games and won three national championships (1974, 1975 and 1985). In his six seasons as head coach, the Sooners went to three bowl games: the 1990 Gator Bowl, 1993 John Hancock Bowl and 1994 Copper Bowl. Gibbs produced 25 NFL draftees during his head coaching stint despite probation stipulations that severely limited the school's scholarship allotment.

Gibbs began his coaching career at Oklahoma as a graduate assistant in 1975 and was promoted to linebackers coach in 1978. He guided the linebackers for three seasons before taking over the club's defensive coordinator duties in 1981. During his tenure, Oklahoma won the 1985 national championship and led the nation in total defense for three consecutive years (1985-87). A linebacker at Oklahoma from 1972-74, Gibbs helped the Sooners post a 32-1-1 overall mark during his playing tenure, including a national title in 1974. Gibbs attended training camp with the New England Patriots as a rookie free agent in 1975. He lettered in both football and baseball at Spring Branch High School in Houston, Texas.

Education: Oklahoma (B.B.A. 1974; M.B.A. 1976).

Born: Beaumont, Texas. **Family:** Wife - Jeanne; Children - Whitley and Jordan.



AL HARRIS

Secondary/Cornerbacks




- 19th Year in NFL
- 4th with Chiefs
- 4th year NFL Coach



Al Harris returns for his fourth season with the Chiefs and his first as secondary/cornerbacks coach in 2016 after spending his first three seasons as defensive assistant/secondary coach. Harris started his coaching career after a 15-year NFL playing career that saw him reach two Pro Bowls and earn an All-Pro selection.

In Harris' third season with the Chiefs, the defense proved to be one of the best in the league. The club forced 29 opponent turnovers on defense and special teams. The Chiefs defense ranked first in the AFC in interceptions in 2015 and second in the league with 22 interceptions for four touchdowns. Under Harris' guidance, DB Ron Parker recorded 7.0 sacks in his career, which rank first in Chiefs history among defensive backs, with five of his sacks being from the 2015 season. Additionally, CB Marcus Peters set the franchise record for passes defended in a single season with 26.



Under Harris' guidance in 2015, five defensive players were selected to the 2016 Pro Bowl, including S Eric Berry, LB Tamba Hali, LB Justin Houston, LB Derrick Johnson and CB Marcus Peters. The club's defense racked up six defensive touchdowns, third most in team history, and tied for fifth in the NFL in fewest points allowed per game with 19.1, a total of 305.

In 2012, Harris served as a coaching intern with the Miami Dolphins under Head Coach Joe Philbin.

Originally drafted by the Tampa Bay Buccaneers in the sixth round (169th overall) of the 1997 NFL Draft, Harris went on to play in 194 games (128 starts) in a 15-year NFL playing career. He recorded 469 tackles (423 solo), 4.0 sacks (-22.0 yards), 21 interceptions returned for 407 yards with three returned for touchdowns, 148 passes defended, two forced fumbles and two fumble recoveries. He appeared in 12 postseason games with

four playoff starts, recording 31 tackles (29 solo), one interception returned for a 52-yard touchdown, 11 passes defended and one forced fumble.

HARRIS' FOOTBALL CAREER

1993-94	Trinity Valley Comm. College	Cornerback
1995-96	Texas A&M University-Kingsville	Cornerback
1998-02	Philadelphia Eagles	Cornerback
2003-09	Green Bay Packers	Cornerback
2010	Miami Dolphins	Cornerback
2011	St. Louis Rams	Cornerback
2012	Miami Dolphins	Coaching Intern
2013-16	K. C. Chiefs	Def. Asst./Secondary ('13-15) Secondary/Cornerbacks ('16)

After spending his entire rookie campaign (1997) on Tampa Bay's practice squad, he was waived and claimed by the Philadelphia Eagles for the 1998 season. He was a spot contributor in the defensive backfield appearing as the club's nickel cornerback for five seasons (1998-2002). Starting with the 1999 season, he played for Chiefs Head Coach Andy Reid, who held the same position with the Eagles.

With the Eagles, Harris was a part of two NFC East division championship teams in 2001-02 as the team went on to compete in back-to-back NFC Championship games.

Following the 2002 season with Philadelphia, Harris was acquired by the Green Bay Packers. He spent seven seasons with the Packers (2003-09) where Chiefs General Manager John Dorsey served as the club's Director of College Scouting at the time.

With the Packers, Harris started all 102 regular season games in seven seasons with the team, including playing in five postseason games (four starts). He earned trips to the Pro Bowl following the 2007-08 seasons.

He finished his career playing three games with the Miami Dolphins in 2010 and appearing in nine games (five starts) with the St. Louis Rams in 2011.

Harris spent two seasons (1993-94) at Trinity Valley Community College in Athens, Texas, where he was a member of the 1994 national championship team. He transferred to Texas A&M University-Kingsville where he was a two-year starter and letterman (1995-96) and was a first-team All-Lone Star Conference pick as a senior.

Education: Texas A&M-Kingsville (B.A. 1997).

Born: Pompano Beach, Fla. **Family:** Wife - Shyla; Children - Al Jr., Gavin and Gage.



ANDY HECK

Offensive Line



- 25th Year in NFL
- 4th with Chiefs
- 13th Year NFL Coach



Andy Heck enters his 25th year of professional football in 2016. He begins his 13th season as an NFL coach, including his fourth as the Chiefs offensive line coach. His time in the NFL includes a 12-year career as an offensive lineman.

In 2015, the offensive line proved its versatility as nine different offensive line combinations including eight different offensive linemen made up the starting lineup. Rookie Mitch Morse started all but one game at center, and T Eric Fisher solidified the left tackle spot during the club's 11-game winning streak. The offensive line was also effective in the progression of backup RBs Charcandrick West and Spencer Ware as they stepped in for an injured RB Jamaal Charles. West and Ware combined for 10 rushing touchdowns in 2015.

During the 2014 season, the line helped RBs Jamaal Charles and Knile Davis carry the scoring load for the Chiefs. The two scored 22 of the Chiefs 40 total touchdowns, which ranked first among a pair of teammates across the NFL. Additionally, Charles surpassed Priest Holmes as the Chiefs all-time leading rusher with 6,856 rushing yards. Charles' 1,033 rushing yards in 2014 was his third consecutive year over 1,000 yards and second consecutive behind Heck's line.

In 2013, Heck led Kansas City's offensive line to help Charles reach 1,287 rushing yards, enough for third-most in the NFL. T Branden Albert made his first appearance in the Pro Bowl under Heck's guidance. He also coached the 2013 first overall draft pick T Eric Fisher who saw action in 14 games (13 starts).



Prior to joining the Chiefs staff, Heck served nine years on the Jacksonville Jaguars coaching staff (2004-12), including the final seven seasons as the club's offensive line coach (2006-12). Before being promoted to that role, he served as the team's assistant offensive line coach (2005) and offensive assistant/assistant offensive line coach (2004).

Under Heck's guidance in 2011, Jacksonville's offensive line paved the way for RB Maurice Jones-Drew to rush for 1,606 yards to earn the NFL rushing title. In 2010, the Jaguars boasted the third-ranked rushing offense in the NFL, averaging 149.7 yards per game, including a 4.7 yards per carry average to rank fifth in the league. The team racked up 2,395 rushing yards to rank as the second-most in team history at that point.

In 2006 and 2007, the offensive line led the offense to the two highest single-season rushing totals in franchise history to date and two of the three lowest sack totals. The Jaguars set the single-season franchise record for rushing yards (2,541) in 2006 and allowed only 30.0 sacks, the second-fewest in team history.

HECK'S FOOTBALL CAREER

1985-88	Notre Dame	Tight End/Tackle
1989-93	Seattle Seahawks	Tackle
1994-98	Chicago Bears	Tackle
1999-00	Washington Redskins	Tackle
2001-03	University of Virginia	Grad. Asst. ('01-02) Tight Ends ('03)
2004-12	Jacksonville Jaguars	Off. Asst./Asst. OL ('04) Assistant Offensive Line ('05) Offensive Line ('06-12)
2012-16	Kansas City Chiefs	Offensive Line

In 2007, the line helped the offense to 2,391 rushing yards (149.4 per game), the most in the AFC and second-highest total in the NFL, and they allowed only 31.0 sacks, the third-fewest in franchise history.


Prior to joining the Jaguars, Heck served three seasons on the University of Virginia coaching staff, the first two seasons as a graduate assistant and the final year as tight ends coach. He tutored All-America tight end Heath Miller, who set numerous Atlantic Coast Conference tight end records for receiving and scoring. Miller was a first-round pick of the Pittsburgh Steelers in 2005.

Prior to joining the Virginia staff, Heck played in the NFL for 12 seasons (1989-2000) as an offensive lineman. He finished his playing career with the Washington Redskins, where he played for two seasons. As the starting left tackle in 1999, he blocked for an offense that ranked second in the NFL. From 1994 to 1998, Heck was a five-year starter for the Chicago Bears. In 1995, he gave up no sacks as part of an offensive line that yielded the fewest sacks in the NFL.

Heck was drafted in the first round (15th overall) by the Seattle Seahawks, where he was a unanimous All-Rookie selection in 1989. A starter for all five years with the Seahawks, he played three seasons without missing a snap.

A 1989 graduate of Notre Dame, Heck received a bachelor's degree in American studies. A first-team All-America selection, he co-captained the 1988 national championship team that finished 12-0. He was a tight end for his first three seasons at Notre Dame before moving to tackle in spring drills in his senior season.


Education: Notre Dame (B.A. 1989). **Born:** Fargo, N.D. **Family:** Wife - Jennifer; Children - Jonathan, Charlie, Molly and Evelyn.




COREY MATTHAEI

Assistant Quarterbacks

- 9th Year in NFL
- 4th with Chiefs





Division Titles

Corey Matthaei enters his fourth season with the Chiefs and his second as the team's assistant quarterbacks coach in 2016. In addition to tutoring the quarterbacks, Matthaei will also assist offensive line coach Andy Heck, working with the offensive line. Before being promoted in 2015, Matthaei was an offensive quality control coach for two seasons with the team and spent five seasons with the Philadelphia Eagles as a coaching assistant.



Since Matthaei's arrival in Kansas City in 2013, he has assisted Alex Smith to record three-consecutive 3,000-yard passing seasons. Smith's 63.7 completion percentage through his first three seasons with the club ranks first among Chiefs quarterbacks with at least 700 attempts. Smith set a single-game franchise record for completion percentage, completing 25 of 29 passes (86.2%) for 223 yards vs. St. Louis (10/26/14). In his first three seasons, Smith had a combined 30 wins, marking the most wins by a Chiefs QB in his first three seasons with the club.

In 2013, Matthaei assisted an offensive staff that saw the Kansas City offense improve exponentially as the season progressed.

MATTHAEI'S FOOTBALL CAREER

2003-06	Willamette University	Offensive Lineman
2007	Willamette University	Offensive Assistant
2008-12	Philadelphia Eagles	Coaching Asst. ('08-09)
			Assistant to the Head Coach ('09-12)
2013-16	Kansas City Chiefs	Off. Quality Control('13-14)
			Asst. Quarterbacks ('15-16)

Charles led the NFL in first downs (104), ranked second in yards from scrimmage with 1,980 and recorded the most receiving (693) yards by a running back in Chiefs history. QB Alex Smith threw only seven interceptions, ranking him first in the NFL for fewest interceptions (min. 300 attempts) and set a career record for most pass attempts in a single season (508).

Prior to his move to Kansas City, Matthaei served three seasons under Chiefs Head Coach Andy Reid with the Philadelphia Eagles as the assistant to the head coach from 2010-12 after completing two seasons with the Eagles as a coaching assistant (2008-09). He spent 2006-07 as Philadelphia's football operations assistant for training camp.

Before embarking on his NFL career, Matthaei played on the offensive line at Willamette University in Salem, Ore., (2003-06). Upon graduating, he spent one season as the offensive assistant at his alma mater.

Education: Willamette University (B.A. 2007).

Born: Fircrest, Wash. **Family:** Wife - Cari; Children - Taylor, Brayden and Kacey.



Tom Melvin

Tight Ends



- 18th Year in NFL
- 4th with Chiefs



Tom Melvin enters his fourth season as Kansas City's tight ends coach and is beginning his 18th season as an NFL assistant coach in 2016.

Under Melvin's leadership, TE Travis Kelce has solidified himself as an elite tight end. After spending his rookie season on IR, Kelce was one of the best tight ends from 2014-15. Kelce ranked fourth among tight ends with 1,737 receiving yards while ranking first with 1,045 yards after the catch the past two seasons. Kelce earned his first Pro Bowl selection in 2015 following a season where he recorded 72 catches for 875 yards and five touchdowns.

Melvin has produced well-rounded tight ends including the development of Demetrius Harris. Harris entered the league in 2014 after playing college basketball at UW-Milwaukee. In Harris' second season with the club, he recorded seven catches for 74 yards and one touchdown.

Prior to joining the Chiefs in 2013, Melvin spent 14 seasons on the offensive coaching staff in Philadelphia, including the last 11 years of his tenure as the Eagles tight ends coach. Prior to being elevated to tight ends coach, Melvin was the club's offensive assistant/quality control coach.



In his time overseeing the tight ends in Philadelphia, Melvin played a key role in the development of Brent Celek, who caught 280 passes for 3,472 yards and 20 touchdowns in his six-year career playing for Melvin and the Eagles. Celek ranked second on the Eagles squad for the second straight season with 57 receptions after hauling in 62 in 2011. He had 684 receiving yards in 2012 after registering 811 yards in 2011 with six touchdowns in the past two seasons.

In 2011, Celek topped all NFL tight ends with an average of 8.1 yards after the catch. Celek turned in one

of the finest seasons ever by an Eagles tight end in 2009 with 76 receptions for 971 yards and eight touchdowns.

MELVIN'S FOOTBALL CAREER

1982-83	San Francisco State	Offensive Lineman
1984-85	San Francisco State	Graduate Assistant
1986-87	Northern Arizona	Running Backs/ Offensive Line/Tight Ends
1988-90	UC Santa Barbara	Off. Coordinator/ Offensive Line
1991-98	Occidental College	Offensive Coordinator/ Offensive Line
1999-12	Philadelphia Eagles	Offensive Assistant/ Quality Control ('99-01) Tight Ends ('02-12)
2013-16	Kansas City Chiefs	Tight Ends

Melvin joined the Eagles after an eight-year stint at Occidental College, where he served as the school's offensive coordinator and offensive line coach. In 1993, he led the Tigers to a then school record 326 points and 2,526 rushing yards on the way to an 8-1 record.

Prior to his time at Occidental, he served as the offensive coordinator/offensive line coach at the University of California—Santa Barbara. At UCSB, Melvin directed the nation's fifth-ranked offense in 1989 while coaching five All-America selections.

From 1982-83, Melvin played on the offensive line at San Francisco State University. During the 1983 season, his position coach at SFSU was current Chiefs Head Coach Andy Reid.

Following his playing career at San Francisco State, Melvin began his coaching career as a graduate assistant at his alma mater, serving on the same staff with Reid. He then moved on to Northern Arizona, where he mentored TE Shawn Collins, a first-round draft pick of Atlanta in the 1989 NFL Draft.

Melvin attended Cubberley High School in Palo Alto, Calif. Today, he holds a bachelor's degree in physical education from San Francisco State and a master's degree in educational administration from Northern Arizona.

Melvin's cousin, Bob Melvin, is a former major league catcher and current manager of the Oakland Athletics.

Education: San Francisco State University (B.A. 1984, M.E. 1987). **Born:** Redwood City, Calif. **Family:** Wife - Kathy; Children - Justin, Joshua, J.T., Heather; Granddaughter - Haylee.



BROCK OLIVO

Assistant Special Teams



- 7th Year in NFL
- 3rd with Chiefs
- 3rd year NFL Coach

Brock Olivo enters his third season with the Chiefs in 2016. He previously spent two seasons (2012-13) as an assistant coach with Coastal Carolina where he coached the running backs and assisted on special teams.

With Olivo's guidance, K Cairo Santos recorded 129 points in the 2015 regular season, and tied for the second-most points by an individual player in a playoff game with 12 points in the Wild Card playoff game in Houston. Additionally P Dustin Colquitt grabbed the top ranking in NFL history for percentage of punts inside the 20 (39.7%) since 1976 with 353.

Olivo also assisted with the return and coverage units, in which over the 2013-15 seasons, the Chiefs led the NFL in kick returns (130) for 3,537 yards and average starting field position after kickoff (27.2).



Under Olivo's tutelage at Coastal Carolina, senior RB Lorenzo Taliaferro shattered a number of Chanticleer single-season rushing records, including yards (1,729), attempts (276), touchdowns (27), yards per game (115.3), all-purpose yards (1,882), 100-yard rushing games (nine), multi-rushing touchdown games (eight), points scored (174) and most total touchdowns scored (29). In 2012, the Chanticleers averaged 199.2 rushing yards per game to rank 25th in the Football Championship Subdivision and in 2013, Coastal Carolina ranked eighth among FCS teams, averaging 252.1 rushing yards per game.

Prior to joining Coastal Carolina in 2012, Olivo spent the 2011 season as running backs coach for the Omaha Nighthawks of the United Football League (UFL).

OLIVO'S FOOTBALL CAREER

1994-97	Missouri	Running Back
1998-2001	Detroit Lions	Running Back
2009-11	S.S. Lazio Marines	HC/OC/ST
2009-11	Italian National Football Team	HC/OC
2011	Omaha Nighthawks (UFL)	Running Back
2012-13	Coastal Carolina	RBs/Asst. Special Teams
2014-16	Kansas City Chiefs	Asst. Special Teams

Before joining the Omaha Nighthawks, Olivo served as head coach and offensive coordinator of the Italian National Football Team. He was also the head coach, offensive coordinator and special teams coordinator of the S.S. Lazio Marines, a Serie A1 team which competes in Italy's IFL, the country's highest level of American football.

He spent four seasons (1998-01) with the Detroit Lions, serving as a running back and as a special teams player. During those four seasons, he played alongside his cousin, Scott Kowalkowski, who enjoyed an 11-year NFL career as a linebacker and standout special teams player. Olivo's uncle, Bob Kowalkowski, played 13 seasons in the NFL as an offensive lineman. Olivo's father, David, played QB for the St. Louis Cardinals.

A product of the University of Missouri, Olivo set the then-school career record for rushing yards with 3,026 from 1994-97 and led the team in scoring in three straight seasons from 1994-96. Olivo was also the nation's first recipient of the Mosi Tatupu Award, an honor bestowed on college football's top special teams player. He became just the seventh player in Missouri football history to have his number (27) retired. A 2000 graduate, he received his degree in English. While at Missouri, Olivo played for a Tigers coaching staff that included Chiefs special teams coordinator Dave Toub, who held the title of strength and conditioning coach and defensive line coach for more than a decade (1989-00). Following his NFL career, Olivo worked three years at the National Italian American Foundation.

Education: Missouri (B.A. 2000). **Born:** St. Louis, Mo. **Family:** Wife - Federica; Daughter, Sofia.



- 4th Year in NFL
- 4th with Chiefs

Britt Reid enters his fourth season with the Kansas City Chiefs and his first as defensive line coach after spending the previous three years as assistant defensive line coach. Before being promoted, Reid spent the previous two years as the team's defensive quality control coach. Prior to joining the Chiefs, Reid spent three seasons (2010-12) at Temple University as a graduate assistant working with the offense.

Reid has assisted primarily with the defensive line, helping NT Dontari Poe earn two Pro Bowl berths and DL Allen Bailey improve to career high 5.0 sacks in 2014. In 2013, Kansas City ended the season tied for fifth in the NFL in points allowed per game, with just 305 points (19.1 avg.).

The 2015 season saw four different players start at multiple positions along the defensive line. The Kansas City defensive line tallied 14.0 sacks and 27 tackles for loss under Reid's watch.



REID'S FOOTBALL CAREER

2009	St. Joseph's Prep	Asst. Offensive Line
2010-12	Temple University	Student Asst. ('10-11) Graduate Assistant ('12)
2013-16	Kansas City Chiefs	Quality Control ('13-14) Asst. Defensive Line ('15) Defensive Line ('16)

Prior to his graduation, Reid served as a student assistant for the Temple football program for two seasons assisting the offense.

Reid also spent two years (2011-12) working the Steve Addazio football camp.

In 2009, he was a training camp coordinator intern for the Philadelphia Eagles, and in 2008, he was an assistant offensive line coach at St. Joseph's Preparatory in Philadelphia.

Reid has a bachelor's degree in communications from Temple University. He played football at Harriton High School and was a captain for three seasons. He played in the East-West All-Star Game as a senior.

Education: Temple University (B.A. 2012). **Born:** San Francisco, Calif. **Family:** Wife - Kristen. Son - Maverick and Daughter - Somers.



BARRY RUBIN

Strength & Conditioning



- 20th Year in NFL
- 4th with Chiefs



'96'97

Conference Titles

'95'96'97'02'03

'04'10

Division Titles

'96

Super Bowls

Barry Rubin enters his fourth season as the Chiefs strength and conditioning coach in 2016. Rubin played a critical role during his first three seasons with the club, implementing and maintaining a strength and conditioning program throughout the year that prepared the team for three consecutive winning seasons.

He joined the Chiefs after serving the previous three seasons in the same capacity with the Philadelphia Eagles (2010-12).

Prior to being promoted to the Eagles Head Strength and Conditioning Coach in 2010, he was an assistant for two years (2008-09).



Before his move to Philadelphia, he spent seven years as the head strength and conditioning coach (1999-2005) and four years as an assistant for the Green Bay Packers (1995-98). During his tenure in Green Bay,

RUBIN'S FOOTBALL CAREER

1976-77	Louisiana Sate	Running Back/Punter
1978-80	Northwestern (La.) State	Tight End/Punter
1982-83	Northeast Louisiana	Strength Coach
1984-85	Louisiana Sate	Strength & Cond.
1987-90	Northeast Louisiana	Strength Coach
1994	Northeast Louisiana	Strength Coach
1995-05	Green Bay Packers	Asst. Str.& Cond.('95-8)
		Strength & Cond. ('99-05)
2008-12	Phil. Eagles	Asst. Str.& Cond. ('08-09)
		Strength & Cond. ('10-12)
2013-16	Kansas City Chiefs	Strength & Cond.

the Packers earned six division titles, two NFC championship titles and a Super Bowl XXXI victory under Head Coach Mike Holmgren. He also served as a strength coach at Northeast Louisiana (1982-83, 1987-90 and 1994) and LSU (1984-85).

Rubin was inducted into the University of Northwestern Louisiana Hall of Fame in 2014, where he played with former Chiefs great Joe Delaney, and the USA Strength and Conditioning Coaches Hall of Fame in 2003.

He played tight end and punter at Northwestern (La.) State from 1978-80 after serving as a running back and punter at LSU from 1976-77.

Education: Northwestern (La.) State (B.A. 1981).

Born: Monroe, La. **Family:** Wife - Nicole; Daughter - Daley.



RICK BURKHOLDER

Head Athletic Trainer



- 24th Year in NFL
- 4th with Chiefs



Known as one of the top athletic trainers in the National Football League, Rick Burkholder enters his 24th NFL season and his fourth with the Chiefs in 2016.

On Feb. 19, 2014, Burkholder received one of the highest honors in his profession as he was elected to a three-year term as President of the Professional Football Athletic Trainers Society (PFATS), which serves the players of the NFL, the member clubs and other members of the community, while ensuring the highest quality of health care provided to the NFL. During his term, he has focused on two specific initiatives – emphasizing the need for gender equality in the NFL's athletic trainers, as well as the importance of athletic trainers at youth and high school levels.

On February 29, 2016, the Pennsylvania Athletic Trainers' Society (PATS) announced that Burkholder would be one of three 2016 Pennsylvania Athletic Training Hall of Fame inductees. Burkholder will be honored at the 2016 PATS Annual Meeting & Clinical Symposium from June 2-4 in Grantville, PA.

Additionally, on June 24, 2016, Burkholder was given the 2016 National Athletic Trainers' Association's Most Distinguished Athletic Trainer Award.

Spending 17 years with Chiefs Head Coach Andy Reid, who held the same position with the Philadelphia Eagles (1999-2012), Burkholder became well known for his expertise in his rehabilitation programs. He and his staff were recognized by their peers following the 2010 season, being named the NFL's top training staff for the year.

Throughout his career, Burkholder has had numerous success stories rehabilitating players. In 2004, an aggressive rehabilitation program allowed wide receiver Terrell Owens to return from a surgically-repaired ankle in seven weeks to play in Super Bowl XXXIX with the Eagles. He also helped Duce Staley return to the field in 2001, who suffered a severe Lis Franc sprain in his foot. The process went so well that Burkholder has since been published and has spoken nationally on the Lis Franc injury and its rehabilitation process. In addition, Burkholder designed a rehab program for Steelers cornerback Rod Woodson in 1995 after he suffered a torn anterior cruciate ligament (ACL) in the season opener, and Woodson returned just four and a half months after surgery to play in Super Bowl XXX.

Burkholder has created specialized rehab programs for several Chiefs over the last three years, including the recent Achilles' tendon injuries of both linebacker Derrick Johnson and former defensive end Mike DeVito in 2014. He also played a major role in safety Eric Berry's return to the field in 2015 after battling Hodgkin's lymphoma.

Burkholder has been very proactive in sports medicine, emphasizing programs that prevent and combat dehydration, asthma and lower back injuries. In

Philadelphia, he was instrumental in injury prevention by modifying the team's stretching program and instituting a torso-strengthening program known as "back school."

Before joining the Eagles training staff, he spent six seasons as an assistant athletic trainer with the Pittsburgh Steelers and three seasons as an assistant football athletic trainer at his alma mater, the University of Pittsburgh. A 1987 Pittsburgh graduate, Burkholder went on to earn his master's degree in athletic training from the University of Arizona where he spent two seasons as a graduate assistant and another as an assistant athletic trainer.

BURKHOLDER'S FOOTBALL CAREER


1986	New England Patriots	Summer Intern/ Athletic training
1988-90	University of Arizona	Graduate Asst./ Athletic Trainer ('88-89) Asst. Athletic Trainer ('90)
1991-93	University of Pittsburgh	Asst. Athletic Trainer
1994-98	Pittsburgh Steelers	Asst. Athletic Trainer
1999-12	Philadelphia Eagles	Head Athletic Trainer
2013-16	Kansas City Chiefs	Head Athletic Trainer

Burkholder is a certified athletic trainer and a member of the National Athletic Trainers Association, the Pennsylvania Athletic Trainers Society, in addition to his membership in PFATS. While with Philadelphia, he served as the NFC head athletic trainer representative on the PFATS executive committee.

In 2013, he was a part of a football safety clinic geared specifically for moms at The University of Kansas Hospital Training Complex. He is actively involved in the Kansas City community having given educational presentations on concussions and heat and hydration as part of The University of Kansas Hospital Sports Medicine and Performance Center. Burkholder was instrumental in obtaining funding from the NFL Foundation and a matching grant from the Hunt Family Foundation with which the Chiefs and The University of Kansas Hospital will provide athletic training coverage to KC United, a local youth football league currently without any medical coverage.

Burkholder first gained NFL experience serving as a summer intern with the New England Patriots training staff in 1986. He was influenced by his father, Richard, a long-time athletic trainer at Carlisle High School, and his mother, Nancy, a registered nurse. In 2003, Burkholder and his father were named distinguished alumni of Carlisle High School and in 2013 Rick was honored with the Pennsylvania Athletic Trainers Society Distinguished Merit Award.


Education: Pittsburgh (B.S. 1987), Arizona (M.S. 1989). **Born:** Carlisle, Pa. **Family:** Wife - Kristine; Children - Quinn Taylor and Carly Ann.




EMMITT THOMAS

Defensive Backs


- 49th Year in NFL
- 20th with Chiefs
- 36th Year NFL Coach
- 7th with Chiefs






'69'87'91

Super Bowls




'66'69

AFL Titles



'87'91

Conference Titles



HOF 08


6671879100

0410

Division Titles

Emmitt Thomas returned to his football roots in Kansas City in 2010, joining the Chiefs as the defensive backs coach. Inducted into the Pro Football Hall of Fame in 2008 and the Chiefs Hall of Fame in 1986, Thomas played cornerback for 13 seasons with Kansas City (1966-78) and finished his career with a franchise-record 58 interceptions. He was inducted into the Missouri Sports Hall of Fame in 2012, the Texas Sports Hall of Fame in 2009, as well as the Texas Black Sports Hall of Fame and the Black College Hall of Fame in 2016.

Thomas enters his 36th season as an NFL assistant coach (seventh in Kansas City) and his 49th overall NFL campaign in 2016. He was a member of both of Kansas City's Super Bowl squads, registering four INTs during the club's postseason run in 1969 that culminated with a win in Super Bowl IV. He also owns a pair of Super Bowl rings working on Joe Gibbs' staff with the Washington Redskins.



In 2015, Thomas' defensive backs group helped the Chiefs defense rank second in the NFL with 92 passes defended. Rookie CB Marcus Peters tied for the top spots in the league for passes defended (26) and interceptions (8) in 2015. Also, the group combined for 22 interceptions, ranking first in the AFC and second in the league. The club also finished third in the league for points allowed during the regular season (287 total, 17.9 average). S Eric Berry made his fourth trip to the Pro Bowl following the 2015 season under Thomas' guidance.

Prior to re-joining the Chiefs, Thomas spent eight seasons coaching with the Atlanta Falcons (2002-09), including a stint as interim head coach for the final three games in 2007. He owns seven seasons of NFL experience as a defensive coordinator, including a two-year tenure in that role with Minnesota (2000-01). The Vikings won the NFC Central and advanced to the NFC Championship Game during the 2000 season, and he held the same capacity with Green Bay (1999), helping CB Mike McKenzie earn all-rookie accolades.

He served as defensive coordinator for four seasons in Philadelphia (1995-98). In 1998, the Eagles defense led the NFL in pass defense (170.0 ypg)

THOMAS' FOOTBALL CAREER

1962-65	Bishop College (Texas)	QB/WR
1966-78	Kansas City Chiefs	Cornerback
1979-80	Central Missouri	Def. Coord. ('79)
		Secondary ('80)
1981-85	St. Louis Cardinals	Tight Ends/WRs
1986-94	Washington Redskins	WRs ('86)
		Secondary ('87-94)
1995-98	Philadelphia Eagles	Defensive Coord.
1999	Green Bay Packers	Defensive Coord.
2000-01	Minnesota Vikings	Defensive Coord.
2002-09	Atlanta Falcons	Secondary ('02-03)
		Senior Def. Asst./Secondary ('04-06)
		DBs/Interim Head Coach ('07)
		Asst. Head Coach/Secondary ('08-09)
2010-16	Kansas City Chiefs	Defensive Backs

and was third in the league in sacks per pass attempt (8.6). Philadelphia finished fifth in the NFL in total defense in 1996 and fourth in 1995, advancing to the playoffs both of those years.

Thomas spent nine seasons as an assistant coach with Washington (1986-94), where he coached two Pro Football Hall of Famers – CB Darrell Green and WR Art Monk. Thomas served as the secondary coach his final eight campaigns with the Redskins, helping Green earn three Pro Bowl honors.

Thomas helped guide the Redskins to five playoff appearances, including wins in Super Bowl XXII and Super Bowl XXVI. He began his tenure with the club as receivers coach in 1986 when both Monk and WR Gary Clark earned Pro Bowl honors.

The Angleton, Texas, native began his NFL coaching career as the wide receivers/tight ends coach with the St. Louis Cardinals (1981-85). Under Thomas' tutelage, WR Roy Green tied for the NFC lead with 78 receptions in 1983. He began his coaching career at Central Missouri (1979-80).

On 58 INTs in 181 regular season games, he recorded a Chiefs record 938 INT return yards and produced five INT return TDs and seven fumble recoveries. He was named to the Pro Bowl or the AFL All-Star Game on five occasions and was a first-team All-Pro selection in 1974 when he led the NFL with 12 INTs. He won two AFL titles with the Chiefs and was a member of the club's Super Bowl I squad, as well as the club's team that claimed a victory in Super Bowl IV. Thomas joined the Chiefs as an undrafted free agent in 1966 from Bishop College in Dallas, Texas, where he played quarterback and wide receiver.

Education: Bishop College (B.S. 1965). **Born:** Angleton, Texas. **Family:** Wife - Jacqui; Children - Derek and Dedra.



JOE BLEYMAIER

Offensive Quality Control



- 1st Year in NFL
- 1st with Chiefs

Joe Bleymaier enters his first season as the Chiefs offensive quality control coach in 2016. Bleymaier comes to Kansas City after spending the previous three seasons at the University of Colorado (2013-15), with his final season spent as the Buffaloes' Director of Quality Control.

Prior to his time at Colorado, Bleymaier spent two seasons at Wauwatosa East High School in Milwaukee, Wis., while he was attending law school. Additionally, Bleymaier spent three summers as a football operations intern with Andy Reid and the Philadelphia Eagles (2007-09) while Reid was the Head Coach and Executive Vice President of Football Operations in Philadelphia.

Bleymaier was a four-year letterman as a wide receiver at Delaware (2002-05), where he hauled in 74 career receptions for 864 yards (11.7 avg.) with 11 total

offensive touchdowns. In his sophomore season, Bleymaier was a member of the Blue Hens' 15-1, I-AA National Championship team.

BLEYMAIER'S FOOTBALL CAREER

2002-05	Delaware	Wide Receiver
2006-07	Wauwatosa High School	Asst. Coach
2007-09	Philadelphia Eagles ..	Football Ops. Summer Intern
2016	Kansas City Chiefs	Offensive Quality Control

Bleymaier is the son of current San Jose State Athletic Director and former Boise State A.D. Gene Bleymaier.

Education: University of Delaware (B.A., 2005; J.D. 2009). **Born:** Boise, Idaho. **Family:** Wife - Stephanie



MIKE SMITH

Assistant Defensive Line



- 8th Year in NFL
- 1st with Chiefs
- 4th year NFL coach

Mike Smith begins his fourth NFL season and first in Kansas City in 2016 as the assistant defensive line coach. Smith comes from Texas Tech where he served as the co-defensive coordinator and coached the defensive line for two seasons (2013-15). Smith served as the interim defensive coordinator for the final nine games of the 2014 season and under his guidance, junior Pete Robertson led the Big 12 Conference in sacks (12.0). In 2013, the Red Raider defense nearly doubled its turnover production from the previous season and featured three players with 70-plus tackles.

Smith found his way back to his alma mater after spending two years as a coaching intern and one season as the outside linebackers coach with the New York Jets under then-assistant head coach/linebackers and current Chiefs defensive coordinator Bob Sutton (2010-12). Under his guidance in 2011, free agent acquisition Aaron Maybin led the Jets with 6.0 sacks and four forced fumbles in only 13 games of action.

Prior to his time with the Jets, Smith was the linebackers coach at the University of Hawaii for one season (2009).

SMITH'S FOOTBALL CAREER

2005-08	Baltimore Ravens	Linebacker
2009	University of Hawaii	Linebackers
2010-12	New York Jets	Outside Linebackers
2013-15	Texas Tech	Co-Defensive Coord./D-Line
2016	Kansas City Chiefs	Asst. Defensive Line

Before his coaching career began, Smith was drafted by the Baltimore Ravens and played four seasons (2005-08) before his career was cut short by injuries.

A product of Lubbock Coronado High School in Lubbock, Texas, Smith enjoyed a stellar career at Texas Tech in which he made 45 career starts and played in 50 games. Smith's career culminated with an upset victory over then No. 4 California in the Holiday Bowl in his senior season. As a senior, he led the Red Raiders with 83 total tackles and earned All-Big 12 Honorable Mention accolades.

Education: Texas Tech (2004). **Born:** Lubbock, Texas. **Family:** Wife - Emily, Son - Weston.



TAYLOR EMBREE

Defensive Assistant



- 1st Year in NFL
- 1st with Chiefs

Taylor Embree enters his first NFL season in Kansas City in 2016 as a defensive assistant. Before joining the Chiefs, Embree was the graduate assistant/offense for the UCLA football program.

Embree was a four-year wide receiver for the Bruins (2008-11), ranking third on the team in receptions as a senior after finishing first or second in catches and receiving yards in each of his first three seasons. He recorded 143 receptions for 1,776 yards and saw action in all 50 games (32 starts) during his collegiate career. He completed his career ranked among the all-time best at UCLA in receptions and receiving yards.

Embree attended Blue Valley West High School in Overland Park, Kan.

EMBREE'S FOOTBALL CAREER

2015	UCLA	Graduate Assistant/Offense
2016	Kansas City Chiefs	Defensive Assistant

As a senior in 2006, he made 46 receptions for 700 yards and 11 touchdowns, including a school-record 14 catches in one game.

Embree is the son of Jon Embree, current tight ends coach with the Tampa Bay Buccaneers and former tight ends coach with the Chiefs (2006-08).

Education: UCLA (2011). **Born:** Denver, Colo.



DEVIN WOODHOUSE

Strength and Conditioning Assistant



- 1st Year in NFL
- 1st with Chiefs

Devin Woodhouse enters his first season as a strength and conditioning assistant with the Kansas City Chiefs after spending the 2014 and 2015 seasons as a strength and conditioning intern for the Chiefs.


Prior to entering the NFL, Woodhouse studied sports science at Utah Valley University (2012-2013) and taught Spanish at the Missionary Training Center at Brigham Young University during that time.

WOODHOUSE'S FOOTBALL CAREER

2016	Kansas City Chiefs	Strength & Cond. Assistant
------	--------------------------	----------------------------


Education: United States Sports Academy (B.S.S. - Strength and Conditioning, 2017). **Born:** Pomona, Calif.

Family: Wife - Drew, Daughter - Blake Elizabeth.



KYLE CHILDRESS

Senior Asst. to the Head Coach



- 7th Year in NFL
- 2nd with Chiefs

Kyle Childress enters his second season with the Chiefs in 2016 and his seventh year in the NFL.

Prior to joining the Chiefs, Childress spent time in Minnesota, serving as an intern for one year and a Scouting Assistant for three years with the Vikings Player Personnel Department (2006-10). While in Minnesota, Childress assisted with both Pro and College scouting, arranging free agent workouts and college visits, preparing the team's draft board, evaluating players and serving as the point man between the Vikings college scouts and the front office.

With the Chiefs, Childress works directly with Head Coach Andy Reid in organizing the day-to-day operations of the team. His responsibilities include overseeing player and staff communications with the

head coach and managing the football calendar, which includes the offseason program, mini-camp and in-season schedules.


Kyle and his wife, Jenny, reside in Kansas City with their daughter, Brie.

CHILDRESS' FOOTBALL CAREER

2006-10	Minnesota Vikings	Scouting Assistant
2015-16	Kansas City Chiefs	Sr. Asst. to Head Coach


Education: University of St. Thomas (2008).

Family: Wife - Jenny; Daughter - Brie.




MIKE FRAZIER


Statistical Analysis Coordinator



- 14th Year in NFL
- 4th with Chiefs



Conference Titles



Division Titles

Mike Frazier enters his fourth season as the Chiefs Statistical Analysis Coordinator in 2016. He arrived in Kansas City in 2013 after spending 10 seasons in the same role with the Philadelphia Eagles (2003-12).

In his current position, he assists Head Coach Andy Reid and the Chiefs coaching staff with player statistics and situational analysis, as well as team and league-wide trends.

Frazier joined the Eagles following his graduation from The College of Wooster in Wooster, Ohio (1999-03). While completing his undergraduate degree, Frazier held internships with Morgan Stanley (formerly Smith Barney) and Wells Fargo (formerly Wachovia). He also interned

with the Philadelphia Eagles in 2002 where he worked with Reid, Co-Offensive Coordinator Brad Childress and a number of current Chiefs assistant coaches who served on the Eagles coaching staff.

FRAZIER'S FOOTBALL CAREER

2003-12	Philadelphia Eagles	Statistical Analysis Coord.
2013-16	Kansas City Chiefs	Statistical Analysis Coord.

Education: The College of Wooster (B.A. 2003).



RYAN REYNOLDS

*Strength & Conditioning
Assistant*



- 1st Year in NFL
- 1st with Chiefs

Ryan Reynolds enters his first NFL season with Kansas City in 2016 as the club's strength & conditioning assistant with a focus on sports science.

Prior to working for the Chiefs, Reynolds served as the assistant strength & conditioning coach for the UCLA Bruins football team for four seasons (2012-15). He also spent time with Arizona State University's football program as an assistant coach focusing on sports performance (2008-12) and as a sports performance graduate assistant for the university's basketball and football teams (2006-08). Between his time as a graduate assistant and an assistant coach at ASU, Reynolds spent time as a sports performance assistant for the University of Louisville's football team (2008).

Reynolds got his start as an intern for the University of Iowa, focusing on men's basketball, olympic sports and football strength & conditioning (2001-06).

REYNOLDS' FOOTBALL CAREER

2005	Iowa	Strength & Conditioning Intern
2006-08	Arizona State	Sports Performance Grad. Asst.
2008	Louisville	Asst. Sports Performance Coach
2008-12	Arizona State ...	Asst. Sports Performance ('08-09) Asst. Coach Sports Performance ('09-12)
2012-15	UCLA	Asst. Strength & Conditioning
2016	Kansas City Chiefs ...	Strength & Conditioning Asst.

Reynolds graduated with a Bachelor's in exercise science from the University of Iowa in 2005, and received a Master of Education from Arizona State University in 2007.

Education: University of Iowa (B.S. 2005), Arizona State University (M.Ed. 2007). **Born:** Fulton, Ill.



MARVIN ALLEN

Director of College Scouting



Marvin Allen enters his 24th NFL season and his fourth campaign as Kansas City's Director of College Scouting in 2016. In his role with the Chiefs, he assists General Manager John Dorsey and Director of Football Operations Chris Ballard in all aspects of the scouting of college football players across the country. He also helps oversee the team's

staff of out-of-town scouts.


Prior to joining the Chiefs in 2013, Allen spent four years with the Atlanta Falcons as the organization's Eastern Regional Scout (2009-12) and was promoted to National Scout prior to his departure in 2013.

Before beginning his tenure in Atlanta, Allen spent 16 seasons with the New England Patriots (1993-08), including his last 12 in the player personnel department as an Area Scout (1997-2008). A graduate of Tulane University, Allen was selected in the 11th round (294th overall) of the 1988 NFL Draft by the New England Patriots. In four seasons with New England, he registered 94 carries for 378 yards (4.0 avg.) with two touchdowns.

Education: Tulane (B.A. 1988).

RANDY BALL

Pro Personnel Scouting Assistant



Randy Ball enters his fourth season as Kansas City's Pro Personnel Scouting Assistant in 2016. Prior to joining the Chiefs in 2013, Ball served as the Director of Player Personnel for the Las Vegas Locomotives of the United Football League (UFL). Before moving to the UFL, Ball served as the defensive line coach at Drake University in 2007. He served as the head

coach at Missouri State University in Springfield, Mo., from 1999-2005, compiling a 34-42 record in seven seasons with the Bears football program.

Prior to joining Missouri State, Ball was head coach at Western Illinois (1990-98), leading the Leathernecks program to a 64-41-1 record in nine seasons. That total ranked him first at Western Illinois in total wins and sixth in winning percentage (60.8%).

In 1997, Ball was the Eddie Robinson Award finalist for the national coach of the year, in addition to being named the Bruce Craddock Award recipient and Gateway Conference Coach of the Year.

Ball was named the American Football Coaches Association Regional Coach of the Year in 1998 after leading the Leathernecks to their second outright conference title in school history with a 6-0 record.

Prior to being named head coach in 1990, Ball served as an assistant coach at Western Illinois for seven years (1982-89).

As a student-athlete, Ball was team captain and earned all-conference honors (1970-71) as part of the Northeast Missouri State football program (now known as Truman State University) in Kirksville, Mo. He was a member of three league championship teams between 1969-72 and was a two-time All-MIAA offensive guard. He graduated from Truman State in 1973 with a degree in physical education and earned a master's degree in 1977 from the University of Missouri.

He spent four years as a high school coach before coaching stints at Missouri Western (1977), Illinois State (1978-80) and his alma mater, Truman State (1982).

A native of Muskogee, Okla., Ball prepped at Columbia Hickman High School, earning varsity letters in both football and track and field (1966-68).

Education: Truman State (B.S.E. 1973), Missouri (Ed.M. 1977).

Family: Wife - Sandi. Children - son, Andy, daughter, Kati. The Balls have three grandchildren.

CHRIS BALLARD

Director of Football Operations



Chris Ballard enters his 16th season in NFL personnel and begins his fourth season with the Chiefs in 2016. He was promoted to Director of Football Operations entering the 2015 season after serving as Kansas City's Director of Player Personnel for two seasons (2013-14).

With the Chiefs, Ballard oversees the college and pro scouting departments and works directly

with General Manager John Dorsey on player acquisition. He also works directly with Director of Pro Scouting Will Lewis and Director of College Scouting Marvin Allen to lead the Chiefs scouting efforts.

Along with Dorsey, Ballard and the personnel staff see the benefit in continuously scouting available players to be contributors in various roles on the team, whether it is on the active roster or the practice squad. In 2013, the personnel staff turned over a number of players on a Chiefs roster that went 2-14 in 2012. By the time the season was over, there were a total of 30 new players on the 53-man roster that reached the playoffs as a Wild Card contender after finishing second in the AFC West.

Prior to joining the Chiefs in 2013, Ballard spent the previous 12 seasons with the Chicago Bears personnel department, first as a Southwest Area Scout (2001-11) and then as the Director of Pro Scouting (2012).

During his time in Chicago, the Bears reached the playoffs four times, winning four NFC North titles (2001, 2005, 2006 and 2010) and appearing in two NFC Championship Games (2006 and 2010). In 2006, the Bears won the NFC Championship and advanced to Super Bowl XLI in Miami.

In his time with the Bears, Ballard helped Chicago draft Pro Bowlers Matt Forte, Johnny Knox, Charles Tillman, Tommie Harris, Nathan Vasher and Henry Melton. He was also directly involved in many notable acquisitions and trades, including the signings of Brandon Marshall, Michael Bush, Jermon Bushrod, Martellus Bennett, D.J. Williams and James Andersen.

Prior to his time with Chicago, Ballard spent seven seasons as a coach at Texas A&M-Kingsville under 2012 College Football Hall of Fame inductee Head Coach Ron Harms. Ballard started his Javelinas coaching career in 1994 coaching the wide receivers. From 1995-99, he was the secondary coach. In his final season at Texas A&M-Kingsville, Ballard served as defensive coordinator. During his time with the Javelinas, Ballard helped mentor future NFL players Richard Jones, Karl Williams, Floyd Young and current Chiefs Defensive Assistant/Secondary Coach Al Harris. Those Javelinas teams produced first-round draft pick Jermaine Mayberry, as well.

Ballard played four years of collegiate football at the University of Wisconsin-Madison, graduating with a Bachelor of Arts Degree in 1993. After suffering multiple knee injuries, Ballard served as a student assistant for his senior year.

Education: Wisconsin (B.A. 1993). **Family:** Wife - Kristin; Children - Kierstyn, Cole, Sunnie, Cash, Rainn.

MIKE BORGONZI

Co-Director of Player Personnel



Mike Borgonzi begins his eighth season with Kansas City in 2016. He was promoted to Co-Director of Player Personnel prior to the 2015 season after serving two seasons as the club's Assistant Director of Pro Scouting (2013-14).

Borgonzi was promoted to Assistant Director of Pro Scouting in May 2013 after two seasons as the club's Pro Personnel Scout. In that

role, he assisted General Manager John Dorsey and many members of his staff with the scouting of all current players with professional playing experience as well as the scouting of future Chiefs opponents.

In 2010, he served as the Manager of Football Operations where he coordinated all the team's logistics, managed day-to-day football operations and wrote player evaluation reports on a weekly basis for the club's advance scouting.

In 2009, Borgonzi served as the team's college scouting administrator. Prior to joining the Chiefs, he served two seasons as the Assistant Recruiting Coordinator at Boston College (2007-08). Prior to a stint in the financial sector, he served as tight ends coach at Amherst College in 2002.

The Everett, Mass., native had a tryout with the Buffalo Bills in 2002 and attended training camp with the Green Bay Blizzard of Arena Football 2 in 2003 before an injury forced his retirement. He was a four-year starter as a fullback at Brown University, earning All-Ivy League honors three times.

Education: Brown (B.A. 2002). **Family:** Wife - Jill; Son, Joseph.

WILLIE DAVIS

Area Scout



Former Chiefs WR Willie Davis enters his 11th season as an area scout with the Chiefs in 2016, scouting the Southwest region. He was recognized as the AFC Scout of the Year by the Fritz Pollard Alliance following the 2013 season. Davis enjoyed a five-year playing career with the Chiefs (1991-95), playing in 63 games (58 starts), catching 172 passes for 3,014 yards (17.5

avg.) with 20 touchdowns. After spending the 1990-91 seasons on the club's practice squad, he honed his skills with the World League's Orlando Thunder and was named the Chiefs Mack Lee Hill Award winner following the 1992 campaign. Davis spent three seasons (1996-98) with Houston/Tennessee. In 108 career NFL games (97 starts), Davis accumulated 286 receptions for 4,503 yards with 33 touchdowns.

The Central Arkansas product served an NFL Minority Coaching Fellowship with Indianapolis in 2005 and with Kansas City in 2004 after serving as wide receivers coach at Arkansas - Pine Bluff in 2003. A native of Altheimer, Arkansas, Davis concluded his collegiate career at Central Arkansas with 63 catches for 667 yards and 10 touchdowns.

Education: Central Arkansas (B.S. 2006) **Family:** Wife - Sheronda; Children - Taylor, Andre, William, Vincent, Avri, Tiana, Jeremy and Chelsea.

TERRY DELP

Area Scout



Terry Delp enters his 16th year with the Chiefs and is in his 11th season as an area scout for the club, currently scouting the Midlands. Delp originally joined the Chiefs as an intern in the personnel department following his graduation from the University of Kansas in 2001. Prior to being named one of the club's area scouts, he served as Scouting Administrator/Football

Operations for the Chiefs. In that role, he evaluated talent at local colleges, assisted in the department's preparation for the NFL Draft and helped maintain the team's college scouting database. Delp also handled a number of operational duties for the club, including work with the team's football budget.

A graduate of Great Bend High School in Great Bend, Kansas, Delp was an all-area selection as both a cornerback and wide receiver on the football squad. He also lettered in basketball, baseball and tennis.

Education: Kansas (B.S. 2001). **Family:** Wife - Jennifer; Children - Jackson and Carson.

MATT DONAHOE

Area Scout



Matt Donahoe begins his fourth season in Kansas City's player personnel department. He enters his second season as the Northeast area scout in 2016. Prior to being promoted to this post, he spent one season as an NFS Scout, covering the states of Missouri, Kansas, Nebraska and Illinois. He joined the Chiefs Player Personnel department in 2013 as a

Scouting Intern where he assisted with daily scouting activities, compilation of information and attended various pro games, college pro days and all-star games.

Prior to joining the Chiefs, Donahoe spent the summer of 2012 in a summer scouting internship for the Green Bay Packers where he began his association with current Chiefs General Manager John Dorsey as he held the position of Director of Football Operations. Donahoe also spent multiple summers working as a ball boy for both the Steelers and the Bills at their training camps.

The Pittsburgh, Pennsylvania, native lettered four years as a part of the Allegheny golf team where he was a two-time Academic All-American. Donahoe graduated with a Bachelor of Arts in economics and minored in communication arts.

Education: Allegheny College (B.A. 2012).

TREY KOZIOL

Area Scout



Trey Koziol begins his fourth season with the Kansas City Chiefs as an area scout in 2016. Prior to joining the Chiefs in 2013, Koziol spent four years as a pro scout with the Tennessee Titans (2009-12).

In his role as an area scout, Koziol scouts college players with future NFL potential on the West Coast.

With Tennessee, Koziol helped scout future Titans opponents

and assessed talent in all professional leagues, including the NFL, the CFL and the Arena Football League. He also helped coordinate free agent visits and tryouts and monitored the NFL transactions. He originally joined Tennessee as an intern for the 2008 season.

After attending Hinsdale Central High School in Hinsdale, Illinois, Koziol attended Boston College where he played tight end from 2003-2007 alongside Chiefs College Scouting Coordinator Ryan Poles. He graduated with a degree in history. After having his career cut short due to injuries, he returned to Boston College as a graduate assistant in 2008 prior to joining Tennessee.

Education: Boston College (2007).

JASON LAMB

Midwest NFS Area Scout



Jason Lamb enters his first season in Kansas City's personnel department in 2015 as the club's Midwest NFS Area Scout. In his role, he scouts college seniors entering the upcoming NFL Draft, as well as assists with the operation of the NFL Combine. Prior to joining the Chiefs, Lamb served as a pro personnel assistant in the Houston Texans organization. In 2013, he

served as a player personnel intern during training camp for the Green Bay Packers. He originally entered the NFL ranks as a college free agent signed by the New York Jets and spent training camp with the Jets.

Between his NFL stops, the Richardson, Texas, native worked as a student research assistant, while he earned a Juris Doctor degree from the University of Houston Law Center. He earned a Bachelor's of Business Administration from Baylor University where he played defensive end and was a two-time All-Big 12 honoree and four-time Academic All-Big 12.

Education: Baylor University (B.A. 2009), University of Houston Law Center (J.D. 2014).

WILL LEWIS

Director of Pro Scouting



Will Lewis begins his fourth season as Kansas City's Director of Pro Scouting in 2016. Prior to joining Kansas City's personnel department in 2013, Lewis previously spent 13 years in the Seattle Seahawks front office (1999-11).

In his current position with the Chiefs, Lewis oversees the scouting of all players with pro playing experience and works closely

with General Manager John Dorsey and Director of Football Operations Chris Ballard in the roster management of players with professional experience.

In 2013, Lewis helped Dorsey direct the personnel staff to execute a 'second draft' just before the start of the regular season, identifying talented players with NFL experience who were cut by teams after training camp. In this move, the Chiefs waived six players from the final roster and signed seven players. Six of the seven players finished the season on Kansas City's active roster, quite an accomplishment, considering none of the players spent any time with the team during training camp.

In Seattle, Lewis most recently served as Vice President of Football Operations (2010-11) after joining the Seahawks staff as the team's Director of Pro Personnel on May 20, 1999. While with the Seahawks, Lewis worked closely with General Manager John Schneider and Executive VP of Football Operations and Head Coach Pete Carroll in the day-to-day management of the pro personnel and college scouting departments.

Before joining Seattle, Lewis spent three years with the Green Bay Packers (1997-99), first as a pro scout (1997) and then as the Packers' Assistant Director of Pro Personnel (1998-99). While with Green Bay, Lewis began his association with Dorsey and current Chiefs Head Coach Andy Reid, who served as the Packers' quarterbacks coach (1997-98).

Prior to joining the Packers organization, Lewis served as a defensive assistant coach for the Atlanta Falcons (1995-96). Lewis was signed by the Seattle Seahawks as an undrafted free agent cornerback in 1980 out of Millersville State (Pa.). He appeared in 26 games, returning 45 kickoffs for a 21.4-yard average and 56 punts for an 8.0-yard average, including a 75-yard touchdown.

Following his career with the Seahawks, he played three seasons with the Houston Gamblers of the USFL (1983-85) and three seasons in the Canadian Football League.

Lewis began his coaching career in NFL Europe with the New York/New Jersey Knights from 1991-92. He also coached defensive backs at his alma mater, Millersville State, from 1992-93. He also enjoyed stints at the University of Maine (1994) and the University of West Virginia (1995).

Education: Millersville State (Pa.) (B.S. 1980). **Family:** Wife - Kimmerly. Children - sons, Ryan, Drew and Troy; daughter, Krysta.

TRIP MACCRACKEN

Director of Football Administration



Trip MacCracken enters his seventh year as the Chiefs Director of Football Administration in 2016. He arrived in Kansas City after spending 11 seasons with Cleveland (1999-09), where his duties included contract negotiations, as well as other responsibilities in football operations. During his tenure with the Browns, he served as Legal Counsel (2009), Director of Football

Administration (2006-08), Salary Cap Coordinator (2001-05) and Salary Cap Administrator (1999-00).

Prior to joining the Browns, MacCracken served an internship at the NFL Management Council in 1998. He earned a degree from the Duke University School of Law in 1999 after graduating Cum Laude from Hamilton College in Clinton, N.Y. in 1996. During the fall of 1994, the Hudson, Ohio, native interned at the White House and worked for the Washington Redskins on game days. MacCracken captained the football and baseball teams as a prep at Hawken School in Gates Mills, Ohio.

Education: Duke University School of Law (J.D. 1999), Hamilton College (B.A. 1996). **Family:** Wife - Beth, Children - A.J., Ellie and Tristan.

RYNE NUTT

Area Scout



Ryne Nutt enters his seventh season in the Chiefs personnel department and his fifth as an area scout in 2016. He spent three seasons (2012-14) covering the West/Northwest region and two seasons covering the Northeast part of the country. He enters his second season scouting the Southeast portion of the country in 2015. Prior to being promoted to an area scout in 2012,

Nutt spent his first two NFL seasons as a scouting assistant in the Chiefs personnel department (2010-11).

Prior to joining the Chiefs, Nutt spent one season as the tight ends coach at Wagner College (2009). In 2008, he served as the defensive line coach at Iona College. After spending four seasons playing offensive line for Central Connecticut State and graduating Summa Cum Laude, Nutt served as a summer camp volunteer coach for the Blue Devils.

Nutt was a Mid-Major All-American on the field, as well as an academic All-American his junior and senior years.

Education: Central Connecticut State (2007).

RYAN POLES

College Scouting Coordinator



Ryan Poles enters his eighth season with the Kansas City Chiefs in the team's Player Personnel Department in 2016. He is in his fourth season as the team's College Scouting Coordinator after spending three seasons as the club's College Scouting Administrator (2010-12). Poles originally joined the Chiefs in 2009 as the team's Player Personnel Assistant. Prior


to joining the Chiefs, Poles served as a Recruiting Assistant for his alma mater, Boston College (2008-09), after signing with the Chicago Bears as an undrafted free agent in 2008.

The Canandaigua, N.Y., native played offensive tackle for five seasons for the Golden Eagles (2003-07), protecting current Atlanta Falcons QB Matt Ryan. At Boston College, he played alongside Chiefs Area Scout Trey Koziol, who was a tight end for the Golden Eagles. Poles was honored with the Paul Cavanaugh Award in 2007 as the student-athlete with total commitment to football both on and off the field and for his dedication to volunteerism, ethics and community. He played his prep football at Canandaigua Academy in Canandaigua, N.Y.

Education: Boston College (2007). **Family:** Wife - Katie; Son - Mason.

PAT SPERDUTO

Area Scout



Veteran National Football League scout Pat Spurduto enters his eighth season as an area scout with Kansas City in 2016.

Prior to joining the Chiefs in 2009, Spurduto spent eight seasons as a college and pro scout with the Tennessee Titans (2001-08). He served as the head coach for the Arena Football League's Columbus Destroyers in 2008 while Chiefs Quarterback

Coach Matt Nagy played quarterback for club. He also enjoyed two different stints with the AFL's Nashville Kats, serving as the Director of Football Operations and Head Coach from 1998-2001 and again from 2005-07. Spurduto won three AFL championships, two as a player (1991 and 1993) and one as an assistant coach (1995) with the Tampa Bay Storm.

Education: Massachusetts - Boston (B.A. and B.S. 1989).

Family: Wife - Laura; Children - Roseann, Cosmo and Sofia.

BRANDT TILIS

Director of Salary Cap & Football Operations Analytics



Brandt Tilis begins his seventh season with the Chiefs in 2016. Prior to the 2014 season, he was promoted to Director of Salary Cap & Football Operations Analytics. In his current role, Tilis assists the Player Personnel Staff through database management, contract and statistical analysis. He also serves as the club's main liaison between Kansas City's

front office and the NFL Management Council. Prior to joining the Chiefs, Tilis spent more than two years working in the Labor Operations Department for the National Football League Management Council (2007-09). While at the league office, Tilis served as Labor Operations Coordinator (2008-09) after originally joining the NFL Management Council as a Labor Operations Intern (2007). His work there included evaluating player contracts, contacting teams regarding the Collective Bargaining Agreement, developing and maintaining databases to track contracts as well as preparing documents for league meetings.

The Dallas, Texas, native spent three summers (2004-06) as a Football Operations Intern for the Oakland Raiders before joining the NFL office.

Education: University of Rochester (2007). **Family:** Wife - Elizabeth; Daughter - Samantha.

BRETT VEACH

Co-Director of Player Personnel



Brett Veach enters his fourth season as a member of the Chiefs player personnel department and his seventh as an NFL scout in 2016. He was promoted to Co-Director of Player Personnel prior to the 2015 season after serving two seasons as the club's Pro and College Personnel Analyst (2013-14). He joined the Chiefs after spending six years with the Philadelphia Eagles

organization.

Veach served as a southeast regional scout (2011-12) after originally joining Philadelphia's player personnel department as a pro and college scout in 2010. Prior to entering the scouting department, Veach served as an assistant to Head Coach Andy Reid for three seasons (2007-09) while Reid held the same title with the Philadelphia Eagles.

Before joining the Eagles, Veach served as supervisor of intercollegiate athletic events at his alma mater, the University of Delaware (2005-06). He was a four-year letterman as a wide receiver for the Blue Hens, catching 99 passes for 1,470 yards (14.8 avg.). He left Delaware as the school's all-time leader in kickoff return yards with 1,558 yards.


Veach earned a bachelor's degree in health and physical education and a master's degree in education from Delaware. Along the way, he earned Atlantic 10 Conference All-Academic honors three times during his collegiate career.

Born in Mt. Carmel, Pa., Veach was a standout running back for Mt. Carmel High School where he was named state player of the year in 1996 and was a two-time all-state selection. He was also selected to participate in the Big 33 game between the top high school players from Pennsylvania and Ohio.

Education: Delaware (B.S. 2002, Ed.M. 2004).

DAN ZEGERS

Player Personnel Assistant



Dan Zegers enters his fourth year as Kansas City's Player Personnel Assistant in 2016. He worked with the Green Bay Packers organization for nine seasons as an equipment assistant (2004-12) and a scouting assistant during the 2008-2013 NFL Drafts, where he began his association with Chiefs General Manager John Dorsey who spent more than two decades with the Packers


organization.

In his current role with Kansas City, Zegers assists Dorsey with various administrative responsibilities, coordinates free agent workouts and helps in the preparation of advance scouting and the NFL Draft.

Zegers attended St. Norbert College (2007-11) in De Pere, Wis., graduating with a degree in business administration and leadership. He attended De Pere High School in De Pere, Wis.

Education: St. Norbert College (B.A. 2011). **Family:** Wife - Amanda.

FOOTBALL SUPPORT STAFF




MITCH REYNOLDS
FOOTBALL OPERATIONS
MANAGER



SPENCER WILLIAMS
FOOTBALL OPERATIONS
ASSISTANT



B.J. STABLER
PLAYER ENGAGEMENT
MANAGER



RAMZEE ROBINSON
PLAYER ENGAGEMENT
ASSISTANT

EQUIPMENT



ALLEN WRIGHT
EQUIPMENT MANAGER



KYLE CRUMBAUGH
ASSISTANT EQUIPMENT
MANAGER



CHRIS SHROPSHIRE
ASSISTANT EQUIPMENT
MANAGER



JAY WHITE
ASSISTANT EQUIPMENT
MANAGER



CALE KIRBY
ASSISTANT EQUIPMENT
MANAGER

VIDEO



PAT BRAZIL
DIRECTOR OF VIDEO
OPERATIONS



KEN RADINO
ASSISTANT VIDEO
DIRECTOR



JOSH SCHMIDT
VIDEO ASSISTANT



COLIN CLARK
VIDEO ASSISTANT

GROUNDS CREW



SCOTT MARTIN
SKILLED MAINTENANCE
LEAD



DOUG SCHALLENBERG
SKILL



TRAVIS HOGAN
HEAD GROUNDSKEEPER



TERRY LEE
SKILLED MAINTENANCE

ATHLETIC TRAINING



AARON BORGMANN
ASSISTANT ATHLETIC
TRAINER



EVAN CRAFT
ASSISTANT ATHLETIC
TRAINER



DAVID GLOVER
ASSISTANT ATHLETIC
TRAINER



TIFFANY MORTON
ASSISTANT ATHLETIC
TRAINER

COMMUNICATIONS CONTACTS AND INFORMATION



TED CREWS
VICE PRESIDENT OF
COMMUNICATIONS



BRAD GEE
DIRECTOR OF FOOTBALL
COMMUNICATIONS



LUKE SHANNO
CORPORATE
COMMUNICATIONS
MANAGER



CYDNEY RICKER
COMMUNICATIONS
COORDINATOR



SIMON NOEL
FOOTBALL
COMMUNICATIONS
ASSISTANT

CONTACT INFORMATION

STAFF MEMBER	OFFICE PHONE	EMAIL ADDRESS
Ted Crews	(816) 920-4359	tcrows@chiefs.nfl.com
Brad Gee	(816) 920-4349	bgee@chiefs.nfl.com
Luke Shanno	(816) 920-4351	lshanno@chiefs.nfl.com
Cydney Ricker	(816) 920-4352	cricker@chiefs.nfl.com
Simon Noel	(816) 920-4403	snoel@chiefs.nfl.com
PR Phone: (816) 920-4352		PR Fax: (816) 923-4719

MEDIA GUIDE & MEDIA WEBSITE

The site is designed to be a one-stop-shop for all users, providing the standard media guide materials, as well as featuring an in-game statistics monitoring platform using official NFL statistics through GSIS. The site offers users the opportunity to generate a full PDF of updated material, including player biographies and records throughout the season.

MEDIA POLICIES

Arrowhead Info: The Press Box and Radio Booths at Arrowhead are located on the Press Level (Level 9). Enter the Tower Gate on the south side of the stadium. Use the west elevators to access Level 9. The Press Box and Radio Booths are located directly off the elevators. The network television booth can be accessed via the Broadcast Lounge located on the Plaza Level (Level 3).

Media Will Call Location: Media will call is in a ticket window on the south side of Arrowhead Stadium located to the left of the Tower Gate entrance.

Photo Work Room: The Photo Work Room is located near the 50-yard line tunnel. To access the field, photographers should use the main player tunnel in the southeast corner of the stadium and should not use the 50-yard line tunnel.

Credential Requests: The link to the Chiefs Media Credential Request Application can be found by visiting NFLONG.com. All requests must be submitted by 5 p.m. at least 5 days prior to the day of the game.

Practice: During the regular season, local media is permitted to attend practice for stretching and individual drills Wednesday through Friday. Check with Chiefs Communications on specific times and policies.

Interview Requests: All interview requests for General Manager John Dorsey, Head Coach Andy Reid, the coaching staff and team executives should be made well in advance to Ted Crews. Requests for Chiefs players may be made to any member of the Chiefs Communications staff.

Head Coach Availability: Head Coach Andy Reid is available to the media on Wednesday and Friday during the week, in addition to his weekly press conference on Mondays. Days and times are subject to change. Please check with the Chiefs Communications staff for updates.

Player Availability: During the regular season, players are available to the media for a minimum of 45 minutes following the conclusion of practice each day. Requests for one-on-one interviews and other special requests should be coordinated through Chiefs Communications in advance.

Staff



JEFF WHITE

Financial Analyst



DARREN ADAMS
TICKET SALES MANAGER



ROBERT ADAMSON
STAFF ACCOUNTANT



ARMAAN AHLUWALIA
SUITE SERVICES
COORDINATOR



KEITH ALEXANDER
TICKET SALES
REPRESENTATIVE



JEREMY ARMSTRONG
IT HELP DESK TECHNICIAN



JACK BAGBY
SKILLED MAINTENANCE



TRAVIS BAKER
EVENT SERVICES MANAGER



BRENT BARNES
SENIOR PROJECT MANAGER



KELLEN BEGNOCHE
SUITE SERVICES MANAGER



JONATHAN BIRD
UTILITY MAINTENANCE



JOHN BISHOP
SKILLED MAINTENANCE



JESSICA BOESCHE
EVENT SERVICES LABOR
COORDINATOR



RAY BOLEN
SECURITY



CARLY BRANDT
CUSTOMER RELATIONS
REPRESENTATIVE



MARTY BRASHEAR
SECURITY



KEVIN BREBNER
LEAD PRODUCER



MOLLY BROWN
SUITE SERVICES
COORDINATOR



ALEXIS BRUNK
CLIENT SERVICES
COORDINATOR



NATHAN BRUNZIE
DIGITAL MEDIA
COORDINATOR



CHAD CARSON
PROJECT COORDINATOR




CHUCK CASTELLANO
DIRECTOR OF COMMUNITY
OUTREACH



KRISTIN CONLON
PAYROLL MANAGER



ZACHARY COOK
TICKET SALES ACCOUNT
EXECUTIVE



GARY COOPER
SKILLED MAINTENANCE



SHARON CORNIO
UTILITY MAINTENANCE



BETH COSTANTE
EXECUTIVE ASSISTANT



RICHARD COX
SECURITY



SAMUEL CRUSE
TICKET SALES ACCOUNT
EXECUTIVE



JACOB CUEVAS
TICKET SALES
REPRESENTATIVE




GEORGIA DAVID
MANAGER OF COMMUNITY
OUTREACH



PETER DAVIS
UTILITY MAINTENANCE



JOSEPH DEFREES
HVAC TECHNICIAN



JACKSON DELAY
MARKETING & EVENTS
COORDINATOR



MICHAEL DOWNEY
FAN COMMUNICATIONS &
LOYALTY COORDINATOR




BRIAN DUNN
CONTROLLER




DON EDMONDSON
SKILLED MAINTENANCE



DAVID FELSEN
SPECIAL PROJECTS



DAVID FINKEMEIER
UTILITY MAINTENANCE



SCOTT FLETCHER
NETWORK ENGINEER



SAM GEHLING
TICKET SALES
REPRESENTATIVE



JORDAN GIESLER
CREATIVE SERVICES AND
BRAND MANAGER



RYAN GILBRETH
TEAM SECURITY MANAGER



XOCHITL GLASER
CUSTOMER RELATIONS
REPRESENTATIVE



SEAN GLASSBURN
UTILITY MAINTENANCE



BRANDON HAMILTON
DIRECTOR OF FACILITIES



COLBY HARRISON
ASSISTANT MANAGER OF
SAFETY AND EVENT
SECURITY



JIM HEARD
SKILLED MAINTENANCE



KATIE HOFFMAN
MANAGER OF PARTNERSHIP
ACTIVATION



MITCH HOLTHUS
VOICE OF THE CHIEFS



BRIAN HOOVER
UTILITY MAINTENANCE



TONYA IDEL
PROJECT COST
COORDINATOR



ALAN JOHNSON
UTILITY MAINTENANCE



JUSTIN JOHNSON
SYSTEMS MANAGER



DONTAE JONES
UTILITY MAINTENANCE



RAY JORDAN
GROUP SALES ACCOUNT
EXECUTIVE



STEPHANIE JUDAH
CHEERLEADER DIRECTOR



TYLER KIRBY
DIRECTOR OF TICKET SALES
AND OPERATIONS



BJ KISSEL
CHIEFS REPORTER



BEN KRAEMER
LANDSCAPE & FIELD
MAINTENANCE



KIMBERLY KRUSE
EVENT SALES MANAGER



SHERRI LATHROP
ACCOUNTING MANAGER



CORY LAURIDSEN
GROUP SALES
REPRESENTATIVE



FRANK MANNINO
STADIUM SYSTEMS
MANAGER



DAWN MARTIN
SENIOR HUMAN
RESOURCES GENERALIST



JAYNE MARTIN
DIRECTOR OF FAN
EXPERIENCE



PATRICK MARTIN
DESKTOP SUPPORT
ANALYST



ANTHONY MATTHIES
DIRECTOR OF SUITE SALES



ROCCO MAZZELLA
STADIUM SERVICES
MANAGER



CHARLI MCCORD
FAN EXPERIENCE
REPRESENTATIVE



RYAN MCCOY
PARTNERSHIP
DEVELOPMENT MANAGER



TIM MCMASTER
COMMUNITY OUTREACH
ASST. & PROJECT COORD.



DAN MEERS
KC WOLF



LISA MEHRER
PAYROLL/ACCOUNTING
COORDINATOR



JOHN MEISSNER
TICKET SALES
REPRESENTATIVE



CAROLYN MESSICK
HUMAN RESOURCES
COORDINATOR



EVAN MILLER
ASSOCIATE PRODUCER



MARK MISIEWICZ
SOCIAL MEDIA CONTENT
STRATEGIST



**MATTHEW
MONTGOMERY**
SENIOR ACCOUNT
EXECUTIVE



**MICHELLE
MONTGOMERY**
MARKETING MANAGER



DOUGLAS MORGAN
SKILLED MAINTENANCE



MARK NACPIL
MANAGER OF TICKET
OPERATIONS



RYAN OLANDER
TICKET SALES
REPRESENTATIVE



BRIAN PATERSON
CONVERSION AND
CLEANING SUPERVISOR



WILL PATTERSON
MANAGER OF PARTNERSHIP
DEVELOPMENT



ADAM PELLEGRINO
SR PRODUCER OF
BROADCAST & MEDIA



STEVEN PIERCE
UTILITY MAINTENANCE



COLIN POTTER
PARTNERSHIP ACTIVATION
COORDINATOR




CLAIRE PRATHER
BUSINESS DEVELOPMENT
COORDINATOR



JOSEPH QUIGLEY
TICKET SALES
REPRESENTATIVE




MICHAEL RAGSDALE
SENIOR ACCOUNTANT



BROCK RAUM
LEAD PRODUCER



JUSTIN RICKLEFS
DIRECTOR OF BUSINESS
DEVELOPMENT



RYANNE RIDGE
SUITE SERVICES
COORDINATOR



LEAH RINDLER
FAN INSIGHT & ANALYTICS
MANAGER



MARK ROBERTSON
SECURITY



STEPHEN ROWE
SKILLED MAINTENANCE
ELECTRICIAN



JAMES ROYER
DIRECTOR OF DIGITAL
MEDIA & STRATEGY



KIMBERLY RUTTER
ACCOUNT PAYABLE
ASSISTANT



SAMANTHA SANDELLI
EVENT ADMINISTRATOR



STEVE SANDERS
TEAM PHOTOGRAPHER



JUSTIN SAUSER
DIRECTOR OF TICKET
OPERATIONS



ANNE SCHARF
DIRECTOR OF FOUNDATION
& DEVELOPMENT



AMANDA SCHEIER
STADIUM SERVICES
SUPERVISOR




DEREK SCHLESINGER
SUITE SALES MANAGER



BRYAN SCOTT
SECURITY




BRIAN SHAFAR
TEAM SECURITY MANAGER



ANTHONY SHELTON
ENVIRONMENTAL CLEANER



DON SHOOK
SKILLED MAINTENANCE



ERIC SHORT
TICKET SALES
REPRESENTATIVE



MOLLY SJURSON
PARTNERSHIP ACTIVATION
COORDINATOR



JEREMY SLAVENS
DIRECTOR OF MARKETING
& EVENT ACQUISITION



BRIAN SLOAN
COURIER



CYNDI SLOAN
RECEPTIONIST



STEVEN SMALL
PRODUCER



RYAN SMART
SENIOR PARKING
OPERATIONS & LOGISTICS
COORD.



RYAN SMITH
DIRECTOR OF EVENT
OPERATIONS



ANDREW SMITKA
SPORTS LAB COORDINATOR



GARY SPANI
DIRECTOR OF SPECIAL
EVENTS



MARC SPARKS
SKILLED MAINTENANCE



RANDY SPEARMAN
SECURITY



CHRIS STATHOS
PARTNERSHIP ACTIVATION
COORDINATOR



ASHLEY STEELE
EVENT COORDINATOR



BOB STIRTON
DIRECTOR OF
INFORMATION
TECHNOLOGY



PETE SWEENEY
CHIEFS REPORTER



DANNY THOMAN
CARPENTER




BRYAN VAN FLEET
SECURITY



DANE VAN WHY
PRODUCER



SHANE VITTEGL
UTILITY MAINTENANCE



JEFFREY VOGEL
MANAGER OF SAFETY AND
EVENT SECURITY



TRAVIS WEGENER
TICKET OPERATIONS
COORDINATOR



STEVE WEISSMAN
SECURITY



KURT WHITLOW
GROUP SALES MANAGER



MARK WILLIAMS
SENIOR PROJECT MANAGER



STEVEN WILSON
ENVIRONMENTAL CLEANER



DANA WITT
MGR OF PRODUCTION &
GAME ENTERTAINMENT



GARRETT WITTMAYER
STADIUM SERVICES
SUPERVISOR



LAURA WOLFE
EVENT MANAGER



BRADLEY YOUNG
SR PRODUCER OF GAME &
EVENT ENTERTAINMENT



LORI YOUNG
TICKET OPERATIONS
COORDINATOR



TREY ZARTMAN
GROUP SALES
REPRESENTATIVE

Chiefs Radio Network



For the 27th-consecutive year, all Chiefs games will be carried in Kansas City by KCFX Radio/101.1 FM. The Chiefs Fox Football Radio Network, with KCFX as its anchor, includes 70-plus affiliates throughout a 13-state region. KCFX will broadcast all Chiefs preseason, regular season and playoff games live.

One of the Midwest's most recognizable radio and television personalities, Mitch Holthus handles the play-by-play duties for the 23rd-straight year, giving him more years of service than any other "Voice of the Chiefs" in team history. Holthus has called a franchise-record 362 regular and postseason contests for Kansas City.

Holthus is a past president of the National Sportscasters and Sportswriters Association, an eight-time winner of the Kansas Sportscaster of the Year Award and was inducted into the Kansas Broadcaster Hall of Fame in 2008. The Smith Center, Kan., native also served as the voice of Kansas State athletics for 14 years from 1983-96. In addition to his Chiefs duties, he began his duties as the lead TV play-by-play broadcaster for FOX Sports coverage of the Missouri Valley Conference in 1995. In 2008, Holthus added TV play-by-play coverage of Big 12 basketball to his resume and continued to broadcast select Missouri Valley basketball contests.

Adding the color analysis for home games for the 32nd-consecutive year is Former Chiefs QB Len Dawson, who was inducted into the Pro Football Hall of Fame in 1987. Dawson was the MVP in Kansas City's Super Bowl IV triumph over Minnesota and guided the franchise to three AFL titles.

Pro Bowl Long Snapper Kendall Gammon enters his ninth season providing commentary for pre-game, sidelines and color analysis for Chiefs road games. A 15-year NFL veteran, Gammon played in 243 games (106 as a Chief) and was a member of the Pittsburgh Steeler's Super Bowl XXX squad.

Joining the Chiefs Radio Network crew in 2016 is former Professional Women's Football Alliance and Independent Women's Football League player Dani Welniak. Welniak played five years and won a IWFL World Championship in 2008 as a running back and wide receiver for the Dallas Diamonds. Now an award winning journalist, Welniak provides sideline coverage for Chiefs road games in addition to her sports duties for KCTV5 (CBS - Kansas City).

Dan Israel serves as the Executive Producer and Pregame cohost of the Chiefs Radio Network. A member of the Chiefs Radio Network since 1989, his talents have also been used by HBO, CBS, NBC and ABC.

"Voice of the Missouri State Bears" Art Haines anchors the pre-game show, halftime and in-game reports.

VOICES OF THE CHIEFS

(Radio play-by-play announcers)	
Charlie Jones	1960-62
Merle Harmon	1963
Tom Hedrick	1964-70
Dick Carlson	1971-73
Ray Scott	1974-75
Al Wisk	1976
Tom Hopkins	1977
Wayne Larrivee	1978-84
Kevin Harlan	1985-93
Mitch Holthus	1994-16



Mitch Holthus
Voice of the Chiefs



Len Dawson
Color Commentator



Kendall Gammon
Sideline reporter/
Color Commentator



Dani Welniak
Sideline Reporter



Dan Israel
Executive Producer

2016 CHIEFS RADIO NETWORK AFFILIATE LIST

ARKANSAS		CITY		STATION		CITY		STATION		CITY		STATION	
CITY	STATION	GLEN ELDER	KZDY/96.3	BUTLER	KMAM/1530 AM	SIKESTON	KSIM/1400 AM	CITY	STATION	FALLS CITY	KTNC/1230 AM	CITY	STATION
BENTONVILLE	KAMO/94.3 FM	GREAT BEND	KVGB/104.3 FM	KMMOE/92.1 FM	SPRINGFIELD	KXUS/97.3 FM	GRAND ISLD. ...	KRGJ/1430 AM	BARTLESVILLE ...	KGGF/690 AM	CITY	STATION
FAYETTEVILLE	KAMO/94.3 FM	HAYS	KFXI/96.9 FM	CAMDENTON	KTGS/95.1 FM	ST. JOSEPH	KSJQ/680 AM	HOLDREDGE	KUVR/1380 AM	MUSKOGEE	KYAL/690 AM	TULSA	KGGF/690 AM
FORT SMITH	KAMO/94.3 FM	HUTCHINSON	KWBW/1450 AM	CAMERON	KKWK/100.1 FM	KFEQ/92.7 FM	KEARNEY	KUVR/1380 AM	LINCOLN	KFOR/1240 AM	OMAHA	KOIL/1290 AM
.....	KYHN/1650 AM	KWBW/98.5 FM	CAPE GIRARDEAU	KZIM/960 AM	ST. LOUIS	KMOX/1120 AM	WASHINGTON ..	KRAP/1350 AM
LITTLE ROCK	KASR/92.7 FM	IOLA	KIOL/1370 AM	CARROLTON	KMMO/1300 AM	KYKY/98.1 HD3	WENTZVILLE	KYRO/1280 AM
MAMMOTH SPRINGS	KAMS/95.1 FM	JUNCTION CITY	KJCK/1420 AM	KMMO/102.9 FM	STEELVILLE	KLPW/107.3 FM	KRAP/1350 AM
		KANSAS CITY	KCFX/101.1 FM	CLINTON	KXEA/104.9 FM	THAYER	KAMS/95.1 FM						
		LAWRENCE	KDVS/100.3 FM	COLUMBIA	KBBM/100.1 FM	TROY	KYRO/1280 AM						
		KCFX /101.1 FM	ELDON	KTGS/95.1 FM	VERSAILLES	KTGS/95.1 FM						
		MANHATTAN	KMAN/1350 AM	FARMINGTON	KFMO/1240 AM	WASHINGTON ..	KRAP/1350 AM						
		KCFX /101.1 FM	FT. LEONARD WOOD	KUMR 104.5 FM	WENTZVILLE	KYRO/1240 AM						
		PARSONS	KLKC/1540 AM	KLPW/107.3 FM	KRAP/1350 AM						
		KLKC/93.5 FM	HANNIBAL	KHMO/1070 AM								
		PITTSBURG	KKOW/860 AM	KICK /97.9 FM								
		PRATT	KMMM/1290 AM	JEFFERSON CITY	KBBM/100.1 FM								
		SALINA	KSKG/99.9 FM	JOPLIN	KKOW/860 AM								
		KINA/910 AM	KBTN/1420 AM								
		KINA/94.5 FM	KANSAS CITY	KCFX/101.1 FM								
		SMITH CENTER	KZDY/96.3	KIRKSVILLE	KRXL/94.5 FM								
		TOPEKA	KDVS/100.3 FM	LAMAR	KHST/101.7 FM								
		WELLINGTON	KLEY/1130 AM	MACON	KIRK/99.9 FM								
		WICHITA	KTHR/107.3 FM	MARCELINE	KDWD/99.1 FM								
		WINFIELD	KKLE/1550 AM	MARSHALL	KMMO/1300 AM								
				KMMO/102.9 FM								
				MERAMEC SPRINGS	KLPW/107.3 FM								
				MOBERLY	KIRK/97.3 FM								
				MONETT	KRMO/990 AM								
				NEOSHO	KBTN/1420 AM								
				OSAGE BEACH	KRMS/1150 AM								
				PARK HILLS	KFMO/1240 AM								
				ROLLA	KUMR/104.5 FM								
				KLPW/107.3 FM								
				SEDALIA	KSDL/92.3 FM								

2016 Chiefs Training Camp



The Kansas City Chiefs will host their Seventh training camp at Missouri Western State University in St. Joseph, Mo., in 2015. In January 2016, the Board of Governors at Missouri Western approved a contract amendment keeping the site of Chiefs Training Camp at MWSU through 2017.

In 2010, Chiefs Training Camp moved back to the state of Missouri for the first time in 20 years. St. Joseph



and Missouri Western are located approximately an hour north of Arrowhead Stadium and roughly 40 minutes north of Kansas City International Airport. This community of 72,000 and Missouri Western have embraced the Chiefs. The famed Pony Express got its start in St. Joseph in 1860, while noted Wild West figure Jesse James met his demise in the city in 1882.

The Chiefs enjoy a number of amenities at the new climate-controlled Griffon Indoor Complex, including state-of-the-art locker rooms, training rooms, meeting rooms, weight room facilities and a 120-yard indoor field. In addition to the indoor practice area, two 120-yard regulation NFL grass fields have been installed. The team also has access to the artificial surface of Spratt Stadium. Blum Union houses the team's dining needs and serves as the club's media headquarters. The Missouri Development Finance Board approved a \$25 million tax credit in June of 2009 to help bring Chiefs training camp back to Missouri. Through the Hunt family's additional contributions to the Arrowhead project, the family and the Chiefs organization made a \$10 million investment toward the Griffon Indoor Complex at Missouri Western. The Kansas City Chiefs have committed to holding the club's training camp in the state of Missouri through 2019, while the club and the Missouri Western State University agreed to keep Kansas City's training camp in St. Joseph through at least the 2017 season.



TRAINING CAMP SITES

HOST	LOCATION	YEARS
New Mexico Military Institute	Roswell, New Mexico	1960
Southern Methodist University	Dallas, Texas	1961-62
William Jewell College	Liberty, Missouri	1963-90
University of Wisconsin - River Falls	River Falls, Wisconsin	1991-09
Missouri Western State University	St. Joseph, Missouri	2010-16



CBS Sports' Carter Blackburn pairs with former Chiefs All-Pro QB Trent Green and Chiefs Reporter BJ Kissel on the Chiefs preseason TV broadcast. Chiefs preseason broadcasts will air in 12 different markets in a six-state region. Produced by the Chiefs in-house production team, 65 Toss Power Trap Productions, and aired by KCTV5 in Kansas City, all preseason games will be available in high definition.

During the 2016 preseason, Blackburn will handle play-by-play with Green serving as the color commentator and Chiefs Reporter BJ Kissel returns as the sideline reporter.

"We are extremely excited to have Carter Blackburn and Trent Green leading the on-air broadcast for the 2016 preseason on the Chiefs Television Network," Chiefs President Mark Donovan said. "Carter and Trent provide a great combination of local Chiefs knowledge and National Football League perspective."

KCTV5 will carry Chiefs preseason contests for the 14th consecutive year. New in 2016, KMOV will carry Chiefs preseason games in St. Louis, Mo.

Carter Blackburn joined CBS Sports in August 2014 as CBS Sports Network's lead play-by-play announcer for college football and college basketball, also calling college football and basketball for CBS Sports.

Entering the 2015 football season, while continuing his college football duties for CBS, Blackburn was brought into the NFL on CBS rotation, alongside color commentator Chris Simms. Outside of football, his recent work with the network includes play-by-play work throughout the 2016 NCAA men's basketball tournament, as well as commentary of the Masters for CBS Sports. Blackburn has also worked for CBS College Sports Network (2003-2009) as an announcer for college football, college basketball and college baseball, and called the NCAA Division I Men's Basketball Championship for CBS Sports in 2008 and 2009.

Green concluded his 16-year NFL playing career in 2008 and launched his broadcasting career with FOX Sports in 2009. In six seasons with Kansas City (2001-06), Green established franchise career records for passer rating (87.3), completion percentage (61.9) and 300-yard games (24). A two-time winner of the Derrick Thomas Award as Kansas City's MVP (2003-04), Green threw for 21,459 yards and 118 TDs in a Chiefs uniform, numbers topped only by Hall of Fame QB Len Dawson.

65 Toss Power Trap Productions, the production arm of the Chiefs organization, will enter its fifth season of live game production in the 2016 preseason. Each game will be fully created and designed in-house by the team's staff of producers and directors.



65 TOSS POWER TRAP PRODUCTIONS



BJ Kissel
Sideline Reporter



Trent Green
Color Commentator



Carter Blackburn
Play-by-Play

CHIEFS PRESEASON TV

KCTV5	Kansas City, Mo., Kansas City, Kan.
KMOV	St. Louis, Mo.
KTUL	Tulsa, Okla.
KDSM	Des Moines, Iowa
KWCH	Wichita, Kan., Hutchinson, Kan.
KNWA/KFTA	Ft. Smith, Ark., Fayetteville, Ark., Springdale, Ark., Rogers, Ark.
KMIZ/KQFX	Columbia, Mo., Jefferson City, Mo.
KSNF/KODE	Joplin, Mo., Pittsburg, Kan.
KQTV	St. Joseph, Mo.
KPTM	Omaha, Neb.
KOLR	Springfield, Mo.
WIBW	Topeka, Kan.



CHIEFS

PLAYER BIOGRAPHIES

THIS IS CHIEFS KINGDOM



KENNETH ACKER CORNERBACK



6-0 • 195 • Born: 02/06/92
NFL Exp: Third Season (1st with Chiefs)
GP/GS (Playoffs) 15/13 (0/0)
T (SF)-16 • Southern Methodist

- Third-year cornerback enters his first season with the Chiefs in 2016.
- Has appeared in 15 games in the NFL (13 starts) making 63 tackles (53 solo), three interceptions and eight passes defended.
- Sidelined by a foot injury for all of 2014, Acker made his NFL debut on Sept. 14, 2015, against the Minnesota

Vikings.

Transactions:

Acquired via trade from the San Francisco 49ers (8/27/16) ... Originally entered the NFL as a sixth-round pick (180th overall) by the San Francisco 49ers in the 2014 NFL Draft.

COLLEGE

A three-year starter at Southern Methodist University, Acker appeared in 46 games and made 38 starts at defensive back ... Totaled 159 tackles, 29 pass breakups and seven interceptions ... Gathered Preseason All-American Athletic Conference First-Team honors, American Athletic Conference Second-Team accolades, was Second-Team All-Conference USA and was named to the Thorpe Award Watch List.

PERSONAL

- Born February 6, 1992
- Native of Portland, Ore.
- Attended Grant High School
- Played quarterback, running back, and wide receiver and kicker
- Was the first-ever player to earn Offensive and Defensive Player of the Year by Portland Interscholastic League
- Was also a standout basketball player
- Brother, Karl, was a wide receiver at LSU

KENNETH ACKER - NFL REGULAR SEASON STATISTICS

TEAM	GP	GS	TACKLES							INTERCEPTIONS					O. FUMB			ST			MISC	
			TK	S	A	TFL	YDS	SK	YDS	QBH	NO	YDS	LG	TD	PD	FF	FR	YDS	S	A	S	A
2014 49ers	0	0	0	0	0	0	0	0.0	0.0	0	0	0	0	0	0	0	0	0	0	0	0	0
2015 49ers	15	13	63	53	10	2	6	0.0	0.0	0	3	45	45	0	8	0	0	0	2	0	0	0
2016 Chiefs	0	0	0	0	0	0	0	0.0	0.0	0	0	0	0	0	0	0	0	0	0	0	0	0
NFL TOTALS	15	13	63	53	10	2	6	0.0	0.0	0	3	45	45	0	8	0	0	0	2	0.0	0	0.0

KENNETH ACKER - NFL PLAYOFF STATISTICS

TEAM	GP	GS	TACKLES							INTERCEPTIONS					O. FUMB			ST			MISC	
			TK	S	A	TFL	YDS	SK	YDS	QBH	NO	YDS	LG	TD	PD	FF	FR	YDS	S	A	S	A
2014 49ers	0	0	0	0	0	0	0	0.0	0.0	0	0	0	0	0	0	0	0	0	0	0	0	0
NFL TOTALS	0	0	0	0	0	0	0	0.0	0.0	0	0	0	0	0	0	0	0	0	0	0.0	0	0.0

SINGLE-GAME HIGHS

Tackles

- 11 at Cleveland Browns, Dec 13, 2015
- 8 vs. Arizona Cardinals, Nov 29, 2015
- 7 at Arizona Cardinals, Sep 27, 2015
- 6 at Pittsburgh Steelers, Sep 20, 2015
- 5 at Chicago Bears, Dec 06, 2015
- ...1 more at 5.

Pass Defenses

2 vs. Baltimore Ravens, Oct 18, 2015
 1 at Cleveland Browns, Dec 13, 2015
 1 at Chicago Bears, Dec 06, 2015
 1 vs. Arizona Cardinals, Nov 29, 2015

...3 more at 1.

Tackles For Loss

1.00 at Los Angeles Rams, Nov 01, 2015
 1.00 at Pittsburgh Steelers, Sep 20, 2015

Interceptions

1 vs. Seattle Seahawks, Oct 22, 2015
 1 vs. Baltimore Ravens, Oct 18, 2015
 1 at Arizona Cardinals, Sep 27, 2015

Interception Return Yards

45 vs. Baltimore Ravens, Oct 18, 2015

Special Team Tackles

1 vs. Los Angeles Rams, Jan 03, 2016
 1 vs. Cincinnati Bengals, Dec 20, 2015

2014 GAME-BY-GAME REGULAR SEASON STATISTICS (49ERS)

OPPONENT		TACKLES								INTERCEPTIONS					O. FUMB			ST		MISC		SCORE	
		TK	S	A	SK	YDS	TFL	YDS	QBH	NO	YDS	LG	TD	PD	FF	FR	YDS	S	A	S	A		
09/07	at Cowboys									INJURED RESERVE												W	28-17
09/14	BEARS									INJURED RESERVE												L	20-28
09/21	at Cardinals									INJURED RESERVE												L	14-23
09/28	EAGLES									INJURED RESERVE												W	26-21
10/05	CHIEFS									INJURED RESERVE												W	22-17
10/13	at Rams									INJURED RESERVE												W	31-17
10/19	at Broncos									INJURED RESERVE												L	17-42
11/02	RAMS									INJURED RESERVE												L	10-13
11/09	at Saints									INJURED RESERVE												W	27-24+
11/16	at Giants									INJURED RESERVE												W	16-10
11/23	REDSKINS									INJURED RESERVE												W	17-13
11/27	SEAHAWKS									INJURED RESERVE												L	3-19
12/07	at Raiders									INJURED RESERVE												L	13-24
12/14	at Seahawks									INJURED RESERVE												L	7-17
12/20	CHARGERS									INJURED RESERVE												L	35-38+
12/28	CARDINALS									INJURED RESERVE												W	20-17
2014 TOTALS		0-0	0	0	0	0.0	0	0	0	0	0	0	0	0	0	0	0	0	0	0	8-8		

2015 GAME-BY-GAME REGULAR SEASON STATISTICS (49ERS)

OPPONENT		TACKLES								INTERCEPTIONS					O. FUMB			ST		MISC		SCORE	
		TK	S	A	SK	YDS	TFL	YDS	QBH	NO	YDS	LG	TD	PD	FF	FR	YDS	S	A	S	A		
09/14 VIKINGS	S	4	3	1	0.0	0.0	0	0	0	0	0	0	0	0	0	0	0	0	0	0	0	W 20-3	
09/20 at Steelers	S	6	5	1	0.0	0.0	1	1	0	0	0	0	0	0	0	0	0	0	0	0	0	L 18-43	
09/27 at Cardinals	S	7	6	1	0.0	0.0	0	0	0	1	0	0	0	1	0	0	0	0	0	0	0	L 7-47	
10/04 PACKERS	S	5	5	0	0.0	0.0	0	0	0	0	0	0	0	0	0	0	0	0	0	0	0	L 3-17	
10/11 at Giants	S	4	3	1	0.0	0.0	0	0	0	0	0	0	0	1	0	0	0	0	0	0	0	L 27-30	
10/18 RAVENS	S	2	2	0	0.0	0.0	0	0	0	1	45	45	0	2	0	0	0	0	0	0	0	W 25-20	
10/22 SEAHAWKS	S	1	1	0	0.0	0.0	0	0	0	1	0	0	0	1	0	0	0	0	0	0	0	L 3-20	
11/01 at Rams	S	3	2	1	0.0	0.0	1	5	0	0	0	0	0	0	0	0	0	0	0	0	0	L 6-27	
11/08 FALCONS		INACTIVE																			W 17-16		
11/22 at Seahawks	S	4	3	1	0.0	0.0	0	0	0	0	0	0	0	0	0	0	0	0	0	0	0	L 13-29	
11/29 CARDINALS	S	8	7	1	0.0	0.0	0	0	0	0	0	0	0	1	0	0	0	0	0	0	0	L 13-19	
12/06 at Bears	S	5	5	0	0.0	0.0	0	0	0	0	0	0	0	1	0	0	0	0	0	0	0	W 26-20+	
12/13 at Browns	S	11	8	3	0.0	0.0	0	0	0	0	0	0	0	1	0	0	0	0	0	0	0	L 10-24	
12/20 BENGALS	S		2	2	0	0.0	0.0	0	0	0	0	0	0	0	0	0	0	0	1	0	0	0	L 14-24
12/27 at Lions	P	1	1	0	0.0	0.0	0	0	0	0	0	0	0	0	0	0	0	0	0	0	0	L 17-32	
01/03 RAMS	P	0	0	0	0.0	0.0	0	0	0	0	0	0	0	0	0	0	0	1	0	0	0	W 19-16+	
2015 TOTALS	15-13	63	53	10	0	0.0	2	6	0	3	45	45	0	8	0	0	0	2	0	0	0	5-11	

+ - Overtime

2016 GAME-BY-GAME REGULAR SEASON STATISTICS (CHIEFS)

OPPONENT	TACKLES								INTERCEPTIONS					O. FUMB			ST		MISC		SCORE
	TK	S	A	SK	YDS	TFL	YDS	QBH	NO	YDS	LG	TD	PD	FF	FR	YDS	S	A	S	A	
09/11 CHARGERS	INACTIVE																				W 33-27+
2016 TOTALS	0-0	0	0	0	0	0.0	0	0	0	0	0	0	0	0	0	0	0	0	0	0	1-0



D.J. ALEXANDER

LINEBACKER



6-2 • 233 • Born: 09/30/91
 Palm Desert, Calif. • NFL Exp: Second Season (2nd with Chiefs)
 GP/GS (Playoffs) 17/0 (2/0)
 D5a-15 • Oregon State

- Second-year linebacker enters his second NFL season with Kansas City in 2016.
- Drafted with the first of two fifth-round picks (172nd overall) in the 2015 Draft.

Transactions:

Originally entered the NFL as the first of two fifth-round picks (172nd overall) in the 2015 NFL Draft.

COLLEGE

Played in 44 games (32 starts), recording 209 tackles (120 solo), including 8.5 sacks (-62.0 yards) and 23.0 tackles for loss, four passes defended, two forced fumbles, one quarterback pressure and one interception returned 25 yards ... Earned Pac-12 Defensive player of the week in 2012.

PERSONAL

- Played both linebacker and wide receiver at Palm Desert.
- Co-Desert Valley League MVP as a senior after making 118 tackles, including 12 tackles for loss and 7.0 sacks.
- Standout in track where he broke the school record in the 100 and 200 meters.
- Ranked as 22nd best outside linebacker in the country following his senior season by Rivals.com.
- Majored in human development and family science.

D.J. ALEXANDER - NFL REGULAR SEASON STATISTICS

TEAM	GP	GS	TACKLES								INTERCEPTIONS					O. FUMB			ST		MISC	
			TK	S	A	TFL	YDS	SK	YDS	QBH	NO	YDS	LG	TD	PD	FF	FR	YDS	S	A	S	A
2015 Chiefs	16	0	2	1	1	0	0	0.0	0.0	0	0	0	0	0	0	0	0	11	0	0	0	
2016 Chiefs	1	0	0	0	0	0	0	0.0	0.0	0	0	0	0	0	0	0	0	0	0	0	0	
NFL TOTALS	17	0	2	1	1	0	0	0.0	0.0	0	0	0	0	0	0	0	0	11	0.0	0	0.0	

D.J. ALEXANDER - NFL PLAYOFF STATISTICS

TEAM	GP	GS	TACKLES								INTERCEPTIONS						O. FUMB			ST		MISC	
			TK	S	A	TFL	YDS	SK	YDS	QBH	NO	YDS	LG	TD	PD	FF	FR	YDS	S	A	S	A	
2015 Chiefs	2	0	0	0	0	0	0	0.0	0.0	0	0	0	0	0	0	0	0	0	0	0	0		
NFL TOTALS	2	0	0	0	0	0	0	0.0	0.0	0	0	0	0	0	0	0	0	0	1	0.0	0	0.0	

SINGLE-GAME HIGHS

Tackles

- 3 at San Diego Chargers, Nov 22, 2015
- 2 at Houston Texans, Sep 13, 2015
- 1 at Baltimore Ravens, Dec 20, 2015
- 1 vs. San Diego Chargers, Dec 13, 2015
- 1 at Oakland Raiders, Dec 06, 2015
- ...5 more at 1.

Safeties

- 1 vs. Oakland Raiders, Jan 03, 2016

Special Team Tackles

2 at Houston Texans, Sep 13, 2015
 1 at Baltimore Ravens, Dec 20, 2015
 1 vs. San Diego Chargers, Dec 13, 2015
 1 at Oakland Raiders, Dec 06, 2015
 ...6 more at 1.

2015 GAME-BY-GAME REGULAR SEASON STATISTICS (CHIEFS)

OPPONENT			TACKLES							INTERCEPTIONS						O. FUMB			ST		MISC		SCORE
			TK	S	A	SK	YDS	TFL	YDS	QBH	NO	YDS	LG	TD	PD	FF	FR	YDS	S	A	S	A	
09/13	at Texans	P	0	0	0	0.0	0.0	0	0	0	0	0	0	0	0	0	0	0	2	0	0	0	W 27-20
09/17	BRONCOS	P	0	0	0	0.0	0.0	0	0	0	0	0	0	0	0	0	0	0	1	0	0	0	L 24-31
09/28	at Packers	P	0	0	0	0.0	0.0	0	0	0	0	0	0	0	0	0	0	0	1	0	0	0	L 28-38
10/04	at Bengals	P	0	0	0	0.0	0.0	0	0	0	0	0	0	0	0	0	0	0	1	0	0	0	L 21-36
10/11	BEARS	P	0	0	0	0.0	0.0	0	0	0	0	0	0	0	0	0	0	0	0	0	0	0	L 17-18
10/18	at Vikings	P	0	0	0	0.0	0.0	0	0	0	0	0	0	0	0	0	0	0	1	0	0	0	L 10-16
10/25	STEELERS	P	0	0	0	0.0	0.0	0	0	0	0	0	0	0	0	0	0	0	0	0	0	0	W 23-13
11/01	LIONS	P	0	0	0	0.0	0.0	0	0	0	0	0	0	0	0	0	0	0	1	0	0	0	W 45-10
11/15	at Broncos	P	0	0	0	0.0	0.0	0	0	0	0	0	0	0	0	0	0	0	0	0	0	0	W 29-13
11/22	at Chargers	P	2	1	1	0.0	0.0	0	0	0	0	0	0	0	0	0	0	0	1	0	0	0	W 33-3
11/29	BILLS	P	0	0	0	0.0	0.0	0	0	0	0	0	0	0	0	0	0	0	0	0	0	0	W 30-22
12/06	at Raiders	P	0	0	0	0.0	0.0	0	0	0	0	0	0	0	0	0	0	0	1	0	0	0	W 34-20
12/13	CHARGERS	P	0	0	0	0.0	0.0	0	0	0	0	0	0	0	0	0	0	0	1	0	0	0	W 10-3
12/20	at Ravens	P	0	0	0	0.0	0.0	0	0	0	0	0	0	0	0	0	0	0	1	0	0	0	W 34-14
12/27	BROWNS	P	0	0	0	0.0	0.0	0	0	0	0	0	0	0	0	0	0	0	0	0	0	0	W 17-13
01/03	RAIDERS	P	0	0	0	0.0	0.0	0	0	0	0	0	0	0	0	0	0	0	0	0	0	0	W 23-17
2015 TOTALS	16-0		2	1	1	0	0.0	0	0	0	0	0	0	0	0	0	0	0	11	0	0	0	11-5

2016 GAME-BY-GAME REGULAR SEASON STATISTICS (CHIEFS)

OPPONENT		TK	S	A	TACKLES				YDS	QBH	INTERCEPTIONS					O. FUMB			ST		MISC		SCORE
					SK	YDS	TFL	YDS			NO	YDS	LG	TD	PD	FF	FR	YDS	S	A	S	A	
09/11 CHARGERS	P	0	0	0	0.0	0.0	0	0	0	0	0	0	0	0	0	0	0	0	0	0	0	0	W 33-27+
2016 TOTALS	1-0	0	0	0	0	0.0	0	0	0	0	0	0	0	0	0	0	0	0	0	0	0	0	1-0

+ - Overtime

2015 GAME-BY-GAME PLAYOFF STATISTICS (CHIEFS)

OPPONENT		TK	S	A	TACKLES				YDS	QBH	INTERCEPTIONS					O. FUMB			ST		MISC		SCORE
					SK	YDS	TFL	YDS			NO	YDS	LG	TD	PD	FF	FR	YDS	S	A	S	A	
01/09 at Texans	P	0	0	0	0.0	0.0	0	0	0	0	0	0	0	0	0	0	0	0	0	0	0	0	W 30-0
01/16 at Patriots	P	0	0	0	0.0	0.0	0	0	0	0	0	0	0	0	0	0	0	0	1	0	0	0	L 20-27
2015 TOTALS	2-0	0	0	0	0	0.0	0	0	0	0	0	0	0	0	0	0	0	0	1	0	0	0	1-1



**ALLEN
BAILEY**
DEFENSIVE LINEMAN



97

6-3 • 288 • Born: 03/25/89
 Sapelo Island, Ga. • NFL Exp: Sixth Season (6th with Chiefs)
 GP/GS (Playoffs) 68/31 (3/2)
 D3b-11 • Miami

- Sixth-year player enters his sixth season with the Chiefs.
- Has played in 68 games (31 starts) recording 126 tackles (91 solo), 11.5 sacks (-71.0 yards), three fumble recoveries, six passes defended and two forced fumbles.
- Has also played in three postseason games, seeing action on defense and special teams, recording four tackles (three solo), 2.0 sacks in a single game against Houston, two forced fumbles and one pass defended.

- Joined Kansas City as the second of two third-round picks in the 2011 NFL Draft.
- Made his initial NFL start at right defensive end vs. Baltimore (10/7/12), filling in for an injured DE Glenn Dorsey.

Transactions:

Signed with Kansas City (7/28/11) ... Originally entered the NFL as the second of two third-round picks (86th overall) in the 2011 NFL Draft.

COLLEGE

Played in 50 games with 27 starts for Miami (19 at left defensive end, five at left defensive tackle and three at right defensive end) ... Recorded 103 tackles (55 solo) with 19.0 sacks (-146.0 yards) and 31.0 tackles for loss (-183.0 yards) ... Also had two forced fumbles, three passes defended and 18 quarterback pressures ... Two-time All-Atlantic Coast Conference selection ... An All-ACC second-team selection after leading Miami with 7.0 sacks (-34.0 yards) and forced three quarterback pressures as a senior ... Elected defensive captain for the Hurricanes ... Earned the team's Strength Training Athlete of the Year award his final two seasons ... Recorded a career-high 3.5 sacks vs. North Carolina to earn ACC Defensive Lineman of the Week honors ... Produced five tackles, tying a career-high with four solo stops vs. Pittsburgh ... A first-team All-ACC selection at defensive tackle after recording 34 tackles (19 solo) and leading the team with 7.0 sacks (-66.0 yards) and 11.0 tackles for loss (-77.0 yards) with two forced fumbles as a junior ... Recorded 24 tackles (15 solo) and led Miami with 5.0 sacks (-46.0 yards) as a sophomore ... Saw majority of playing time on special teams as a true freshman ... Majored in Communications.

PERSONAL

- Played linebacker and fullback at McIntosh County Academy in Darien, Ga.
- Grew up in the historic Hog Hammock community on Sapelo Island, Ga., a state-protected village off of the Georgia coast that can only be reached by airplane or boat, with a ferry covering the seven-mile, 20-minute trip. The island covers 434 acres and has a population of 70 citizens. Bailey rode the ferry daily to the mainland on his way to school.
- Was honored with "Allen Bailey Day" in Hog Hammock on April 7, 2012 on Sapelo Island.
- Ranked in the *Tampa Tribune* "Best of the South" and the *Atlanta Journal-Constitution* "Super Southern 100."
- Member of Allen Wallace's PrepStar 100 team.

ALLEN BAILEY - NFL REGULAR SEASON STATISTICS

TEAM	GP	GS	TACKLES								INTERCEPTIONS					O. FUMB			ST			MISC	
			TK	S	A	TFL	YDS	SK	YDS	QBH	NO	YDS	LG	TD	PD	FF	FR	YDS	S	A	S	A	
2011 Chiefs	16	0	10	8	2	4	0	1.0	9.0	3	0	0	0	0	2	0	1	0	0	0	0	0	
2012 Chiefs	10	1	5	3	2	0	0	0.0	0.0	0	0	0	0	0	0	0	1	1	0	0	0	0	
2013 Chiefs	15	3	30	25	5	1	8	1.0	8.0	2	0	0	0	0	2	0	0	0	0	0	0	0	
2014 Chiefs	14	14	41	27	14	10	38	5.0	32.0	8	0	0	0	0	2	0	0	0	0	0	0	0	
2015 Chiefs	12	12	38	26	12	7	21	4.5	22.0	8	0	0	0	0	0	2	1	0	0	0	0	0	
2016 Chiefs	1	1	2	2	0	1	2	0.0	0.0	0	0	0	0	0	0	0	0	0	0	0	0	0	
NFL TOTALS	68	31	126	91	35	23	69	11.5	71.0	21	0	0	0	0	6	2	3	1	0	0.0	0	0.0	

ALLEN BAILEY - NFL PLAYOFF STATISTICS

TEAM	GP	GS	TACKLES								INTERCEPTIONS					O. FUMB			ST		MISC	
			TK	S	A	TFL	YDS	SK	YDS	QBH	NO	YDS	LG	TD	PD	FF	FR	YDS	S	A	S	A
2013 Chiefs	1	0	0	0	0	0	0	0.0	0.0	0	0	0	0	0	1	0	0	0	0	0	0	0
2015 Chiefs	2	2	4	3	1	0	0	2.0	17.0	0	0	0	0	0	0	2	0	0	0	0	0	0
NFL TOTALS	3	2	4	3	1	0	0	2.0	17.0	0	0	0	0	0	1	2	0	0	0	0.0	0	0.0

SINGLE-GAME HIGHS

Tackles

9 at San Diego Chargers, Dec 29, 2013
 8 at Minnesota Vikings, Oct 18, 2015
 8 at Buffalo Bills, Nov 09, 2014
 7 vs. Chicago Bears, Oct 11, 2015
 6 at Denver Broncos, Nov 17, 2013

Sacks

2.00 at Houston Texans, Sep 13, 2015
 1.50 vs. Chicago Bears, Oct 11, 2015
 1.50 vs. Los Angeles Rams, Oct 26, 2014
 1.50 at San Francisco 49ers, Oct 05, 2014
 1.00 at Minnesota Vikings, Oct 18, 2015

...4 more at 1.00.

Pass Defenses

1 at Pittsburgh Steelers, Dec 21, 2014
 1 at Miami Dolphins, Sep 21, 2014
 1 vs. San Diego Chargers, Nov 24, 2013
 ...3 more at 1.

Forced Fumbles

1 at Minnesota Vikings, Oct 18, 2015
 1 vs. Chicago Bears, Oct 11, 2015

Fumble Recoveries

1 at Houston Texans, Sep 13, 2015

1 at Pittsburgh Steelers, Nov 12, 2012

1 at New England Patriots, Nov 21, 2011

Tackles For Loss

3.00 at Minnesota Vikings, Oct 18, 2015

3.00 at Buffalo Bills, Nov 09, 2014

2.00 at Houston Texans, Sep 13, 2015

1.00 vs. San Diego Chargers, Sep 11, 2016

1.00 vs. Oakland Raiders, Jan 03, 2016

...13 more at 1.00.

2011 GAME-BY-GAME REGULAR SEASON STATISTICS (CHIEFS)

OPPONENT		TACKLES							INTERCEPTIONS					O. FUMB			ST		MISC			SCORE
		TK	S	A	SK	YDS	TFL	YDS	QBH	NO	YDS	LG	TD	PD	FF	FR	YDS	S	A	S	A	
09/11	BILLS	P	0	0	0	0.0	0.0	0	0	0	0	0	0	0	0	0	0	0	0	0	0	L 7-41
09/18	at Lions	P	0	0	0	0.0	0.0	0	0	0	0	0	0	0	0	0	0	0	0	0	0	L 3-48
09/25	at Chargers	P	1	1	0	0.0	0.0	1	0	0	0	0	0	1	0	0	0	0	0	0	0	L 17-20
10/02	VIKINGS	P	0	0	0	0.0	0.0	0	0	0	0	0	0	0	0	0	0	0	0	0	0	W 22-17
10/09	at Colts	P	2	0	2	0.0	0.0	0	0	0	0	0	0	0	0	0	0	0	0	0	0	W 28-24
10/23	at Raiders	P	0	0	0	0.0	0.0	0	0	0	0	0	0	0	0	0	0	0	0	0	0	W 28-0
10/31	CHARGERS	P	1	1	0	0.0	0.0	0	0	0	0	0	0	0	0	0	0	0	0	0	0	W 23-20+
11/06	DOLPHINS	P	0	0	0	0.0	0.0	0	0	0	0	0	0	1	0	0	0	0	0	0	0	L 3-31
11/13	BRONCOS	P	0	0	0	0.0	0.0	0	0	0	0	0	0	0	0	0	0	0	0	0	0	L 10-17
11/21	at Patriots	P	1	1	0	0.0	0.0	0	0	0	0	0	0	0	0	1	0	0	0	0	0	L 3-34
11/27	STEELERS	P	1	1	0	0.0	0.0	1	0	1	0	0	0	0	0	0	0	0	0	0	0	L 9-13
12/04	at Bears	P	0	0	0	0.0	0.0	0	0	0	0	0	0	0	0	0	0	0	0	0	0	W 10-3
12/11	at Jets	P	0	0	0	0.0	0.0	0	0	0	0	0	0	0	0	0	0	0	0	0	0	L 10-37
12/18	PACKERS	P	1	1	0	1.0	9.0	1	0	1	0	0	0	0	0	0	0	0	0	0	0	W 19-14
12/24	RAIDERS	P	1	1	0	0.0	0.0	0	0	1	0	0	0	0	0	0	0	0	0	0	0	L 13-16+
01/01	at Broncos	P	2	2	0	0.0	0.0	1	0	0	0	0	0	0	0	0	0	0	0	0	0	W 7-3
2011 TOTALS		16-0	10	8	2	1	9.0	4	0	3	0	0	0	0	2	0	1	0	0	0	0	7-9

+ - Overtime

2012 GAME-BY-GAME REGULAR SEASON STATISTICS (CHIEFS)

OPPONENT		TACKLES								INTERCEPTIONS					O. FUMB			ST		MISC		SCORE	
		TK	S	A	SK	YDS	TFL	YDS	QBH	NO	YDS	LG	TD	PD	FF	FR	YDS	S	A	S	A		
09/09	FALCONS									INACTIVE											L	24-40	
09/16	at Bills									INACTIVE											L	17-35	
09/23	at Saints	P	0	0	0	0.0	0.0	0	0	0	0	0	0	0	0	0	0	0	0	0	0	W	27-24+
09/30	CHARGERS	P	0	0	0	0.0	0.0	0	0	0	0	0	0	0	0	0	0	0	0	0	0	L	20-37
10/07	RAVENS	S	2	2	0	0.0	0.0	0	0	0	0	0	0	0	0	0	0	0	0	0	0	L	6-9
10/14	at Buccaneers	P	0	0	0	0.0	0.0	0	0	0	0	0	0	0	0	0	0	0	0	0	0	L	10-38
10/28	RAIDERS	P	1	0	1	0.0	0.0	0	0	0	0	0	0	0	0	0	0	0	0	0	0	L	16-26
11/01	at Chargers	P	1	0	1	0.0	0.0	0	0	0	0	0	0	0	0	0	0	0	0	0	0	L	13-31
11/12	at Steelers	P	1	1	0	0.0	0.0	0	0	0	0	0	0	0	0	0	1	1	0	0	0	L	13-16+
11/18	BENGALS	P	0	0	0	0.0	0.0	0	0	0	0	0	0	0	0	0	0	0	0	0	0	L	6-28
11/25	BRONCOS	P	0	0	0	0.0	0.0	0	0	0	0	0	0	0	0	0	0	0	0	0	0	L	9-17
12/02	PANTHERS	P	0	0	0	0.0	0.0	0	0	0	0	0	0	0	0	0	0	0	0	0	0	W	27-21
12/09	at Browns									INJURED RESERVE											L	7-30	
12/16	at Raiders									INJURED RESERVE											L	0-15	
12/23	COLTS									INJURED RESERVE											L	13-20	
12/30	at Broncos									INJURED RESERVE											L	3-38	
2012 TOTALS		10-1	5	3	2	0	0.0	0	0	0	0	0	0	0	0	1	1	0	0	0	0	2-14	

+ - Overtime

2013 GAME-BY-GAME REGULAR SEASON STATISTICS (CHIEFS)

OPPONENT			TACKLES							INTERCEPTIONS					O. FUMB			ST		MISC		SCORE	
			TK	S	A	SK	YDS	TFL	YDS	QBH	NO	YDS	LG	TD	PD	FF	FR	YDS	S	A	S		A
09/08 at Jaguars			INACTIVE																				W 28-2
09/15	COWBOYS	P	0	0	0	0.0	0.0	0	0	0	0	0	0	0	0	0	0	0	0	0	0	W 17-16	
09/19	at Eagles	P	0	0	0	0.0	0.0	0	0	0	0	0	0	0	0	0	0	0	0	0	0	W 26-16	
09/29	GIANTS	P	3	3	0	1.0	8.0	1	8	1	0	0	0	0	0	0	0	0	0	0	0	W 31-7	
10/06	at Titans	P	1	1	0	0.0	0.0	0	0	0	0	0	0	0	0	0	0	0	0	0	0	W 26-17	
10/13	RAIDERS	P	1	1	0	0.0	0.0	0	0	0	0	0	0	1	0	0	0	0	0	0	0	W 24-7	
10/20	TEXANS	P	0	0	0	0.0	0.0	0	0	0	0	0	0	0	0	0	0	0	0	0	0	W 17-16	
10/27	BROWNS	P	0	0	0	0.0	0.0	0	0	0	0	0	0	0	0	0	0	0	0	0	0	W 23-17	
11/03	at Bills	P	0	0	0	0.0	0.0	0	0	0	0	0	0	0	0	0	0	0	0	0	0	W 23-13	
11/17	at Broncos	P	6	5	1	0.0	0.0	0	0	0	0	0	0	0	0	0	0	0	0	0	0	L 17-27	
11/24	CHARGERS	S	1	1	0	0.0	0.0	0	0	0	0	0	0	1	0	0	0	0	0	0	0	L 38-41	
12/01	BRONCOS	S	2	1	1	0.0	0.0	0	0	1	0	0	0	0	0	0	0	0	0	0	0	L 28-35	
12/08	at Redskins	P	1	1	0	0.0	0.0	0	0	0	0	0	0	0	0	0	0	0	0	0	0	W 45-10	
12/15	at Raiders	P	2	2	0	0.0	0.0	0	0	0	0	0	0	0	0	0	0	0	0	0	0	W 56-31	
12/22	COLTS	P	4	3	1	0.0	0.0	0	0	0	0	0	0	0	0	0	0	0	0	0	0	L 7-23	
12/29	at Chargers	S	9	7	2	0.0	0.0	0	0	0	0	0	0	0	0	0	0	0	0	0	0	L 24-27+	
2013 TOTALS			15-3	30	25	5	1	8.0	1	8	2	0	0	0	0	2	0	0	0	0	0	11-5	

+ - Overtime

2014 GAME-BY-GAME REGULAR SEASON STATISTICS (CHIEFS)

OPPONENT			TACKLES								INTERCEPTIONS					O. FUMB			ST		MISC		SCORE
			TK	S	A	SK	YDS	TFL	YDS	QBH	NO	YDS	LG	TD	PD	FF	FR	YDS	S	A	S	A	
09/07	TITANS	S	2	2	0	1.0	10.0	1	10	2	0	0	0	0	0	0	0	0	0	0	0	0	L 10-26
09/14	at Broncos	S	0	0	0	0.0	0.0	0	0	0	0	0	0	0	0	0	0	0	0	0	0	0	L 17-24
09/21	at Dolphins	S	3	1	2	0.0	0.0	1	3	0	0	0	0	0	1	0	0	0	0	0	0	0	W 34-15
09/29	PATRIOTS	S	0	0	0	0.0	0.0	0	0	0	0	0	0	0	0	0	0	0	0	0	0	0	W 41-14
10/05	at 49ers	S	4	3	1	1.5	9.0	1	5	2	0	0	0	0	0	0	0	0	0	0	0	0	L 17-22
10/19	at Chargers	S	2	1	1	0.0	0.0	0	0	0	0	0	0	0	0	0	0	0	0	0	0	0	W 23-20
10/26	RAMS	S	4	3	1	1.5	7.0	1	5	3	0	0	0	0	0	0	0	0	0	0	0	0	W 34-7
11/02	JETS	S	4	2	2	0.0	0.0	1	2	0	0	0	0	0	0	0	0	0	0	0	0	0	W 24-10
11/09	at Bills	S	8	6	2	0.0	0.0	3	4	0	0	0	0	0	0	0	0	0	0	0	0	0	W 17-13
11/16	SEAHAWKS	S	2	2	0	0.0	0.0	0	0	0	0	0	0	0	0	0	0	0	0	0	0	0	W 24-20
11/20	at Raiders	S	4	1	3	0.0	0.0	0	0	0	0	0	0	0	0	0	0	0	0	0	0	0	L 20-24
11/30	BRONCOS	S	4	2	2	0.0	0.0	1	3	0	0	0	0	0	0	0	0	0	0	0	0	0	L 16-29
12/07	at Cardinals		INACTIVE																			L 14-17	
12/14	RAIDERS		INACTIVE																			W 31-13	
12/21	at Steelers	S	1	1	0	0.0	0.0	0	0	0	0	0	0	0	1	0	0	0	0	0	0	0	L 12-20
12/28	CHARGERS	S	3	3	0	1.0	6.0	1	6	1	0	0	0	0	0	0	0	0	0	0	0	0	W 19-7
2014 TOTALS	14-14		41	27	14	5	32.0	10	38	8	0	0	0	0	2	0	0	0	0	0	0	0	9-7

2015 GAME-BY-GAME REGULAR SEASON STATISTICS (CHIEFS)

OPPONENT		TACKLES								INTERCEPTIONS					O. FUMB			ST		MISC		SCORE
		TK	S	A	SK	YDS	TFL	YDS	QBH	NO	YDS	LG	TD	PD	FF	FR	YDS	S	A	S	A	
09/13 at Texans	S	4	3	1	2.0	10.0	2	10	2	0	0	0	0	0	0	1	0	0	0	0	0	W 27-20
09/17 BRONCOS	S	2	2	0	0.0	0.0	0	0	0	0	0	0	0	0	0	0	0	0	0	0	0	L 24-31
09/28 at Packers	S	1	0	1	0.0	0.0	0	0	1	0	0	0	0	0	0	0	0	0	0	0	0	L 28-38
10/04 at Bengals	S	3	2	1	0.0	0.0	0	0	0	0	0	0	0	0	0	0	0	0	0	0	0	L 21-36
10/11 BEARS	S	7	5	2	1.5	7.0	1	3	2	0	0	0	0	0	1	0	0	0	0	0	0	L 17-18
10/18 at Vikings	S	8	5	3	1.0	5.0	3	7	2	0	0	0	0	0	1	0	0	0	0	0	0	L 10-16
10/25 STEELERS	S	5	3	2	0.0	0.0	0	0	0	0	0	0	0	0	0	0	0	0	0	0	0	W 23-13
11/01 LIONS	S	1	1	0	0.0	0.0	0	0	0	0	0	0	0	0	0	0	0	0	0	0	0	W 45-10
11/15 at Broncos										INACTIVE												W 29-13
11/22 at Chargers										INACTIVE												W 33-3
11/29 BILLS										INACTIVE												W 30-22
12/06 at Raiders										INACTIVE												W 34-20
12/13 CHARGERS	S	1	1	0	0.0	0.0	0	0	0	0	0	0	0	0	0	0	0	0	0	0	0	W 10-3
12/20 at Ravens	S	1	0	1	0.0	0.0	0	0	1	0	0	0	0	0	0	0	0	0	0	0	0	W 34-14
12/27 BROWNS	S	3	2	1	0.0	0.0	0	0	0	0	0	0	0	0	0	0	0	0	0	0	0	W 17-13
01/03 RAIDERS	S	2	2	0	0.0	0.0	1	1	0	0	0	0	0	0	0	0	0	0	0	0	0	W 23-17
2015 TOTALS	12-12	38	26	12	4.5	22.0	7	21	8	0	0	0	0	0	2	1	0	0	0	0	0	11-5

2016 GAME-BY-GAME REGULAR SEASON STATISTICS (CHIEFS)

OPPONENT		TACKLES								INTERCEPTIONS					O. FUMB			ST		MISC		SCORE
		TK	S	A	SK	YDS	TFL	YDS	QBH	NO	YDS	LG	TD	PD	FF	FR	YDS	S	A	S	A	
09/11 CHARGERS	S	2	2	0	0.0	0.0	1	2	0	0	0	0	0	0	0	0	0	0	0	0	0	W 33-27+
2016 TOTALS	1-1	2	2	0	0	0.0	1	2	0	0	0	0	0	0	0	0	0	0	0	0	0	1-0

+ - Overtime

2013 GAME-BY-GAME PLAYOFF STATISTICS (CHIEFS)

OPPONENT		TACKLES								INTERCEPTIONS					O. FUMB			ST		MISC		SCORE
		TK	S	A	SK	YDS	TFL	YDS	QBH	NO	YDS	LG	TD	PD	FF	FR	YDS	S	A	S	A	
01/04 at Colts	P	0	0	0	0.0	0.0	0	0	0	0	0	0	0	1	0	0	0	0	0	0	0	L 44-45
2013 TOTALS	1-0	0	0	0	0	0.0	0	0	0	0	0	0	0	1	0	0	0	0	0	0	0	0-1

2015 GAME-BY-GAME PLAYOFF STATISTICS (CHIEFS)

OPPONENT		TACKLES								INTERCEPTIONS					O. FUMB			ST		MISC		SCORE
		TK	S	A	SK	YDS	TFL	YDS	QBH	NO	YDS	LG	TD	PD	FF	FR	YDS	S	A	S	A	
01/09 at Texans	S	4	3	1	2.0	17.0	0	0	0	0	0	0	0	0	2	0	0	0	0	0	0	W 30-0
01/16 at Patriots	S	0	0	0	0.0	0.0	0	0	0	0	0	0	0	0	0	0	0	0	0	0	0	L 20-27
2015 TOTALS	2-2	4	3	1	2	17.0	0	0	0	0	0	0	0	0	2	0	0	0	0	0	0	1-1



SAM BARRINGTON

LINEBACKER



6-1 • 240 • Born: 10/05/90
 Jacksonville, Fla. • NFL Exp: Fourth Season (1st with Chiefs)
 GP/GS (Playoffs) 23/8 (2/2)
 W (GB)-16 • South Florida

- Fourth-year linebacker enters his first season with the Chiefs in 2016.
- Has appeared in 23 games in the NFL (eight starts) making 54 tackles (41 solo), four quarterback hurries, three tackles for loss, one pass defended and one sack.
- Was sidelined by an ankle injury in the season-opener versus Chicago in 2015 and was placed on Green Bay's injured reserve list.
- Led the Green Bay Packers with 15 tackles (12 solo) in

the 2014 postseason.

- Made his rookie debut on Sept. 15, 2013, against the Washington Redskins.

Transactions:

Claimed off waivers by the Kansas City Chiefs (9/4/16) ... Released by the Green Bay Packers (9/3/16) ... Originally entered the NFL as a seventh-round pick (232nd overall) by the Green Bay Packers in the 2013 NFL Draft.

COLLEGE

A four-year letterman at South Florida, Barrington played in 49 games with 36 starts during his career and registered 258 tackles (151 solo), 21.5 tackles for a loss, 6.5 sacks, five forced fumbles, one fumble recovery, one interception and nine passes defended ... Was selected to play in the East-West Shrine Game following his senior campaign

PERSONAL

- Born Oct. 5, 1990
- Native of Jacksonville, Fla.
- Attended Terry Parker High School
- Four-year starter on both sides of the ball, playing linebacker and running back
- Selected to play in the 2008 Florida All-Star game
- Also lettered four years in track and field, participating in the 110-meter hurdles and the discus event
- Earned his degree at South Florida in social science.

SAM BARRINGTON - NFL REGULAR SEASON STATISTICS

TEAM	GP	GS	TACKLES							INTERCEPTIONS					O. FUMB			ST			MISC	
			TK	S	A	TFL	YDS	SK	YDS	QBH	NO	YDS	LG	TD	PD	FF	FR	YDS	S	A	S	A
2013 Packers	7	0	0	0	0	0	0	0.0	0.0	0	0	0	0	0	0	0	0	0	2	0	0	0
2014 Packers	14	7	53	40	13	3	12	1.0	9.0	4	0	0	0	0	1	0	0	0	0	0	0	0
2015 Packers	1	1	1	1	0	0	0	0.0	0.0	0	0	0	0	0	0	0	0	0	0	0	0	0
2016 Chiefs	1	0	0	0	0	0	0	0.0	0.0	0	0	0	0	0	0	0	0	0	0	0	0	0
NFL TOTALS	23	8	54	41	13	3	12	1.0	9.0	4	0	0	0	0	1	0	0	0	2	0.0	0	0.0

SAM BARRINGTON - NFL PLAYOFF STATISTICS

TEAM	GP	GS	TACKLES							INTERCEPTIONS					O. FUMB			ST			MISC	
			TK	S	A	TFL	YDS	SK	YDS	QBH	NO	YDS	LG	TD	PD	FF	FR	YDS	S	A	S	A
2014 Packers	2	2	14	6	8	0	0	0.0	0.0	0	0	0	0	0	1	0	0	0	0	0	0	0
NFL TOTALS	2	2	14	6	8	0	0	0.0	0.0	0	0	0	0	0	1	0	0	0	0	0.0	0	0.0

SINGLE-GAME HIGHS

Tackles	10	at	Buffalo Bills, Dec 14, 2014
	8	at	New Orleans Saints, Oct 26, 2014
	7	vs.	Detroit Lions, Dec 28, 2014
	7	vs.	Atlanta Falcons, Dec 08, 2014
	5	vs.	New England Patriots, Nov 30, 2014
Sacks	1.00	vs.	Chicago Bears, Nov 09, 2014
Pass Defenses	1	vs.	New England Patriots, Nov 30, 2014
Tackles For Loss	1.00	vs.	Atlanta Falcons, Dec 08, 2014
	1.00	vs.	Philadelphia Eagles, Nov 16, 2014
	1.00	vs.	Chicago Bears, Nov 09, 2014
Special Team Tackles	1	at	Minnesota Vikings, Oct 27, 2013
	1	vs.	Washington Redskins, Sep 15, 2013

2013 GAME-BY-GAME REGULAR SEASON STATISTICS (PACKERS)

OPPONENT		TACKLES							INTERCEPTIONS					O. FUMB			ST		MISC			SCORE
		TK	S	A	SK	YDS	TFL	YDS	QBH	NO	YDS	LG	TD	PD	FF	FR	YDS	S	A	S	A	
09/08 at 49ers										INACTIVE												L 28-34
09/15 REDSKINS	P	0	0	0	0.0	0.0	0	0	0	0	0	0	0	0	0	0	0	1	0	0	0	W 38-20
09/22 at Bengals	P	0	0	0	0.0	0.0	0	0	0	0	0	0	0	0	0	0	0	0	0	0	0	L 30-34
10/06 LIONS	P	0	0	0	0.0	0.0	0	0	0	0	0	0	0	0	0	0	0	0	0	0	0	W 22-9
10/13 at Ravens	P	0	0	0	0.0	0.0	0	0	0	0	0	0	0	0	0	0	0	0	0	0	0	W 19-17
10/20 BROWNS	P	0	0	0	0.0	0.0	0	0	0	0	0	0	0	0	0	0	0	0	0	0	0	W 31-13
10/27 at Vikings	P	0	0	0	0.0	0.0	0	0	0	0	0	0	0	0	0	0	0	1	0	0	0	W 44-31
11/04 BEARS	P	0	0	0	0.0	0.0	0	0	0	0	0	0	0	0	0	0	0	0	0	0	0	L 20-27
11/10 EAGLES										INJURED RESERVE												L 13-27
11/17 at Giants										INJURED RESERVE												L 13-27
11/24 VIKINGS										INJURED RESERVE												L 26-26+
11/28 at Lions										INJURED RESERVE												L 10-40
12/08 FALCONS										INJURED RESERVE												W 22-21
12/15 at Cowboys										INJURED RESERVE												W 37-36
12/22 STEELERS										INJURED RESERVE												L 31-38
12/29 at Bears										INJURED RESERVE												W 33-28
2013 TOTALS	7-0	0	0	0	0	0.0	0	0	0	0	0	0	0	0	0	0	0	2	0	0	0	8-8

2014 GAME-BY-GAME REGULAR SEASON STATISTICS (PACKERS)

OPPONENT		TACKLES							INTERCEPTIONS					O. FUMB			ST		MISC			SCORE
		TK	S	A	SK	YDS	TFL	YDS	QBH	NO	YDS	LG	TD	PD	FF	FR	YDS	S	A	S	A	
09/04 at Seahawks	P	0	0	0	0.0	0.0	0	0	0	0	0	0	0	0	0	0	0	0	0	0	0	L 16-36
09/14 JETS	P	0	0	0	0.0	0.0	0	0	0	0	0	0	0	0	0	0	0	0	0	0	0	W 31-24
09/21 at Lions	P	4	3	1	0.0	0.0	0	0	0	0	0	0	0	0	0	0	0	0	0	0	0	L 7-19
09/28 at Bears	P	0	0	0	0.0	0.0	0	0	0	0	0	0	0	0	0	0	0	0	0	0	0	W 38-17
10/02 VIKINGS										INACTIVE												W 42-10
10/12 at Dolphins										INACTIVE												W 27-24
10/19 PANTHERS	S	2	1	1	0.0	0.0	0	0	0	0	0	0	0	0	0	0	0	0	0	0	0	W 38-17
10/26 at Saints	S	8	6	2	0.0	0.0	0	0	0	0	0	0	0	0	0	0	0	0	0	0	0	L 23-44
11/09 BEARS	P	4	4	0	1.0	9.0	1	9	1	0	0	0	0	0	0	0	0	0	0	0	0	W 55-14
11/16 EAGLES	P	1	1	0	0.0	0.0	1	1	0	0	0	0	0	0	0	0	0	0	0	0	0	W 53-20
11/23 at Vikings	P	1	1	0	0.0	0.0	0	0	0	0	0	0	0	0	0	0	0	0	0	0	0	W 24-21
11/30 PATRIOTS	S	5	3	2	0.0	0.0	0	0	1	0	0	0	0	1	0	0	0	0	0	0	0	W 26-21
12/08 FALCONS	S	7	5	2	0.0	0.0	1	2	0	0	0	0	0	0	0	0	0	0	0	0	0	W 43-37
12/14 at Bills	S	10	9	1	0.0	0.0	0	0	0	0	0	0	0	0	0	0	0	0	0	0	0	L 13-21
12/21 at Buccaneers	S	4	2	2	0.0	0.0	0	0	1	0	0	0	0	0	0	0	0	0	0	0	0	W 20-3
12/28 LIONS	S	7	5	2	0.0	0.0	0	0	1	0	0	0	0	0	0	0	0	0	0	0	0	W 30-20
2014 TOTALS	14-7	53	40	13	1	9.0	3	12	4	0	0	0	0	1	0	0	0	0	0	0	0	12-4

2015 GAME-BY-GAME REGULAR SEASON STATISTICS (PACKERS)

OPPONENT	TACKLES									INTERCEPTIONS					O. FUMB			ST		MISC		SCORE
	TK	S	A	SK	YDS	TFL	YDS	QBH	NO	YDS	LG	TD	PD	FF	FR	YDS	S	A	S	A		
09/13 at Bears	S	1	1	0	0.0	0.0	0	0	0	0	0	0	0	0	0	0	0	0	0	0	W 31-23	
09/20 SEAHAWKS									INJURED RESERVE												W 27-17	
09/28 CHIEFS									INJURED RESERVE												W 38-28	
10/04 at 49ers									INJURED RESERVE												W 17-3	
10/11 RAMS									INJURED RESERVE												W 24-10	
10/18 CHARGERS									INJURED RESERVE												W 27-20	
11/01 at Broncos									INJURED RESERVE												L 10-29	
11/08 at Panthers									INJURED RESERVE												L 29-37	
11/15 LIONS									INJURED RESERVE												L 16-18	
11/22 at Vikings									INJURED RESERVE												W 30-13	
11/26 BEARS									INJURED RESERVE												L 13-17	
12/03 at Lions									INJURED RESERVE												W 27-23	
12/13 COWBOYS									INJURED RESERVE												W 28-7	
12/20 at Raiders									INJURED RESERVE												W 30-20	
12/27 at Cardinals									INJURED RESERVE												L 8-38	
01/03 VIKINGS									INJURED RESERVE												L 13-20	
2015 TOTALS	1-1	1	1	0	0	0.0	0	0	0	0	0	0	0	0	0	0	0	0	0	0	10-6	

2016 GAME-BY-GAME REGULAR SEASON STATISTICS (CHIEFS)

OPPONENT		TACKLES								INTERCEPTIONS					O. FUMB			ST		MISC		SCORE
		TK	S	A	SK	YDS	TFL	YDS	QBH	NO	YDS	LG	TD	PD	FF	FR	YDS	S	A	S	A	
09/11 CHARGERS	P	0	0	0	0.0	0.0	0	0	0	0	0	0	0	0	0	0	0	0	0	0	0	W 33-27+
2016 TOTALS	1-0	0	0	0	0	0.0	0	0	0	0	0	0	0	0	0	0	0	0	0	0	0	1-0

+ - Overtime

2014 GAME-BY-GAME PLAYOFF STATISTICS (PACKERS)

OPPONENT		TACKLES								INTERCEPTIONS					O. FUMB			ST		MISC		SCORE
		TK	S	A	SK	YDS	TFL	YDS	QBH	NO	YDS	LG	TD	PD	FF	FR	YDS	S	A	S	A	
01/11 COWBOYS	S	6	3	3	0.0	0.0	0	0	0	0	0	0	0	0	0	0	0	0	0	0	0	W 26-21
01/18 at Seahawks	S	8	3	5	0.0	0.0	0	0	0	0	0	0	0	1	0	0	0	0	0	0	0	L 22-28+
2014 TOTALS	2-2	14	6	8	0	0.0	0	0	0	0	0	0	0	1	0	0	0	0	0	0	0	1-1

+ - Overtime



ERIC BERRY
SAFETY



29

6-0 • 211 • Born: 12/29/88
Fairburn, Ga. • NFL Exp: Seventh Season (7th with Chiefs)
GP/GS (Playoffs) 71/69 (4/4)
D1-10 • Tennessee

- Seventh-year safety returns for his seventh season with the Chiefs in 2016.
- Earned the club's franchise tag entering the 2016 season.
- Has appeared in 71 games (69 starts) and recorded 390 tackles (314 solo), 5.5 sacks (-37.5), 10 interceptions, 46 passes defensed, two forced fumbles and two fumble recoveries.
- Was selected to his fourth Pro Bowl following the 2015 season. His other trips to the NFL's annual all-star game came following his rookie year (2010), after the 2012 season and after the 2013 season.
- Was the club's Walter Payton NFL Man of the Year nominee for 2015 and won Nationwide's inaugural Charity Challenge, awarding the Eric Berry Foundation \$20,000. He won the challenge after his unique hashtag, #BerryWPMOYChallenge, was used more than 94,000

times.

- Was named the NFL's Comeback Player of the Year following the 2015 season after being diagnosed with Hodgkin lymphoma during the 2014 season and being declared cancer-free prior to the start training camp the following season.
- He and QB Alex Smith earned the club's Derrick Thomas Award given to the team's MVP, an award voted on by teammates.
- Honored with the PFWA's George Halas Award, honoring an NFL player, coach or staff member who overcomes the most adversity to succeed.
- Was named first-team All-Pro following the 2013 season, the first All-Pro defensive player since for Kansas City since LB Derrick Johnson in 2011 and the Chiefs first All-Pro safety since Deron Cherry following the 1988 season.

- Was also named first-team All-Pro by the Associated Press, as well as the Pro Football Writers of America again in 2015.
- Was named to the Pro Football Writers of America (PFWA) All-NFL Team following the 2013 season, joining RB Jamaal Charles and PR Dexter McCluster.
- Was named a team captain for the defense in a vote by teammates for the 2013 and 2015 postseason.
- Returned two interceptions for touchdowns in 2013, giving him three interception return touchdowns for his career. That mark ranks tied for fifth in team history for most interception return touchdowns for a career.
- Had a career-high 3.5 sacks (-26.5 yards) in 2013, a

number that tied for first among all defensive backs in the league. Has 5.5 career sacks (-37.5 yards) to rank fourth in team history for defensive backs, needing just 1.5 more sacks to tie the franchise record for most QB takedowns by a defensive back.

- Has started in all four postseason contests he's played in.
- Led the Chiefs with four interceptions as a rookie in 2010.
- Joined the Chiefs as the fifth overall selection in the 2010 NFL Draft.

Transactions:

Signed with Kansas City (7/30/10) ... Selected with the Chiefs first pick (fifth overall) in the 2010 NFL Draft.

COLLEGE

Started 39 games in three years at Tennessee ... Made 37 starts at strong safety, one at left cornerback and one at nickel back ... Tallied 245 tackles (157 solo), 17.5 tackles for loss (-45.0 yards), 3.0 sacks (-11.0 yards) and 14 INTs for 494 yards with three TDs ... Also had 31 passes defended, four fumble recoveries, two forced fumbles and three QB pressures ... Rushed seven times for 37 yards and caught one pass for three yards ... Returned six kickoffs for 132 yards and added 14 special teams tackles ... Was a two-time unanimous All-America pick ... Opened all 13 games as a junior in 2009, recording 87 tackles (56 solo), two INTs for seven yards, nine passes defended, two fumble recoveries, one forced fumble and three QB pressures. Added 14 special teams tackles and four kickoff returns for 100 yards. Earned All-America honors for the second consecutive year. Received the Jim Thorpe Award as the nation's top defensive back ... Started 12 games as a sophomore in 2008, totaling 72 tackles (44 solo), 3.0 sacks, seven INTs for 265 yards with two TDs and 13 passes defended. Added two kickoff returns for 32 yards, seven carries for 37 yards and one catch for three yards ... Unanimous All-America selection ... Named Jack Tatum Award winner as the best defensive back in college football and was named the SEC Defensive Player of the year ... Opened all 14 games as a true freshman in 2007, tallying 86 tackles (57 solo)

PERSONAL

- Selected jersey number 29 with the Chiefs to honor former University of Tennessee teammate DB Inky Johnson, who suffered a severe shoulder injury in 2006.
- Berry's father, James, was a four-year letterman as a running back at Tennessee ('78-81), serving as team captain as a senior.
- Twin younger brothers, Elliott and Evan, play football at Tennessee.
- Was a Parade All-America selection as a senior at Creekside High School in Fairburn, Ga., where he played QB and DB.
- Named Georgia High School Player of the Year by Gatorade and the Atlanta Journal-Constitution.
- Also ran track and set school records in the long jump (22'-8") and the 200-meter dash (21.76 seconds).
- Interned in a dental office while in high school.

ERIC BERRY - NFL REGULAR SEASON STATISTICS

TEAM	GP	GS	TK	S	A	TACKLES				QBH	INTERCEPTIONS				O. FUMB				ST		MISC	
						TFL	YDS	SK	YDS		NO	YDS	LG	TD	PD	FF	FR	YDS	S	A	S	A
2010 Chiefs	16	16	126	82	44	5	0	2.0	11.0	6	4	102	54t	1	13	1	0	0	5	0	0	0
2011 Chiefs	1	1	0	0	0	0	0	0.0	0.0	0	0	0	0	0	0	0	0	0	0	0	0	0
2012 Chiefs	16	16	86	73	13	10	0	0.0	0.0	0	1	0	0	0	10	0	0	0	0	0	0	0
2013 Chiefs	15	15	74	66	8	11	41	3.5	26.5	7	3	134	49	2	11	1	2	24	0	0	0	0
2014 Chiefs	6	5	37	32	5	0	0	0.0	0.0	1	0	0	0	0	2	0	0	0	0	0	0	0
2015 Chiefs	16	15	61	55	6	0	0	0.0	0.0	0	2	40	25	0	10	0	0	0	0	0	0	0
2016 Chiefs	1	1	6	6	0	0	0	0.0	0.0	0	0	0	0	0	0	0	0	0	0	0	0	0
NFL TOTALS	71	69	390	314	76	26	41	5.5	37.5	14	10	276	54t	3	46	2	2	24	5	0.0	0	0.0

ERIC BERRY - NFL PLAYOFF STATISTICS

TEAM	GP GS		TACKLES								INTERCEPTIONS					O. FUMB			ST		MISC	
			TK	S	A	TFL	YDS	SK	YDS	QBH	NO	YDS	LG	TD	PD	FF	FR	YDS	S	A	S	A
2010 Chiefs	1	1	12	11	1	0	0	0.0	0.0	0	0	0	0	0	4	0	0	0	0	0	0	0
2013 Chiefs	1	1	9	7	2	0	0	0.0	0.0	0	0	0	0	0	0	1	0	0	0	0	0	0
2015 Chiefs	2	2	10	8	2	1	2	0.0	0.0	0	1	0	0	0	1	0	0	0	0	0	0	0
NFL TOTALS	4	4	31	26	5	1	2	0.0	0.0	0	1	0	0	0	5	1	0	0	0	0.0	0	0.0

SINGLE-GAME HIGHS

Tackles	15	vs.	Tennessee Titans, Sep 07, 2014
	12	vs.	Buffalo Bills, Oct 31, 2010
	12	at	Cleveland Browns, Sep 19, 2010
	11	at	Oakland Raiders, Dec 16, 2012
	11	vs.	Cincinnati Bengals, Nov 18, 2012
	...2 more at 11.		
Sacks	2.00	at	Oakland Raiders, Nov 07, 2010
	1.00	at	Washington Redskins, Dec 08, 2013
	1.00	vs.	San Diego Chargers, Nov 24, 2013
	1.00	vs.	Oakland Raiders, Oct 13, 2013
	0.50	at	Jacksonville Jaguars, Sep 08, 2013
Pass Defenses	4	at	Denver Broncos, Nov 15, 2015
	3	vs.	New York Giants, Sep 29, 2013
	3	at	Los Angeles Rams, Dec 19, 2010
	2	vs.	Cleveland Browns, Dec 27, 2015
	2	vs.	Chicago Bears, Oct 11, 2015
	...10 more at 2.		
Forced Fumbles	1	vs.	Indianapolis Colts, Dec 22, 2013
	1	vs.	Jacksonville Jaguars, Oct 24, 2010
Fumble Recoveries	1	vs.	New York Giants, Sep 29, 2013
	1	vs.	Dallas Cowboys, Sep 15, 2013
Tackles For Loss	3.00	vs.	San Diego Chargers, Nov 24, 2013
	2.00	vs.	Denver Broncos, Dec 01, 2013
	2.00	at	Oakland Raiders, Dec 16, 2012
	2.00	at	Oakland Raiders, Nov 07, 2010
	...1 more at 2.00.		
Interceptions	2	at	Oakland Raiders, Dec 15, 2013
	1	at	Denver Broncos, Nov 15, 2015
	1	vs.	Pittsburgh Steelers, Oct 25, 2015
	1	at	Philadelphia Eagles, Sep 19, 2013
	...5 more at 1.		
Interception Return Yards	96	at	Oakland Raiders, Dec 15, 2013
	54	vs.	Tennessee Titans, Dec 26, 2010
	38	at	Philadelphia Eagles, Sep 19, 2013
	35	vs.	Jacksonville Jaguars, Oct 24, 2010
	25	at	Denver Broncos, Nov 15, 2015
Special Team Tackles	2	at	Los Angeles Rams, Dec 19, 2010
	1	vs.	Denver Broncos, Dec 05, 2010
	1	at	Seattle Seahawks, Nov 28, 2010
	1	vs.	Jacksonville Jaguars, Oct 24, 2010

2010 GAME-BY-GAME REGULAR SEASON STATISTICS (CHIEFS)

OPPONENT		TACKLES								INTERCEPTIONS					O. FUMB			ST		MISC		SCORE
		TK	S	A	SK	YDS	TFL	YDS	QBH	NO	YDS	LG	TD	PD	FF	FR	YDS	S	A	S	A	
09/13 CHARGERS	S	7	5	2	0.0	0.0	0	0	0	0	0	0	0	0	0	0	0	0	0	0	0	W 21-14
09/19 at Browns	S	12	7	5	0.0	0.0	2	0	1	0	0	0	0	1	0	0	0	0	0	0	0	W 16-14
09/26 49ERS	S	6	4	2	0.0	0.0	0	0	0	0	0	0	0	0	0	0	0	0	0	0	0	W 31-10
10/10 at Colts	S	10	5	5	0.0	0.0	0	0	0	0	0	0	0	0	0	0	0	0	0	0	0	L 9-19
10/17 at Texans	S	7	3	4	0.0	0.0	0	0	0	0	0	0	0	0	0	0	0	0	0	0	0	L 31-35
10/24 JAGUARS	S	5	4	1	0.0	0.0	0	0	2	1	35	35	0	2	1	0	0	1	0	0	0	W 42-20
10/31 BILLS	S	12	9	3	0.0	0.0	0	0	0	1	13	13	0	2	0	0	0	0	0	0	0	W 13-10+
11/07 at Raiders	S	5	3	2	2.0	11.0	2	0	3	0	0	0	0	0	0	0	0	0	0	0	0	L 20-23+
11/14 at Broncos	S	7	5	2	0.0	0.0	0	0	0	0	0	0	0	0	0	0	0	0	0	0	0	L 29-49
11/21 CARDINALS	S	11	7	4	0.0	0.0	0	0	0	0	0	0	0	0	0	0	0	0	0	0	0	W 31-13
11/28 at Seahawks	S	5	3	2	0.0	0.0	0	0	0	0	0	0	0	0	0	0	0	1	0	0	0	W 42-24
12/05 BRONCOS	S	10	6	4	0.0	0.0	0	0	0	0	0	0	0	2	0	0	0	1	0	0	0	W 10-6
12/12 at Chargers	S	9	7	2	0.0	0.0	0	0	0	1	0	0	0	2	0	0	0	0	0	0	0	L 0-31
12/19 at Rams	S	5	3	2	0.0	0.0	0	0	0	0	0	0	0	3	0	0	0	2	0	0	0	W 27-13
12/26 TITANS	S	6	4	2	0.0	0.0	1	0	0	1	54	54	1	1	0	0	0	0	0	0	0	W 34-14
01/02 RAIDERS	S	9	7	2	0.0	0.0	0	0	0	0	0	0	0	0	0	0	0	0	0	0	0	L 10-31
2010 TOTALS	16-16	126	82	44	2	11.0	5	0	6	4	102	544	1	13	1	0	0	5	0	0	0	10-6

+ - Overtime

2011 GAME-BY-GAME REGULAR SEASON STATISTICS (CHIEFS)

OPPONENT			TACKLES								INTERCEPTIONS					O. FUMB			ST		MISC		SCORE	
			TK	S	A	SK	YDS	TFL	YDS	QBH	NO	YDS	LG	TD	PD	FF	FR	YDS	S	A	S	A		
09/11	BILLS	S	0	0	0	0.0	0.0	0	0	0	0	0	0	0	0	0	0	0	0	0	0	L	7-41	
09/18	at Lions									INJURED RESERVE											L	3-48		
09/25	at Chargers									INJURED RESERVE											L	17-20		
10/02	VIKINGS									INJURED RESERVE											W	22-17		
10/09	at Colts									INJURED RESERVE											W	28-24		
10/23	at Raiders									INJURED RESERVE											W	28-0		
10/31	CHARGERS									INJURED RESERVE											W	23-20+		
11/06	DOLPHINS									INJURED RESERVE											L	3-31		
11/13	BRONCOS									INJURED RESERVE											L	10-17		
11/21	at Patriots									INJURED RESERVE											L	3-34		
11/27	STEELERS									INJURED RESERVE											L	9-13		
12/04	at Bears									INJURED RESERVE											W	10-3		
12/11	at Jets									INJURED RESERVE											L	10-37		
12/18	PACKERS									INJURED RESERVE											W	19-14		
12/24	RAIDERS									INJURED RESERVE											L	13-16+		
01/01	at Broncos									INJURED RESERVE											W	7-3		
2011 TOTALS		1-1	0	0	0	0	0.0	0	0	0	0	0	0	0	0	0	0	0	0	0	0	7-9		

2012 GAME-BY-GAME REGULAR SEASON STATISTICS (CHIEFS)

OPPONENT		TACKLES								INTERCEPTIONS					O. FUMB			ST		MISC		SCORE
		TK	S	A	SK	YDS	TFL	YDS	QBH	NO	YDS	LG	TD	PD	FF	FR	YDS	S	A	S	A	
09/09 FALCONS	S	2	2	0	0.0	0.0	0	0	0	0	0	0	0	1	0	0	0	0	0	0	0	L 24-40
09/16 at Bills	S	4	3	1	0.0	0.0	0	0	0	0	0	0	0	0	0	0	0	0	0	0	0	L 17-35
09/23 at Saints	S	8	3	5	0.0	0.0	1	0	0	0	0	0	0	0	0	0	0	0	0	0	0	W 27-24+
09/30 CHARGERS	S	6	6	0	0.0	0.0	1	0	0	0	0	0	0	0	0	0	0	0	0	0	0	L 20-37
10/07 RAVENS	S	5	5	0	0.0	0.0	0	0	0	0	0	0	0	0	0	0	0	0	0	0	0	L 6-9
10/14 at Buccaneers	S	4	3	1	0.0	0.0	0	0	0	0	0	0	0	0	0	0	0	0	0	0	0	L 10-38
10/28 RAIDERS	S	3	2	1	0.0	0.0	1	0	0	0	0	0	0	0	0	0	0	0	0	0	0	L 16-26
11/01 at Chargers	S	8	6	2	0.0	0.0	1	0	0	1	0	0	0	1	0	0	0	0	0	0	0	L 13-31
11/12 at Steelers	S	5	5	0	0.0	0.0	1	0	0	0	0	0	0	2	0	0	0	0	0	0	0	L 13-16+
11/18 BENGALS	S	11	11	0	0.0	0.0	0	0	0	0	0	0	0	0	0	0	0	0	0	0	0	L 6-28
11/25 BRONCOS	S	4	3	1	0.0	0.0	1	0	0	0	0	0	0	2	0	0	0	0	0	0	0	L 9-17
12/02 PANTHERS	S	1	1	0	0.0	0.0	0	0	0	0	0	0	0	0	0	0	0	0	0	0	0	W 27-21
12/09 at Browns	S	4	3	1	0.0	0.0	0	0	0	0	0	0	0	1	0	0	0	0	0	0	0	L 7-30
12/16 at Raiders	S	11	11	0	0.0	0.0	2	0	0	0	0	0	0	1	0	0	0	0	0	0	0	L 0-15
12/23 COLTS	S	4	4	0	0.0	0.0	1	0	0	0	0	0	0	2	0	0	0	0	0	0	0	L 13-20
12/30 at Broncos	S	6	5	1	0.0	0.0	1	0	0	0	0	0	0	0	0	0	0	0	0	0	0	L 3-38
2012 TOTALS	16-16	86	73	13	0	0.0	10	0	0	1	0	0	0	10	0	0	0	0	0	0	0	2-14

+ - Overtime

2013 GAME-BY-GAME REGULAR SEASON STATISTICS (CHIEFS)

OPPONENT		TACKLES							INTERCEPTIONS					O. FUMB			ST		MISC			SCORE
		TK	S	A	SK	YDS	TFL	YDS	QBH	NO	YDS	LG	TD	PD	FF	FR	YDS	S	A	S	A	
09/08 at Jaguars	S	7	6	1	0.5	2.5	1	2	1	0	0	0	0	0	0	0	0	0	0	0	0	W 28-2
09/15 COWBOYS	S	2	2	0	0.0	0.0	0	0	0	0	0	0	0	0	0	1	22	0	0	0	0	W 17-16
09/19 at Eagles	S	5	5	0	0.0	0.0	0	0	0	1	38	38	1	2	0	0	0	0	0	0	0	W 26-16
09/29 GIANTS	S	2	2	0	0.0	0.0	0	0	0	0	0	0	0	3	0	1	2	0	0	0	0	W 31-7
10/06 at Titans	S	5	3	2	0.0	0.0	0	0	0	0	0	0	0	1	0	0	0	0	0	0	0	W 26-17
10/13 RAIDERS	S	6	6	0	1.0	11.0	1	11	1	0	0	0	0	0	0	0	0	0	0	0	0	W 24-7
10/20 TEXANS	S	3	3	0	0.0	0.0	0	0	0	0	0	0	0	2	0	0	0	0	0	0	0	W 17-16
10/27 BROWNS	S	4	4	0	0.0	0.0	1	1	0	0	0	0	0	0	0	0	0	0	0	0	0	W 23-17
11/03 at Bills	S	6	3	3	0.0	0.0	0	0	0	0	0	0	0	0	0	0	0	0	0	0	0	W 23-13
11/17 at Broncos	S	6	6	0	0.0	0.0	1	1	0	0	0	0	0	0	0	0	0	0	0	0	0	L 17-27
11/24 CHARGERS	S	8	8	0	1.0	5.0	3	9	3	0	0	0	0	1	0	0	0	0	0	0	0	L 38-41
12/01 BRONCOS	S	5	5	0	0.0	0.0	2	7	1	0	0	0	0	0	0	0	0	0	0	0	0	L 28-35
12/08 at Redskins	S	5	5	0	1.0	8.0	1	8	1	0	0	0	0	0	0	0	0	0	0	0	0	W 45-10
12/15 at Raiders	S	3	1	2	0.0	0.0	0	0	0	2	96	49	1	2	0	0	0	0	0	0	0	W 56-31
12/22 COLTS	S	7	7	0	0.0	0.0	1	2	0	0	0	0	0	0	1	0	0	0	0	0	0	L 7-23
12/29 at Chargers		DID NOT PLAY																				L 24-27+
2013 TOTALS	15-15	74	66	8	3.5	26.5	11	41	7	3	134	49	2	11	1	2	24	0	0	0	0	11-5

2014 GAME-BY-GAME REGULAR SEASON STATISTICS (CHIEFS)

OPPONENT		TACKLES							INTERCEPTIONS					O. FUMB			ST		MISC			SCORE
		TK	S	A	SK	YDS	TFL	YDS	QBH	NO	YDS	LG	TD	PD	FF	FR	YDS	S	A	S	A	
09/07 TITANS	S	15	14	1	0.0	0.0	0	0	1	0	0	0	0	1	0	0	0	0	0	0	0	L 10-26
09/14 at Broncos	S	0	0	0	0.0	0.0	0	0	0	0	0	0	0	0	0	0	0	0	0	0	0	L 17-24
09/21 at Dolphins		INACTIVE																				W 34-15
09/29 PATRIOTS		INACTIVE																				W 41-14
10/05 at 49ers		INACTIVE																				L 17-22
10/19 at Chargers		INACTIVE																				W 23-20
10/26 RAMS		INACTIVE																				W 34-7
11/02 JETS	P	6	5	1	0.0	0.0	0	0	0	0	0	0	0	0	0	0	0	0	0	0	0	W 24-10
11/09 at Bills	S	6	4	2	0.0	0.0	0	0	0	0	0	0	0	0	0	0	0	0	0	0	0	W 17-13
11/16 SEAHAWKS	S	5	5	0	0.0	0.0	0	0	0	0	0	0	0	1	0	0	0	0	0	0	0	W 24-20
11/20 at Raiders	S	5	4	1	0.0	0.0	0	0	0	0	0	0	0	0	0	0	0	0	0	0	0	L 20-24
11/30 BRONCOS		PRACTICE SQUAD																				L 16-29
12/07 at Cardinals		PRACTICE SQUAD																				L 14-17
12/14 RAIDERS		PRACTICE SQUAD																				W 31-13
12/21 at Steelers		PRACTICE SQUAD																				L 12-20
12/28 CHARGERS		PRACTICE SQUAD																				W 19-7
2014 TOTALS	6-5	37	32	5	0	0.0	0	0	1	0	0	0	0	2	0	0	0	0	0	0	0	9-7

2015 GAME-BY-GAME REGULAR SEASON STATISTICS (CHIEFS)

OPPONENT		TACKLES							INTERCEPTIONS					O. FUMB			ST		MISC			SCORE
		TK	S	A	SK	YDS	TFL	YDS	QBH	NO	YDS	LG	TD	PD	FF	FR	YDS	S	A	S	A	
09/13 at Texans	P	2	2	0	0.0	0.0	0	0	0	0	0	0	0	1	0	0	0	0	0	0	0	W 27-20
09/17 BRONCOS	S	4	4	0	0.0	0.0	0	0	0	0	0	0	0	0	0	0	0	0	0	0	0	L 24-31
09/28 at Packers	S	5	4	1	0.0	0.0	0	0	0	0	0	0	0	0	0	0	0	0	0	0	0	L 28-38
10/04 at Bengals	S	5	4	1	0.0	0.0	0	0	0	0	0	0	0	0	0	0	0	0	0	0	0	L 21-36
10/11 BEARS	S	3	3	0	0.0	0.0	0	0	0	0	0	0	0	2	0	0	0	0	0	0	0	L 17-18
10/18 at Vikings	S	3	3	0	0.0	0.0	0	0	0	0	0	0	0	0	0	0	0	0	0	0	0	L 10-16
10/25 STEELERS	S	6	3	3	0.0	0.0	0	0	0	1	15	15	0	1	0	0	0	0	0	0	0	W 23-13
11/01 LIONS	S	3	3	0	0.0	0.0	0	0	0	0	0	0	0	0	0	0	0	0	0	0	0	W 45-10
11/15 at Broncos	S	2	2	0	0.0	0.0	0	0	0	1	25	25	0	4	0	0	0	0	0	0	0	W 29-13
11/22 at Chargers	S	8	8	0	0.0	0.0	0	0	0	0	0	0	0	0	0	0	0	0	0	0	0	W 33-3
11/29 BILLS	S	5	5	0	0.0	0.0	0	0	0	0	0	0	0	0	0	0	0	0	0	0	0	W 30-22
12/06 at Raiders	S	3	3	0	0.0	0.0	0	0	0	0	0	0	0	0	0	0	0	0	0	0	0	W 34-20
12/13 CHARGERS	S	5	4	1	0.0	0.0	0	0	0	0	0	0	0	0	0	0	0	0	0	0	0	W 10-3
12/20 at Ravens	S	4	4	0	0.0	0.0	0	0	0	0	0	0	0	0	0	0	0	0	0	0	0	W 34-14
12/27 BROWNS	S	3	3	0	0.0	0.0	0	0	0	0	0	0	0	2	0	0	0	0	0	0	0	W 17-13
01/03 RAIDERS	S	0	0	0	0.0	0.0	0	0	0	0	0	0	0	0	0	0	0	0	0	0	0	W 23-17
2015 TOTALS	16-15	61	55	6	0	0.0	0	0	0	2	40	25	0	10	0	0	0	0	0	0	0	11-5

2016 GAME-BY-GAME REGULAR SEASON STATISTICS (CHIEFS)

OPPONENT		TACKLES							INTERCEPTIONS					O. FUMB			ST		MISC		SCORE
		TK	S	A	SK	YDS	TFL	YDS	QBH	NO	YDS	LG	TD	PD	FF	FR	YDS	S	A	S	
09/11	CHARGERS S	6	6	0	0.0	0.0	0	0	0	0	0	0	0	0	0	0	0	0	0	0	W 33-27+
2016 TOTALS 1-1		6	6	0	0	0.0	0	0	0	0	0	0	0	0	0	0	0	0	0	0	1-0

+ - Overtime

2010 GAME-BY-GAME PLAYOFF STATISTICS (CHIEFS)

OPPONENT		TACKLES								INTERCEPTIONS					O. FUMB			ST		MISC		SCORE
		TK	S	A	SK	YDS	TFL	YDS	QBH	NO	YDS	LG	TD	PD	FF	FR	YDS	S	A	S	A	
01/09 RAVENS	S	12	11	1	0.0	0.0	0	0	0	0	0	0	0	4	0	0	0	0	0	0	0	L 7-30
2010 TOTALS	1-1	12	11	1	0	0.0	0	0	0	0	0	0	4	0	0	0	0	0	0	0	0	0-1

2013 GAME-BY-GAME PLAYOFF STATISTICS (CHIEFS)

OPPONENT		TACKLES								INTERCEPTIONS					O. FUMB			ST		MISC		SCORE
		TK	S	A	SK	YDS	TFL	YDS	QBH	NO	YDS	LG	TD	PD	FF	FR	YDS	S	A	S	A	
01/04 at Colts	S	9	7	2	0.0	0.0	0	0	0	0	0	0	0	0	1	0	0	0	0	0	0	L 44-45
2013 TOTALS	1-1	9	7	2	0	0.0	0	0	0	0	0	0	0	0	1	0	0	0	0	0	0	0-1

2015 GAME-BY-GAME PLAYOFF STATISTICS (CHIEFS)

OPPONENT		TACKLES								INTERCEPTIONS					O. FUMB			ST		MISC		SCORE	
		TK	S	A	SK	YDS	TFL	YDS	QBH	NO	YDS	LG	TD	PD	FF	FR	YDS	S	A	S	A		
01/09	at Texans	S	3	2	1	0.0	0.0	0	0	0	1	0	0	0	1	0	0	0	0	0	0	W	30-0
01/16	at Patriots	S	7	6	1	0.0	0.0	1	2	0	0	0	0	0	0	0	0	0	0	0	0	L	20-27
2015 TOTALS		2-2	10	8	2	0	0.0	1	2	0	1	0	0	0	1	0	0	0	0	0	0	0	1-1



TYLER BRAY

QUARTERBACK



9

6-6 • 215 • Born: 12/27/91
Kingsburg, Calif. • NFL Exp: Fourth Season (4th with Chiefs)
GP/GS (Playoffs) 0/0 (0/0)
CFA-13 • Tennessee

- Fourth-year quarterback entered his fourth season with the Chiefs in 2016.
- Was inactive in the first 15 games of 2013 and was

active but did not play in the season finale.

- Spent the 2014-2015 seasons on Injured Reserve.

Transactions: Signed with Kansas City as an undrafted free agent (5/1/13).

COLLEGE

Played in 28 games (24 starts) with Tennessee, completing 540 passes on 922 attempts (58.6 pct.) for 7,444 yards with 69 touchdowns and 28 interceptions ... His 3,612 passing yards in 2012 ranked second on the school season-record list, topped by only Peyton Manning (3,819 in 1997) ... Majored in sociology at Tennessee.

PERSONAL

- Prepped at Kingsburg High School in Kingsburg, Calif.
- Received Valley League Sophomore of the Year honors after throwing for 1,784 yards on 99 completions.
- Named Valley League Player of the Year, throwing for 2,411 yards and 26 touchdowns as a junior.
- Led the team to an undefeated 13-0 season and a Valley League championship as a senior while completing 185-of-302 passes (61.2%) for 3,321 yards and 41 touchdowns.
- Also lettered in basketball and baseball.

TYLER BRAY - NFL REGULAR SEASON PASSING STATISTICS

TEAM	GP	GS	ATT.	CMP.	PCT.	YDS				TD	INT.	LG	YDS		
						YDS	AVG.						SK	LST	RATE
2013 Chiefs	0	0	0	0	0.0	0	0.0	0	0	0	0	0	0	0.0	
2014 Chiefs	0	0	0	0	0.0	0	0.0	0	0	0	0	0	0	0.0	
2015 Chiefs	0	0	0	0	0.0	0	0.0	0	0	0	0	0	0	0.0	
2016* Chiefs	0	0	0	0	0.0	0	0.0	0	0	0	0	0	0	0.0	
CAREER TOTALS	0	0	0	0	0.0	0	0.0	0	0	0	0	0	0	0.0	

TYLER BRAY - NFL PLAYOFF PASSING STATISTICS

TEAM	GP	GS	ATT.	CMP.	PCT.	YDS		TD	INT.	YDS			
						YDS	AVG.			LG	SK	LST	RATE
2013 Chiefs	0	0	0	0	0.0	0	0.0	0	0	0	0	0	0.0
2015 Chiefs	0	0	0	0	0.0	0	0.0	0	0	0	0	0	0.0
CAREER TOTALS	0	0	0	0	0.0	0	0.0	0	0	0	0	0	0.0

TYLER BRAY - NFL REGULAR SEASON RUSHING STATISTICS

TEAM	NO.	YDS.	AVG.	LG	TD
2013 Chiefs	0	0	0.0	0	0
2014 Chiefs	0	0	0.0	0	0
2015 Chiefs	0	0	0.0	0	0
2016* Chiefs	0	0	0.0	0	0
CAREER TOTALS	0	0	0.0	0	0

TYLER BRAY - NFL PLAYOFF RUSHING STATISTICS

TEAM	NO.	YDS.	AVG.	LG	TD
2013 Chiefs	0	0	0.0	0	0
2015 Chiefs	0	0	0.0	0	0
CAREER TOTALS	0	0	0.0	0	0

2013 GAME-BY-GAME REGULAR SEASON STATISTICS (CHIEFS)

OPPONENT	P/S	PASSING										RUSHING				W/L	SCORE	
		ATT	CMP	YDS	PCT	Y/A	Y/C	TD	INT	LG	SK/YD	RATE	ATT	YDS	LG			TD
09/08 at Jaguars																	W	28-2
09/15 COWBOYS																	W	17-16
09/19 at Eagles																	W	26-16
09/29 GIANTS																	W	31-7
10/06 at Titans																	W	26-17
10/13 RAIDERS																	W	24-7
10/20 TEXANS																	W	17-16
10/27 BROWNS																	W	23-17
11/03 at Bills																	W	23-13
11/17 at Broncos																	L	17-27
11/24 CHARGERS																	L	38-41
12/01 BRONCOS																	L	28-35
12/08 at Redskins																	W	45-10
12/15 at Raiders																	W	56-31
12/22 COLTS																	L	7-23
12/29 at Chargers																	L	24-27+
2013 TOTALS	0-0	0	0	0	0.0	0.0	0.0	0	0	0	0/0	0.0	0	0	0	0	11-5	

2014 GAME-BY-GAME REGULAR SEASON STATISTICS (CHIEFS)

OPPONENT	P/S	PASSING												RUSHING				W/L	SCORE
		ATT	CMP	YDS	PCT	Y/A	Y/C	TD	INT	LG	SK	YD	RATE	ATT	YDS	LG	TD		
09/07 TITANS																		L	10-26
09/14 at Broncos																		L	17-24
09/21 at Dolphins																		W	34-15
09/29 PATRIOTS																		W	41-14
10/05 at 49ers																		L	17-22
10/19 at Chargers																		W	23-20
10/26 RAMS																		W	34-7
11/02 JETS																		W	24-10
11/09 at Bills																		W	17-13
11/16 SEAHAWKS																		W	24-20
11/20 at Raiders																		L	20-24
11/30 BRONCOS																		L	16-29
12/07 at Cardinals																		L	14-17
12/14 RAIDERS																		W	31-13
12/21 at Steelers																		L	12-20
12/28 CHARGERS																		W	19-7
2014 TOTALS	0-0	0	0	0	0.0	0.0	0.0	0.0	0	0	0	0	0/0	0.0	0	0	0	0	9-7

2015 GAME-BY-GAME REGULAR SEASON STATISTICS (CHIEFS)

OPPONENT	P/S	PASSING												RUSHING				W/L	SCORE
		ATT	CMP	YDS	PCT	Y/A	Y/C	TD	INT	LG	SK	YD	RATE	ATT	YDS	LG	TD		
09/13 at Texans																		W	27-20
09/17 BRONCOS																		L	24-31
09/28 at Packers																		L	28-38
10/04 at Bengals																		L	21-36
10/11 BEARS																		L	17-18
10/18 at Vikings																		L	10-16
10/25 STEELERS																		W	23-13
11/01 LIONS																		W	45-10
11/15 at Broncos																		W	29-13
11/22 at Chargers																		W	33-3
11/29 BILLS																		W	30-22
12/06 at Raiders																		W	34-20
12/13 CHARGERS																		W	10-3
12/20 at Ravens																		W	34-14
12/27 BROWNS																		W	17-13
01/03 RAIDERS																		W	23-17
2015 TOTALS	0-0	0	0	0	0.0	0.0	0.0	0.0	0	0	0	0	0	0	0	0	0	11-5	

2016 GAME-BY-GAME REGULAR SEASON STATISTICS (CHIEFS)

		PASSING											RUSHING				
OPPONENT	P/S	ATT	CMP	YDS	PCT Y/A	Y/C	TD	INT	LG	SK/YD	RATE	ATT	YDS	LG	TD	W/L SCORE	
09/11 CHARGERS		INACTIVE															W 33-27+
2016 TOTALS	0-0	0	0	0	0.0	0.0	0.0	0	0	0	0/0	0.0	0	0	0	1-0	

2013 GAME-BY-GAME PLAYOFF STATISTICS (CHIEFS)

OPPONENT	P/S	PASSING											RUSHING				W/L	SCORE
		ATT	CMP	YDS	PCT Y/A	Y/C	TD	INT	LG	SK/YD	RATE	ATT	YDS	LG	TD			
01/04 at Colts		INACTIVE															L	44-45
2013 TOTALS	0-0	0	0	0	0.0	0.0	0.0	0	0	0	0/0	0.0	0	0	0	0	0-1	

2015 GAME-BY-GAME PLAYOFF STATISTICS (CHIEFS)

		PASSING											RUSHING					
OPPONENT	P/S	ATT	CMP	YDS	PCT Y/A	Y/C	TD	INT	LG	SK/YD	RATE	ATT	YDS	LG	TD	W/L	SCORE	
01/09 at Texans		INJURED RESERVE															W	30-0
01/16 at Patriots		INJURED RESERVE															L	20-27
2015 TOTALS	0-0	0	0	0	0.0	0.0	0.0	0	0	0	0/0	0.0	0	0	0	0	1-1	



**JAMAAL
CHARLES**
RUNNING BACK



25

5-11 • 199 • Born: 12/27/86
Port Arthur, Texas • NFL Exp: Ninth Season (9th with Chiefs)
GP/GS (Playoffs) 100/69 (2/1)
D3a-08 • Texas

- Ninth-year running back originally joined the club as the team's first of three third-round (73rd overall) selections in the 2008 NFL Draft.
- Owns 7,220 career rushing yards, placing him atop the Chiefs all-time career rushing yards list passing RB Priest Holmes' mark of 6,070 yards.
- His 7,220 yards have come on 1,320 carries, marking the third-most career rushing attempts in franchise history, trailing RB Priest Holmes' mark of 1,321 carries.
- Ranks second on the Chiefs all-time scrimmage yards list with 9,663 total yards from scrimmage (7,220 rushing; 2,443 receiving) trailing only TE Tony Gonzalez who owns the top spot with 10,954 yards from scrimmage (10,940 receiving, 14 rushing).
- Finished the 2013 season with 259 carries for 1,287 yards with a career-high 12 rushing touchdowns. Added a team-best 70 receptions for a team-high 693 yards with seven touchdowns through the air. His accomplishments were made more impressive after sitting out the final contest of the season before the postseason started.
- Earned his fourth NFL Pro Bowl invitation following the 2014 season (2010, 2012-14).
- Was named first-team All-Pro by the AP following the 2013 season, marking the second time he's earned that recognition in his career (2010).
- Has rushed for at least 1,000 yards in five of his seven NFL seasons, extending his franchise record for most 1,000-yard rushing seasons.
- His 1,287 rushing yards ranked first in the AFC and third in the NFL in 2013, trailing only Philadelphia's LeSean McCoy (1,607) and Chicago's Matt Forte (1,339).
- His 1,980 yards from scrimmage (1,287 rushing, 693 receiving) ranked first in the AFC and second in the NFL in 2013, behind only Philadelphia's LeSean McCoy, who had 2,146 scrimmage yards (1,607 rushing, 539 receiving).
- His 33 combined touchdowns in 2013-14 (21 rushing, 12 receiving) led all NFL players and were two more than Seattle RB Marshawn Lynch, the next closest player, who had 31 touchdowns.
- His 114 points were the most by any non-kicker in 2013.
- Had a career day at Oakland (12/15/13), catching a single-game career-high eight passes for a career-high 195 yards with four receiving touchdowns and added eight carries for 20 yards with a rushing score. He became the only player in NFL history to record four receiving touchdowns and at least one rushing

- touchdown in the same game. His four touchdown receptions are the most touchdown receptions in a game by a running back in NFL history. His five touchdowns put him in a tie for fourth place (12 other players) who have ever recorded five touchdowns in a single game. Only three players in NFL history have recorded six touchdowns in a game: Ernie Nevers, Chicago Cardinals (Nov. 28, 1929); Dub Jones, Cleveland Browns (Nov. 25, 1951); and Gale Sayers, Chicago Bears (Dec. 12, 1965). No player has scored more than five touchdowns in a single game since the AFL-NFL merger in 1970.
- Was named a team captain to represent the offense along with QB Alex Smith for the 2013 postseason. A team vote determined the six captains (two each for offense, defense and special teams).
- Became the fifth player in team history to record more than 1,000 career rushing attempts, crossing that mark against Denver (12/1/13) and is the first player in franchise history to reach 7,000 career rushing yards.
- Has 283 career receptions, ranking as the third-best mark in franchise history for receptions by a running back, trailing RB Ed Podolak's second-place mark of 288 catches.
- His 2,443 career receiving yards rank as the fourth-best mark in team history for a running back trailing Ed Podolak's mark of 2,456 yards. Had 693 receiving yards in 2013, marking the best single-season performance by a running back in franchise annals.
- Bounced back from a season-ending knee injury the second game of the 2011 season to rush 285 times for 1,509 yards (5.3 avg.) with five touchdowns in 2012, earning a trip to his second Pro Bowl. His 1,509 yards are a single-season career-high.
- Earned his first trip to the Pro Bowl following the 2010 season after rushing for 1,467 yards on 230 carries (6.4 avg.), finishing second in the NFL behind Houston RB Arian Foster (1,616 yards).
- Was named first-team All-Pro by the Associated Press in 2010 and was named to both the All-AFC and All-Pro Teams by Pro Football Weekly/PFWA.
- Named the club's Derrick Thomas Award winner for the fourth time in five years (2009, 2010, 2012, 2013) as the club's MVP. In 2009, he was the youngest player in team history to earn the award.
- Is the NFL's all-time career leader in rushing average among running backs with at least 1,000 career carries with a 5.6 yards per carry average, ranking ahead of Jim Brown (5.22), Barry Sanders (4.99), Adrian Peterson

(4.96) and Paul Lowe (4.87).

- Holds the top three franchise marks for most rushing yards in a single game - 259 rushing yards at Denver (1/3/10), 233 rushing yards at New Orleans (9/23/12) and 226 yards vs. Indianapolis (12/23/12). Is the only running back in team history with three 200-yard games, accounting for half of the franchise's six 200-yard performances.
- Combined with WR Dwayne Bowe to become the third same-season 1,000-yard RB/WR tandem in team history in 2010.
- Holds the franchise's two longest runs from scrimmage with a 91-yard touchdown run at New Orleans (9/23/12) and an 86-yard touchdown run vs. Indianapolis (12/23/12). He also has two 80-yard runs (one for touchdown), tying for the sixth-longest run from scrimmage in team history.
- With 233 rushing yards and 55 receiving yards at New Orleans (9/23/12), he joined Pro Football Hall of Famer Jim Brown as the only players in NFL history to record at least

225 rushing yards and 50 receiving yards in the same game.

- Charles now has two career games with at least 230 rushing yards, trailing only Hall of Fame RB Jim Brown, who has three.
- Has 195 career rushes of 10+ yards, which is a franchise record.
- Has also caught a two-point conversion pass.
- Has posted 51 kickoff returns for 1,246 yards (24.4 avg.) with a TD to go with eight special teams tackles.
- Has played in two postseason contests, carrying the ball 12 times for 100 yards (8.3 avg.) with a postseason franchise record 41-yard TD run.

Transactions:

Signed with Kansas City (7/23/14) ... Signed with Kansas City (12/12/10) ... Signed with Kansas City (7/21/08) ... Originally entered the NFL as the first of three Chiefs third-round picks (73rd overall) in the 2008 NFL Draft.

COLLEGE

Played in 38 games (17 starts) at the University of Texas ... Concluded his Longhorn career with 533 carries for 3,328 yards (6.2 avg.) and 36 TDs ... Caught 49 passes for 539 yards (11.0 avg.) and three scores ... Ranked fourth in Texas history with 3,328 career rushing yards ... Started all 13 games as a junior in 2007, rushing 258 times for a career-high 1,619 yards and 18 TDs, the fifth-highest single-season rushing total in Texas history ... Also caught 17 passes for 199 yards ... Named first-team All-Big 12 ... Saw action in 12 games (one start) as a sophomore in 2006, carrying the ball 156 times for 831 yards with seven TDs and adding 18 receptions for 183 yards with a score ... Played in 13 games (three starts) as a true freshman in 2005, rushing 119 times for 878 yards with 11 TDs, while catching 14 passes for 157 yards with two scores ... Named freshman All-America and Freshman All-Big 12 by The Sporting News... Also competed in track for the Longhorns ... Placed fourth in the 60-meter dash (6.75) at the Big 12 Indoor Championships ... Posted a fourth-place finish at the NCAA Indoor Championships in the 60-meter dash (6.65) ... Won the 100-meter dash (10.23) at the Big 12 Outdoor Championships ... Finished fifth in the 100-meter dash (10.27) and seventh in the 200-meter dash (21.02) at the NCAA Outdoor Championships ... Majored in Youth Education.

PERSONAL

- A two-time first-team Class 5A All-State selection at Memorial High School in Port Arthur, Texas.
- Rushed for 4,107 yards and 50 TDs his final two seasons.
- Broke the Port Arthur City career rushing record held by Joe Washington.
- Lettered in track, winning state titles in the 100 and 300-meter hurdles as a senior.
- Received a bronze medal in the 400-meter hurdles at the 2003 World Youth Championships.
- Brother, Shanderric Charles, played running back at SMU (2001-02).
- His cousin, Graylin Johnson, played safety at Texas ('89-90), while another cousin, RaShonta LeBlanc, played basketball at LSU (2004-08).
- Has two daughters.

JAMAAL CHARLES - NFL REGULAR SEASON STATISTICS

TEAM	GP GS		RUSHING						RECEIVING				
			NO.	YDS.	AVG.	LG	TD		NO.	YDS	AVG	LG	TD
2008 Chiefs	16	2	67	357	5.3	30	0		27	272	10.1	75	1
2009 Chiefs	15	10	190	1,120	5.9	76t	7		40	297	7.4	49	1
2010 Chiefs	16	6	230	1,467	6.4	80	5		45	468	10.4	31	3
2011 Chiefs	2	1	12	83	6.9	24	0		5	9	1.8	9	1
2012 Chiefs	16	15	285	1,509	5.3	91t	5		35	236	6.7	22	1
2013 Chiefs	15	15	259	1,287	5.0	46	12		70	693	9.9	71t	7
2014 Chiefs	15	15	206	1,033	5.0	63t	9		40	291	7.3	30t	5
2015 Chiefs	5	5	71	364	5.1	34t	4		21	177	8.4	26	1
2016* Chiefs	0	0	0	0	0.0	0	0		0	0	0.0	0	0
NFL TOTALS	100	69	1320	7,220	5.5	91t	42		283	2,443	8.6	75	20

JAMAAL CHARLES - NFL PLAYOFF STATISTICS

TEAM	RUSHING							RECEIVING				
	GP	GS	NO.	YDS.	AVG.	LG	TD	NO.	YDS	AVG	LG	TD
2010 Chiefs	1	0	9	82	9.1	41t	1	1	15	15.0	15	0
2013 Chiefs	1	1	3	18	6.0	7	0	0	0	0.0	0	0
NFL TOTALS	2	1	12	100	8.3	41t	1	1	15	15.0	15	0

JAMAAL CHARLES - NFL REGULAR SEASON RETURN STATISTICS

TEAM	KICKOFF RETURNS						PUNT RETURNS					
	RET.	YDS.	AVG.	LG	TD		NO.	FC	YDS	AVG	LG	TD
2008 Chiefs	15	321	21.4	40	0		0	0	0	0.0	0	0
2009 Chiefs	36	925	25.7	97t	1		0	0	0	0.0	0	0
2010 Chiefs	0	0	0.0	0	0		0	0	0	0.0	0	0
2011 Chiefs	0	0	0.0	0	0		0	0	0	0.0	0	0
2012 Chiefs	0	0	0.0	0	0		0	0	0	0.0	0	0
2013 Chiefs	0	0	0.0	0	0		0	0	0	0.0	0	0
2014 Chiefs	0	0	0.0	0	0		0	0	0	0.0	0	0
2015 Chiefs	0	0	0.0	0	0		0	0	0	0.0	0	0
2016 Chiefs	0	0	0.0	0	0		0	0	0	0.0	0	0
NFL TOTALS	51	1,246	24.4	97t	1		0	0	0	0.0	0	0

JAMAAL CHARLES - NFL PLAYOFF RETURN STATISTICS

TEAM	KICKOFF RETURNS					PUNT RETURNS					
	RET.	YDS.	AVG.	LG	TD	NO.	FC	YDS	AVG	LG	TD
2010 Chiefs	0	0	0.0	0	0	0	0	0	0.0	0	0
2013 Chiefs	0	0	0.0	0	0	0	0	0	0.0	0	0
NFL TOTALS	0	0	0.0	0	0	0	0	0	0.0	0	0

SINGLE-GAME HIGHS

Rush Attempts	33	at	New Orleans Saints, Sep 23, 2012
	31	vs.	Baltimore Ravens, Oct 07, 2012
	27	vs.	Carolina Panthers, Dec 02, 2012
	25	at	Denver Broncos, Jan 03, 2010
	25	vs.	Cleveland Browns, Dec 20, 2009
Rushing Yards	259	at	Denver Broncos, Jan 03, 2010
	233	at	New Orleans Saints, Sep 23, 2012
	226	vs.	Indianapolis Colts, Dec 23, 2012
	177	vs.	Buffalo Bills, Oct 31, 2010
	173	at	Seattle Seahawks, Nov 28, 2010
Longest Runs	91t	at	New Orleans Saints, Sep 23, 2012
	86t	vs.	Indianapolis Colts, Dec 23, 2012
	80t	at	Cleveland Browns, Dec 09, 2012
	80	at	Los Angeles Rams, Dec 19, 2010
	76t	vs.	Buffalo Bills, Dec 13, 2009
Rushing TDs	3	at	Green Bay Packers, Sep 28, 2015
	2	vs.	Seattle Seahawks, Nov 16, 2014
	2	vs.	Los Angeles Rams, Oct 26, 2014
	2	vs.	San Diego Chargers, Nov 24, 2013
	...2 more at 2.		
Receptions	8	at	Oakland Raiders, Dec 15, 2013
	8	vs.	Dallas Cowboys, Sep 15, 2013
	7	at	Philadelphia Eagles, Sep 19, 2013
	7	vs.	Buffalo Bills, Dec 13, 2009
	6	at	Cincinnati Bengals, Oct 04, 2015
	...2 more at 6.		
Receiving Yards	195	at	Oakland Raiders, Dec 15, 2013
	102	vs.	Miami Dolphins, Dec 21, 2008
	80	at	Philadelphia Eagles, Sep 19, 2013
	80	at	Denver Broncos, Nov 14, 2010
	70	at	Cincinnati Bengals, Oct 04, 2015
Longest Receptions	75	vs.	Miami Dolphins, Dec 21, 2008
	71t	at	Oakland Raiders, Dec 15, 2013
	49t	at	Oakland Raiders, Dec 15, 2013
	49	at	San Diego Chargers, Nov 29, 2009
	39t	at	Oakland Raiders, Dec 15, 2013
Receiving TDs	4	at	Oakland Raiders, Dec 15, 2013
	2	vs.	New England Patriots, Sep 29, 2014
	2	vs.	Tennessee Titans, Dec 26, 2010
	1	at	Houston Texans, Sep 13, 2015
	1	at	Arizona Cardinals, Dec 07, 2014
	...10 more at 1.		
All-purpose yards	288	at	New Orleans Saints, Sep 23, 2012
	262	at	Denver Broncos, Jan 03, 2010
	238	vs.	Buffalo Bills, Oct 31, 2010
	230	vs.	Indianapolis Colts, Dec 23, 2012
	224	vs.	Pittsburgh Steelers, Nov 22, 2009
Kickoff Returns	6	vs.	San Diego Chargers, Oct 25, 2009
	5	vs.	Dallas Cowboys, Oct 11, 2009
	5	vs.	New York Giants, Oct 04, 2009
	4	vs.	Pittsburgh Steelers, Nov 22, 2009
	4	at	Baltimore Ravens, Sep 13, 2009
Kickoff Return Yards	158	vs.	Pittsburgh Steelers, Nov 22, 2009
	147	vs.	San Diego Chargers, Oct 25, 2009
	138	vs.	New York Giants, Oct 04, 2009
	100	vs.	Dallas Cowboys, Oct 11, 2009
	93	at	Baltimore Ravens, Sep 13, 2009

Longest Kickoff Return	97t vs. Pittsburgh Steelers, Nov 22, 2009
	53 vs. New York Giants, Oct 04, 2009
	45 at San Diego Chargers, Nov 29, 2009
	45 vs. San Diego Chargers, Oct 25, 2009
	40 at Oakland Raiders, Nov 15, 2009
	...1 more at 40.
Kickoff Return TDs	1 vs. Pittsburgh Steelers, Nov 22, 2009
Special Team Tackles	2 vs. San Diego Chargers, Oct 25, 2009
	2 vs. New York Giants, Oct 04, 2009
	1 at Oakland Raiders, Nov 15, 2009
	1 at New York Jets, Oct 26, 2008
Miscellaneous Tackles	1 vs. Denver Broncos, Sep 17, 2015
	1 vs. Seattle Seahawks, Nov 16, 2014
	1 vs. Indianapolis Colts, Dec 22, 2013
	...10 more at 1.
Most TDs	5 at Oakland Raiders, Dec 15, 2013
	3 at Green Bay Packers, Sep 28, 2015
	3 vs. New England Patriots, Sep 29, 2014
	2 at Arizona Cardinals, Dec 07, 2014
	2 vs. Seattle Seahawks, Nov 16, 2014
	...8 more at 2.
TD Runs	3 at Green Bay Packers, Sep 28, 2015
	2 vs. Seattle Seahawks, Nov 16, 2014
	2 vs. Los Angeles Rams, Oct 26, 2014
	2 vs. San Diego Chargers, Nov 24, 2013
	...2 more at 2.

SINGLE-GAME HIGHS - POST SEASON

Rush Attempts	9 vs. Baltimore Ravens, Jan 09, 2011
	3 at Indianapolis Colts, Jan 04, 2014
Rushing Yards	82 vs. Baltimore Ravens, Jan 09, 2011
	18 at Indianapolis Colts, Jan 04, 2014
Longest Runs	41t vs. Baltimore Ravens, Jan 09, 2011
	11 vs. Baltimore Ravens, Jan 09, 2011
	11 vs. Baltimore Ravens, Jan 09, 2011
	9 vs. Baltimore Ravens, Jan 09, 2011
	8 vs. Baltimore Ravens, Jan 09, 2011
Rushing TDs	1 vs. Baltimore Ravens, Jan 09, 2011
Receptions	1 vs. Baltimore Ravens, Jan 09, 2011
Receiving Yards	15 vs. Baltimore Ravens, Jan 09, 2011
Longest Receptions	15 vs. Baltimore Ravens, Jan 09, 2011
All-purpose yards	97 vs. Baltimore Ravens, Jan 09, 2011
	18 at Indianapolis Colts, Jan 04, 2014
Miscellaneous Tackles	2 vs. Baltimore Ravens, Jan 09, 2011
Most TDs	1 vs. Baltimore Ravens, Jan 09, 2011
TD Runs	1 vs. Baltimore Ravens, Jan 09, 2011

100-YARD RECEIVING GAMES (2)

DATE	TEAM	NO.	YDS.	AVG.	LG	TD
12/21/08	DOLPHINS	3	102	34.0	75	0
12/15/13	at Raiders	8	195	24.4	71t	4

100-YARD RUSHING GAMES (23)

DATE	TEAM	ATT.	YDS.	AVG.	LG	TD
11/02/08	BUCCANEERS	18	106	5.9	22	0
11/15/09	at Raiders	18	103	5.7	44t	1
12/13/09	BILLS	20	143	7.2	76t	1
12/20/09	BROWNS	25	154	6.2	47t	1
12/27/09	at Bengals	24	102	4.3	14	0
01/03/10	at Broncos	25	259	10.4	56t	2
10/31/10	BILLS	22	177	8.0	32	0
11/28/10	at Seahawks	22	173	7.9	29	1
12/05/10	BRONCOS	21	116	5.5	16	0
12/19/10	at Rams	11	126	11.5	80	1
09/23/12	at Saints	33	233	7.1	91t	1
10/07/12	RAVENS	31	140	4.5	25	0
11/12/12	at Steelers	23	100	4.3	12t	1
11/25/12	BRONCOS	23	107	4.7	15	0
12/02/12	PANTHERS	27	127	4.7	16	0
12/09/12	at Browns	18	165	9.2	80t	1
12/23/12	COLTS	22	226	10.3	86t	1
10/06/13	at Titans	22	108	4.9	19	1
11/24/13	CHARGERS	14	115	8.2	46	2
12/08/13	at Redskins	19	150	7.9	35	1
12/22/13	COLTS	13	106	8.2	31t	1
11/16/14	SEAHAWKS	20	159	8.0	47	2
09/17/15	BRONCOS	21	125	6.0	34t	1

2008 GAME-BY-GAME REGULAR SEASON STATISTICS (CHIEFS)

		P/S	RECEIVING				RUSHING				W/L	SCORE
DATE	OPPONENT		NO	YDS	LG	TD	ATT	YDS	LG	TD		
09/07	at Patriots	S	2	6	4	0	5	28	11	0	L	10-17
09/14	RAIDERS	P	1	15	15	0	3	7	3	0	L	8-23
09/21	at Falcons	P	3	24	13	0	7	38	13	0	L	14-38
09/28	BRONCOS	P	2	1	1	0	2	7	7	0	W	33-19
10/05	at Panthers	P	4	22	17	0	4	18	7	0	L	0-34
10/19	TITANS	P	4	26	11	0	3	17	16	0	L	10-34
10/26	at Jets	P	1	4	4	0	5	45	30	0	L	24-28
11/02	BUCCANEERS	P	0	0	0	0	18	106	22	0	L	27-30+
11/09	at Chargers	S	0	0	0	0	3	8	6	0	L	19-20
11/16	SAINTS	P	0	0	0	0	2	12	12	0	L	20-30
11/23	BILLS	P	3	45	36t	1	2	22	20	0	L	31-54
11/30	at Raiders	P	1	15	15	0	2	5	4	0	W	20-13
12/07	at Broncos	P	3	12	9	0	1	13	13	0	L	17-24
12/14	CHARGERS	P	0	0	0	0	4	7	6	0	L	21-22
12/21	DOLPHINS	P	3	102	75	0	3	15	11	0	L	31-38
12/28	at Bengals	P	0	0	0	0	3	9	8	0	L	6-16
2008 TOTALS		16-2	27	272	75	1	67	357	30	0	2-14	

+ - Overtime

2009 GAME-BY-GAME REGULAR SEASON STATISTICS (CHIEFS)

	OPPONENT	P/S	RECEIVING				RUSHING				W/L	SCORE
			NO	YDS	LG	TD	ATT	YDS	LG	TD		
09/13	at Ravens	P	4	29	20	0	4	8	10	0	L	24-38
09/20	RAIDERS		INACTIVE								L	10-13
09/27	at Eagles	P	3	34	26	0	6	36	9	0	L	14-34
10/04	GIANTS	S	0	0	0	0	2	24	24	0	L	16-27
10/11	COWBOYS	P	5	54	17	0	3	9	7	0	L	20-26+
10/18	at Redskins	P	1	2	2	0	4	6	5	0	W	14-6
10/25	CHARGERS	P	1	1	1	0	4	33	15	0	L	7-37
11/08	at Jaguars	S	3	19	13	0	6	36	13	0	L	21-24
11/15	at Raiders	S	4	14	8	0	18	103	44t	1	W	16-10
11/22	STEELERS	S	2	8	6	1	17	58	10	0	W	27-24+
11/29	at Chargers	S	3	54	49	0	14	93	31	1	L	14-43
12/06	BRONCOS	S	1	3	3	0	18	56	11	1	L	13-44
12/13	BILLS	S	7	38	10	0	20	143	76t	1	L	10-16
12/20	BROWNS	S	2	16	8	0	25	154	47t	1	L	34-41
12/27	at Bengals	S	3	22	15	0	24	102	14	0	L	10-17
01/03	at Broncos	S	1	3	3	0	25	259	56t	2	W	44-24
2009 TOTALS		15-10	40	297	49	1	190	1120	76t	7	4-12	

+ - Overtime

2010 GAME-BY-GAME REGULAR SEASON STATISTICS (CHIEFS)

	OPPONENT	P/S	RECEIVING				RUSHING				W/L	SCORE
			NO	YDS	LG	TD	ATT	YDS	LG	TD		
09/13	CHARGERS	P	1	8	8	0	11	92	56t	1	W	21-14
09/19	at Browns	P	1	27	27	0	11	49	20	0	W	16-14
09/26	49ERS	S	3	57	22	0	12	97	24	0	W	31-10
10/10	at Colts	P	3	14	6	0	16	87	14	0	L	9-19
10/17	at Texans	S	4	24	23	0	16	93	16	0	L	31-35
10/24	JAGUARS	P	0	0	0	0	15	71	18	1	W	42-20
10/31	BILLS	S	4	61	31	0	22	177	32	0	W	13-10+
11/07	at Raiders	P	5	47	14	0	10	53	13	0	L	20-23+
11/14	at Broncos	S	5	80	24	1	14	41	7	0	L	29-49
11/21	CARDINALS	P	4	38	25	0	12	88	39	0	W	31-13
11/28	at Seahawks	P	2	3	8	0	22	173	29	1	W	42-24
12/05	BRONCOS	S	2	20	10	0	21	116	16	0	W	10-6
12/12	at Chargers	P	2	9	5	0	10	40	10	0	L	0-31
12/19	at Rams	S	3	27	14	0	11	126	80	1	W	27-13
12/26	TITANS	P	4	40	14t	2	13	77	17	0	W	34-14
01/02	RAIDERS	P	2	13	8	0	14	87	47	1	L	10-31
2010 TOTALS		16-6	45	468	31	3	230	1467	80	5	10-6	

+ - Overtime

2011 GAME-BY-GAME REGULAR SEASON STATISTICS (CHIEFS)

	OPPONENT	P/S	RECEIVING				RUSHING				W/L	SCORE
			NO	YDS	LG	TD	ATT	YDS	LG	TD		
09/11	BILLS					INJURED RESERVE					L	7-41
09/18	at Lions					INJURED RESERVE					L	3-48
09/25	at Chargers					INJURED RESERVE					L	17-20
10/02	VIKINGS					INJURED RESERVE					W	22-17
10/09	at Colts					INJURED RESERVE					W	28-24
10/23	at Raiders					INJURED RESERVE					W	28-0
10/31	CHARGERS					INJURED RESERVE					W	23-20+
11/06	DOLPHINS					INJURED RESERVE					L	3-31
11/13	BRONCOS					INJURED RESERVE					L	10-17
11/21	at Patriots					INJURED RESERVE					L	3-34
11/27	STEELERS					INJURED RESERVE					L	9-13
12/04	at Bears					INJURED RESERVE					W	10-3
12/11	at Jets					INJURED RESERVE					L	10-37
12/18	PACKERS					INJURED RESERVE					W	19-14
12/24	RAIDERS					INJURED RESERVE					L	13-16+
01/01	at Broncos					INJURED RESERVE					W	7-3
2011 TOTALS		0-0	0	0	0	0	0	0	0	0	7-9	

2012 GAME-BY-GAME REGULAR SEASON STATISTICS (CHIEFS)

	OPPONENT	P/S	RECEIVING				RUSHING				W/L	SCORE
			NO	YDS	LG	TD	ATT	YDS	LG	TD		
09/09	FALCONS	P	0	0	0	0	16	87	46	0	L	24-40
09/16	at Bills	S	3	19	10	0	6	3	8	0	L	17-35
09/23	at Saints	S	6	55	19	0	33	233	91t	1	W	27-24+
09/30	CHARGERS	S	3	23	13t	1	17	88	37t	1	L	20-37
10/07	RAVENS	S	2	21	16	0	31	140	25	0	L	6-9
10/14	at Buccaneers	S	2	7	8	0	12	40	22	0	L	10-38
10/28	RAIDERS	S	3	6	5	0	5	4	4	0	L	16-26
11/01	at Chargers	S	3	27	22	0	12	39	15	0	L	13-31
11/12	at Steelers	S	0	0	0	0	23	100	12t	1	L	13-16+
11/18	BENGALS	S	4	31	16	0	17	87	17	0	L	6-28
11/25	BRONCOS	S	0	0	0	0	23	107	15	0	L	9-17
12/02	PANTHERS	S	4	11	6	0	27	127	16	0	W	27-21
12/09	at Browns	S	0	0	0	0	18	165	80t	1	L	7-30
12/16	at Raiders	S	3	18	11	0	9	10	5	0	L	0-15
12/23	COLTS	S	1	4	4	0	22	226	86t	1	L	13-20
12/30	at Broncos	S	1	14	14	0	14	53	13	0	L	3-38
2012 TOTALS		16-15	35	236	22	1	285	1509	91t	5	2-14	

+ - Overtime

2013 GAME-BY-GAME REGULAR SEASON STATISTICS (CHIEFS)

	OPPONENT	P/S	RECEIVING				RUSHING				W/L	SCORE
			NO	YDS	LG	TD	ATT	YDS	LG	TD		
09/08	at Jaguars	S	3	23	15	0	16	77	18	1	W	28-2
09/15	COWBOYS	S	8	48	18	1	16	55	16	0	W	17-16
09/19	at Eagles	S	7	80	21	0	20	92	18	1	W	26-16
09/29	GIANTS	S	5	62	31	1	18	65	24	0	W	31-7
10/06	at Titans	S	5	37	11	0	22	108	19	1	W	26-17
10/13	RAIDERS	S	5	50	24	0	22	78	11	2	W	24-7
10/20	TEXANS	S	3	37	21	0	21	86	18	1	W	17-16
10/27	BROWNS	S	5	46	24	0	18	74	17	0	W	23-17
11/03	at Bills	S	6	6	6	0	17	90	12	0	W	23-13
11/17	at Broncos	S	2	-6	-1	0	16	78	35	0	L	17-27
11/24	CHARGERS	S	4	42	19	0	14	115	46	2	L	38-41
12/01	BRONCOS	S	2	27	16	0	19	93	15	1	L	28-35
12/08	at Redskins	S	2	8	5t	1	19	150	35	1	W	45-10
12/15	at Raiders	S	8	195	71t	4	8	20	8	1	W	56-31
12/22	COLTS	S	5	38	15	0	13	106	31t	1	L	7-23
12/29	at Chargers		INACTIVE								L	24-27+
2013 TOTALS		15-15	70	693	71t	7	259	1287	46	12	11-5	

2014 GAME-BY-GAME REGULAR SEASON STATISTICS (CHIEFS)

	OPPONENT	P/S	RECEIVING				RUSHING				W/L	SCORE
			NO	YDS	LG	TD	ATT	YDS	LG	TD		
09/07	TITANS	S	4	15	14	0	7	19	6	0	L	10-26
09/14	at Broncos	S	1	8	8	0	2	4	2	0	L	17-24
09/21	at Dolphins		INACTIVE								W	34-15
09/29	PATRIOTS	S	3	16	8t	2	18	92	17	1	W	41-14
10/05	at 49ers	S	1	4	4	0	15	80	26	0	L	17-22
10/19	at Chargers	S	2	12	8	0	22	95	16t	1	W	23-20
10/26	RAMS	S	4	44	30	0	14	67	36t	2	W	34-7
11/02	JETS	S	2	10	12	0	20	78	11	1	W	24-10
11/09	at Bills	S	3	20	12	0	15	98	39t	1	W	17-13
11/16	SEAHAWKS	S	2	19	13	0	20	159	47	2	W	24-20
11/20	at Raiders	S	4	42	30t	1	19	80	11	0	L	20-24
11/30	BRONCOS	S	4	24	12t	1	10	35	11	0	L	16-29
12/07	at Cardinals	S	2	20	18t	1	10	91	63t	1	L	14-17
12/14	RAIDERS	S	1	1	1	0	12	52	15	0	W	31-13
12/21	at Steelers	S	5	48	16	0	9	29	10	0	L	12-20
12/28	CHARGERS	S	2	8	5	0	13	54	12	0	W	19-7
2014 TOTALS		15-15	40	291	30t	5	206	1033	63t	9	9-7	

2015 GAME-BY-GAME REGULAR SEASON STATISTICS (CHIEFS)

	OPPONENT	P/S	RECEIVING				RUSHING				W/L	SCORE
			NO	YDS	LG	TD	ATT	YDS	LG	TD		
09/13	at Texans	S	5	46	17	1	16	57	13	0	W	27-20
09/17	BRONCOS	S	4	2	6	0	21	125	34t	1	L	24-31
09/28	at Packers	S	5	33	13	0	11	49	13	3	L	28-38
10/04	at Bengals	S	6	70	25	0	11	75	24	0	L	21-36
10/11	BEARS	S	1	26	26	0	12	58	15	0	L	17-18
10/18	at Vikings										L	10-16
10/25	STEELERS										W	23-13
11/01	LIONS										W	45-10
11/15	at Broncos										W	29-13
11/22	at Chargers										W	33-3
11/29	BILLS										W	30-22
12/06	at Raiders										W	34-20
12/13	CHARGERS										W	10-3
12/20	at Ravens										W	34-14
12/27	BROWNS										W	17-13
01/03	RAIDERS										W	23-17
2015 TOTALS			5-5	21	177	26	1	71	364	34t	4	11-5

2016 GAME-BY-GAME REGULAR SEASON STATISTICS (CHIEFS)


	OPPONENT	P/S	RECEIVING				RUSHING				W/L	SCORE
			NO	YDS	LG	TD	ATT	YDS	LG	TD		
09/11	CHARGERS										W	33-27+
2016 TOTALS			0-0	0	0	0	0	0	0	0	1-0	

2010 GAME-BY-GAME PLAYOFF STATISTICS (CHIEFS)

	OPPONENT	P/S	RECEIVING				RUSHING				W/L	SCORE
			NO	YDS	LG	TD	ATT	YDS	LG	TD		
01/09	RAVENS	P	1	15	15	0	9	82	41t	1	L	7-30
2010 TOTALS			1-0	1	15	15	0	9	82	41t	1	0-1

2013 GAME-BY-GAME PLAYOFF STATISTICS (CHIEFS)

	OPPONENT	P/S	RECEIVING				RUSHING				W/L	SCORE
			NO	YDS	LG	TD	ATT	YDS	LG	TD		
01/04	at Colts	S	0	0	0	0	3	18	7	0	L	44-45
2013 TOTALS			1-1	0	0	0	3	18	7	0	0-1	



DUSTIN COLQUITT
PUNTER



2

6-3 • 210 • Born: 05/06/82
Knoxville, Tenn. • NFL Exp: Twelfth Season (12th with Chiefs)
GP/GS (Playoffs) 175/0 (5/0)
D3-05 • Tennessee

- Left-footed punter enters his 12th season with the Chiefs in 2016.
- Selected to his first Pro Bowl following the 2012 season.

- Owns the top spots in franchise history with a 39.5-yard career net average and a 44.8-yard gross average.
- Is tied for seventh in NFL annals since the AFL-NFL

merger with a 39.5-yard net punting average.

- Is first in club history with 354 punts inside the 20-yard line, a mark that is tied for fifth in NFL history. His 354 punts inside the 20 are the most of any punter in the NFL from 2005-15.
- Is second all-time in NFL history for most punts inside the 20-yard line in a single season with 45 punts inside the 20-yard line in 2012. His 45 inside the 20 surpassed the old NFL record of 42, but trailed Arizona P Dave Zastudil's 2012 mark of 46 punts inside the 20 for the NFL record.
- His 45 punts inside the 20 in 2012 set a single-season franchise record, passing his old mark of 41 set in the 2009 season.
- He led the AFC and tied for the lead in the NFL in punts inside the 20 in 2013 with 35.
- Was voted by teammates to be one of two special teams captains for the club's 2013 postseason, joining fellow special teams captain S Husain Abdullah and two offensive and two defensive representatives.
- Ranks second in team annals with 895 career punts for

40,080 yards, trailing only P Jerrel Wilson (1,018 punts for 44,218 yards).

- Boasted a team-record 45.49-yard gross punting average in 2007, the second-highest mark in team history behind only the single-season mark of 45.53 set by Wilson in '73.
- Led the NFL with a 39.3-yard net average in 2006.
- Has played in five postseason contests, producing 18 punts for 833 yards (46.3 gross, 41.3 net) with eight inside the 20-yard line and two touchbacks.
- Originally joined the Chiefs as the team's third-round draft selection (99th overall) in the 2005 NFL Draft, becoming the first punter drafted by the club since P/K Robbie Keen in '91.

Transactions:

Signed with Kansas City (3/4/13) ... Signed with Kansas City (2/28/08) ... Signed with Kansas City (7/26/05) ... Drafted by Kansas City in the third round (99th overall) in 2005.

COLLEGE

Played in 52 games at Tennessee, punting 240 times for 10,216 yards (42.6 gross, 38.4 net) with 73 inside the 20-yard line and 29 touchbacks ... Ranked first in Volunteers history with 240 career punts upon the completion of his collegiate career ... Added 14 kickoffs with two touchbacks and one pass for 19 yards on a fake punt ... Appeared in 13 games, punting 56 times for 2,282 yards (40.8 gross, 39.2 net) with 17 inside the 20 as a senior ... Also completed a 19-yard pass ... A second-team All-SEC selection ... Played in 13 games his junior season in 2003, punting 68 times for 3,081 yards (45.3 gross, 39.1 net) with 21 inside the 20 ... Was a consensus All-America and All-SEC selection ... His 45.3-yard average led the SEC ... Had 19 punts of 50+ yards ... Saw duty in 13 games as a sophomore in 2002 ... Had 65 punts for 2,833 yards (43.6 gross, 39.1 net) with 22 inside the 20 ... Named second-team All-SEC by AP ... Had 16 punts of 50+ yards ... Played in 13 games in 2001 as a redshirt freshman, punting 51 times for 2,020 yards (39.6 gross, 35.5 net) with 13 inside the 20 ... Also had two touchbacks on 14 kickoffs ... Redshirted as a true freshman in 2000 ... Graduated with a degree in Political Science.

PERSONAL

Played his senior season at Bearden High School in Knoxville, Tenn.

- Handled the club's punting and kicking duties.
- A three-year letterwinner in soccer.
- Named the Knoxville Interscholastic League Soccer Player of the Year in 2000.
- His soccer squad advanced to the state semi-finals during his senior campaign when he won all-state and all-south honors.
- Created the "Colquitt for Kids Foundation" to work with TLC for Children and Families.
- Along with his wife, volunteers at TLC for Children and Families, a center that provides social services to children who are facing abuse, neglect or family disruption. The couple has also served as honorary chairpersons for TLC's annual gala.
- Serves as a spokesperson for All-Pro Dad, a program that helps men become better fathers.
- Father, Craig, played in the NFL for Pittsburgh ('78-84) and Indianapolis ('87). He won two Super Bowls with the Steelers.
- In addition to his father, who played for the Volunteers ('75-77), is one of four members of the Colquitt family to punt for Tennessee.
- Cousin, Jimmy, punted at Tennessee ('81-84). He played in the NFL with Seattle in '85.
- Brother, Britton, punted at the University of Tennessee (2004-08) and is currently with the Denver Broncos.
- Attended the University of Tennessee with Kansas City Royals 2006 first-round draft pick Luke Hochevar and is close friends with the pitcher.
- Married; wife, Christia with four sons and a daughter.

DUSTIN COLQUITT - NFL REGULAR SEASON PUNTING STATISTICS

		OPP.						NET					
TEAM	GP	NO.	YDS.	AVG.	RET.	YDS.	YDS.	AVG.	TB	IN20	LG	BK	
2005 Chiefs	16	65	2,564	39.4	23	179	2,285	35.2	5	27	62	0	
2006 Chiefs	16	71	3,145	44.3	32	254	2,791	39.3	5	23	72	0	
2007 Chiefs	16	95	4,322	45.5	50	387	3,755	39.1	9	27	81	1	
2008 Chiefs	14	70	3,110	44.4	28	209	2,741	39.2	8	27	73	0	
2009 Chiefs	16	96	4,361	45.4	41	285	3,956	40.8	6	41	70	1	
2010 Chiefs	16	88	3,908	44.4	42	361	3,347	37.6	10	33	72	1	
2011 Chiefs	16	89	4,084	45.9	36	411	3,573	40.1	5	27	68	0	
2012 Chiefs	16	83	3,887	46.8	27	362	3,385	40.8	7	45	71	0	
2013 Chiefs	16	87	4,005	46.0	38	246	3,539	40.2	11	35	65	1	
2014 Chiefs	16	71	3,164	44.6	29	190	2,874	40.5	5	31	69	0	
2015 Chiefs	16	75	3,333	44.4	26	170	3,063	40.8	5	37	62	0	
2016* Chiefs	1	5	197	39.4	2	8	169	33.8	1	1	50	0	
NFL TOTALS	175	895	40,080	44.8	374	3,062	35,478	39.5	77	354	81	4	

DUSTIN COLQUITT - NFL PLAYOFF PUNTING STATISTICS

TEAM	GP	NO.	YDS.	AVG.	OPP.		NET		TB	IN20	LG	BK
					RET.	YDS.	YDS.	AVG.				
2006 Chiefs	1	6	314	52.3	3	28	286	47.7	0	1	66	0
2010 Chiefs	1	3	153	51.0	0	0	113	37.7	2	1	54	0
2013 Chiefs	1	2	78	39.0	0	0	78	39.0	0	1	47	0
2015 Chiefs	2	7	288	41.1	1	22	266	38.0	0	5	56	0
NFL TOTALS	5	18	833	46.3	4	50	743	41.3	2	8	66	0

SINGLE-GAME HIGHS

Punts	11	at	Chicago Bears, Dec 04, 2011
	10	at	New York Jets, Dec 30, 2007
	9	at	Jacksonville Jaguars, Sep 08, 2013
	9	vs.	San Diego Chargers, Sep 13, 2010
	9	at	Philadelphia Eagles, Sep 27, 2009
Gross Punting Yards	447	at	Chicago Bears, Dec 04, 2011
	442	at	New York Jets, Dec 30, 2007
	399	at	Philadelphia Eagles, Sep 27, 2009
	395	vs.	Oakland Raiders, Sep 14, 2008
	392	vs.	Oakland Raiders, Oct 13, 2013
Gross Punting Avg	62.00	at	Cincinnati Bengals, Oct 04, 2015
	57.20	vs.	San Diego Chargers, Oct 31, 2011
	54.70	vs.	Pittsburgh Steelers, Oct 25, 2015
	54.70	at	Oakland Raiders, Dec 16, 2012
	54.00	vs.	Indianapolis Colts, Dec 22, 2013
Net Punting Yards	406	at	New York Jets, Dec 30, 2007
	402	at	Philadelphia Eagles, Sep 27, 2009
	388	at	Chicago Bears, Dec 04, 2011
	366	at	Denver Broncos, Dec 30, 2012
	363	at	Oakland Raiders, Dec 16, 2012
Net Punting Avg	55.00	at	Cincinnati Bengals, Oct 04, 2015
	54.00	vs.	Pittsburgh Steelers, Oct 25, 2015
	52.50	vs.	Denver Broncos, Sep 17, 2015
	52.00	at	Indianapolis Colts, Oct 10, 2010
	51.90	at	Oakland Raiders, Dec 16, 2012
Longest Punts	81	vs.	San Diego Chargers, Dec 02, 2007
	73	vs.	Oakland Raiders, Sep 14, 2008
	72	at	Los Angeles Rams, Dec 19, 2010
	72	at	Oakland Raiders, Dec 23, 2006
	71	at	Oakland Raiders, Dec 16, 2012

Inside the 20	5	vs.	Oakland Raiders, Dec 14, 2014
	5	vs.	Dallas Cowboys, Sep 15, 2013
	5	at	Jacksonville Jaguars, Sep 08, 2013
	...3 more at 5.		
Pass Attempts	1	at	Pittsburgh Steelers, Dec 21, 2014
	1	at	San Diego Chargers, Nov 09, 2008
Pass Completions	1	at	Pittsburgh Steelers, Dec 21, 2014
	1	at	San Diego Chargers, Nov 09, 2008
Yards Passing	11	at	San Diego Chargers, Nov 09, 2008
	6	at	Pittsburgh Steelers, Dec 21, 2014
Rush Attempts	1	vs.	Miami Dolphins, Nov 06, 2011
	1	at	Cincinnati Bengals, Dec 27, 2009
	1	vs.	Seattle Seahawks, Oct 29, 2006
Special Team Tackles	1	vs.	Los Angeles Rams, Oct 26, 2014
	1	vs.	New York Giants, Sep 29, 2013
	1	at	Jacksonville Jaguars, Nov 08, 2009
	...3 more at 1.		

SINGLE-GAME HIGHS - POST SEASON

Punts	6	at	Indianapolis Colts, Jan 06, 2007
	4	at	Houston Texans, Jan 09, 2016
	3	at	New England Patriots, Jan 16, 2016
	3	vs.	Baltimore Ravens, Jan 09, 2011
	2	at	Indianapolis Colts, Jan 04, 2014
Gross Punting Yards	314	at	Indianapolis Colts, Jan 06, 2007
	181	at	Houston Texans, Jan 09, 2016
	153	vs.	Baltimore Ravens, Jan 09, 2011
	107	at	New England Patriots, Jan 16, 2016
	78	at	Indianapolis Colts, Jan 04, 2014
Gross Punting Avg	52.30	at	Indianapolis Colts, Jan 06, 2007
	51.00	vs.	Baltimore Ravens, Jan 09, 2011
	45.30	at	Houston Texans, Jan 09, 2016
	39.00	at	Indianapolis Colts, Jan 04, 2014
	35.70	at	New England Patriots, Jan 16, 2016
Net Punting Yards	286	at	Indianapolis Colts, Jan 06, 2007
	181	at	Houston Texans, Jan 09, 2016
	113	vs.	Baltimore Ravens, Jan 09, 2011
	85	at	New England Patriots, Jan 16, 2016
	78	at	Indianapolis Colts, Jan 04, 2014
Net Punting Avg	47.70	at	Indianapolis Colts, Jan 06, 2007
	45.30	at	Houston Texans, Jan 09, 2016
	39.00	at	Indianapolis Colts, Jan 04, 2014
	37.70	vs.	Baltimore Ravens, Jan 09, 2011
	28.30	at	New England Patriots, Jan 16, 2016
Longest Punts	66	at	Indianapolis Colts, Jan 06, 2007
	56	at	Houston Texans, Jan 09, 2016
	54	vs.	Baltimore Ravens, Jan 09, 2011
	47	at	Indianapolis Colts, Jan 04, 2014
	42	at	New England Patriots, Jan 16, 2016
Inside the 20	3	at	Houston Texans, Jan 09, 2016
	2	at	New England Patriots, Jan 16, 2016
	1	at	Indianapolis Colts, Jan 04, 2014
	1	vs.	Baltimore Ravens, Jan 09, 2011
	1	at	Indianapolis Colts, Jan 06, 2007

2005 GAME-BY-GAME REGULAR SEASON STATISTICS (CHIEFS)

OPPONENT		NO.	YDS.	OPP		YDS.	NET		TB	IN20	LG	BK	W/L SCORE	
				AVG.	RET.		YDS.	AVG						
09/11 JETS	P	2	97	48.5	2	8	89	44.5	0	0	50	0	W	27-7
09/18 at Raiders	P	3	120	40.0	2	34	66	22.0	1	1	49	0	W	23-17
09/26 at Broncos	P	6	227	37.8	2	1	206	34.3	1	2	52	0	L	10-30
10/02 EAGLES	P	4	192	48.0	2	2	170	42.5	1	1	62	0	L	31-37
10/16 REDSKINS	P	5	168	33.6	0	0	168	33.6	0	2	42	0	W	28-21
10/21 at Dolphins	P	5	227	45.4	2	55	172	34.4	0	3	56	0	W	30-20
10/30 at Chargers	P	6	238	39.7	3	29	209	34.8	0	2	53	0	L	20-28
11/06 RAIDERS	P	5	209	41.8	2	-6	215	43.0	0	3	49	0	W	27-23
11/13 at Bills	P	3	106	35.3	0	0	106	35.3	0	3	50	0	L	3-14
11/20 at Texans	P	4	159	39.8	1	37	102	25.5	1	1	48	0	W	45-17
11/27 PATRIOTS	P	3	108	36.0	2	9	99	33.0	0	1	43	0	W	26-16
12/04 BRONCOS	P	2	76	38.0	1	1	55	27.5	1	0	41	0	W	31-27
12/11 at Cowboys	P	5	193	38.6	0	0	193	38.6	0	3	44	0	L	28-31
12/17 at Giants	P	5	192	38.4	1	-4	196	39.2	0	4	48	0	L	17-27
12/24 CHARGERS	P	5	153	30.6	2	3	150	30.0	0	1	42	0	W	20-7
01/01 BENGALS	P	2	99	49.5	1	10	89	44.5	0	0	51	0	W	37-3
2005 TOTALS	16	65	2,564	39.4	23	179	2,285	35.2	5	27	62	0	10-6	

2006 GAME-BY-GAME REGULAR SEASON STATISTICS (CHIEFS)

OPPONENT		NO.	YDS.	OPP		YDS.	NET		TB	IN20	LG	BK	W/L SCORE	
				AVG.	RET.		YDS.	AVG						
09/10 BENGALS	P	4	165	41.3	1	2	163	40.8	0	1	47	0	L	10-23
09/17 at Broncos	P	6	281	46.8	2	7	234	39.0	2	3	53	0	L	6-9+
10/01 49ERS	P	3	137	45.7	1	2	135	45.0	0	1	59	0	W	41-0
10/08 at Cardinals	P	6	304	50.7	2	21	243	40.5	2	1	62	0	W	23-20
10/15 at Steelers	P	7	341	48.7	5	55	286	40.9	0	2	59	0	L	7-45
10/22 CHARGERS	P	5	237	47.4	2	52	185	37.0	0	2	58	0	W	30-27
10/29 SEAHAWKS	P	1	50	50.0	1	11	39	39.0	0	0	50	0	W	35-28
11/05 at Rams	P	6	262	43.7	2	-2	264	44.0	0	3	53	0	W	31-17
11/12 at Dolphins	P	8	325	40.6	4	56	269	33.6	0	1	52	0	L	10-13
11/19 RAIDERS	P	3	123	41.0	1	-1	124	41.3	0	1	46	0	W	17-13
11/23 BRONCOS	P	2	75	37.5	1	0	75	37.5	0	2	51	0	W	19-10
12/03 at Browns	P	3	135	45.0	3	10	125	41.7	0	0	50	0	L	28-31+
12/10 RAVENS	P	3	108	36.0	2	-2	110	36.7	0	2	51	0	L	10-20
12/17 at Chargers	P	7	283	40.4	3	19	264	37.7	0	1	50	0	L	9-20
12/23 at Raiders	P	3	161	53.7	1	7	154	51.3	0	2	72	0	W	20-9
12/31 JAGUARS	P	4	158	39.5	1	17	121	30.3	1	1	60	0	W	35-30
2006 TOTALS	16	71	3,145	44.3	32	254	2,791	39.3	5	23	72	0	9-7	

+ - Overtime

2007 GAME-BY-GAME REGULAR SEASON STATISTICS (CHIEFS)

OPPONENT		NO.	YDS.	OPP		YDS.	NET						W/L	SCORE
				AVG.	RET.		YDS.	AVG	TB	IN20	LG	BK		
09/09 at Texans	P	4	182	45.5	4	14	168	42.0	0	0	53	0	L	3-20
09/16 at Bears	P	8	346	43.3	5	143	183	22.9	1	1	52	0	L	10-20
09/23 VIKINGS	P	6	293	48.8	3	27	226	37.7	2	0	65	0	W	13-10
09/30 at Chargers	P	4	204	51.0	3	28	156	39.0	1	1	61	0	W	30-16
10/07 JAGUARS	P	7	322	46.0	4	28	274	39.1	1	2	55	0	L	7-17
10/14 BENGALS	P	7	326	46.6	4	14	312	44.6	0	4	56	0	W	27-20
10/21 at Raiders	P	8	371	46.4	5	27	344	43.0	0	2	55	0	W	12-10
11/04 PACKERS	P	7	320	45.7	4	32	288	41.1	0	3	56	0	L	22-33
11/11 BRONCOS	P	3	131	43.7	1	-5	136	45.3	0	1	54	0	L	11-27
11/18 at Colts	P	5	184	36.8	2	16	168	33.6	0	1	44	0	L	10-13
11/25 RAIDERS	P	3	110	36.7	0	0	110	36.7	0	1	50	0	L	17-20
12/02 CHARGERS	P	6	278	46.3	3	3	255	42.5	1	1	81	0	L	10-24
12/09 at Broncos	P	8	370	46.3	4	14	356	44.5	0	3	58	0	L	7-41
12/16 TITANS	P	4	178	44.5	3	20	158	39.5	0	2	55	0	L	17-26
12/23 at Lions	P	5	265	53.0	3	30	215	35.8	1	0	65	1	L	20-25
12/30 at Jets	P	10	442	44.2	2	-4	406	40.6	2	5	60	0	L	10-13+
2007 TOTALS	16	95	4,322	45.5	50	387	3,755	39.1	9	27	81	1	4-12	

+ - Overtime

2008 GAME-BY-GAME REGULAR SEASON STATISTICS (CHIEFS)

OPPONENT		NO.	YDS.	OPP		YDS.	NET						W/L	SCORE
				AVG.	RET.		YDS.	AVG	TB	IN20	LG	BK		
09/07 at Patriots	P	6	259	43.2	2	2	237	39.5	1	3	55	0	L	10-17
09/14 RAIDERS	P	8	395	49.4	6	46	349	43.6	0	5	73	0	L	8-23
09/21 at Falcons	P	6	309	51.5	6	37	272	45.3	0	2	57	0	L	14-38
09/28 BRONCOS	P	3	133	44.3	1	36	97	32.3	0	2	54	0	W	33-19
10/05 at Panthers	P	7	343	49.0	5	68	275	39.3	0	1	57	0	L	0-34
10/19 TITANS	P	7	333	47.6	2	2	291	41.6	2	1	66	0	L	10-34
10/26 at Jets				INACTIVE									L	24-28
11/02 BUCCANEERS				INACTIVE									L	27-30+
11/09 at Chargers	P	6	244	40.7	1	-2	246	41.0	0	4	48	0	L	19-20
11/16 SAINTS	P	4	133	33.3	0	0	133	33.3	0	2	38	0	L	20-30
11/23 BILLS	P	3	110	36.7	0	0	110	36.7	0	0	39	0	L	31-54
11/30 at Raiders	P	5	202	40.4	1	0	182	36.4	1	1	62	0	W	20-13
12/07 at Broncos	P	3	153	51.0	0	0	113	37.7	2	1	56	0	L	17-24
12/14 CHARGERS	P	5	182	36.4	1	4	178	35.6	0	1	41	0	L	21-22
12/21 DOLPHINS	P	1	31	31.0	0	0	31	31.0	0	1	31	0	L	31-38
12/28 at Bengals	P	6	283	47.2	3	16	227	37.8	2	3	55	0	L	6-16
2008 TOTALS	14	70	3,110	44.4	28	209	2,741	39.2	8	27	73	0	2-14	

2009 GAME-BY-GAME REGULAR SEASON STATISTICS (CHIEFS)

OPPONENT			OPP					NET					W/L SCORE		
			NO.	YDS.	AVG.	RET.	YDS.	YDS.	AVG	TB	IN20	LG	BK		
09/13	at Ravens	P	5	246	49.2	3	9	237	47.4	0	2	61	0	L 24-38	
09/20	RAIDERS	P	5	218	43.6	3	0	198	39.6	1	2	55	0	L 10-13	
09/27	at Eagles	P	9	399	44.3	2	-3	402	44.7	0	3	64	0	L 14-34	
10/04	GIANTS	P	7	339	48.4	3	19	320	45.7	0	2	59	0	L 16-27	
10/11	COWBOYS	P	8	330	41.3	2	0	330	41.3	0	4	57	0	L 20-26+	
10/18	at Redskins	P	7	273	39.0	4	19	234	33.4	1	3	50	0	W 14-6	
10/25	CHARGERS	P	5	241	48.2	1	18	203	33.8	1	3	53	1	L 7-37	
11/08	at Jaguars	P	7	326	46.6	1	44	282	40.3	0	4	70	0	L 21-24	
11/15	at Raiders	P	6	283	47.2	3	-2	285	47.5	0	4	61	0	W 16-10	
11/22	STEELERS	P	6	287	47.8	3	27	240	40.0	1	2	51	0	W 27-24+	
11/29	at Chargers	P	4	161	40.3	1	0	161	40.3	0	2	46	0	L 14-43	
12/06	BRONCOS	P	7	376	53.7	6	83	293	41.9	0	1	63	0	L 13-44	
12/13	BILLS	P	5	167	33.4	0	0	147	29.4	1	1	38	0	L 10-16	
12/20	BROWNS	P	6	274	45.7	5	40	234	39.0	0	3	59	0	L 34-41	
12/27	at Bengals	P	6	282	47.0	2	22	240	40.0	1	3	60	0	L 10-17	
01/03	at Broncos	P	3	159	53.0	2	9	150	50.0	0	2	65	0	W 44-24	
2009 TOTALS			16	96	4,361	45.4	41	285	3,956	40.8	6	41	70	1	4-12

+ - Overtime

2010 GAME-BY-GAME REGULAR SEASON STATISTICS (CHIEFS)

OPPONENT			OPP					NET					W/L SCORE		
			NO.	YDS.	AVG.	RET.	YDS.	YDS.	AVG	TB	IN20	LG	BK		
09/13	CHARGERS	P	9	344	38.2	5	33	311	34.6	0	3	51	0	W 21-14	
09/19	at Browns	P	6	249	41.5	1	5	224	37.3	1	2	59	0	W 16-14	
09/26	49ERS	P	4	177	44.3	1	0	177	44.3	0	3	59	0	W 31-10	
10/10	at Colts	P	4	212	53.0	3	4	208	52.0	0	0	60	0	L 9-19	
10/17	at Texans	P	4	202	50.5	1	0	162	40.5	2	1	59	0	L 31-35	
10/24	JAGUARS	P	3	136	45.3	1	49	87	29.0	0	1	50	0	W 42-20	
10/31	BILLS	P	6	260	43.3	2	42	178	29.7	2	3	56	0	W 13-10+	
11/07	at Raiders	P	8	351	43.9	6	30	301	37.6	1	1	60	0	L 20-23+	
11/14	at Broncos	P	3	130	43.3	2	27	103	34.3	0	1	44	0	L 29-49	
11/21	CARDINALS	P	5	264	52.8	2	11	213	42.6	2	1	64	0	W 31-13	
11/28	at Seahawks	P	4	182	45.5	1	-2	184	36.8	0	3	55	1	W 42-24	
12/05	BRONCOS	P	7	293	41.9	3	37	256	36.6	0	4	59	0	W 10-6	
12/12	at Chargers	P	8	365	45.6	5	76	289	36.1	0	3	61	0	L 0-31	
12/19	at Rams	P	6	285	47.5	3	48	217	36.2	1	3	72	0	W 27-13	
12/26	TITANS	P	5	232	46.4	3	1	211	42.2	1	1	56	0	W 34-14	
01/02	RAIDERS	P	6	226	37.7	3	0	226	37.7	0	3	50	0	L 10-31	
2010 TOTALS			16	88	3,908	44.4	42	361	3,347	37.6	10	33	72	1	10-6

+ - Overtime

2011 GAME-BY-GAME REGULAR SEASON STATISTICS (CHIEFS)

OPPONENT		NO.	YDS.	OPP		YDS.	NET						W/L	SCORE
				AVG.	RET.		YDS.	AVG	TB	IN20	LG	BK		
09/11	BILLS	P	8	328	41.0	4	35	293	36.6	0	0	58	0	L 7-41
09/18	at Lions	P	5	198	39.6	1	7	191	38.2	0	2	44	0	L 3-48
09/25	at Chargers	P	4	182	45.5	2	9	173	43.3	0	1	53	0	L 17-20
10/02	VIKINGS	P	3	146	48.7	1	12	134	44.7	0	2	61	0	W 22-17
10/09	at Colts	P	6	269	44.8	1	2	247	41.2	1	2	60	0	W 28-24
10/23	at Raiders	P	7	368	52.6	4	39	329	47.0	0	3	65	0	W 28-0
10/31	CHARGERS	P	5	286	57.2	3	53	233	46.6	0	1	68	0	W 23-20+
11/06	DOLPHINS	P	5	229	45.8	4	51	178	35.6	0	0	57	0	L 3-31
11/13	BRONCOS	P	7	339	48.4	2	16	283	40.4	2	3	67	0	L 10-17
11/21	at Patriots	P	5	199	39.8	2	81	118	23.6	0	3	56	0	L 3-34
11/27	STEELERS	P	3	112	37.3	0	0	112	37.3	0	0	46	0	L 9-13
12/04	at Bears	P	11	447	40.6	3	39	388	35.3	1	2	53	0	W 10-3
12/11	at Jets	P	7	359	51.3	4	43	316	45.1	0	3	61	0	L 10-37
12/18	PACKERS	P	2	99	49.5	1	0	99	49.5	0	0	54	0	W 19-14
12/24	RAIDERS	P	3	146	48.7	2	1	145	48.3	0	1	54	0	L 13-16+
01/01	at Broncos	P	8	377	47.1	2	23	334	41.8	1	4	58	0	W 7-3
2011 TOTALS		16	89	4,084	45.9	36	411	3,573	40.1	5	27	68	0	7-9

+ - Overtime

2012 GAME-BY-GAME REGULAR SEASON STATISTICS (CHIEFS)

OPPONENT		NO.	YDS.	OPP		YDS.	NET						W/L	SCORE
				AVG.	RET.		YDS.	AVG	TB	IN20	LG	BK		
09/09	FALCONS	P	1	47	47.0	0	0	47	47.0	0	1	47	0	L 24-40
09/16	at Bills	P	7	313	44.7	3	98	195	27.9	1	2	66	0	L 17-35
09/23	at Saints	P	5	208	41.6	1	2	206	41.2	0	4	55	0	W 27-24+
09/30	CHARGERS	P	4	205	51.3	1	0	205	51.3	0	3	60	0	L 20-37
10/07	RAVENS	P	5	236	47.2	1	10	226	45.2	0	3	58	0	L 6-9
10/14	at Buccaneers	P	6	276	46.0	3	21	255	42.5	0	3	62	0	L 10-38
10/28	RAIDERS	P	5	236	47.2	3	38	198	39.6	0	2	57	0	L 16-26
11/01	at Chargers	P	1	43	43.0	1	2	41	41.0	0	0	43	0	L 13-31
11/12	at Steelers	P	8	337	42.1	3	4	313	39.1	1	5	57	0	L 13-16+
11/18	BENGALS	P	7	356	50.9	4	24	312	44.6	1	4	68	0	L 6-28
11/25	BRONCOS	P	6	272	45.3	0	0	232	38.7	2	4	58	0	L 9-17
12/02	PANTHERS	P	3	128	42.7	1	12	116	38.7	0	2	55	0	W 27-21
12/09	at Browns	P	7	336	48.0	4	144	192	27.4	0	4	57	0	L 7-30
12/16	at Raiders	P	7	383	54.7	0	0	363	51.9	1	4	71	0	L 0-15
12/23	COLTS	P	3	138	46.0	0	0	118	39.3	1	1	53	0	L 13-20
12/30	at Broncos	P	8	373	46.6	2	7	366	45.8	0	3	59	0	L 3-38
2012 TOTALS		16	83	3,887	46.8	27	362	3,385	40.8	7	45	71	0	2-14

+ - Overtime

2013 GAME-BY-GAME REGULAR SEASON STATISTICS (CHIEFS)

OPPONENT		NO.	YDS.	OPP		YDS.	NET					W/L	SCORE
				AVG.	RET.		YDS.	AVG	TB	IN20	LG		
09/08 at Jaguars	P	9	363	40.3	1	0	323	32.3	2	5	58	1	W 28-2
09/15 COWBOYS	P	7	307	43.9	1	22	265	37.9	1	5	65	0	W 17-16
09/19 at Eagles	P	5	218	43.6	3	14	204	40.8	0	3	53	0	W 26-16
09/29 GIANTS	P	5	223	44.6	4	35	188	37.6	0	2	56	0	W 31-7
10/06 at Titans	P	6	225	37.5	4	18	207	34.5	0	0	54	0	W 26-17
10/13 RAIDERS	P	8	392	49.0	3	34	338	42.3	1	4	60	0	W 24-7
10/20 TEXANS	P	4	174	43.5	1	6	168	42.0	0	2	63	0	W 17-16
10/27 BROWNS	P	5	240	48.0	4	19	221	44.2	0	1	56	0	W 23-17
11/03 at Bills	P	6	317	52.8	3	27	270	45.0	1	4	59	0	W 23-13
11/17 at Broncos	P	7	358	51.1	3	17	281	40.1	3	1	60	0	L 17-27
11/24 CHARGERS	P	4	178	44.5	1	5	173	43.3	0	1	48	0	L 38-41
12/01 BRONCOS	P	5	229	45.8	3	5	224	44.8	0	3	58	0	L 28-35
12/08 at Redskins	P	2	84	42.0	0	0	64	32.0	1	0	47	0	W 45-10
12/15 at Raiders	P	4	198	49.5	1	6	172	43.0	1	2	61	0	W 56-31
12/22 COLTS	P	5	270	54.0	4	32	238	47.6	0	2	61	0	L 7-23
12/29 at Chargers	P	5	229	45.8	2	6	203	40.6	1	0	54	0	L 24-27+
2013 TOTALS	16	87	4,005	46.0	38	246	3,539	40.2	11	35	65	1	11-5

+ - Overtime

2014 GAME-BY-GAME REGULAR SEASON STATISTICS (CHIEFS)

OPPONENT		NO.	YDS.	OPP		YDS.	NET					W/L	SCORE
				AVG.	RET.		YDS.	AVG	TB	IN20	LG		
09/07 TITANS	P	5	213	42.6	1	-2	215	43.0	0	2	52	0	L 10-26
09/14 at Broncos	P	2	80	40.0	0	0	80	40.0	0	2	40	0	L 17-24
09/21 at Dolphins	P	5	255	51.0	3	11	244	48.8	0	2	64	0	W 34-15
09/29 PATRIOTS	P	4	180	45.0	2	10	170	42.5	0	4	54	0	W 41-14
10/05 at 49ers	P	4	161	40.3	0	0	141	35.3	1	1	51	0	L 17-22
10/19 at Chargers	P	4	173	43.3	0	0	153	38.3	1	2	51	0	W 23-20
10/26 RAMS	P	4	182	45.5	2	42	140	35.0	0	3	55	0	W 34-7
11/02 JETS	P	4	153	38.3	1	3	150	37.5	0	2	45	0	W 24-10
11/09 at Bills	P	8	368	46.0	6	50	298	37.3	1	1	55	0	W 17-13
11/16 SEAHAWKS	P	2	104	52.0	1	10	94	47.0	0	1	53	0	W 24-20
11/20 at Raiders	P	7	297	42.4	2	5	292	41.7	0	4	69	0	L 20-24
11/30 BRONCOS	P	5	218	43.6	4	41	177	35.4	0	0	47	0	L 16-29
12/07 at Cardinals	P	4	197	49.3	2	6	171	42.8	1	0	53	0	L 14-17
12/14 RAIDERS	P	7	279	39.9	2	1	258	36.9	1	5	62	0	W 31-13
12/21 at Steelers	P	1	48	48.0	0	0	48	48.0	0	1	48	0	L 12-20
12/28 CHARGERS	P	5	256	51.2	3	13	243	48.6	0	1	61	0	W 19-7
2014 TOTALS	16	71	3,164	44.6	29	190	2,874	40.5	5	31	69	0	9-7

2015 GAME-BY-GAME REGULAR SEASON STATISTICS (CHIEFS)

OPPONENT		OPP					NET					W/L SCORE	
		NO.	YDS.	AVG.	RET.	YDS.	YDS.	AVG	TB	IN20	LG	BK	
09/13 at Texans	P	7	307	43.9	4	14	253	36.1	2	4	56	0	W 27-20
09/17 BRONCOS	P	4	210	52.5	0	0	210	52.5	0	1	58	0	L 24-31
09/28 at Packers	P	6	301	50.2	4	30	271	45.2	0	2	61	0	L 28-38
10/04 at Bengals	P	1	62	62.0	1	7	55	55.0	0	0	62	0	L 21-36
10/11 BEARS	P	7	331	47.3	3	20	291	41.6	1	4	55	0	L 17-18
10/18 at Vikings	P	6	250	41.7	2	14	236	39.3	0	3	55	0	L 10-16
10/25 STEELERS	P	3	164	54.7	1	2	162	54.0	0	0	57	0	W 23-13
11/01 LIONS	P	4	164	41.0	1	2	162	40.5	0	3	46	0	W 45-10
11/15 at Broncos	P	5	226	45.2	1	11	215	43.0	0	4	59	0	W 29-13
11/22 at Chargers	P	5	203	40.6	1	0	203	40.6	0	4	43	0	W 33-3
11/29 BILLS	P	3	117	39.0	1	5	112	37.3	0	0	41	0	W 30-22
12/06 at Raiders	P	5	250	50.0	3	21	229	45.8	0	2	55	0	W 34-20
12/13 CHARGERS	P	4	154	38.5	0	0	134	33.5	1	2	48	0	W 10-3
12/20 at Ravens	P	5	232	46.4	2	27	205	41.0	0	3	57	0	W 34-14
12/27 BROWNS	P	5	184	36.8	2	17	147	29.4	1	1	47	0	W 17-13
01/03 RAIDERS	P	5	178	35.6	0	0	178	35.6	0	4	41	0	W 23-17
2015 TOTALS	16	75	3,333	44.4	26	170	3,063	40.8	5	37	62	0	11-5

2016 GAME-BY-GAME REGULAR SEASON STATISTICS (CHIEFS)

OPPONENT		OPP					NET					W/L SCORE	
		NO.	YDS.	AVG.	RET.	YDS.	YDS.	AVG	TB	IN20	LG	BK	
09/11 CHARGERS	P	5	197	39.4	2	8	169	33.8	1	1	50	0	W 33-27+
2016 TOTALS	1	5	197	39.4	2	8	169	33.8	1	1	50	0	1-0

+ - Overtime

2006 GAME-BY-GAME PLAYOFF STATISTICS (CHIEFS)

OPPONENT		OPP					NET					W/L SCORE	
		NO.	YDS.	AVG.	RET.	YDS.	YDS.	AVG	TB	IN20	LG	BK	
01/06 at Colts	P	6	314	52.3	3	28	286	47.7	0	1	66	0	L 8-23
2006 TOTALS	1	6	314	52.3	3	28	286	47.7	0	1	66	0	0-1

2010 GAME-BY-GAME PLAYOFF STATISTICS (CHIEFS)


OPPONENT		OPP					NET					W/L SCORE	
		NO.	YDS.	AVG.	RET.	YDS.	YDS.	AVG	TB	IN20	LG	BK	
01/09 RAVENS	P	3	153	51.0	0	0	113	37.7	2	1	54	0	L 7-30
2010 TOTALS	1	3	153	51.0	0	0	113	37.7	2	1	54	0	0-1

2013 GAME-BY-GAME PLAYOFF STATISTICS (CHIEFS)


OPPONENT		OPP					NET					W/L SCORE	
		NO.	YDS.	AVG.	RET.	YDS.	YDS.	AVG	TB	IN20	LG	BK	
01/04 at Colts	P	2	78	39.0	0	0	78	39.0	0	1	47	0	L 44-45
2013 TOTALS	1	2	78	39.0	0	0	78	39.0	0	1	47	0	0-1

2015 GAME-BY-GAME PLAYOFF STATISTICS (CHIEFS)

OPPONENT			OPP					NET					W/L SCORE		
			NO.	YDS.	AVG.	RET.	YDS.	YDS.	AVG	TB	IN20	LG			BK
01/09	at Texans	P	4	181	45.3	0	0	181	45.3	0	3	56	0	W	30-0
01/16	at Patriots	P	3	107	35.7	1	22	85	28.3	0	2	42	0	L	20-27
2015 TOTALS			2	7	288	41.1	1	22	266	38.0	0	5	56	0	1-1



CHRIS CONLEY
 WIDE RECEIVER


17

6-3 • 205 • Born: 10/25/92
 Dallas, Ga. • NFL Exp: Second Season (2nd with Chiefs)
 GP/GS (Playoffs) 17/6 (2/0)
 D3a-15 • Georgia

- Wide receiver enters his second NFL season in Kansas City in 2016.

Houston in the AFC Wild Card game.

- In his first career postseason game, he caught a nine yard pass from Alex Smith for a touchdown against

Transactions:

Entered the NFL as the first of two third-round picks (76th overall) in the 2015 NFL Draft.

COLLEGE

Appeared in 49 games (23 starts), recording 117 receptions for 1,938 yards (16.6 avg.) and 20 TDs ... Recorded five 100-yard receiving games in college career ... Named SEC Scholar Athlete of the Year in 2014 ... Led his team in receiving yards in 2013 and 2014 ... Set a Georgia bowl record 87-yard TD catch in the Capital One Bowl vs. Nebraska

PERSONAL

- Attended North Paulding High School in Dallas, Ga.
- Graduated high school in December to enroll early at Georgia.
- Named to the *SuperPrep* All-Dixie team and *PrepStar* All-Southeast Region team.
- Tallied 61 receptions for 1,021 yards and 15 touchdowns during senior season and 81 passes for 848 yards and six touchdowns as a junior.
- Totaled 45 tackles on defense as a safety.
- Ranked the No. 45 wide receiver in the nation and No. 29 prospect (all positions) in Georgia by Rivals.com.

CHRIS CONLEY - NFL REGULAR SEASON STATISTICS

TEAM	GP	GS	RUSHING					RECEIVING				
			NO.	YDS.	AVG.	LG	TD	NO.	YDS	AVG	LG	TD
2015 Chiefs	16	5	0	0	0.0	0	0	17	199	11.7	44	1
2016* Chiefs	1	1	0	0	0.0	0	0	4	43	10.8	13	0
NFL TOTALS	17	6	0	0	0.0	0	0	21	242	11.5	44	1

CHRIS CONLEY - NFL PLAYOFF STATISTICS

TEAM			RUSHING					RECEIVING				
	GP	GS	NO.	YDS.	AVG.	LG	TD	NO.	YDS	AVG	LG	TD
2015 Chiefs	2	0	0	0	0.0	0	0	6	42	7.0	16	1
NFL TOTALS	2	0	0	0	0.0	0	0	6	42	7.0	16	1

CHRIS CONLEY - NFL REGULAR SEASON RETURN STATISTICS

TEAM	KICKOFF RETURNS					PUNT RETURNS					
	RET.	YDS.	AVG.	LG	TD	NO.	FC	YDS	AVG	LG	TD
2015 Chiefs	1	14	14.0	14	0	0	0	0	0.0	0	0
2016 Chiefs	0	0	0.0	0	0	0	0	0	0.0	0	0
NFL TOTALS	1	14	14.0	14	0	0	0	0	0.0	0	0

CHRIS CONLEY - NFL PLAYOFF RETURN STATISTICS

TEAM	KICKOFF RETURNS					PUNT RETURNS					
	RET.	YDS.	AVG.	LG	TD	NO.	FC	YDS	AVG	LG	TD
2015 Chiefs	0	0	0.0	0	0	0	0	0	0.0	0	0
NFL TOTALS	0	0	0.0	0	0	0	0	0	0.0	0	0

SINGLE-GAME HIGHS

Receptions	6	vs.	Pittsburgh Steelers, Oct 25, 2015
	4	vs.	San Diego Chargers, Sep 11, 2016
	3	at	Minnesota Vikings, Oct 18, 2015
	2	vs.	Oakland Raiders, Jan 03, 2016
	2	at	Cincinnati Bengals, Oct 04, 2015
Receiving Yards	63	vs.	Pittsburgh Steelers, Oct 25, 2015
	53	at	Cincinnati Bengals, Oct 04, 2015
	43	vs.	San Diego Chargers, Sep 11, 2016
	22	vs.	Oakland Raiders, Jan 03, 2016
	17	at	San Diego Chargers, Nov 22, 2015
Longest Receptions	44	at	Cincinnati Bengals, Oct 04, 2015
	25	vs.	Pittsburgh Steelers, Oct 25, 2015
	17	at	San Diego Chargers, Nov 22, 2015
	16	vs.	Oakland Raiders, Jan 03, 2016
	16	at	Green Bay Packers, Sep 28, 2015
Receiving TDs	1	vs.	Pittsburgh Steelers, Oct 25, 2015
All-purpose yards	63	vs.	Pittsburgh Steelers, Oct 25, 2015
	53	at	Cincinnati Bengals, Oct 04, 2015
	43	vs.	San Diego Chargers, Sep 11, 2016
	36	vs.	Oakland Raiders, Jan 03, 2016
	17	at	San Diego Chargers, Nov 22, 2015
Kickoff Returns	1	vs.	Oakland Raiders, Jan 03, 2016
Kickoff Return Yards	14	vs.	Oakland Raiders, Jan 03, 2016
Longest Kickoff Return	14	vs.	Oakland Raiders, Jan 03, 2016
Special Team Tackles	2	at	Baltimore Ravens, Dec 20, 2015
	1	vs.	Cleveland Browns, Dec 27, 2015
	1	at	Oakland Raiders, Dec 06, 2015
Most TDs	1	vs.	Pittsburgh Steelers, Oct 25, 2015

SINGLE-GAME HIGHS - POST SEASON

Receptions	5	at	New England Patriots, Jan 16, 2016
	1	at	Houston Texans, Jan 09, 2016
Receiving Yards	33	at	New England Patriots, Jan 16, 2016
	9	at	Houston Texans, Jan 09, 2016
Longest Receptions	16	at	New England Patriots, Jan 16, 2016
	10	at	New England Patriots, Jan 16, 2016
	9	at	Houston Texans, Jan 09, 2016
	5	at	New England Patriots, Jan 16, 2016
	2	at	New England Patriots, Jan 16, 2016
Receiving TDs	1	at	Houston Texans, Jan 09, 2016
All-purpose yards	33	at	New England Patriots, Jan 16, 2016
	9	at	Houston Texans, Jan 09, 2016
Most TDs	1	at	Houston Texans, Jan 09, 2016

2015 GAME-BY-GAME REGULAR SEASON STATISTICS (CHIEFS)

	OPPONENT	P/S	RECEIVING				RUSHING				W/L	SCORE
			NO	YDS	LG	TD	ATT	YDS	LG	TD		
09/13	at Texans	P	0	0	0	0	0	0	0	0	W	27-20
09/17	BRONCOS	P	0	0	0	0	0	0	0	0	L	24-31
09/28	at Packers	P	1	16	16	0	0	0	0	0	L	28-38
10/04	at Bengals	S	2	53	44	0	0	0	0	0	L	21-36
10/11	BEARS	S	1	6	6	0	0	0	0	0	L	17-18
10/18	at Vikings	P	3	16	8	0	0	0	0	0	L	10-16
10/25	STEELERS	S	6	63	25	1	0	0	0	0	W	23-13
11/01	LIONS	P	1	6	6	0	0	0	0	0	W	45-10
11/15	at Broncos	P	0	0	0	0	0	0	0	0	W	29-13
11/22	at Chargers	P	1	17	17	0	0	0	0	0	W	33-3
11/29	BILLS	P	0	0	0	0	0	0	0	0	W	30-22
12/06	at Raiders	P	0	0	0	0	0	0	0	0	W	34-20
12/13	CHARGERS	S	0	0	0	0	0	0	0	0	W	10-3
12/20	at Ravens	P	0	0	0	0	0	0	0	0	W	34-14
12/27	BROWNS	S	0	0	0	0	0	0	0	0	W	17-13
01/03	RAIDERS	P	2	22	16	0	0	0	0	0	W	23-17
2015 TOTALS			16-5	17	199	44	1	0	0	0	0	11-5

2016 GAME-BY-GAME REGULAR SEASON STATISTICS (CHIEFS)

	OPPONENT	P/S	RECEIVING				RUSHING				W/L	SCORE
			NO	YDS	LG	TD	ATT	YDS	LG	TD		
09/11	CHARGERS	S	4	43	13	0	0	0	0	0	W	33-27+
2016 TOTALS			1-1	4	43	13	0	0	0	0	1-0	

+ - Overtime

2015 GAME-BY-GAME PLAYOFF STATISTICS (CHIEFS)

	OPPONENT	P/S	RECEIVING				RUSHING				W/L	SCORE
			NO	YDS	LG	TD	ATT	YDS	LG	TD		
01/09	at Texans	P	1	9	9t	1	0	0	0	0	W	30-0
01/16	at Patriots	P	5	33	16	0	0	0	0	0	L	20-27
2015 TOTALS			2-0	6	42	16	1	0	0	0	1-1	



KENNY COOK
WIDE RECEIVER



6

6-4 • 218 • Born: 05/20/92
Cross Hill, S.C. • NFL Exp: Second Season (2nd with Chiefs)
GP/GS (Playoffs) 0/0 (0/0)
FA-16 • Gardner-Webb

• Receiver enters the NFL as a college free agent signed by the Chiefs on May 11, 2015.

Transactions:

Waived/injured by Kansas City (6/16/16) ... Signed by Kansas City (1/5/16) ... Released by the Chiefs (10/28/15) ... Signed to the Chiefs practice squad (10/24/15) ...

Released by the Chiefs (10/19/15) ... Signed to Kansas City's practice squad (10/1/15) ... Released by Kansas City (8/30/15) ... Signed with Kansas City as a college free agent (5/11/15).

COLLEGE

Started all 33 games in three-year career at Gardner-Webb, while logging 188 receptions for 2,432 yards (12.9 avg.) and 21 touchdowns ... Recorded 10 career 100-yard receiving games for the Runnin' Bulldogs ... Three-time All-Big South performer ... Named a 2013 FCS All-American ... School-record 5.7 receptions per game ... Caught 12 passes for a school and Big South-record 251 yards and two scores at VMI (10/18).

PERSONAL

- Played one season (2011) at Garden City (Kan.) Junior College, where he earned honorable mention All-Kansas Jayhawk Conference honors at receiver.
- Two-sport athlete in football and basketball at Clinton (S.C.) High School.
- Led school to a 12-3 record and the 2009 Class 3A State Football Championship.
- Totaled 29 receptions for 597 yards and two touchdowns as a senior in 2009.
- Totaled 17 interceptions as a defensive back in his final two years at Clinton.
- Averaged 18 points and 15 rebounds in basketball as a senior.

KENNY COOK - NFL REGULAR SEASON STATISTICS

TEAM			RUSHING					RECEIVING				
	GP	GS	NO.	YDS.	AVG.	LG	TD	NO.	YDS	AVG	LG	TD
2015 Chiefs	0	0	0	0	0.0	0	0	0	0	0.0	0	0
2016* Chiefs	0	0	0	0	0.0	0	0	0	0	0.0	0	0
NFL TOTALS	0	0	0	0	0.0	0	0	0	0	0.0	0	0

KENNY COOK - NFL REGULAR SEASON RETURN STATISTICS

TEAM	KICKOFF RETURNS					PUNT RETURNS					
	RET.	YDS.	AVG.	LG	TD	NO.	FC	YDS	AVG	LG	TD
2015 Chiefs	0	0	0.0	0	0	0	0	0	0.0	0	0
2016 Chiefs	0	0	0.0	0	0	0	0	0	0.0	0	0
NFL TOTALS	0	0	0.0	0	0	0	0	0	0.0	0	0

2015 GAME-BY-GAME REGULAR SEASON STATISTICS (CHIEFS)

	OPPONENT	P/S	RECEIVING				RUSHING				W/L	SCORE
			NO	YDS	LG	TD	ATT	YDS	LG	TD		
09/13	at Texans					NOT ON ROSTER					W	27-20
09/17	BRONCOS					NOT ON ROSTER					L	24-31
09/28	at Packers					NOT ON ROSTER					L	28-38
10/04	at Bengals					PRACTICE SQUAD					L	21-36
10/11	BEARS					PRACTICE SQUAD					L	17-18
10/18	at Vikings					PRACTICE SQUAD					L	10-16
10/25	STEELERS					PRACTICE SQUAD					W	23-13
11/01	LIONS					NOT ON ROSTER					W	45-10
11/15	at Broncos					NOT ON ROSTER					W	29-13
11/22	at Chargers					NOT ON ROSTER					W	33-3
11/29	BILLS					NOT ON ROSTER					W	30-22
12/06	at Raiders					NOT ON ROSTER					W	34-20
12/13	CHARGERS					NOT ON ROSTER					W	10-3
12/20	at Ravens					NOT ON ROSTER					W	34-14
12/27	BROWNS					NOT ON ROSTER					W	17-13
01/03	RAIDERS					NOT ON ROSTER					W	23-17
2015 TOTALS		0-0	0	0	0	0	0	0	0	0	11-5	

2016 GAME-BY-GAME REGULAR SEASON STATISTICS (CHIEFS)

	OPPONENT	P/S	RECEIVING				RUSHING				W/L	SCORE
			NO	YDS	LG	TD	ATT	YDS	LG	TD		
09/11	CHARGERS					INJURED RESERVE					W	33-27+
2016 TOTALS		0-0	0	0	0	0	0	0	0	0	1-0	



**KNILE
DAVIS**
RUNNING BACK



34

5-10 • 227 • Born: 10/05/91
Missouri City, Texas • NFL Exp: Fourth Season (4th with Chiefs)
GP/GS (Playoffs) 47/2 (3/0)
D3b-13 • Arkansas

- Fourth-year running back enters his fourth NFL season in 2016.
- Drafted by the Chiefs with the second of two picks in the third round (96th overall) of the 2013 NFL Draft.
- Saw his first NFL action at Jacksonville (9/8/13) and made his first NFL start at San Diego (12/29/13).
- Played in all 16 games as a rookie, making one start. Also saw extensive action in his first postseason contest as he filled in for an injured RB Jamaal Charles in an AFC Wild Card matchup.
- Posted two touchdowns (one rushing, one receiving) in the club's AFC Wild Card Game at Indianapolis (1/4/14), tying a franchise record for most touchdowns in a postseason contest. He became the sixth Chiefs player to

accomplish the feat.

- Returned the opening kickoff 106 yards in the AFC Wild Card game at Houston, marking the longest kickoff return in NFL AFC Wild Card postseason history and the second longest in overall NFL postseason history.
- Registered his first NFL score on a franchise-record 108-yard kickoff return vs. Denver (12/1/13). His 108-yard return is the second-longest kick return in NFL history.
- Recorded his first rushing touchdown on a 17-yard carry at Washington (12/8/13).

Transactions:

Signed with Kansas City as the second of two third-round draft picks (96th overall) in the 2013 NFL Draft (5/13/13).

COLLEGE

Appeared in 36 games (15 starts) at the University of Arkansas, rushing 349 times for 1,842 yards (5.3 avg.) with 19 touchdowns and caught 32 passes for 297 yards (9.3 avg.) with two touchdowns ... Played in 10 games (six starts) as a

senior in 2012, recording 112 carries for 377 yards (3.4 avg.) with two touchdowns and added 11 receptions for 157 yards (14.3 avg.) with one touchdown ... Missed his junior season in 2011 due to injury ... Played in all 13 games (eight starts) as a sophomore in 2010, recording 1,322 yards on 204 carries (6.5 avg.) with 13 touchdowns and 19 receptions for 136 yards (7.1 avg.) with one touchdown ... Appeared in all 13 games (one start) as a true freshman in 2009, carrying 33 times for 163 yards (4.9 avg.) with four touchdowns and adding two receptions for four yards ... Majored in sociology at Arkansas' Fulbright College of Arts and Sciences.

PERSONAL

Was considered the third-best running back prospect in the state of Texas upon concluding his prep career at Thurgood Marshall High School in Fort Mead, Texas, playing for Head Coach Darryl Phipps.

- Also competed for the track team in high school.
- Worked night shifts at Whataburger to earn money in high school.

KNILE DAVIS - NFL REGULAR SEASON STATISTICS

PATRICK MCELROY													
TEAM		GP	GS	RUSHING					RECEIVING				
				NO.	YDS.	AVG.	LG	TD	NO.	YDS	AVG	LG	TD
2013	Chiefs	16	1	70	242	3.5	20	4	11	75	6.8	17	0
2014	Chiefs	16	1	134	463	3.5	48	6	16	147	9.2	70t	1
2015	Chiefs	14	0	28	72	2.6	10	1	2	24	12.0	12	0
2016*	Chiefs	1	0	0	0	0.0	0	0	0	0	0.0	0	0
NFL TOTALS		47	2	232	777	3.3	48	11	29	246	8.5	70t	1

KNILE DAVIS - NFL PLAYOFF STATISTICS

TEAM	GP	GS	RUSHING					RECEIVING				
			NO.	YDS.	AVG.	LG	TD	NO.	YDS	AVG	LG	TD
2013 Chiefs	1	0	18	67	3.7	13	1	7	33	4.7	13	1
2015 Chiefs	2	0	10	42	4.2	11	0	2	13	6.5	9	0
NFL TOTALS	3	0	28	109	3.9	13	1	9	46	5.1	13	1

KNILE DAVIS - NFL REGULAR SEASON RETURN STATISTICS

KICKOFF RETURNS												PUNT RETURNS					
TEAM	RET.	YDS.	AVG.	LG	TD	NO.	FC	YDS	AVG	LG	TD						
2013 Chiefs	10	321	32.1	108t	1	0	0	0	0.0	0	0						
2014 Chiefs	29	829	28.6	99t	1	0	0	0	0.0	0	0						
2015 Chiefs	24	603	25.1	54	0	0	0	0	0.0	0	0						
2016 Chiefs	0	0	0.0	0	0	0	0	0	0.0	0	0						
NFL TOTALS	63	1,753	27.8	108t	2	0	0	0	0.0	0	0						

KNILE DAVIS - NFL PLAYOFF RETURN STATISTICS

KICKOFF RETURNS											
TEAM	KICKOFF RETURNS					PUNT RETURNS					
	RET.	YDS.	AVG.	LG	TD	NO.	FC	YDS	AVG	LG	TD
2013 Chiefs	0	0	0.0	0	0	0	0	0	0.0	0	0
2015 Chiefs	4	196	49.0	106t	1	0	0	0	0.0	0	0
NFL TOTALS	4	196	49.0	106t	1	0	0	0	0.0	0	0

SINGLE-GAME HIGHS

Rush Attempts	32	at	Miami Dolphins, Sep 21, 2014
	27	at	San Diego Chargers, Dec 29, 2013
	22	at	Denver Broncos, Sep 14, 2014
	16	vs.	Los Angeles Rams, Oct 26, 2014
	16	vs.	New England Patriots, Sep 29, 2014
Rushing Yards	132	at	Miami Dolphins, Sep 21, 2014
	107	vs.	New England Patriots, Sep 29, 2014
	81	at	San Diego Chargers, Dec 29, 2013
	79	at	Denver Broncos, Sep 14, 2014
	49	vs.	Los Angeles Rams, Oct 26, 2014
Longest Runs	48	vs.	New England Patriots, Sep 29, 2014
	25	at	Denver Broncos, Sep 14, 2014
	21t	at	Miami Dolphins, Sep 21, 2014
	20	vs.	Denver Broncos, Dec 01, 2013
	19	at	Denver Broncos, Sep 14, 2014
Rushing TDs	2	at	Denver Broncos, Sep 14, 2014
	2	at	San Diego Chargers, Dec 29, 2013
	1	vs.	Denver Broncos, Sep 17, 2015
	1	vs.	Oakland Raiders, Dec 14, 2014
	...5 more at 1.		
Receptions	6	at	Denver Broncos, Sep 14, 2014
	3	at	Arizona Cardinals, Dec 07, 2014
	2	at	San Diego Chargers, Dec 29, 2013
	2	at	Oakland Raiders, Dec 15, 2013
	2	vs.	Denver Broncos, Dec 01, 2013
Receiving Yards	70	vs.	Oakland Raiders, Dec 14, 2014
	26	at	Denver Broncos, Sep 14, 2014
	18	vs.	Denver Broncos, Dec 01, 2013
	17	at	Washington Redskins, Dec 08, 2013
	12	at	Minnesota Vikings, Oct 18, 2015
	...3 more at 12.		
Longest Receptions	70t	vs.	Oakland Raiders, Dec 14, 2014
	17	at	Washington Redskins, Dec 08, 2013
	13	vs.	Denver Broncos, Dec 01, 2013
	12	at	Minnesota Vikings, Oct 18, 2015
	12	at	Houston Texans, Sep 13, 2015
	...2 more at 12.		
Receiving TDs	1	vs.	Oakland Raiders, Dec 14, 2014
All-purpose yards	168	vs.	Denver Broncos, Dec 01, 2013
	155	vs.	New England Patriots, Sep 29, 2014
	148	vs.	Los Angeles Rams, Oct 26, 2014
	132	at	Miami Dolphins, Sep 21, 2014
	125	at	San Francisco 49ers, Oct 05, 2014
Kickoff Returns	5	at	San Francisco 49ers, Oct 05, 2014
	4	vs.	Cleveland Browns, Dec 27, 2015
	4	vs.	Buffalo Bills, Nov 29, 2015
	4	at	Cincinnati Bengals, Oct 04, 2015
	3	at	Green Bay Packers, Sep 28, 2015
	...4 more at 3.		
Kickoff Return Yards	130	vs.	Denver Broncos, Dec 01, 2013
	119	at	San Francisco 49ers, Oct 05, 2014
	106	vs.	Buffalo Bills, Nov 29, 2015
	99	vs.	Los Angeles Rams, Oct 26, 2014
	95	at	Green Bay Packers, Sep 28, 2015
Longest Kickoff Return	108t	vs.	Denver Broncos, Dec 01, 2013
	99t	vs.	Los Angeles Rams, Oct 26, 2014
	54	at	Green Bay Packers, Sep 28, 2015
	50	vs.	Detroit Lions, Nov 01, 2015
	48	vs.	Indianapolis Colts, Dec 22, 2013
Kickoff Return TDs	1	vs.	Los Angeles Rams, Oct 26, 2014
	1	vs.	Denver Broncos, Dec 01, 2013
Special Team Tackles	1	at	Washington Redskins, Dec 08, 2013
Most TDs	2	vs.	Oakland Raiders, Dec 14, 2014
	2	vs.	Los Angeles Rams, Oct 26, 2014
	2	at	Denver Broncos, Sep 14, 2014
	...1 more at 2.		
TD Runs	2	at	Denver Broncos, Sep 14, 2014
	2	at	San Diego Chargers, Dec 29, 2013
	1	vs.	Denver Broncos, Sep 17, 2015
	1	vs.	Oakland Raiders, Dec 14, 2014
	...5 more at 1.		

SINGLE-GAME HIGHS - POST SEASON

Rush Attempts	18	at	Indianapolis Colts, Jan 04, 2014
	6	at	New England Patriots, Jan 16, 2016
	4	at	Houston Texans, Jan 09, 2016
Rushing Yards	67	at	Indianapolis Colts, Jan 04, 2014
	30	at	New England Patriots, Jan 16, 2016
	12	at	Houston Texans, Jan 09, 2016
Longest Runs	13	at	Indianapolis Colts, Jan 04, 2014
	11	at	New England Patriots, Jan 16, 2016
	7	at	Indianapolis Colts, Jan 04, 2014
	6	at	New England Patriots, Jan 16, 2016
	6	at	Indianapolis Colts, Jan 04, 2014
Rushing TDs	1	at	Indianapolis Colts, Jan 04, 2014
Receptions	7	at	Indianapolis Colts, Jan 04, 2014
	2	at	New England Patriots, Jan 16, 2016
Receiving Yards	33	at	Indianapolis Colts, Jan 04, 2014
	13	at	New England Patriots, Jan 16, 2016
Longest Receptions	13	at	Indianapolis Colts, Jan 04, 2014
	10t	at	Indianapolis Colts, Jan 04, 2014
	9	at	New England Patriots, Jan 16, 2016
	4	at	New England Patriots, Jan 16, 2016
	4	at	Indianapolis Colts, Jan 04, 2014
Receiving TDs	1	at	Indianapolis Colts, Jan 04, 2014
All-purpose yards	133	at	New England Patriots, Jan 16, 2016
	118	at	Houston Texans, Jan 09, 2016
	100	at	Indianapolis Colts, Jan 04, 2014
Kickoff Returns	3	at	New England Patriots, Jan 16, 2016
	1	at	Houston Texans, Jan 09, 2016
Kickoff Return Yards	106	at	Houston Texans, Jan 09, 2016
	90	at	New England Patriots, Jan 16, 2016
Longest Kickoff Return	106t	at	Houston Texans, Jan 09, 2016
	34	at	New England Patriots, Jan 16, 2016
	33	at	New England Patriots, Jan 16, 2016
	23	at	New England Patriots, Jan 16, 2016
Kickoff Return TDs	1	at	Houston Texans, Jan 09, 2016
Most TDs	2	at	Indianapolis Colts, Jan 04, 2014
	1	at	Houston Texans, Jan 09, 2016
TD Runs	1	at	Indianapolis Colts, Jan 04, 2014

100-YARD RUSHING GAMES (2)

DATE	TEAM	ATT.	YDS.	AVG.	LG	TD
09/21/14	at Dolphins	32	132	4.1	21t	1
09/29/14	PATRIOTS	16	107	6.7	48	0

2013 GAME-BY-GAME REGULAR SEASON STATISTICS (CHIEFS)

	OPPONENT	P/S	RECEIVING				RUSHING				W/L	SCORE
			NO	YDS	LG	TD	ATT	YDS	LG	TD		
09/08	at Jaguars	P	1	5	5	0	4	12	4	0	W	28-2
09/15	COWBOYS	P	0	0	0	0	0	0	0	0	W	17-16
09/19	at Eagles	P	0	0	0	0	6	25	12	0	W	26-16
09/29	GIANTS	P	0	0	0	0	1	2	2	0	W	31-7
10/06	at Titans	P	0	0	0	0	1	2	2	0	W	26-17
10/13	RAIDERS	P	1	-1	-1	0	0	0	0	0	W	24-7
10/20	TEXANS	P	0	0	0	0	2	5	3	0	W	17-16
10/27	BROWNS	P	1	12	12	0	3	13	9	0	W	23-17
11/03	at Bills	P	0	0	0	0	0	0	0	0	W	23-13
11/17	at Broncos	P	1	11	11	0	3	13	7	0	L	17-27
11/24	CHARGERS	P	0	0	0	0	1	3	3	0	L	38-41
12/01	BRONCOS	P	2	18	13	0	1	20	20	0	L	28-35
12/08	at Redskins	P	1	17	17	0	11	30	17t	1	W	45-10
12/15	at Raiders	P	2	8	10	0	9	34	17t	1	W	56-31
12/22	COLTS	P	0	0	0	0	1	2	2	0	L	7-23
12/29	at Chargers	S	2	5	6	0	27	81	18	2	L	24-27+
2013 TOTALS			16-1	11	75	17	0	70	242	20	4	11-5

+ - Overtime

2014 GAME-BY-GAME REGULAR SEASON STATISTICS (CHIEFS)

	OPPONENT	P/S	RECEIVING				RUSHING				W/L	SCORE
			NO	YDS	LG	TD	ATT	YDS	LG	TD		
09/07	TITANS	P	1	3	3	0	1	3	3	0	L	10-26
09/14	at Broncos	P	6	26	11	0	22	79	25	2	L	17-24
09/21	at Dolphins	S	0	0	0	0	32	132	21t	1	W	34-15
09/29	PATRIOTS	P	1	12	12	0	16	107	48	0	W	41-14
10/05	at 49ers	P	0	0	0	0	2	6	3	0	L	17-22
10/19	at Chargers	P	1	11	11	0	10	25	12	0	W	23-20
10/26	RAMS	P	0	0	0	0	16	49	15	1	W	34-7
11/02	JETS	P	0	0	0	0	3	9	4	0	W	24-10
11/09	at Bills	P	1	5	5	0	4	1	4	0	W	17-13
11/16	SEAHAWKS	P	1	8	8	0	5	10	4t	1	W	24-20
11/20	at Raiders	P	0	0	0	0	2	2	3	0	L	20-24
11/30	BRONCOS	P	0	0	0	0	0	0	0	0	L	16-29
12/07	at Cardinals	P	3	3	8	0	1	4	4	0	L	14-17
12/14	RAIDERS	P	1	70	70t	1	9	11	3t	1	W	31-13
12/21	at Steelers	P	1	9	9	0	2	2	1	0	L	12-20
12/28	CHARGERS	P	0	0	0	0	9	23	11	0	W	19-7
2014 TOTALS			16-1	16	147	70t	1	134	463	48	6	9-7

2015 GAME-BY-GAME REGULAR SEASON STATISTICS (CHIEFS)

	OPPONENT	P/S	RECEIVING				RUSHING				W/L	SCORE
			NO	YDS	LG	TD	ATT	YDS	LG	TD		
09/13	at Texans	P	1	12	12	0	6	16	10	0	W	27-20
09/17	BRONCOS	P	0	0	0	0	3	9	8t	1	L	24-31
09/28	at Packers	P	0	0	0	0	0	0	0	0	L	28-38
10/04	at Bengals	P	0	0	0	0	0	0	0	0	L	21-36
10/11	BEARS	P	0	0	0	0	2	2	4	0	L	17-18
10/18	at Vikings	P	1	12	12	0	5	13	8	0	L	10-16
10/25	STEELERS	P	0	0	0	0	1	2	2	0	W	23-13
11/01	LIONS	P	0	0	0	0	4	9	5	0	W	45-10
11/15	at Broncos		INACTIVE								W	29-13
11/22	at Chargers		INACTIVE								W	33-3
11/29	BILLS	P	0	0	0	0	1	1	1	0	W	30-22
12/06	at Raiders	P	0	0	0	0	0	0	0	0	W	34-20
12/13	CHARGERS	P	0	0	0	0	1	6	6	0	W	10-3
12/20	at Ravens	P	0	0	0	0	5	14	6	0	W	34-14
12/27	BROWNS	P	0	0	0	0	0	0	0	0	W	17-13
01/03	RAIDERS	P	0	0	0	0	0	0	0	0	W	23-17
2015 TOTALS		14-0	2	24	12	0	28	72	10	1	11-5	

2016 GAME-BY-GAME REGULAR SEASON STATISTICS (CHIEFS)

	OPPONENT	P/S	RECEIVING				RUSHING				W/L	SCORE
			NO	YDS	LG	TD	ATT	YDS	LG	TD		
09/11	CHARGERS	P	0	0	0	0	0	0	0	0	W	33-27+
2016 TOTALS		1-0	0	0	0	0	0	0	0	0	1-0	

+ - Overtime

2013 GAME-BY-GAME PLAYOFF STATISTICS (CHIEFS)

	OPPONENT	P/S	RECEIVING				RUSHING				W/L	SCORE
			NO	YDS	LG	TD	ATT	YDS	LG	TD		
01/04	at Colts	P	7	33	13	1	18	67	13	1	L	44-45
2013 TOTALS		1-0	7	33	13	1	18	67	13	1	0-1	

2015 GAME-BY-GAME PLAYOFF STATISTICS (CHIEFS)

	OPPONENT	P/S	RECEIVING				RUSHING				W/L	SCORE
			NO	YDS	LG	TD	ATT	YDS	LG	TD		
01/09	at Texans	P	0	0	0	0	4	12	5	0	W	30-0
01/16	at Patriots	P	2	13	9	0	6	30	11	0	L	20-27
2015 TOTALS		2-0	2	13	9	0	10	42	11	0	1-1	



JORDAN DEVEY
DEFENSIVE TACKLE



77

6-6 • 320 • Born: 01/11/88
American Fork , UT • NFL Exp: Fourth Season (1st with Chiefs)
GP/GS (Playoffs) 22/13 (0/0)
FA-16 • Memphis

• Third-year guard comes to Kansas City for his first

season with the Chiefs in 2016.

- Played in 15 games (nine starts) in 2015 for the San Francisco 49ers.
- Part of an offensive line group that helped the team rush for 230 total yards vs. Minnesota (9/14/15), the most in franchise history during a season opening game.
- Saw action in seven games (four starts) with the New England Patriots.
- Made his NFL debut and first start at right guard in the 2014 season opener for New England at Miami (9/7).
- Made his first career start at left guard vs. NYJ (10/16).

Transactions:

Signed to Kansas City's practice squad (9/6/16) ... Released by the Chiefs (9/4/16) ... Claimed off waivers by the Chiefs from San Francisco (5/9/16) ... Released from San Francisco (5/6/16)... Resigned with the 49ers (4/4/16)... Traded to the San Francisco 49ers (8/18/15) ... Signed to the New England Patriots on (1/20/14)... Signed to the New England Patriots practice squad (9/3/13) ... Released by Baltimore (9/2/13) ... Signed to the Baltimore practice squad (9/1/13) ... Released by Baltimore (8/30/13) ... Originally entered the NFL as an undrafted free agent with the Baltimore Ravens (5/3/13).

COLLEGE

Played two years at Memphis after transferring from Snow Junior College in Ephraim, Utah ... Started at left guard for the East team at the 2013 East-West Shrine game ... Was on the field for all 1,558 snaps during his two years at Memphis ... Named team MVP after his senior season in 2012 ... Named offensive player of the year in 2010 for Snow Junior College after walking on in 2009.

PERSONAL

- Attended American Fork (Utah) High School where he did not play football after suffering from Osgood-Schlatter Disease in junior high.
- Turned down music scholarships as a tuba player in order to serve a two-year church mission in Costa Rica.
- Born in American Fork, Utah.

JORDAN DEVEY - NFL REGULAR SEASON STATISTICS

TEAM	GPGS		TACKLES								INTERCEPTIONS					O. FUMB			ST		MISC	
			TK	S	A	TFL	YDS	SK	YDS	QBH	NO	YDS	LG	TD	PD	FF	FR	YDS	S	A	S	A
2014 Patriots	7	4	0	0	0	0	0	0.0	0.0	0	0	0	0	0	0	0	0	0	0	0	1	0
2015 49ers	15	9	0	0	0	0	0	0.0	0.0	0	0	0	0	0	0	0	0	0	0	0	0	0
2016 Chiefs	0	0	0	0	0	0	0	0.0	0.0	0	0	0	0	0	0	0	0	0	0	0	0	0
NFL TOTALS	22	13	0	0	0	0	0	0.0	0.0	0	0	0	0	0	0	0	0	0	0	0.0	1	0.0

JORDAN DEVEY - NFL PLAYOFF STATISTICS

TEAM	GP	GS	TACKLES							INTERCEPTIONS						O. FUMB			ST		MISC	
			TK	S	A	TFL	YDS	SK	YDS	QBH	NO	YDS	LG	TD	PD	FF	FR	YDS	S	A	S	A
2014 Patriots	0	0	0	0	0	0	0	0.0	0.0	0	0	0	0	0	0	0	0	0	0	0	0	0
NFL TOTALS	0	0	0	0	0	0	0	0.0	0.0	0	0	0	0	0	0	0	0	0	0	0.0	0	0.0

SINGLE-GAME HIGHS

Tackles

1 at Miami Dolphins, Sep 07, 2014

Miscellaneous Tackles

1 at Miami Dolphins, Sep 07, 2014

2014 GAME-BY-GAME REGULAR SEASON STATISTICS (PATRIOTS)

OPPONENT		TACKLES							INTERCEPTIONS						O. FUMB			ST		MISC		SCORE
		TK	S	A	SK	YDS	TFL	YDS	QBH	NO	YDS	LG	TD	PD	FF	FR	YDS	S	A	S	A	
09/07 at Dolphins	S	0	0	0	0.0	0.0	0	0	0	0	0	0	0	0	0	0	0	0	0	1	0	L 20-33
09/14 at Vikings	S	0	0	0	0.0	0.0	0	0	0	0	0	0	0	0	0	0	0	0	0	0	0	W 30-7
09/21 RAIDERS	S	0	0	0	0.0	0.0	0	0	0	0	0	0	0	0	0	0	0	0	0	0	0	W 16-9
09/29 at Chiefs										INACTIVE												L 14-41
10/05 BENGALS	P	0	0	0	0.0	0.0	0	0	0	0	0	0	0	0	0	0	0	0	0	0	0	W 43-17
10/12 at Bills	P	0	0	0	0.0	0.0	0	0	0	0	0	0	0	0	0	0	0	0	0	0	0	W 37-22
10/16 JETS	S	0	0	0	0.0	0.0	0	0	0	0	0	0	0	0	0	0	0	0	0	0	0	W 27-25
10/26 BEARS										INACTIVE												W 51-23
11/02 BRONCOS										INACTIVE												W 43-21
11/16 at Colts										INACTIVE												W 42-20
11/23 LIONS										INACTIVE												W 34-9
11/30 at Packers										INACTIVE												L 21-26
12/07 at Chargers										INACTIVE												W 23-14
12/14 DOLPHINS										INACTIVE												W 41-13
12/21 at Jets										INACTIVE												W 17-16
12/28 BILLS	P	0	0	0	0.0	0.0	0	0	0	0	0	0	0	0	0	0	0	0	0	0	0	L 9-17
2014 TOTALS	7-4	0	0	0	0	0.0	0	0	0	0	0	0	0	0	0	0	0	0	0	1	0	12-4

2015 GAME-BY-GAME REGULAR SEASON STATISTICS (49ERS)

OPPONENT		TACKLES							INTERCEPTIONS						O. FUMB			ST		MISC		SCORE
		TK	S	A	SK	YDS	TFL	YDS	QBH	NO	YDS	LG	TD	PD	FF	FR	YDS	S	A	S	A	
09/14 VIKINGS	S	0	0	0	0.0	0.0	0	0	0	0	0	0	0	0	0	0	0	0	0	0	0	W 20-3
09/20 at Steelers	S	0	0	0	0.0	0.0	0	0	0	0	0	0	0	0	0	0	0	0	0	0	0	L 18-43
09/27 at Cardinals	S	0	0	0	0.0	0.0	0	0	0	0	0	0	0	0	0	0	0	0	0	0	0	L 7-47
10/04 PACKERS	S	0	0	0	0.0	0.0	0	0	0	0	0	0	0	0	0	0	0	0	0	0	0	L 3-17
10/11 at Giants	S	0	0	0	0.0	0.0	0	0	0	0	0	0	0	0	0	0	0	0	0	0	0	L 27-30
10/18 RAVENS	S	0	0	0	0.0	0.0	0	0	0	0	0	0	0	0	0	0	0	0	0	0	0	W 25-20
10/22 SEAHAWKS	S	0	0	0	0.0	0.0	0	0	0	0	0	0	0	0	0	0	0	0	0	0	0	L 3-20
11/01 at Rams	S	0	0	0	0.0	0.0	0	0	0	0	0	0	0	0	0	0	0	0	0	0	0	L 6-27
11/08 FALCONS	S	0	0	0	0.0	0.0	0	0	0	0	0	0	0	0	0	0	0	0	0	0	0	W 17-16
11/22 at Seahawks	P	0	0	0	0.0	0.0	0	0	0	0	0	0	0	0	0	0	0	0	0	0	0	L 13-29
11/29 CARDINALS	P	0	0	0	0.0	0.0	0	0	0	0	0	0	0	0	0	0	0	0	0	0	0	L 13-19
12/06 at Bears	P	0	0	0	0.0	0.0	0	0	0	0	0	0	0	0	0	0	0	0	0	0	0	W 26-20+
12/13 at Browns	P	0	0	0	0.0	0.0	0	0	0	0	0	0	0	0	0	0	0	0	0	0	0	L 10-24
12/20 BENGALS										INACTIVE												L 14-24
12/27 at Lions	P	0	0	0	0.0	0.0	0	0	0	0	0	0	0	0	0	0	0	0	0	0	0	L 17-32
01/03 RAMS	P	0	0	0	0.0	0.0	0	0	0	0	0	0	0	0	0	0	0	0	0	0	0	W 19-16+
2015 TOTALS	15-9	0	0	0	0	0.0	0	0	0	0	0	0	0	0	0	0	0	0	0	0	0	5-11


+ - Overtime

2016 GAME-BY-GAME REGULAR SEASON STATISTICS (CHIEFS)

OPPONENT		TACKLES							INTERCEPTIONS						O. FUMB			ST		MISC		SCORE
		TK	S	A	SK	YDS	TFL	YDS	QBH	NO	YDS	LG	TD	PD	FF	FR	YDS	S	A	S	A	
09/11 CHARGERS										PRACTICE SQUAD												W 33-27+
2016 TOTALS	0-0	0	0	0	0	0.0	0	0	0	0	0	0	0	0	0	0	0	0	0	0	0	1-0

2014 GAME-BY-GAME PLAYOFF STATISTICS (PATRIOTS)

2014 GAME BY GAME TOTALS (THRU 02/01)																						
OPPONENT	TACKLES								INTERCEPTIONS					O. FUMB			ST		MISC		SCORE	
	TK	S	A	SK	YDS	TFL	YDS	QBH	NO	YDS	LG	TD	PD	FF	FR	YDS	S	A	S	A		
01/10 RAVENS									INACTIVE													W 35-31
01/18 COLTS									INACTIVE													W 45-7
02/01 at Seahawks									INACTIVE													W 28-24
2014 TOTALS	0-0	0	0	0	0.0	0	0	0	0	0	0	0	0	0	0	0	0	0	0	0	3-0	



**LAURENT
DUVERNAY-TARDIF**
GUARD



76

6-5 • 321 • Born: 02/11/91
Montreal, Quebec • NFL Exp: Third Season (3rd with Chiefs)
GP/GS (Playoffs) 17/14 (1/1)
D6b-14 • McGill

- Third-year offensive lineman enters his third NFL season with Kansas City in 2016.
- Became just the second player out of McGill to be selected in the NFL Draft, joining DT Randy Chevrier who was selected in the seventh round (241st overall) by the Jacksonville Jaguars in the 2001 NFL Draft.
- Originally entered the NFL as the second of two sixth-

round draft picks (200th overall) by the Kansas City Chiefs in the 2014 NFL Draft.

Transactions:

Originally entered the NFL as the second of two sixth-round draft picks (200th overall) by the Kansas City Chiefs in the 2014 NFL Draft.

COLLEGE

Played in 32 games (29 starts) ... Played on the defensive line in 2010 ... Played on both the offensive and defensive lines as a sophomore and junior (2011-12) ... One of only two players selected to represent the CIS (Canadian Interuniversity Sport) at the East-West Shrine Game in 2014 ... Two-time All-Canadian tackle ... CIS Most Outstanding Lineman as a senior.

PERSONAL

- In his third year of medical school at the time of being drafted.
- Believed to be the first CIS player ever featured in Sports Illustrated (March 2014).
- Earned Academic All-American honors at McGill.
- First language is French.
- Native of St. Hilaire, Quebec and prepped at College Andre-Grasset in Montreal.

LAURENT DUVERNAY-TARDIF - NFL REGULAR SEASON STATISTICS

TEAM	GP	GS
2014 Chiefs	0	0
2015 Chiefs	16	13
2016 Chiefs	1	1
NFL TOTALS	17	14

LAURENT DUVERNAY-TARDIF - NFL PLAYOFF STATISTICS

TEAM	GP	GS
2015 Chiefs	1	1
NFL TOTALS	1	1

2014 GAME-BY-GAME REGULAR SEASON STATISTICS (CHIEFS)

OPPONENT	P/S		W/L	SCORE
09/07 TITANS		INACTIVE	L	10-26
09/14 at Broncos		INACTIVE	L	17-24
09/21 at Dolphins		INACTIVE	W	34-15
09/29 PATRIOTS		INACTIVE	W	41-14
10/05 at 49ers		INACTIVE	L	17-22
10/19 at Chargers		INACTIVE	W	23-20
10/26 RAMS		INACTIVE	W	34-7
11/02 JETS		INACTIVE	W	24-10
11/09 at Bills		INACTIVE	W	17-13
11/16 SEAHAWKS		INACTIVE	W	24-20
11/20 at Raiders		INACTIVE	L	20-24
11/30 BRONCOS		INACTIVE	L	16-29
12/07 at Cardinals		INACTIVE	L	14-17
12/14 RAIDERS		INACTIVE	W	31-13
12/21 at Steelers		INACTIVE	L	12-20
12/28 CHARGERS		INACTIVE	W	19-7
2014 TOTALS	0-0		9-7	

2015 GAME-BY-GAME REGULAR SEASON STATISTICS (CHIEFS)

OPPONENT	P/S		W/L	SCORE
09/13 at Texans	S		W	27-20
09/17 BRONCOS	S		L	24-31
09/28 at Packers	S		L	28-38
10/04 at Bengals	P		L	21-36
10/11 BEARS	P		L	17-18
10/18 at Vikings	P		L	10-16
10/25 STEELERS	S		W	23-13
11/01 LIONS	S		W	45-10
11/15 at Broncos	S		W	29-13
11/22 at Chargers	S		W	33-3
11/29 BILLS	S		W	30-22
12/06 at Raiders	S		W	34-20
12/13 CHARGERS	S		W	10-3
12/20 at Ravens	S		W	34-14
12/27 BROWNS	S		W	17-13
01/03 RAIDERS	S		W	23-17
2015 TOTALS	16-13		11-5	


2016 GAME-BY-GAME REGULAR SEASON STATISTICS (CHIEFS)

OPPONENT	P/S		W/L	SCORE
09/11 CHARGERS	S		W	33-27+
2016 TOTALS	1-1		1-0	


+ - Overtime

2015 GAME-BY-GAME PLAYOFF STATISTICS (CHIEFS)

OPPONENT	P/S		W/L	SCORE
01/09 at Texans	S		W	30-0
01/16 at Patriots		INACTIVE	L	20-27
2015 TOTALS	1-1		1-1	



**PARKER
EHINGER**
OFFENSIVE LINEMAN


79

6-6 • 310 • Born: 12/30/92
Rockford, Mich. • NFL Exp: First Season (1st with Chiefs)
GP/GS (Playoffs) 1/1 (0/0)
D4a-16 • Cincinnati

• Rookie offensive lineman joins the Chiefs as the club's fourth round pick (105th overall) in the 2016 NFL Draft.

Originally entered the NFL as the Chiefs fourth round (105th overall) pick of the 2016 NFL Draft.

Transactions:

COLLEGE

Appeared in 52 games (51 starts) ... During his senior year helped the Bearcats offense rank fifth nationally in total offense and fourth in passing offense ... Voted first team All-American Athletic Conference selection.

PERSONAL

- Attended Rockford High School in Rockford, Mich.
- Two-year starter on the offensive line.
- Earned Division 1-2 All-State honors in 2010.
- Named to the Detroit Free Press Dream Team as a senior.
- Additionally played tight end and competed in track and field, throwing the discus and shot put.
- Majored in criminal justice.

PARKER EHINGER - NFL REGULAR SEASON STATISTICS

TEAM	GP	GS
2016 Chiefs	1	1
NFL TOTALS	1	1

2016 GAME-BY-GAME REGULAR SEASON STATISTICS (CHIEFS)

OPPONENT	P/S		W/L	SCORE
09/11 CHARGERS	S		W	33-27+
2016 TOTALS	1-1		1-0	

+ - Overtime



ERIC FISHER TACKLE



6-7 • 315 • Born: 01/05/91
Rochester, Mich. • NFL Exp: Fourth Season (4th with Chiefs)
GP/GS (Playoffs) 47/44 (2/2)
D1-13 • Central Michigan

- Fourth-year offensive tackle has played in 47 games (44 starts) at both left and right tackle with the Chiefs.
- Joined the Chiefs as the club's first-round draft choice (first overall) in the 2013 NFL Draft.
- Was the first of five offensive tackles taken in the first round of the 2013 NFL Draft and the first of nine offensive linemen taken in the first round.
- Became the third player in team history to join the Chiefs from Central Michigan University, joining LB Frank Zombo (2013) and S Steve Bognanos (1976). He is the first Chippewa player to be drafted by Kansas City.
- Fisher is the second player the team has ever drafted with the first overall selection in either the AFL or NFL Draft. The Chiefs drafted Pro Football Hall of Fame DT Buck Buchanan out of Grambling State University with the first overall selection in the 1963 AFL Draft.
- With the selection of Fisher, it marked the fourth time an offensive lineman has been chosen first overall since

the advent of the common draft in 1967. The other three offensive linemen to have been chosen No. 1 during that span were also tackles - Pro Football Hall of Famer Ron Yary (1968), Orlando Pace (1997) and Jake Long (2008).

- Became the second player in Central Michigan history to be drafted in the first round, joining San Francisco 49ers Pro Bowl T Joe Staley (No. 28, 2007).

• First No. 1 overall selection from the MAC in conference history. The previous highest player drafted from the MAC was QB Byron Leftwich from Marshall at No. 7 overall in the 2003 NFL Draft to the Jacksonville Jaguars.

- Started his first NFL game at right tackle at Jacksonville (9/8/13).

Transactions:

Signed with Kansas City (7/26/13) ... Originally entered the NFL as the first overall selection in the 2013 with the Kansas City Chiefs.

COLLEGE

Played in 42 games (32 starts) at Central Michigan ... Started 26 at left offensive tackle, four at right tackle and two at right guard ... As a starter, he registered 341 knockdowns/key blocks, as he also produced 45 touchdown resulting blocks ... Started all 13 games at left offensive tackles as a senior in 2012 and was named the Chippewas' Offensive Upfront Player of the Year for the second-straight season ... With him leading the charge, the offensive line allowed just 15 sacks (-101.0 yards) and helped amass 5,122 yards in total offense, their best figure since the 2007 squad set the school record with 6,258 yards ... Started 10 games at left tackle as a junior in 2011 and was named Central Michigan's Offensive Upfront Player of the Year ... Appeared in 11 games (nine starts) as a sophomore in 2010 ... Appeared in eight games (two starts) as a true freshman.

PERSONAL

- Attended Stoney Creek High School in Rochester Hills, Mich.
- Lettered three years in both football and basketball.
- Started playing left tackle his senior year of high school.
- Two-time all-area and all-league choice earned a berth on the Detroit Free Press "Fab 50" squad in 2008 and garnered All-State honorable mention accolades from the Detroit Free Press, Detroit News and Associated Press.
- Led the gridiron team to the 2006 and 2007 OAA Blue Championships, as he was tabbed first-team all-league, all-north and All-Detroit Metro.
- The All-Oakland County Dream Team member closed out his career after being selected to play in the Michigan High School Football Coaches Association all-star game.

ERIC FISHER - NFL REGULAR SEASON STATISTICS

TEAM	GP	GS
2013 Chiefs	14	13
2014 Chiefs	16	16
2015 Chiefs	16	14
2016 Chiefs	1	1
NFL TOTALS	47	44

ERIC FISHER - NFL PLAYOFF STATISTICS

TEAM	GP	GS
2013 Chiefs	0	0
2015 Chiefs	2	2
NFL TOTALS	2	2

2013 GAME-BY-GAME REGULAR SEASON STATISTICS (CHIEFS)

OPPONENT	P/S		W/L	SCORE
09/08 at Jaguars	S		W	28-2
09/15 COWBOYS	S		W	17-16
09/19 at Eagles	S		W	26-16
09/29 GIANTS	S		W	31-7
10/06 at Titans		INACTIVE	W	26-17
10/13 RAIDERS	S		W	24-7
10/20 TEXANS	S		W	17-16
10/27 BROWNS	S		W	23-17
11/03 at Bills	S		W	23-13
11/17 at Broncos	S		L	17-27
11/24 CHARGERS		INACTIVE	L	38-41
12/01 BRONCOS	P		L	28-35
12/08 at Redskins	S		W	45-10
12/15 at Raiders	S		W	56-31
12/22 COLTS	S		L	7-23
12/29 at Chargers	S		L	24-27+
2013 TOTALS	14-13		11-5	

+ - Overtime

2014 GAME-BY-GAME REGULAR SEASON STATISTICS (CHIEFS)

OPPONENT	P/S	W/L	SCORE
09/07 TITANS	S	L	10-26
09/14 at Broncos	S	L	17-24
09/21 at Dolphins	S	W	34-15
09/29 PATRIOTS	S	W	41-14
10/05 at 49ers	S	L	17-22
10/19 at Chargers	S	W	23-20
10/26 RAMS	S	W	34-7
11/02 JETS	S	W	24-10
11/09 at Bills	S	W	17-13
11/16 SEAHAWKS	S	W	24-20
11/20 at Raiders	S	L	20-24
11/30 BRONCOS	S	L	16-29
12/07 at Cardinals	S	L	14-17
12/14 RAIDERS	S	W	31-13
12/21 at Steelers	S	L	12-20
12/28 CHARGERS	S	W	19-7
2014 TOTALS	16-16	9-7	

2015 GAME-BY-GAME REGULAR SEASON STATISTICS (CHIEFS)

OPPONENT	P/S	W/L	SCORE
09/13 at Texans	P	W	27-20
09/17 BRONCOS	P	L	24-31
09/28 at Packers	S	L	28-38
10/04 at Bengals	S	L	21-36
10/11 BEARS	S	L	17-18
10/18 at Vikings	S	L	10-16
10/25 STEELERS	S	W	23-13
11/01 LIONS	S	W	45-10
11/15 at Broncos	S	W	29-13
11/22 at Chargers	S	W	33-3
11/29 BILLS	S	W	30-22
12/06 at Raiders	S	W	34-20
12/13 CHARGERS	S	W	10-3
12/20 at Ravens	S	W	34-14
12/27 BROWNS	S	W	17-13
01/03 RAIDERS	S	W	23-17
2015 TOTALS	16-14	11-5	

2016 GAME-BY-GAME REGULAR SEASON STATISTICS (CHIEFS)

OPPONENT	P/S	W/L	SCORE
09/11 CHARGERS	S	W	33-27+
2016 TOTALS	1-1	1-0	

+ - Overtime

2013 GAME-BY-GAME PLAYOFF STATISTICS (CHIEFS)

OPPONENT	P/S	W/L	SCORE
01/04 at Colts		L	44-45
2013 TOTALS	0-0	0-1	

2015 GAME-BY-GAME PLAYOFF STATISTICS (CHIEFS)

OPPONENT	P/S	W/L	SCORE
01/09 at Texans	S	W	30-0
01/16 at Patriots	S	L	20-27
2015 TOTALS	2-2	1-1	



Nick Foles

QUARTERBACK



4

6-6 • 243 • Born: 01/20/89
 Austin, Texas • NFL Exp: Fifth Season (1st with Chiefs)
 GP/GS (Playoffs) 39/35 (1/1)
 FA-16 • Arizona

- Fifth-year QB enters his first season in Kansas City in 2016.
- Had a breakout season in 2013, completing 203 passes on 317 attempts for 2,891 yards with 27 touchdowns and two interceptions in only 10 starts.
- His touchdown-to-interception ratio in 2013 was the best ever by an NFL QB, which helped earn him a place on the 2014 Pro Bowl roster where he was named the Pro Bowl's MVP, completing 7-10 passes and a touchdown in the game.
- In 2013, he became the first QB since 1960 to post a 149-plus quarterback rating in consecutive games – 158.3 at Oak (11/3/13) and 149.3 at GB (11/10/13).
- Set an Eagles' franchise record with 237 pass attempts without an interception (12/23/12 through 12/8/13)
- In 2013, he recorded a 152.3 passer rating in the month of November, which is the highest rating in a calendar

month in NFL history (min. 50 attempts).

- In 2013, he produced the third lowest interception percentage (0.63) in NFL history and his 19 touchdowns to start a season without an interception was the second most in NFL history behind Denver QB Peyton Manning's 20 (also in 2013).
- Entered the NFL drafted by the Philadelphia Eagles in the third round of the 2012 NFL Draft by Chiefs Head Coach Andy Reid when he was leading the Eagles.

Transactions:

Signed by Kansas City (8/5/16) ... Released by the Los Angeles Rams (7/27/16) ... Traded to the St. Louis Rams from the Philadelphia Eagles (3/10/15) ... Originally entered the NFL as a third-round pick (88th overall) by the Philadelphia Eagles in the 2012 NFL Draft.

COLLEGE

Finished career at Arizona as the school's all-time leader in passing yards (10,011), touchdowns (67), attempts (1,369) and completions (933) ... As a senior in 2011, earned Honorable Mention All-Pac 12 honors after throwing for a school single-season record 4,334 yards and 28 touchdowns ... Also broke the Arizona record for attempts (560) and completions (387) ... Was named team Offensive co-MVP and Honorable mention All-Pac 10 as a junior in 2010, throwing for 3,191 yards and 20 touchdowns ... Earned All-Pac 10 Honorable Mention honors as a sophomore in 2008 after finishing the year with 2,486 yards and 19 touchdowns ... Garnered Honorable Mention Pac-10 All-Academic honors in 2009 and 2010 ... Redshirted in 2008 after transferring from Michigan State.

PERSONAL

- Starred at Westlake High School in Austin, Texas, where he set school career records for passing yards (5,658) and TDs (56), breaking marks previously held by Drew Brees
- Was a high school teammate of Ravens K Justin Tucker.
- Was a three-year starter and two-time team MVP for Westlake's basketball team, averaging 15 points and 11 rebounds in 2005-06 while earning all-district honors. Was recruited by numerous Division I basketball programs.
- Was a high school academic all-district selection in football and basketball.
- Became the highest Arizona QB to be drafted since Detroit selected Eddie Wilson in the second round in 1962.
- His wife Tori played volleyball at Arizona and is the sister of former Eagles and NFL tight end Evan Moore.

NICK FOLE'S - NFL REGULAR SEASON PASSING STATISTICS

TEAM	GP	GS	ATT.	CMP.	PCT.	YDS				TD	INT.	LG	YDS		
						YDS	AVG.	SK	LST				RATE		
2012 Eagles	7	6	265	161	60.8	1,699	6.4	6	5	46	20	131	79.1		
2013 Eagles	13	10	317	203	64.0	2,891	9.1	27	2	63t	28	173	119.2		
2014 Eagles	8	8	311	186	59.8	2,163	7.0	13	10	68t	9	74	81.4		
2015 Rams	11	11	337	190	56.4	2,052	6.1	7	10	68	14	98	69.0		
2016*Chiefs	0	0	0	0	0.0	0	0.0	0	0	0	0	0	0.0		
CAREER TOTALS	39	35	1,230	740	60.2	8,805	7.2	53	27	68t	71	476	87.3		

NICK FOLE'S - NFL PLAYOFF PASSING STATISTICS

TEAM	GP	GS	ATT.	CMP.	PCT.	YDS				TD	INT.	LG	YDS		
						YDS	AVG.	SK	LST				SK	LST	RATE
2013 Eagles	1	1	33	23	69.7	195	5.9	2	0	40	2	19	105.0		
CAREER TOTALS	1	1	33	23	69.7	195	5.9	2	0	40	2	19	105.0		

NICK FOLE'S - NFL REGULAR SEASON RUSHING STATISTICS

TEAM	NO.		YDS.	AVG.	LG	TD
2012 Eagles	11		42	3.8	14	1
2013 Eagles	57		221	3.9	21	3
2014 Eagles	16		68	4.3	14	0
2015 Rams	17		20	1.2	10	1
2016* Chiefs	0		0	0.0	0	0
CAREER TOTALS	101		351	3.5	21	5

NICK FOLE'S - NFL PLAYOFF RUSHING STATISTICS

TEAM	NO.		YDS.	AVG.	LG	TD
2013 Eagles	1		3	3.0	3	0
CAREER TOTALS	1		3	3.0	3	0

SINGLE-GAME HIGHS

Pass Attempts

62 at Arizona Cardinals, Oct 26, 2014
 51 at Tampa Bay Buccaneers, Dec 09, 2012
 48 at Minnesota Vikings, Dec 15, 2013
 48 vs. Washington Redskins, Dec 23, 2012
 46 at Cincinnati Bengals, Nov 29, 2015
 ...1 more at 46.

Pass Completions

36 at Arizona Cardinals, Oct 26, 2014
 32 vs. Washington Redskins, Dec 23, 2012
 32 at Tampa Bay Buccaneers, Dec 09, 2012
 30 at Cincinnati Bengals, Nov 29, 2015
 30 at Minnesota Vikings, Dec 15, 2013

Yards Passing

428 at Minnesota Vikings, Dec 15, 2013
 411 at Arizona Cardinals, Oct 26, 2014
 406 at Oakland Raiders, Nov 03, 2013
 381 at Tampa Bay Buccaneers, Dec 09, 2012
 345 vs. Washington Redskins, Dec 23, 2012

TD Passes	7	at	Oakland Raiders, Nov 03, 2013
	3	at	Arizona Cardinals, Oct 04, 2015
	3	vs.	Washington Redskins, Sep 21, 2014
	3	at	Minnesota Vikings, Dec 15, 2013
	...3 more at 3.		
Long Passes	68	at	Green Bay Packers, Oct 11, 2015
	68t	vs.	Jacksonville Jaguars, Sep 07, 2014
	66t	vs.	San Francisco 49ers, Nov 01, 2015
	63t	at	Oakland Raiders, Nov 03, 2013
	59t	at	Houston Texans, Nov 02, 2014
Completion Percentage	...1 more at 59.		
	84.0	vs.	Chicago Bears, Dec 22, 2013
	78.6	at	Oakland Raiders, Nov 03, 2013
	76.2	vs.	Carolina Panthers, Nov 26, 2012
	75.0	at	Houston Texans, Nov 02, 2014
Passer Rating	75.0	at	Denver Broncos, Sep 29, 2013
	158.3	at	Oakland Raiders, Nov 03, 2013
	155.2	at	Denver Broncos, Sep 29, 2013
	149.3	at	Green Bay Packers, Nov 10, 2013
	133.3	at	Tampa Bay Buccaneers, Oct 13, 2013
Rush Attempts	131.7	vs.	Chicago Bears, Dec 22, 2013
	9	vs.	Arizona Cardinals, Dec 01, 2013
	9	vs.	Washington Redskins, Nov 17, 2013
	8	at	Green Bay Packers, Nov 10, 2013
	6	vs.	Detroit Lions, Dec 08, 2013
Rushing Yards	5	at	Dallas Cowboys, Dec 29, 2013
	...1 more at 5.		
	47	vs.	Washington Redskins, Nov 17, 2013
	41	at	Minnesota Vikings, Dec 15, 2013
	38	at	Green Bay Packers, Nov 10, 2013
Longest Runs	27	at	Tampa Bay Buccaneers, Dec 09, 2012
	25	vs.	Dallas Cowboys, Oct 20, 2013
	21	at	Minnesota Vikings, Dec 15, 2013
	20	vs.	Detroit Lions, Dec 08, 2013
	16	at	Green Bay Packers, Nov 10, 2013
Rushing TDs	14	vs.	Los Angeles Rams, Oct 05, 2014
	14	vs.	Washington Redskins, Nov 17, 2013
	...1 more at 14.		
	1	vs.	Seattle Seahawks, Sep 13, 2015
	1	vs.	Detroit Lions, Dec 08, 2013
	1	vs.	Washington Redskins, Nov 17, 2013
	...2 more at 1.		

SINGLE-GAME HIGHS - POST SEASON

Pass Attempts	33	vs.	New Orleans Saints, Jan 04, 2014
Pass Completions	23	vs.	New Orleans Saints, Jan 04, 2014
Yards Passing	195	vs.	New Orleans Saints, Jan 04, 2014
TD Passes	2	vs.	New Orleans Saints, Jan 04, 2014
Long Passes	40	vs.	New Orleans Saints, Jan 04, 2014
	39	vs.	New Orleans Saints, Jan 04, 2014
	24	vs.	New Orleans Saints, Jan 04, 2014
	22	vs.	New Orleans Saints, Jan 04, 2014
	19	vs.	New Orleans Saints, Jan 04, 2014
Completion Percentage	69.7	vs.	New Orleans Saints, Jan 04, 2014
Passer Rating	105.0	vs.	New Orleans Saints, Jan 04, 2014
Rush Attempts	1	vs.	New Orleans Saints, Jan 04, 2014
Rushing Yards	3	vs.	New Orleans Saints, Jan 04, 2014
Longest Runs	3	vs.	New Orleans Saints, Jan 04, 2014

2012 GAME-BY-GAME REGULAR SEASON STATISTICS (EAGLES)

OPPONENT	P/S	PASSING										RUSHING				W/L SCORE
		ATT	CMP	YDS	PCT	Y/A	Y/CTD	INT	LG	SK/YD	RATE	ATT	YDS	LG	TD	
09/09 at Browns																W 17-16
09/16 RAVENS																W 24-23
09/23 at Cardinals																L 6-27
09/30 GIANTS																W 19-17
10/07 at Steelers																L 14-16
10/14 LIONS																L 23-26+
10/28 FALCONS																L 17-30
11/05 at Saints																L 13-28
11/11 COWBOYS	P	32	22	219	68.8	6.8	10.0	1	144t	2/11	85.3	0	0	0	0	L 23-38
11/18 at Redskins	S	46	21	204	45.7	4.4	9.7	0	225	4/27	40.5	1	0	0	0	L 6-31
11/26 PANTHERS	S	21	16	119	76.2	5.7	7.4	0	016	1/12	89.2	1	0	0	0	L 22-30
12/02 at Cowboys	S	34	22	251	64.7	7.4	11.4	1	029	1/11	96.6	0	0	0	0	L 33-38
12/09 at Buccaneers	S	51	32	381	62.7	7.5	11.9	2	039	6/43	98.6	3	27	14	1	W 23-21
12/13 BENGALS	S	33	16	180	48.5	5.5	11.3	1	146	1/3	62.7	2	5	5	0	L 13-34
12/23 REDSKINS	S	48	32	345	66.7	7.2	10.8	1	138	5/24	85.9	4	10	5	0	L 20-27
12/30 at Giants																L 7-42
2012 TOTALS	7-6	265	161	1,699	60.8	44.4	72.5	6	546	20/131	79.1	11	42	14	1	4-12

2013 GAME-BY-GAME REGULAR SEASON STATISTICS (EAGLES)

OPPONENT	P/S	PASSING											RUSHING				W/L SCORE
		ATT	CMP	YDS	PCT	Y/A	Y/CTD	INT	LG	SK/YD	RATE	ATT	YDS	LG	TD		
09/09 at Redskins						DID NOT PLAY										W 33-27	
09/15 CHARGERS	P	1	0	0	0.0	0.0	0.0	0	0	0	0/0	39.6	0	0	0	0	L 30-33
09/19 CHIEFS						DID NOT PLAY										L 16-26	
09/29 at Broncos	P	4	3	49	75.0	12.3	16.3	1	0	37	0/0	155.2	0	0	0	0	L 20-52
10/06 at Giants	P	25	16	197	64.0	7.9	12.3	2	0	28	1/3	114.9	3	1	3	0	W 36-21
10/13 at Buccaneers	S	31	22	296	71.0	9.5	13.5	3	0	47t	1/9	133.3	3	2	4t	1	W 31-20
10/20 COWBOYS	S	29	11	80	37.9	2.8	7.3	0	0	16	3/15	46.2	3	25	12	0	L 3-17
10/27 GIANTS						INACTIVE										L 7-15	
11/03 at Raiders	S	28	22	406	78.6	14.5	18.5	7	0	63t	1/1	158.3	4	10	9	0	W 49-20
11/10 at Packers	S	18	12	228	66.7	12.7	19.0	3	0	55t	3/17	149.3	8	38	16	0	W 27-13
11/17 REDSKINS	S	26	17	298	65.4	11.5	17.5	0	0	49	3/22	104.3	9	47	14	1	W 24-16
12/01 CARDINALS	S	34	21	237	61.8	7.0	11.3	3	0	25	5/35	112.0	9	22	9	0	W 24-21
12/08 LIONS	S	22	11	179	50.0	8.1	16.3	1	1	44	0/0	73.9	6	23	20	1	W 34-20
12/15 at Vikings	S	48	30	428	62.5	8.9	14.3	3	1	51	4/32	103.5	5	41	21	0	L 30-48
12/22 BEARS	S	25	21	230	84.0	9.2	11.0	2	0	32	2/5	131.7	2	17	10	0	W 54-11
12/29 at Cowboys	S	26	17	263	65.4	10.1	15.5	2	0	35	5/34	124.4	5	-5	0	0	W 24-22
2013 TOTALS	13-10	317	203	2,891	64.0	114.4	172.6	27	2	63t	28/173	119.2	57	221	21	3	10-6

2014 GAME-BY-GAME REGULAR SEASON STATISTICS (EAGLES)

OPPONENT	P/S	PASSING										RUSHING				W/L SCORE
		ATT	CMP	YDS	PCT	Y/A	Y/CTD	INT	LG	SK/YD	RATE	ATT	YDS	LG	TD	
09/07 JAGUARS	S	45	27	322	60.0	7.2	11.9	2	168t	5/47	87.5	0	0	0	0	W 34-17
09/15 at Colts	S	37	21	331	56.8	8.9	15.8	1	157	0/0	84.4	4	22	7	0	W 30-27
09/21 REDSKINS	S	41	27	325	65.9	7.9	12.0	3	050	0/0	114.4	4	12	9	0	W 37-34
09/28 at 49ers	S	43	21	195	48.8	4.5	9.3	0	222	1/4	42.3	1	1	1	0	L 21-26
10/05 RAMS	S	37	24	207	64.9	5.6	8.6	2	124t	0/0	86.2	2	13	14	0	W 34-28
10/12 GIANTS	S	34	21	248	61.8	7.3	11.8	2	226t	1/3	79.0	2	5	4	0	W 27-0
10/26 at Cardinals	S	62	36	411	58.1	6.6	11.4	2	254t	0/0	75.4	2	14	11	0	L 20-24
11/02 at Texans	S	12	9	124	75.0	10.3	13.8	1	159t	2/20	100.7	1	1	1	0	W 31-21
11/10 PANTHERS																W 45-21
11/16 at Packers																L 20-53
11/23 TITANS																W 43-24
11/27 at Cowboys																W 33-10
12/07 SEAHAWKS																L 14-24
12/14 COWBOYS																L 27-38
12/20 at Redskins																L 24-27
12/28 at Giants																W 34-26
2014 TOTALS	8-8	311	186	2,163	59.8	58.4	94.6	13	1068t	9/74	81.4	16	68	14	0	10-6

2015 GAME-BY-GAME REGULAR SEASON STATISTICS (RAMS)

OPPONENT	P/S	PASSING										RUSHING				W/L SCORE		
		ATT	CMP	YDS	PCT	Y/A	Y/C	TD	INT	LG	SK/YD	RATE	ATT	YDS	LG		TD	
09/13 SEAHAWKS	S	27	18	297	66.7	11.0	16.5	1	0	42	2/21	115.8	4	11	9	1	W 34-31+	
09/20 at Redskins	S	32	17	150	53.1	4.7	8.8	1	0	40	t	1/4	76.3	1	1	1	0	L 10-24
09/27 STEELERS	S	28	19	197	67.9	7.0	10.4	0	1	26	2/10	73.1	1	10	10	0	L 6-12	
10/04 at Cardinals	S	24	16	171	66.7	7.1	10.7	3	0	47	1/7	126.9	1	-1	-1	0	W 24-22	
10/11 at Packers	S	30	11	141	36.7	4.7	12.8	1	4	68	3/18	23.8	1	2	2	0	L 10-24	
10/25 BROWNS	S	23	15	163	65.2	7.1	10.9	0	0	41	2/13	86.0	2	-2	-1	0	W 24-6	
11/01 49ERS	S	23	14	191	60.9	8.3	13.6	1	0	66	t	0/0	101.9	3	-3	-1	0	W 27-6
11/08 at Vikings	S	33	18	168	54.5	5.1	9.3	0	0	55	1/8	68.8	1	2	2	0	L 18-21+	
11/15 BEARS	S	36	17	200	47.2	5.6	11.8	0	1	37	1/9	53.0	0	0	0	0	L 13-37	
11/22 at Ravens		DID NOT PLAY																L 13-16
11/29 at Bengals	S	46	30	228	65.2	5.0	7.6	0	3	25	1/8	49.9	1	2	2	0	L 7-31	
12/06 CARDINALS	S	35	15	146	42.9	4.2	9.7	0	1	30	0/0	43.3	2	-2	-1	0	L 3-27	
12/13 LIONS		DID NOT PLAY																W 21-14
12/17 BUCCANEERS		DID NOT PLAY																W 31-23
12/27 at Seahawks		DID NOT PLAY																W 23-17
01/03 at 49ers		DID NOT PLAY																L 16-19+
2015 TOTALS	11-11	337	190	2,052	56.4	69.7	122.1	7	10	68	14/98	69.0	17	20	10	1	7-9	
+ - Overtime																		

+ - Overtime

2016 GAME-BY-GAME REGULAR SEASON STATISTICS (CHIEFS)

		PASSING												RUSHING				
OPPONENT	P/S	ATT	CMP	YDS	PCT	Y/A	Y/C	TD	INT	LG	SK	YD	RATE	ATT	YDS	LG	TD	W/L SCORE
09/11 CHARGERS		DID NOT PLAY																W 33-27+
2016 TOTALS	0-0	0	0	0	0.0	0.0	0.0	0	0	0	0	0	0.0	0	0	0	0	1-0

2013 GAME-BY-GAME PLAYOFF STATISTICS (EAGLES)

		PASSING										RUSHING						
OPPONENT	P/S	ATT	CMP	YDS	PCT	Y/A	Y/C	TD	INT	LG	SK/YD	RATE	ATT	YDS	LG	TD	W/L	SCORE
01/04 SAINTS	S	33	23	195	69.7	5.9	8.5	2	0	40	2/19	105.0	1	3	3	0	L	24-26
2013 TOTALS	1-1	33	23	195	69.7	5.9	8.5	2	0	40	2/19	105.0	1	3	3	0	0-1	



DEE FORD
LINEBACKER



6-2 • 252 • Born: 03/19/91
Odenville, Ala. • NFL Exp: Third Season (3rd with Chiefs)
GP/GS (Playoffs) 31/6 (2/1)
D1-14 • Auburn

- Third-year linebacker enters his third NFL season with Kansas City in 2016.
- Drafted by the Chiefs with the 23rd overall pick in the first round of the 2014 NFL Draft.

Transactions:

Originally entered the NFL as the Chiefs first-round pick (23rd overall) in the 2014 NFL Draft.

COLLEGE

Played in 52 games (20 starts) at Auburn, recording 93 tackles (59 solo), 20.5 sacks (-163 yards), 27.5 tackles for losses (-263 yards) and 30 quarterback pressures ... Also forced three fumbles, deflected two passes and intercepted another and blocked one kick ... Among active NCAA Football Bowl Subdivision players, Ford closed out his career ranked fifth in tackle-for-loss yardage (263) ... Also tied for 17th with 20.5 sacks and his 163 sack yards tied for ninth in the NCAA.

PERSONAL

- Attended St. Clair County High School in Odenville, Ala., where he played football.
- As a senior, he recorded 90 tackles, including 38 for loss and 18.0 sacks, an interception and three pass breakups, earning him a Class 4A All-State team selection by the Alabama Sports Writers Association.
- Majored in public administration at Auburn.

DEE FORD - NFL REGULAR SEASON STATISTICS

TEAM	GP	GS	TACKLES								INTERCEPTIONS					O. FUMB			ST		MISC	
			TK	S	A	TFL	YDS	SK	YDS	QBH	NO	YDS	LG	TD	PD	FF	FR	YDS	S	A	S	A
2014 Chiefs	16	0	8	4	4	0	0	1.5	10.0	5	0	0	0	0	1	0	0	0	0	0	0	0
2015 Chiefs	14	5	23	21	2	6	28	4.0	25.0	10	0	0	0	0	2	0	0	0	0	0	0	0
2016 Chiefs	1	1	4	4	0	1	10	1.0	10.0	1	0	0	0	0	0	0	0	0	0	0	0	0
NFL TOTALS	31	6	35	29	6	7	38	6.5	45.0	16	0	0	0	0	3	0	0	0	0	0.0	0	0.0

DEE FORD - NFL PLAYOFF STATISTICS

TEAM	GP GS		TACKLES								INTERCEPTIONS					O. FUMB			ST		MISC	
			TK	S	A	TFL	YDS	SK	YDS	QBH	NO	YDS	LG	TD	PD	FF	FR	YDS	S	A	S	A
2015 Chiefs	2	1	6	6	0	2	8	0.0	0.0	1	0	0	0	0	0	0	0	0	0	0	0	0
NFL TOTALS	2	1	6	6	0	2	8	0.0	0.0	1	0	0	0	0	0	0	0	0	0.0	0	0.0	

SINGLE-GAME HIGHS

Tackles	7	vs.	San Diego Chargers, Dec 13, 2015
	4	vs.	San Diego Chargers, Sep 11, 2016
	3	vs.	Oakland Raiders, Jan 03, 2016
	3	vs.	Oakland Raiders, Dec 14, 2014
	3	vs.	Los Angeles Rams, Oct 26, 2014
Sacks	3.00	vs.	San Diego Chargers, Dec 13, 2015
	1.00	vs.	San Diego Chargers, Sep 11, 2016
	1.00	vs.	Oakland Raiders, Jan 03, 2016
	0.50	vs.	San Diego Chargers, Dec 28, 2014
	0.50	vs.	Oakland Raiders, Dec 14, 2014
	...1 more at 0.50.		
Pass Defenses	1	vs.	San Diego Chargers, Dec 13, 2015
	1	vs.	Detroit Lions, Nov 01, 2015
	1	at	Miami Dolphins, Sep 21, 2014
Tackles For Loss	3.00	vs.	San Diego Chargers, Dec 13, 2015
	1.00	vs.	San Diego Chargers, Sep 11, 2016
	1.00	vs.	Oakland Raiders, Jan 03, 2016
	1.00	vs.	Cleveland Browns, Dec 27, 2015
	...1 more at 1.00.		

2014 GAME-BY-GAME REGULAR SEASON STATISTICS (CHIEFS)

OPPONENT		TACKLES							INTERCEPTIONS					O. FUMB			ST		MISC			SCORE
		TK	S	A	SK	YDS	TFL	YDS	QBH	NO	YDS	LG	TD	PD	FF	FR	YDS	S	A	S	A	
09/07	TITANS	P	0	0	0	0.0	0.0	0	0	0	0	0	0	0	0	0	0	0	0	0	0	L 10-26
09/14	at Broncos	P	0	0	0	0.0	0.0	0	0	0	0	0	0	0	0	0	0	0	0	0	0	L 17-24
09/21	at Dolphins	P	1	1	0	0.0	0.0	0	0	0	0	0	0	1	0	0	0	0	0	0	0	W 34-15
09/29	PATRIOTS	P	0	0	0	0.0	0.0	0	0	0	0	0	0	0	0	0	0	0	0	0	0	W 41-14
10/05	at 49ers	P	0	0	0	0.0	0.0	0	0	0	0	0	0	0	0	0	0	0	0	0	0	L 17-22
10/19	at Chargers	P	0	0	0	0.0	0.0	0	0	0	0	0	0	0	0	0	0	0	0	0	0	W 23-20
10/26	RAMS	P	3	2	1	0.5	2.0	0	0	1	0	0	0	0	0	0	0	0	0	0	0	W 34-7
11/02	JETS	P	0	0	0	0.0	0.0	0	0	0	0	0	0	0	0	0	0	0	0	0	0	W 24-10
11/09	at Bills	P	0	0	0	0.0	0.0	0	0	0	0	0	0	0	0	0	0	0	0	0	0	W 17-13
11/16	SEAHAWKS	P	0	0	0	0.0	0.0	0	0	0	0	0	0	0	0	0	0	0	0	0	0	W 24-20
11/20	at Raiders	P	0	0	0	0.0	0.0	0	0	0	0	0	0	0	0	0	0	0	0	0	0	L 20-24
11/30	BRONCOS	P	0	0	0	0.0	0.0	0	0	0	0	0	0	0	0	0	0	0	0	0	0	L 16-29
12/07	at Cardinals	P	0	0	0	0.0	0.0	0	0	0	0	0	0	0	0	0	0	0	0	0	0	L 14-17
12/14	RAIDERS	P	3	1	2	0.5	4.5	0	0	2	0	0	0	0	0	0	0	0	0	0	0	W 31-13
12/21	at Steelers	P	0	0	0	0.0	0.0	0	0	1	0	0	0	0	0	0	0	0	0	0	0	L 12-20
12/28	CHARGERS	P	1	0	1	0.5	3.5	0	0	1	0	0	0	0	0	0	0	0	0	0	0	W 19-7
2014 TOTALS		16-0	8	4	4	1.5	10.0	0	0	5	0	0	0	0	1	0	0	0	0	0	0	9-7

2015 GAME-BY-GAME REGULAR SEASON STATISTICS (CHIEFS)

OPPONENT		TACKLES							INTERCEPTIONS					O. FUMB			ST		MISC			SCORE
		TK	S	A	SK	YDS	TFL	YDS	QBH	NO	YDS	LG	TD	PD	FF	FR	YDS	S	A	S	A	
09/13	at Texans	P	2	2	0	0.0	0.0	0	0	0	0	0	0	0	0	0	0	0	0	0	0	W 27-20
09/17	BRONCOS	P	0	0	0	0.0	0.0	0	0	1	0	0	0	0	0	0	0	0	0	0	0	L 24-31
09/28	at Packers	P	1	1	0	0.0	0.0	0	0	0	0	0	0	0	0	0	0	0	0	0	0	L 28-38
10/04	at Bengals	P	0	0	0	0.0	0.0	0	0	0	0	0	0	0	0	0	0	0	0	0	0	L 21-36
10/11	BEARS	P	2	1	1	0.0	0.0	0	0	0	0	0	0	0	0	0	0	0	0	0	0	L 17-18
10/18	at Vikings	P	0	0	0	0.0	0.0	0	0	0	0	0	0	0	0	0	0	0	0	0	0	L 10-16
10/25	STEELERS	P	2	2	0	0.0	0.0	0	0	0	0	0	0	0	0	0	0	0	0	0	0	W 23-13
11/01	LIONS	P	2	2	0	0.0	0.0	0	0	0	0	0	0	1	0	0	0	0	0	0	0	W 45-10
11/15	at Broncos	P	0	0	0	0.0	0.0	0	0	0	0	0	0	0	0	0	0	0	0	0	0	W 29-13
11/22	at Chargers									INACTIVE												W 33-3
11/29	BILLS									INACTIVE												W 30-22
12/06	at Raiders	S	1	1	0	0.0	0.0	0	0	1	0	0	0	0	0	0	0	0	0	0	0	W 34-20
12/13	CHARGERS	S	7	7	0	3.0	17.0	3	17	3	0	0	0	0	1	0	0	0	0	0	0	W 10-3
12/20	at Ravens	S	2	2	0	0.0	0.0	1	2	1	0	0	0	0	0	0	0	0	0	0	0	W 34-14
12/27	BROWNS	S	1	1	0	0.0	0.0	1	1	3	0	0	0	0	0	0	0	0	0	0	0	W 17-13
01/03	RAIDERS	S	3	2	1	1.0	8.0	1	8	1	0	0	0	0	0	0	0	0	0	0	0	W 23-17
2015 TOTALS		14-5	23	21	2	4	25.0	6	28	10	0	0	0	0	2	0	0	0	0	0	0	11-5

2016 GAME-BY-GAME REGULAR SEASON STATISTICS (CHIEFS)

OPPONENT		TACKLES							INTERCEPTIONS					O. FUMB			ST		MISC			SCORE
		TK	S	A	SK	YDS	TFL	YDS	QBH	NO	YDS	LG	TD	PD	FF	FR	YDS	S	A	S	A	
09/11	CHARGERS	S	4	4	0	1.0	10.0	1	10	1	0	0	0	0	0	0	0	0	0	0	0	W 33-27+
2016 TOTALS		1-1	4	4	0	1	10.0	1	10	1	0	0	0	0	0	0	0	0	0	0	0	1-0

+ - Overtime

2015 GAME-BY-GAME PLAYOFF STATISTICS (CHIEFS)

OPPONENT		TACKLES							INTERCEPTIONS					O. FUMB			ST		MISC			SCORE
		TK	S	A	SK	YDS	TFL	YDS	QBH	NO	YDS	LG	TD	PD	FF	FR	YDS	S	A	S	A	
01/09	at Texans	P	3	3	0	0.0	0.0	1	5	0	0	0	0	0	0	0	0	0	0	0	0	W 30-0
01/16	at Patriots	S	3	3	0	0.0	0.0	1	3	1	0	0	0	0	0	0	0	0	0	0	0	L 20-27
2015 TOTALS		2-1	6	6	0	0	0.0	2	8	1	0	0	0	0	0	0	0	0	0	0	0	1-1



ZACH FULTON

OFFENSIVE LINEMAN



73

6-5 • 316 • Born: 09/23/91
Homewood, Ill. • NFL Exp: Third Season (3rd with Chiefs)
GP/GS (Playoffs) 33/22 (2/2)
D6a-14 • Tennessee

- Third-year offensive lineman enters his third season with Kansas City after playing four years at guard for Tennessee.
- Started at left guard vs. Tennessee (9/7) and was the only rookie to start in the club's opening game of 2014. Fulton became the first sixth- or seventh-round Chiefs draft pick to start in the club's Week 1 contest in three

decades. The last sixth-round draft pick to start was CB Steve Taylor in 1976. In 1984, Chiefs CB Kevin Ross started in Week 1 as a rookie seventh-round draft pick.

- Drafted by the Chiefs with the 193rd overall pick in the sixth round of the 2014 NFL Draft.

Transactions:

Originally entered the NFL as the Chiefs sixth-round pick (193rd overall) in the 2014 NFL Draft.

COLLEGE

Played in 47 games (40 starts) at Tennessee at guard ... Started 40 of last 42 games dating back to 2010 at right guard ... Honored with SEC Offensive Lineman of the Week (Sept. 3, 2012).

PERSONAL

- Selected to PrepStar Magazine's All-Region team out of high school.
- Named All-Conference as a senior at Homewood-Flossmoor High School.
- Younger brother of current Saskatchewan Roughriders (CFL) lineman, Xavier Fulton.

ZACH FULTON - NFL REGULAR SEASON STATISTICS

TEAM	GP	GS
2014 Chiefs	16	16
2015 Chiefs	16	6
2016 Chiefs	1	0
NFL TOTALS	33	22

ZACH FULTON - NFL PLAYOFF STATISTICS

TEAM	GP	GS
2015 Chiefs	2	2
NFL TOTALS	2	2

2014 GAME-BY-GAME REGULAR SEASON STATISTICS (CHIEFS)

OPPONENT	P/S	W/L	SCORE
09/07 TITANS	S	L	10-26
09/14 at Broncos	S	L	17-24
09/21 at Dolphins	S	W	34-15
09/29 PATRIOTS	S	W	41-14
10/05 at 49ers	S	L	17-22
10/19 at Chargers	S	W	23-20
10/26 RAMS	S	W	34-7
11/02 JETS	S	W	24-10
11/09 at Bills	S	W	17-13
11/16 SEAHAWKS	S	W	24-20
11/20 at Raiders	S	L	20-24
11/30 BRONCOS	S	L	16-29
12/07 at Cardinals	S	L	14-17
12/14 RAIDERS	S	W	31-13
12/21 at Steelers	S	L	12-20
12/28 CHARGERS	S	W	19-7
2014 TOTALS	16-16	9-7	

2015 GAME-BY-GAME REGULAR SEASON STATISTICS (CHIEFS)

OPPONENT	P/S	W/L	SCORE
09/13 at Texans	P	W	27-20
09/17 BRONCOS	P	L	24-31
09/28 at Packers	P	L	28-38
10/04 at Bengals	S	L	21-36
10/11 BEARS	S	L	17-18
10/18 at Vikings	S	L	10-16
10/25 STEELERS	P	W	23-13
11/01 LIONS	P	W	45-10
11/15 at Broncos	P	W	29-13
11/22 at Chargers	P	W	33-3
11/29 BILLS	P	W	30-22
12/06 at Raiders	S	W	34-20
12/13 CHARGERS	S	W	10-3
12/20 at Ravens	S	W	34-14
12/27 BROWNS	P	W	17-13
01/03 RAIDERS	P	W	23-17
2015 TOTALS	16-6	11-5	

2016 GAME-BY-GAME REGULAR SEASON STATISTICS (CHIEFS)

OPPONENT	P/S	W/L	SCORE
09/11 CHARGERS	P	W	33-27+
2016 TOTALS	1-0	1-0	

+ - Overtime

2015 GAME-BY-GAME PLAYOFF STATISTICS (CHIEFS)

OPPONENT	P/S	W/L	SCORE
01/09 at Texans	S	W	30-0
01/16 at Patriots	S	L	20-27
2015 TOTALS	2-2	1-1	



**PHILLIP
GAINES**
CORNERBACK



23

6-0 • 193 • Born: 04/04/91
Converse, Texas • NFL Exp: Third Season (3rd with Chiefs)
GP/GS (Playoffs) 17/9 (0/0)
D3-14 • Rice

- Third-year cornerback enters his third NFL season in Kansas City in 2016.
- Drafted by the Chiefs with the 87th overall pick in the third round of the 2014 NFL Draft.
- Played in 17 games (nine starts), collected 26 solo tackles, two tackles for loss, four passes defended, one quarterback pressure and three special teams tackles.
- Became the seventh player from Rice University drafted by the Chiefs and is the first since DT Cornelius Walker

was drafted in the third round (59th overall) of the 1975 NFL Draft.

- Was a two-time All-Conference USA selection and set a school career record by breaking up 38 passes in his career.

Transactions:

Originally entered the NFL as the Chiefs third-round pick (87th overall) in the 2014 NFL Draft.

COLLEGE

Played in 52 games (40 starts) at Rice, recording 175 tackles (134 solo), 2.0 sacks (-25 yards), three fumble recoveries, one forced fumble, four interceptions returned for two yards, 11 tackles for loss and 38 pass breakups ... Two-time All-CUSA selection ... His 38 pass breakups marked a school career record.

PERSONAL

- Was a two-year letterman at Converse Judson High School, where he registered 110 tackles and four interceptions during his two seasons.
- Blocked five kicks on special teams as a senior.
- Played in the Region III final at Rice Stadium as a junior as Judson advanced to the state title game.
- Ranked as one of the top 110 hurdlers in the state as a senior.
- Ran a leg on Judson's 4x100m relay that finished third at the state track meet as a junior.
- Member of the National Honor Society.
- Majored in economics.

PHILLIP GAINES - NFL REGULAR SEASON STATISTICS

TEAM	GPGS	TACKLES									INTERCEPTIONS					O. FUMB			ST		MISC		
		TK	S	A	TFL	YDS	SK	YDS	QBH	NO	YDS	LG	TD	PD	FF	FR	YDS	S	A	S	A	S	A
2014 Chiefs	13	5	17	17	0	2	5	0.0	0.0	1	0	0	0	0	4	0	0	0	3	0	0	0	0
2015 Chiefs	3	3	6	5	1	0	0	0.0	0.0	0	0	0	0	0	0	0	0	0	0	0	0	0	0
2016 Chiefs	1	1	4	4	0	0	0	0.0	0.0	0	0	0	0	0	0	0	0	0	0	0	0	0	0
NFL TOTALS	17	9	27	26	1	2	5	0.0	0.0	1	0	0	0	0	4	0	0	0	3	0.0	0	0.0	0

PHILLIP GAINES - NFL PLAYOFF STATISTICS

TEAM	GPGS	TACKLES									INTERCEPTIONS					O. FUMB			ST		MISC		
		TK	S	A	TFL	YDS	SK	YDS	QBH	NO	YDS	LG	TD	PD	FF	FR	YDS	S	A	S	A	S	A
2015 Chiefs	0	0	0	0	0	0	0	0.0	0.0	0	0	0	0	0	0	0	0	0	0	0	0	0	0
NFL TOTALS	0	0	0	0	0	0	0	0.0	0.0	0	0	0	0	0	0	0	0	0	0	0.0	0	0.0	0

SINGLE-GAME HIGHS

Tackles

- 5 vs. Seattle Seahawks, Nov 16, 2014
- 4 vs. San Diego Chargers, Sep 11, 2016
- 4 vs. Denver Broncos, Sep 17, 2015
- 4 vs. Denver Broncos, Nov 30, 2014
- ...1 more at 4.

Pass Defenses

- 2 at Arizona Cardinals, Dec 07, 2014
- 1 vs. Denver Broncos, Nov 30, 2014
- 1 at San Diego Chargers, Oct 19, 2014

Tackles For Loss

- 1.00 vs. Seattle Seahawks, Nov 16, 2014
- 1.00 vs. New York Jets, Nov 02, 2014

Special Team Tackles

- 2 at Miami Dolphins, Sep 21, 2014
- 1 vs. New England Patriots, Sep 29, 2014

2014 GAME-BY-GAME REGULAR SEASON STATISTICS (CHIEFS)

OPPONENT			TACKLES							INTERCEPTIONS					O. FUMB			ST		MISC		SCORE			
			TK	S	A	SK	YDS	TFL	YDS	QBH	NO	YDS	LG	TD	PD	FF	FR	YDS	S	A	S			A	
09/07	TITANS	P	0	0	0	0.0	0.0	0	0	0	0	0	0	0	0	0	0	0	0	0	0	L	10-26		
09/14	at Broncos	P	0	0	0	0.0	0.0	0	0	0	0	0	0	0	0	0	0	0	0	0	0	L	17-24		
09/21	at Dolphins	P	0	0	0	0.0	0.0	0	0	0	0	0	0	0	0	0	0	2	0	0	0	W	34-15		
09/29	PATRIOTS	P	0	0	0	0.0	0.0	0	0	0	0	0	0	0	0	0	0	1	0	0	0	W	41-14		
10/05	at 49ers	P	0	0	0	0.0	0.0	0	0	0	0	0	0	0	0	0	0	0	0	0	0	L	17-22		
10/19	at Chargers	S	0	0	0	0.0	0.0	0	0	0	0	0	0	1	0	0	0	0	0	0	0	W	23-20		
10/26	RAMS	P	2	2	0	0.0	0.0	0	0	1	0	0	0	0	0	0	0	0	0	0	0	W	34-7		
11/02	JETS	S	4	4	0	0.0	0.0	1	2	0	0	0	0	0	0	0	0	0	0	0	0	W	24-10		
11/09	at Bills	P	0	0	0	0.0	0.0	0	0	0	0	0	0	0	0	0	0	0	0	0	0	W	17-13		
11/16	SEAHAWKS	S	5	5	0	0.0	0.0	1	3	0	0	0	0	0	0	0	0	0	0	0	0	W	24-20		
11/20	at Raiders	P	1	1	0	0.0	0.0	0	0	0	0	0	0	0	0	0	0	0	0	0	0	L	20-24		
11/30	BRONCOS	S	4	4	0	0.0	0.0	0	0	0	0	0	0	1	0	0	0	0	0	0	0	L	16-29		
12/07	at Cardinals	S	1	1	0	0.0	0.0	0	0	0	0	0	0	2	0	0	0	0	0	0	0	L	14-17		
12/14	RAIDERS									INACTIVE														W	31-13
12/21	at Steelers									DID NOT PLAY														L	12-20
12/28	CHARGERS									INACTIVE														W	19-7
2014 TOTALS	13-5	17	17	0	0	0.0	2	5	1	0	0	0	0	4	0	0	0	3	0	0	0	9-7			

2015 GAME-BY-GAME REGULAR SEASON STATISTICS (CHIEFS)

2015 GAME BY GAME REGULAR SEASON STATISTICS (CHIEFS)																						
OPPONENT			TACKLES							INTERCEPTIONS					O. FUMB			ST		MISC		SCORE
			TK	S	A	SK	YDS	TFL	YDS	QBH	NO	YDS	LG	TD	PD	FF	FR	YDS	S	A	S	
09/13	at Texans	S	0	0	0	0.0	0.0	0	0	0	0	0	0	0	0	0	0	0	0	0	0	W 27-20
09/17	BRONCOS	S	4	3	1	0.0	0.0	0	0	0	0	0	0	0	0	0	0	0	0	0	0	L 24-31
09/28	at Packers	S	2	2	0	0.0	0.0	0	0	0	0	0	0	0	0	0	0	0	0	0	0	L 28-38
10/04	at Bengals									INJURED RESERVE												L 21-36
10/11	BEARS									INJURED RESERVE												L 17-18
10/18	at Vikings									INJURED RESERVE												L 10-16
10/25	STEELERS									INJURED RESERVE												W 23-13
11/01	LIONS									INJURED RESERVE												W 45-10
11/15	at Broncos									INJURED RESERVE												W 29-13
11/22	at Chargers									INJURED RESERVE												W 33-3
11/29	BILLS									INJURED RESERVE												W 30-22
12/06	at Raiders									INJURED RESERVE												W 34-20
12/13	CHARGERS									INJURED RESERVE												W 10-3
12/20	at Ravens									INJURED RESERVE												W 34-14
12/27	BROWNS									INJURED RESERVE												W 17-13
01/03	RAIDERS									INJURED RESERVE												W 23-17
2015 TOTALS		3-3	6	5	1	0	0.0	0	0	0	0	0	0	0	0	0	0	0	0	0	0	11-5

2016 GAME-BY-GAME REGULAR SEASON STATISTICS (CHIEFS)

2016 GAME BY GAME REGULAR SEASON STATISTICS (CHIEFS)																						
OPPONENT		TACKLES							INTERCEPTIONS					O. FUMB			ST		MISC		SCORE	
		TK	S	A	SK	YDS	TFL	YDS	QBH	NO	YDS	LG	TD	PD	FF	FR	YDS	S	A	S		A
09/11	CHARGERS	S	4	4	0	0.0	0.0	0	0	0	0	0	0	0	0	0	0	0	0	0	0	W 33-27+
2016 TOTALS		1-1	4	4	0	0	0.0	0	0	0	0	0	0	0	0	0	0	0	0	0	0	1-0

+ - Overtime

2015 GAME-BY-GAME PLAYOFF STATISTICS (CHIEFS)

OPPONENT		TACKLES							INTERCEPTIONS					O. FUMB			ST		MISC		SCORE
		TK	S	A	SK	YDS	TFL	YDS	QBH	NO	YDS	LG	TD	PD	FF	FR	YDS	S	A	S	A
01/09 at Texans										INJURED RESERVE											W 30-0
01/16 at Patriots										INJURED RESERVE											L 20-27
2015 TOTALS	0-0	0	0	0	0	0.0	0	0	0	0	0	0	0	0	0	0	0	0	0	0	1-1



TAMBA HALI
LINEBACKER



91

6-3 • 275 • Born: 11/03/83
Teaneck, N.J. • NFL Exp: Eleventh Season (11th with Chiefs)
GP/GS (Playoffs) 157/155 (5/4)
UFA-16 • Penn State

- Outside linebacker has spent his entire 11-season career with Kansas City.
- Originally joined the Chiefs as the club's first-round pick (20th overall) in the 2006. NFL Draft
- Spent his first three seasons as a defensive end before moving to an outside linebacker post in Kansas City's 3-4 defensive alignment in 2009.
- Has missed only two games since joining the club, starting 155 regular season contests (105 games at outside linebacker and 50 contests at defensive end).
- Has recorded 33 career forced fumbles which ranks second in team history, trailing only LB Derrick Thomas (45).
- Owns 86.0 sacks to rank second in team history behind Thomas (126.5).
- Earned five-consecutive Pro Bowl selections from 2011-15.
- Was the recipient of the Chiefs prestigious Mack Lee Hill

Award in 2006, an honor bestowed on Kansas City's top rookie or first-year player.

- Escaped from the war-torn African nation of Liberia when he was 10 years old, joining his father Henry, who was a chemistry and physics teacher in the United States.
- Led the AFC and finished second in the NFL with 14.5 sacks in 2010.
- With 11.0 sacks in 2013, became just the third player in franchise history to record at least three seasons with double-digit sack totals, joining LB Derrick Thomas (seven) and DE Neil Smith (four).
- Has started 155 career regular season contests, owning 584 tackles (468 solo), 86.0 sacks (-566.5 yards), 33 forced fumbles, seven fumble recoveries, including one for a touchdown, two interceptions, including one for a touchdown and 16 passes defended.
- Has also started four playoff games, recording 16 tackles (10 solo), 2.0 sacks (-8.0 yards), two QB

pressures, two forced fumbles, one fumble recovery and one pass defended.

Transactions:

Signed with Kansas City (3/10/16) ... Signed with Kansas

City (8/4/11) ... Signed with Kansas City (7/28/06) ... Originally entered the NFL as the Chiefs first-round pick (20th overall) in the 2006 NFL Draft.

COLLEGE

Saw duty in 47 games (34 starts) at Penn State ... Recorded 179 tackles (84 solo), 36.0 stops for loss and 14.0 sacks (-87.0 yards) ... Also had three QB pressures, six passes defended, one fumble recovery, two forced fumbles and an interception for five yards ... Opened all 12 games at defensive end as a senior in 2005 ... Totaled 65 tackles (27 solo), 17.0 tackles for loss and a team-high 11.0 sacks (-79.0 yards) ... Also had two QB pressures, four passes defended and a forced fumble ... Was a consensus All-America selection and was named first-team All-Big Ten ... Named the Big Ten Defensive Lineman of the Year ... His 11.0 sacks led the conference and ranked eighth in the NCAA ... Recorded nine tackles and tied a school single-game record with 4.0 sacks vs. Wisconsin ... Started all 11 games at defensive end as a junior in 2004 ... Totaled 51 tackles (29 solo), 12.0 stops for loss and 2.0 sacks (-17.0 yards) ... Earned second-team All-Big Ten honors

... Appeared in 12 games, starting 11 games at defensive tackle in 2003 as a sophomore ... Tallied 53 tackles (23 solo), including 6.0 tackles for loss, a sack, a fumble recovery and one pass defended ... Played in 12 games, recording 10 tackles (five solo) in 2002 ... Graduated with a degree in Journalism.

PERSONAL

- Was a nominee for the 2001 New Jersey Gatorade Player of the Year for Teaneck High School in Teaneck, N.J.
- Collected 64 solo tackles, including 23.0 stops for loss and 8.0 sacks as a senior.
- Recorded 45 solo tackles, 24.0 stops for loss and 12.0 sacks his junior campaign.
- Also played basketball during prep career.
- Spends much of his free time writing and recording music and has a recording studio in his basement.
- Grew up playing street soccer in Liberia.
- Has a daughter, Sia.

TAMBA HALI - NFL REGULAR SEASON STATISTICS

TEAM	GP	GS	TACKLES							INTERCEPTIONS						O. FUMB			ST		MISC	
			TK	S	A	TFL	YDS	SK	YDS	QBH	NO	YDS	LG	TD	PD	FF	FR	YDS	S	A	S	A
2006 Chiefs	16	16	65	55	10	0	0	8.0	48.0	7	1	-9	0	0	4	5	1	0	0	0	0	0
2007 Chiefs	16	16	60	52	8	0	0	7.5	50.0	11	0	0	0	0	2	2	0	0	0	0	0	0
2008 Chiefs	15	15	55	44	11	5	0	3.0	23.0	6	0	0	0	0	2	3	1	0	0	0	0	0
2009 Chiefs	16	16	65	48	17	9	0	8.5	45.5	11	0	0	0	0	1	4	0	0	0	0	0	0
2010 Chiefs	16	16	50	31	19	12	0	14.5	91.5	27	0	0	0	0	3	4	2	2	0	0	0	0
2011 Chiefs	16	16	83	68	15	12	0	12.0	80.0	27	0	0	0	0	0	4	0	0	0	0	0	0
2012 Chiefs	15	15	51	43	8	13	1	9.0	57.0	16	0	0	0	0	2	1	0	0	0	0	0	0
2013 Chiefs	15	15	46	39	7	12	90	11.0	78.5	15	1	10	10t	1	1	4	2	11	0	0	0	0
2014 Chiefs	16	16	59	47	12	7	29	6.0	40.0	11	0	0	0	0	0	3	1	0	0	0	0	0
2015 Chiefs	15	14	48	39	9	11	55	6.5	53.0	18	0	0	0	0	1	2	0	0	0	0	0	0
2016 Chiefs	1	0	1	1	0	0	0	0.0	0.0	0	0	0	0	0	0	0	0	0	0	0	0	0
NFL TOTALS	157	155	583	467	116	81	175	86.0	566.5	149	2	1	10t	1	16	32	7	13	0	0.0	0	0.0

TAMBA HALI - NFL PLAYOFF STATISTICS

TEAM	GP	GS	TACKLES								INTERCEPTIONS					O. FUMB			ST		MISC	
			TK	S	A	TFL	YDS	SK	YDS	QBH	NO	YDS	LG	TD	PD	FF	FR	YDS	S	A	S	A
2006 Chiefs	1	1	5	4	1	0	0	0.0	0.0	0	0	0	0	0	0	0	0	0	0	0	0	0
2010 Chiefs	1	1	8	6	2	0	0	2.0	8.0	1	0	0	0	0	0	1	1	1	0	0	0	0
2013 Chiefs	1	1	1	1	0	0	0	0.0	0.0	1	0	0	0	0	0	1	0	0	0	0	0	0
2015 Chiefs	2	1	3	1	2	0	0	0.0	0.0	0	0	0	0	0	0	0	0	0	0	0	0	0
NFL TOTALS	5	4	17	12	5	0	0	2.0	8.0	2	0	0	0	0	1	2	1	0	0	0.0	0	0.0

SINGLE-GAME HIGHS

Tackles

- 10 vs. Denver Broncos, Dec 06, 2009
- 10 at Pittsburgh Steelers, Oct 15, 2006
- 9 at San Diego Chargers, Nov 01, 2012
- 9 vs. Minnesota Vikings, Oct 02, 2011
- ...3 more at 9.

Sacks

3.00 vs. Green Bay Packers, Dec 18, 2011
 3.00 vs. San Francisco 49ers, Sep 26, 2010
 3.00 vs. Denver Broncos, Dec 06, 2009
 2.50 vs. Houston Texans, Oct 20, 2013
 ...2 more at 2.50.

Pass Defenses

1 at Baltimore Ravens, Dec 20, 2015
 1 at Jacksonville Jaguars, Sep 08, 2013
 1 at Cleveland Browns, Dec 09, 2012
 ...13 more at 1.

Forced Fumbles

2 vs. Houston Texans, Oct 20, 2013
 2 vs. Denver Broncos, Dec 06, 2009
 2 vs. San Diego Chargers, Dec 14, 2008
 ...1 more at 2.

Fumble Recoveries

1 vs. New England Patriots, Sep 29, 2014
 1 at Oakland Raiders, Dec 15, 2013
 1 at Buffalo Bills, Nov 03, 2013
 ...4 more at 1.

Tackles For Loss

3.00 at San Diego Chargers, Nov 22, 2015
 3.00 at Washington Redskins, Dec 08, 2013
 3.00 vs. Oakland Raiders, Oct 13, 2013
 ...1 more at 3.00.

Interceptions

1 at Jacksonville Jaguars, Sep 08, 2013
 1 at San Diego Chargers, Dec 17, 2006

Interception Return Yards

10 at Jacksonville Jaguars, Sep 08, 2013

2006 GAME-BY-GAME REGULAR SEASON STATISTICS (CHIEFS)

		TACKLES								INTERCEPTIONS					O. FUMB			ST		MISC			
		TK	S	A	SK	YDS	TFL	YDS	QBH	NO	YDS	LG	TD	PD	FF	FR	YDS	S	A	S	A		
09/10	BENGALS	S	7	4	3	0.0	0.0	0	0	0	0	0	0	0	0	0	0	0	0	0	0	L	10-23
09/17	at Broncos	S	9	6	3	0.0	0.0	0	0	0	0	0	0	0	0	0	0	0	0	0	0	L	6-9+
10/01	49ERS	S	2	2	0	1.5	7.5	0	0	1	0	0	0	0	0	1	0	0	0	0	0	W	41-0
10/08	at Cardinals	S	7	5	2	1.0	10.0	0	0	1	0	0	0	0	1	0	0	0	0	0	0	W	23-20
10/15	at Steelers	S	10	9	1	0.0	0.0	0	0	0	0	0	0	0	0	2	0	0	0	0	0	L	7-45
10/22	CHARGERS	S	2	2	0	1.0	1.0	0	0	1	0	0	0	0	0	0	1	0	0	0	0	W	30-27
10/29	SEAHAWKS	S	1	1	0	0.0	0.0	0	0	0	0	0	0	0	1	0	0	0	0	0	0	W	35-28
11/05	at Rams	S	3	3	0	0.0	0.0	0	0	0	0	0	0	0	0	0	0	0	0	0	0	W	31-17
11/12	at Dolphins	S	2	2	0	0.0	0.0	0	0	0	0	0	0	0	0	0	0	0	0	0	0	L	10-13
11/19	RAIDERS	S	3	3	0	0.0	0.0	0	0	0	0	0	0	0	0	0	0	0	0	0	0	W	17-13
11/23	BRONCOS	S	5	5	0	1.5	6.5	0	0	1	0	0	0	0	0	1	0	0	0	0	0	W	19-10
12/03	at Browns	S	3	2	1	0.0	0.0	0	0	0	0	0	0	0	0	0	0	0	0	0	0	L	28-31+
12/10	RAVENS	S	3	3	0	0.0	0.0	0	0	0	0	0	0	0	0	0	0	0	0	0	0	L	10-20
12/17	at Chargers	S	1	1	0	1.0	6.0	0	0	1	1	-9	-9	0	1	0	0	0	0	0	0	L	9-20
12/23	at Raiders	S	6	6	0	1.0	9.0	0	0	0	0	0	0	0	0	1	0	0	0	0	0	W	20-9
12/31	JAGUARS	S	1	1	0	1.0	8.0	0	0	2	0	0	0	0	1	0	0	0	0	0	0	W	35-30
2006 TOTALS		16-16	65	55	10	8	48.0	0	0	7	1	-9	-9	0	4	5	1	0	0	0	0	9-7	

+ - Overtime

2007 GAME-BY-GAME REGULAR SEASON STATISTICS (CHIEFS)

			TACKLES								INTERCEPTIONS					O. FUMB			ST		MISC			
			TK	S	A	SK	YDS	TFL	YDS	QBH	NO	YDS	LG	TD	PD	FF	FR	YDS	S	A	S	A		
09/09	at Texans	S	8	6	2	0.0	0.0	0	0	0	0	0	0	0	0	0	0	0	0	0	0	L	3-20	
09/16	at Bears	S	3	3	0	0.0	0.0	0	0	0	0	0	0	0	0	0	0	0	0	0	0	L	10-20	
09/23	VIKINGS	S	2	2	0	2.0	15.0	0	0	2	0	0	0	0	0	0	0	0	0	0	0	W	13-10	
09/30	at Chargers	S	0	0	0	0.0	0.0	0	0	1	0	0	0	0	0	0	0	0	0	0	0	W	30-16	
10/07	JAGUARS	S	2	2	0	0.0	0.0	0	0	1	0	0	0	0	0	0	0	0	0	0	0	L	7-17	
10/14	BENGALS	S	3	2	1	0.5	4.0	0	0	1	0	0	0	0	1	0	0	0	0	0	0	W	27-20	
10/21	at Raiders	S	2	2	0	0.0	0.0	0	0	0	0	0	0	0	0	0	0	0	0	0	0	W	12-10	
11/04	PACKERS	S	3	1	2	0.5	3.0	0	0	0	0	0	0	0	0	1	0	0	0	0	0	L	22-33	
11/11	BRONCOS	S	1	1	0	0.0	0.0	0	0	0	0	0	0	0	1	0	0	0	0	0	0	L	11-27	
11/18	at Colts	S	4	4	0	1.0	7.0	0	0	0	0	0	0	0	0	1	0	0	0	0	0	L	10-13	
11/25	RAIDERS	S	3	2	1	1.0	8.0	0	0	1	0	0	0	0	0	0	0	0	0	0	0	L	17-20	
12/02	CHARGERS	S	4	4	0	0.0	0.0	0	0	1	0	0	0	0	0	0	0	0	0	0	0	L	10-24	
12/09	at Broncos	S	3	3	0	1.0	6.0	0	0	1	0	0	0	0	0	0	0	0	0	0	0	L	7-41	
12/16	TITANS	S	9	8	1	0.5	6.0	0	0	1	0	0	0	0	0	0	0	0	0	0	0	L	17-26	
12/23	at Lions	S	4	4	0	0.0	0.0	0	0	0	0	0	0	0	0	0	0	0	0	0	0	L	20-25	
12/30	at Jets	S	9	8	1	1.0	1.0	0	0	2	0	0	0	0	0	0	0	0	0	0	0	L	10-13+	
2007 TOTALS	16-16		60	52	8	7.5	50.0	0	0	11	0	0	0	0	2	2	0	0	0	0	0	4-12		

+ - Overtime

2008 GAME-BY-GAME REGULAR SEASON STATISTICS (CHIEFS)

OPPONENT			TACKLES							INTERCEPTIONS					O. FUMB			ST		MISC		SCORE	
			TK	S	A	SK	YDS	TFL	YDS	QBH	NO	YDS	LG	TD	PD	FF	FR	YDS	S	A	S		A
09/07	at Patriots	S	4	4	0	0.0	0.0	0	0	0	0	0	0	0	1	0	0	0	0	0	0	0	L 10-17
09/14	RAIDERS	S	5	3	2	0.0	0.0	1	0	0	0	0	0	0	0	0	0	0	0	0	0	0	L 8-23
09/21	at Falcons	S	5	5	0	0.0	0.0	0	0	0	0	0	0	0	0	0	0	0	0	0	0	0	L 14-38
09/28	BRONCOS	S	0	0	0	0.0	0.0	0	0	0	0	0	0	0	0	0	0	0	0	0	0	0	W 33-19
10/05	at Panthers	S	5	5	0	0.0	0.0	0	0	0	0	0	0	0	0	0	0	0	0	0	0	0	L 0-34
10/19	TITANS	S	2	1	1	0.0	0.0	0	0	0	0	0	0	0	1	0	0	0	0	0	0	0	L 10-34
10/26	at Jets	S	3	2	1	1.0	5.0	2	0	2	0	0	0	0	0	0	0	0	0	0	0	0	L 24-28
11/02	BUCCANEERS	S	5	5	0	0.0	0.0	0	0	2	0	0	0	0	0	1	0	0	0	0	0	0	L 27-30+
11/09	at Chargers	S	0	0	0	0.0	0.0	0	0	0	0	0	0	0	0	0	0	0	0	0	0	0	L 19-20
11/16	SAINTS		INACTIVE																			L 20-30	
11/23	BILLS	S	4	3	1	0.0	0.0	0	0	0	0	0	0	0	0	0	0	0	0	0	0	0	L 31-54
11/30	at Raiders	S	1	1	0	0.0	0.0	0	0	0	0	0	0	0	0	0	0	0	0	0	0	0	W 20-13
12/07	at Broncos	S	6	5	1	0.0	0.0	0	0	0	0	0	0	0	0	0	0	0	0	0	0	0	L 17-24
12/14	CHARGERS	S	6	6	0	2.0	18.0	2	0	1	0	0	0	0	0	2	1	0	0	0	0	0	L 21-22
12/21	DOLPHINS	S	2	1	1	0.0	0.0	0	0	1	0	0	0	0	0	0	0	0	0	0	0	0	L 31-38
12/28	at Bengals	S	7	3	4	0.0	0.0	0	0	0	0	0	0	0	0	0	0	0	0	0	0	0	L 6-16
2008 TOTALS		15-15	55	44	11	3	23.0	5	0	6	0	0	0	0	2	3	1	0	0	0	0	0	2-14

+ - Overtime

2009 GAME-BY-GAME REGULAR SEASON STATISTICS (CHIEFS)

OPPONENT			TACKLES								INTERCEPTIONS					O. FUMB			ST		MISC		SCORE	
			TK	S	A	SK	YDS	TFL	YDS	QBH	NO	YDS	LG	TD	PD	FF	FR	YDS	S	A	S	A		
09/13	at Ravens	S	5	3	2	1.0	4.0	0	0	0	0	0	0	0	0	1	0	0	0	0	0	0	L 24-38	
09/20	RAIDERS	S	0	0	0	0.0	0.0	0	0	0	0	0	0	0	1	0	0	0	0	0	0	0	L 10-13	
09/27	at Eagles	S	2	2	0	0.0	0.0	0	0	0	0	0	0	0	0	0	0	0	0	0	0	0	L 14-34	
10/04	GIANTS	S	6	5	1	1.0	8.0	0	0	1	0	0	0	0	0	1	0	0	0	0	0	0	L 16-27	
10/11	COWBOYS	S	1	1	0	0.0	0.0	0	0	0	0	0	0	0	0	0	0	0	0	0	0	0	L 20-26+	
10/18	at Redskins	S	4	2	2	1.0	7.0	1	0	1	0	0	0	0	0	0	0	0	0	0	0	0	W 14-6	
10/25	CHARGERS	S	5	3	2	0.0	0.0	1	0	1	0	0	0	0	0	0	0	0	0	0	0	0	L 7-37	
11/08	at Jaguars	S	4	4	0	0.0	0.0	2	0	1	0	0	0	0	0	0	0	0	0	0	0	0	L 21-24	
11/15	at Raiders	S	3	1	2	0.5	6.5	1	0	1	0	0	0	0	0	0	0	0	0	0	0	0	W 16-10	
11/22	STEELERS	S	7	5	2	0.0	0.0	1	0	0	0	0	0	0	0	0	0	0	0	0	0	0	W 27-24+	
11/29	at Chargers	S	5	4	1	0.0	0.0	0	0	0	0	0	0	0	0	0	0	0	0	0	0	0	L 14-43	
12/06	BRONCOS	S	10	9	1	3.0	12.0	1	0	2	0	0	0	0	0	2	0	0	0	0	0	0	L 13-44	
12/13	BILLS	S	3	2	1	1.0	6.0	1	0	2	0	0	0	0	0	0	0	0	0	0	0	0	L 10-16	
12/20	BROWNS	S	3	3	0	0.0	0.0	0	0	0	0	0	0	0	0	0	0	0	0	0	0	0	L 34-41	
12/27	at Bengals	S	4	3	1	0.0	0.0	0	0	0	0	0	0	0	0	0	0	0	0	0	0	0	L 10-17	
01/03	at Broncos	S	3	1	2	1.0	2.0	1	0	2	0	0	0	0	0	0	0	0	0	0	0	0	W 44-24	
2009 TOTALS	16-16		65	48	17	8.5	45.5	9	0	11	0	0	0	0	1	4	0	0	0	0	0	0	0	4-12

+ - Overtime

2010 GAME-BY-GAME REGULAR SEASON STATISTICS (CHIEFS)

OPPONENT			TACKLES								INTERCEPTIONS					O. FUMB			ST		MISC		SCORE	
			TK	S	A	SK	YDS	TFL	YDS	QBH	NO	YDS	LG	TD	PD	FF	FR	YDS	S	A	S	A		
09/13	CHARGERS	S	4	2	2	0.5	4.5	1	0	1	0	0	0	0	0	0	0	0	0	0	0	0	W 21-14	
09/19	at Browns	S	0	0	0	0.0	0.0	0	0	1	0	0	0	0	0	0	0	0	0	0	0	0	W 16-14	
09/26	49ERS	S	2	1	1	3.0	15.0	2	0	4	0	0	0	0	0	1	0	0	0	0	0	0	W 31-10	
10/10	at Colts	S	6	6	0	1.0	0.0	0	0	2	0	0	0	0	1	1	0	0	0	0	0	0	L 9-19	
10/17	at Texans	S	0	0	0	0.0	0.0	0	0	1	0	0	0	0	0	0	0	0	0	0	0	0	L 31-35	
10/24	JAGUARS	S	3	2	1	1.0	6.0	2	0	3	0	0	0	0	0	0	0	0	0	0	0	0	W 42-20	
10/31	BILLS	S	4	2	2	1.5	16.5	1	0	3	0	0	0	0	1	0	0	0	0	0	0	0	W 13-10+	
11/07	at Raiders	S	4	2	2	1.0	5.0	1	0	2	0	0	0	0	0	0	0	0	0	0	0	0	L 20-23+	
11/14	at Broncos	S	3	1	2	0.0	0.0	0	0	0	0	0	0	0	0	0	0	0	0	0	0	0	L 29-49	
11/21	CARDINALS	S	1	1	0	0.0	0.0	0	0	1	0	0	0	0	0	0	0	0	0	0	0	0	W 31-13	
11/28	at Seahawks	S	4	1	3	0.0	0.0	0	0	0	0	0	0	0	0	1	2	0	0	0	0	0	W 42-24	
12/05	BRONCOS	S	3	1	2	2.0	14.0	1	0	2	0	0	0	0	0	1	1	0	0	0	0	0	W 10-6	
12/12	at Chargers	S	6	5	1	1.0	5.0	0	0	0	0	0	0	0	0	1	0	0	0	0	0	0	L 0-31	
12/19	at Rams	S	1	0	1	0.0	0.0	0	0	2	0	0	0	0	1	0	0	0	0	0	0	0	W 27-13	
12/26	TITANS	S	3	2	1	1.0	12.0	1	0	1	0	0	0	0	0	0	0	0	0	0	0	0	W 34-14	
01/02	RAIDERS	S	6	5	1	2.5	13.5	3	0	4	0	0	0	0	0	0	0	0	0	0	0	0	L 10-31	
2010 TOTALS			16-16	50	31	19	14.5	91.5	12	0	27	0	0	0	0	3	4	2	2	0	0	0	0	10-6

+ - Overtime

2011 GAME-BY-GAME REGULAR SEASON STATISTICS (CHIEFS)

OPPONENT		TACKLES							INTERCEPTIONS					O. FUMB			ST		MISC			SCORE
		TK	S	A	SK	YDS	TFL	YDS	QBH	NO	YDS	LG	TD	PD	FF	FR	YDS	S	A	S	A	
09/11	BILLS	S	8	8	0	1.0	7.0	2	0	2	0	0	0	0	0	0	0	0	0	0	0	L 7-41
09/18	at Lions	S	6	3	3	0.0	0.0	0	0	4	0	0	0	0	0	0	0	0	0	0	0	L 3-48
09/25	at Chargers	S	7	6	1	1.0	5.0	1	0	2	0	0	0	0	0	0	0	0	0	0	0	L 17-20
10/02	VIKINGS	S	9	8	1	2.0	12.0	2	0	5	0	0	0	0	0	0	0	0	0	0	0	W 22-17
10/09	at Colts	S	6	3	3	0.0	0.0	1	0	0	0	0	0	0	0	0	0	0	0	0	0	W 28-24
10/23	at Raiders	S	3	1	2	0.0	0.0	0	0	3	0	0	0	0	0	0	0	0	0	0	0	W 28-0
10/31	CHARGERS	S	4	4	0	2.0	17.0	1	0	1	0	0	0	0	1	0	0	0	0	0	0	W 23-20+
11/06	DOLPHINS	S	2	1	1	0.0	0.0	0	0	1	0	0	0	0	0	0	0	0	0	0	0	L 3-31
11/13	BRONCOS	S	6	4	2	0.0	0.0	1	0	0	0	0	0	0	0	0	0	0	0	0	0	L 10-17
11/21	at Patriots	S	4	4	0	1.0	9.0	1	0	2	0	0	0	0	0	0	0	0	0	0	0	L 3-34
11/27	STEELERS	S	2	1	1	0.0	0.0	0	0	2	0	0	0	0	1	0	0	0	0	0	0	L 9-13
12/04	at Bears	S	2	2	0	1.0	4.0	1	0	1	0	0	0	0	0	0	0	0	0	0	0	W 10-3
12/11	at Jets	S	7	6	1	1.0	13.0	0	0	0	0	0	0	0	1	0	0	0	0	0	0	L 10-37
12/18	PACKERS	S	5	5	0	3.0	13.0	1	0	3	0	0	0	0	1	0	0	0	0	0	0	W 19-14
12/24	RAIDERS	S	8	8	0	0.0	0.0	1	0	1	0	0	0	0	0	0	0	0	0	0	0	L 13-16+
01/01	at Broncos	S	4	4	0	0.0	0.0	0	0	0	0	0	0	0	0	0	0	0	0	0	0	W 7-3
2011 TOTALS		16-16	83	68	15	12	80.0	12	0	27	0	0	0	0	0	4	0	0	0	0	0	7-9

+ - Overtime

2012 GAME-BY-GAME REGULAR SEASON STATISTICS (CHIEFS)

OPPONENT		TACKLES							INTERCEPTIONS					O. FUMB			ST		MISC			SCORE
		TK	S	A	SK	YDS	TFL	YDS	QBH	NO	YDS	LG	TD	PD	FF	FR	YDS	S	A	S	A	
09/09	FALCONS									NOT ON ROSTER												L 24-40
09/16	at Bills	S	4	3	1	0.0	0.0	1	0	0	0	0	0	0	0	0	0	0	0	0	0	L 17-35
09/23	at Saints	S	0	0	0	0.0	0.0	0	0	1	0	0	0	0	0	0	0	0	0	0	0	W 27-24+
09/30	CHARGERS	S	5	5	0	1.0	10.0	2	0	1	0	0	0	0	0	0	0	0	0	0	0	L 20-37
10/07	RAVENS	S	6	6	0	2.0	9.0	2	0	3	0	0	0	0	0	0	0	0	0	0	0	L 6-9
10/14	at Buccaneers	S	2	2	0	1.0	10.0	0	0	1	0	0	0	0	1	0	0	0	0	0	0	L 10-38
10/28	RAIDERS	S	2	2	0	0.0	0.0	0	0	1	0	0	0	0	0	0	0	0	0	0	0	L 16-26
11/01	at Chargers	S	9	6	3	1.0	4.0	1	0	1	0	0	0	0	0	0	0	0	0	0	0	L 13-31
11/12	at Steelers	S	2	1	1	0.0	0.0	0	0	1	0	0	0	0	1	0	0	0	0	0	0	L 13-16+
11/18	BENGALS	S	5	4	1	1.0	6.0	2	0	1	0	0	0	0	0	0	0	0	0	0	0	L 6-28
11/25	BRONCOS	S	3	3	0	0.0	0.0	0	0	0	0	0	0	0	0	0	0	0	0	0	0	L 9-17
12/02	PANTHERS	S	3	3	0	0.0	0.0	1	1	2	0	0	0	0	0	0	0	0	0	0	0	W 27-21
12/09	at Browns	S	4	2	2	2.0	13.0	2	0	2	0	0	0	0	1	0	0	0	0	0	0	L 7-30
12/16	at Raiders	S	2	2	0	0.0	0.0	1	0	0	0	0	0	0	0	0	0	0	0	0	0	L 0-15
12/23	COLTS	S	2	2	0	1.0	5.0	1	0	1	0	0	0	0	0	0	0	0	0	0	0	L 13-20
12/30	at Broncos	S	2	2	0	0.0	0.0	0	0	1	0	0	0	0	0	0	0	0	0	0	0	L 3-38
2012 TOTALS		15-15	51	43	8	9	57.0	13	1	16	0	0	0	0	2	1	0	0	0	0	0	2-14

+ - Overtime

2013 GAME-BY-GAME REGULAR SEASON STATISTICS (CHIEFS)

OPPONENT		TACKLES							INTERCEPTIONS					O. FUMB			ST		MISC			SCORE
		TK	S	A	SK	YDS	TFL	YDS	QBH	NO	YDS	LG	TD	PD	FF	FR	YDS	S	A	S	A	
09/08	at Jaguars	S	2	2	0	0.0	0.0	0	0	1	1	10	10	1	1	0	0	0	0	0	0	W 28-2
09/15	COWBOYS	S	3	3	0	0.0	0.0	0	0	1	0	0	0	0	0	0	0	0	0	0	0	W 17-16
09/19	at Eagles	S	3	3	0	1.0	1.0	1	1	1	0	0	0	0	0	0	0	0	0	0	0	W 26-16
09/29	GIANTS	S	4	4	0	2.0	9.0	1	8	1	0	0	0	0	1	0	0	0	0	0	0	W 31-7
10/06	at Titans	S	1	1	0	1.0	6.0	0	0	1	0	0	0	0	1	0	0	0	0	0	0	W 26-17
10/13	RAIDERS	S	4	3	1	2.5	26.5	3	27	4	0	0	0	0	0	0	0	0	0	0	0	W 24-7
10/20	TEXANS	S	7	6	1	2.5	29.0	2	30	3	0	0	0	0	2	0	0	0	0	0	0	W 17-16
10/27	BROWNS	S	2	2	0	0.0	0.0	0	0	1	0	0	0	0	0	0	0	0	0	0	0	W 23-17
11/03	at Bills	S	4	2	0	0.0	0.0	0	0	0	0	0	0	0	0	1	11	0	0	0	0	W 23-13
11/17	at Broncos	S	4	3	1	0.0	0.0	1	1	0	0	0	0	0	0	0	0	0	0	0	0	L 17-27
11/24	CHARGERS	S	1	0	1	0.0	0.0	0	0	0	0	0	0	0	0	0	0	0	0	0	0	L 38-41
12/01	BRONCOS	S	2	2	0	0.0	0.0	1	1	0	0	0	0	0	0	0	0	0	0	0	0	L 28-35
12/08	at Redskins	S	6	5	1	2.0	7.0	3	22	2	0	0	0	0	0	0	0	0	0	0	0	W 45-10
12/15	at Raiders	S	1	1	0	0.0	0.0	0	0	0	0	0	0	0	0	1	0	0	0	0	0	W 56-31
12/22	COLTS	S	2	2	0	0.0	0.0	0	0	0	0	0	0	0	0	0	0	0	0	0	0	L 7-23
12/29	at Chargers									INACTIVE												L 24-27+
2013 TOTALS		15-15	46	39	7	11	78.5	12	90	15	1	10	10t	1	1	4	2	11	0	0	0	11-5

2014 GAME-BY-GAME REGULAR SEASON STATISTICS (CHIEFS)

OPPONENT			TACKLES							INTERCEPTIONS					O. FUMB			ST		MISC		SCORE
			TK	S	A	SK	YDS	TFL	YDS	QBH	NO	YDS	LG	TD	PD	FF	FR	YDS	S	A	S	
09/07	TITANS	S	2	2	0	0.0	0.0	0	0	0	0	0	0	0	0	0	0	0	0	0	0	L 10-26
09/14	at Broncos	S	4	4	0	1.0	5.0	2	8	1	0	0	0	0	0	0	0	0	0	0	0	L 17-24
09/21	at Dolphins	S	5	4	1	1.0	8.0	1	8	0	0	0	0	0	0	1	0	0	0	0	0	W 34-15
09/29	PATRIOTS	S	3	3	0	1.0	5.0	1	3	0	0	0	0	0	0	1	1	0	0	0	0	W 41-14
10/05	at 49ers	S	2	1	1	0.0	0.0	0	0	0	0	0	0	0	0	0	0	0	0	0	0	L 17-22
10/19	at Chargers	S	3	3	0	1.0	15.0	0	0	1	0	0	0	0	0	1	0	0	0	0	0	W 23-20
10/26	RAMS	S	1	1	0	0.0	0.0	0	0	1	0	0	0	0	0	0	0	0	0	0	0	W 34-7
11/02	JETS	S	5	5	0	0.0	0.0	0	0	0	0	0	0	0	0	0	0	0	0	0	0	W 24-10
11/09	at Bills	S	3	0	3	0.0	0.0	0	0	0	0	0	0	0	0	0	0	0	0	0	0	W 17-13
11/16	SEAHAWKS	S	7	7	0	1.0	2.0	1	2	3	0	0	0	0	0	0	0	0	0	0	0	W 24-20
11/20	at Raiders	S	5	2	3	0.0	0.0	0	0	0	0	0	0	0	0	0	0	0	0	0	0	L 20-24
11/30	BRONCOS	S	5	5	0	0.0	0.0	1	3	1	0	0	0	0	0	0	0	0	0	0	0	L 16-29
12/07	at Cardinals	S	3	3	0	0.0	0.0	0	0	0	0	0	0	0	0	0	0	0	0	0	0	L 14-17
12/14	RAIDERS	S	3	3	0	1.0	5.0	1	5	4	0	0	0	0	0	0	0	0	0	0	0	W 31-13
12/21	at Steelers	S	6	2	4	0.0	0.0	0	0	0	0	0	0	0	0	0	0	0	0	0	0	L 12-20
12/28	CHARGERS	S	2	2	0	0.0	0.0	0	0	0	0	0	0	0	0	0	0	0	0	0	0	W 19-7
2014 TOTALS	16-16	59	47	12	6	40.0	7	29	11	0	0	0	0	0	3	1	0	0	0	0	0	9-7

2015 GAME-BY-GAME REGULAR SEASON STATISTICS (CHIEFS)

OPPONENT		TACKLES								INTERCEPTIONS					O. FUMB			ST		MISC		SCORE
		TK	S	A	SK	YDS	TFL	YDS	QBH	NO	YDS	LG	TD	PD	FF	FR	YDS	S	A	S	A	
09/13 at Texans	S	3	2	1	0.0	0.0	0	0	0	0	0	0	0	0	0	0	0	0	0	0	0	W 27-20
09/17 BRONCOS	S	1	1	0	0.0	0.0	0	0	2	0	0	0	0	0	0	0	0	0	0	0	0	L 24-31
09/28 at Packers	S	3	3	0	1.0	8.0	1	8	2	0	0	0	0	0	0	0	0	0	0	0	0	L 28-38
10/04 at Bengals	S	1	0	1	0.0	0.0	0	0	0	0	0	0	0	0	0	0	0	0	0	0	0	L 21-36
10/11 BEARS	S	2	2	0	0.0	0.0	0	0	0	0	0	0	0	0	0	0	0	0	0	0	0	L 17-18
10/18 at Vikings	S	5	4	1	0.0	0.0	1	5	0	0	0	0	0	0	0	0	0	0	0	0	0	L 10-16
10/25 STEELERS	S	5	4	1	2.0	17.0	1	8	2	0	0	0	0	0	1	0	0	0	0	0	0	W 23-13
11/01 LIONS	S	2	0	2	0.5	3.0	0	0	2	0	0	0	0	0	0	0	0	0	0	0	0	W 45-10
11/15 at Broncos	S	4	4	0	0.0	0.0	1	3	1	0	0	0	0	0	0	0	0	0	0	0	0	W 29-13
11/22 at Chargers	S	5	5	0	2.0	20.0	3	20	3	0	0	0	0	0	0	0	0	0	0	0	0	W 33-3
11/29 BILLS	S	4	3	1	1.0	5.0	0	0	3	0	0	0	0	0	1	0	0	0	0	0	0	W 30-22
12/06 at Raiders	S	4	3	1	0.0	0.0	2	8	1	0	0	0	0	0	0	0	0	0	0	0	0	W 34-20
12/13 CHARGERS	S	6	5	1	0.0	0.0	2	3	1	0	0	0	0	0	0	0	0	0	0	0	0	W 10-3
12/20 at Ravens	S	2	2	0	0.0	0.0	0	0	1	0	0	0	0	1	0	0	0	0	0	0	0	W 34-14
12/27 BROWNS		INACTIVE																				W 17-13
01/03 RAIDERS	P	1	1	0	0.0	0.0	0	0	0	0	0	0	0	0	0	0	0	0	0	0	0	W 23-17
2015 TOTALS	15-14	48	39	9	6.5	53.0	11	55	18	0	0	0	0	1	2	0	0	0	0	0	0	11-5

2016 GAME-BY-GAME REGULAR SEASON STATISTICS (CHIEFS)

OPPONENT		TACKLES								INTERCEPTIONS					O. FUMB			ST		MISC		SCORE
		TK	S	A	SK	YDS	TFL	YDS	QBH	NO	YDS	LG	TD	PD	FF	FR	YDS	S	A	S	A	
09/11 CHARGERS	P	1	1	0	0.0	0.0	0	0	0	0	0	0	0	0	0	0	0	0	0	0	0	W 33-27+
2016 TOTALS	1-0	1	1	0	0	0.0	0	0	0	0	0	0	0	0	0	0	0	0	0	0	0	1-0

+ - Overtime

2006 GAME-BY-GAME PLAYOFF STATISTICS (CHIEFS)

OPPONENT		TACKLES								INTERCEPTIONS					O. FUMB			ST		MISC		SCORE
		TK	S	A	SK	YDS	TFL	YDS	QBH	NO	YDS	LG	TD	PD	FF	FR	YDS	S	A	S	A	
01/06 at Colts	S	5	4	1	0.0	0.0	0	0	0	0	0	0	0	0	0	0	0	0	0	0	0	L 8-23
2006 TOTALS	1-1	5	4	1	0	0.0	0	0	0	0	0	0	0	0	0	0	0	0	0	0	0	0-1

2010 GAME-BY-GAME PLAYOFF STATISTICS (CHIEFS)

OPPONENT		TACKLES								INTERCEPTIONS					O. FUMB			ST		MISC		SCORE
		TK	S	A	SK	YDS	TFL	YDS	QBH	NO	YDS	LG	TD	PD	FF	FR	YDS	S	A	S	A	
01/09 RAVENS	S	8	6	2	2.0	8.0	0	0	1	0	0	0	0	1	1	1	0	0	0	0	0	L 7-30
2010 TOTALS	1-1	8	6	2	2	8.0	0	0	1	0	0	0	0	1	1	1	0	0	0	0	0	0-1

2013 GAME-BY-GAME PLAYOFF STATISTICS (CHIEFS)

OPPONENT		TACKLES							INTERCEPTIONS					O. FUMB			ST		MISC			SCORE
		TK	S	A	SK	YDS	TFL	YDS	QBH	NO	YDS	LG	TD	PD	FF	FR	YDS	S	A	S	A	
01/04 at Colts	S	1	1	0	0.0	0.0	0	0	1	0	0	0	0	0	1	0	0	0	0	0	0	L 44-45
2013 TOTALS	1-1	1	1	0	0	0.0	0	0	1	0	0	0	0	0	1	0	0	0	0	0	0	0-1

2015 GAME-BY-GAME PLAYOFF STATISTICS (CHIEFS)

OPPONENT		TACKLES							INTERCEPTIONS					O. FUMB			ST		MISC			SCORE
		TK	S	A	SK	YDS	TFL	YDS	QBH	NO	YDS	LG	TD	PD	FF	FR	YDS	S	A	S	A	
01/09 at Texans	P	2	0	2	0.0	0.0	0	0	0	0	0	0	0	0	0	0	0	0	0	0	0	W 30-0
01/16 at Patriots	S	1	1	0	0.0	0.0	0	0	0	0	0	0	0	0	0	0	0	0	0	0	0	L 20-27
2015 TOTALS	2-1	3	1	2	0	0.0	0	0	0	0	0	0	0	0	0	0	0	0	0	0	0	1-1



FRANKIE HAMMOND
WIDE RECEIVER



85

6-1 • 184 • Born: 02/17/90
Hallandale Beach, Fla. • NFL Exp: Fourth Season (4th with Chiefs)
GP/GS (Playoffs) 25/3 (2/0)
FA-16 • Florida

• Third-year wide receiver enters his third season with the Chiefs in 2016 after spending the 2013 season on the practice squad.

Transactions:

Signed to the Chiefs practice squad (9/4/16) ... Released by Kansas City (9/3/16) ... Signed to the Chiefs active roster (11/28/15) ... Signed to Kansas City's practice

squad (11/10/15) ... Released by the Chiefs (11/9/15) ... Signed with Kansas City (4/20/15) ... Signed with Kansas City (1/6/14) ... Added to Kansas City's practice squad (9/1/13) ... Released by Kansas City (8/31/13) ... Signed with Kansas City as a rookie free agent (5/1/13).

COLLEGE

Played in 48 games (19 starts) at Florida, recording 63 catches for 809 yards and six touchdowns ... Returned seven punts for 21 yards and a kickoff for 23 yards for the Gators ... Registered a 75-yard touchdown reception at Tennessee, which marked the longest of any Gator in 2012.

PERSONAL

- Also competed as a high jumper with the Florida track team during the spring seasons.
- Prepped at Hallandale High School in Hallandale Beach, Fla., earning third-team Class 4A all-state honors.
- Competed at the fifth IAAF World Youth Championships in Ostrava, Czech Republic in July and entered at the AAU Junior Olympics in Knoxville, Tenn., and jumped 2.08 meters in the high jump to claim top honors at the AAU Junior Olympics.

FRANKIE HAMMOND - NFL REGULAR SEASON STATISTICS

TEAM	GP	GS	RUSHING						RECEIVING				
			NO.	YDS.	AVG.	LG	TD		NO.	YDS	AVG	LG	TD
2013 Chiefs	0	0	0	0	0.0	0	0		0	0	0.0	0	0
2014 Chiefs	16	3	0	0	0.0	0	0		4	45	11.3	22	0
2015 Chiefs	9	0	0	0	0.0	0	0		0	0	0.0	0	0
2016* Chiefs	0	0	0	0	0.0	0	0		0	0	0.0	0	0
NFL TOTALS	25	3	0	0	0.0	0	0		4	45	11.3	22	0

FRANKIE HAMMOND - NFL PLAYOFF STATISTICS

TEAM			RUSHING					RECEIVING				
	GP	GS	NO.	YDS.	AVG.	LG	TD	NO.	YDS	AVG	LG	TD
2015 Chiefs	2	0	0	0	0.0	0	0	2	5	2.5	3	0
NFL TOTALS	2	0	0	0	0.0	0	0	2	5	2.5	3	0

FRANKIE HAMMOND - NFL REGULAR SEASON RETURN STATISTICS

TEAM	KICKOFF RETURNS					PUNT RETURNS					
	RET.	YDS.	AVG.	LG	TD	NO.	FC	YDS	AVG	LG	TD
2013 Chiefs	0	0	0.0	0	0	0	0	0	0.0	0	0
2014 Chiefs	2	74	37.0	37	0	15	4	200	13.3	47	0
2015 Chiefs	0	0	0.0	0	0	14	3	115	8.2	29	0
2016 Chiefs	0	0	0.0	0	0	0	0	0	0.0	0	0
NFL TOTALS	2	74	37.0	37	0	29	7	315	10.9	47	0

FRANKIE HAMMOND - NFL PLAYOFF RETURN STATISTICS

TEAM	KICKOFF RETURNS					PUNT RETURNS					
	RET.	YDS.	AVG.	LG	TD	NO.	FC	YDS	AVG	LG	TD
2015 Chiefs	0	0	0.0	0	0	6	1	61	10.2	19	0
NFL TOTALS	0	0	0.0	0	0	6	1	61	10.2	19	0

SINGLE-GAME HIGHS

Receptions	1	vs.	Oakland Raiders, Dec 14, 2014
	1	at	Oakland Raiders, Nov 20, 2014
	1	vs.	Los Angeles Rams, Oct 26, 2014
	...1 more at 1.		
Receiving Yards	22	vs.	Tennessee Titans, Sep 07, 2014
	9	vs.	Los Angeles Rams, Oct 26, 2014
	7	vs.	Oakland Raiders, Dec 14, 2014
	7	at	Oakland Raiders, Nov 20, 2014
Longest Receptions	22	vs.	Tennessee Titans, Sep 07, 2014
	9	vs.	Los Angeles Rams, Oct 26, 2014
	7	vs.	Oakland Raiders, Dec 14, 2014
	7	at	Oakland Raiders, Nov 20, 2014
All-purpose yards	100	at	Miami Dolphins, Sep 21, 2014
	69	vs.	Tennessee Titans, Sep 07, 2014
	55	at	Oakland Raiders, Nov 20, 2014
	44	vs.	Oakland Raiders, Dec 14, 2014
	39	at	Denver Broncos, Sep 14, 2014
Kickoff Returns	1	vs.	Oakland Raiders, Dec 14, 2014
	1	at	Denver Broncos, Sep 14, 2014
Kickoff Return Yards	37	vs.	Oakland Raiders, Dec 14, 2014
	37	at	Denver Broncos, Sep 14, 2014
Longest Kickoff Return	37	vs.	Oakland Raiders, Dec 14, 2014
	37	at	Denver Broncos, Sep 14, 2014
Fair Catches	2	at	Oakland Raiders, Dec 06, 2015
	2	vs.	Tennessee Titans, Sep 07, 2014
	1	vs.	Buffalo Bills, Nov 29, 2015
	1	vs.	New England Patriots, Sep 29, 2014
	...1 more at 1.		
Punt Return Yards	100	at	Miami Dolphins, Sep 21, 2014
	48	at	Oakland Raiders, Nov 20, 2014
	47	vs.	Tennessee Titans, Sep 07, 2014
	36	vs.	San Diego Chargers, Dec 13, 2015
	29	at	Oakland Raiders, Dec 06, 2015
Longest Punt Return	47	at	Miami Dolphins, Sep 21, 2014
	34	at	Miami Dolphins, Sep 21, 2014
	30	vs.	Tennessee Titans, Sep 07, 2014
	29	at	Oakland Raiders, Dec 06, 2015
	28	at	Oakland Raiders, Nov 20, 2014
Punt Returns	5	at	Miami Dolphins, Sep 21, 2014
	4	vs.	San Diego Chargers, Dec 13, 2015
	4	vs.	Tennessee Titans, Sep 07, 2014
	3	vs.	Oakland Raiders, Jan 03, 2016
	3	at	Baltimore Ravens, Dec 20, 2015
Special Team Tackles	1	vs.	Chicago Bears, Oct 11, 2015
Miscellaneous Tackles	1	vs.	Seattle Seahawks, Nov 16, 2014

SINGLE-GAME HIGHS - POST SEASON

Receptions	1	at	New England Patriots, Jan 16, 2016
	1	at	Houston Texans, Jan 09, 2016
Receiving Yards	3	at	Houston Texans, Jan 09, 2016
	2	at	New England Patriots, Jan 16, 2016
Longest Receptions	3	at	Houston Texans, Jan 09, 2016
	2	at	New England Patriots, Jan 16, 2016
All-purpose yards	37	at	Houston Texans, Jan 09, 2016
	29	at	New England Patriots, Jan 16, 2016
Fair Catches	1	at	Houston Texans, Jan 09, 2016
Punt Return Yards	34	at	Houston Texans, Jan 09, 2016
	27	at	New England Patriots, Jan 16, 2016
Longest Punt Return	19	at	New England Patriots, Jan 16, 2016
	14	at	Houston Texans, Jan 09, 2016
	13	at	Houston Texans, Jan 09, 2016
	8	at	New England Patriots, Jan 16, 2016
Punt Returns	4	at	Houston Texans, Jan 09, 2016
	2	at	New England Patriots, Jan 16, 2016

2013 GAME-BY-GAME REGULAR SEASON STATISTICS (CHIEFS)

		RECEIVING					RUSHING						
	OPPONENT	P/S	NO	YDS	LG	TD	ATT	YDS	LG	TD	W/L	SCORE	
09/08	at Jaguars					PRACTICE SQUAD					W	28-2	
09/15	COWBOYS					PRACTICE SQUAD					W	17-16	
09/19	at Eagles					PRACTICE SQUAD					W	26-16	
09/29	GIANTS					PRACTICE SQUAD					W	31-7	
10/06	at Titans					PRACTICE SQUAD					W	26-17	
10/13	RAIDERS					PRACTICE SQUAD					W	24-7	
10/20	TEXANS					PRACTICE SQUAD					W	17-16	
10/27	BROWNS					PRACTICE SQUAD					W	23-17	
11/03	at Bills					PRACTICE SQUAD					W	23-13	
11/17	at Broncos					PRACTICE SQUAD					L	17-27	
11/24	CHARGERS					PRACTICE SQUAD					L	38-41	
12/01	BRONCOS					PRACTICE SQUAD					L	28-35	
12/08	at Redskins					PRACTICE SQUAD					W	45-10	
12/15	at Raiders					PRACTICE SQUAD					W	56-31	
12/22	COLTS					PRACTICE SQUAD					L	7-23	
12/29	at Chargers					PRACTICE SQUAD					L	24-27+	
2013 TOTALS		0-0	0	0	0	0	0	0	0	0	11-5		

2014 GAME-BY-GAME REGULAR SEASON STATISTICS (CHIEFS)

	OPPONENT	P/S	RECEIVING				RUSHING				W/L	SCORE
			NO	YDS	LG	TD	ATT	YDS	LG	TD		
09/07	TITANS	S	1	22	22	0	0	0	0	0	L	10-26
09/14	at Broncos	P	0	0	0	0	0	0	0	0	L	17-24
09/21	at Dolphins	P	0	0	0	0	0	0	0	0	W	34-15
09/29	PATRIOTS	P	0	0	0	0	0	0	0	0	W	41-14
10/05	at 49ers	P	0	0	0	0	0	0	0	0	L	17-22
10/19	at Chargers	P	0	0	0	0	0	0	0	0	W	23-20
10/26	RAMS	P	1	9	9	0	0	0	0	0	W	34-7
11/02	JETS	P	0	0	0	0	0	0	0	0	W	24-10
11/09	at Bills	P	0	0	0	0	0	0	0	0	W	17-13
11/16	SEAHAWKS	S	0	0	0	0	0	0	0	0	W	24-20
11/20	at Raiders	S	1	7	7	0	0	0	0	0	L	20-24
11/30	BRONCOS	P	0	0	0	0	0	0	0	0	L	16-29
12/07	at Cardinals	P	0	0	0	0	0	0	0	0	L	14-17
12/14	RAIDERS	P	1	7	7	0	0	0	0	0	W	31-13
12/21	at Steelers	P	0	0	0	0	0	0	0	0	L	12-20
12/28	CHARGERS	P	0	0	0	0	0	0	0	0	W	19-7
2014 TOTALS		16-3	4	45	22	0	0	0	0	0	9-7	

2015 GAME-BY-GAME REGULAR SEASON STATISTICS (CHIEFS)


	OPPONENT	P/S	RECEIVING				RUSHING				W/L	SCORE
			NO	YDS	LG	TD	ATT	YDS	LG	TD		
09/13	at Texans					INACTIVE					W	27-20
09/17	BRONCOS					INACTIVE					L	24-31
09/28	at Packers					INACTIVE					L	28-38
10/04	at Bengals	P	0	0	0	0	0	0	0	0	L	21-36
10/11	BEARS	P	0	0	0	0	0	0	0	0	L	17-18
10/18	at Vikings					INACTIVE					L	10-16
10/25	STEELERS	P	0	0	0	0	0	0	0	0	W	23-13
11/01	LIONS					INACTIVE					W	45-10
11/15	at Broncos					PRACTICE SQUAD					W	29-13
11/22	at Chargers					PRACTICE SQUAD					W	33-3
11/29	BILLS	P	0	0	0	0	0	0	0	0	W	30-22
12/06	at Raiders	P	0	0	0	0	0	0	0	0	W	34-20
12/13	CHARGERS	P	0	0	0	0	0	0	0	0	W	10-3
12/20	at Ravens	P	0	0	0	0	0	0	0	0	W	34-14
12/27	BROWNS	P	0	0	0	0	0	0	0	0	W	17-13
01/03	RAIDERS	P	0	0	0	0	0	0	0	0	W	23-17
2015 TOTALS		9-0	0	0	0	0	0	0	0	0	11-5	

2016 GAME-BY-GAME REGULAR SEASON STATISTICS (CHIEFS)

	OPPONENT	P/S	RECEIVING				RUSHING				W/L	SCORE
			NO	YDS	LG	TD	ATT	YDS	LG	TD		
09/11	CHARGERS					PRACTICE SQUAD					W	33-27+
2016 TOTALS		0-0	0	0	0	0	0	0	0	0	1-0	


2015 GAME-BY-GAME PLAYOFF STATISTICS (CHIEFS)

	OPPONENT	P/S	RECEIVING				RUSHING				W/L	SCORE
			NO	YDS	LG	TD	ATT	YDS	LG	TD		
01/09	at Texans	P	1	3	3	0	0	0	0	0	W	30-0
01/16	at Patriots	P	1	2	2	0	0	0	0	0	L	20-27
2015 TOTALS		2-0	2	5	3	0	0	0	0	0	1-1	



DEMETRIUS HARRIS
TIGHT END

6-7 • 230 • Born: 07/29/91
Little Rock, Ark. • NFL Exp: Fourth Season (4th with Chiefs)
GP/GS (Playoffs) 25/12 (2/1)
FA-14 • Wisconsin-Milwaukee



- Third-year tight end enters his third season with the Chiefs in 2016.
- Has played in 24 games (12 starts) in his NFL career.
- Finished the 2014 season on injured reserve with an ankle injury.
- Was a collegiate basketball player at the University of Wisconsin-Milwaukee.

Transactions:

Signed with Kansas City (1/6/14) ... Placed on practice squad/injured list (12/15/13) ... Added to Kansas City's practice squad (9/1/13) ... Released by Kansas City (8/31/13) ... Signed as a rookie free agent with Kansas City (5/1/13).

COLLEGE

Played basketball for UW-Milwaukee serving as the team's power forward ... Originally signed on to play football at Arkansas State after high school but then decided to pursue his basketball career ... As a senior, he led the team in rebounding and finished ninth in the league in field goal shooting ... Played two seasons at Mineral Area Community College.

PERSONAL

- Jacksonville, Ark., native was an all-state football and basketball player at Jacksonville High School.
- Won a state title in basketball.
- Majored in information technology.

DEMETRIUS HARRIS - NFL REGULAR SEASON STATISTICS

TEAM	GP	GS	RUSHING					RECEIVING				
			NO.	YDS.	AVG.	LG	TD	NO.	YDS	AVG	LG	TD
2013 Chiefs	0	0	0	0	0.0	0	0	0	0	0.0	0	0
2014 Chiefs	8	3	0	0	0.0	0	0	3	20	6.7	10	0
2015 Chiefs	16	9	0	0	0.0	0	0	7	74	10.6	25	1
2016* Chiefs	1	0	0	0	0.0	0	0	2	20	10.0	13	0
NFL TOTALS	25	12	0	0	0.0	0	0	12	114	9.5	25	1

DEMETRIUS HARRIS - NFL PLAYOFF STATISTICS

TEAM	RUSHING						RECEIVING					
	GP	GS	NO.	YDS.	AVG.	LG	TD	NO.	YDS	AVG	LG	TD
2015 Chiefs	2	1	0	0	0.0	0	0	1	10	10.0	10	0
NFL TOTALS	2	1	0	0	0.0	0	0	1	10	10.0	10	0

DEMETRIUS HARRIS - NFL REGULAR SEASON RETURN STATISTICS

TEAM	KICKOFF RETURNS						PUNT RETURNS					
	RET.	YDS.	AVG.	LG	TD		NO.	FC	YDS	AVG	LG	TD
2013 Chiefs	0	0	0.0	0	0		0	0	0	0.0	0	0
2014 Chiefs	0	0	0.0	0	0		0	0	0	0.0	0	0
2015 Chiefs	0	0	0.0	0	0		0	0	0	0.0	0	0
2016 Chiefs	0	0	0.0	0	0		0	0	0	0.0	0	0
NFL TOTALS	0	0	0.0	0	0		0	0	0	0.0	0	0

DEMETRIUS HARRIS - NFL PLAYOFF RETURN STATISTICS

TEAM	KICKOFF RETURNS						PUNT RETURNS					
	RET.	YDS.	AVG.	LG	TD		NO.	FC	YDS	AVG	LG	TD
2015 Chiefs	0	0	0.0	0	0		0	0	0	0.0	0	0
NFL TOTALS	0	0	0.0	0	0		0	0	0	0.0	0	0

SINGLE-GAME HIGHS

Receptions	2	vs.	San Diego Chargers, Sep 11, 2016
	2	vs.	San Diego Chargers, Dec 13, 2015
	2	at	San Diego Chargers, Nov 22, 2015
	...1 more at 2.		
Receiving Yards	26	at	San Diego Chargers, Nov 22, 2015
	20	vs.	San Diego Chargers, Sep 11, 2016
	18	vs.	San Diego Chargers, Dec 13, 2015
	15	vs.	Oakland Raiders, Jan 03, 2016
	15	at	Minnesota Vikings, Oct 18, 2015
Longest Receptions	25	at	San Diego Chargers, Nov 22, 2015
	15t	vs.	Oakland Raiders, Jan 03, 2016
	13	vs.	San Diego Chargers, Sep 11, 2016
	12	vs.	San Diego Chargers, Dec 13, 2015
	10	at	Denver Broncos, Sep 14, 2014
Receiving TDs	1	vs.	Oakland Raiders, Jan 03, 2016
All-purpose yards	26	at	San Diego Chargers, Nov 22, 2015
	20	vs.	San Diego Chargers, Sep 11, 2016
	18	vs.	San Diego Chargers, Dec 13, 2015
	15	vs.	Oakland Raiders, Jan 03, 2016
	15	at	Minnesota Vikings, Oct 18, 2015
Special Team Tackles	1	vs.	San Diego Chargers, Sep 11, 2016
	1	at	Baltimore Ravens, Dec 20, 2015
Most TDs	1	vs.	Oakland Raiders, Jan 03, 2016

SINGLE-GAME HIGHS - POST SEASON

Receptions	1	at	New England Patriots, Jan 16, 2016
Receiving Yards	10	at	New England Patriots, Jan 16, 2016
Longest Receptions	10	at	New England Patriots, Jan 16, 2016
All-purpose yards	10	at	New England Patriots, Jan 16, 2016
Special Team Tackles	1	at	New England Patriots, Jan 16, 2016

2013 GAME-BY-GAME REGULAR SEASON STATISTICS (CHIEFS)

	OPPONENT	P/S	RECEIVING				RUSHING				W/L	SCORE
			NO	YDS	LG	TD	ATT	YDS	LG	TD		
09/08	at Jaguars					PRACTICE SQUAD					W	28-2
09/15	COWBOYS					PRACTICE SQUAD					W	17-16
09/19	at Eagles					PRACTICE SQUAD					W	26-16
09/29	GIANTS					PRACTICE SQUAD					W	31-7
10/06	at Titans					PRACTICE SQUAD					W	26-17
10/13	RAIDERS					PRACTICE SQUAD					W	24-7
10/20	TEXANS					PRACTICE SQUAD					W	17-16
10/27	BROWNS					PRACTICE SQUAD					W	23-17
11/03	at Bills					PRACTICE SQUAD					W	23-13
11/17	at Broncos					PRACTICE SQUAD					L	17-27
11/24	CHARGERS					PRACTICE SQUAD					L	38-41
12/01	BRONCOS					PRACTICE SQUAD					L	28-35
12/08	at Redskins					PRACTICE SQUAD					W	45-10
12/15	at Raiders					PRACTICE SQUAD					W	56-31
12/22	COLTS					PRACTICE SQUAD					L	7-23
12/29	at Chargers					PRACTICE SQUAD					L	24-27+
2013 TOTALS		0-0	0	0	0	0	0	0	0	0	11-5	

2014 GAME-BY-GAME REGULAR SEASON STATISTICS (CHIEFS)

	OPPONENT	P/S	RECEIVING				RUSHING				W/L	SCORE
			NO	YDS	LG	TD	ATT	YDS	LG	TD		
09/07	TITANS	P	0	0	0	0	0	0	0	0	L	10-26
09/14	at Broncos	P	1	10	10	0	0	0	0	0	L	17-24
09/21	at Dolphins	S	0	0	0	0	0	0	0	0	W	34-15
09/29	PATRIOTS	S	0	0	0	0	0	0	0	0	W	41-14
10/05	at 49ers	P	0	0	0	0	0	0	0	0	L	17-22
10/19	at Chargers	P	0	0	0	0	0	0	0	0	W	23-20
10/26	RAMS	S	1	4	4	0	0	0	0	0	W	34-7
11/02	JETS	P	1	6	6	0	0	0	0	0	W	24-10
11/09	at Bills					DID NOT PLAY					W	17-13
11/16	SEAHAWKS					INJURED RESERVE					W	24-20
11/20	at Raiders					INJURED RESERVE					L	20-24
11/30	BRONCOS					INJURED RESERVE					L	16-29
12/07	at Cardinals					INJURED RESERVE					L	14-17
12/14	RAIDERS					INJURED RESERVE					W	31-13
12/21	at Steelers					INJURED RESERVE					L	12-20
12/28	CHARGERS					INJURED RESERVE					W	19-7
2014 TOTALS		8-3	3	20	10	0	0	0	0	0	9-7	

2015 GAME-BY-GAME REGULAR SEASON STATISTICS (CHIEFS)

	OPPONENT	P/S	RECEIVING				RUSHING				W/L	SCORE
			NO	YDS	LG	TD	ATT	YDS	LG	TD		
09/13	at Texans	P	0	0	0	0	0	0	0	0	W	27-20
09/17	BRONCOS	S	0	0	0	0	0	0	0	0	L	24-31
09/28	at Packers	S	0	0	0	0	0	0	0	0	L	28-38
10/04	at Bengals	S	0	0	0	0	0	0	0	0	L	21-36
10/11	BEARS	P	0	0	0	0	0	0	0	0	L	17-18
10/18	at Vikings	S	2	15	9	0	0	0	0	0	L	10-16
10/25	STEELERS	P	0	0	0	0	0	0	0	0	W	23-13
11/01	LIONS	S	0	0	0	0	0	0	0	0	W	45-10
11/15	at Broncos	S	0	0	0	0	0	0	0	0	W	29-13
11/22	at Chargers	S	2	26	25	0	0	0	0	0	W	33-3
11/29	BILLS	S	0	0	0	0	0	0	0	0	W	30-22
12/06	at Raiders	S	0	0	0	0	0	0	0	0	W	34-20
12/13	CHARGERS	P	2	18	12	0	0	0	0	0	W	10-3
12/20	at Ravens	P	0	0	0	0	0	0	0	0	W	34-14
12/27	BROWNS	P	0	0	0	0	0	0	0	0	W	17-13
01/03	RAIDERS	P	1	15	15t	1	0	0	0	0	W	23-17
2015 TOTALS			16-9	7	74	25	1	0	0	0	0	11-5

2016 GAME-BY-GAME REGULAR SEASON STATISTICS (CHIEFS)

	OPPONENT	P/S	RECEIVING				RUSHING				W/L	SCORE
			NO	YDS	LG	TD	ATT	YDS	LG	TD		
09/11	CHARGERS	P	2	20	13	0	0	0	0	0	W	33-27+
2016 TOTALS			1-0	2	20	13	0	0	0	0	1-0	

+ - Overtime

2015 GAME-BY-GAME PLAYOFF STATISTICS (CHIEFS)

	OPPONENT	P/S	RECEIVING				RUSHING				W/L	SCORE
			NO	YDS	LG	TD	ATT	YDS	LG	TD		
01/09	at Texans	P	0	0	0	0	0	0	0	0	W	30-0
01/16	at Patriots	S	1	10	10	0	0	0	0	0	L	20-27
2015 TOTALS			2-1	1	10	10	0	0	0	0	1-1	



**VERNON
HARRIS**
CORNERBACK



6-1 • 197 • Born: 06/25/94
Fort Lauderdale, Fla. • NFL Exp: First Season (1st with Chiefs)
GP/GS (Playoffs) 0/0 (0/0)
CFA-16 • Dartmouth

• Rookie cornerback joined the Chiefs as a college free agent on May 6, 2016.

Waived/Injured by Kansas City (8/6/16) ... Originally entered the NFL as a college free agent signed by Kansas City (5/6/16).

Transactions:

COLLEGE

Started in all 40 games played ... Totaled 172 tackles (112 solo), including 4.5 tackles for loss, six interceptions, two

forced fumbles and one fumble recovery ... Voted All-Ivy League First Team in his senior season.

PERSONAL


- Attended St. Thomas Aquinas High School in Fort Lauderdale, Fla.
- Lettered in basketball at St. Thomas Aquinas.
- Majored in Engineering.

VERNON HARRIS - NFL REGULAR SEASON STATISTICS

TEAM	GP	GS	TACKLES								INTERCEPTIONS					O. FUMB			ST		MISC	
			TK	S	A	TFL	YDS	SK	YDS	QBH	NO	YDS	LG	TD	PD	FF	FR	YDS	S	A	S	A
2016 Chiefs	0	0	0	0	0	0	0	0.0	0.0	0	0	0	0	0	0	0	0	0	0	0	0	
NFL TOTALS	0	0	0	0	0	0	0	0.0	0.0	0	0	0	0	0	0	0	0	0	0.0	0	0.0	

2016 GAME-BY-GAME REGULAR SEASON STATISTICS (CHIEFS)

		TACKLES								INTERCEPTIONS					O. FUMB			ST		MISC		SCORE
OPPONENT		TK	S	A	SK	YDS	TFL	YDS	QBH	NO	YDS	LG	TD	PD	FF	FR	YDS	S	A	S	A	
09/11 CHARGERS		INJURED RESERVE																			W 33-27+	
2016 TOTALS	0-0	0	0	0	0	0.0	0	0	0	0	0	0	0	0	0	0	0	0	0	0	1-0	



TYREEK HILL
WIDE RECEIVER



10

5-10 • 185 • Born: 03/01/94
Pearson, GA. • NFL Exp: R (R on Chiefs)
GP/GS (Playoffs) 1/0 (0/0)
D5b-16 • West Alabama

• Wide Receiver joins the Chiefs as the club's fifth-round pick (165th overall) of the 2016 NFL Draft.

Originally entered the NFL as the Chiefs fifth round (165th overall) pick in the 2016 NFL Draft.

Transactions:

COLLEGE

Played in 23 games (18 starts) with both Oklahoma State and West Alabama ... At UWA he tallied 25 rushes for 237 yards with one touchdown, caught 27 passes for 444 yards and three TDs ... Had 465 kick return yards with two TDs and 257 punt return yards with two TDs in 2015... For OSU in 2014 he tallied 102 rushes for 534 yards, caught 31 passes for 281 yards ... Had 740 kick return yards with two TDs and 256 punt return yards with one TD .. Was awarded All-Big 12 all-purpose player with 1,811 all-purpose yards ... His 996 combined return yards ranked second in the nation.

PERSONAL

- Attended Coffee High School in Douglas, Ga.
- Was USA Today All-American track and field selection.

TYREEK HILL - NFL REGULAR SEASON STATISTICS

TEAM	GP	GS	RUSHING					RECEIVING				
			NO.	YDS.	AVG.	LG	TD	NO.	YDS	AVG	LG	TD
2016* Chiefs	1	0	0	0	0.0	0	0	1	9	9.0	9t	1
NFL TOTALS	1	0	0	0	0.0	0	0	1	9	9.0	9t	1

142 • Kansas City Chiefs

TYREEK HILL - NFL REGULAR SEASON RETURN STATISTICS

TEAM	KICKOFF RETURNS					PUNT RETURNS					
	RET.	YDS.	AVG.	LG	TD	NO.	FC	YDS	AVG	LG	TD
2016 Chiefs	0	0	0.0	0	0	3	0	35	11.7	14	0
NFL TOTALS	0	0	0.0	0	0	3	0	35	11.7	14	0

SINGLE-GAME HIGHS

Receptions	1	vs.	San Diego Chargers, Sep 11, 2016
Receiving Yards	9	vs.	San Diego Chargers, Sep 11, 2016
Longest Receptions	9t	vs.	San Diego Chargers, Sep 11, 2016
Receiving TDs	1	vs.	San Diego Chargers, Sep 11, 2016
All-purpose yards	44	vs.	San Diego Chargers, Sep 11, 2016
Punt Return Yards	35	vs.	San Diego Chargers, Sep 11, 2016
Longest Punt Return	14	vs.	San Diego Chargers, Sep 11, 2016
Punt Returns	13	vs.	San Diego Chargers, Sep 11, 2016
Special Team Tackles	3	vs.	San Diego Chargers, Sep 11, 2016
Most TDs	1	vs.	San Diego Chargers, Sep 11, 2016
	1	vs.	San Diego Chargers, Sep 11, 2016

2016 GAME-BY-GAME REGULAR SEASON STATISTICS (CHIEFS)

OPPONENT			P/S	RECEIVING				RUSHING				W/L	SCORE
				NO	YDS	LG	TD	ATT	YDS	LG	TD		
09/11	CHARGERS		P	1	9	9t	1	0	0	0	0	W	33-27+
2016 TOTALS			1-0	1	9	9t	1	0	0	0	0	1-0	

+ - Overtime



JAYE HOWARD

DEFENSIVE LINEMAN

6-3 • 301 • Born: 12/20/88

Apopka, Fla. • NFL Exp: Fifth Season (4th with Chiefs)

GP/GS (Playoffs) 38/24 (3/1)

UFA-16 • Florida



- Fifth-year defensive lineman joined the Chiefs via waivers from the Seattle Seahawks before the start of the 2013 regular season.
- Originally entered the NFL as the second of two fourth-round draft picks (114th overall) by the Seattle Seahawks in the 2012 NFL Draft.
- Made his first-career start at San Diego (12/29/13).
- Has played in three postseason contests, recording seven tackles (five solo), 1.0 sack (-7.0), one quarterback

pressure and one tackle for loss.

Transactions:

Signed extension with Kansas City (3/10/16) ... Claimed by Kansas City via waivers from the Seattle Seahawks (9/1/13) ... Released by Seattle (8/31/13) ... Signed with Seattle (5/10/13) ... Originally entered the NFL as the second of two fourth-round draft picks (114th overall) by the Seattle Seahawks in the 2012 NFL Draft.

COLLEGE

Played in 45 games (25 starts) at the University of Florida, recording 131 tackles (80 solo), including 25.5 tackles for loss, 11.0 sacks, two passes defended and three fumble recoveries ... Started all 13 games at defensive tackle as a senior in 2011, posting 65 tackles (37 solo), including 10.0 tackles for loss (-64.0 yards), 5.5 sacks (-50.0 yards), four QB pressures, two fumble recoveries, including one for a two-yard touchdown and two passes defense ... Played in 11 games (eight starts) as a junior in 2010, posting 29 tackles (19 solo), including 10.0 tackles for loss (-39.0 yards) and 2.5 sacks (-16.0 yards) ... Appeared in 12 games (four starts) as a redshirt sophomore in 2009, notching 29 tackles (18 solo), including three for loss, and 1.5 sacks (-13.0 yards) ... Played in nine games, recording eight tackles (six solo), including 2.5 for loss (-7.0 yards), 1.5 sacks (6.0 yards) and one fumble recovery as a redshirt freshman in 2008 ... Redshirted as a true freshman in 2007.

PERSONAL

- Prepped at Jones High School in Apopka, Fla.
- Played both defensive end and linebacker in high school, recording 8.0 sacks and four fumble recoveries as a senior to go along with 116 tackles, including 20 for loss, and 10.0 sacks as a junior.

JAYE HOWARD - NFL REGULAR SEASON STATISTICS

TEAM	GP	GS	TACKLES							INTERCEPTIONS					O. FUMB			ST		MISC		
			TK	S	A	TFL	YDS	SK	YDS	QBH	NO	YDS	LG	TD	PD	FF	FR	YDS	S	A	S	A
2012 Seahawks	2	0	0	0	0	0	0	0.0	0.0	0	0	0	0	0	0	0	0	0	0	0	0	0
2013 Chiefs	3	1	6	5	1	0	0	0.0	0.0	0	0	0	0	0	0	0	0	0	0	0	0	0
2014 Chiefs	16	10	36	24	12	4	5	1.0	4.0	6	0	0	0	0	1	0	0	0	0	0	0	0
2015 Chiefs	16	13	57	36	21	11	51	5.5	33.0	9	0	0	0	0	0	1	2	-1	0	0	0	0
2016 Chiefs	1	0	0	0	0	0	0	0.0	0.0	0	0	0	0	0	0	0	0	0	0	0	0	0
NFL TOTALS	38	24	99	65	34	15	56	6.5	37.0	15	0	0	0	0	1	1	2	-1	0	0.0	0	0.0

JAYE HOWARD - NFL PLAYOFF STATISTICS

TEAM	GP	GS	TACKLES							INTERCEPTIONS					O. FUMB			ST		MISC		
			TK	S	A	TFL	YDS	SK	YDS	QBH	NO	YDS	LG	TD	PD	FF	FR	YDS	S	A	S	A
2012 Seahawks	0	0	0	0	0	0	0	0.0	0.0	0	0	0	0	0	0	0	0	0	0	0	0	0
2013 Chiefs	1	0	2	2	0	0	0	0.0	0.0	0	0	0	0	0	0	0	0	0	0	0	0	0
2015 Chiefs	2	1	5	3	2	1	7	1.0	7.0	1	0	0	0	0	0	0	0	0	0	0	0	0
NFL TOTALS	3	1	7	5	2	1	7	1.0	7.0	1	0	0	0	0	0	0	0	0	0	0.0	0	0.0

SINGLE-GAME HIGHS

Tackles	8	at	Green Bay Packers, Sep 28, 2015
	7	vs.	Denver Broncos, Sep 17, 2015
	6	vs.	Chicago Bears, Oct 11, 2015
	6	at	San Diego Chargers, Dec 29, 2013
	5	at	Houston Texans, Sep 13, 2015
	...1 more at 5.		
Sacks	1.00	vs.	Oakland Raiders, Jan 03, 2016
	1.00	at	Baltimore Ravens, Dec 20, 2015
	1.00	vs.	San Diego Chargers, Dec 13, 2015
	...2 more at 1.00.		
Pass Defenses	1	vs.	Oakland Raiders, Dec 14, 2014
Forced Fumbles	1	at	Denver Broncos, Nov 15, 2015
Fumble Recoveries	1	vs.	Buffalo Bills, Nov 29, 2015
	1	vs.	Pittsburgh Steelers, Oct 25, 2015
Tackles For Loss	3.00	vs.	Oakland Raiders, Jan 03, 2016
	3.00	at	Green Bay Packers, Sep 28, 2015
	1.00	at	Baltimore Ravens, Dec 20, 2015
	1.00	vs.	San Diego Chargers, Dec 13, 2015
	...7 more at 1.00.		

2012 GAME-BY-GAME REGULAR SEASON STATISTICS (SEAHAWKS)

2012 GAME BY GAME RECORD IN SEASON STARTING WEEK 12 (12/11/12-12/30/12)																												
OPPONENT	TACKLES								INTERCEPTIONS					O. FUMB			ST		MISC		SCORE							
	TK	S	A	SK	YDS	TFL	YDS	QBH	NO	YDS	LG	TD	PD	FF	FR	YDS	S	A	S	A								
09/09 at Cardinals									INACTIVE																		L 16-20	
09/16 COWBOYS									INACTIVE																			W 27-7
09/24 PACKERS									INACTIVE																			W 14-12
09/30 at Rams									INACTIVE																			L 13-19
10/07 at Panthers									INACTIVE																			W 16-12
10/14 PATRIOTS									INACTIVE																			W 24-23
10/18 at 49ers									INACTIVE																			L 6-13
10/28 at Lions									INACTIVE																			L 24-28
11/04 VIKINGS									INACTIVE																			W 30-20
11/11 JETS	P	0	0	0	0.0	0.0	0	0	0	0	0	0	0	0	0	0	0	0	0	0	0	W 28-7						
11/25 at Dolphins									INACTIVE																			L 21-24
12/02 at Bears									INACTIVE																			W 23-17+
12/09 CARDINALS									INACTIVE																			W 58-0
12/16 at Bills									INACTIVE																			W 50-17
12/23 49ERS									INACTIVE																			W 42-13
12/30 RAMS	P	0	0	0	0.0	0.0	0	0	0	0	0	0	0	0	0	0	0	0	0	0	0	W 20-13						
2012 TOTALS	2-0	0	0	0	0	0.0	0	0	0	0	0	0	0	0	0	0	0	0	0	0	0	11-5						

2013 GAME-BY-GAME REGULAR SEASON STATISTICS (CHIEFS)

2013 GAME BY GAME REGULAR SEASON STATISTICS (CHIEFS)																						
OPPONENT	TACKLES									INTERCEPTIONS				O. FUMB			ST		MISC		SCORE	
	TK	S	A	SK	YDS	TFL	YDS	QBH	NO	YDS	LG	TD	PD	FF	FR	YDS	S	A	S	A		
09/08 at Jaguars	P	0	0	0	0.0	0.0	0	0	0	0	0	0	0	0	0	0	0	0	0	0	W 28-2	
09/15 COWBOYS										INACTIVE											W 17-16	
09/19 at Eagles										INACTIVE											W 26-16	
09/29 GIANTS										INACTIVE											W 31-7	
10/06 at Titans										INACTIVE											W 26-17	
10/13 RAIDERS										INACTIVE											W 24-7	
10/20 TEXANS										INACTIVE											W 17-16	
10/27 BROWNS										INACTIVE											W 23-17	
11/03 at Bills										INACTIVE											W 23-13	
11/17 at Broncos										INACTIVE											L 17-27	
11/24 CHARGERS										DID NOT PLAY											L 38-41	
12/01 BRONCOS										DID NOT PLAY											L 28-35	
12/08 at Redskins										INACTIVE											W 45-10	
12/15 at Raiders	P	0	0	0	0.0	0.0	0	0	0	0	0	0	0	0	0	0	0	0	0	0	W 56-31	
12/22 COLTS										INACTIVE											L 7-23	
12/29 at Chargers	S	6	5	1	0.0	0.0	0	0	0	0	0	0	0	0	0	0	0	0	0	0	L 24-27+	
2013 TOTALS	3-1	6	5	1	0	0.0	0	0	0	0	0	0	0	0	0	0	0	0	0	0	11-5	

+ - Overtime

2014 GAME-BY-GAME REGULAR SEASON STATISTICS (CHIEFS)

OPPONENT		TACKLES							INTERCEPTIONS					O. FUMB			ST		MISC			SCORE
		TK	S	A	SK	YDS	TFL	YDS	QBH	NO	YDS	LG	TD	PD	FF	FR	YDS	S	A	S	A	
09/07 TITANS	P	0	0	0	0.0	0.0	0	0	0	0	0	0	0	0	0	0	0	0	0	0	0	L 10-26
09/14 at Broncos	S	2	1	1	0.0	0.0	0	0	0	0	0	0	0	0	0	0	0	0	0	0	0	L 17-24
09/21 at Dolphins	P	0	0	0	0.0	0.0	0	0	1	0	0	0	0	0	0	0	0	0	0	0	0	W 34-15
09/29 PATRIOTS	P	4	3	1	0.0	0.0	0	0	0	0	0	0	0	0	0	0	0	0	0	0	0	W 41-14
10/05 at 49ers	S	3	2	1	0.0	0.0	0	0	0	0	0	0	0	0	0	0	0	0	0	0	0	L 17-22
10/19 at Chargers	P	0	0	0	0.0	0.0	0	0	0	0	0	0	0	0	0	0	0	0	0	0	0	W 23-20
10/26 RAMS	S	2	1	1	0.5	2.0	0	0	1	0	0	0	0	0	0	0	0	0	0	0	0	W 34-7
11/02 JETS	S	2	2	0	0.0	0.0	0	0	0	0	0	0	0	0	0	0	0	0	0	0	0	W 24-10
11/09 at Bills	P	2	1	1	0.0	0.0	0	0	0	0	0	0	0	0	0	0	0	0	0	0	0	W 17-13
11/16 SEAHAWKS	P	3	1	2	0.0	0.0	1	2	0	0	0	0	0	0	0	0	0	0	0	0	0	W 24-20
11/20 at Raiders	S	4	2	2	0.0	0.0	1	0	0	0	0	0	0	0	0	0	0	0	0	0	0	L 20-24
11/30 BRONCOS	S	5	5	0	0.0	0.0	1	1	1	0	0	0	0	0	0	0	0	0	0	0	0	L 16-29
12/07 at Cardinals	S	4	3	1	0.0	0.0	0	0	1	0	0	0	0	0	0	0	0	0	0	0	0	L 14-17
12/14 RAIDERS	S	2	1	1	0.5	2.0	0	0	1	0	0	0	0	1	0	0	0	0	0	0	0	W 31-13
12/21 at Steelers	S	2	1	1	0.0	0.0	0	0	1	0	0	0	0	0	0	0	0	0	0	0	0	L 12-20
12/28 CHARGERS	S	1	1	0	0.0	0.0	1	2	0	0	0	0	0	0	0	0	0	0	0	0	0	W 19-7
2014 TOTALS	16-10	36	24	12	1	4.0	4	5	6	0	0	0	0	1	0	0	0	0	0	0	0	9-7

2015 GAME-BY-GAME REGULAR SEASON STATISTICS (CHIEFS)

OPPONENT			TACKLES								INTERCEPTIONS					O. FUMB			ST		MISC		SCORE
			TK	S	A	SK	YDS	TFL	YDS	QBH	NO	YDS	LG	TD	PD	FF	FR	YDS	S	A	S	A	
09/13	at Texans	S	5	2	3	1.0	8.0	1	8	1	0	0	0	0	0	0	0	0	0	0	0	0	W 27-20
09/17	BRONCOS	S	7	7	0	0.0	0.0	0	0	0	0	0	0	0	0	0	0	0	0	0	0	0	L 24-31
09/28	at Packers	P	8	5	3	0.0	0.0	3	5	0	0	0	0	0	0	0	0	0	0	0	0	0	L 28-38
10/04	at Bengals	P	3	0	3	0.0	0.0	0	0	0	0	0	0	0	0	0	0	0	0	0	0	0	L 21-36
10/11	BEARS	S	6	3	3	0.5	4.0	1	1	1	0	0	0	0	0	0	0	0	0	0	0	0	L 17-18
10/18	at Vikings	S	2	1	1	0.0	0.0	1	6	0	0	0	0	0	0	0	0	0	0	0	0	0	L 10-16
10/25	STEELERS	P	3	1	2	0.0	0.0	0	0	0	0	0	0	0	0	0	1	-1	0	0	0	0	W 23-13
11/01	LIONS	S	2	1	1	0.0	0.0	0	0	0	0	0	0	0	0	0	0	0	0	0	0	0	W 45-10
11/15	at Broncos	S	4	3	1	1.0	2.0	0	0	2	0	0	0	0	0	1	0	0	0	0	0	0	W 29-13
11/22	at Chargers	S	3	1	2	0.0	0.0	0	0	0	0	0	0	0	0	0	0	0	0	0	0	0	W 33-3
11/29	BILLS	S	2	2	0	0.0	0.0	0	0	1	0	0	0	0	0	0	1	0	0	0	0	0	W 30-22
12/06	at Raiders	S	1	1	0	0.0	0.0	0	0	0	0	0	0	0	0	0	0	0	0	0	0	0	W 34-20
12/13	CHARGERS	S	2	2	0	1.0	7.0	1	7	1	0	0	0	0	0	0	0	0	0	0	0	0	W 10-3
12/20	at Ravens	S	3	2	1	1.0	5.0	1	5	1	0	0	0	0	0	0	0	0	0	0	0	0	W 34-14
12/27	BROWNS	S	2	2	0	0.0	0.0	0	0	1	0	0	0	0	0	0	0	0	0	0	0	0	W 17-13
01/03	RAIDERS	S	4	3	1	1.0	7.0	3	19	1	0	0	0	0	0	0	0	0	0	0	0	0	W 23-17
2015 TOTALS		16-13	57	36	21	5.5	33.0	11	51	9	0	0	0	0	0	1	2	-1	0	0	0	0	11-5

2016 GAME-BY-GAME REGULAR SEASON STATISTICS (CHIEFS)

			TACKLES							INTERCEPTIONS					O. FUMB			ST		MISC			
OPPONENT			TK	S	A	SK	YDS	TFL	YDS	QBH	NO	YDS	LG	TD	PD	FF	FR	YDS	S	A	S	A	SCORE
09/11 CHARGERS	P		0	0	0	0.0	0.0	0	0	0	0	0	0	0	0	0	0	0	0	0	0	0	W 33-27+
2016 TOTALS	1-0		0	0	0	0	0.0	0	0	0	0	0	0	0	0	0	0	0	0	0	0	0	1-0

+ - Overtime

2012 GAME-BY-GAME PLAYOFF STATISTICS (SEAHAWKS)

OPPONENT	TACKLES								INTERCEPTIONS					O. FUMB			ST		MISC		SCORE
	TK	S	A	SK	YDS	TFL	YDS	QBH	NO	YDS	LG	TD	PD	FF	FR	YDS	S	A	S	A	
01/06 at Redskins	INACTIVE																			W 24-14	
01/13 at Falcons	INACTIVE																			L 28-30	
2012 TOTALS	0-0	0	0	0	0	0.0	0	0	0	0	0	0	0	0	0	0	0	0	0	0	1-1

2013 GAME-BY-GAME PLAYOFF STATISTICS (CHIEFS)

OPPONENT		TACKLES								INTERCEPTIONS					O. FUMB			ST		MISC		SCORE
		TK	S	A	SK	YDS	TFL	YDS	QBH	NO	YDS	LG	TD	PD	FF	FR	YDS	S	A	S	A	
01/04 at Colts	P	2	2	0	0.0	0.0	0	0	0	0	0	0	0	0	0	0	0	0	0	0	0	L 44-45
2013 TOTALS	1-0	2	2	0	0	0.0	0	0	0	0	0	0	0	0	0	0	0	0	0	0	0	0-1

2015 GAME-BY-GAME PLAYOFF STATISTICS (CHIEFS)

OPPONENT		TACKLES								INTERCEPTIONS					O. FUMB			ST		MISC		SCORE
		TK	S	A	SK	YDS	TFL	YDS	QBH	NO	YDS	LG	TD	PD	FF	FR	YDS	S	A	S	A	
01/09 at Texans	S	4	3	1	1.0	7.0	1	7	1	0	0	0	0	0	0	0	0	0	0	0	0	W 30-0
01/16 at Patriots	P	1	0	1	0.0	0.0	0	0	0	0	0	0	0	0	0	0	0	0	0	0	0	L 20-27
2015 TOTALS	2-1	5	3	2	1	7.0	1	7	1	0	0	0	0	0	0	0	0	0	0	0	0	1-1



**DERRICK
JOHNSON**
LINEBACKER



56

6-3 • 242 • Born: 11/22/82
Waco, Texas • NFL Exp: Twelfth Season (12th with Chiefs)
GP/GS (Playoffs) 155/142 (5/5)
UFA-16 • Texas

- 12th-year linebacker has spent his entire career with the Kansas City Chiefs.
- Four-time Pro Bowler (2011, 2012, 2013, 2015).

- Named Defensive MVP of the 2013 NFL Pro Bowl.
- In 2011, he was elected to the Pro Bowl, joining with LB Tamba Hali to become the first pair of linebackers in

team history selected to the Pro Bowl in the same season since LBs Bobby Bell and Willie Lanier following the '72 season

- Named first-team All-Pro by the Associated Press and earned his first trip to the Pro Bowl after setting a franchise record with 179 tackles (131 solo) in 2011.
- Recipient of the Derrick Thomas Award as the Chiefs Most Valuable Player in 2011, as voted on by teammates.
- Holds the franchise record for most tackles with 1,106, and is just the fourth player in Chiefs annals to reach the 900-tackle plateau.
- Wrote his name in the NFL's record books, becoming just the third LB in NFL history to score two TDs on two INT returns in a single game in a 44-24 win at Denver (1/3/10).
- Became just the fourth Chiefs player to score a pair of defensive TDs in a game and only the third to record a pair of INT return TDs in a single contest to earn AFC Defensive Player of the Week (1/3/10).
- Produced a career-high 17 tackles (12 solo) and four passes defended at St. Louis to win AFC Defensive Player

of the Week honors (12/19/10).

- Posted seven tackles, combined for a sack, an interception and forced fumble to earn AFC Defensive Player of the Week honors vs. Denver (9/28/08).
- Racked up 175 return yards on three interceptions in 2009, the fourth-highest total in the league.
- Earned the team's prestigious Mack Lee Hill Award in 2005, an honor bestowed on Kansas City's top rookie or first-year player.
- Joined LB Derrick Thomas (D1-89) and LB Percy Snow (D1-90) as the third Butkus Award winner to play for the Chiefs.
- Has played in 155 games (142 starts) with 1,106 tackles (880 solo), 69 tackles for loss, 26.5 sacks (-171.0 yards), 13 picks returned for 300 yards with three TDs, 68 passes defended, 22 forced fumbles, seven fumble recoveries and 18 special teams stops.

Transactions:

Signed with Kansas City (3/25/10) ... Signed with Kansas City (7/31/05) ... Selected by Kansas City in the first round (15th overall) of the 2005 NFL Draft.

COLLEGE

Appeared in 50 games (40 starts) at Texas, registering 458 tackles (281 solo), a school-record 65.0 tackles for loss, 10.5 sacks and 10 interceptions returned for 199 yards with a touchdown ... Also had five fumble recoveries, 11 forced fumbles, 39 QB pressures and 30 passes defended ... Was the first player in Longhorn annals to win the Butkus Award ... Earned the Bronko Nagurski Trophy as the top collegiate defensive player in 2004 ... Opened all 12 games as a senior in 2004, finishing the year with a career-high 130 tackles (73 solo) and 2.0 sacks (-15.0 yards) ... Had an NCAA single-season record nine forced fumbles, breaking the previous mark of eight shared by Syracuse DE Dwight Freeney (2001) and Boise State S Quintin Mikell (2002) ... Also returned an interception for 18 yards, added eight passes defended and 10 QB pressures ... Was a unanimous All-America and All-Big 12 selection ... Started 13 games at weakside linebacker in 2003 as a junior, leading the club with 125 tackles (78 solo) and 20.0 stops behind the line ... Also had 2.0 sacks (-10.0 yards), three fumble recoveries, a forced fumble, four interceptions returned for 92 yards with a touchdown, nine passes defended and 10 QB pressures ... Started all 13 games as a sophomore in 2002 ... Ranked second on the club with 120 tackles (73 solo) ... Also had 2.0 sacks (-4.0 yards), 10 passes defended, four interceptions for 85 yards and 10 QB pressures ... Was a first-team All-Big 12 selection ... Played in 12 games (two starts) in 2001 as a true freshman, ranking second on the squad with 83 tackles (57 solo) and fourth with 4.5 sacks (-29.0 yards) ... Added nine QB pressures, one interception, two fumble recoveries and three passes defended ... Named *Sporting News* National Freshman of the Year ... Earned first-team Freshman All-America honors from *Sporting News* ... Chosen as the Big 12 Conference Co-Defensive Freshman of the Year ... Majored in Education.

PERSONAL

- Registered 170 tackles (103 solo), 21.0 tackles for loss, 6.0 sacks, five forced fumbles and two interceptions, including one for a TD, as a senior at Waco High School in Waco, Texas.
- Once produced a career-high 30 tackles and four forced fumbles in a single game.
- Also lettered twice in basketball and ran a time of 10.5 seconds in the 100-meter dash.
- Established the "King of the Field - The Derrick Johnson Foundation" in 2005 to help provide opportunities for youth to achieve in both academics and in the community.
- "King of the Field Foundation" has paired with Thrivent Financial for Lutherans, KaBOOM! and more than 200 volunteers to construct three playgrounds in Kansas City.
- Serves as a spokesperson for Lift Up America, an organization that facilitates widespread compassion by providing gifts of food and comfort to our nation's less fortunate.
- Was named the 2007 Role Model of the Year by the children of the Greater Kansas City Boys & Girls Clubs.
- Brother, Dwight, played defensive tackle at Baylor ('96-99) and in the NFL with the Philadelphia Eagles (2000) and New York Giants (2002).
- Cousin, Bert Emanuel, was selected in the second round (45th overall) of the 1994 NFL Draft by Atlanta and played in the NFL as a wide receiver with Atlanta ('94-97), Tampa Bay ('98-99) and Miami (2000).
- Cousin, Ben Emanuel, was a defensive back at UCLA (2000-04). He was a fifth-round selection (171st overall) of Carolina in the 2005 NFL Draft.
- Cousin, Aaron Emanuel, was a standout running back at USC ('85-86, '88-89).
- Cousin, John Williams, was a defensive end at Oklahoma.
- Cousin, Kevin Emanuel, was a defensive lineman at Florida State (2000-03).

DERRICK JOHNSON - NFL REGULAR SEASON STATISTICS

TEAM	GP	GS	TACKLES								INTERCEPTIONS						O. FUMB			ST			MISC	
			TK	S	A	TFL	YDS	SK	YDS	QBH	NO	YDS	LG	TD	PD	FF	FR	YDS	S	A	S	A		
2005 Chiefs	16	16	110	87	23	0	0	2.0	14.0	0	0	0	0	0	5	2	1	0	1	0	0	0		
2006 Chiefs	13	12	83	66	17	0	0	4.5	22.5	5	0	0	0	0	2	2	2	0	0	0	0	0		
2007 Chiefs	16	16	107	91	16	0	0	4.0	34.0	6	2	18	12	0	6	3	0	0	1	0	0	0		
2008 Chiefs	14	14	90	65	25	6	0	1.5	12.5	2	1	7	7	0	6	4	0	0	1	0	0	0		
2009 Chiefs	15	3	33	24	9	2	0	1.0	7.0	1	3	175	70	2	5	1	0	0	4	1	0	0		
2010 Chiefs	16	16	147	107	40	8	0	1.0	11.0	1	1	15	15t	1	16	4	1	0	0	0	0	0		
2011 Chiefs	16	16	179	131	48	10	0	2.0	10.0	3	2	18	17	0	9	1	1	0	0	0	0	0		
2012 Chiefs	16	16	125	110	15	12	0	2.0	10.0	5	0	0	0	0	4	3	0	0	0	0	0	0		
2013 Chiefs	15	15	107	95	12	12	35	4.5	27.0	10	2	44	41	0	6	0	2	11	0	0	0	0		
2014 Chiefs	1	1	4	4	0	0	0	0.0	0.0	0	0	0	0	0	0	0	0	0	0	0	0	0		
2015 Chiefs	16	16	116	95	21	8	33	4.0	23.0	5	2	23	18	0	8	2	0	0	0	0	0	0		
2016 Chiefs	1	1	5	5	0	0	0	0.0	0.0	0	0	0	0	0	0	0	0	0	0	0	0	0		
NFL TOTALS	155	142	1106	880	226	58	68	26.5	171.0	38	13	300	70	3	67	22	7	11	7	1.0	0	0.0		

DERRICK JOHNSON - NFL PLAYOFF STATISTICS

TEAM	GP	GS	TACKLES								INTERCEPTIONS					O. FUMB			ST		MISC	
			TK	S	A	TFL	YDS	SK	YDS	QBH	NO	YDS	LG	TD	PD	FF	FR	YDS	S	A	S	A
2006 Chiefs	1	1	12	10	2	0	0	0.0	0.0	0	0	0	0	0	0	0	0	0	0	0	0	0
2010 Chiefs	1	1	8	7	1	0	0	0.0	0.0	0	0	0	0	0	0	0	0	0	0	0	0	0
2013 Chiefs	1	1	3	2	1	0	0	0.0	0.0	0	0	0	0	0	0	0	0	0	0	0	0	0
2015 Chiefs	2	2	10	5	5	0	0	0.0	0.0	0	0	0	0	0	0	0	0	0	0	0	0	0
NFL TOTALS	5	5	33	24	9	0	0	0.0	0.0	0	0	0	0	0	0	0	0	0	0.0	0	0.0	

SINGLE-GAME HIGHS

Tackles	17	at	Los Angeles Rams, Dec 19, 2010
	16	at	New England Patriots, Nov 21, 2011
	16	vs.	San Diego Chargers, Oct 31, 2011
	16	at	Oakland Raiders, Oct 23, 2011
	15	at	New York Jets, Dec 11, 2011
Sacks	2.00	vs.	Oakland Raiders, Oct 13, 2013
	2.00	at	Chicago Bears, Sep 16, 2007
	2.00	vs.	Seattle Seahawks, Oct 29, 2006
	1.50	vs.	San Francisco 49ers, Oct 01, 2006
	1.00	at	Oakland Raiders, Dec 06, 2015
...17 more at 1.00.			
Pass Defenses	4	at	Los Angeles Rams, Dec 19, 2010
	4	at	Denver Broncos, Jan 03, 2010
	3	at	Detroit Lions, Sep 18, 2011
	3	vs.	Jacksonville Jaguars, Oct 24, 2010
	2	vs.	Pittsburgh Steelers, Oct 25, 2015
...8 more at 2.			
Forced Fumbles	1	at	Baltimore Ravens, Dec 20, 2015
	1	at	Oakland Raiders, Dec 06, 2015
	1	at	Cleveland Browns, Dec 09, 2012
...19 more at 1.			
Fumble Recoveries	1	at	Denver Broncos, Nov 17, 2013
	1	vs.	Houston Texans, Oct 20, 2013
	1	at	New York Jets, Dec 11, 2011
...4 more at 1.			
Tackles For Loss	3.00	vs.	Oakland Raiders, Oct 28, 2012
	2.00	at	Oakland Raiders, Dec 06, 2015
	2.00	at	Denver Broncos, Nov 15, 2015
	2.00	at	Houston Texans, Sep 13, 2015
...11 more at 2.00.			
Interceptions	2	at	Denver Broncos, Jan 03, 2010
	1	vs.	San Diego Chargers, Dec 13, 2015
	1	vs.	Pittsburgh Steelers, Oct 25, 2015
	1	at	Oakland Raiders, Dec 15, 2013
...8 more at 1.			

Interception Return Yards

105	at	Denver Broncos, Jan 03, 2010
70	at	Baltimore Ravens, Sep 13, 2009
41	at	Washington Redskins, Dec 08, 2013
18	vs.	Pittsburgh Steelers, Oct 25, 2015
17	vs.	Oakland Raiders, Dec 24, 2011
1	at	Cincinnati Bengals, Dec 27, 2009
1	vs.	Pittsburgh Steelers, Nov 22, 2009
1	at	Jacksonville Jaguars, Nov 08, 2009
...4 more at 1.		

Special Team Tackles

2005 GAME-BY-GAME REGULAR SEASON STATISTICS (CHIEFS)

OPPONENT		TACKLES								INTERCEPTIONS					O. FUMB			ST		MISC		SCORE
		TK	S	A	SK	YDS	TFL	YDS	QBH	NO	YDS	LG	TD	PD	FF	FR	YDS	S	A	S	A	
09/11	JETS	S	8	7	1	1.0	6.0	0	0		0	0	0	0	0	1	0	0	0	0	0	W 27-7
09/18	at Raiders	S	10	6	4	0.0	0.0	0	0		0	0	0	0	0	0	1	0	0	0	0	W 23-17
09/26	at Broncos	S	7	5	2	0.0	0.0	0	0		0	0	0	0	0	1	0	0	0	0	0	L 10-30
10/02	EAGLES	S	11	9	2	0.0	0.0	0	0		0	0	0	0	0	0	0	0	0	0	0	L 31-37
10/16	REDSKINS	S	10	9	1	0.0	0.0	0	0		0	0	0	0	0	0	0	0	0	0	0	W 28-21
10/21	at Dolphins	S	5	3	2	0.0	0.0	0	0		0	0	0	0	0	0	0	0	0	0	0	W 30-20
10/30	at Chargers	S	9	8	1	0.0	0.0	0	0		0	0	0	0	1	0	0	0	0	0	0	L 20-28
11/06	RAIDERS	S	5	4	1	0.0	0.0	0	0		0	0	0	0	0	0	0	0	0	0	0	W 27-23
11/13	at Bills	S	8	6	2	0.0	0.0	0	0		0	0	0	0	1	0	0	0	0	0	0	L 3-14
11/20	at Texans	S	5	4	1	0.0	0.0	0	0		0	0	0	0	2	0	0	0	0	0	0	W 45-17
11/27	PATRIOTS	S	3	3	0	0.0	0.0	0	0		0	0	0	0	0	0	0	0	0	0	0	W 26-16
12/04	BRONCOS	S	6	3	3	1.0	8.0	0	0		0	0	0	0	1	0	0	0	0	0	0	W 31-27
12/11	at Cowboys	S	4	3	1	0.0	0.0	0	0		0	0	0	0	0	0	0	0	0	0	0	L 28-31
12/17	at Giants	S	8	6	2	0.0	0.0	0	0		0	0	0	0	0	0	0	1	0	0	0	L 17-27
12/24	CHARGERS	S	5	5	0	0.0	0.0	0	0		0	0	0	0	0	0	0	0	0	0	0	W 20-7
01/01	BENGALS	S	6	6	0	0.0	0.0	0	0		0	0	0	0	0	0	0	0	0	0	0	W 37-3
2005 TOTALS 16-16		110	87	23	2	14.0	0	0	0	0	0	0	0	5	2	1	0	1	0	0	0	10-6

2006 GAME-BY-GAME REGULAR SEASON STATISTICS (CHIEFS)

			TACKLES								INTERCEPTIONS					O. FUMB			ST		MISC			
OPPONENT			TK	S	A	SK	YDS	TFL	YDS	QBH	NO	YDS	LG	TD	PD	FF	FR	YDS	S	A	S	A	SCORE	
09/10	BENGALS	S	9	9	0	0.0	0.0	0	0	0	0	0	0	0	0	0	1	0	0	0	0	0	L 10-23	
09/17	at Broncos	S	5	3	2	0.0	0.0	0	0	1	0	0	0	0	0	0	0	0	0	0	0	0	L 6-9+	
10/01	49ERS	S	9	7	2	1.5	6.5	0	0	2	0	0	0	0	1	1	0	0	0	0	0	0	W 41-0	
10/08	at Cardinals	S	8	6	2	0.0	0.0	0	0	0	0	0	0	0	0	0	0	0	0	0	0	0	W 23-20	
10/15	at Steelers	S	7	5	2	0.0	0.0	0	0	0	0	0	0	0	0	0	0	0	0	0	0	0	L 7-45	
10/22	CHARGERS	S	9	7	2	1.0	8.0	0	0	0	0	0	0	0	0	1	0	0	0	0	0	0	W 30-27	
10/29	SEAHAWKS	S	5	2	3	2.0	8.0	0	0	2	0	0	0	0	0	0	0	0	0	0	0	0	W 35-28	
11/05	at Rams	S	2	1	1	0.0	0.0	0	0	0	0	0	0	0	0	0	0	0	0	0	0	0	W 31-17	
11/12	at Dolphins		INACTIVE																					L 10-13
11/19	RAIDERS		INACTIVE																					W 17-13
11/23	BRONCOS	P	1	1	0	0.0	0.0	0	0			0	0	0					0				W 19-10	
12/03	at Browns		INACTIVE																					L 28-31+
12/10	RAVENS	S	7	6	1	0.0	0.0	0	0	0	0	0	0	0	0	0	0	0	0	0	0	0	L 10-20	
12/17	at Chargers	S	7	6	1	0.0	0.0	0	0	0	0	0	0	0	1	0	0	0	0	0	0	0	L 9-20	
12/23	at Raiders	S	9	9	0	0.0	0.0	0	0	0	0	0	0	0	0	0	1	0	0	0	0	0	W 20-9	
12/31	JAGUARS	S	5	4	1	0.0	0.0	0	0	0	0	0	0	0	0	0	0	0	0	0	0	0	W 35-30	
2006 TOTALS		13-12	83	66	17	4.5	22.5	0	0	5	0	0	0	0	2	2	2	0	0	0	0	0	9-7	

+ - Overtime

2007 GAME-BY-GAME REGULAR SEASON STATISTICS (CHIEFS)

OPPONENT			TACKLES							INTERCEPTIONS					O. FUMB			ST		MISC		SCORE		
			TK	S	A	SK	YDS	TFL	YDS	QBH	NO	YDS	LG	TD	PD	FF	FR	YDS	S	A	S			A
09/09	at Texans	S	7	7	0	0.0	0.0	0	0	0	0	0	0	0	0	0	0	0	0	0	0	L	3-20	
09/16	at Bears	S	7	5	2	2.0	18.0	0	0	2	0	0	0	0	2	0	0	0	1	0	0	0	L	10-20
09/23	VIKINGS	S	10	8	2	0.0	0.0	0	0	0	0	0	0	0	0	0	0	0	0	0	0	0	W	13-10
09/30	at Chargers	S	3	2	1	1.0	11.0	0	0	1	1	6	6	0	1	1	0	0	0	0	0	0	W	30-16
10/07	JAGUARS	S	5	5	0	0.0	0.0	0	0	1	0	0	0	0	0	0	0	0	0	0	0	0	L	7-17
10/14	BENGALS	S	2	2	0	0.0	0.0	0	0	0	0	0	0	0	0	0	0	0	0	0	0	0	W	27-20
10/21	at Raiders	S	10	10	0	0.0	0.0	0	0	0	0	0	0	0	0	0	0	0	0	0	0	0	W	12-10
11/04	PACKERS	S	9	7	2	0.0	0.0	0	0	0	0	0	0	0	0	0	0	0	0	0	0	0	L	22-33
11/11	BRONCOS	S	12	11	1	0.0	0.0	0	0	0	1	12	12	0	1	1	0	0	0	0	0	0	L	11-27
11/18	at Colts	S	5	4	1	0.0	0.0	0	0	1	0	0	0	0	0	0	0	0	0	0	0	0	L	10-13
11/25	RAIDERS	S	8	7	1	0.0	0.0	0	0	0	0	0	0	0	0	0	0	0	0	0	0	0	L	17-20
12/02	CHARGERS	S	7	6	1	1.0	5.0	0	0	1	0	0	0	0	0	1	0	0	0	0	0	0	L	10-24
12/09	at Broncos	S	2	2	0	0.0	0.0	0	0	0	0	0	0	0	0	0	0	0	0	0	0	0	L	7-41
12/16	TITANS	S	9	7	2	0.0	0.0	0	0	0	0	0	0	0	0	0	0	0	0	0	0	0	L	17-26
12/23	at Lions	S	7	5	2	0.0	0.0	0	0	0	0	0	0	0	0	0	0	0	0	0	0	0	L	20-25
12/30	at Jets	S	4	3	1	0.0	0.0	0	0	0	0	0	0	0	2	0	0	0	0	0	0	0	L	10-13+
2007 TOTALS	16-16		107	91	16	4	34.0	0	0	6	2	18	12	0	6	3	0	0	1	0	0	0	4-12	

+ - Overtime

2008 GAME-BY-GAME REGULAR SEASON STATISTICS (CHIEFS)

OPPONENT			TACKLES								INTERCEPTIONS					O. FUMB			ST		MISC		SCORE	
			TK	S	A	SK	YDS	TFL	YDS	QBH	NO	YDS	LG	TD	PD	FF	FR	YDS	S	A	S	A		
09/07	at Patriots	S	4	3	1	1.0	8.0	1	0	1	0	0	0	0	0	0	0	0	0	0	0	0	L	10-17
09/14	RAIDERS	S	6	4	2	0.0	0.0	0	0	0	0	0	0	0	0	0	0	0	1	0	0	0	L	8-23
09/21	at Falcons	S	2	1	1	0.0	0.0	0	0	0	0	0	0	0	0	0	0	0	0	0	0	0	L	14-38
09/28	BRONCOS	S	7	4	3	0.5	4.5	1	0	1	1	7	7	0	1	1	0	0	0	0	0	0	W	33-19
10/05	at Panthers	S	9	8	1	0.0	0.0	0	0	0	0	0	0	0	1	0	0	0	0	0	0	0	L	0-34
10/19	TITANS	S	7	5	2	0.0	0.0	1	0	0	0	0	0	0	0	0	0	0	0	0	0	0	L	10-34
10/26	at Jets	S	5	5	0	0.0	0.0	0	0	0	0	0	0	0	1	1	0	0	0	0	0	0	L	24-28
11/02	BUCCANEERS	S	5	4	1	0.0	0.0	0	0	0	0	0	0	0	0	1	0	0	0	0	0	0	L	27-30+
11/09	at Chargers		INACTIVE																			L	19-20	
11/16	SAINTS		INACTIVE																			L	20-30	
11/23	BILLS	S	5	2	3	0.0	0.0	0	0	0	0	0	0	0	0	0	0	0	0	0	0	0	L	31-54
11/30	at Raiders	S	9	7	2	0.0	0.0	0	0	0	0	0	0	0	1	1	0	0	0	0	0	0	W	20-13
12/07	at Broncos	S	8	7	1	0.0	0.0	0	0	0	0	0	0	0	1	0	0	0	0	0	0	0	L	17-24
12/14	CHARGERS	S	5	3	2	0.0	0.0	0	0	0	0	0	0	0	0	0	0	0	0	0	0	0	L	21-22
12/21	DOLPHINS	S	7	5	2	0.0	0.0	1	0	0	0	0	0	0	0	0	0	0	0	0	0	0	L	31-38
12/28	at Bengals	S	11	7	4	0.0	0.0	2	0	0	0	0	0	0	1	0	0	0	0	0	0	0	L	6-16
2008 TOTALS		14-14	90	65	25	1.5	12.5	6	0	2	1	7	7	0	6	4	0	0	1	0	0	0	2-14	

+ - Overtime

2009 GAME-BY-GAME REGULAR SEASON STATISTICS (CHIEFS)

OPPONENT			TACKLES								INTERCEPTIONS					O. FUMB			ST		MISC		SCORE				
			TK	S	A	SK	YDS	TFL	YDS	QBH	NO	YDS	LG	TD	PD	FF	FR	YDS	S	A	S	A					
09/13	at Ravens	P	4	3	1	0.0	0.0	0	0	0	1	70	70	0	1	0	0	0	0	0	0	L	24-38				
09/20	RAIDERS	P	1	1	0	1.0	7.0	1	0	1	0	0	0	0	0	0	0	0	0	0	0	L	10-13				
09/27	at Eagles										INACTIVE															L	14-34
10/04	GIANTS	P	0	0	0	0.0	0.0	0	0	0	0	0	0	0	0	0	0	0	0	0	0	L	16-27				
10/11	COWBOYS	P	0	0	0	0.0	0.0	0	0	0	0	0	0	0	0	0	0	0	0	0	0	L	20-26+				
10/18	at Redskins	S	4	3	1	0.0	0.0	0	0	0	0	0	0	0	0	0	0	0	1	0	0	W	14-6				
10/25	CHARGERS	P	1	1	0	0.0	0.0	1	0	0	0	0	0	0	0	0	0	0	0	0	0	L	7-37				
11/08	at Jaguars	P	2	1	1	0.0	0.0	0	0	0	0	0	0	0	0	1	0	0	1	0	0	L	21-24				
11/15	at Raiders	P	2	0	2	0.0	0.0	0	0	0	0	0	0	0	0	0	0	0	0	1	0	W	16-10				
11/22	STEELERS	P	7	6	1	0.0	0.0	0	0	0	0	0	0	0	0	0	0	0	1	0	0	W	27-24+				
11/29	at Chargers	P	1	1	0	0.0	0.0	0	0	0	0	0	0	0	0	0	0	0	0	0	0	L	14-43				
12/06	BRONCOS	P	1	1	0	0.0	0.0	0	0	0	0	0	0	0	0	0	0	0	0	0	0	L	13-44				
12/13	BILLS	S	4	2	2	0.0	0.0	0	0	0	0	0	0	0	0	0	0	0	0	0	0	L	10-16				
12/20	BROWNS	P	2	1	1	0.0	0.0	0	0	0	0	0	0	0	0	0	0	0	0	0	0	L	34-41				
12/27	at Bengals	P	0	0	0	0.0	0.0	0	0	0	0	0	0	0	0	0	0	0	1	0	0	L	10-17				
01/03	at Broncos	S	4	4	0	0.0	0.0	0	0	0	2	105	60	2	4	0	0	0	0	0	0	W	44-24				
2009 TOTALS		15-3	33	24	9	1	7.0	2	0	1	3	175	70	2	5	1	0	0	4	1	0	0	4-12				

+ - Overtime

2010 GAME-BY-GAME REGULAR SEASON STATISTICS (CHIEFS)

OPPONENT			TACKLES							INTERCEPTIONS					O. FUMB			ST		MISC		SCORE
			TK	S	A	SK	YDS	TFL	YDS	QBH	NO	YDS	LG	TD	PD	FF	FR	YDS	S	A	S	
09/13	CHARGERS	S	13	10	3	0.0	0.0	1	0	0	0	0	0	0	0	1	0	0	0	0	0	W 21-14
09/19	at Browns	S	11	8	3	0.0	0.0	0	0	0	0	0	0	0	0	0	0	0	0	0	0	W 16-14
09/26	49ERS	S	9	3	6	0.0	0.0	0	0	0	0	0	0	0	1	0	0	0	0	0	0	W 31-10
10/10	at Colts	S	13	9	4	0.0	0.0	2	0	0	0	0	0	0	1	0	0	0	0	0	0	L 9-19
10/17	at Texans	S	7	5	2	0.0	0.0	0	0	0	0	0	0	0	0	0	0	0	0	0	0	L 31-35
10/24	JAGUARS	S	6	4	2	0.0	0.0	1	0	0	1	15	15	1	3	0	0	0	0	0	0	W 42-20
10/31	BILLS	S	11	8	3	0.0	0.0	0	0	0	0	0	0	0	2	1	0	0	0	0	0	W 13-10+
11/07	at Raiders	S	9	7	2	0.0	0.0	2	0	0	0	0	0	0	1	1	0	0	0	0	0	L 20-23+
11/14	at Broncos	S	14	12	2	0.0	0.0	1	0	0	0	0	0	0	2	0	0	0	0	0	0	L 29-49
11/21	CARDINALS	S	5	3	2	0.0	0.0	0	0	0	0	0	0	0	0	0	0	0	0	0	0	W 31-13
11/28	at Seahawks	S	6	5	1	1.0	11.0	0	0	1	0	0	0	0	1	1	0	0	0	0	0	W 42-24
12/05	BRONCOS	S	3	2	1	0.0	0.0	0	0	0	0	0	0	0	0	0	0	0	0	0	0	W 10-6
12/12	at Chargers	S	10	9	1	0.0	0.0	0	0	0	0	0	0	0	0	0	0	0	0	0	0	L 0-31
12/19	at Rams	S	17	12	5	0.0	0.0	0	0	0	0	0	0	0	4	0	0	0	0	0	0	W 27-13
12/26	TITANS	S	4	4	0	0.0	0.0	1	0	0	0	0	0	0	1	0	0	0	0	0	0	W 34-14
01/02	RAIDERS	S	9	6	3	0.0	0.0	0	0	0	0	0	0	0	0	0	1	0	0	0	0	L 10-31
2010 TOTALS		16-16	147	107	40	1	11.0	8	0	1	1	15	15t	1	16	4	1	0	0	0	0	10-6

+ - Overtime

2011 GAME-BY-GAME REGULAR SEASON STATISTICS (CHIEFS)

OPPONENT			TACKLES							INTERCEPTIONS					O. FUMB			ST		MISC		SCORE	
			TK	S	A	SK	YDS	TFL	YDS	QBH	NO	YDS	LG	TD	PD	FF	FR	YDS	S	A	S		A
09/11	BILLS	S	6	4	2	0.0	0.0	0	0	0	0	0	0	0	0	0	0	0	0	0	0	0	L 7-41
09/18	at Lions	S	7	4	3	0.0	0.0	0	0	0	0	0	0	0	3	0	0	0	0	0	0	0	L 3-48
09/25	at Chargers	S	9	7	2	0.0	0.0	0	0	0	0	0	0	0	1	0	0	0	0	0	0	0	L 17-20
10/02	VIKINGS	S	13	9	4	0.0	0.0	2	0	0	0	0	0	0	0	0	0	0	0	0	0	0	W 22-17
10/09	at Colts	S	10	6	4	0.0	0.0	0	0	0	0	0	0	0	0	0	0	0	0	0	0	0	W 28-24
10/23	at Raiders	S	16	12	4	0.0	0.0	0	0	0	0	0	0	0	0	0	0	0	0	0	0	0	W 28-0
10/31	CHARGERS	S	16	15	1	1.0	7.0	1	0	1	1	1	1	0	1	0	0	0	0	0	0	0	W 23-20+
11/06	DOLPHINS	S	6	5	1	0.0	0.0	1	0	0	0	0	0	0	0	0	0	0	0	0	0	0	L 3-31
11/13	BRONCOS	S	11	7	4	0.0	0.0	0	0	0	0	0	0	0	0	0	0	0	0	0	0	0	L 10-17
11/21	at Patriots	S	16	10	6	0.0	0.0	1	0	0	0	0	0	0	1	0	0	0	0	0	0	0	L 3-34
11/27	STEELERS	S	13	10	3	0.0	0.0	1	0	0	0	0	0	0	0	0	0	0	0	0	0	0	L 9-13
12/04	at Bears	S	13	11	2	1.0	3.0	2	0	2	0	0	0	0	0	0	0	0	0	0	0	0	W 10-3
12/11	at Jets	S	15	13	2	0.0	0.0	2	0	0	0	0	0	0	0	0	1	0	0	0	0	0	L 10-37
12/18	PACKERS	S	12	8	4	0.0	0.0	0	0	0	0	0	0	0	1	1	0	0	0	0	0	0	W 19-14
12/24	RAIDERS	S	9	5	4	0.0	0.0	0	0	0	1	17	17	0	2	0	0	0	0	0	0	0	L 13-16+
01/01	at Broncos	S	7	5	2	0.0	0.0	0	0	0	0	0	0	0	0	0	0	0	0	0	0	0	W 7-3
2011 TOTALS		16-16	179	131	48	2	10.0	10	0	3	2	18	17	0	9	1	1	0	0	0	0	0	7-9

+ - Overtime

2012 GAME-BY-GAME REGULAR SEASON STATISTICS (CHIEFS)

OPPONENT			TACKLES							INTERCEPTIONS					O. FUMB			ST		MISC		SCORE
			TK	S	A	SK	YDS	TFL	YDS	QBH	NO	YDS	LG	TD	PD	FF	FR	YDS	S	A	S	
09/09	FALCONS	S	8	7	1	0.0	0.0	0	0	1	0	0	0	0	0	0	0	0	0	0	0	L 24-40
09/16	at Bills	S	9	7	2	0.0	0.0	0	0	0	0	0	0	0	0	0	0	0	0	0	0	L 17-35
09/23	at Saints	S	9	5	4	1.0	10.0	1	0	2	0	0	0	0	0	0	0	0	0	0	0	W 27-24+
09/30	CHARGERS	S	6	6	0	0.0	0.0	1	0	0	0	0	0	0	0	0	0	0	0	0	0	L 20-37
10/07	RAVENS	S	6	6	0	0.0	0.0	0	0	0	0	0	0	0	0	0	0	0	0	0	0	L 6-9
10/14	at Buccaneers	S	12	10	2	0.0	0.0	0	0	0	0	0	0	0	0	0	0	0	0	0	0	L 10-38
10/28	RAIDERS	S	11	11	0	0.0	0.0	3	0	0	0	0	0	0	2	0	0	0	0	0	0	L 16-26
11/01	at Chargers	S	5	4	1	0.0	0.0	0	0	0	0	0	0	0	0	0	0	0	0	0	0	L 13-31
11/12	at Steelers	S	13	12	1	0.0	0.0	2	0	0	0	0	0	0	0	1	0	0	0	0	0	L 13-16+
11/18	BENGALS	S	10	10	0	0.0	0.0	1	0	0	0	0	0	0	0	1	0	0	0	0	0	L 6-28
11/25	BRONCOS	S	4	4	0	0.0	0.0	1	0	1	0	0	0	0	0	0	0	0	0	0	0	L 9-17
12/02	PANTHERS	S	5	5	0	0.0	0.0	0	0	0	0	0	0	0	0	0	0	0	0	0	0	W 27-21
12/09	at Browns	S	7	5	2	0.0	0.0	2	0	0	0	0	0	0	0	1	0	0	0	0	0	L 7-30
12/16	at Raiders	S	8	6	2	0.0	0.0	1	0	0	0	0	0	0	1	0	0	0	0	0	0	L 0-15
12/23	COLTS	S	7	7	0	1.0	0.0	0	0	1	0	0	0	0	0	0	0	0	0	0	0	L 13-20
12/30	at Broncos	S	5	5	0	0.0	0.0	0	0	0	0	0	0	0	1	0	0	0	0	0	0	L 3-38
2012 TOTALS		16-16	125	110	15	2	10.0	12	0	5	0	0	0	0	4	3	0	0	0	0	0	2-14

+ - Overtime

2013 GAME-BY-GAME REGULAR SEASON STATISTICS (CHIEFS)

OPPONENT			TACKLES								INTERCEPTIONS					O. FUMB			ST		MISC		SCORE
			TK	S	A	SK	YDS	TFL	YDS	QBH	NO	YDS	LG	TD	PD	FF	FR	YDS	S	A	S	A	
09/08	at Jaguars	S	7	7	0	0.0	0.0	0	0	1	0	0	0	0	0	0	0	0	0	0	0	W 28-2	
09/15	COWBOYS	S	6	5	1	0.0	0.0	0	0	0	0	0	0	0	0	0	0	0	0	0	0	W 17-16	
09/19	at Eagles	S	8	7	1	0.5	5.0	0	0	2	0	0	0	0	1	0	0	0	0	0	0	W 26-16	
09/29	GIANTS	S	9	8	1	0.0	0.0	1	1	1	0	0	0	0	1	0	0	0	0	0	0	W 31-7	
10/06	at Titans	S	5	4	1	0.0	0.0	1	2	0	0	0	0	0	0	0	0	0	0	0	0	W 26-17	
10/13	RAIDERS	S	9	8	1	2.0	8.0	2	8	2	0	0	0	0	0	0	0	0	0	0	0	W 24-7	
10/20	TEXANS	S	5	5	0	1.0	5.0	1	5	1	0	0	0	0	0	1	0	0	0	0	0	W 17-16	
10/27	BROWNS	S	12	12	0	0.0	0.0	2	4	1	0	0	0	0	1	0	0	0	0	0	0	W 23-17	
11/03	at Bills	S	7	4	3	0.0	0.0	1	1	0	0	0	0	0	0	0	0	0	0	0	0	W 23-13	
11/17	at Broncos	S	5	5	0	0.0	0.0	0	0	0	0	0	0	0	0	1	11	0	0	0	0	L 17-27	
11/24	CHARGERS	S	10	9	1	0.0	0.0	1	1	0	0	0	0	0	0	0	0	0	0	0	0	L 38-41	
12/01	BRONCOS	S	9	9	0	0.0	0.0	1	3	0	0	0	0	0	0	0	0	0	0	0	0	L 28-35	
12/08	at Redskins	S	4	3	1	0.0	0.0	0	0	0	1	41	41	0	2	0	0	0	0	0	0	W 45-10	
12/15	at Raiders	S	6	4	2	0.0	0.0	0	0	0	1	3	3	0	1	0	0	0	0	0	0	W 56-31	
12/22	COLTS	S	5	5	0	1.0	9.0	2	10	2	0	0	0	0	0	0	0	0	0	0	0	L 7-23	
12/29	at Chargers		INACTIVE																			L 24-27+	
2013 TOTALS	15-15		107	95	12	4.5	27.0	12	35	10	2	44	41	0	6	0	2	11	0	0	0	0	11-5

2014 GAME-BY-GAME REGULAR SEASON STATISTICS (CHIEFS)

OPPONENT			TACKLES								INTERCEPTIONS					O. FUMB			ST		MISC		SCORE	
			TK	S	A	SK	YDS	TFL	YDS	QBH	NO	YDS	LG	TD	PD	FF	FR	YDS	S	A	S	A		
09/07	TITANS	S	4	4	0	0.0	0.0	0	0	0	0	0	0	0	0	0	0	0	0	0	0	L	10-26	
09/14	at Broncos										INJURED RESERVE										L	17-24		
09/21	at Dolphins										INJURED RESERVE										W	34-15		
09/29	PATRIOTS										INJURED RESERVE										W	41-14		
10/05	at 49ers										INJURED RESERVE										L	17-22		
10/19	at Chargers										INJURED RESERVE										W	23-20		
10/26	RAMS										INJURED RESERVE										W	34-7		
11/02	JETS										INJURED RESERVE										W	24-10		
11/09	at Bills										INJURED RESERVE										W	17-13		
11/16	SEAHAWKS										INJURED RESERVE										W	24-20		
11/20	at Raiders										INJURED RESERVE										L	20-24		
11/30	BRONCOS										INJURED RESERVE										L	16-29		
12/07	at Cardinals										INJURED RESERVE										L	14-17		
12/14	RAIDERS										INJURED RESERVE										W	31-13		
12/21	at Steelers										INJURED RESERVE										L	12-20		
12/28	CHARGERS										INJURED RESERVE										W	19-7		
2014 TOTALS		1-1	4	4	0	0	0.0	0	0	0	0	0	0	0	0	0	0	0	0	0	0	0	9-7	

2015 GAME-BY-GAME REGULAR SEASON STATISTICS (CHIEFS)

OPPONENT			TACKLES								INTERCEPTIONS					O. FUMB			ST		MISC		SCORE
			TK	S	A	SK	YDS	TFL	YDS	QBH	NO	YDS	LG	TD	PD	FF	FR	YDS	S	A	S	A	
09/13	at Texans	S	8	6	2	1.0	9.0	2	9	1	0	0	0	0	1	0	0	0	0	0	0	0	W 27-20
09/17	BRONCOS	S	2	2	0	0.0	0.0	0	0	0	0	0	0	0	0	0	0	0	0	0	0	0	L 24-31
09/28	at Packers	S	8	8	0	0.0	0.0	0	0	0	0	0	0	0	1	0	0	0	0	0	0	0	L 28-38
10/04	at Bengals	S	2	1	1	0.0	0.0	0	0	0	0	0	0	0	0	0	0	0	0	0	0	0	L 21-36
10/11	BEARS	S	5	5	0	0.0	0.0	0	0	1	0	0	0	0	0	0	0	0	0	0	0	0	L 17-18
10/18	at Vikings	S	9	6	3	0.0	0.0	0	0	0	0	0	0	0	0	0	0	0	0	0	0	0	L 10-16
10/25	STEELERS	S	4	2	2	0.0	0.0	0	0	0	1	18	18	0	2	0	0	0	0	0	0	0	W 23-13
11/01	LIONS	S	5	5	0	1.0	7.0	1	7	1	0	0	0	0	0	0	0	0	0	0	0	0	W 45-10
11/15	at Broncos	S	7	6	1	1.0	7.0	2	9	1	0	0	0	0	0	0	0	0	0	0	0	0	W 29-13
11/22	at Chargers	S	9	8	1	0.0	0.0	0	0	0	0	0	0	0	1	0	0	0	0	0	0	0	W 33-3
11/29	BILLS	S	9	7	2	0.0	0.0	1	4	0	0	0	0	0	1	0	0	0	0	0	0	0	W 30-22
12/06	at Raiders	S	14	13	1	1.0	0.0	2	4	0	0	0	0	0	0	1	0	0	0	0	0	0	W 34-20
12/13	CHARGERS	S	6	5	1	0.0	0.0	0	0	0	1	5	5	0	1	0	0	0	0	0	0	0	W 10-3
12/20	at Ravens	S	12	7	5	0.0	0.0	0	0	1	0	0	0	0	0	1	0	0	0	0	0	0	W 34-14
12/27	BROWNS	S	6	6	0	0.0	0.0	0	0	0	0	0	0	0	0	0	0	0	0	0	0	0	W 17-13
01/03	RAIDERS	S	10	8	2	0.0	0.0	0	0	0	0	0	0	0	1	0	0	0	0	0	0	0	W 23-17
2015 TOTALS		16-16	116	95	21	4	23.0	8	33	5	2	23	18	0	8	2	0	0	0	0	0	0	11-5

2016 GAME-BY-GAME REGULAR SEASON STATISTICS (CHIEFS)

OPPONENT		TACKLES							INTERCEPTIONS					O. FUMB			ST		MISC			SCORE
		TK	S	A	SK	YDS	TFL	YDS	QBH	NO	YDS	LG	TD	PD	FF	FR	YDS	S	A	S	A	
09/11 CHARGERS	S	5	5	0	0.0	0.0	0	0	0	0	0	0	0	0	0	0	0	0	0	0	0	W 33-27+
2016 TOTALS	1-1	5	5	0	0	0.0	0	0	0	0	0	0	0	0	0	0	0	0	0	0	0	1-0

+ - Overtime

2006 GAME-BY-GAME PLAYOFF STATISTICS (CHIEFS)

OPPONENT		TACKLES							INTERCEPTIONS					O. FUMB			ST		MISC			SCORE
		TK	S	A	SK	YDS	TFL	YDS	QBH	NO	YDS	LG	TD	PD	FF	FR	YDS	S	A	S	A	
01/06 at Colts	S	12	10	2	0.0	0.0	0	0	0	0	0	0	0	0	0	0	0	0	0	0	0	L 8-23
2006 TOTALS	1-1	12	10	2	0	0.0	0	0	0	0	0	0	0	0	0	0	0	0	0	0	0	0-1

2010 GAME-BY-GAME PLAYOFF STATISTICS (CHIEFS)

OPPONENT		TACKLES							INTERCEPTIONS					O. FUMB			ST		MISC			SCORE
		TK	S	A	SK	YDS	TFL	YDS	QBH	NO	YDS	LG	TD	PD	FF	FR	YDS	S	A	S	A	
01/09 RAVENS	S	8	7	1	0.0	0.0	0	0	0	0	0	0	0	0	0	0	0	0	0	0	0	L 7-30
2010 TOTALS	1-1	8	7	1	0	0.0	0	0	0	0	0	0	0	0	0	0	0	0	0	0	0	0-1

2013 GAME-BY-GAME PLAYOFF STATISTICS (CHIEFS)

OPPONENT		TACKLES							INTERCEPTIONS					O. FUMB			ST		MISC			SCORE
		TK	S	A	SK	YDS	TFL	YDS	QBH	NO	YDS	LG	TD	PD	FF	FR	YDS	S	A	S	A	
01/04 at Colts	S	3	2	1	0.0	0.0	0	0	0	0	0	0	0	0	0	0	0	0	0	0	0	L 44-45
2013 TOTALS	1-1	3	2	1	0	0.0	0	0	0	0	0	0	0	0	0	0	0	0	0	0	0	0-1

2015 GAME-BY-GAME PLAYOFF STATISTICS (CHIEFS)

OPPONENT		TACKLES							INTERCEPTIONS					O. FUMB			ST		MISC			SCORE
		TK	S	A	SK	YDS	TFL	YDS	QBH	NO	YDS	LG	TD	PD	FF	FR	YDS	S	A	S	A	
01/09 at Texans	S	6	3	3	0.0	0.0	0	0	0	0	0	0	0	0	0	0	0	0	0	0	0	W 30-0
01/16 at Patriots	S	4	2	2	0.0	0.0	0	0	0	0	0	0	0	0	0	0	0	0	0	0	0	L 20-27
2015 TOTALS	2-2	10	5	5	0	0.0	0	0	0	0	0	0	0	0	0	0	0	0	0	0	0	1-1



CHRIS JONES

DEFENSIVE LINEMAN



95

6-6 • 310 • Born: 07/03/94

Houston, Miss. • NFL Exp: First Season (1st with Chiefs)

GP/GS (Playoffs) 1/0 (0/0)

D2-16 • Mississippi State

• Rookie defensive lineman joins the Chiefs as the club's second round pick (37th overall) of the 2016 NFL Draft.

Transactions: Originally entered the NFL as the Chiefs second round (37th overall) pick of the 2016 NFL Draft.

COLLEGE

Appeared in 39 games (16 starts) ... Totaled 102 tackles, including 18.0 tackles for loss and 8.5 sacks ... Tallied nine passes defended ... Named Second Team All-American by Pro Football Focus in 2015.

PERSONAL

- Attended Houston High School in Houston, Miss.
- Rated by ESPN.com as the number six defensive end in the country his senior year.
- As a senior, led the team in tackles with 160.
- Recorded 14.0 sacks, 10 pass deflections, two fumble recoveries and a 74-yard interception return for a touchdown.
- Five-year letterman for his high school varsity basketball team.

- Majored in communication at Mississippi State.

CHRIS JONES - NFL REGULAR SEASON STATISTICS

TEAM	GP	GS	TACKLES								INTERCEPTIONS					O. FUMB			ST		MISC	
			TK	S	A	TFL	YDS	SK	YDS	QBH	NO	YDS	LG	TD	PD	FF	FR	YDS	S	A	S	A
2016 Chiefs	1	0	0	0	0	0	0	0.0	0.0	0	0	0	0	0	0	0	0	0	0	0	0	
NFL TOTALS	1	0	0	0	0	0	0	0.0	0.0	0	0	0	0	0	0	0	0	0	0.0	0	0.0	

2016 GAME-BY-GAME REGULAR SEASON STATISTICS (CHIEFS)

OPPONENT			TACKLES							INTERCEPTIONS					O. FUMB			ST		MISC		SCORE
			TK	S	A	SK	YDS	TFL	YDS	QBH	NO	YDS	LG	TD	PD	FF	FR	YDS	S	A	S	
09/11	CHARGERS	P	0	0	0	0.0	0.0	0	0	0	0	0	0	0	0	0	0	0	0	0	0	W 33-27+
2016 TOTALS			1-0	0	0	0	0	0.0	0	0	0	0	0	0	0	0	0	0	0	0	0	1-0

+ - Overtime



SEANTAVIUS JONES
WIDE RECEIVER



6

6-3 • 200 • Born: 08/09/92
Tucker, Ga. • NFL Exp: First Season (1st with Chiefs)
GP/GS (Playoffs) 3/0 (0/0)
FA-16 • Valdosta State

- Second year wide receiver comes to Kansas City as a free agent signed in 2016.

Transactions:

Signed to the Chiefs practice squad (9/4/16) ... Released by Kansas City (9/3/16) ... Signed with Kansas City (6/16/16) ... Released by Philadelphia (4/4/16) ... Signed by the Eagles (2/18/16) ... Released by New Orleans (2/8/16) ... Added to the Saints' active roster from the

practice squad (12/24/15) ... Added to New Orleans' practice squad (9/16/15) ... Released by New Orleans (9/14/15) ... Added to the Saints' active roster from the practice squad (9/12/15) ... Added to the Saints' practice squad (9/7/15) ... Released by New Orleans (9/5/15) ... Added to New Orleans' active roster from the practice squad (12/11/14) ... Added to the Saints practice squad (9/1/14) ... Released by New Orleans (8/30/14) ... Originally entered the NFL as a college free agent signed by New Orleans (5/12/14).

COLLEGE

Played in 45 games at Valdosta State, catching 149 passes for 2,374 yards and 33 touchdowns ... An All-Gulf South Conference honoree in 2012 and 2013. As a senior in 2013, caught 55 passes for 777 yards and 13 touchdowns.

PERSONAL

- Attended Tucker High School in Tucker Ga.
- Born in Springfield, Ill.

SEANTAVIUS JONES - NFL REGULAR SEASON STATISTICS

TEAM	GP	GS	RUSHING					RECEIVING				
			NO.	YDS.	AVG.	LG	TD	NO.	YDS	AVG.	LG	TD
2014 Saints	0	0	0	0	0.0	0	0	0	0	0.0	0	0
2015 Saints	3	0	0	0	0.0	0	0	0	0	0.0	0	0
2016*Chiefs	0	0	0	0	0.0	0	0	0	0	0.0	0	0
NFL TOTALS	3	0	0	0	0.0	0	0	0	0	0.0	0	0

SEANTAVIUS JONES - NFL REGULAR SEASON RETURN STATISTICS

TEAM	KICKOFF RETURNS					PUNT RETURNS					
	RET.	YDS.	AVG.	LG	TD	NO.	FC	YDS	AVG	LG	TD
2014 Saints	0	0	0.0	0	0	0	0	0	0.0	0	0
2015 Saints	0	0	0.0	0	0	0	0	0	0.0	0	0
2016 Chiefs	0	0	0.0	0	0	0	0	0	0.0	0	0
NFL TOTALS	0	0	0.0	0	0	0	0	0	0.0	0	0

SINGLE-GAME HIGHS

Special Team Tackles

1 vs. Jacksonville Jaguars, Dec 27, 2015

2014 GAME-BY-GAME REGULAR SEASON STATISTICS (SAINTS)

OPPONENT	P/S	RECEIVING				RUSHING				W/L	SCORE
		NO	YDS	LG	TD	ATT	YDS	LG	TD		
09/07 at Falcons		NOT ON ROSTER								L	34-37+
09/14 at Browns		NOT ON ROSTER								L	24-26
09/21 VIKINGS		NOT ON ROSTER								W	20-9
09/28 at Cowboys		NOT ON ROSTER								L	17-38
10/05 BUCCANEERS		NOT ON ROSTER								W	37-31+
10/19 at Lions		NOT ON ROSTER								L	23-24
10/26 PACKERS		NOT ON ROSTER								W	44-23
10/30 at Panthers		NOT ON ROSTER								W	28-10
11/09 49ERS		NOT ON ROSTER								L	24-27+
11/16 BENGALS		NOT ON ROSTER								L	10-27
11/24 RAVENS		NOT ON ROSTER								L	27-34
11/30 at Steelers		NOT ON ROSTER								W	35-32
12/07 PANTHERS		NOT ON ROSTER								L	10-41
12/15 at Bears		INACTIVE								W	31-15
12/21 FALCONS		INACTIVE								L	14-30
12/28 at Buccaneers		INACTIVE								W	23-20
2014 TOTALS	0-0	0	0	0	0	0	0	0	0	7-9	

2015 GAME-BY-GAME REGULAR SEASON STATISTICS (SAINTS)

OPPONENT	P/S	RECEIVING				RUSHING				W/L	SCORE
		NO	YDS	LG	TD	ATT	YDS	LG	TD		
09/13 at Cardinals	P	0	0	0	0	0	0	0	0	L	19-31
09/20 BUCCANEERS		NOT ON ROSTER								L	19-26
09/27 at Panthers		NOT ON ROSTER								L	22-27
10/04 COWBOYS		NOT ON ROSTER								W	26-20+
10/11 at Eagles		NOT ON ROSTER								L	17-39
10/15 FALCONS		NOT ON ROSTER								W	31-21
10/25 at Colts		NOT ON ROSTER								W	27-21
11/01 GIANTS		NOT ON ROSTER								W	52-49
11/08 TITANS		NOT ON ROSTER								L	28-34+
11/15 at Redskins		NOT ON ROSTER								L	14-47
11/29 at Texans		NOT ON ROSTER								L	6-24
12/06 PANTHERS		NOT ON ROSTER								L	38-41
12/13 at Buccaneers		NOT ON ROSTER								W	24-17
12/21 LIONS		NOT ON ROSTER								L	27-35
12/27 JAGUARS	P	0	0	0	0	0	0	0	0	W	38-27
01/03 at Falcons	P	0	0	0	0	0	0	0	0	W	20-17
2015 TOTALS	3-0	0	0	0	0	0	0	0	0	7-9	

2016 GAME-BY-GAME REGULAR SEASON STATISTICS (CHIEFS)

	OPPONENT	P/S	RECEIVING				RUSHING				W/L	SCORE
			NO	YDS	LG	TD	ATT	YDS	LG	TD		
09/11	CHARGERS		PRACTICE SQUAD								W	33-27+
2016 TOTALS		0-0	0	0	0	0	0	0	0	0	1-0	



**TRAVIS
KELCE**
TIGHT END



6-5 • 260 • Born: 10/05/89
Cleveland Heights, Ohio • NFL Exp: Fourth Season (4th with Chiefs)
GP/GS (Playoffs) 34/28 (2/2)
D3a-13 • Cincinnati

- Fourth-year tight end enters his fourth season with the Chiefs.
- Earned his first trip to the Pro Bowl following the 2015 season after he posted 72 receptions for 825 yards, including five touchdowns.
- Led the team in receptions and receiving yards in 2014 with 67 catches for 862 yards.
- Spent the majority of the 2013 season on the club's injured reserve list.
- Recorded 8 receptions for 128 yards in his first postseason action against the Texans in the AFC Wild Card matchup, making him the eighth player in Chiefs

history to record 100 or more receiving yards in a playoff contest.

- Originally entered the league as the first of two Kansas City third-round draft selections (63rd overall) in the 2013 NFL Draft.

Transactions:

Signed with Kansas City (6/6/13) ... Originally entered the NFL as the first of two Kansas City third-round draft picks (63rd overall) in the 2013 NFL Draft.

COLLEGE

Played in 35 games (12 starts) at Cincinnati ... Spent the bulk of his 11-game freshman campaign being utilized as a quarterback ... Caught 59 passes for 875 yards (14.83 avg.) and 10 touchdowns, adding 47 yards and two scores on eight carries (5.88 avg.), in addition to recording two tackles (one solo) with a 13-yard kickoff return while completing his only pass attempt for a 39-yard touchdown ... In 21 games as a tight end, he snared 59-of-71 passes targeted to him, as his success rate (83.10 pct.) was the best for any active player in the collegiate ranks.

PERSONAL

- Majored in exploratory studies.
- Three-year letterwinner at quarterback at Cleveland Heights High School.
- Recognized with All-Lake Erie League honors after totaling 2,539 yards of total offense as a senior and collected 1,016 yards rushing, including 10 touchdowns and 1,523 passing yards on 103-of-198 attempts, with 21 scores and eight interceptions in 2007.

TRAVIS KELCE - NFL REGULAR SEASON STATISTICS

TEAM	GP	GS	RUSHING					RECEIVING				
			NO.	YDS.	AVG.	LG	TD	NO.	YDS	AVG	LG	TD
2013 Chiefs	1	0	0	0	0.0	0	0	0	0	0.0	0	0
2014 Chiefs	16	11	0	0	0.0	0	0	67	862	12.9	34	5
2015 Chiefs	16	16	0	0	0.0	0	0	72	875	12.2	42t	5
2016* Chiefs	1	1	0	0	0.0	0	0	6	74	12.3	20	0
NFL TOTALS	34	28	0	0	0.0	0	0	145	1,811	12.5	42t	10

TRAVIS KELCE - NFL PLAYOFF STATISTICS

TEAM			RUSHING						RECEIVING				
	GP	GS	NO.	YDS.	AVG.	LG	TD		NO.	YDS	AVG	LG	TD
2013 Chiefs	0	0	0	0	0.0	0	0		0	0	0.0	0	0
2015 Chiefs	2	2	0	0	0.0	0	0		14	151	10.8	48	0
NFL TOTALS	2	2	0	0	0.0	0	0		14	151	10.8	48	0

TRAVIS KELCE - NFL REGULAR SEASON RETURN STATISTICS

TEAM	KICKOFF RETURNS						PUNT RETURNS					
	RET.	YDS.	AVG.	LG	TD		NO.	FC	YDS	AVG	LG	TD
2013 Chiefs	0	0	0.0	0	0		0	0	0	0.0	0	0
2014 Chiefs	0	0	0.0	0	0		0	0	0	0.0	0	0
2015 Chiefs	0	0	0.0	0	0		0	0	0	0.0	0	0
2016 Chiefs	0	0	0.0	0	0		0	0	0	0.0	0	0
NFL TOTALS	0	0	0.0	0	0		0	0	0	0.0	0	0

TRAVIS KELCE - NFL PLAYOFF RETURN STATISTICS

TEAM	KICKOFF RETURNS					PUNT RETURNS					
	RET.	YDS.	AVG.	LG	TD	NO.	FC	YDS	AVG	LG	TD
2013 Chiefs	0	0	0.0	0	0	0	0	0	0.0	0	0
2015 Chiefs	0	0	0.0	0	0	0	0	0	0.0	0	0
NFL TOTALS	0	0	0.0	0	0	0	0	0	0.0	0	0

SINGLE-GAME HIGHS

Receptions	8	vs.	New England Patriots, Sep 29, 2014
	7	vs.	San Diego Chargers, Dec 28, 2014
	7	at	Arizona Cardinals, Dec 07, 2014
	6	vs.	San Diego Chargers, Sep 11, 2016
	6	vs.	Cleveland Browns, Dec 27, 2015
	...4 more at 6.		
Receiving Yards	110	at	Arizona Cardinals, Dec 07, 2014
	106	at	Houston Texans, Sep 13, 2015
	93	vs.	New England Patriots, Sep 29, 2014
	88	at	Minnesota Vikings, Oct 18, 2015
	84	vs.	San Diego Chargers, Dec 28, 2014
Longest Receptions	42t	at	Houston Texans, Sep 13, 2015
	38	vs.	Buffalo Bills, Nov 29, 2015
	38	at	Green Bay Packers, Sep 28, 2015
	37	at	Minnesota Vikings, Oct 18, 2015
	34	vs.	New York Jets, Nov 02, 2014
Receiving TDs	2	at	Houston Texans, Sep 13, 2015
	1	vs.	Cleveland Browns, Dec 27, 2015
	1	vs.	Buffalo Bills, Nov 29, 2015
	1	vs.	Detroit Lions, Nov 01, 2015
	...5 more at 1.		
All-purpose yards	110	at	Arizona Cardinals, Dec 07, 2014
	106	at	Houston Texans, Sep 13, 2015
	93	vs.	New England Patriots, Sep 29, 2014
	88	at	Minnesota Vikings, Oct 18, 2015
	84	vs.	San Diego Chargers, Dec 28, 2014
Most TDs	2	at	Houston Texans, Sep 13, 2015
	1	vs.	Cleveland Browns, Dec 27, 2015
	1	vs.	Buffalo Bills, Nov 29, 2015
	1	vs.	Detroit Lions, Nov 01, 2015
	...6 more at 1.		

SINGLE-GAME HIGHS - POST SEASON

Receptions	8	at	Houston Texans, Jan 09, 2016
	6	at	New England Patriots, Jan 16, 2016
Receiving Yards	128	at	Houston Texans, Jan 09, 2016
	23	at	New England Patriots, Jan 16, 2016
Longest Receptions	48	at	Houston Texans, Jan 09, 2016
	25	at	Houston Texans, Jan 09, 2016
	18	at	Houston Texans, Jan 09, 2016
	16	at	Houston Texans, Jan 09, 2016
	13	at	New England Patriots, Jan 16, 2016
All-purpose yards	128	at	Houston Texans, Jan 09, 2016
	23	at	New England Patriots, Jan 16, 2016

100-YARD RECEIVING GAMES (3)

DATE	TEAM	NO.	YDS.	AVG.	LG	TD
12/07/14	at Cardinals	7	110	15.7	29	0
09/13/15	at Texans	6	106	17.7	42t	2
01/09/16	at Texans	8	128	16.0	48	0

2013 GAME-BY-GAME REGULAR SEASON STATISTICS (CHIEFS)

	OPPONENT	P/S	RECEIVING				RUSHING				W/L	SCORE
			NO	YDS	LG	TD	ATT	YDS	LG	TD		
09/08	at Jaguars		DID NOT PLAY								W	28-2
09/15	COWBOYS	P	0	0	0	0	0	0	0	0	W	17-16
09/19	at Eagles		INACTIVE								W	26-16
09/29	GIANTS		INACTIVE								W	31-7
10/06	at Titans		INACTIVE								W	26-17
10/13	RAIDERS		INJURED RESERVE								W	24-7
10/20	TEXANS		INJURED RESERVE								W	17-16
10/27	BROWNS		INJURED RESERVE								W	23-17
11/03	at Bills		INJURED RESERVE								W	23-13
11/17	at Broncos		INJURED RESERVE								L	17-27
11/24	CHARGERS		INJURED RESERVE								L	38-41
12/01	BRONCOS		INJURED RESERVE								L	28-35
12/08	at Redskins		INJURED RESERVE								W	45-10
12/15	at Raiders		INJURED RESERVE								W	56-31
12/22	COLTS		INJURED RESERVE								L	7-23
12/29	at Chargers		INJURED RESERVE								L	24-27+
2013 TOTALS		1-0	0	0	0	0	0	0	0	0	11-5	

2014 GAME-BY-GAME REGULAR SEASON STATISTICS (CHIEFS)

	OPPONENT	P/S	RECEIVING				RUSHING				W/L	SCORE
			NO	YDS	LG	TD	ATT	YDS	LG	TD		
09/07	TITANS	P	3	49	27	0	0	0	0	0	L	10-26
09/14	at Broncos	P	4	81	24	0	0	0	0	0	L	17-24
09/21	at Dolphins	S	3	36	20t	1	0	0	0	0	W	34-15
09/29	PATRIOTS	S	8	93	33	1	0	0	0	0	W	41-14
10/05	at 49ers	S	2	15	13	1	0	0	0	0	L	17-22
10/19	at Chargers	P	4	33	16	0	0	0	0	0	W	23-20
10/26	RAMS	S	4	45	17	0	0	0	0	0	W	34-7
11/02	JETS	S	4	67	34	1	0	0	0	0	W	24-10
11/09	at Bills	P	2	19	13	0	0	0	0	0	W	17-13
11/16	SEAHAWKS	S	3	37	23	0	0	0	0	0	W	24-20
11/20	at Raiders	S	4	67	27	0	0	0	0	0	L	20-24
11/30	BRONCOS	P	3	36	19	0	0	0	0	0	L	16-29
12/07	at Cardinals	S	7	110	29	0	0	0	0	0	L	14-17
12/14	RAIDERS	S	5	59	20t	1	0	0	0	0	W	31-13
12/21	at Steelers	S	4	31	13	0	0	0	0	0	L	12-20
12/28	CHARGERS	S	7	84	24	0	0	0	0	0	W	19-7
2014 TOTALS		16-11	67	862	34	5	0	0	0	0	9-7	

2015 GAME-BY-GAME REGULAR SEASON STATISTICS (CHIEFS)

	OPPONENT	P/S	RECEIVING				RUSHING				W/L	SCORE
			NO	YDS	LG	TD	ATT	YDS	LG	TD		
09/13	at Texans	S	6	106	42t	2	0	0	0	0	W	27-20
09/17	BRONCOS	S	4	58	29	0	0	0	0	0	L	24-31
09/28	at Packers	S	6	80	38	0	0	0	0	0	L	28-38
10/04	at Bengals	S	5	49	14	0	0	0	0	0	L	21-36
10/11	BEARS	S	3	35	16	0	0	0	0	0	L	17-18
10/18	at Vikings	S	5	88	37	0	0	0	0	0	L	10-16
10/25	STEELERS	S	5	73	26	0	0	0	0	0	W	23-13
11/01	LIONS	S	6	49	18	1	0	0	0	0	W	45-10
11/15	at Broncos	S	5	36	9	0	0	0	0	0	W	29-13
11/22	at Chargers	S	5	46	16	0	0	0	0	0	W	33-3
11/29	BILLS	S	4	69	38	1	0	0	0	0	W	30-22
12/06	at Raiders	S	2	42	26	0	0	0	0	0	W	34-20
12/13	CHARGERS	S	3	18	11	0	0	0	0	0	W	10-3
12/20	at Ravens	S	6	73	29	0	0	0	0	0	W	34-14
12/27	BROWNS	S	6	43	13t	1	0	0	0	0	W	17-13
01/03	RAIDERS	S	1	10	10	0	0	0	0	0	W	23-17
2015 TOTALS			16-16	72	875	42t	5	0	0	0	0	11-5

2016 GAME-BY-GAME REGULAR SEASON STATISTICS (CHIEFS)

	OPPONENT	P/S	RECEIVING				RUSHING				W/L	SCORE
			NO	YDS	LG	TD	ATT	YDS	LG	TD		
09/11	CHARGERS	S	6	74	20	0	0	0	0	0	W	33-27+
2016 TOTALS			1-1	6	74	20	0	0	0	0	1-0	

+ - Overtime

2013 GAME-BY-GAME PLAYOFF STATISTICS (CHIEFS)

	OPPONENT	P/S	RECEIVING				RUSHING				W/L	SCORE
			NO	YDS	LG	TD	ATT	YDS	LG	TD		
01/04	at Colts		INJURED RESERVE								L	44-45
2013 TOTALS			0-0	0	0	0	0	0	0	0	0-1	

2015 GAME-BY-GAME PLAYOFF STATISTICS (CHIEFS)

	OPPONENT	P/S	RECEIVING				RUSHING				W/L	SCORE
			NO	YDS	LG	TD	ATT	YDS	LG	TD		
01/09	at Texans	S	8	128	48	0	0	0	0	0	W	30-0
01/16	at Patriots	S	6	23	13	0	0	0	0	0	L	20-27
2015 TOTALS			2-2	14	151	48	0	0	0	0	1-1	



**DAVID
KING**

DEFENSIVE LINEMAN



93

6-4 • 281 • Born: 12/27/89

Houston, Texas • NFL Exp: Fourth Season (2nd with Chiefs)

GP/GS (Playoffs) 8/0 (1/0)

FA-16 • Oklahoma

• Defensive lineman enters his third season in the NFL

acquired from waivers by the Chiefs on November 17,

2015.

• Originally entered the NFL as a seventh-round draft pick (239th overall) by the Philadelphia Eagles in the 2013 NFL Draft.

Transactions:

Signed to the Chiefs practice squad (9/4/16) ... Released by Kansas City (9/3/16) ... Signed to Kansas City from waivers (11/17/15) ... Released by Seattle (11/16/15) ...

Signed to Seattle's active roster (12/11/14) ... Signed to Cincinnati's practice squad (8/31/14) ... Released by Cincinnati (8/30/14) ... Signed by Cincinnati (1/6/14) ... Added to Cincinnati's practice squad (10/22/13) ... Released by Philadelphia (8/30/13) ... Originally entered the NFL as the Eagles' seventh-round pick (239th overall) in the 2013 Draft.

COLLEGE

Saw action in 43 games in his four years at Oklahoma, starting in 21 ... Accumulated 75 tackles (35 solo), seven tackles for loss, 5.5 sacks, three pass breakups, and one fumble recovery ... Named All-Big 12 Second Team by coaches his senior year.

PERSONAL

- Attended Strake Jesuit Prep where he was named the unanimous district Defensive MVP
- Elected to the All-Greater Houston team by the Houston Chronicle
- Human relations major at Oklahoma

DAVID KING - NFL REGULAR SEASON STATISTICS

TEAM	GP	GS	TACKLES							INTERCEPTIONS					O. FUMB			ST		MISC		
			TK	S	A	TFL	YDS	SK	YDS	QBH	NO	YDS	LG	TD	PD	FF	FR	YDS	S	A	S	A
2013 Bengals	0	0	0	0	0	0	0	0.0	0.0	0	0	0	0	0	0	0	0	0	0	0	0	
2014 Seahawks	3	0	1	1	0	1	6	1.0	6.0	2	0	0	0	0	0	0	0	0	0	0	0	
Went from Seahawks to Bengals .																						
2014 Bengals	0	0	0	0	0	0	0	0.0	0.0	0	0	0	0	0	0	0	0	0	0	0	0	
2015 Seahawks	4	0	3	1	2	0	0	0.5	4.5	1	0	0	0	0	2	0	0	0	0	0	0	
Went from Seahawks to Chiefs .																						
2015 Chiefs	1	0	0	0	0	0	0	0.0	0.0	0	0	0	0	0	0	0	0	0	0	0	0	
2016 Chiefs	0	0	0	0	0	0	0	0.0	0.0	0	0	0	0	0	0	0	0	0	0	0	0	
NFL TOTALS	8	0	4	2	2	1	6	1.5	10.5	3	0	0	0	0	2	0	0	0	0	0.0	0	0.0

DAVID KING - NFL PLAYOFF STATISTICS

TEAM	GP	GS	TACKLES								INTERCEPTIONS					O. FUMB			ST		MISC	
			TK	S	A	TFL	YDS	SK	YDS	QBH	NO	YDS	LG	TD	PD	FF	FR	YDS	S	A	S	A
2014 Seahawks	1	0	0	0	0	0	0	0.0	0.0	0	0	0	0	0	0	0	0	0	0	0	0	
2015 Chiefs	0	0	0	0	0	0	0	0.0	0.0	0	0	0	0	0	0	0	0	0	0	0	0	
NFL TOTALS	1	0	0	0	0	0	0	0.0	0.0	0	0	0	0	0	0	0	0	0	0.0	0	0.0	

SINGLE-GAME HIGHS

Tackles	2	at	San Francisco 49ers, Oct 22, 2015
	1	vs.	Detroit Lions, Oct 05, 2015
	1	at	Arizona Cardinals, Dec 21, 2014
Sacks	1.00	at	Arizona Cardinals, Dec 21, 2014
	0.50	at	San Francisco 49ers, Oct 22, 2015
Pass Defenses	1	vs.	Carolina Panthers, Oct 18, 2015
	1	at	Cincinnati Bengals, Oct 11, 2015
Tackles For Loss	1.00	at	Arizona Cardinals, Dec 21, 2014

2013 GAME-BY-GAME REGULAR SEASON STATISTICS (BENGALS)

OPPONENT		TACKLES								INTERCEPTIONS					O. FUMB			ST		MISC		SCORE	
		TK	S	A	SK	YDS	TFL	YDS	QBH	NO	YDS	LG	TD	PD	FF	FR	YDS	S	A	S	A		
09/08	at Bears									NOT ON ROSTER												L	21-24
09/16	STEELERS									NOT ON ROSTER												W	20-10
09/22	PACKERS									NOT ON ROSTER												W	34-30
09/29	at Browns									NOT ON ROSTER												L	6-17
10/06	PATRIOTS									NOT ON ROSTER												W	13-6
10/13	at Bills									PRACTICE SQUAD												W	27-24+
10/20	at Lions									PRACTICE SQUAD												W	27-24
10/27	JETS									PRACTICE SQUAD												W	49-9
10/31	at Dolphins									PRACTICE SQUAD												L	20-22+
11/10	at Ravens									PRACTICE SQUAD												L	17-20+
11/17	BROWNS									PRACTICE SQUAD												W	41-20
12/01	at Chargers									PRACTICE SQUAD												W	17-10
12/08	COLTS									PRACTICE SQUAD												W	42-28
12/15	at Steelers									PRACTICE SQUAD												L	20-30
12/22	VIKINGS									PRACTICE SQUAD												W	42-14
12/29	RAVENS									PRACTICE SQUAD												W	34-17
2013 TOTALS		0-0	0	0	0	0	0.0	0	0	0	0	0	0	0	0	0	0	0	0	0	0	11-5	

2014 GAME-BY-GAME REGULAR SEASON STATISTICS (BENGALS/SEAHAWKS)

2014 GAME BY GAME REGULAR SEASON STATISTICS (BENGALS/SEAHAWKS)																									
OPPONENT	TACKLES								INTERCEPTIONS					O. FUMB			ST		MISC		SCORE				
	TK	S	A	SK	YDS	TFL	YDS	QBH	NO	YDS	LG	TD	PD	FF	FR	YDS	S	A	S	A					
09/07 at Ravens									PRACTICE SQUAD																W 23-16
09/14 FALCONS									PRACTICE SQUAD																W 24-10
09/21 TITANS									PRACTICE SQUAD																W 33-7
10/05 at Patriots									PRACTICE SQUAD																L 17-43
10/12 PANTHERS									PRACTICE SQUAD																L 37-37+
10/19 at Colts									PRACTICE SQUAD																L 0-27
10/26 RAVENS									PRACTICE SQUAD																W 27-24
11/02 JAGUARS									PRACTICE SQUAD																W 33-23
11/06 BROWNS									PRACTICE SQUAD																L 3-24
11/16 at Saints									PRACTICE SQUAD																W 27-10
11/30 at Buccaneers									PRACTICE SQUAD																W 14-13
Went from Bengals to Seahawks .																									
12/14 49ERS	P	0	0	0	0.0	0.0	0	0	0	0	0	0	0	0	0	0	0	0	0	0	0	W 17-7			
12/21 at Cardinals	P	1	1	0	1.0	6.0	1	6	2	0	0	0	0	0	0	0	0	0	0	0	0	W 35-6			
12/28 RAMS	P	0	0	0	0.0	0.0	0	0	0	0	0	0	0	0	0	0	0	0	0	0	0	W 20-6			
2014 TOTALS	3-0	1	1	0	1	6.0	1	6	2	0	0	0	0	0	0	0	0	0	0	0	0	10-4			

2015 GAME-BY-GAME REGULAR SEASON STATISTICS (SEAHAWKS/CHIEFS)

2015 GAME BY GAME RECORD BY SEASON STATISTICS (SEAHAWKS/CHIEFS)																								
OPPONENT		TACKLES								INTERCEPTIONS					O. FUMB			ST		MISC		SCORE		
		TK	S	A	SK	YDS	TFL	YDS	QBH	NO	YDS	LG	TD	PD	FF	FR	YDS	S	A	S	A			
09/13	at Rams									INACTIVE												L	31-34+	
09/20	at Packers									INACTIVE												L	17-27	
09/27	BEARS									INACTIVE												W	26-0	
10/05	LIONS	P	1	0	1	0.0	0.0	0	0	0	0	0	0	0	0	0	0	0	0	0	0	0	W	13-10
10/11	at Bengals	P	0	0	0	0.0	0.0	0	0	0	0	0	0	1	0	0	0	0	0	0	0	0	L	24-27+
10/18	PANTHERS	P	0	0	0	0.0	0.0	0	0	0	0	0	0	1	0	0	0	0	0	0	0	0	L	23-27
10/22	at 49ers	P	2	1	1	0.5	4.5	0	0	1	0	0	0	0	0	0	0	0	0	0	0	0	W	20-3
11/01	at Cowboys									INACTIVE												W	13-12	
11/15	CARDINALS									INACTIVE												L	32-39	
Went from Seahawks to Chiefs .																								
11/22	at Chargers									INACTIVE												W	33-3	
11/29	BILLS									INACTIVE												W	30-22	
12/06	at Raiders									INACTIVE												W	34-20	
12/13	CHARGERS	P	0	0	0	0.0	0.0	0	0	0	0	0	0	0	0	0	0	0	0	0	0	0	W	10-3
12/20	at Ravens									INACTIVE												W	34-14	
12/27	BROWNS									INACTIVE												W	17-13	
01/03	RAIDERS									INACTIVE												W	23-17	
2015 TOTALS		5-0	3	1	2	0.5	4.5	0	0	1	0	0	0	0	2	0	0	0	0	0	0	0	11-5	

+ - Overtime

2016 GAME-BY-GAME REGULAR SEASON STATISTICS (CHIEFS)

OPPONENT		TACKLES								INTERCEPTIONS					O. FUMB			ST		MISC		SCORE
		TK	S	A	SK	YDS	TFL	YDS	QBH	NO	YDS	LG	TD	PD	FF	FR	YDS	S	A	S	A	
09/11 CHARGERS		PRACTICE SQUAD																				W 33-27+
2016 TOTALS		0-0	0	0	0	0	0.0	0	0	0	0	0	0	0	0	0	0	0	0	0	0	1-0

2014 GAME-BY-GAME PLAYOFF STATISTICS (SEAHAWKS)

OPPONENT		TACKLES								INTERCEPTIONS					O. FUMB			ST		MISC		SCORE
		TK	S	A	SK	YDS	TFL	YDS	QBH	NO	YDS	LG	TD	PD	FF	FR	YDS	S	A	S	A	
01/10 PANTHERS	P	0	0	0	0.0	0.0	0	0	0	0	0	0	0	0	0	0	0	0	0	0	0	W 31-17
01/18 PACKERS																						W 28-22+
02/01 PATRIOTS																						L 24-28
2014 TOTALS	1-0	0	0	0	0	0.0	0	0	0	0	0	0	0	0	0	0	0	0	0	0	0	2-1

2015 GAME-BY-GAME PLAYOFF STATISTICS (CHIEFS)

OPPONENT		TACKLES								INTERCEPTIONS					O. FUMB			ST		MISC		SCORE
		TK	S	A	SK	YDS	TFL	YDS	QBH	NO	YDS	LG	TD	PD	FF	FR	YDS	S	A	S	A	
01/09 at Texans																						W 30-0
01/16 at Patriots																						L 20-27
2015 TOTALS	0-0	0	0	0	0	0.0	0	0	0	0	0	0	0	0	0	0	0	0	0	0	0	1-1



**JEREMY
MACLIN**
WIDE RECEIVER



19

6-0 • 198 • Born: 05/11/88
Kirkwood, Mo. • NFL Exp: Eighth Season (2nd with Chiefs)
GP/GS (Playoffs) 91/89 (4/4)
UFA-15 • Missouri

- Eighth-year wide receiver enters his second season with Kansas City in 2016.
- Originally entered the NFL as the Eagles first round pick (19th overall) in the 2009 NFL Draft.
- Played under Andy Reid through his first four NFL seasons in Philadelphia (2009-12).
- Earned his first Pro Bowl selection in 2014 after tallying 85 catches for 1,318 yards (15.5 avg.), with 10 touchdowns. Also earned a Pro Bowl invite after his first season in KC in 2015 when he recorded 87 catches for 1,088 yards and a team-high eight touchdowns.
- Owns 435 receptions for 5,922 yards (13.6 avg.) and 45 touchdown catches in 91 (89 starts) career games.
- Named the Eagles Ed Block Courage Award in 2014 by his teammates.
- Was part of the first trio of teammates age 24 years old or younger in NFL history to each post 50-plus receptions,

750-plus yards and four-plus touchdowns in a season in 2009.

- Has recorded 100 or more receiving yards in 17 contests, including one postseason game.
- Became the eighth receiver in NFL history to have at least 55 catches and 750 yards in each of his first four seasons (2009-12), joining Gary Clark, Larry Fitzgerald, Joey Galloway, Marvin Harrison, Keyshawn Johnson, Sterling Sharpe and Randy Moss.
- Named the NFC Offensive Player of the Week Nov. 2, 2014.
- Missed the 2013 season after suffering a torn ACL in training camp.

Transactions:

Signed with Kansas City (3/10/15) ... Resigned with Philadelphia (2/28/14) ... Signed with Philadelphia (8/3/09) ... Originally entered the NFL as the Eagles first-round pick (19th overall) in the 2009 NFL Draft.

COLLEGE

Played in 28 games at Missouri and scored a school record 33 touchdowns over two seasons (22 receiving, six rushing, three punt returns, two kickoff returns) marking the first player in school history to score in all four methods ... Named a two-time first-team All-American in 2007 and 2008 ... Amassed 5,609 all-purpose yards (2,315 receiving, 668 rushing, 577 on punt returns, 2,049 on kickoff returns) in his two-year career, joining Derek Abney of Kentucky as the only

players in college history to gain more than 2,000 yards in both receiving and kickoff returns in a career ... Started all 14 games as a sophomore and led the nation with a school single-season record 2,833 all-purpose yards which is the fifth-highest total in NCAA history ... Set a school record 102 receptions, 1,260 yards and 13 touchdowns in 2008 ... Became the first freshman in school history to earn All-American honors after starting 12 games ... Set the NCAA single-season record with 2,776 all-purpose yards in 2007 ... Granted a medical hardship in 2006 after suffering a torn ACL prior to the start of August camp.

PERSONAL

- Attended Kirkwood High School in Kirkwood, Mo., where he is credited to 55 career touchdowns as a receiver, defensive back and return specialist.
- Was a mutli-sport athlete in high school where he was considered the top wide receiver and one of the top over-all prospects to come out of the state of Missouri in 2006 and earned honorable-mention all-state and first team all-conference as a junior on the basketball team.
- Created the Jeremy Maclin Football Endowment scholarship at the University of Missouri.
- Has provided children in the Kirkwood-Meacham Park area with a backpack full of school essentials since 2012.
- Majored in sociology.

JEREMY MACLIN - NFL REGULAR SEASON STATISTICS

TEAM	GP	GS	RUSHING					RECEIVING				
			NO.	YDS.	AVG.	LG	TD	NO.	YDS	AVG	LG	TD
2009 Eagles	15	13	2	-7	-3.5	-1	0	56	773	13.8	56	4
2010 Eagles	16	16	3	36	12.0	14	0	70	964	13.8	83t	10
2011 Eagles	13	13	1	1	1.0	1	0	63	859	13.6	59	5
2012 Eagles	15	15	0	0	0.0	0	0	69	857	12.4	70t	7
2014 Eagles	16	16	0	0	0.0	0	0	85	1,318	15.5	72	10
2015 Chiefs	15	15	3	14	4.7	18	0	87	1,088	12.5	61	8
2016* Chiefs	1	1	1	-1	-1.0	-1	0	5	63	12.6	22	1
NFL TOTALS	91	89	10	43	4.3	18	0	435	5,922	13.6	83t	45

JEREMY MACLIN - NFL PLAYOFF STATISTICS

TEAM	GP	GS	RUSHING					RECEIVING				
			NO.	YDS.	AVG.	LG	TD	NO.	YDS	AVG	LG	TD
2009 Eagles	1	1	0	0	0.0	0	0	7	146	20.9	76t	1
2010 Eagles	1	1	0	0	0.0	0	0	3	73	24.3	44	0
2015 Chiefs	2	2	0	0	0.0	0	0	5	52	10.4	16	0
NFL TOTALS	4	4	0	0	0.0	0	0	15	271	18.1	76t	1

JEREMY MACLIN - NFL REGULAR SEASON RETURN STATISTICS

TEAM	KICKOFF RETURNS					PUNT RETURNS					
	RET.	YDS.	AVG.	LG	TD	NO.	FC	YDS	AVG	LG	TD
2009 Eagles	7	124	17.7	28	0	6	4	30	5.0	27	0
2010 Eagles	1	22	22.0	22	0	3	5	17	5.7	9	0
2011 Eagles	0	0	0.0	0	0	4	3	29	7.3	11	0
2012 Eagles	0	0	0.0	0	0	0	0	0	0.0	0	0
2014 Eagles	0	0	0.0	0	0	2	4	25	12.5	18	0
2015 Chiefs	0	0	0.0	0	0	2	4	13	6.5	11	0
2016 Chiefs	0	0	0.0	0	0	0	0	0	0.0	0	0
NFL TOTALS	8	146	18.3	28	0	17	20	114	6.7	27	0

JEREMY MACLIN - NFL PLAYOFF RETURN STATISTICS

TEAM	KICKOFF RETURNS					PUNT RETURNS					
	RET.	YDS.	AVG.	LG	TD	NO.	FC	YDS	AVG	LG	TD
2009 Eagles	2	41	20.5	21	0	0	0	0	0.0	0	0
2010 Eagles	0	0	0.0	0	0	0	0	0	0.0	0	0
2015 Chiefs	0	0	0.0	0	0	0	0	0	0.0	0	0
NFL TOTALS	2	41	20.5	21	0	0	0	0	0.0	0	0

SINGLE-GAME HIGHS

Rush Attempts	1	vs.	San Diego Chargers, Sep 11, 2016
	1	vs.	Oakland Raiders, Jan 03, 2016
	1	vs.	San Diego Chargers, Dec 13, 2015
	...7 more at 1.		
Rushing Yards	18	vs.	Oakland Raiders, Jan 03, 2016
	14	at	Tennessee Titans, Oct 24, 2010
	11	at	Washington Redskins, Nov 15, 2010
	11	vs.	Green Bay Packers, Sep 12, 2010
	1	at	Atlanta Falcons, Sep 18, 2011
Longest Runs	18	vs.	Oakland Raiders, Jan 03, 2016
	14	at	Tennessee Titans, Oct 24, 2010
	11	at	Washington Redskins, Nov 15, 2010
	11	vs.	Green Bay Packers, Sep 12, 2010
	3	vs.	New York Jets, Dec 18, 2011
Receptions	13	at	Atlanta Falcons, Sep 18, 2011
	12	at	Arizona Cardinals, Oct 26, 2014
	11	at	Cincinnati Bengals, Oct 04, 2015
	9	at	Oakland Raiders, Dec 06, 2015
	9	vs.	Buffalo Bills, Nov 29, 2015
Receiving Yards	...3 more at 9.		
	187	at	Arizona Cardinals, Oct 26, 2014
	171	at	Atlanta Falcons, Sep 18, 2011
	160	vs.	Buffalo Bills, Nov 29, 2015
	159	vs.	Atlanta Falcons, Oct 17, 2010
Longest Receptions	158	at	Houston Texans, Nov 02, 2014
	83t	vs.	Atlanta Falcons, Oct 17, 2010
	72	vs.	Dallas Cowboys, Dec 14, 2014
	70t	vs.	Detroit Lions, Oct 14, 2012
	68t	vs.	Jacksonville Jaguars, Sep 07, 2014
Receiving TDs	61	at	Green Bay Packers, Sep 28, 2015
	2	at	Oakland Raiders, Dec 06, 2015
	2	at	Houston Texans, Nov 02, 2014
	2	at	Arizona Cardinals, Oct 26, 2014
All-purpose yards	...5 more at 2.		
	212	at	Arizona Cardinals, Oct 26, 2014
	172	at	Atlanta Falcons, Sep 18, 2011
	160	vs.	Buffalo Bills, Nov 29, 2015
	159	vs.	Atlanta Falcons, Oct 17, 2010
Kickoff Returns	158	at	Houston Texans, Nov 02, 2014
	4	at	San Diego Chargers, Nov 15, 2009
	1	vs.	Minnesota Vikings, Dec 28, 2010
	1	at	Dallas Cowboys, Jan 03, 2010
	1	vs.	Dallas Cowboys, Nov 08, 2009
Kickoff Return Yards	...1 more at 1.		
	72	at	San Diego Chargers, Nov 15, 2009
	28	vs.	Dallas Cowboys, Nov 08, 2009
	22	vs.	Minnesota Vikings, Dec 28, 2010
	17	at	Dallas Cowboys, Jan 03, 2010
Longest Kickoff Return	7	vs.	New Orleans Saints, Sep 20, 2009
	28	vs.	Dallas Cowboys, Nov 08, 2009
	23	at	San Diego Chargers, Nov 15, 2009
	22	vs.	Minnesota Vikings, Dec 28, 2010
	21	at	San Diego Chargers, Nov 15, 2009
Fair Catches	17	at	Dallas Cowboys, Jan 03, 2010
	4	at	San Diego Chargers, Nov 22, 2015
	3	at	Arizona Cardinals, Oct 26, 2014
	2	vs.	Arizona Cardinals, Nov 13, 2011
	2	vs.	Minnesota Vikings, Dec 28, 2010
Punt Return Yards	2	at	New York Giants, Dec 19, 2010
	34	at	Atlanta Falcons, Dec 06, 2009
	25	at	Arizona Cardinals, Oct 26, 2014
	17	vs.	Arizona Cardinals, Nov 13, 2011
	13	at	San Diego Chargers, Nov 22, 2015
Longest Punt Return	12	vs.	Dallas Cowboys, Oct 30, 2011
	65t	at	New York Giants, Dec 19, 2010
	27	at	Atlanta Falcons, Dec 06, 2009
	18	at	Arizona Cardinals, Oct 26, 2014
	11	at	San Diego Chargers, Nov 22, 2015
	11	vs.	Arizona Cardinals, Nov 13, 2011

Punt Returns	3	at	Atlanta Falcons, Dec 06, 2009
	2	at	San Diego Chargers, Nov 22, 2015
	2	at	Arizona Cardinals, Oct 26, 2014
	2	vs.	Arizona Cardinals, Nov 13, 2011
	...1 more at 2.		
Miscellaneous Tackles	2	at	Arizona Cardinals, Oct 26, 2014
	2	vs.	Los Angeles Rams, Oct 05, 2014
	2	at	San Francisco 49ers, Sep 28, 2014
	...1 more at 2.		
Most TDs	3	at	New York Giants, Dec 19, 2010
	2	at	Oakland Raiders, Dec 06, 2015
	2	at	Houston Texans, Nov 02, 2014
	2	at	Arizona Cardinals, Oct 26, 2014
	...4 more at 2.		

SINGLE-GAME HIGHS - POST SEASON

Receptions	7	at	Dallas Cowboys, Jan 09, 2010
	3	at	Houston Texans, Jan 09, 2016
	3	vs.	Green Bay Packers, Jan 09, 2011
	2	at	New England Patriots, Jan 16, 2016
Receiving Yards	146	at	Dallas Cowboys, Jan 09, 2010
	73	vs.	Green Bay Packers, Jan 09, 2011
	29	at	Houston Texans, Jan 09, 2016
	23	at	New England Patriots, Jan 16, 2016
Longest Receptions	76t	at	Dallas Cowboys, Jan 09, 2010
	44	vs.	Green Bay Packers, Jan 09, 2011
	25	at	Dallas Cowboys, Jan 09, 2010
	18	vs.	Green Bay Packers, Jan 09, 2011
	16	at	Houston Texans, Jan 09, 2016
Receiving TDs	1	at	Dallas Cowboys, Jan 09, 2010
All-purpose yards	187	at	Dallas Cowboys, Jan 09, 2010
	73	vs.	Green Bay Packers, Jan 09, 2011
	29	at	Houston Texans, Jan 09, 2016
	23	at	New England Patriots, Jan 16, 2016
Kickoff Returns	2	at	Dallas Cowboys, Jan 09, 2010
Kickoff Return Yards	41	at	Dallas Cowboys, Jan 09, 2010
Longest Kickoff Return	21	at	Dallas Cowboys, Jan 09, 2010
	20	at	Dallas Cowboys, Jan 09, 2010
Most TDs	1	at	Dallas Cowboys, Jan 09, 2010

100-YARD RECEIVING GAMES (17)

DATE	TEAM	NO.	YDS.	AVG.	LG	TD
10/11/09	BUCCANEERS	6	142	23.7	51t	2
01/09/10	at Cowboys	7	146	20.9	76t	1
10/17/10	FALCONS	7	159	22.7	83t	2
11/21/10	GIANTS	9	120	13.3	35	0
09/18/11	at Falcons	13	171	13.2	43	2
10/16/11	at Redskins	5	101	20.2	59	0
01/01/12	REDSKINS	8	105	13.1	29	0
10/14/12	LIONS	6	130	21.7	70t	1
12/09/12	at Buccaneers	9	104	11.6	24	1
12/23/12	REDSKINS	8	116	14.5	38	1
09/21/14	REDSKINS	8	154	19.3	50	1
10/26/14	at Cardinals	12	187	15.6	54t	2
11/02/14	at Texans	6	158	26.3	59t	2
11/27/14	at Cowboys	8	108	13.5	58	0
09/28/15	at Packers	8	141	17.6	61	1
10/04/15	at Bengals	11	148	13.5	44	0
11/29/15	BILLS	9	160	17.8	41t	1

2009 GAME-BY-GAME REGULAR SEASON STATISTICS (EAGLES)

	OPPONENT	P/S	RECEIVING				RUSHING				W/L	SCORE
			NO	YDS	LG	TD	ATT	YDS	LG	TD		
09/13	at Panthers	P	0	0	0	0	0	0	0	0	W	38-10
09/20	SAINTS	S	2	12	6	0	0	0	0	0	L	22-48
09/27	CHIEFS	S	4	33	11	0	1	-1	-1	0	W	34-14
10/11	BUCCANEERS	S	6	142	51t	2	0	0	0	0	W	33-14
10/18	at Raiders	S	1	6	6	0	0	0	0	0	L	9-13
10/26	at Redskins	S	5	53	20	0	0	0	0	0	W	27-17
11/01	GIANTS	S	4	47	23t	1	0	0	0	0	W	40-17
11/08	COWBOYS	S	3	44	15	0	0	0	0	0	L	16-20
11/15	at Chargers	S	6	76	28	1	1	-6	-6	0	L	23-31
11/22	at Bears	S	6	64	16	0	0	0	0	0	W	24-20
11/29	REDSKINS	S	5	63	35	0	0	0	0	0	W	27-24
12/06	at Falcons	P	4	83	56	0	0	0	0	0	W	34-7
12/13	at Giants	S	0	0	0	0	0	0	0	0	W	45-38
12/20	49ERS					INACTIVE					W	27-13
12/27	BRONCOS	S	6	92	27	0	0	0	0	0	W	30-27
01/03	at Cowboys	S	4	58	31	0	0	0	0	0	L	0-24
2009 TOTALS			15-13	56	773	56	4	2	-7	-1	0	11-5

2010 GAME-BY-GAME REGULAR SEASON STATISTICS (EAGLES)

	OPPONENT	P/S	RECEIVING				RUSHING				W/L	SCORE
			NO	YDS	LG	TD	ATT	YDS	LG	TD		
09/12	PACKERS	S	4	38	17t	1	1	11	11	0	L	20-27
09/19	at Lions	S	3	26	11	1	0	0	0	0	W	35-32
09/26	at Jaguars	S	4	83	45t	2	0	0	0	0	W	28-3
10/03	REDSKINS	S	1	15	15	0	0	0	0	0	L	12-17
10/10	at 49ers	S	6	95	41	0	0	0	0	0	W	27-24
10/17	FALCONS	S	7	159	83t	2	0	0	0	0	W	31-17
10/24	at Titans	S	5	42	17	0	1	14	14	0	L	19-37
11/07	COLTS	S	4	48	22	0	0	0	0	0	W	26-24
11/15	at Redskins	S	4	79	48t	1	1	11	11	0	W	59-28
11/21	GIANTS	S	9	120	35	0	0	0	0	0	W	27-17
11/28	at Bears	S	4	47	24	1	0	0	0	0	L	26-31
12/02	TEXANS	S	5	68	34	0	0	0	0	0	W	34-24
12/12	at Cowboys	S	1	11	11	0	0	0	0	0	W	30-27
12/19	at Giants	S	7	59	13t	2	0	0	0	0	W	38-31
12/28	VIKINGS	S	6	74	28	0	0	0	0	0	L	14-24
01/02	COWBOYS	S	0	0	0	0	0	0	0	0	L	13-14
2010 TOTALS			16-16	70	964	83t	10	3	36	14	0	10-6

2011 GAME-BY-GAME REGULAR SEASON STATISTICS (EAGLES)

	OPPONENT	P/S	RECEIVING				RUSHING				W/L	SCORE
			NO	YDS	LG	TD	ATT	YDS	LG	TD		
09/11	at Rams	S	1	20	20	0	0	0	0	0	W	31-13
09/18	at Falcons	S	13	171	43	2	1	1	1	0	L	31-35
09/25	GIANTS	S	5	69	24	0	0	0	0	0	L	16-29
10/02	49ERS	S	7	74	19	0	0	0	0	0	L	23-24
10/09	at Bills	S	6	54	19	1	0	0	0	0	L	24-31
10/16	at Redskins	S	5	101	59	0	0	0	0	0	W	20-13
10/30	COWBOYS	S	3	54	24	1	0	0	0	0	W	34-7
11/07	BEARS	S	4	63	31	0	0	0	0	0	L	24-30
11/13	CARDINALS	S	2	6	6	0	0	0	0	0	L	17-21
11/20	at Giants					INACTIVE					W	17-10
11/27	PATRIOTS					INACTIVE					L	20-38
12/01	at Seahawks					INACTIVE					L	14-31
12/11	at Dolphins	S	1	13	13	0	0	0	0	0	W	26-10
12/18	JETS	S	3	57	23	0	0	0	0	0	W	45-19
12/24	at Cowboys	S	5	72	22	1	0	0	0	0	W	20-7
01/01	REDSKINS	S	8	105	29	0	0	0	0	0	W	34-10
2011 TOTALS			13-13	63	859	59	5	1	1	1	0	8-8

2012 GAME-BY-GAME REGULAR SEASON STATISTICS (EAGLES)

	OPPONENT	P/S	RECEIVING				RUSHING				W/L	SCORE
			NO	YDS	LG	TD	ATT	YDS	LG	TD		
09/09	at Browns	S	7	96	46	1	0	0	0	0	W	17-16
09/16	RAVENS	S	1	23	23t	1	0	0	0	0	W	24-23
09/23	at Cardinals					INACTIVE					L	6-27
09/30	GIANTS	S	1	7	7	0	0	0	0	0	W	19-17
10/07	at Steelers	S	5	39	11	0	0	0	0	0	L	14-16
10/14	LIONS	S	6	130	70t	1	0	0	0	0	L	23-26+
10/28	FALCONS	S	6	33	12	0	0	0	0	0	L	17-30
11/05	at Saints	S	2	28	22	0	0	0	0	0	L	13-28
11/11	COWBOYS	S	8	93	44t	1	0	0	0	0	L	23-38
11/18	at Redskins	S	0	0	0	0	0	0	0	0	L	6-31
11/26	PANTHERS	S	5	55	15	0	0	0	0	0	L	22-30
12/02	at Cowboys	S	3	38	21	0	0	0	0	0	L	33-38
12/09	at Buccaneers	S	9	104	24	1	0	0	0	0	W	23-21
12/13	BENGALS	S	4	73	46	0	0	0	0	0	L	13-34
12/23	REDSKINS	S	8	116	38	1	0	0	0	0	L	20-27
12/30	at Giants	S	4	22	8	1	0	0	0	0	L	7-42
2012 TOTALS			15-15	69	857	70t	7	0	0	0	0	4-12

+ - Overtime

2014 GAME-BY-GAME REGULAR SEASON STATISTICS (EAGLES)

	OPPONENT	P/S	RECEIVING				RUSHING				W/L	SCORE
			NO	YDS	LG	TD	ATT	YDS	LG	TD		
09/07	JAGUARS	S	4	97	68t	1	0	0	0	0	W	34-17
09/15	at Colts	S	4	45	15	1	0	0	0	0	W	30-27
09/21	REDSKINS	S	8	154	50	1	0	0	0	0	W	37-34
09/28	at 49ers	S	4	57	22	0	0	0	0	0	L	21-26
10/05	RAMS	S	5	76	24t	1	0	0	0	0	W	34-28
10/12	GIANTS	S	2	16	9	0	0	0	0	0	W	27-0
10/26	at Cardinals	S	12	187	54t	2	0	0	0	0	L	20-24
11/02	at Texans	S	6	158	59t	2	0	0	0	0	W	31-21
11/10	PANTHERS	S	3	38	15	0	0	0	0	0	W	45-21
11/16	at Packers	S	9	93	26	1	0	0	0	0	L	20-53
11/23	TITANS	S	6	59	18	0	0	0	0	0	W	43-24
11/27	at Cowboys	S	8	108	58	0	0	0	0	0	W	33-10
12/07	SEAHAWKS	S	3	21	12	1	0	0	0	0	L	14-24
12/14	COWBOYS	S	4	98	72	0	0	0	0	0	L	27-38
12/20	at Redskins	S	4	62	22	0	0	0	0	0	L	24-27
12/28	at Giants	S	3	49	25	0	0	0	0	0	W	34-26
2014 TOTALS		16-16	85	1,318	72	10	0	0	0	0	10-6	

2015 GAME-BY-GAME REGULAR SEASON STATISTICS (CHIEFS)

	OPPONENT	P/S	RECEIVING				RUSHING				W/L	SCORE
			NO	YDS	LG	TD	ATT	YDS	LG	TD		
09/13	at Texans	S	5	52	20	0	0	0	0	0	W	27-20
09/17	BRONCOS	S	4	57	30	0	1	-2	-2	0	L	24-31
09/28	at Packers	S	8	141	61	1	0	0	0	0	L	28-38
10/04	at Bengals	S	11	148	44	0	0	0	0	0	L	21-36
10/11	BEARS	S	8	85	23	0	0	0	0	0	L	17-18
10/18	at Vikings	S	3	48	39	0	0	0	0	0	L	10-16
10/25	STEELERS										W	23-13
11/01	LIONS	S	3	35	17t	1	0	0	0	0	W	45-10
11/15	at Broncos	S	3	17	9	0	0	0	0	0	W	29-13
11/22	at Chargers	S	3	29	10	0	0	0	0	0	W	33-3
11/29	BILLS	S	9	160	41t	1	0	0	0	0	W	30-22
12/06	at Raiders	S	9	95	16	2	0	0	0	0	W	34-20
12/13	CHARGERS	S	6	68	21	0	1	-2	-2	0	W	10-3
12/20	at Ravens	S	7	50	13t	1	0	0	0	0	W	34-14
12/27	BROWNS	S	5	49	14	1	0	0	0	0	W	17-13
01/03	RAIDERS	S	3	54	25t	1	1	18	18	0	W	23-17
2015 TOTALS		15-15	87	1,088	61	8	3	14	18	0	11-5	

2016 GAME-BY-GAME REGULAR SEASON STATISTICS (CHIEFS)

	OPPONENT	P/S	RECEIVING				RUSHING				W/L	SCORE
			NO	YDS	LG	TD	ATT	YDS	LG	TD		
09/11	CHARGERS	S	5	63	22	1	1	-1	-1	0	W	33-27+
2016 TOTALS		1-1	5	63	22	1	1	-1	-1	0	1-0	

+ - Overtime

2009 GAME-BY-GAME PLAYOFF STATISTICS (EAGLES)


	OPPONENT	P/S	RECEIVING				RUSHING				W/L	SCORE
			NO	YDS	LG	TD	ATT	YDS	LG	TD		
01/09	at Cowboys	S	7	146	76t	1	0	0	0	0	L	14-34
2009 TOTALS			7	146	76t	1	0	0	0	0	0-1	

2010 GAME-BY-GAME PLAYOFF STATISTICS (EAGLES)

	OPPONENT	P/S	RECEIVING				RUSHING				W/L	SCORE
			NO	YDS	LG	TD	ATT	YDS	LG	TD		
01/09	PACKERS	S	3	73	44	0	0	0	0	0	L	16-21
2010 TOTALS			3	73	44	0	0	0	0	0	0-1	

2015 GAME-BY-GAME PLAYOFF STATISTICS (CHIEFS)

	OPPONENT	P/S	RECEIVING				RUSHING				W/L	SCORE
			NO	YDS	LG	TD	ATT	YDS	LG	TD		
01/09	at Texans	S	3	29	16	0	0	0	0	0	W	30-0
01/16	at Patriots	S	2	23	12	0	0	0	0	0	L	20-27
2015 TOTALS			5	52	16	0	0	0	0	0	1-1	



JUSTIN
MARCH-LILLARD
LINEBACKER



59

6-0 • 222 • Born: 07/05/93
Danville, Ill. • NFL Exp: Second Season (2nd with Chiefs)
GP/GS (Playoffs) 1/1 (0/0)
CFA-15 • Akron

• Second-year linebacker enters his second NFL season with the Chiefs after spending the 2015 season on IR.

Originally entered the NFL as a college free agent with Kansas City (5/11/15).

Transactions:

COLLEGE

Played in 46 games (35 starts), recording 250 tackles (125 solo), including 3.5 sacks (-22 yards) and 14 tackles for loss in four seasons at Akron ... Also had four interceptions returned 34 yards, 14 pass breakups and two forced fumbles ... Returned one interception for a touchdown in 2013.

PERSONAL

- Four-year letterwinner at Danville High School in Danville, Ill.
- Earned first-team all-conference and all-area honors and was named all-area player of the year as a senior after he recorded 153 tackles.
- Played in the 2010 East-West All-Star Game.
- Member of two conference championship teams his junior and senior seasons.
- Also was a three-year letterwinner in basketball and a two-year letter-winner in baseball.

JUSTIN MARCH-LILLARD - NFL REGULAR SEASON STATISTICS

TEAM	GP	GS	TACKLES							INTERCEPTIONS						O. FUMB			ST		MISC	
			TK	S	A	TFL	YDS	SK	YDS	QBH	NO	YDS	LG	TD	PD	FF	FR	YDS	S	A	S	A
2015 Chiefs	0	0	0	0	0	0	0	0.0	0.0	0	0	0	0	0	0	0	0	0	0	0	0	0
2016 Chiefs	1	1	9	8	1	0	0	0.0	0.0	0	0	0	0	0	0	0	0	0	0	0	0	0
NFL TOTALS	1	1	9	8	1	0	0	0.0	0.0	0	0	0	0	0	0	0	0	0	0	0.0	0	0.0

JUSTIN MARCH-LILLARD - NFL PLAYOFF STATISTICS

TEAM	GP	GS	TACKLES							INTERCEPTIONS						O. FUMB			ST		MISC	
			TK	S	A	TFL	YDS	SK	YDS	QBH	NO	YDS	LG	TD	PD	FF	FR	YDS	S	A	S	A
2015 Chiefs	0	0	0	0	0	0	0	0.0	0.0	0	0	0	0	0	0	0	0	0	0	0	0	0
NFL TOTALS	0	0	0	0	0	0	0	0.0	0.0	0	0	0	0	0	0	0	0	0	0	0.0	0	0.0

SINGLE-GAME HIGHS

Tackles 9 vs. San Diego Chargers, Sep 11, 2016

2015 GAME-BY-GAME REGULAR SEASON STATISTICS (CHIEFS)

OPPONENT	TACKLES							INTERCEPTIONS						O. FUMB			ST		MISC		
	TK	S	A	SK	YDS	TFL	YDS	QBH	NO	YDS	LG	TD	PD	FF	FR	YDS	S	A	S	A	SCORE
09/13 at Texans									INJURED RESERVE											W	27-20
09/17 BRONCOS									INJURED RESERVE											L	24-31
09/28 at Packers									INJURED RESERVE											L	28-38
10/04 at Bengals									INJURED RESERVE											L	21-36
10/11 BEARS									INJURED RESERVE											L	17-18
10/18 at Vikings									INJURED RESERVE											L	10-16
10/25 STEELERS									INJURED RESERVE											W	23-13
11/01 LIONS									INJURED RESERVE											W	45-10
11/15 at Broncos									INJURED RESERVE											W	29-13
11/22 at Chargers									INJURED RESERVE											W	33-3
11/29 BILLS									INJURED RESERVE											W	30-22
12/06 at Raiders									INJURED RESERVE											W	34-20
12/13 CHARGERS									INJURED RESERVE											W	10-3
12/20 at Ravens									INJURED RESERVE											W	34-14
12/27 BROWNS									INJURED RESERVE											W	17-13
01/03 RAIDERS									INJURED RESERVE											W	23-17
2015 TOTALS	0-0		0	0	0	0	0.0	0	0	0	0	0	0	0	0	0	0	0	0	0	11-5

2016 GAME-BY-GAME REGULAR SEASON STATISTICS (CHIEFS)

OPPONENT		TACKLES							INTERCEPTIONS						O. FUMB			ST		MISC		SCORE
		TK	S	A	SK	YDS	TFL	YDS	QBH	NO	YDS	LG	TD	PD	FF	FR	YDS	S	A	S	A	
09/11 CHARGERS	S	9	8	1	0.0	0.0	0	0	0	0	0	0	0	0	0	0	0	0	0	0	0	W 33-27+
2016 TOTALS	1-1	9	8	1	0	0.0	0	0	0	0	0	0	0	0	0	0	0	0	0	0	0	1-0

+ - Overtime

2015 GAME-BY-GAME PLAYOFF STATISTICS (CHIEFS)

OPPONENT	TACKLES							INTERCEPTIONS						O. FUMB			ST		MISC		SCORE
	TK	S	A	SK	YDS	TFL	YDS	QBH	NO	YDS	LG	TD	PD	FF	FR	YDS	S	A	S	A	
01/09 at Texans									INJURED RESERVE											W	30-0
01/16 at Patriots									INJURED RESERVE											L	20-27
2015 TOTALS	0-0		0	0	0	0	0.0	0	0	0	0	0	0	0	0	0	0	0	0	0	1-1



JOSHUA MAUGA LINEBACKER



6-1 • 245 • Born: 06/20/87
Fallon, Nev. • NFL Exp: Eighth Season (3rd with Chiefs)
GP/GS (Playoffs) 59/31 (5/2)
FA-14 • Nevada

- Seventh-year linebacker enters his third season with the Chiefs in 2016.
- Has played in 59 games (31 starts) in five seasons, recording 181 tackles (139 solo), including 10 tackles for loss, three interceptions returned 81 yards, seven passes defended, 1.5 sacks (-12.5 yards) and 41 special teams tackles.
- Led the team with 103 (82 solo) tackles in 2014.
- Has seen action in five postseason contests and recorded three solo tackles, one interception returned for 20 yards and three special teams tackles.
- Spent the 2013 season on injured reserve with a back injury.

- Originally entered the NFL as an undrafted free agent with the N.Y. Jets on Aug. 17, 2009.

Transactions:

Signed by Kansas City (7/24/14) ... Re-signed by the N.Y. Jets (3/11/13) ... Elevated to the active Jets active roster (10/26/10) ... Signed to the Jets practice squad (9/7/10) ... Released by the N.Y. Jets (9/4/10) ... Signed by the N.Y. Jets (1/6/10) ... Released by the Jets (12/19/09) ... Signed to the Jets practice squad (12/10/09) ... Waived/Injured by the N.Y. Jets (8/28/09) ... Originally entered the NFL as an undrafted free agent with the N.Y. Jets (8/17/09).

COLLEGE

Four-year letterman at Nevada, playing in 45 games and recorded 224 tackles (121 solo), 7.0 sacks (-46.0 yards), four interceptions returned 75 yards, seven passes defended, five forced fumbles and two fumble recoveries ... Was the WAC leader in tackles (11.7 per game avg.) through the first seven games of the 2007 season before suffering an MCL injury that kept him out until he posted 11 tackles in the bowl loss to New Mexico.

PERSONAL

- Named the 2004 High Desert League Defensive Player of the Year as a senior at Churchill County High School.
- Earned all-league honors as a running back as a junior and senior at Churchill County High School.
- Was a top-ranked heavyweight wrestler in the state of Nevada.
- Majored in business at Nevada.
- Last name pronounced Maw-GAH.

JOSHUA MAUGA - NFL REGULAR SEASON STATISTICS

TEAM	GP GS	TACKLES									INTERCEPTIONS					O. FUMB			ST		MISC	
		TK	S	A	TFL	YDS	SK	YDS	QBH	NO	YDS	LG	TD	PD	FF	FR	YDS	S	A	S	A	
2009 Jets	0 0	0	0	0	0	0	0.0	0.0	0	0	0	0	0	0	0	0	0	0	0	0	0	
2010 Jets	8 0	2	1	1	1	0	0.0	0.0	1	0	0	0	0	0	0	0	0	11	1	0	0	
2011 Jets	16 1	16	9	7	1	0	0.0	0.0	0	1	11	11	0	1	0	0	0	8	1	0	0	
2012 Jets	5 0	3	2	1	0	0	0.0	0.0	0	0	0	0	0	0	0	0	0	2	0	0	0	
2013 Jets	0 0	0	0	0	0	0	0.0	0.0	0	0	0	0	0	0	0	0	0	0	0	0	0	
2014 Chiefs	16 16	103	82	21	4	14	0.5	3.5	6	0	0	0	0	3	0	0	0	0	0	0	0	
2015 Chiefs	14 14	57	45	12	4	14	1.0	9.0	1	2	70	66	0	3	0	0	0	1	0	0	0	
2016 Chiefs	0 0	0	0	0	0	0	0.0	0.0	0	0	0	0	0	0	0	0	0	0	0	0	0	
NFL TOTALS	59 31	181	139	42	10	28	1.5	12.5	8	3	81	66	0	7	0	0	0	22	2.0	0	0.0	

JOSHUA MAUGA - NFL PLAYOFF STATISTICS

TEAM	GPGS	TACKLES									INTERCEPTIONS					O. FUMB			ST			MISC	
		TK	S	A	TFL	YDS	SK	YDS	QBH	NO	YDS	LG	TD	PD	FF	FR	YDS	S	A	S	A		
2010 Jets	3 0	0	0	0	0	0	0.0	0.0	0	0	0	0	0	0	0	0	0	1	2	0	0		
2015 Chiefs	2 2	3	3	0	0	0	0.0	0.0	0	1	20	20	0	1	0	0	0	0	0	0	0		
NFL TOTALS	5 2	3	3	0	0	0	0.0	0.0	0	1	20	20	0	1	0	0	0	1	2.0	0	0.0		

SINGLE-GAME HIGHS

Tackles	10 at Oakland Raiders, Nov 20, 2014
	10 vs. New York Jets, Nov 02, 2014
	10 at San Francisco 49ers, Oct 05, 2014
	9 vs. Buffalo Bills, Nov 29, 2015
	8 at Baltimore Ravens, Dec 20, 2015
	...2 more at 8.
Sacks	1.00 at San Diego Chargers, Nov 22, 2015
	0.50 vs. San Diego Chargers, Dec 28, 2014
Pass Defenses	1 at Oakland Raiders, Dec 06, 2015
	1 at Denver Broncos, Nov 15, 2015
	1 at Green Bay Packers, Sep 28, 2015
	...4 more at 1.
Tackles For Loss	1.00 vs. San Diego Chargers, Dec 13, 2015
	1.00 vs. Buffalo Bills, Nov 29, 2015
	1.00 at San Diego Chargers, Nov 22, 2015
	...7 more at 1.00.
Interceptions	1 at Oakland Raiders, Dec 06, 2015
	1 at Denver Broncos, Nov 15, 2015
	1 vs. Jacksonville Jaguars, Sep 18, 2011
Interception Return Yards	66 at Oakland Raiders, Dec 06, 2015
	11 vs. Jacksonville Jaguars, Sep 18, 2011
	4 at Denver Broncos, Nov 15, 2015
Special Team Tackles	3 vs. Cincinnati Bengals, Nov 25, 2010
	2 vs. Buffalo Bills, Jan 02, 2011
	2 at Pittsburgh Steelers, Dec 19, 2010
	1 at Green Bay Packers, Sep 28, 2015
	1 vs. San Francisco 49ers, Sep 30, 2012
	...13 more at 1.

2009 GAME-BY-GAME REGULAR SEASON STATISTICS (JETS)

OPPONENT	TACKLES								INTERCEPTIONS					O. FUMB			ST		MISC		SCORE	
	TK	S	A	SK	YDS	TFL	YDS	QBH	NO	YDS	LG	TD	PD	FF	FR	YDS	S	A	S	A		
09/13 at Texans									NOT ON ROSTER												W	24-7
09/20 PATRIOTS									NOT ON ROSTER												W	16-9
09/27 TITANS									NOT ON ROSTER												W	24-17
10/04 at Saints									NOT ON ROSTER												L	10-24
10/12 at Dolphins									NOT ON ROSTER												L	27-31
10/18 BILLS									NOT ON ROSTER												L	13-16+
10/25 at Raiders									NOT ON ROSTER												W	38-0
11/01 DOLPHINS									NOT ON ROSTER												L	25-30
11/15 JAGUARS									NOT ON ROSTER												L	22-24
11/22 at Patriots									NOT ON ROSTER												L	14-31
11/29 PANTHERS									NOT ON ROSTER												W	17-6
12/03 at Bills									NOT ON ROSTER												W	19-13
12/13 at Buccaneers									NOT ON ROSTER												W	26-3
12/20 FALCONS									NOT ON ROSTER												L	7-10
12/27 at Colts									NOT ON ROSTER												W	29-15
01/03 BENGALS									PRACTICE SQUAD												W	37-0
2009 TOTALS	0-0	0	0	0	0	0.0	0	0	0	0	0	0	0	0	0	0	0	0	0	0	9-7	

2010 GAME-BY-GAME REGULAR SEASON STATISTICS (JETS)

2010 GAME BY GAME RECORD BY SEASON STARTING (2010)																														
OPPONENT		TACKLES								INTERCEPTIONS					O. FUMB			ST		MISC		SCORE								
		TK	S	A	SK	YDS	TFL	YDS	QBH	NO	YDS	LG	TD	PD	FF	FR	YDS	S	A	S	A									
09/13	RAVENS									PRACTICE SQUAD																		L	9-10	
09/19	PATRIOTS									PRACTICE SQUAD																			W	28-14
09/26	at Dolphins									PRACTICE SQUAD																			W	31-23
10/03	at Bills									PRACTICE SQUAD																			W	38-14
10/11	VIKINGS									PRACTICE SQUAD																			W	29-20
10/17	at Broncos									PRACTICE SQUAD																			W	24-20
10/31	PACKERS	P	0	0	0	0.0	0.0	0	0	0	0	0	0	0	0	0	0	0	0	0	0	0	L	0-9						
11/07	at Lions	P	0	0	0	0.0	0.0	0	0	0	0	0	0	0	0	0	0	0	1	0	0	0	W 23-20+							
11/14	at Browns									INACTIVE																			W	26-20+
11/21	TEXANS									INACTIVE																			W	30-27
11/25	BENGALS	P	0	0	0	0.0	0.0	0	0	0	0	0	0	0	0	0	0	0	3	1	0	0	W 26-10							
12/06	at Patriots	P	0	0	0	0.0	0.0	0	0	0	0	0	0	0	0	0	0	0	1	0	0	0	L 3-45							
12/12	DOLPHINS	P	0	0	0	0.0	0.0	0	0	0	0	0	0	0	0	0	0	0	1	0	0	0	L 6-10							
12/19	at Steelers	P	0	0	0	0.0	0.0	0	0	0	0	0	0	0	0	0	0	0	2	0	0	0	W 22-17							
12/26	at Bears	P	0	0	0	0.0	0.0	0	0	0	0	0	0	0	0	0	0	0	1	0	0	0	L 34-38							
01/02	BILLS	P	2	1	1	0.0	0.0	1	0	1	0	0	0	0	0	0	0	2	0	0	0	W 38-7								
2010 TOTALS		8-0	2	1	1	0	0.0	1	0	1	0	0	0	0	0	0	0	11	1	0	0	11-5								

+ - Overtime

2011 GAME-BY-GAME REGULAR SEASON STATISTICS (JETS)

OPPONENT			TACKLES							INTERCEPTIONS					O. FUMB			ST		MISC		SCORE	
			TK	S	A	SK	YDS	TFL	YDS	QBH	NO	YDS	LG	TD	PD	FF	FR	YDS	S	A	S		A
09/11	COWBOYS	P	0	0	0	0.0	0.0	0	0	0	0	0	0	0	0	0	0	0	0	0	0	W 27-24	
09/18	JAGUARS	P	3	1	2	0.0	0.0	0	0	0	1	11	11	0	1	0	0	0	0	0	0	W 32-3	
09/25	at Raiders	P	0	0	0	0.0	0.0	0	0	0	0	0	0	0	0	0	0	0	0	0	0	L 24-34	
10/02	at Ravens	P	2	0	2	0.0	0.0	0	0	0	0	0	0	0	0	0	0	1	0	0	0	L 17-34	
10/09	at Patriots	P	0	0	0	0.0	0.0	0	0	0	0	0	0	0	0	0	0	1	0	0	0	L 21-30	
10/17	DOLPHINS	P	0	0	0	0.0	0.0	0	0	0	0	0	0	0	0	0	0	1	0	0	0	W 24-6	
10/23	CHARGERS	S	1	0	1	0.0	0.0	0	0	0	0	0	0	0	0	0	0	0	1	0	0	W 27-21	
11/06	at Bills	P	0	0	0	0.0	0.0	0	0	0	0	0	0	0	0	0	0	0	0	0	0	W 27-11	
11/13	PATRIOTS	P	0	0	0	0.0	0.0	0	0	0	0	0	0	0	0	0	0	1	0	0	0	L 16-37	
11/17	at Broncos	P	1	1	0	0.0	0.0	0	0	0	0	0	0	0	0	0	0	0	0	0	0	L 13-17	
11/27	BILLS	P	1	1	0	0.0	0.0	1	0	0	0	0	0	0	0	0	0	0	0	0	0	W 28-24	
12/04	at Redskins	P	2	1	1	0.0	0.0	0	0	0	0	0	0	0	0	0	0	1	0	0	0	W 34-19	
12/11	CHIEFS	P	1	0	1	0.0	0.0	0	0	0	0	0	0	0	0	0	0	0	0	0	0	W 37-10	
12/18	at Eagles	P	1	1	0	0.0	0.0	0	0	0	0	0	0	0	0	0	0	1	0	0	0	L 19-45	
12/24	GIANTS	P	0	0	0	0.0	0.0	0	0	0	0	0	0	0	0	0	0	1	0	0	0	L 14-29	
01/01	at Dolphins	P	4	4	0	0.0	0.0	0	0	0	0	0	0	0	0	0	0	1	0	0	0	L 17-19	
2011 TOTALS			16-1	16	9	7	0	0.0	1	0	0	1	11	11	0	1	0	0	8	1	0	0	8-8

2012 GAME-BY-GAME REGULAR SEASON STATISTICS (JETS)

OPPONENT			TACKLES							INTERCEPTIONS					O. FUMB			ST		MISC		SCORE		
			TK	S	A	SK	YDS	TFL	YDS	QBH	NO	YDS	LG	TD	PD	FF	FR	YDS	S	A	S			A
09/09	BILLS	P	0	0	0	0.0	0.0	0	0	0	0	0	0	0	0	0	0	0	0	0	0	0	W	48-28
09/16	at Steelers	P	0	0	0	0.0	0.0	0	0	0	0	0	0	0	0	0	0	0	0	0	0	0	L	10-27
09/23	at Dolphins	P	0	0	0	0.0	0.0	0	0	0	0	0	0	0	0	0	0	0	1	0	0	0	W	23-20+
09/30	49ERS	P	0	0	0	0.0	0.0	0	0	0	0	0	0	0	0	0	0	1	0	0	0	L	0-34	
10/08	TEXANS	P	3	2	1	0.0	0.0	0	0	0	0	0	0	0	0	0	0	0	0	0	0	L	17-23	
10/14	COLTS		INJURED RESERVE												W	35-9								
10/21	at Patriots		INJURED RESERVE												L	26-29+								
10/28	DOLPHINS		INJURED RESERVE												L	9-30								
11/11	at Seahawks		INJURED RESERVE												L	7-28								
11/18	at Rams		INJURED RESERVE												W	27-13								
11/22	PATRIOTS		INJURED RESERVE												L	19-49								
12/02	CARDINALS		INJURED RESERVE												W	7-6								
12/09	at Jaguars		INJURED RESERVE												W	17-10								
12/17	at Titans		INJURED RESERVE												L	10-14								
12/23	CHARGERS		INJURED RESERVE												L	17-27								
12/30	at Bills		INJURED RESERVE												L	9-28								
2012 TOTALS		5-0	3	2	1	0	0.0	0	0	0	0	0	0	0	0	0	0	0	2	0	0	0	6-10	
+ - Overtime																								

+ - Overtime

2013 GAME-BY-GAME REGULAR SEASON STATISTICS (JETS)

OPPONENT		TACKLES							INTERCEPTIONS					O. FUMB			ST		MISC			SCORE
		TK	S	A	SK	YDS	TFL	YDS	QBH	NO	YDS	LG	TD	PD	FF	FR	YDS	S	A	S	A	
09/08	BUCCANEERS									INJURED RESERVE												W 18-17
09/12	at Patriots									INJURED RESERVE												L 10-13
09/22	BILLS									INJURED RESERVE												W 27-20
09/29	at Titans									INJURED RESERVE												L 13-38
10/07	at Falcons									INJURED RESERVE												W 30-28
10/13	STEELERS									INJURED RESERVE												L 6-19
10/20	PATRIOTS									INJURED RESERVE												W 30-27+
10/27	at Bengals									INJURED RESERVE												L 9-49
11/03	SAINTS									INJURED RESERVE												W 26-20
11/17	at Bills									INJURED RESERVE												L 14-37
11/24	at Ravens									INJURED RESERVE												L 3-19
12/01	DOLPHINS									INJURED RESERVE												L 3-23
12/08	RAIDERS									INJURED RESERVE												W 37-27
12/15	at Panthers									INJURED RESERVE												L 20-30
12/22	BROWNS									INJURED RESERVE												W 24-13
12/29	at Dolphins									INJURED RESERVE												W 20-7
2013 TOTALS		0-0	0	0	0	0.0	0	0	0	0	0	0	0	0	0	0	0	0	0	0	0	8-8

2014 GAME-BY-GAME REGULAR SEASON STATISTICS (CHIEFS)

OPPONENT		TACKLES							INTERCEPTIONS					O. FUMB			ST		MISC			SCORE
		TK	S	A	SK	YDS	TFL	YDS	QBH	NO	YDS	LG	TD	PD	FF	FR	YDS	S	A	S	A	
09/07	TITANS	S	8	8	0	0.0	0.0	0	0	1	0	0	0	0	0	0	0	0	0	0	0	L 10-26
09/14	at Broncos	S	6	5	1	0.0	0.0	0	0	0	0	0	0	0	0	0	0	0	0	0	0	L 17-24
09/21	at Dolphins	S	5	5	0	0.0	0.0	0	0	0	0	0	0	0	0	0	0	0	0	0	0	W 34-15
09/29	PATRIOTS	S	7	5	2	0.0	0.0	0	0	0	0	0	0	0	0	0	0	0	0	0	0	W 41-14
10/05	at 49ers	S	10	10	0	0.0	0.0	0	0	0	0	0	0	0	0	0	0	0	0	0	0	L 17-22
10/19	at Chargers	S	5	5	0	0.0	0.0	1	1	0	0	0	0	0	0	0	0	0	0	0	0	W 23-20
10/26	RAMS	S	6	5	1	0.0	0.0	0	0	0	0	0	0	0	1	0	0	0	0	0	0	W 34-7
11/02	JETS	S	10	8	2	0.0	0.0	1	5	1	0	0	0	0	0	0	0	0	0	0	0	W 24-10
11/09	at Bills	S	5	4	1	0.0	0.0	0	0	0	0	0	0	0	0	0	0	0	0	0	0	W 17-13
11/16	SEAHAWKS	S	4	3	1	0.0	0.0	0	0	1	0	0	0	0	0	0	0	0	0	0	0	W 24-20
11/20	at Raiders	S	10	6	4	0.0	0.0	1	5	1	0	0	0	0	1	0	0	0	0	0	0	L 20-24
11/30	BRONCOS	S	4	3	1	0.0	0.0	0	0	0	0	0	0	0	0	0	0	0	0	0	0	L 16-29
12/07	at Cardinals	S	5	4	1	0.0	0.0	0	0	1	0	0	0	0	1	0	0	0	0	0	0	L 14-17
12/14	RAIDERS	S	4	3	1	0.0	0.0	0	0	0	0	0	0	0	0	0	0	0	0	0	0	W 31-13
12/21	at Steelers	S	6	4	2	0.0	0.0	0	0	0	0	0	0	0	0	0	0	0	0	0	0	L 12-20
12/28	CHARGERS	S	8	4	4	0.5	3.5	1	3	1	0	0	0	0	0	0	0	0	0	0	0	W 19-7
2014 TOTALS		16-16	103	82	21	0.5	3.5	4	14	6	0	0	0	0	3	0	0	0	0	0	0	9-7

2015 GAME-BY-GAME REGULAR SEASON STATISTICS (CHIEFS)

OPPONENT			TACKLES						INTERCEPTIONS						O. FUMB			ST		MISC			SCORE
			TK	S	A	SK	YDS	TFL	YDS	QBH	NO	YDS	LG	TD	PD	FF	FR	YDS	S	A	S	A	
09/13 at Texans	S		5	2	3	0.0	0.0	0	0	0	0	0	0	0	0	0	0	0	0	0	0	0	W 27-20
09/17 BRONCOS	S		3	3	0	0.0	0.0	1	3	0	0	0	0	0	0	0	0	0	0	0	0	0	L 24-31
09/28 at Packers	S		4	3	1	0.0	0.0	0	0	0	0	0	0	0	1	0	0	0	1	0	0	0	L 28-38
10/04 at Bengals	S		1	1	0	0.0	0.0	0	0	0	0	0	0	0	0	0	0	0	0	0	0	0	L 21-36
10/11 BEARS											INACTIVE												L 17-18
10/18 at Vikings											INACTIVE												L 10-16
10/25 STEELERS	S		3	2	1	0.0	0.0	0	0	0	0	0	0	0	0	0	0	0	0	0	0	0	W 23-13
11/01 LIONS	S		1	1	0	0.0	0.0	0	0	0	0	0	0	0	0	0	0	0	0	0	0	0	W 45-10
11/15 at Broncos	S		2	2	0	0.0	0.0	0	0	0	1	4	4	0	1	0	0	0	0	0	0	0	W 29-13
11/22 at Chargers	S		7	6	1	1.0	9.0	1	9	1	0	0	0	0	0	0	0	0	0	0	0	0	W 33-3
11/29 BILLS	S		9	9	0	0.0	0.0	1	1	0	0	0	0	0	0	0	0	0	0	0	0	0	W 30-22
12/06 at Raiders	S		3	3	0	0.0	0.0	0	0	0	1	66	66	0	1	0	0	0	0	0	0	0	W 34-20
12/13 CHARGERS	S		2	1	1	0.0	0.0	1	1	0	0	0	0	0	0	0	0	0	0	0	0	0	W 10-3
12/20 at Ravens	S		8	4	4	0.0	0.0	0	0	0	0	0	0	0	0	0	0	0	0	0	0	0	W 34-14
12/27 BROWNS	S		7	7	0	0.0	0.0	0	0	0	0	0	0	0	0	0	0	0	0	0	0	0	W 17-13
01/03 RAIDERS	S		2	1	1	0.0	0.0	0	0	0	0	0	0	0	0	0	0	0	0	0	0	0	W 23-17
2015 TOTALS	14-14		57	45	12	1	9.0	4	14	1	2	70	66	0	3	0	0	0	1	0	0	0	11-5

2016 GAME-BY-GAME REGULAR SEASON STATISTICS (CHIEFS)

OPPONENT			TACKLES						INTERCEPTIONS						O. FUMB			ST		MISC			SCORE
			TK	S	A	SK	YDS	TFL	YDS	QBH	NO	YDS	LG	TD	PD	FF	FR	YDS	S	A	S	A	
09/11 CHARGERS											INJURED RESERVE												W 33-27+
2016 TOTALS	0-0		0	0	0	0	0.0	0	0	0	0	0	0	0	0	0	0	0	0	0	0	0	1-0

2010 GAME-BY-GAME PLAYOFF STATISTICS (JETS)

OPPONENT			TACKLES						INTERCEPTIONS						O. FUMB			ST		MISC			SCORE
			TK	S	A	SK	YDS	TFL	YDS	QBH	NO	YDS	LG	TD	PD	FF	FR	YDS	S	A	S	A	
01/08 at Colts	P		0	0	0	0.0	0.0	0	0	0	0	0	0	0	0	0	0	0	0	0	0	0	W 17-16
01/16 at Patriots	P		0	0	0	0.0	0.0	0	0	0	0	0	0	0	0	0	0	0	0	1	0	0	W 28-21
01/23 at Steelers	P		0	0	0	0.0	0.0	0	0	0	0	0	0	0	0	0	0	0	1	1	0	0	L 19-24
2010 TOTALS	3-0		0	0	0	0	0.0	0	0	0	0	0	0	0	0	0	0	0	1	2	0	0	2-1

2015 GAME-BY-GAME PLAYOFF STATISTICS (CHIEFS)

OPPONENT			TACKLES						INTERCEPTIONS						O. FUMB			ST		MISC			SCORE
			TK	S	A	SK	YDS	TFL	YDS	QBH	NO	YDS	LG	TD	PD	FF	FR	YDS	S	A	S	A	
01/09 at Texans	S		3	3	0	0.0	0.0	0	0	0	1	20	20	0	1	0	0	0	0	0	0	0	W 30-0
01/16 at Patriots	S		0	0	0	0.0	0.0	0	0	0	0	0	0	0	0	0	0	0	0	0	0	0	L 20-27
2015 TOTALS	2-2		3	3	0	0	0.0	0	0	0	1	20	20	0	1	0	0	0	0	0	0	0	1-1



TREY MILLARD
FULLBACK



6-2 • 247 • Born: 07/25/91
Columbia, Mo. • NFL Exp: Third Season (1st with Chiefs)
GP/GS (Playoffs) 0/0 (0/0)
FA-16 • Oklahoma

- Second-year fullback enters his first season with the Chiefs in 2016.
- Spent the entire 2014 season on the San Francisco 49ers Non-Football Injury List with a torn ACL.
- Drafted by San Francisco in the seventh round of the 2014 NFL Draft.

Transactions:

Waived/Injured by Kansas City (8/30/16) ... Signed by Kansas City (1/5/16) ... Released by San Francisco (8/31/15) ... Originally entered the NFL as the San Francisco 49ers 7th seventh-round pick (245th overall) in the 2014 NFL Draft.

COLLEGE

- Played in 48 games (18 starts) for Oklahoma and registered 98 rushes for 538 yds. (5.5 avg.) and two TDs, while adding 70 receptions for 677 yards (9.7 avg.) and 7 TDs.
- As a senior, was the recipient of the Don Key Award. Also selected First-Team All-Big 12 and Academic First-Team All-Big 12. Played in eight games (five starts) and notched 17 rushes for 97 yds. and one touchdown, while adding 11 catches. for 78 yards and one touchdown.
- In 2012, was named First-Team All-Big 12 and Academic First-Team All-Big 12. Played in 13 games (eight starts) and notched 33 carries for 198 yards and had 30 receptions. for 337 yds. and four TDs.
- As a sophomore, earned First-Team All-Big 12 honors as he played in 13 games (three starts) and recorded 24 carries for 169 yards. and two TDs and 13 receptions. for 127 yds. and one TD.
- In 2010, selected Second-Team All-Big 12. Played in 14 games (two starts) and rushed for 74 yards and three TDs on 24 carries while adding 16 receptions. for 135 yds. and one touchdown.

PERSONAL

- Attended Rock Bridge HS in Columbia, Mo.
- Brother, Ky, played basketball at Westminster College.

TREY MILLARD - NFL REGULAR SEASON STATISTICS

TEAM	GP	GS	RUSHING					RECEIVING				
			NO.	YDS.	AVG.	LG	TD	NO.	YDS	AVG	LG	TD
2016* Chiefs	0	0	0	0	0.0	0	0	0	0	0.0	0	0
NFL TOTALS	0	0	0	0	0.0	0	0	0	0	0.0	0	0

TREY MILLARD - NFL REGULAR SEASON RETURN STATISTICS

TEAM	KICKOFF RETURNS					PUNT RETURNS					
	RET.	YDS.	AVG.	LG	TD	NO.	FC	YDS	AVG	LG	TD
2016 Chiefs	0	0	0.0	0	0	0	0	0	0.0	0	0
NFL TOTALS	0	0	0.0	0	0	0	0	0	0.0	0	0

2016 GAME-BY-GAME REGULAR SEASON STATISTICS (CHIEFS)

OPPONENT	P/S	RECEIVING				RUSHING				W/L	SCORE
		NO	YDS	LG	TD	ATT	YDS	LG	TD		
09/11 CHARGERS		INJURED RESERVE								W	33-27+
2016 TOTALS	0-0	0	0	0	0	0	0	0	0	1-0	



TERRANCE MITCHELL
CORNERBACK



39

5-11 • 190 • Born: 07/14/92
Sacramento, Calif. • NFL Exp: Third Season (1st with Chiefs)
GP/GS (Playoffs) 8/0 (0/0)
FA-16 • Oregon

- Third-year CB enters his first season with the Chiefs in 2016.
- Has appeared in eight NFL games, logging 13 tackles (10 solo), three passes defended, 1.0 sack, one interception, one quarterback hurry and one fumble recovery.
- Spent time with the Houston Texans, Dallas Cowboys and Chicago Bears organizations across the 2014-15 seasons.
- Made his NFL debut with the Chicago Bears on Sept. 13, 2015 vs. the Green Bay Packers.
- Originally entered the NFL as a seventh-round pick (254th overall) by the Dallas Cowboys in the 2014 NFL Draft.

Transactions:

Signed to the Kansas City Chiefs practice squad (9/6/16) ... Released by the Houston Texans (9/3/16) ... Claimed off of waivers by the Houston Texans (6/13/16) ... Released by the Dallas Cowboys (6/10/16) ... Activated to the Dallas Cowboys active roster (12/18/15) ... Added to the Dallas Cowboys practice squad (12/2/15) ... Released from the Chicago Bears practice squad (11/23/15) ... Added to the Chicago Bears practice squad (11/18/15) ... Released by the Chicago Bears (11/17/15) ... Activated on the Chicago Bears active roster (10/13/14) ... Added to the Chicago Bears practice squad (9/1/14) ... Released by the Dallas Cowboys (8/30/14) ... Originally entered the NFL as a seventh-round pick (254th overall) by the Dallas Cowboys in the 2014 NFL Draft.

COLLEGE

A standout at the University of Oregon, Mitchell appeared in 40 games (38 starts) at cornerback ... Totaled 144 tackles (86 solo), 25 passes defended, seven interceptions, four forced fumbles and one fumble recovery ... Finished his career ranked tied-10th in school history in career passes defended.

PERSONAL

- Born May 17, 1992
- Native of Sacramento, Calif.
- Attended Luther Burbank High School
- Earned Metro League Offensive MVP honors in 2009.
- First-team All-Metro cornerback in 2008
- Also played basketball where he gathered first-team All-Metro League honors as a sophomore and junior.

TERRANCE MITCHELL - NFL REGULAR SEASON STATISTICS

TEAM	GPGS		TACKLES								INTERCEPTIONS					O. FUMB			ST		MISC	
			TK	S	A	TFL	YDS	SK	YDS	QBH	NO	YDS	LG	TD	PD	FF	FR	YDS	S	A	S	A
2014 Bears	0	0	0	0	0	0	0	0.0	0.0	0	0	0	0	0	0	0	0	0	0	0	0	0
2015 Bears	5	0	1	1	0	0	0	0.0	0.0	0	0	0	0	0	1	0	0	0	0	0	0	0
Went from Bears to Cowboys .																						
2015 Cowboys	3	0	12	9	3	0	0	1.0	13.0	1	1	-2	0	0	2	1	0	0	0	0	0	0
2016 Chiefs	0	0	0	0	0	0	0	0.0	0.0	0	0	0	0	0	0	0	0	0	0	0	0	0
NFL TOTALS	8	0	13	10	3	0	0	1.0	13.0	1	1	-2	0	0	3	1	0	0	0	0.0	0	0.0

SINGLE-GAME HIGHS

Tackles	5	vs.	Washington Redskins, Jan 03, 2016
	4	at	Buffalo Bills, Dec 27, 2015
	3	vs.	New York Jets, Dec 19, 2015
	1	vs.	Arizona Cardinals, Sep 20, 2015
Sacks	1.00	vs.	Washington Redskins, Jan 03, 2016
Pass Defenses	1	at	Buffalo Bills, Dec 27, 2015
	1	vs.	New York Jets, Dec 19, 2015
	1	vs.	Arizona Cardinals, Sep 20, 2015
Forced Fumbles	1	vs.	Washington Redskins, Jan 03, 2016
Interceptions	1	vs.	New York Jets, Dec 19, 2015

2014 GAME-BY-GAME REGULAR SEASON STATISTICS (BEARS)

OPPONENT		TACKLES								INTERCEPTIONS					O. FUMB			ST		MISC		SCORE
		TK	S	A	SK	YDS	TFL	YDS	QBH	NO	YDS	LG	TD	PD	FF	FR	YDS	S	A	S	A	
09/07	BILLS									PRACTICE SQUAD												L 20-23+
09/14	at 49ers									PRACTICE SQUAD												W 28-20
09/22	at Jets									PRACTICE SQUAD												W 27-19
09/28	PACKERS									PRACTICE SQUAD												L 17-38
10/05	at Panthers									PRACTICE SQUAD												L 24-31
10/12	at Falcons									PRACTICE SQUAD												W 27-13
10/19	DOLPHINS									INACTIVE												L 14-27
10/26	at Patriots									INACTIVE												L 23-51
11/09	at Packers									INACTIVE												L 14-55
11/16	VIKINGS									INACTIVE												W 21-13
11/23	BUCCANEERS									INACTIVE												W 21-13
11/27	at Lions									INACTIVE												L 17-34
12/04	COWBOYS									INACTIVE												L 28-41
12/15	SAINTS									INACTIVE												L 15-31
12/21	LIONS									INACTIVE												L 14-20
12/28	at Vikings									DID NOT PLAY												L 9-13
2014 TOTALS		0-0	0	0	0	0	0.0	0	0	0	0	0	0	0	0	0	0	0	0	0	0	5-11

2015 GAME-BY-GAME REGULAR SEASON STATISTICS (BEARS/COWBOYS)

2015 GAME BY GAME RECORD IN SEASON 57 STATISTICS (BEARS/COWBOYS)																							
OPPONENT			TACKLES							INTERCEPTIONS					O. FUMB			ST		MISC		SCORE	
			TK	S	A	SK	YDS	TFL	YDS	QBH	NO	YDS	LG	TD	PD	FF	FR	YDS	S	A	S		A
09/13	PACKERS	P	0	0	0	0.0	0.0	0	0	0	0	0	0	0	0	0	0	0	0	0	0	L 23-31	
09/20	CARDINALS	P	1	1	0	0.0	0.0	0	0	0	0	0	0	1	0	0	0	0	0	0	0	L 23-48	
09/27	at Seahawks	P	0	0	0	0.0	0.0	0	0	0	0	0	0	0	0	0	0	0	0	0	0	L 0-26	
10/04	RAIDERS	P	0	0	0	0.0	0.0	0	0	0	0	0	0	0	0	0	0	0	0	0	0	W 22-20	
10/11	at Chiefs	P	0	0	0	0.0	0.0	0	0	0	0	0	0	0	0	0	0	0	0	0	0	W 18-17	
10/18	at Lions		PRACTICE SQUAD																			L 34-37+	
11/01	VIKINGS		PRACTICE SQUAD																			L 20-23	
11/09	at Chargers		PRACTICE SQUAD																			W 22-19	
11/15	at Rams		PRACTICE SQUAD																			W 37-13	
11/22	BRONCOS		PRACTICE SQUAD																			L 15-17	
Went from Bears to Cowboys .																							
12/07	at Redskins		PRACTICE SQUAD																			W 19-16	
12/13	at Packers		PRACTICE SQUAD																			L 7-28	
12/19	JETS	P	3	1	2	0.0	0.0	0	0	0	1	-2	-2	0	1	0	0	0	0	0	0	L 16-19	
12/27	at Bills	P	4	3	1	0.0	0.0	0	0	0	0	0	0	0	1	0	0	0	0	0	0	L 6-16	
01/03	REDSKINS	P	5	5	0	1.0	13.0	0	0	1	0	0	0	0	0	1	0	0	0	0	0	L 23-34	
2015 TOTALS			8-0	13	10	3	1	13.0	0	0	1	1	-2	-2	0	3	1	0	0	0	0	0	5-10

2016 GAME-BY-GAME REGULAR SEASON STATISTICS (CHIEFS)

OPPONENT		TACKLES								INTERCEPTIONS					O. FUMB			ST		MISC		SCORE
		TK	S	A	SK	YDS	TFL	YDS	QBH	NO	YDS	LG	TD	PD	FF	FR	YDS	S	A	S	A	
09/11 CHARGERS																						W 33-27+
2016 TOTALS	0-0	0	0	0	0	0.0	0	0	0	0	0	0	0	0	0	0	0	0	0	0	0	1-0



MITCH MORSE
CENTER



61

6-6 • 305 • Born: 04/21/92
Austin, Texas • NFL Exp: Second Season (2nd with Chiefs)
GP/GS (Playoffs) 16/16 (0/0)
D2-15 • Missouri

- Center enters his second season in the NFL with the Chiefs in 2016.
- Named to the 2015 Pro Football Writer's Association All-Rookie Team.
- Originally entered the NFL as the second-round pick

(49th overall) by the Kansas City Chiefs in the 2015 NFL Draft.

Transactions: Originally entered the NFL as the second-round draft pick (49th overall) by the Kansas City Chiefs in the 2015 NFL Draft.

180 • Kansas City Chiefs

COLLEGE

Played in 52 games (39 starts) ... Saw action in every position on the offensive line ... Started every game he saw action in his final three seasons ... Named to the SEC Academic Honor Roll in 2012-13.

PERSONAL

- ESPN.com ranked him as the nation's No. 19 offensive tackle talent.
- Three-year starter on the offensive line and played defensive tackle.
- Earned first-team all-state honors as an offensive lineman each of his last two years.
- Earned academic all-state honor twice.

MITCH MORSE - NFL REGULAR SEASON STATISTICS

TEAM	GP	GS
2015 Chiefs	15	15
2016 Chiefs	1	1
NFL TOTALS	16	16

MITCH MORSE - NFL PLAYOFF STATISTICS

TEAM	GP	GS
2015 Chiefs	0	0
NFL TOTALS	0	0

2015 GAME-BY-GAME REGULAR SEASON STATISTICS (CHIEFS)

OPPONENT	P/S	W/L	SCORE
09/13 at Texans	S	W	27-20
09/17 BRONCOS	S	L	24-31
09/28 at Packers	S	L	28-38
10/04 at Bengals	S	L	21-36
10/11 BEARS	S	L	17-18
10/18 at Vikings	S	L	10-16
10/25 STEELERS	S	W	23-13
11/01 LIONS	S	W	45-10
11/15 at Broncos	S	W	29-13
11/22 at Chargers	S	W	33-3
11/29 BILLS	S	W	30-22
12/06 at Raiders	INACTIVE	W	34-20
12/13 CHARGERS	S	W	10-3
12/20 at Ravens	S	W	34-14
12/27 BROWNS	S	W	17-13
01/03 RAIDERS	S	W	23-17
2015 TOTALS	15-15	11-5	

2016 GAME-BY-GAME REGULAR SEASON STATISTICS (CHIEFS)

OPPONENT	P/S	W/L	SCORE
09/11 CHARGERS	S	W	33-27+
2016 TOTALS	1-1	1-0	

+ - Overtime

2015 GAME-BY-GAME PLAYOFF STATISTICS (CHIEFS)

OPPONENT	P/S	W/L	SCORE
01/09 at Texans	INACTIVE	W	30-0
01/16 at Patriots	INACTIVE	L	20-27
2015 TOTALS	0-0	1-1	



ERIC MURRAY
DEFENSIVE BACK



21

5-11 • 199 • Born: 01/07/94
Milwaukee, Wis. • NFL Exp: R (R on Chiefs)
GP/GS (Playoffs) 1/0 (0/0)
D4b-16 • Minnesota

• Rookie defensive back joins the Chiefs as the club's fourth round pick (106th overall) of the 2016 NFL Draft.

Transactions: Originally entered the NFL as the Chiefs fourth round (106th overall) pick of the 2016 NFL Draft.

COLLEGE

Played in 52 games (39 starts) ... Totaled 192 tackles (142 solo), including 7.0 tackles for loss, two interceptipons, 24 passes defended, three forced fumbles, three fumble recoveries and two blocked kicks ... Senior year was named All-Big Ten Third Team.

PERSONAL

- Attended Riverside University High School in Milwaukee, Wis.
- Voted first-team all-state defensive back by the Associated Press.
- Named all-southeast region by Wisconsin Football Coaches Association.
- Played both cornerback and running back.

ERIC MURRAY - NFL REGULAR SEASON STATISTICS

TEAM	GPGS	TACKLES									INTERCEPTIONS					O. FUMB			ST		MISC	
		TK	S	A	TFL	YDS	SK	YDS	QBH	NO	YDS	LG	TD	PD	FF	FR	YDS	S	A	S	A	
2016 Chiefs	1 0	0	0	0	0	0	0	0.0	0.0	0	0	0	0	0	0	0	0	0	1	0	0	0
NFL TOTALS	1 0	0	0	0	0	0	0	0.0	0.0	0	0	0	0	0	0	0	0	0	1	0.0	0	0.0

SINGLE-GAME HIGHS

Tackles

Special Team Tackles

- 1 vs. San Diego Chargers, Sep 11, 2016
1 vs. San Diego Chargers, Sep 11, 2016

2016 GAME-BY-GAME REGULAR SEASON STATISTICS (CHIEFS)

OPPONENT		TACKLES							INTERCEPTIONS					O. FUMB			ST		MISC			SCORE
		TK	S	A	SK	YDS	TFL	YDS	QBH	NO	YDS	LG	TD	PD	FF	FR	YDS	S	A	S	A	
09/11 CHARGERS	P	0	0	0	0.0	0.0	0	0	0	0	0	0	0	0	0	0	0	1	0	0	0	W 33-27+
2016 TOTALS	1-0	0	0	0	0	0.0	0	0	0	0	0	0	0	0	0	0	0	1	0	0	0	1-0

+ - Overtime



STEVEN NELSON
CORNERBACK



5-11 • 194 • Born: 01/22/93
Warner Robins, Ga. • NFL Exp: Second Season (2nd with Chiefs)
GP/GS (Playoffs) 13/1 (2/0)
D3b-15 • Oregon State

• Cornerback enters his second NFL season with Kansas City after originally beginning his career as the club's third-round selection (98th overall) of the 2015 NFL Draft.

Transactions:

Originally entered the NFL as the Chiefs third-round pick (98th overall) in the 2015 NFL Draft.

COLLEGE

Played in 25 games (21 starts) at Oregon State, tallying 122 tackles (85 solo), eight interceptions, including one returned 26 yards for a touchdown, 24 passes defended and one quarterback pressure ... Nelson attended College of Sequoias prior to Oregon State and collected 71 tackles, 19 passes defended and six interceptions in his two-year career between 2011-12.

PERSONAL

- An All-Middle Georgia selection at Northside as a returner after returning seven punts for touchdowns as a senior.
- Earned All-Middle Georgia defensive back honors as a senior with 30 tackles and seven interceptions.
- Also ran track in high school and was part of 4x100 relay team that finished first place in the county.
- Has a son, Steven Nelson III.
- Majored in sociology.

STEVEN NELSON - NFL REGULAR SEASON STATISTICS

TEAM	GPGS	TACKLES							INTERCEPTIONS					O. FUMB			ST		MISC		
		TK	S	A	TFL	YDS	SK	YDS	QBH	NO	YDS	LG	TD	PD	FF	FR	YDS	S	A	S	A
2015 Chiefs	12 0	1	1	0	0	0	0.0	0.0	0	0	0	0	0	0	0	0	0	7	0	0	0
2016 Chiefs	1 1	8	8	0	1	2	0.0	0.0	0	0	0	0	0	0	0	0	0	1	0	0	0
NFL TOTALS	13 1	9	9	0	1	2	0.0	0.0	0	0	0	0	0	0	0	0	0	8	0.0	0	0.0

STEVEN NELSON - NFL PLAYOFF STATISTICS

TEAM	GPGS	TACKLES							INTERCEPTIONS					O. FUMB			ST		MISC		
		TK	S	A	TFL	YDS	SK	YDS	QBH	NO	YDS	LG	TD	PD	FF	FR	YDS	S	A	S	A
2015 Chiefs	2 0	0	0	0	0	0	0.0	0.0	0	0	0	0	0	1	0	0	0	0	0	0	0
NFL TOTALS	2 0	0	0	0	0	0	0.0	0.0	0	0	0	0	0	1	0	0	0	0	0.0	0	0.0

SINGLE-GAME HIGHS

Tackles

9 vs. San Diego Chargers, Sep 11, 2016
 3 vs. Buffalo Bills, Nov 29, 2015
 1 vs. Oakland Raiders, Jan 03, 2016
 1 at Baltimore Ravens, Dec 20, 2015
 1 vs. San Diego Chargers, Dec 13, 2015
 ...2 more at 1.

Tackles For Loss

Special Team Tackles

1.00 vs. San Diego Chargers, Sep 11, 2016
 3 vs. Buffalo Bills, Nov 29, 2015
 1 vs. San Diego Chargers, Sep 11, 2016
 1 vs. Oakland Raiders, Jan 03, 2016
 1 at Baltimore Ravens, Dec 20, 2015
 ...2 more at 1.

2015 GAME-BY-GAME REGULAR SEASON STATISTICS (CHIEFS)

OPPONENT		TACKLES							INTERCEPTIONS					O. FUMB			ST		MISC			SCORE
		TK	S	A	SK	YDS	TFL	YDS	QBH	NO	YDS	LG	TD	PD	FF	FR	YDS	S	A	S	A	
09/13 at Texans										INACTIVE												W 27-20
09/17 BRONCOS										INACTIVE												L 24-31
09/28 at Packers										INACTIVE												L 28-38
10/04 at Bengals										INACTIVE												L 21-36
10/11 BEARS	P	0	0	0	0.0	0.0	0	0	0	0	0	0	0	0	0	0	0	0	0	0	0	L 17-18
10/18 at Vikings	P	0	0	0	0.0	0.0	0	0	0	0	0	0	0	0	0	0	0	1	0	0	0	L 10-16
10/25 STEELERS	P	1	1	0	0.0	0.0	0	0	0	0	0	0	0	0	0	0	0	0	0	0	0	W 23-13
11/01 LIONS	P	0	0	0	0.0	0.0	0	0	0	0	0	0	0	0	0	0	0	0	0	0	0	W 45-10
11/15 at Broncos	P	0	0	0	0.0	0.0	0	0	0	0	0	0	0	0	0	0	0	0	0	0	0	W 29-13
11/22 at Chargers	P	0	0	0	0.0	0.0	0	0	0	0	0	0	0	0	0	0	0	0	0	0	0	W 33-3
11/29 BILLS	P	0	0	0	0.0	0.0	0	0	0	0	0	0	0	0	0	0	0	3	0	0	0	W 30-22
12/06 at Raiders	P	0	0	0	0.0	0.0	0	0	0	0	0	0	0	0	0	0	0	0	0	0	0	W 34-20
12/13 CHARGERS	P	0	0	0	0.0	0.0	0	0	0	0	0	0	0	0	0	0	0	1	0	0	0	W 10-3
12/20 at Ravens	P	0	0	0	0.0	0.0	0	0	0	0	0	0	0	0	0	0	0	1	0	0	0	W 34-14
12/27 BROWNS	P	0	0	0	0.0	0.0	0	0	0	0	0	0	0	0	0	0	0	0	0	0	0	W 17-13
01/03 RAIDERS	P	0	0	0	0.0	0.0	0	0	0	0	0	0	0	0	0	0	0	1	0	0	0	W 23-17
2015 TOTALS	12-0	1	1	0	0	0.0	0	0	0	0	0	0	0	0	0	0	0	7	0	0	0	11-5

2016 GAME-BY-GAME REGULAR SEASON STATISTICS (CHIEFS)

OPPONENT		TACKLES							INTERCEPTIONS					O. FUMB			ST		MISC			SCORE
		TK	S	A	SK	YDS	TFL	YDS	QBH	NO	YDS	LG	TD	PD	FF	FR	YDS	S	A	S	A	
09/11 CHARGERS	S	8	8	0	0.0	0.0	1	2	0	0	0	0	0	0	0	0	0	1	0	0	0	W 33-27+
2016 TOTALS	1-1	8	8	0	0	0.0	1	2	0	0	0	0	0	0	0	0	0	1	0	0	0	1-0

+ - Overtime

2015 GAME-BY-GAME PLAYOFF STATISTICS (CHIEFS)

OPPONENT		TACKLES							INTERCEPTIONS					O. FUMB			ST		MISC			SCORE
		TK	S	A	SK	YDS	TFL	YDS	QBH	NO	YDS	LG	TD	PD	FF	FR	YDS	S	A	S	A	
01/09 at Texans	P	0	0	0	0.0	0.0	0	0	0	0	0	0	0	1	0	0	0	0	0	0	0	W 30-0
01/16 at Patriots	P	0	0	0	0.0	0.0	0	0	0	0	0	0	0	0	0	0	0	0	0	0	0	L 20-27
2015 TOTALS	2-0	0	0	0	0	0.0	0	0	0	0	0	0	0	1	0	0	0	0	0	0	0	1-1



**DADI
NICOLAS**
LINEBACKER



52

6-3 • 235 • Born: 09/29/92
 Port-au-Prince, Haiti • NFL Exp: R (R on Chiefs)
 GP/GS (Playoffs) 1/0 (0/0)
 D6b-16 • Virginia Tech

• Rookie linebacker joins the Chiefs as the club's sixth-round pick (203rd overall) of the 2016 NFL Draft.

Originally entered as the NFL as the Chiefs sixth round pick (203rd overall) of the 2016 NFL Draft.

Transactions:

COLLEGE

Played in all 49 games (26 starts) ... Totaled 166 tackles (87 solo), including 36.0 tackles for loss, 17.5 sacks, three forced fumbles and four fumble recoveries ... Voted to All-ACC Third Team in 2015.

PERSONAL

- Attended Atlantic High School in Delray Beach, Fla.
- Born in Port-au-Prince, Haiti.
- Graduated with a degree in sociology.

DADI NICOLAS - NFL REGULAR SEASON STATISTICS

TEAM	GPGS	TACKLES									INTERCEPTIONS					O. FUMB			ST		MISC	
		TK	S	A	TFL	YDS	SK	YDS	QBH	NO	YDS	LG	TD	PD	FF	FR	YDS	S	A	S	A	
2016 Chiefs	1 0	0	0	0	0	0	0.0	0.0	0	0	0	0	0	0	0	0	0	0	0	0	0	
NFL TOTALS	1 0	0	0	0	0	0	0 0.0	0.0	0	0	0	0	0	0	0	0	0	0 0.0	0	0.0		

2016 GAME-BY-GAME REGULAR SEASON STATISTICS (CHIEFS)

OPPONENT			TACKLES							INTERCEPTIONS					O. FUMB			ST		MISC		SCORE
			TK	S	A	SK	YDS	TFL	YDS	QBH	NO	YDS	LG	TD	PD	FF	FR	YDS	S	A	S	
09/11	CHARGERS	P	0	0	0	0.0	0.0	0	0	0	0	0	0	0	0	0	0	0	0	0	0	W 33-27+
2016 TOTALS	1-0		0	0	0	0	0.0	0	0	0	0	0	0	0	0	0	0	0	0	0	0	1-0

+ - Overtime



**RAKEEM
NUNEZ-ROCHES**
DEFENSIVE LINEMAN



99

6-2 • 307 • Born: 07/03/93
Dangriga, Belize • NFL Exp: Second Season (2nd with Chiefs)
GP/GS (Playoffs) 7/0 (0/0)
D6-15 • Southern Mississippi

- Second-year defensive lineman enters his second season with the Kansas City Chiefs in 2016.
- Drafted by the Chiefs with the 217th overall pick in the sixth-round of the 2015 NFL Draft.

Transactions:

Originally entered the NFL as the Chiefs sixth-round pick (217th overall) in the 2015 NFL Draft.

COLLEGE

Played in 31 games (24 starts) at Southern Miss, recording 105 tackles (57 solo), including 22 for a loss, 1.0 sack and seven quarterback pressures ... Also added one force fumble, a blocked kick and a blocked field goal ... Medical redshirted as a junior after participating in two games ... Named first-team All-Conference USA as a senior ... Earned Honorable Mention All-Conference USA as a sophomore ... Awarded Conference USA All-Freshman team accolades.

PERSONAL

- Named three-star defensive lineman by ESPN, Rivals.com and Scout.com in high school
- Picked second-team all-area by the Opelika-Auburn News and was an Alabama Top 50 player, ranking No. 39, by the Tuscaloosa News
- Helped the team finish 9-2 in 2010 and captured the Region 3 6A Championship.
- Earned all-state accolades in basketball and voted best pitcher in baseball.
- Majored in biological sciences.

RAKEEM NUNEZ-ROCHES - NFL REGULAR SEASON STATISTICS

TEAM	GP	GS	TACKLES							INTERCEPTIONS						O. FUMB			ST		MISC	
			TK	S	A	TFL	YDS	SK	YDS	QBH	NO	YDS	LG	TD	PD	FF	FR	YDS	S	A	S	A
2015 Chiefs	7	0	4	4	0	0	0	0.0	0.0	0	0	0	0	0	0	0	0	0	0	0	0	0
2016 Chiefs	0	0	0	0	0	0	0	0.0	0.0	0	0	0	0	0	0	0	0	0	0	0	0	0
NFL TOTALS	7	0	4	4	0	0	0	0.0	0.0	0	0	0	0	0	0	0	0	0	0	0.0	0	0.0

RAKEEM NUNEZ-ROCHES - NFL PLAYOFF STATISTICS

TEAM	GP	GS	TACKLES							INTERCEPTIONS						O. FUMB			ST		MISC	
			TK	S	A	TFL	YDS	SK	YDS	QBH	NO	YDS	LG	TD	PD	FF	FR	YDS	S	A	S	A
2015 Chiefs	0	0	0	0	0	0	0	0.0	0.0	0	0	0	0	0	0	0	0	0	0	0	0	0
NFL TOTALS	0	0	0	0	0	0	0	0.0	0.0	0	0	0	0	0	0	0	0	0	0	0.0	0	0.0

SINGLE-GAME HIGHS

Tackles	2	vs.	Detroit Lions, Nov 01, 2015
	1	at	San Diego Chargers, Nov 22, 2015
	1	at	Minnesota Vikings, Oct 18, 2015

2015 GAME-BY-GAME REGULAR SEASON STATISTICS (CHIEFS)

OPPONENT		TACKLES								INTERCEPTIONS						O. FUMB			ST		MISC		SCORE
		TK	S	A	SK	YDS	TFL	YDS	QBH	NO	YDS	LG	TD	PD	FF	FR	YDS	S	A	S	A		
09/13 at Texans										INACTIVE												W 27-20	
09/17 BRONCOS										INACTIVE												L 24-31	
09/28 at Packers										INACTIVE												L 28-38	
10/04 at Bengals										INACTIVE												L 21-36	
10/11 BEARS										INACTIVE												L 17-18	
10/18 at Vikings	P	1	1	0	0.0	0.0	0	0	0	0	0	0	0	0	0	0	0	0	0	0	0	L 10-16	
10/25 STEELERS	P	0	0	0	0.0	0.0	0	0	0	0	0	0	0	0	0	0	0	0	0	0	0	W 23-13	
11/01 LIONS	P	2	2	0	0.0	0.0	0	0	0	0	0	0	0	0	0	0	0	0	0	0	0	W 45-10	
11/15 at Broncos	P	0	0	0	0.0	0.0	0	0	0	0	0	0	0	0	0	0	0	0	0	0	0	W 29-13	
11/22 at Chargers	P	1	1	0	0.0	0.0	0	0	0	0	0	0	0	0	0	0	0	0	0	0	0	W 33-3	
11/29 BILLS	P	0	0	0	0.0	0.0	0	0	0	0	0	0	0	0	0	0	0	0	0	0	0	W 30-22	
12/06 at Raiders	P	0	0	0	0.0	0.0	0	0	0	0	0	0	0	0	0	0	0	0	0	0	0	W 34-20	
12/13 CHARGERS										INACTIVE												W 10-3	
12/20 at Ravens										INACTIVE												W 34-14	
12/27 BROWNS										INACTIVE												W 17-13	
01/03 RAIDERS										INACTIVE												W 23-17	
2015 TOTALS		7-0	4	4	0	0	0.0	0	0	0	0	0	0	0	0	0	0	0	0	0	0	11-5	

2016 GAME-BY-GAME REGULAR SEASON STATISTICS (CHIEFS)

OPPONENT	TACKLES								INTERCEPTIONS						O. FUMB			ST		MISC		SCORE
	TK	S	A	SK	YDS	TFL	YDS	QBH	NO	YDS	LG	TD	PD	FF	FR	YDS	S	A	S	A		
09/11 CHARGERS	INACTIVE																				W 33-27+	
2016 TOTALS	0-0	0	0	0	0	0.0	0	0	0	0	0	0	0	0	0	0	0	0	0	0	1-0	

2015 GAME-BY-GAME PLAYOFF STATISTICS (CHIEFS)

OPPONENT	TACKLES								INTERCEPTIONS						O. FUMB			ST		MISC		SCORE
	TK	S	A	SK	YDS	TFL	YDS	QBH	NO	YDS	LG	TD	PD	FF	FR	YDS	S	A	S	A		
01/09 at Texans	INACTIVE																				W 30-0	
01/16 at Patriots	INACTIVE																				L 20-27	
2015 TOTALS	0-0	0	0	0	0	0.0	0	0	0	0	0	0	0	0	0	0	0	0	0	0	1-1	



JAMES O'SHAUGHNESSY

TIGHT END



6-4 • 245 • Born: 01/14/92
Naperville, Ill. • NFL Exp: Second Season (2nd with Chiefs)
GP/GS (Playoffs) 8/3 (0/0)
D5b-15 • Illinois State

• Second-year tight end enters his second NFL season with the Kansas City Chiefs in 2016.

Transactions:

Originally entered the NFL as the Chiefs fifth-round pick (173rd overall) in the 2015 NFL Draft.

COLLEGE

Played in 49 games (37 starts), recording 67 catches for 1,170 yards and 14 TDs. Earned All-Missouri Valley Football Conference Second Team honors as a senior after he had 29 catches for 544 yards with nine touchdowns ... Redshirted for the 2010 season.

PERSONAL

- Three-year football letterwinner at Naperville North High School.
- Was a special mention allconference and all-area selection and Academic all-conference choice as a senior.
- Lettered three years in basketball.
- His father, Jim, played basketball at DePaul and his mother, Sally, ran track at Drake.

JAMES O'SHAUGHNESSY - NFL REGULAR SEASON STATISTICS

TEAM	GP GS		RUSHING					RECEIVING				
			NO.	YDS.	AVG.	LG	TD	NO.	YDS	AVG	LG	TD
2015 Chiefs	7	3	0	0	0.0	0	0	6	87	14.5	30	0
2016* Chiefs	1	0	0	0	0.0	0	0	0	0	0.0	0	0
NFL TOTALS	8	3	0	0	0.0	0	0	6	87	14.5	30	0

JAMES O'SHAUGHNESSY - NFL PLAYOFF STATISTICS

TEAM	GP GS		RUSHING					RECEIVING				
			NO.	YDS.	AVG.	LG	TD	NO.	YDS	AVG	LG	TD
2015 Chiefs	0	0	0	0	0.0	0	0	0	0	0.0	0	0
NFL TOTALS	0	0	0	0	0.0	0	0	0	0	0.0	0	0

JAMES O'SHAUGHNESSY - NFL REGULAR SEASON RETURN STATISTICS

TEAM	KICKOFF RETURNS					PUNT RETURNS					
	RET.	YDS.	AVG.	LG	TD	NO.	FC	YDS	AVG	LG	TD
2015 Chiefs	0	0	0.0	0	0	0	0	0	0.0	0	0
2016 Chiefs	0	0	0.0	0	0	0	0	0	0.0	0	0
NFL TOTALS	0	0	0.0	0	0	0	0	0	0.0	0	0

JAMES O'SHAUGHNESSY - NFL PLAYOFF RETURN STATISTICS

TEAM	KICKOFF RETURNS					PUNT RETURNS					
	RET.	YDS.	AVG.	LG	TD	NO.	FC	YDS	AVG	LG	TD
2015 Chiefs	0	0	0.0	0	0	0	0	0	0.0	0	0
NFL TOTALS	0	0	0.0	0	0	0	0	0	0.0	0	0

SINGLE-GAME HIGHS

Receptions	2	at	Minnesota Vikings, Oct 18, 2015
	2	vs.	Denver Broncos, Sep 17, 2015
	1	vs.	Pittsburgh Steelers, Oct 25, 2015
	1	at	Cincinnati Bengals, Oct 04, 2015
Receiving Yards	54	vs.	Denver Broncos, Sep 17, 2015
	23	at	Minnesota Vikings, Oct 18, 2015
	8	at	Cincinnati Bengals, Oct 04, 2015
	2	vs.	Pittsburgh Steelers, Oct 25, 2015
Longest Receptions	30	vs.	Denver Broncos, Sep 17, 2015
	24	vs.	Denver Broncos, Sep 17, 2015
	13	at	Minnesota Vikings, Oct 18, 2015
	10	at	Minnesota Vikings, Oct 18, 2015
All-purpose yards	8	at	Cincinnati Bengals, Oct 04, 2015
	54	vs.	Denver Broncos, Sep 17, 2015
	23	at	Minnesota Vikings, Oct 18, 2015
	8	at	Cincinnati Bengals, Oct 04, 2015
Special Team Tackles	2	vs.	Pittsburgh Steelers, Oct 25, 2015
	1	at	Green Bay Packers, Sep 28, 2015

2015 GAME-BY-GAME REGULAR SEASON STATISTICS (CHIEFS)

OPPONENT	P/S	RECEIVING				RUSHING				W/L	SCORE
		NO	YDS	LG	TD	ATT	YDS	LG	TD		
09/13 at Texans	P	0	0	0	0	0	0	0	0	W	27-20
09/17 BRONCOS	P	2	54	30	0	0	0	0	0	L	24-31
09/28 at Packers	S	0	0	0	0	0	0	0	0	L	28-38
10/04 at Bengals	P	1	8	8	0	0	0	0	0	L	21-36
10/11 BEARS	P	0	0	0	0	0	0	0	0	L	17-18
10/18 at Vikings	S	2	23	13	0	0	0	0	0	L	10-16
10/25 STEELERS	S	1	2	2	0	0	0	0	0	W	23-13
11/01 LIONS					INACTIVE					W	45-10
11/15 at Broncos					INACTIVE					W	29-13
11/22 at Chargers					INJURED RESERVE					W	33-3
11/29 BILLS					INJURED RESERVE					W	30-22
12/06 at Raiders					INJURED RESERVE					W	34-20
12/13 CHARGERS					INJURED RESERVE					W	10-3
12/20 at Ravens					INJURED RESERVE					W	34-14
12/27 BROWNS					INJURED RESERVE					W	17-13
01/03 RAIDERS					INJURED RESERVE					W	23-17
2015 TOTALS	7-3	6	87	30	0	0	0	0	0	11-5	

2016 GAME-BY-GAME REGULAR SEASON STATISTICS (CHIEFS)

OPPONENT	P/S	RECEIVING				RUSHING				W/L	SCORE
		NO	YDS	LG	TD	ATT	YDS	LG	TD		
09/11 CHARGERS	P	0	0	0	0	0	0	0	0	W	33-27+
2016 TOTALS	1-0	0	0	0	0	0	0	0	0	1-0	

+ - Overtime

2015 GAME-BY-GAME PLAYOFF STATISTICS (CHIEFS)

	OPPONENT	P/S	RECEIVING				RUSHING				W/L	SCORE
			NO	YDS	LG	TD	ATT	YDS	LG	TD		
01/09	at Texans					INJURED RESERVE					W	30-0
01/16	at Patriots					INJURED RESERVE					L	20-27
2015 TOTALS		0-0	0	0	0	0	0	0	0	0	1-1	



EARL OKINE
LINEBACKER



6-6 • 290 • Born: 06/18/80
Gainesville, Fla. • NFL Exp: First Season (1st with Chiefs)
GP/GS (Playoffs) 5/0 (0/0)
FA-16 • Florida

- First-year linebacker enters his first season with Chiefs in 2016.
- Appeared in five games with the Colts in 2015, making five tackles (four solo) and one tackle for loss.
- Originally entered the NFL as an undrafted free agent with the Houston Texans in 2013.
- Had brief stints in the CFL with the Calgary Stampeders in 2013, the AFL with the Orlando Predators in 2014 and the FXFL with the Brooklyn Bolts also in 2014.
- Made his NFL debut with the Indianapolis Colts on Sept. 13, 2015, against the Buffalo Bills.

Transactions:

Signed to the Kansas City Chiefs practice squad (9/9/16) ... Released by the Indianapolis Colts (9/3/16) ... Activated on the Indianapolis Colts active roster (12/21/15) ... Signed to the Indianapolis Colts practice squad (10/5/15) ... Released by the Indianapolis Colts (10/1/15) ... Signed with the Indianapolis Colts (3/3/2015) ... Released by the Houston Texans (8/27/13) ... Signed with the Houston Texans as an undrafted free agent (5/10/13).

COLLEGE

Appeared in 42 games at the University of Florida, tallying 27 tackles, 2.5 tackles for loss, 1.0 sack, a blocked field goal and one pass defended.

PERSONAL

- Born Jan. 4, 1990
- Native of Gainesville, Fla.
- Earned his degree from UF in Family, Youth and Community Science.
- Attended Gainesville High School.
- Competed in the Offense-Defense All-American Bowl in Miami, where he garnered Defensive MVP honors.
- Was a third-team Class 5-A all-state selection in 2008.
- Played basketball and lifted weights competitively.

EARL OKINE - NFL REGULAR SEASON STATISTICS

TEAM	GP	GS	TACKLES					INTERCEPTIONS					O. FUMB			ST		MISC	
			TK	S	A	TFL	YDS	SK	YDS	QBH	NO	YDS	LG	TD	PD	FF	FR	YDS	A
2015 Colts	5	0	5	4	1	1	1	0.0	0.0	0	0	0	0	0	0	0	0	0	0
2016 Chiefs	0	0	0	0	0	0	0	0.0	0.0	0	0	0	0	0	0	0	0	0	0
NFL TOTALS	5	0	5	4	1	1	1	0.0	0.0	0	0	0	0	0	0	0	0	0.0	0.0

SINGLE-GAME HIGHS

Tackles	3	vs.	Tennessee Titans, Jan 03, 2016
	1	at	Miami Dolphins, Dec 27, 2015
	1	at	Tennessee Titans, Sep 27, 2015
Tackles For Loss	1.00	vs.	Tennessee Titans, Jan 03, 2016

2015 GAME-BY-GAME REGULAR SEASON STATISTICS (COLTS)

OPPONENT		TACKLES							INTERCEPTIONS					O. FUMB			ST		MISC		SCORE	
		TK	S	A	SK	YDS	TFL	YDS	QBH	NO	YDS	LG	TD	PD	FF	FR	YDS	S	A	S		A
09/13	at Bills	P	0	0	0	0.0	0.0	0	0	0	0	0	0	0	0	0	0	0	0	0	0	L 14-27
09/21	JETS	P	0	0	0	0.0	0.0	0	0	0	0	0	0	0	0	0	0	0	0	0	0	L 7-20
09/27	at Titans	P	1	1	0	0.0	0.0	0	0	0	0	0	0	0	0	0	0	0	0	0	0	W 35-33
10/04	JAGUARS		NOT ON ROSTER																W 16-13+			
10/08	at Texans		PRACTICE SQUAD																W 27-20			
10/18	PATRIOTS		PRACTICE SQUAD																L 27-34			
10/25	SAINTS		PRACTICE SQUAD																L 21-27			
11/02	at Panthers		PRACTICE SQUAD																L 26-29+			
11/08	BRONCOS		PRACTICE SQUAD																W 27-24			
11/22	at Falcons		PRACTICE SQUAD																W 24-21			
11/29	BUCCANEERS		PRACTICE SQUAD																W 25-12			
12/06	at Steelers		PRACTICE SQUAD																L 10-45			
12/13	at Jaguars		PRACTICE SQUAD																L 16-51			
12/20	TEXANS		PRACTICE SQUAD																L 10-16			
12/27	at Dolphins	P	1	1	0	0.0	0.0	0	0	0	0	0	0	0	0	0	0	0	0	0	0	W 18-12
01/03	TITANS	P	3	2	1	0.0	0.0	1	1	0	0	0	0	0	0	0	0	0	0	0	0	W 30-24
2015 TOTALS		5-0	5	4	1	0	0.0	1	1	0	0	0	0	0	0	0	0	0	0	0	0	8-8

2016 GAME-BY-GAME REGULAR SEASON STATISTICS (CHIEFS)

2016 GAME BY GAME REGULAR SEASON STATISTICS (CHIEFS)																						
OPPONENT	TACKLES							INTERCEPTIONS					O. FUMB			ST		MISC		SCORE		
	TK	S	A	SK	YDS	TFL	YDS	QBH	NO	YDS	LG	TD	PD	FF	FR	YDS	S	A	S		A	
09/11 CHARGERS	PRACTICE SQUAD																				W 33-27+	
2016 TOTALS	0-0	0	0	0	0	0.0	0	0	0	0	0	0	0	0	0	0	0	0	0	0	1-0	



Ron PARKER
DEFENSIVE BACK



6-0 • 206 • Born: 08/17/87
St. Helena Island, S.C. • NFL Exp: Sixth Season (4th with Chiefs)
GP/GS (Playoffs) 59/33 (3/2)
UFA-15 • Newberry

- Sixth-year defensive back joined the Chiefs via waivers from Seattle prior to the start of the 2013 regular season.
- Played 59 games (33 starts) with 184 tackles (161 solo), 7.0 sacks (-33.0), 28 passes defended, six interceptions returned for 44 yards, three forced fumbles and three fumble recoveries.
- His 7.0 sacks ranks first in franchise history for sacks by a defensive back.
- Originally signed with the Seattle Seahawks as an undrafted free agent on July 26, 2011.
- Recorded his first-career interception on a QB Terrelle Pryor pass at Oakland (12/15/13), returning it for 15 yards.
- Tallied six tackles in his first-career start against San Diego (12/29/14).
- Has appeared in three postseason games, compiling six tackles (four solo) and one special teams tackle.

Transactions:

Signed by the Chiefs (3/16/2015) ... Claimed by Kansas City via waivers from Seattle (9/1/13) ... Released by

Seattle (8/31/13) ... Signed with Seattle (1/15/13) ... Added to Seattle's practice squad (12/31/12) ... Released by Seattle (12/28/12) ... Signed with Seattle from Carolina's practice squad (12/5/12) ... Added to Carolina's practice squad (11/7/12) ... Released by Carolina (11/5/12) ... Signed to Carolina's active roster from the practice squad (10/17/12) ... Added to Carolina's practice squad (10/10/12) ... Released by Carolina (10/8/12) ... Signed to Carolina's active roster from the practice squad (10/6/12) ... Added to Carolina's practice squad (9/2/12) ... Released by Seattle (8/26/12) ... Claimed by Seattle via waivers from Oakland (10/24/11) ... Released by Oakland (10/22/11) ... Signed to Oakland's active roster from the practice squad (10/1/11) ... Added to Oakland's practice squad (9/26/11) ... Released by Seattle (9/22/11) ... Added to Seattle's practice squad (9/5/11) ... Released by Seattle (8/31/11) ... Signed with Seattle as an undrafted free agent (7/26/11).

COLLEGE

Led the South Atlantic Conference in interceptions (five) and fumble recoveries (three) in 2010, while racking up 59 tackles ... Led the team in tackles (83), led the team and conference in interceptions (six) and passes defended (13) in 2009 ... Majored in sports management at Newberry College.

PERSONAL

- Prepped at Beaufort High School in Beaufort, S.C.

RON PARKER - NFL REGULAR SEASON STATISTICS

TEAM	GP	GS	TACKLES					INTERCEPTIONS					O. FUMB			ST		MISC			
			TK	S	A	TFL	YDS	SK	YDS	QBH	NO	YDS	LG	TD	PD	FF	FR	YDS	S	A	S
2011 Raiders	3	0	0	0	0	0	0	0.0	0.0	0	0	0	0	0	0	0	0	0	0	0	0
Went from Raiders to Seahawks .																					
2011 Seahawks	2	0	0	0	0	0	0	0.0	0.0	0	0	0	0	0	0	0	0	0	0	0	0
2012 Panthers	3	0	0	0	0	0	0	0.0	0.0	0	0	0	0	0	0	0	0	1	0	0	0
Went from Panthers to Seahawks .																					
2012 Seahawks	2	0	0	0	0	0	0	0.0	0.0	0	0	0	0	0	0	0	0	2	0	0	0
2013 Chiefs	16	1	7	7	0	0	0	1.0	3.0	0	2	29	15	0	3	1	3	20	10	0	0
2014 Chiefs	16	15	94	84	10	2	18	1.0	14.0	1	1	10	10	0	12	1	0	0	0	0	0
2015 Chiefs	16	16	78	67	11	6	17	5.0	16.0	5	3	5	5	0	12	1	0	0	0	0	0
2016 Chiefs	1	1	4	3	1	0	0	0.0	0.0	0	0	0	0	0	1	0	0	0	0	0	0
NFL TOTALS	59	33	183	161	22	8	35	7.0	33.0	6	6	44	15	0	28	3	3	20	13	0.0	0.0

RON PARKER - NFL PLAYOFF STATISTICS

TEAM	GP	GS	TACKLES							INTERCEPTIONS					O. FUMB			ST		MISC	
			TK	S	A	TFL	YDS	SK	YDS	QBH	NO	YDS	LG	TD	PD	FF	FR	YDS	S	A	S
2013 Chiefs	1	0	0	0	0	0	0	0.0	0.0	0	0	0	0	0	0	0	0	1	0	0	0
2015 Chiefs	2	2	10	6	4	0	0	0.0	0.0	0	0	0	0	0	0	0	0	0	0	0	0
NFL TOTALS	3	2	10	6	4	0	0	0.0	0.0	0	0	0	0	0	0	0	0	1	0.0	0	0.0

SINGLE-GAME HIGHS

Tackles

11 vs. Seattle Seahawks, Nov 16, 2014
 10 at Arizona Cardinals, Dec 07, 2014
 8 at Cincinnati Bengals, Oct 04, 2015
 8 at Buffalo Bills, Nov 09, 2014
 7 vs. Cleveland Browns, Dec 27, 2015
 ...5 more at 7.

Sacks

2.00 vs. Detroit Lions, Nov 01, 2015
 1.00 vs. Oakland Raiders, Jan 03, 2016
 1.00 at Baltimore Ravens, Dec 20, 2015
 1.00 vs. San Diego Chargers, Dec 13, 2015
 ...2 more at 1.00.

Pass Defenses

3 at Buffalo Bills, Nov 09, 2014
 2 at Denver Broncos, Nov 15, 2015
 2 vs. Detroit Lions, Nov 01, 2015
 2 at Minnesota Vikings, Oct 18, 2015
 ...3 more at 2.

Forced Fumbles

1 vs. Oakland Raiders, Jan 03, 2016
 1 at Buffalo Bills, Nov 09, 2014
 1 vs. Dallas Cowboys, Sep 15, 2013

Fumble Recoveries

1 at Washington Redskins, Dec 08, 2013
 1 vs. Dallas Cowboys, Sep 15, 2013

Tackles For Loss

2.00 vs. Detroit Lions, Nov 01, 2015
 1.00 vs. Cleveland Browns, Dec 27, 2015
 1.00 at Baltimore Ravens, Dec 20, 2015
 1.00 vs. San Diego Chargers, Dec 13, 2015
 ...3 more at 1.00.

Interceptions

1 vs. Oakland Raiders, Jan 03, 2016
 1 at Denver Broncos, Nov 15, 2015
 1 at Minnesota Vikings, Oct 18, 2015
 ...3 more at 1.

Interception Return Yards

15 at Oakland Raiders, Dec 15, 2013
 14 at San Diego Chargers, Dec 29, 2013
 10 vs. Los Angeles Rams, Oct 26, 2014
 5 at Minnesota Vikings, Oct 18, 2015

Special Team Tackles

4 at Washington Redskins, Dec 08, 2013
 2 at Buffalo Bills, Dec 16, 2012
 1 vs. Indianapolis Colts, Dec 22, 2013
 1 vs. Cleveland Browns, Oct 27, 2013
 1 vs. Oakland Raiders, Oct 13, 2013
 ...4 more at 1.

2011 GAME-BY-GAME REGULAR SEASON STATISTICS (RAIDERS/SEAHAWKS)

OPPONENT		TACKLES							INTERCEPTIONS					O. FUMB			ST		MISC			SCORE
		TK	S	A	SK	YDS	TFL	YDS	QBH	NO	YDS	LG	TD	PD	FF	FR	YDS	S	A	S	A	
10/02 PATRIOTS	P	0	0	0	0.0	0.0	0	0	0	0	0	0	0	0	0	0	0	0	0	0	0	L 19-31
10/09 at Texans	P	0	0	0	0.0	0.0	0	0	0	0	0	0	0	0	0	0	0	0	0	0	0	W 25-20
10/16 BROWNS	P	0	0	0	0.0	0.0	0	0	0	0	0	0	0	0	0	0	0	0	0	0	0	W 24-17
Went from Raiders to Seahawks .																						
10/30 BENGALS										INACTIVE												L 12-34
11/06 at Cowboys										INACTIVE												L 13-23
11/13 RAVENS										INACTIVE												W 22-17
11/20 at Rams										INACTIVE												W 24-7
11/27 REDSKINS										INACTIVE												L 17-23
12/01 EAGLES	P	0	0	0	0.0	0.0	0	0	0	0	0	0	0	0	0	0	0	0	0	0	0	W 31-14
12/12 RAMS	P	0	0	0	0.0	0.0	0	0	0	0	0	0	0	0	0	0	0	0	0	0	0	W 30-13
2011 TOTALS	5-0	0	0	0	0	0.0	0	0	0	0	0	0	0	0	0	0	0	0	0	0	0	6-4

2012 GAME-BY-GAME REGULAR SEASON STATISTICS (PANTHERS/SEAHAWKS)

OPPONENT		TACKLES								INTERCEPTIONS					O. FUMB			ST		MISC		SCORE
		TK	S	A	SK	YDS	TFL	YDS	QBH	NO	YDS	LG	TD	PD	FF	FR	YDS	S	A	S	A	
10/07	SEAHAWKS	P	0	0	0	0.0	0.0	0	0	0	0	0	0	0	0	0	0	1	0	0	0	L 12-16
10/21	COWBOYS	P	0	0	0	0.0	0.0	0	0	0	0	0	0	0	0	0	0	0	0	0	0	L 14-19
10/28	at Bears	P	0	0	0	0.0	0.0	0	0	0	0	0	0	0	0	0	0	0	0	0	0	L 22-23
11/04	at Redskins		INACTIVE																			W 21-13
Went from Panthers to Seahawks .																						
12/09	CARDINALS		INACTIVE																			W 58-0
12/16	at Bills	P	0	0	0	0.0	0.0	0	0	0	0	0	0	0	0	0	0	2	0	0	0	W 50-17
12/23	49ERS	P	0	0	0	0.0	0.0	0	0	0	0	0	0	0	0	0	0	0	0	0	0	W 42-13
2012 TOTALS		5-0	0	0	0	0	0.0	0	0	0	0	0	0	0	0	0	0	3	0	0	0	4-3

2013 GAME-BY-GAME REGULAR SEASON STATISTICS (CHIEFS)

OPPONENT		TACKLES							INTERCEPTIONS					O. FUMB			ST		MISC			SCORE
		TK	S	A	SK	YDS	TFL	YDS	QBH	NO	YDS	LG	TD	PD	FF	FR	YDS	S	A	S	A	
09/08 at Jaguars	P	0	0	0	0.0	0.0	0	0	0	0	0	0	0	0	0	0	0	1	0	0	0	W 28-2
09/15 COWBOYS	P	1	1	0	1.0	3.0	0	0	0	0	0	0	0	0	1	1	0	0	0	0	0	W 17-16
09/19 at Eagles	P	0	0	0	0.0	0.0	0	0	0	0	0	0	0	0	0	0	0	1	0	0	0	W 26-16
09/29 GIANTS	P	0	0	0	0.0	0.0	0	0	0	0	0	0	0	0	0	0	0	1	0	0	0	W 31-7
10/06 at Titans	P	0	0	0	0.0	0.0	0	0	0	0	0	0	0	0	0	0	0	0	0	0	0	W 26-17
10/13 RAIDERS	P	0	0	0	0.0	0.0	0	0	0	0	0	0	0	0	0	0	0	1	0	0	0	W 24-7
10/20 TEXANS	P	0	0	0	0.0	0.0	0	0	0	0	0	0	0	0	0	0	0	0	0	0	0	W 17-16
10/27 BROWNS	P	0	0	0	0.0	0.0	0	0	0	0	0	0	0	0	0	1	0	1	0	0	0	W 23-17
11/03 at Bills	P	0	0	0	0.0	0.0	0	0	0	0	0	0	0	0	0	0	0	0	0	0	0	W 23-13
11/17 at Broncos	P	0	0	0	0.0	0.0	0	0	0	0	0	0	0	0	0	0	0	0	0	0	0	L 17-27
11/24 CHARGERS	P	0	0	0	0.0	0.0	0	0	0	0	0	0	0	0	0	0	0	0	0	0	0	L 38-41
12/01 BRONCOS	P	0	0	0	0.0	0.0	0	0	0	0	0	0	0	0	0	0	0	0	0	0	0	L 28-35
12/08 at Redskins	P	0	0	0	0.0	0.0	0	0	0	0	0	0	0	0	0	1	20	4	0	0	0	W 45-10
12/15 at Raiders	P	0	0	0	0.0	0.0	0	0	0	1	15	15	0	1	0	0	0	0	0	0	0	W 56-31
12/22 COLTS	P	0	0	0	0.0	0.0	0	0	0	0	0	0	0	0	0	0	0	1	0	0	0	L 7-23
12/29 at Chargers	S	6	6	0	0.0	0.0	0	0	0	1	14	14	0	2	0	0	0	0	0	0	0	L 24-27+
2013 TOTALS	16-1	7	7	0	1	3.0	0	0	0	2	29	15	0	3	1	3	20	10	0	0	0	11-5

+ - Overtime

2014 GAME-BY-GAME REGULAR SEASON STATISTICS (CHIEFS)

OPPONENT		TACKLES								INTERCEPTIONS					O. FUMB			ST		MISC		SCORE
		TK	S	A	SK	YDS	TFL	YDS	QBH	NO	YDS	LG	TD	PD	FF	FR	YDS	S	A	S	A	
09/07 TITANS	S	6	6	0	0.0	0.0	0	0	0	0	0	0	0	1	0	0	0	0	0	0	0	L 10-26
09/14 at Broncos	P	7	7	0	0.0	0.0	0	0	0	0	0	0	0	0	0	0	0	0	0	0	0	L 17-24
09/21 at Dolphins	S	2	2	0	0.0	0.0	0	0	0	0	0	0	0	0	0	0	0	0	0	0	0	W 34-15
09/29 PATRIOTS	S	4	4	0	0.0	0.0	0	0	0	0	0	0	0	0	0	0	0	0	0	0	0	W 41-14
10/05 at 49ers	S	7	5	2	0.0	0.0	0	0	0	0	0	0	0	1	0	0	0	0	0	0	0	L 17-22
10/19 at Chargers	S	3	1	2	0.0	0.0	0	0	0	0	0	0	0	1	0	0	0	0	0	0	0	W 23-20
10/26 RAMS	S	4	4	0	1.0	14.0	1	14	1	1	10	10	0	1	0	0	0	0	0	0	0	W 34-7
11/02 JETS	S	7	6	1	0.0	0.0	0	0	0	0	0	0	0	1	0	0	0	0	0	0	0	W 24-10
11/09 at Bills	S	8	6	2	0.0	0.0	0	0	0	0	0	0	0	3	1	0	0	0	0	0	0	W 17-13
11/16 SEAHAWKS	S	11	11	0	0.0	0.0	0	0	0	0	0	0	0	0	0	0	0	0	0	0	0	W 24-20
11/20 at Raiders	S	7	6	1	0.0	0.0	0	0	0	0	0	0	0	0	0	0	0	0	0	0	0	L 20-24
11/30 BRONCOS	S	5	5	0	0.0	0.0	0	0	0	0	0	0	0	1	0	0	0	0	0	0	0	L 16-29
12/07 at Cardinals	S	10	9	1	0.0	0.0	1	4	0	0	0	0	0	0	0	0	0	0	0	0	0	L 14-17
12/14 RAIDERS	S	5	5	0	0.0	0.0	0	0	0	0	0	0	0	2	0	0	0	0	0	0	0	W 31-13
12/21 at Steelers	S	4	4	0	0.0	0.0	0	0	0	0	0	0	0	0	0	0	0	0	0	0	0	L 12-20
12/28 CHARGERS	S	4	3	1	0.0	0.0	0	0	0	0	0	0	0	1	0	0	0	0	0	0	0	W 19-7
2014 TOTALS	16-15	94	84	10	1	14.0	2	18	1	1	10	10	0	12	1	0	0	0	0	0	0	9-7

2015 GAME-BY-GAME REGULAR SEASON STATISTICS (CHIEFS)

OPPONENT		TACKLES								INTERCEPTIONS					O. FUMB			ST		MISC		SCORE
		TK	S	A	SK	YDS	TFL	YDS	QBH	NO	YDS	LG	TD	PD	FF	FR	YDS	S	A	S	A	
09/13 at Texans	S	4	2	2	0.0	0.0	0	0	0	0	0	0	0	1	0	0	0	0	0	0	0	W 27-20
09/17 BRONCOS	S	6	6	0	0.0	0.0	0	0	0	0	0	0	0	0	0	0	0	0	0	0	0	L 24-31
09/28 at Packers	S	6	6	0	0.0	0.0	0	0	0	0	0	0	0	0	0	0	0	0	0	0	0	L 28-38
10/04 at Bengals	S	8	5	3	0.0	0.0	0	0	0	0	0	0	0	0	0	0	0	0	0	0	0	L 21-36
10/11 BEARS	S	2	2	0	0.0	0.0	0	0	0	0	0	0	0	2	0	0	0	0	0	0	0	L 17-18
10/18 at Vikings	S	4	4	0	0.0	0.0	0	0	0	1	5	5	0	2	0	0	0	0	0	0	0	L 10-16
10/25 STEELERS	S	3	1	2	0.0	0.0	0	0	0	0	0	0	0	0	0	0	0	0	0	0	0	W 23-13
11/01 LIONS	S	4	4	0	2.0	9.0	2	9	2	0	0	0	0	2	0	0	0	0	0	0	0	W 45-10
11/15 at Broncos	S	5	4	1	0.0	0.0	0	0	0	1	0	0	0	2	0	0	0	0	0	0	0	W 29-13
11/22 at Chargers	S	3	3	0	0.0	0.0	1	1	0	0	0	0	0	1	0	0	0	0	0	0	0	W 33-3
11/29 BILLS	S	5	5	0	0.0	0.0	0	0	0	0	0	0	0	1	0	0	0	0	0	0	0	W 30-22
12/06 at Raiders	S	7	7	0	0.0	0.0	0	0	0	0	0	0	0	0	0	0	0	0	0	0	0	W 34-20
12/13 CHARGERS	S	4	4	0	1.0	3.0	1	3	1	0	0	0	0	0	0	0	0	0	0	0	0	W 10-3
12/20 at Ravens	S	4	2	2	1.0	3.0	1	3	1	0	0	0	0	0	0	0	0	0	0	0	0	W 34-14
12/27 BROWNS	S	7	7	0	0.0	0.0	1	1	0	0	0	0	0	0	0	0	0	0	0	0	0	W 17-13
01/03 RAIDERS	S	6	5	1	1.0	1.0	0	0	1	1	0	0	0	1	1	0	0	0	0	0	0	W 23-17
2015 TOTALS	16-16	78	67	11	5	16.0	6	17	5	3	5	5	0	12	1	0	0	0	0	0	0	11-5

2016 GAME-BY-GAME REGULAR SEASON STATISTICS (CHIEFS)

OPPONENT		TACKLES								INTERCEPTIONS					O. FUMB			ST		MISC		SCORE
		TK	S	A	SK	YDS	TFL	YDS	QBH	NO	YDS	LG	TD	PD	FF	FR	YDS	S	A	S	A	
09/11 CHARGERS	S	4	3	1	0.0	0.0	0	0	0	0	0	0	0	1	0	0	0	0	0	0	0	W 33-27+
2016 TOTALS	1-1	4	3	1	0	0.0	0	0	0	0	0	0	0	1	0	0	0	0	0	0	0	1-0


+ - Overtime

2013 GAME-BY-GAME PLAYOFF STATISTICS (CHIEFS)

OPPONENT		TACKLES								INTERCEPTIONS					O. FUMB			ST		MISC		SCORE
		TK	S	A	SK	YDS	TFL	YDS	QBH	NO	YDS	LG	TD	PD	FF	FR	YDS	S	A	S	A	
01/04 at Colts	P	0	0	0	0.0	0.0	0	0	0	0	0	0	0	0	0	0	0	1	0	0	0	L 44-45
2013 TOTALS	1-0	0	0	0	0	0.0	0	0	0	0	0	0	0	0	0	0	0	1	0	0	0	0-1

2015 GAME-BY-GAME PLAYOFF STATISTICS (CHIEFS)

OPPONENT		TACKLES								INTERCEPTIONS					O. FUMB			ST		MISC		SCORE
		TK	S	A	SK	YDS	TFL	YDS	QBH	NO	YDS	LG	TD	PD	FF	FR	YDS	S	A	S	A	
01/09 at Texans	S	4	2	2	0.0	0.0	0	0	0	0	0	0	0	0	0	0	0	0	0	0	0	W 30-0
01/16 at Patriots	S	6	4	2	0.0	0.0	0	0	0	0	0	0	0	0	0	0	0	0	0	0	0	L 20-27
2015 TOTALS	2-2	10	6	4	0	0.0	0	0	0	0	0	0	0	0	0	0	0	0	0	0	0	1-1



MARCUS PETERS CORNERBACK



6-0 • 197 • Born: 01/09/93
Oakland, Calif. • NFL Exp: Second Season (2nd with Chiefs)
GP/GS (Playoffs) 17/17 (2/2)
D1-15 • Washington

- Cornerback begins his second NFL season in Kansas City in 2016 after originally joining Kansas City as the club's first-round selection (18th overall) of the 2015 NFL Draft.
- On his first career play from scrimmage, Peters intercepted Texans QB Brian Hoyer on the Houston seven yard line to set up a Chiefs Touchdown.
- Intercepted Peyton Manning at Arrowhead stadium for a 55-yard return for a touchdown on Thursday Night Football in the second game of his career.
- Named the NFL Defensive Rookie of the Month for December 2015, a month in which he recorded a league-leading four interceptions and 10 passes defended as well as 16 total tackles and a 93-yard interception return for touchdown in December.
- Named AP Defensive Rookie of the Year following the 2015 season.
- Earned his first trip to the Pro Bowl following his rookie season in 2015.

- Named to the 2015 Pro Football Writer's Association All-Rookie Team. The PFWA also named Peters the Defensive Rookie of the Year, becoming the first Chiefs player since CB/PR Dale Carter in 1992. Other Kansas City winners of the award were CB James Marsalis (AFL 1969) and LB Derrick Thomas (1989).
- Winner of the Mack Lee Hill Award, given to the Chiefs top rookie or first-year player following the 2015 season.
- Received All-Pro honors after having 60 tackles (53 solo), eight interceptions returned for 280 yards, which ranks as the ninth-most return yards in NFL history and first in Chiefs history, 26 passes defended which was also a number one ranking in franchise history, two tackles for loss and one forced fumble.

Transactions:

Originally entered the NFL as the Chiefs first-round pick (18th overall) in the 2015 NFL Draft.

COLLEGE

Played in 34 games (27 starts) at Washington, recording 129 tackles (95 solo), 9.5 tackles for loss, 1.0 sacks (-7 yards), 11 interceptions returned for 72 yards, including one touchdown, 35 passes defended, three fumble recoveries, one forced fumble and one quarterback pressure ... Named to NFL.com's Midseason All-American team in 2014 ... Redshirted his freshman season in 2011.

PERSONAL

- Attended McClymonds High School in Oakland, Calif.
- Named the MVP of the Oakland Athletic League as a senior in 2010.
- Led McClymonds to a 12-0 season as a senior, the first ever perfect season in school history.
- Tallied seven interceptions as a senior and also scored six touchdowns on kick or punt returns.
- Listed as the No. 69 cornerback prospect in the country by scout.com.
- Named first-team all-state by rivals.com (SectionSports.com) and ESPN.com (CalHiSports.com).
- Awarded No. 30 cornerback in the nation and No. 43 prospect (all positions) in California by rivals.com.

MARCUS PETERS - NFL REGULAR SEASON STATISTICS

TEAM	GP	GS	TACKLES								INTERCEPTIONS					O. FUMB			ST		MISC	
			TK	S	A	TFL	YDS	SK	YDS	QBH	NO	YDS	LG	TD	PD	FF	FR	YDS	S	A	S	A
2015 Chiefs	16	16	60	53	7	2	4	0.0	0.0	0	8	280	90t	2	26	1	0	0	0	0	0	0
2016 Chiefs	1	1	3	3	0	0	0	0.0	0.0	0	0	0	0	0	1	0	0	0	0	0	0	0
NFL TOTALS	17	17	63	56	7	2	4	0.0	0.0	0	8	280	90t	2	27	1	0	0	0	0.0	0	0.0

MARCUS PETERS - NFL PLAYOFF STATISTICS

TEAM	GP GS		TACKLES								INTERCEPTIONS					O. FUMB			ST		MISC	
			TK	S	A	TFL	YDS	SK	YDS	QBH	NO	YDS	LG	TD	PD	FF	FR	YDS	S	A	S	A
2015 Chiefs	2	2	9	6	3	0	0	0.0	0.0	0	1	2	2	0	3	0	0	0	0	0	0	0
NFL TOTALS	2	2	9	6	3	0	0	0.0	0.0	0	1	2	2	0	3	0	0	0	0	0.0	0	0.0

SINGLE-GAME HIGHS

Tackles

7 vs. Chicago Bears, Oct 11, 2015
 7 at Houston Texans, Sep 13, 2015
 6 at Oakland Raiders, Dec 06, 2015
 6 at Minnesota Vikings, Oct 18, 2015
 5 vs. San Diego Chargers, Dec 13, 2015
 ...1 more at 5.

Pass Defenses

4 at Baltimore Ravens, Dec 20, 2015
 4 vs. Denver Broncos, Sep 17, 2015
 3 at Houston Texans, Sep 13, 2015
 2 vs. Cleveland Browns, Dec 27, 2015
 2 at Oakland Raiders, Dec 06, 2015
 ...3 more at 2.

Forced Fumbles

Tackles For Loss

1 at Oakland Raiders, Dec 06, 2015
 1.00 vs. Oakland Raiders, Jan 03, 2016
 1.00 vs. Chicago Bears, Oct 11, 2015
 2 at Baltimore Ravens, Dec 20, 2015
 1 vs. Cleveland Browns, Dec 27, 2015
 1 at Oakland Raiders, Dec 06, 2015
 1 at Denver Broncos, Nov 15, 2015
 ...3 more at 1.

Interceptions

93 at Baltimore Ravens, Dec 20, 2015
 58 at Oakland Raiders, Dec 06, 2015
 55 vs. Denver Broncos, Sep 17, 2015
 46 vs. Cleveland Browns, Dec 27, 2015
 28 at Denver Broncos, Nov 15, 2015

2015 GAME-BY-GAME REGULAR SEASON STATISTICS (CHIEFS)

OPPONENT		TACKLES								INTERCEPTIONS					O. FUMB			ST		MISC		SCORE
		TK	S	A	SK	YDS	TFL	YDS	QBH	NO	YDS	LG	TD	PD	FF	FR	YDS	S	A	S	A	
09/13 at Texans	S	7	5	2	0.0	0.0	0	0	0	1	0	0	0	3	0	0	0	0	0	0	0	W 27-20
09/17 BRONCOS	S	5	5	0	0.0	0.0	0	0	0	1	55	55	1	4	0	0	0	0	0	0	0	L 24-31
09/28 at Packers	S	3	3	0	0.0	0.0	0	0	0	0	0	0	0	0	0	0	0	0	0	0	0	L 28-38
10/04 at Bengals	S	3	2	1	0.0	0.0	0	0	0	0	0	0	0	0	0	0	0	0	0	0	0	L 21-36
10/11 BEARS	S	7	7	0	0.0	0.0	1	1	0	0	0	0	0	1	0	0	0	0	0	0	0	L 17-18
10/18 at Vikings	S	6	6	0	0.0	0.0	0	0	0	1	0	0	0	2	0	0	0	0	0	0	0	L 10-16
10/25 STEELERS	S	4	4	0	0.0	0.0	0	0	0	0	0	0	0	0	0	0	0	0	0	0	0	W 23-13
11/01 LIONS	S	3	3	0	0.0	0.0	0	0	0	0	0	0	0	1	0	0	0	0	0	0	0	W 45-10
11/15 at Broncos	S	2	2	0	0.0	0.0	0	0	0	1	28	28	0	2	0	0	0	0	0	0	0	W 29-13
11/22 at Chargers	S	2	1	1	0.0	0.0	0	0	0	0	0	0	0	1	0	0	0	0	0	0	0	W 33-3
11/29 BILLS	S	2	2	0	0.0	0.0	0	0	0	0	0	0	0	2	0	0	0	0	0	0	0	W 30-22
12/06 at Raiders	S	6	6	0	0.0	0.0	0	0	0	1	58	58	0	2	1	0	0	0	0	0	0	W 34-20
12/13 CHARGERS	S	5	3	2	0.0	0.0	0	0	0	0	0	0	0	1	0	0	0	0	0	0	0	W 10-3
12/20 at Ravens	S	3	2	1	0.0	0.0	0	0	0	2	93	90	1	4	0	0	0	0	0	0	0	W 34-14
12/27 BROWNS	S	1	1	0	0.0	0.0	0	0	0	1	46	46	0	2	0	0	0	0	0	0	0	W 17-13
01/03 RAIDERS	S	1	1	0	0.0	0.0	1	3	0	0	0	0	0	1	0	0	0	0	0	0	0	W 23-17
2015 TOTALS	16-16	60	53	7	0	0.0	2	4	0	8	280	90t	2	26	1	0	0	0	0	0	0	11-5

2016 GAME-BY-GAME REGULAR SEASON STATISTICS (CHIEFS)

OPPONENT		TACKLES								INTERCEPTIONS					O. FUMB			ST		MISC		SCORE
		TK	S	A	SK	YDS	TFL	YDS	QBH	NO	YDS	LG	TD	PD	FF	FR	YDS	S	A	S	A	
09/11 CHARGERS	S	3	3	0	0.0	0.0	0	0	0	0	0	0	0	1	0	0	0	0	0	0	0	W 33-27+
2016 TOTALS	1-1	3	3	0	0	0.0	0	0	0	0	0	0	0	1	0	0	0	0	0	0	0	1-0

+ - Overtime

2015 GAME-BY-GAME PLAYOFF STATISTICS (CHIEFS)

2015 GAME BY GAME PERFORMING STATISTICS (CHIEFS)																							
OPPONENT		TACKLES								INTERCEPTIONS					O. FUMB			ST		MISC		SCORE	
		TK	S	A	SK	YDS	TFL	YDS	QBH	NO	YDS	LG	TD	PD	FF	FR	YDS	S	A	S	A		
01/09	at Texans	S	4	2	2	0.0	0.0	0	0	0	1	2	2	0	1	0	0	0	0	0	0	W 30-0	
01/16	at Patriots	S	5	4	1	0.0	0.0	0	0	0	0	0	0	0	2	0	0	0	0	0	0	L 20-27	
2015 TOTALS		2-2	9	6	3	0	0.0	0	0	0	1	2	2	0	3	0	0	0	0	0	0	1-1	



DONTARI POE

DEFENSIVE TACKLE



92

6-3 • 346 • Born: 08/18/90
 Memphis, Tenn. • NFL Exp: Fifth Season (5th with Chiefs)
 GP/GS (Playoffs) 63/61 (3/3)
 D1-12 • Memphis

- Fifth-year defensive tackle has started in 61 of the 63 games he has appeared in.
- Earned the club's Mack Lee Hill Award as the team's top rookie or first-year player after recording 38 tackles (28 solo), including three for loss, three QB pressures and four passes defended in 2012.
- Originally joined Kansas City as the club's first-round selection (11th overall) of the 2012 NFL Draft.
- Earned his first trip to the Pro Bowl following the 2013 season after setting a career-high with 4.5 sacks.
- Was named second-team All-Pro by the Associated Press following the 2013 season.
- Has recorded 174 tackles (137 solo), including 15 for a

loss, 11.5 sacks (-63.0 yards) and nine passes defended.

- Two-time Pro Bowl selection.
- Scored his first career rushing touchdown on a 1-yard run against San Diego in Qualcomm Stadium on 11/22/15, making him the heaviest player in NFL history to find the end zone.

Transactions:

Signed with Kansas City (7/26/12) ... Originally entered the NFL as the Chiefs first-round draft pick (11th overall) of the 2012 NFL Draft.

COLLEGE

Became the third first-round draft selection in Memphis football history ... Saw action in 35 games (30 starts) in three seasons with the Tigers, ... Started all 12 games as a junior in 2011 ... Named to The NFL Draft Report's All-America Dream Team as the scouting information service rated him as the best down lineman eligible for the 2012 NFL Draft ... Named a second-team All-Conference USA choice and was named the Tigers' Most Valuable Player and Defensive Player of the Year ... Started all 12 games at left defensive tackle as a sophomore in 2010, ... Earned All-Conference USA honorable mention accolades ... Appeared in 11 games (six starts) as a true freshman in 2009 ... Named to the Conference USA All-Freshman team ... Majored in Child and Family Studies at Memphis.

PERSONAL

- Attended Wooddale High School in Memphis, Tenn., where he was a two-star prospect who ranked 19th on the Rivals.com Tennessee Top 20 List.
- Added all-state honors from Tennessee Football Magazine and was an All-Shelby County and Class 5A All-Region VIII selection for the Cardinals in 2007, posting 63 tackles with 8.0 sacks during his junior campaign.
- Selected to participate in the first-ever Toyota East vs. West Tennessee All-Star Classic in 2007.
- Named to the 2007 MIAA 4A-5A Best of the Preps Team by the Commercial Appeal.
- Named a Best of the Preps All-Metro selection in track as a junior after capturing the shot put title for Class 3-A at the state meet with a throw of 56-3.25.
- Defended his title as a senior with a throw of 54-1.25 and also won the discus event in the state meet with a throw of 156-1 while claiming city, district and region track titles.

DONTARI POE - NFL REGULAR SEASON STATISTICS

TEAM	GPGS	TACKLES									INTERCEPTIONS					O. FUMB			ST		MISC	
		TK	S	A	TFL	YDS	SK	YDS	QBH	NO	YDS	LG	TD	PD	FF	FR	YDS	S	A	S	A	
2012 Chiefs	16 16	38	28	10	3	0	0.0	0.0	3	0	0	0	0	4	0	0	0	0	0	0	0	
2013 Chiefs	15 15	51	43	8	5	29	4.5	30.5	7	0	0	0	0	4	0	0	0	0	0	0	0	
2014 Chiefs	16 16	45	37	8	4	25	6.0	30.5	8	0	0	0	0	1	0	0	0	0	0	0	0	
2015 Chiefs	15 13	39	29	10	3	3	1.0	2.0	3	0	0	0	0	0	1	1	0	0	0	0	0	
2016 Chiefs	1 1	1	1	0	0	0	0.0	0.0	1	0	0	0	0	0	0	0	0	0	0	0	0	
NFL TOTALS	63 61	174	138	36	15	57	11.5	63.0	22	0	0	0	0	9	1	1	0	0	0.0	0	0.0	

DONTARI POE - NFL PLAYOFF STATISTICS

TEAM	GP GS		TACKLES								INTERCEPTIONS					O. FUMB			ST		MISC	
			TK	S	A	TFL	YDS	SK	YDS	QBH	NO	YDS	LG	TD	PD	FF	FR	YDS	S	A	S	A
2013 Chiefs	1	1	1	0	1	0	0	0.0	0.0	0	0	0	0	0	0	0	0	0	0	0	0	
2015 Chiefs	2	2	5	1	4	0	0	0.0	0.0	0	0	0	0	0	0	0	1	0	0	0	0	
NFL TOTALS	3	3	6	1	5	0	0	0.0	0.0	0	0	0	0	0	0	0	1	0	0.0	0	0.0	

SINGLE-GAME HIGHS

Tackles	9 at	Buffalo Bills, Nov 03, 2013
	7 at	Tennessee Titans, Oct 06, 2013
	6 vs.	Cleveland Browns, Dec 27, 2015
	6 vs.	Tennessee Titans, Sep 07, 2014
Sacks	6 at	Jacksonville Jaguars, Sep 08, 2013
	2.00 vs.	Dallas Cowboys, Sep 15, 2013
	1.50 at	Miami Dolphins, Sep 21, 2014
	1.50 at	Jacksonville Jaguars, Sep 08, 2013
	1.00 vs.	Detroit Lions, Nov 01, 2015
	1.00 vs.	San Diego Chargers, Dec 28, 2014
	...4 more at 1.00.	
Pass Defenses	1 at	Miami Dolphins, Sep 21, 2014
	1 at	Denver Broncos, Nov 17, 2013
	1 vs.	Houston Texans, Oct 20, 2013
	...6 more at 1.	
Forced Fumbles	1 vs.	Buffalo Bills, Nov 29, 2015
Fumble Recoveries	1 vs.	Buffalo Bills, Nov 29, 2015
Tackles For Loss	2.00 vs.	Dallas Cowboys, Sep 15, 2013
	1.00 at	San Diego Chargers, Nov 22, 2015
	1.00 vs.	Detroit Lions, Nov 01, 2015
	1.00 at	Cincinnati Bengals, Oct 04, 2015
	...10 more at 1.00.	

2012 GAME-BY-GAME REGULAR SEASON STATISTICS (CHIEFS)

			TACKLES							INTERCEPTIONS					O. FUMB			ST		MISC		SCORE	
			TK	S	A	SK	YDS	TFL	YDS	QBH	NO	YDS	LG	TD	PD	FF	FR	YDS	S	A	S		A
09/09	FALCONS	S	2	1	1	0.0	0.0	1	0	0	0	0	0	0	0	0	0	0	0	0	0	0	L 24-40
09/16	at Bills	S	3	2	1	0.0	0.0	0	0	0	0	0	0	0	1	0	0	0	0	0	0	0	L 17-35
09/23	at Saints	S	0	0	0	0.0	0.0	0	0	0	0	0	0	0	0	0	0	0	0	0	0	0	W 27-24+
09/30	CHARGERS	S	1	1	0	0.0	0.0	0	0	0	0	0	0	0	0	0	0	0	0	0	0	0	L 20-37
10/07	RAVENS	S	1	1	0	0.0	0.0	0	0	1	0	0	0	0	0	0	0	0	0	0	0	0	L 6-9
10/14	at Buccaneers	S	2	2	0	0.0	0.0	0	0	0	0	0	0	0	0	0	0	0	0	0	0	0	L 10-38
10/28	RAIDERS	S	4	4	0	0.0	0.0	0	0	0	0	0	0	0	0	0	0	0	0	0	0	0	L 16-26
11/01	at Chargers	S	2	0	2	0.0	0.0	0	0	0	0	0	0	0	0	0	0	0	0	0	0	0	L 13-31
11/12	at Steelers	S	1	0	1	0.0	0.0	0	0	0	0	0	0	0	0	0	0	0	0	0	0	0	L 13-16+
11/18	BENGALS	S	2	1	1	0.0	0.0	0	0	1	0	0	0	0	1	0	0	0	0	0	0	0	L 6-28
11/25	BRONCOS	S	4	3	1	0.0	0.0	1	0	0	0	0	0	0	1	0	0	0	0	0	0	0	L 9-17
12/02	PANTHERS	S	1	1	0	0.0	0.0	0	0	1	0	0	0	0	0	0	0	0	0	0	0	0	W 27-21
12/09	at Browns	S	4	3	1	0.0	0.0	0	0	0	0	0	0	0	0	0	0	0	0	0	0	0	L 7-30
12/16	at Raiders	S	5	4	1	0.0	0.0	0	0	0	0	0	0	0	0	0	0	0	0	0	0	0	L 0-15
12/23	COLTS	S	3	3	0	0.0	0.0	1	0	0	0	0	0	0	1	0	0	0	0	0	0	0	L 13-20
12/30	at Broncos	S	3	2	1	0.0	0.0	0	0	0	0	0	0	0	0	0	0	0	0	0	0	0	L 3-38
2012 TOTALS			16-16	38	28	10	0	0.0	3	0	3	0	0	0	4	0	0	0	0	0	0	0	2-14

+ - Overtime

2013 GAME-BY-GAME REGULAR SEASON STATISTICS (CHIEFS)

OPPONENT		TACKLES							INTERCEPTIONS					O. FUMB			ST		MISC			SCORE
		TK	S	A	SK	YDS	TFL	YDS	QBH	NO	YDS	LG	TD	PD	FF	FR	YDS	S	A	S	A	
09/08 at Jaguars	S	6	5	1	1.5	9.5	1	7	2	0	0	0	0	1	0	0	0	0	0	0	0	W 28-2
09/15 COWBOYS	S	4	4	0	2.0	14.0	2	14	2	0	0	0	0	0	0	0	0	0	0	0	0	W 17-16
09/19 at Eagles	S	0	0	0	0.0	0.0	0	0	0	0	0	0	0	1	0	0	0	0	0	0	0	W 26-16
09/29 GIANTS	S	2	2	0	0.0	0.0	0	0	0	0	0	0	0	0	0	0	0	0	0	0	0	W 31-7
10/06 at Titans	S	7	6	1	1.0	7.0	1	7	1	0	0	0	0	0	0	0	0	0	0	0	0	W 26-17
10/13 RAIDERS	S	2	2	0	0.0	0.0	1	1	0	0	0	0	0	0	0	0	0	0	0	0	0	W 24-7
10/20 TEXANS	S	4	3	1	0.0	0.0	0	0	0	0	0	0	0	1	0	0	0	0	0	0	0	W 17-16
10/27 BROWNS	S	2	2	0	0.0	0.0	0	0	0	0	0	0	0	0	0	0	0	0	0	0	0	W 23-17
11/03 at Bills	S	9	5	4	0.0	0.0	0	0	0	0	0	0	0	0	0	0	0	0	0	0	0	W 23-13
11/17 at Broncos	S	3	3	0	0.0	0.0	0	0	0	0	0	0	0	1	0	0	0	0	0	0	0	L 17-27
11/24 CHARGERS	S	2	2	0	0.0	0.0	0	0	0	0	0	0	0	0	0	0	0	0	0	0	0	L 38-41
12/01 BRONCOS	S	3	3	0	0.0	0.0	0	0	0	0	0	0	0	0	0	0	0	0	0	0	0	L 28-35
12/08 at Redskins	S	3	3	0	0.0	0.0	0	0	0	0	0	0	0	0	0	0	0	0	0	0	0	W 45-10
12/15 at Raiders	S	0	0	0	0.0	0.0	0	0	0	0	0	0	0	0	0	0	0	0	0	0	0	W 56-31
12/22 COLTS	S	4	3	1	0.0	0.0	0	0	2	0	0	0	0	0	0	0	0	0	0	0	0	L 7-23
12/29 at Chargers										INACTIVE												L 24-27+
2013 TOTALS	15-15	51	43	8	4.5	30.5	5	29	7	0	0	0	0	4	0	0	0	0	0	0	0	11-5

2014 GAME-BY-GAME REGULAR SEASON STATISTICS (CHIEFS)

OPPONENT		TACKLES							INTERCEPTIONS					O. FUMB			ST		MISC			SCORE
		TK	S	A	SK	YDS	TFL	YDS	QBH	NO	YDS	LG	TD	PD	FF	FR	YDS	S	A	S	A	
09/07 TITANS	S	6	5	1	0.0	0.0	0	0	0	0	0	0	0	0	0	0	0	0	0	0	0	L 10-26
09/14 at Broncos	S	1	1	0	0.0	0.0	0	0	0	0	0	0	0	0	0	0	0	0	0	0	0	L 17-24
09/21 at Dolphins	S	3	2	1	1.5	4.5	1	3	2	0	0	0	0	1	0	0	0	0	0	0	0	W 34-15
09/29 PATRIOTS	S	1	1	0	0.0	0.0	0	0	0	0	0	0	0	0	0	0	0	0	0	0	0	W 41-14
10/05 at 49ers	S	3	2	1	0.5	4.0	0	0	1	0	0	0	0	0	0	0	0	0	0	0	0	L 17-22
10/19 at Chargers	S	1	1	0	0.0	0.0	0	0	0	0	0	0	0	0	0	0	0	0	0	0	0	W 23-20
10/26 RAMS	S	4	4	0	0.0	0.0	0	0	0	0	0	0	0	0	0	0	0	0	0	0	0	W 34-7
11/02 JETS	S	4	4	0	1.0	0.0	0	0	1	0	0	0	0	0	0	0	0	0	0	0	0	W 24-10
11/09 at Bills	S	4	3	1	1.0	6.0	1	6	1	0	0	0	0	0	0	0	0	0	0	0	0	W 17-13
11/16 SEAHAWKS	S	3	2	1	1.0	8.0	1	8	2	0	0	0	0	0	0	0	0	0	0	0	0	W 24-20
11/20 at Raiders	S	2	2	0	0.0	0.0	0	0	0	0	0	0	0	0	0	0	0	0	0	0	0	L 20-24
11/30 BRONCOS	S	3	3	0	0.0	0.0	0	0	0	0	0	0	0	0	0	0	0	0	0	0	0	L 16-29
12/07 at Cardinals	S	3	3	0	0.0	0.0	0	0	0	0	0	0	0	0	0	0	0	0	0	0	0	L 14-17
12/14 RAIDERS	S	1	1	0	0.0	0.0	0	0	0	0	0	0	0	0	0	0	0	0	0	0	0	W 31-13
12/21 at Steelers	S	3	1	2	0.0	0.0	0	0	0	0	0	0	0	0	0	0	0	0	0	0	0	L 12-20
12/28 CHARGERS	S	3	2	1	1.0	8.0	1	8	1	0	0	0	0	0	0	0	0	0	0	0	0	W 19-7
2014 TOTALS	16-16	45	37	8	6	30.5	4	25	8	0	0	0	0	1	0	0	0	0	0	0	0	9-7

2015 GAME-BY-GAME REGULAR SEASON STATISTICS (CHIEFS)

OPPONENT		TACKLES							INTERCEPTIONS					O. FUMB			ST		MISC			SCORE
		TK	S	A	SK	YDS	TFL	YDS	QBH	NO	YDS	LG	TD	PD	FF	FR	YDS	S	A	S	A	
09/13 at Texans	P	2	1	1	0.0	0.0	0	0	0	0	0	0	0	0	0	0	0	0	0	0	0	W 27-20
09/17 BRONCOS	P	0	0	0	0.0	0.0	0	0	0	0	0	0	0	0	0	0	0	0	0	0	0	L 24-31
09/28 at Packers	S	3	3	0	0.0	0.0	0	0	0	0	0	0	0	0	0	0	0	0	0	0	0	L 28-38
10/04 at Bengals	S	4	2	2	0.0	0.0	1	1	0	0	0	0	0	0	0	0	0	0	0	0	0	L 21-36
10/11 BEARS	S	4	2	2	0.0	0.0	0	0	0	0	0	0	0	0	0	0	0	0	0	0	0	L 17-18
10/18 at Vikings										INACTIVE												L 10-16
10/25 STEELERS	S	2	1	1	0.0	0.0	0	0	0	0	0	0	0	0	0	0	0	0	0	0	0	W 23-13
11/01 LIONS	S	3	3	0	1.0	2.0	1	2	1	0	0	0	0	0	0	0	0	0	0	0	0	W 45-10
11/15 at Broncos	S	2	1	1	0.0	0.0	0	0	0	0	0	0	0	0	0	0	0	0	0	0	0	W 29-13
11/22 at Chargers	S	4	3	1	0.0	0.0	1	0	0	0	0	0	0	0	0	0	0	0	0	0	0	W 33-3
11/29 BILLS	S	2	2	0	0.0	0.0	0	0	0	0	0	0	0	0	1	1	0	0	0	0	0	W 30-22
12/06 at Raiders	S	2	2	0	0.0	0.0	0	0	0	0	0	0	0	0	0	0	0	0	0	0	0	W 34-20
12/13 CHARGERS	S	2	2	0	0.0	0.0	0	0	2	0	0	0	0	0	0	0	0	0	0	0	0	W 10-3
12/20 at Ravens	S	2	1	1	0.0	0.0	0	0	0	0	0	0	0	0	0	0	0	0	0	0	0	W 34-14
12/27 BROWNS	S	6	5	1	0.0	0.0	0	0	0	0	0	0	0	0	0	0	0	0	0	0	0	W 17-13
01/03 RAIDERS	S	1	1	0	0.0	0.0	0	0	0	0	0	0	0	0	0	0	0	0	0	0	0	W 23-17
2015 TOTALS	15-13	39	29	10	1	2.0	3	3	3	0	0	0	0	0	1	1	0	0	0	0	0	11-5

2016 GAME-BY-GAME REGULAR SEASON STATISTICS (CHIEFS)

OPPONENT		TACKLES							INTERCEPTIONS					O. FUMB			ST		MISC			SCORE
		TK	S	A	SK	YDS	TFL	YDS	QBH	NO	YDS	LG	TD	PD	FF	FR	YDS	S	A	S	A	
09/11 CHARGERS	S	1	1	0	0.0	0.0	0	0	1	0	0	0	0	0	0	0	0	0	0	0	0	W 33-27+
2016 TOTALS	1-1	1	1	0	0	0.0	0	0	1	0	0	0	0	0	0	0	0	0	0	0	0	1-0

+ - Overtime

2013 GAME-BY-GAME PLAYOFF STATISTICS (CHIEFS)

OPPONENT		TACKLES							INTERCEPTIONS					O. FUMB			ST		MISC			SCORE
		TK	S	A	SK	YDS	TFL	YDS	QBH	NO	YDS	LG	TD	PD	FF	FR	YDS	S	A	S	A	
01/04 at Colts	S	1	0	1	0.0	0.0	0	0	0	0	0	0	0	0	0	0	0	0	0	0	0	L 44-45
2013 TOTALS	1-1	1	0	1	0	0.0	0	0	0	0	0	0	0	0	0	0	0	0	0	0	0	0-1

2015 GAME-BY-GAME PLAYOFF STATISTICS (CHIEFS)

OPPONENT		TACKLES							INTERCEPTIONS					O. FUMB			ST		MISC			SCORE
		TK	S	A	SK	YDS	TFL	YDS	QBH	NO	YDS	LG	TD	PD	FF	FR	YDS	S	A	S	A	
01/09 at Texans	S	5	1	4	0.0	0.0	0	0	0	0	0	0	0	0	0	1	0	0	0	0	0	W 30-0
01/16 at Patriots	S	0	0	0	0.0	0.0	0	0	0	0	0	0	0	0	0	0	0	0	0	0	0	L 20-27
2015 TOTALS	2-2	5	1	4	0	0.0	0	0	0	0	0	0	0	0	0	1	0	0	0	0	0	1-1



JARROD PUGHSLEY
OFFENSIVE LINEMAN



6-4 • 310 • Born: 12/18/90
Lima, Ohio • NFL Exp: Third Season (3rd with Chiefs)
GP/GS (Playoffs) 2/0 (1/0)
FA-16 • Akron

• First-year offensive lineman is in his second NFL season with the Chiefs in 2016.

• Spent the 2014 off season with the Cowboys.

Transactions:

Signed to the Chiefs practice squad (9/4/16) ... Released by Kansas City (9/3/16) ... Added to Chiefs active roster (12/8/15) ... Signed to Kansas City's practice squad (9/8/15) ... Released by Kansas City (9/5/15) ... Signed by Kansas City (12/30/14) ... Added to Kansas City's practice squad (12/26/15) ... Removed from Kansas City's practice squad (12/20/14) ... Added to Kansas City's practice

squad (12/13/14) ... Removed from Kansas City's practice squad (12/6/14) ... Added to Kansas City's practice squad (11/29/14) ... Removed from Kansas City's practice squad (11/26/14) ... Added to Kansas City's practice squad (11/19/14) ... Removed from Kansas City's practice squad (11/15/14) ... Added to Kansas City's practice squad (11/10/14) ... Removed from Kansas City's practice squad (11/5/14) ... Added to Kansas City's practice squad (10/21/14) ... Waived by the Cowboys (7/23/14) ... Originally entered the NFL as a college free agent with Dallas (5/12/14).

COLLEGE

Appeared in 35 games for the Zips on the offensive line (23 starts) ... One of two Akron offensive selections to the 2013 All-MAC team ... Anchored an offensive line that allowed just 2.25 sacks per game and helped Akron rank sixth in the MAC in passing offense (219.4 ypg) ... Originally joined the Zips as a walk on in 2009 before earning a scholarship spot in 2011.

PERSONAL

• Second-team All-Northwest District offensive lineman as a junior and first team as a senior.

JARROD PUGHSLEY - NFL REGULAR SEASON STATISTICS

TEAM	GP	GS
2014 Chiefs	0	0
2015 Chiefs	2	0
2016 Chiefs	0	0
NFL TOTALS	2	0

JARROD PUGHSLEY - NFL PLAYOFF STATISTICS

TEAM	GP	GS
2015 Chiefs	1	0
NFL TOTALS	1	0

2014 GAME-BY-GAME REGULAR SEASON STATISTICS (CHIEFS)

OPPONENT	P/S	W/L	SCORE
09/07 TITANS	NOT ON ROSTER	L	10-26
09/14 at Broncos	NOT ON ROSTER	L	17-24
09/21 at Dolphins	NOT ON ROSTER	W	34-15
09/29 PATRIOTS	NOT ON ROSTER	W	41-14
10/05 at 49ers	NOT ON ROSTER	L	17-22
10/19 at Chargers	NOT ON ROSTER	W	23-20
10/26 RAMS	PRACTICE SQUAD	W	34-7
11/02 JETS	PRACTICE SQUAD	W	24-10
11/09 at Bills	NOT ON ROSTER	W	17-13
11/16 SEAHAWKS	NOT ON ROSTER	W	24-20
11/20 at Raiders	PRACTICE SQUAD	L	20-24
11/30 BRONCOS	PRACTICE SQUAD	L	16-29
12/07 at Cardinals	PRACTICE SQUAD	L	14-17
12/14 RAIDERS	PRACTICE SQUAD	W	31-13
12/21 at Steelers	NOT ON ROSTER	L	12-20
12/28 CHARGERS	PRACTICE SQUAD	W	19-7
2014 TOTALS	0-0	9-7	

2015 GAME-BY-GAME REGULAR SEASON STATISTICS (CHIEFS)

OPPONENT	P/S	W/L	SCORE
09/13 at Texans	PRACTICE SQUAD	W	27-20
09/17 BRONCOS	PRACTICE SQUAD	L	24-31
09/28 at Packers	PRACTICE SQUAD	L	28-38
10/04 at Bengals	PRACTICE SQUAD	L	21-36
10/11 BEARS	PRACTICE SQUAD	L	17-18
10/18 at Vikings	PRACTICE SQUAD	L	10-16
10/25 STEELERS	PRACTICE SQUAD	W	23-13
11/01 LIONS	PRACTICE SQUAD	W	45-10
11/15 at Broncos	PRACTICE SQUAD	W	29-13
11/22 at Chargers	PRACTICE SQUAD	W	33-3
11/29 BILLS	PRACTICE SQUAD	W	30-22
12/06 at Raiders	PRACTICE SQUAD	W	34-20
12/13 CHARGERS	DID NOT PLAY	W	10-3
12/20 at Ravens P		W	34-14
12/27 BROWNS	DID NOT PLAY	W	17-13
01/03 RAIDERS P		W	23-17
2015 TOTALS	2-0	11-5	

2016 GAME-BY-GAME REGULAR SEASON STATISTICS (CHIEFS)

OPPONENT	P/S	W/L	SCORE
09/11 CHARGERS	PRACTICE SQUAD	W	33-27+
2016 TOTALS	0-0	1-0	

2015 GAME-BY-GAME PLAYOFF STATISTICS (CHIEFS)

OPPONENT	P/S		W/L	SCORE
01/09 at Texans		INACTIVE	W	30-0
01/16 at Patriots	P		L	20-27
2015 TOTALS	1-0		1-1	




5-10 • 215 • Born: 04/17/93
 Birmingham, Ala. • NFL Exp: Third Season (2nd with Chiefs)
 GP/GS (Playoffs) 6/1 (0/0)
 FA-16 • UAB

• Second-year running back enters his second season with the Chiefs in 2016 after spending part of the 2015 season on the Chiefs practice squad.

• Spent the 2014 season with the Carolina Panthers and played in six games (one start).

Transactions:

Signed to the Chiefs practice squad (9/4/16) ... Released by Kansas City (9/3/16) ... Signed by Kansas City

(1/18/16) ... Signed to the Chiefs practice squad (10/13/15) ... Released by Kansas City (9/5/15) ... Signed with Kansas City (8/2/15) ... Released by Carolina (7/28/15) ... Signed by Carolina (1/13/15) ... Signed to the Panthers practice squad (10/30/14) ... Released by Carolina (10/28/14) ... Signed to the Panthers active roster (9/20/14) ... Signed by to Carolina's practice squad (8/31/14) ... Released by Carolina (8/30/15) ... Originally entered the NFL as as undrafted free agent with the Carolina Panthers (5/12/15).

COLLEGE

Entered the NFL following his junior season at the University of Alabama -Birmingham where he finished second in school history with 30 total touchdowns and 2,337 rushing yards ... As a junior, he led his team in rushing with 928 yards and 12 touchdowns.

PERSONAL

- First-team All-Conference USA selection in 2012, honorable mention in 2013
- Majored in liberal arts
- Attended Clay-Chalkville High School
- Father, Darrin, lettered at UAB in 1991

DARRIN REAVES - NFL REGULAR SEASON STATISTICS

TEAM	GP	GS	RUSHING					RECEIVING				
			NO.	YDS.	AVG.	LG	TD	NO.	YDS	AVG	LG	TD
2014 Panthers	6	1	31	78	2.5	9	0	5	31	6.2	16	0
2015 Chiefs	0	0	0	0	0.0	0	0	0	0	0.0	0	0
2016* Chiefs	0	0	0	0	0.0	0	0	0	0	0.0	0	0
NFL TOTALS	6	1	31	78	2.5	9	0	5	31	6.2	16	0

DARRIN REAVES - NFL REGULAR SEASON RETURN STATISTICS

TEAM	KICKOFF RETURNS					PUNT RETURNS					
	RET.	YDS.	AVG.	LG	TD	NO.	FC	YDS	AVG	LG	TD
2014 Panthers	0	0	0.0	0	0	0	0	0	0.0	0	0
2015 Chiefs	0	0	0.0	0	0	0	0	0	0.0	0	0
2016 Chiefs	0	0	0.0	0	0	0	0	0	0.0	0	0
NFL TOTALS	0	0	0.0	0	0	0	0	0	0.0	0	0

SINGLE-GAME HIGHS

Rush Attempts	12	at	Baltimore Ravens, Sep 28, 2014
	10	vs.	Chicago Bears, Oct 05, 2014
	8	at	Cincinnati Bengals, Oct 12, 2014
	1	vs.	Seattle Seahawks, Oct 26, 2014
Rushing Yards	36	vs.	Chicago Bears, Oct 05, 2014
	26	at	Baltimore Ravens, Sep 28, 2014
	15	at	Cincinnati Bengals, Oct 12, 2014
	1	vs.	Seattle Seahawks, Oct 26, 2014
Longest Runs	9	at	Cincinnati Bengals, Oct 12, 2014
	9	vs.	Chicago Bears, Oct 05, 2014
	9	vs.	Chicago Bears, Oct 05, 2014
	5	at	Cincinnati Bengals, Oct 12, 2014
	...1 more at 5.		
Receptions	3	at	Baltimore Ravens, Sep 28, 2014
	1	at	Cincinnati Bengals, Oct 12, 2014
	1	vs.	Chicago Bears, Oct 05, 2014
Receiving Yards	16	vs.	Chicago Bears, Oct 05, 2014
	11	at	Baltimore Ravens, Sep 28, 2014
	4	at	Cincinnati Bengals, Oct 12, 2014
Longest Receptions	16	vs.	Chicago Bears, Oct 05, 2014
	10	at	Baltimore Ravens, Sep 28, 2014
	4	at	Cincinnati Bengals, Oct 12, 2014
	1	at	Baltimore Ravens, Sep 28, 2014
All-purpose yards	52	vs.	Chicago Bears, Oct 05, 2014
	37	at	Baltimore Ravens, Sep 28, 2014
	19	at	Cincinnati Bengals, Oct 12, 2014
	1	vs.	Seattle Seahawks, Oct 26, 2014

2014 GAME-BY-GAME REGULAR SEASON STATISTICS (PANTHERS)

OPPONENT	P/S	RECEIVING				RUSHING				W/L	SCORE
		NO	YDS	LG	TD	ATT	YDS	LG	TD		
09/07 at Buccaneers		PRACTICE SQUAD								W	20-14
09/14 LIONS		PRACTICE SQUAD								W	24-7
09/21 STEELERS	P	0	0	0	0	0	0	0	0	L	19-37
09/28 at Ravens	P	3	11	10	0	12	26	5	0	L	10-38
10/05 BEARS	S	1	16	16	0	10	36	9	0	W	31-24
10/12 at Bengals	P	1	4	4	0	8	15	9	0	L	37-37+
10/19 at Packers	P	0	0	0	0	0	0	0	0	L	17-38
10/26 SEAHAWKS	P	0	0	0	0	1	1	1	0	L	9-13
10/30 SAINTS		PRACTICE SQUAD								L	10-28
11/10 at Eagles		PRACTICE SQUAD								L	21-45
11/16 FALCONS		PRACTICE SQUAD								L	17-19
11/30 at Vikings		PRACTICE SQUAD								L	13-31
12/07 at Saints		PRACTICE SQUAD								W	41-10
12/14 BUCCANEERS		PRACTICE SQUAD								W	19-17
12/21 BROWNS		PRACTICE SQUAD								W	17-13
12/28 at Falcons		PRACTICE SQUAD								W	34-3
2014 TOTALS	6-1	5	31	16	0	31	78	9	0	7-9	

+ - Overtime

2015 GAME-BY-GAME REGULAR SEASON STATISTICS (CHIEFS)

	OPPONENT	P/S	RECEIVING				RUSHING				W/L	SCORE
			NO	YDS	LG	TD	ATT	YDS	LG	TD		
09/13	at Texans					NOT ON ROSTER					W	27-20
09/17	BRONCOS					NOT ON ROSTER					L	24-31
09/28	at Packers					NOT ON ROSTER					L	28-38
10/04	at Bengals					NOT ON ROSTER					L	21-36
10/11	BEARS					NOT ON ROSTER					L	17-18
10/18	at Vikings					PRACTICE SQUAD					L	10-16
10/25	STEELERS					PRACTICE SQUAD					W	23-13
11/01	LIONS					PRACTICE SQUAD					W	45-10
11/15	at Broncos					PRACTICE SQUAD					W	29-13
11/22	at Chargers					PRACTICE SQUAD					W	33-3
11/29	BILLS					PRACTICE SQUAD					W	30-22
12/06	at Raiders					PRACTICE SQUAD					W	34-20
12/13	CHARGERS					PRACTICE SQUAD					W	10-3
12/20	at Ravens					PRACTICE SQUAD					W	34-14
12/27	BROWNS					PRACTICE SQUAD					W	17-13
01/03	RAIDERS					PRACTICE SQUAD					W	23-17
2015 TOTALS		0-0	0	0	0	0	0	0	0	0	11-5	

2016 GAME-BY-GAME REGULAR SEASON STATISTICS (CHIEFS)

	OPPONENT	P/S	RECEIVING				RUSHING				W/L	SCORE
			NO	YDS	LG	TD	ATT	YDS	LG	TD		
09/11	CHARGERS					PRACTICE SQUAD					W	33-27+
2016 TOTALS		0-0	0	0	0	0	0	0	0	0	1-0	



**JAH
REID**
TACKLE



75

6-7 • 325 • Born: 07/21/88
Haines City, Fla. • NFL Exp: Sixth Season (2nd with Chiefs)
GP/GS (Playoffs) 49/17 (4/1)
FA-15 • Central Florida

- Offensive Lineman enters his sixth year in the NFL signed as a free agent by the Chiefs on September 7, 2015.

- Played in 39 games (seven starts) in four seasons with the Ravens (2011-14).

- In 2013, he saw action in 10 games on special teams and in the "jumbo" package on offense

- Helped the Ravens to score the most points (398) in franchise history and post the second-most total yards (5,640) in team history during the 2012 season

- In 2012, he helped two backs rush for 100 yards in the same game for the second time in team history, when the Ravens played at Dallas.

- In his first career-start, he protected Joe Flacco, allowing him to throw for 164 yards in a 13-10 victory over Pittsburgh in the 2012 season.

- In his rookie season, he helped paved the way for Ray Rice to score a franchise-record 15 total TDs and rush for a career high 1,364 yards.

- Played in both playoff games in 2011.

Transactions:

Re-signed with Kansas City (12/17/15) ... Signed by Kansas City as a free agent (9/7/15) ... Released by Baltimore (9/5/15) ... Re-signed with Baltimore (4/9/15) ... Declared a free agent (3/10/15) ... Originally entered the NFL as a third-round pick (85th overall) by the Baltimore Ravens in the 2011 NFL Draft.

COLLEGE

Saw action in 53 games, including 33 starts at right tackle at Central Florida ... Led UCF to a Conference USA championship and a No. 21 national ranking as a senior in 2010 ... Helped the offense tally 5,236 total yards in his final season with the Knights ... Earned first-team All-Conference USA Eastern division honors as a junior when he helped pave the way for an offense that put up 4,431 total yards ... Named to the All-Conference USA Freshman Team after appearing in all 14 games and leading the way for the 2007 Conference USA championship team ... Redshirted in 2006 when he served as a tackle on the offensive scout team.

PERSONAL

- Majored in interpersonal organization communication at UCF
- Played at Haines City High School, where he lettered twice and was named first-team All-Polk County and second-team all-state
- Attended a Police Athletic League coat distribution for homeless men in Baltimore in 2011 and contributed to multiple community outreach events during his time with the Ravens

JAH REID - NFL REGULAR SEASON STATISTICS

TEAM	GP	GS
2011 Ravens	16	0
2012 Ravens	9	7
2013 Ravens	10	0
2014 Ravens	4	0
2015 Chiefs	10	10
2016 Chiefs	0	0
NFL TOTALS	49	17

JAH REID - NFL PLAYOFF STATISTICS

TEAM	GP	GS
2011 Ravens	2	0
2012 Ravens	0	0
2015 Chiefs	2	1
NFL TOTALS	4	1

2011 GAME-BY-GAME REGULAR SEASON STATISTICS (RAVENS)

OPPONENT	P/S	W/L	SCORE
09/11 STEELERS	P	W	35-7
09/18 at Titans	P	L	13-26
09/25 at Rams	P	W	37-7
10/02 JETS	P	W	34-17
10/16 TEXANS	P	W	29-14
10/24 at Jaguars	P	L	7-12
10/30 CARDINALS	P	W	30-27
11/06 at Steelers	P	W	23-20
11/13 at Seahawks	P	L	17-22
11/20 BENGALS	P	W	31-24
11/24 49ERS	P	W	16-6
12/04 at Browns	P	W	24-10
12/11 COLTS	P	W	24-10
12/18 at Chargers	P	L	14-34
12/24 BROWNS	P	W	20-14
01/01 at Bengals	P	W	24-16
2011 TOTALS	16-0	12-4	

2012 GAME-BY-GAME REGULAR SEASON STATISTICS (RAVENS)

OPPONENT	P/S	W/L	SCORE
09/10 BENGALS		W	44-13
09/16 at Eagles		L	23-24
09/23 PATRIOTS		W	31-30
09/27 BROWNS		W	23-16
10/07 at Chiefs		W	9-6
10/14 COWBOYS		W	31-29
10/21 at Texans		L	13-43
11/04 at Browns	P	W	25-15
11/11 RAIDERS	P	W	55-20
11/18 at Steelers	S	W	13-10
11/25 at Chargers	S	W	16-13+
12/02 STEELERS	S	L	20-23
12/09 at Redskins	S	L	28-31+
12/16 BRONCOS	S	L	17-34
12/23 GIANTS	S	W	33-14
12/30 at Bengals	S	L	17-23
2012 TOTALS	9-7	10-6	

+ - Overtime

2013 GAME-BY-GAME REGULAR SEASON STATISTICS (RAVENS)

OPPONENT	P/S		W/L	SCORE
09/05 at Broncos		INACTIVE	L	27-49
09/15 BROWNS		INACTIVE	W	14-6
09/22 TEXANS	P		W	30-9
09/29 at Bills		INACTIVE	L	20-23
10/06 at Dolphins		INACTIVE	W	26-23
10/13 PACKERS		INACTIVE	L	17-19
10/20 at Steelers		INACTIVE	L	16-19
11/03 at Browns	P		L	18-24
11/10 BENGALS	P		W	20-17+
11/17 at Bears	P		L	20-23+
11/24 JETS	P		W	19-3
11/28 STEELERS	P		W	22-20
12/08 VIKINGS	P		W	29-26
12/16 at Lions	P		W	18-16
12/22 PATRIOTS	P		L	7-41
12/29 at Bengals	P		L	17-34
2013 TOTALS	10-0		8-8	

+ - Overtime

2014 GAME-BY-GAME REGULAR SEASON STATISTICS (RAVENS)

OPPONENT	P/S		W/L	SCORE
09/07 BENGALS		INACTIVE	L	16-23
09/11 STEELERS		INACTIVE	W	26-6
09/21 at Browns		INACTIVE	W	23-21
09/28 PANTHERS	P		W	38-10
10/05 at Colts	P		L	13-20
10/12 at Buccaneers	P		W	48-17
10/19 FALCONS	P		W	29-7
10/26 at Bengals		INACTIVE	L	24-27
11/02 at Steelers		INACTIVE	L	23-43
11/09 TITANS		INACTIVE	W	21-7
11/24 at Saints		INACTIVE	W	34-27
11/30 CHARGERS		INACTIVE	L	33-34
12/07 at Dolphins		INACTIVE	W	28-13
12/14 JAGUARS		INJURED RESERVE	W	20-12
12/21 at Texans		INJURED RESERVE	L	13-25
12/28 BROWNS		INJURED RESERVE	W	20-10
2014 TOTALS	4-0		10-6	

2015 GAME-BY-GAME REGULAR SEASON STATISTICS (CHIEFS)

OPPONENT	P/S		W/L	SCORE
09/13 at Texans	S		W	27-20
09/17 BRONCOS	S		L	24-31
09/28 at Packers		INACTIVE	L	28-38
10/04 at Bengals		INACTIVE	L	21-36
10/11 BEARS		INACTIVE	L	17-18
10/18 at Vikings		INACTIVE	L	10-16
10/25 STEELERS		INACTIVE	W	23-13
11/01 LIONS	S		W	45-10
11/15 at Broncos	S		W	29-13
11/22 at Chargers	S		W	33-3
11/29 BILLS	S		W	30-22
12/06 at Raiders	S		W	34-20
12/13 CHARGERS	S		W	10-3
12/20 at Ravens	S		W	34-14
12/27 BROWNS	S		W	17-13
01/03 RAIDERS		INACTIVE	W	23-17
2015 TOTALS	10-10		11-5	

2016 GAME-BY-GAME REGULAR SEASON STATISTICS (CHIEFS)

OPPONENT	P/S		W/L	SCORE
09/11 CHARGERS		DID NOT PLAY	W	33-27+
2016 TOTALS	0-0		1-0	

2011 GAME-BY-GAME PLAYOFF STATISTICS (RAVENS)

OPPONENT	P/S		W/L	SCORE
01/15 TEXANS	P		W	20-13
01/22 at Patriots	P		L	20-23
2011 TOTALS	2-0		1-1	

2012 GAME-BY-GAME PLAYOFF STATISTICS (RAVENS)

OPPONENT	P/S		W/L	SCORE
01/06 COLTS		INACTIVE	W	24-9
01/12 at Broncos		INJURED RESERVE	W	38-35+
01/20 at Patriots		INJURED RESERVE	W	28-13
02/03 at 49ers		INJURED RESERVE	W	34-31
2012 TOTALS	0-0		4-0	

2015 GAME-BY-GAME PLAYOFF STATISTICS (CHIEFS)

OPPONENT	P/S		W/L	SCORE
01/09 at Texans	P		W	30-0
01/16 at Patriots	S		L	20-27
2015 TOTALS	2-1		1-1	



DEMARCUS ROBINSON

WIDE RECEIVER



14

6-1 • 203 • Born: 09/21/94
Fort Valley, Ga. • NFL Exp: R (R on Chiefs)
GP/GS (Playoffs) 1/0 (0/0)
D4c-16 • Florida

• Rookie wide receiver joins the Chiefs as the club's fourth-round pick (126th overall) of the 2016 NFL Draft.

Originally entered the NFL as the fourth round (126th overall) pick of the Chiefs in the 2016 NFL Draft.

Transactions:

COLLEGE

Appeared in 33 games (20 starts), catching 106 passes for 1,355 yards (12.8 avg.) and nine TDs.

PERSONAL

- Attended Peach County High School in Fort Valley, Ga.
- Named the 2012 Class AAA All-State Team.
- Played in the U.S. Army All-American Bowl.
- Had more 1,000 yards receiving on 53 receptions as a senior.
- Scored 15 TDs as a senior in high school.

DEMARCUS ROBINSON - NFL REGULAR SEASON STATISTICS

TEAM	GP	GS	RUSHING					RECEIVING				
			NO.	YDS.	AVG.	LG	TD	NO.	YDS	AVG	LG	TD
2016* Chiefs	1	0	0	0	0.0	0	0	0	0	0.0	0	0
NFL TOTALS	1	0	0	0	0.0	0	0	0	0	0.0	0	0

DEMARCUS ROBINSON - NFL REGULAR SEASON RETURN STATISTICS

TEAM	KICKOFF RETURNS					PUNT RETURNS					
	RET.	YDS.	AVG.	LG	TD	NO.	FC	YDS	AVG	LG	TD
2016 Chiefs	0	0	0.0	0	0	0	0	0	0.0	0	0
NFL TOTALS	0	0	0.0	0	0	0	0	0	0.0	0	0

2016 GAME-BY-GAME REGULAR SEASON STATISTICS (CHIEFS)

OPPONENT	P/S	RECEIVING				RUSHING				W/L	SCORE
		NO	YDS	LG	TD	ATT	YDS	LG	TD		
09/11 CHARGERS	P	0	0	0	0	0	0	0	0	W	33-27+
2016 TOTALS	1-0	0	0	0	0	0	0	0	0	1-0	

+ - Overtime



KEIVARAE RUSSELL CORNERBACK



26

5-11 • 192 • Born: 10/19/93
Everett, Wash. • NFL Exp: First Season (1st with Chiefs)
GP/GS (Playoffs) 0/0 (0/0)
D3-16 • Notre Dame

- Rookie cornerback joins the Chiefs as the club's third-round pick (74th overall) of the 2016 NFL Draft.

Transactions:

Originally entered the NFL as the third round (74th overall) pick of the Chiefs in the 2016 NFL Draft.

COLLEGE

Started in all 37 games played ... Totaled 169 tackles (125 solo), including 7.0 tackles for loss, five interceptipons, two forced fumbles and 2.0 sacks ... Tallied six passes defended.

PERSONAL

- Attended Mariner High School in Everett, Wash.
- Voted first-team Washington Class 4A all-state running back in 2011 by Associated Press.
- As a senior, gained 1,293 rushing yards on 177 attempts with 14 TDs.
- Selected for U.S. Army All-American Bowl in San Antonio.
- Majored in management consulting at Notre Dame.

KEIVARAE RUSSELL - NFL REGULAR SEASON STATISTICS

TEAM	GP	GS	TACKLES							INTERCEPTIONS					O. FUMB			ST		MISC		
			TK	S	A	TFL	YDS	SK	YDS	QBH	NO	YDS	LG	TD	PD	FF	FR	YDS	S	A	S	A
2016 Chiefs	0	0	0	0	0	0	0	0.0	0.0	0	0	0	0	0	0	0	0	0	0	0	0	0
NFL TOTALS	0	0	0	0	0	0	0	0.0	0.0	0	0	0	0	0	0	0	0	0	0	0.0	0	0.0

2016 GAME-BY-GAME REGULAR SEASON STATISTICS (CHIEFS)

OPPONENT	TACKLES							INTERCEPTIONS					O. FUMB			ST		MISC			SCORE
	TK	S	A	SK	YDS	TFL	YDS	QBH	NO	YDS	LG	TD	PD	FF	FR	YDS	S	A	S	A	
09/11 CHARGERS	INACTIVE																				W 33-27+
2016 TOTALS	0-0	0	0	0	0	0.0	0	0	0	0	0	0	0	0	0	0	0	0	0	0	1-0



CAIRO SANTOS KICKER



5

5-8 • 160 • Born: 11/21/91
St. Augustine, Fla. • NFL Exp: Third Season (3rd with Chiefs)
GP/GS (Playoffs) 33/0 (2/0)
CFA-14 • Tulane

- Third-year kicker enters his third NFL season with Kansas City in 2016 after being signed by the club as a college free agent on May 19, 2014.
- Believed to be the first Brazilian-born player to make an opening-day NFL roster.

- Finished his rookie season with 25 made field goals, which is tied with K Ryan Succop's 2009 mark for the most field goals made by a rookie kicker in franchise history.

Transactions:

COLLEGE

Played in 50 career games, scoring 312 points after hitting 61-of-78 field goals (.782) and 129-of-132 PATs (.980) while punting 15 times for 615 yards (41.0 avg) and kicking off 190 times for 11,887 yards (62.6 avg) and 78 touchbacks to go with three solo tackles ... His 26 made field goals (2012, 2013) is the second longest streak in NCAA history ... Sits atop the Tulane career record book in field goal percentage (.782) while ranking second in total points scored and points scored kicking (312), field goals made (61) and field goal attempts (78), third in PATs made (129) and PAT attempts (132), and tied for third in PAT percentage (.980) ... Earned All-Conference USA honors as a senior ... Won the Lou Groza National Collegiate Place-Kicker Award and was named the College Football Performance National Kicker of the Year in addition to earning an All-American selection as a junior.

PERSONAL

- Was a three-year letterman at St. Joseph's Academy where he saw time at wide receiver, kicker and punter.
- As a senior was named conference and district kicker of the year and earned first-team all-conference and all-district honors.
- Also as a senior set school records with a 51-yard FG against Monroe Day and broke his own mark later in the game with a 55-yarder.
- Won the 2009 National Expo Competition in Orlando, hosted by One-on-One Kicking.
- Also lettered three years in soccer where he scored 57 career goals and had 49 career assists.
- Born in Sao Paulo, Brazil, and was part of a high school exchange program at St. Joseph's Academy.

CAIRO SANTOS - NFL REGULAR SEASON STATISTICS

TEAM	GP	FGM	FGA	PCT.	LG	XP	XPA	PCT.	BLK	PTS
2014 Chiefs	16	25	30	83.3	53	38	38	100.0	0	113
2015 Chiefs	16	30	37	81.1	53	39	41	95.1	1	129
2016 Chiefs	1	2	2	100.0	47	3	3	100.0	0	9
NFL TOTALS	33	57	69	82.6	53	80	82	97.6	1	251

CAIRO SANTOS - NFL PLAYOFF STATISTICS

TEAM	GP	FGM	FGA	PCT.	LG	XP	XPA	PCT.	BLK	PTS
2015 Chiefs	2	5	5	100.0	49	5	5	100.0	0	20
NFL TOTALS	2	5	5	100.0	49	5	5	100.0	0	20

REGULAR SEASON FIELD-GOAL ACCURACY

TEAM	1-19	PCT.	20-29	PCT.	30-39	PCT.	40-49	PCT.	50+	PCT.
2014 Chiefs	1-1	100.0	10-10	100.0	6-7	85.7	7-10	70.0	1-2	50.0
2015 Chiefs	0-0	0.0	7-8	87.5	10-10	100.0	9-11	81.8	4-8	50.0
2016 Chiefs	0-0	0.0	0-0	0.0	1-1	100.0	1-1	100.0	0-0	0.0
NFL TOTALS	1-1	100.0	17-18	94.4	17-18	94.4	17-22	77.3	5-10	50.0

PLAYOFF FIELD-GOAL ACCURACY

TEAM	1-19	PCT.	20-29	PCT.	30-39	PCT.	40-49	PCT.	50+	PCT.
2015 Chiefs	0-0	0.0	0-0	0.0	3-3	100.0	2-2	100.0	0-0	0.0
NFL TOTALS	0-0	0.0	0-0	0.0	3-3	100.0	2-2	100.0	0-0	0.0

SINGLE-GAME HIGHS

Field Goals Made

- 7 at Cincinnati Bengals, Oct 04, 2015
- 5 at Denver Broncos, Nov 15, 2015
- 4 vs. San Diego Chargers, Dec 28, 2014
- 4 at Pittsburgh Steelers, Dec 21, 2014
- 3 vs. Buffalo Bills, Nov 29, 2015
- ...2 more at 3.

Field Goal Attempts	7 at Cincinnati Bengals, Oct 04, 2015
	6 at Denver Broncos, Nov 15, 2015
	5 vs. San Diego Chargers, Dec 28, 2014
	4 vs. Buffalo Bills, Nov 29, 2015
	4 vs. Pittsburgh Steelers, Oct 25, 2015
	...1 more at 4.
Longest Field Goals Made	53 at Baltimore Ravens, Dec 20, 2015
	53 vs. Los Angeles Rams, Oct 26, 2014
	51 at Cincinnati Bengals, Oct 04, 2015
	50 at Denver Broncos, Nov 15, 2015
	49 vs. Buffalo Bills, Nov 29, 2015
PATs Made	6 vs. Detroit Lions, Nov 01, 2015
	5 vs. New England Patriots, Sep 29, 2014
	4 at Baltimore Ravens, Dec 20, 2015
	4 vs. Oakland Raiders, Dec 14, 2014
	4 vs. Los Angeles Rams, Oct 26, 2014
	...1 more at 4.
PAT Attempts	6 vs. Detroit Lions, Nov 01, 2015
	5 vs. New England Patriots, Sep 29, 2014
	4 at Baltimore Ravens, Dec 20, 2015
	4 at San Diego Chargers, Nov 22, 2015
	4 vs. Oakland Raiders, Dec 14, 2014
	...2 more at 4.
Points	21 at Cincinnati Bengals, Oct 04, 2015
	17 at Denver Broncos, Nov 15, 2015
	13 vs. San Diego Chargers, Dec 28, 2014
	12 vs. Buffalo Bills, Nov 29, 2015
	12 at Pittsburgh Steelers, Dec 21, 2014
Special Team Tackles	1 at Baltimore Ravens, Dec 20, 2015
	1 at Arizona Cardinals, Dec 07, 2014

SINGLE-GAME HIGHS - POST SEASON

Field Goals Made	3 at Houston Texans, Jan 09, 2016
	2 at New England Patriots, Jan 16, 2016
Field Goal Attempts	3 at Houston Texans, Jan 09, 2016
	2 at New England Patriots, Jan 16, 2016
Longest Field Goals Made	49 at Houston Texans, Jan 09, 2016
	34 at New England Patriots, Jan 16, 2016
PATs Made	3 at Houston Texans, Jan 09, 2016
	2 at New England Patriots, Jan 16, 2016
PAT Attempts	3 at Houston Texans, Jan 09, 2016
	2 at New England Patriots, Jan 16, 2016
Points	12 at Houston Texans, Jan 09, 2016
	8 at New England Patriots, Jan 16, 2016

2014 GAME-BY-GAME REGULAR SEASON STATISTICS (CHIEFS)

			FIELD GOALS				EXTRA POINTS						
OPPONENT			FGM	FGA	PCT	LG	XP	XPA	PCT	BLK	PTS	W/L	SCORE
09/07	TITANS	P	1	2	50.0	35	1	1	100.0	0	4	L	10-26
09/14	at Broncos	P	1	2	50.0	45	2	2	100.0	0	5	L	17-24
09/21	at Dolphins	P	0	0	0.0	0	4	4	100.0	0	4	W	34-15
09/29	PATRIOTS	P	2	2	100.0	31	5	5	100.0	0	11	W	41-14
10/05	at 49ers	P	1	1	100.0	42	2	2	100.0	0	5	L	17-22
10/19	at Chargers	P	3	3	100.0	48	2	2	100.0	0	11	W	23-20
10/26	RAMS	P	2	2	100.0	53	4	4	100.0	0	10	W	34-7
11/02	JETS	P	1	1	100.0	19	3	3	100.0	0	6	W	24-10
11/09	at Bills	P	1	1	100.0	36	2	2	100.0	0	5	W	17-13
11/16	SEAHAWKS	P	1	1	100.0	23	3	3	100.0	0	6	W	24-20
11/20	at Raiders	P	2	2	100.0	25	2	2	100.0	0	8	L	20-24
11/30	BRONCOS	P	1	1	100.0	39	1	1	100.0	0	4	L	16-29
12/07	at Cardinals	P	0	0	0.0	0	2	2	100.0	0	2	L	14-17
12/14	RAIDERS	P	1	3	33.3	41	4	4	100.0	0	7	W	31-13
12/21	at Steelers	P	4	4	100.0	43	0	0	0.0	0	12	L	12-20
12/28	CHARGERS	P	4	5	80.0	43	1	1	100.0	0	13	W	19-7
2014 TOTALS			16	25	30	83.3	53	38	38	100.0	0	113	9-7

2015 GAME-BY-GAME REGULAR SEASON STATISTICS (CHIEFS)

			FIELD GOALS				EXTRA POINTS						
OPPONENT			FGM	FGA	PCT	LG	XP	XPA	PCT	BLK	PTS	W/L	SCORE
09/13	at Texans	P	2	3	66.7	48	3	3	100.0	0	9	W	27-20
09/17	BRONCOS	P	1	1	100.0	35	3	3	100.0	0	6	L	24-31
09/28	at Packers	P	0	0	0.0	0	2	2	100.0	0	2	L	28-38
10/04	at Bengals	P	7	7	100.0	51	0	0	0.0	0	21	L	21-36
10/11	BEARS	P	1	3	33.3	35	2	2	100.0	0	5	L	17-18
10/18	at Vikings	P	1	1	100.0	48	1	1	100.0	0	4	L	10-16
10/25	STEELERS	P	3	4	75.0	30	2	2	100.0	0	11	W	23-13
11/01	LIONS	P	1	1	100.0	33	6	6	100.0	0	9	W	45-10
11/15	at Broncos	P	5	6	83.3	50	2	2	100.0	0	17	W	29-13
11/22	at Chargers	P	2	2	100.0	28	3	4	75.0	0	9	W	33-3
11/29	BILLS	P	3	4	75.0	49	3	3	100.0	0	12	W	30-22
12/06	at Raiders	P	0	0	0.0	0	2	3	66.7	0	2	W	34-20
12/13	CHARGERS	P	1	2	50.0	40	1	1	100.0	0	4	W	10-3
12/20	at Ravens	P	2	2	100.0	53	4	4	100.0	0	10	W	34-14
12/27	BROWNS	P	1	1	100.0	40	2	2	100.0	0	5	W	17-13
01/03	RAIDERS	P	0	0	0.0	0	3	3	100.0	0	3	W	23-17
2015 TOTALS			16	30	37	81.1	53	39	41	95.1	0	129	11-5

2016 GAME-BY-GAME REGULAR SEASON STATISTICS (CHIEFS)

			FIELD GOALS				EXTRA POINTS						
OPPONENT			FGM	FGA	PCT	LG	XP	XPA	PCT	BLK	PTS	W/L	SCORE
09/11	CHARGERS	P	2	2	100.0	47	3	3	100.0	0	9	W	33-27+
2016 TOTALS			1	2	2	100.0	47	3	3	100.0	0	9	1-0

+ - Overtime

2015 GAME-BY-GAME PLAYOFF STATISTICS (CHIEFS)

			FIELD GOALS				EXTRA POINTS						
OPPONENT			FGM	FGA	PCT	LG	XP	XPA	PCT	BLK	PTS	W/L	SCORE
01/09	at Texans	P	3	3	100.0	49	3	3	100.0	0	12	W	30-0
01/16	at Patriots	P	2	2	100.0	34	2	2	100.0	0	8	L	20-27
2015 TOTALS			2	5	5	100.0	49	5	5	100.0	0	20	1-1



**MITCHELL
SCHWARTZ**
TACKLE



71

6-5 • 320 • Born: 06/08/89
Pacific Palisades, Calif. • NFL Exp: Fifth Season (1st with Chiefs)
GP/GS (Playoffs) 65/65 (0/0)
UFA-16 • California

- Fifth-year tackle begins his first season with Kansas City in 2016.
- Schwartz has started all 65 games he has played, not missing a single snap in his NFL career.

Transactions:

Signed with Kansas City (3/10/16) ... Originally entered the NFL as Cleveland's second-round pick (37th overall) in the 2012 NFL Draft.

COLLEGE

- Started all 51 games he played in at California, starting 35 games at left tackle and 16 at right tackle.

- Named to the All-Pac 10 Team as well as Academic All-Conference all four seasons of his collegiate career.

PERSONAL

- Schwartz and his brother, Geoff, became the first pair of Jewish-born brothers to play in the NFL since 1923.
- Attended Palisades Charter High School, playing defensive and offensive tackle.

MITCHELL SCHWARTZ - NFL REGULAR SEASON STATISTICS

TEAM	GP	GS
2012 Browns	16	16
2013 Browns	16	16
2014 Browns	16	16
2015 Browns	16	16
2016 Chiefs	1	1
NFL TOTALS	65	65

2012 GAME-BY-GAME REGULAR SEASON STATISTICS (BROWNS)

OPPONENT	P/S	W/L	SCORE
09/09 EAGLES	S	L	16-17
09/16 at Bengals	S	L	27-34
09/23 BILLS	S	L	14-24
09/27 at Ravens	S	L	16-23
10/07 at Giants	S	L	27-41
10/14 BENGALS	S	W	34-24
10/21 at Colts	S	L	13-17
10/28 CHARGERS	S	W	7-6
11/04 RAVENS	S	L	15-25
11/18 at Cowboys	S	L	20-23+
11/25 STEELERS	S	W	20-14
12/02 at Raiders	S	W	20-17
12/09 CHIEFS	S	W	30-7
12/16 REDSKINS	S	L	21-38
12/23 at Broncos	S	L	12-34
12/30 at Steelers	S	L	10-24
2012 TOTALS	16-16	5-11	

+ - Overtime

2013 GAME-BY-GAME REGULAR SEASON STATISTICS (BROWNS)

OPPONENT	P/S	W/L	SCORE
09/08 DOLPHINS	S	L	10-23
09/15 at Ravens	S	L	6-14
09/22 at Vikings	S	W	31-27
09/29 BENGALS	S	W	17-6
10/03 BILLS	S	W	37-24
10/13 LIONS	S	L	17-31
10/20 at Packers	S	L	13-31
10/27 at Chiefs	S	L	17-23
11/03 RAVENS	S	W	24-18
11/17 at Bengals	S	L	20-41
11/24 STEELERS	S	L	11-27
12/01 JAGUARS	S	L	28-32
12/08 at Patriots	S	L	26-27
12/15 BEARS	S	L	31-38
12/22 at Jets	S	L	13-24
12/29 at Steelers	S	L	7-20
2013 TOTALS	16-16	4-12	

2014 GAME-BY-GAME REGULAR SEASON STATISTICS (BROWNS)

OPPONENT	P/S	W/L	SCORE
09/07 at Steelers	S	L	27-30
09/14 SAINTS	S	W	26-24
09/21 RAVENS	S	L	21-23
10/05 at Titans	S	W	29-28
10/12 STEELERS	S	W	31-10
10/19 at Jaguars	S	L	6-24
10/26 RAIDERS	S	W	23-13
11/02 BUCCANEERS	S	W	22-17
11/06 at Bengals	S	W	24-3
11/16 TEXANS	S	L	7-23
11/23 at Falcons	S	W	26-24
11/30 at Bills	S	L	10-26
12/07 COLTS	S	L	24-25
12/14 BENGALS	S	L	0-30
12/21 at Panthers	S	L	13-17
12/28 at Ravens	S	L	10-20
2014 TOTALS	16-16	7-9	

2015 GAME-BY-GAME REGULAR SEASON STATISTICS (BROWNS)

OPPONENT	P/S	W/L	SCORE
09/13 at Jets	S	L	10-31
09/20 TITANS	S	W	28-14
09/27 RAIDERS	S	L	20-27
10/04 at Chargers	S	L	27-30
10/11 at Ravens	S	W	33-30+
10/18 BRONCOS	S	L	23-26+
10/25 at Rams	S	L	6-24
11/01 CARDINALS	S	L	20-34
11/05 at Bengals	S	L	10-31
11/15 at Steelers	S	L	9-30
11/30 RAVENS	S	L	27-33
12/06 BENGALS	S	L	3-37
12/13 49ERS	S	W	24-10
12/20 at Seahawks	S	L	13-30
12/27 at Chiefs	S	L	13-17
01/03 STEELERS	S	L	12-28
2015 TOTALS	16-16	3-13	

+ - Overtime

2016 GAME-BY-GAME REGULAR SEASON STATISTICS (CHIEFS)

OPPONENT	P/S	W/L	SCORE
09/11 CHARGERS	S	W	33-27+
2016 TOTALS	1-1	1-0	

+ - Overtime



**ANTHONY
SHERMAN**
FULLBACK



5-10 • 242 • Born: 12/11/88
North Attleborough, Mass. • NFL Exp: Sixth Season (4th with Chiefs)
GP/GS (Playoffs) 77/27 (3/1)
T (ARI)-13 • Connecticut

- Sixth-year fullback enters his fourth season with Kansas City in 2016 after spending two seasons with the Arizona Cardinals.
- Joined Kansas City as part of a trade that sent CB Javier Arenas to Arizona.
- Served as lead blocker in 2013 and 2014 as RB Jamaal Charles racked up consecutive 1,000-yard rushing seasons.
- Led the Chiefs in special teams tackles in both 2013 and 2014 with 12 (11 solo) and 13 special teams tackles, respectively.
- Started his first playoff game in 2013.
- Helped lead the way for Arizona RB Beanie Wells to rush for his first career 1,000-yard season (1,047) and become the first Cardinals player in team history to rush

- for 1,000 yards and 10 touchdowns in a season in 2011.
- Earned an AFC Special Teams Player of the Week award after he forced and recovered a fumble on a punt play while posting three special-teams tackles at Buffalo (11/9/14).
- Named Second Team All-Pro by the Associated Press following the 2014 season.
- Originally entered the NFL as the Arizona Cardinals fifth-round selection (136th overall) in the 2011 NFL Draft.

Transactions:

Traded to Kansas City from Arizona in exchange for CB Javier Arenas (5/1/13) ... Signed with Arizona (7/20/11) ... Originally entered the NFL as a fifth-round pick (136th overall) of Arizona in the 2011 NFL Draft.

COLLEGE

Appeared in 51 games (28 starts) in four seasons at Connecticut ... Recorded 17 carries for 61 yards (3.6 avg.) and

added 45 receptions for 414 yards with one touchdown ... Also added 63 special teams tackles, and recovered two fumbles and forced a fumble on the special teams units ... Was a two-year team captain ... Played in 12 games (eight starts) as a senior in 2010 ... Appeared in all 13 games (10 starts) as a junior in 2009 ... Played in 13 games (nine starts) as a sophomore in 2008 ... Appeared in all 13 games (two starts) as a freshman in 2007. ... Was a pre-kinesiology major at Connecticut.

PERSONAL

- Attended North Attleboro (Mass.) High School where he was a three-sport athlete, competing in football, track and baseball.
- Named the 2006 Gatorade Player of the Year in Massachusetts and was an first-team all-state linebacker.
- Was a two-time Attleboro Sun-Chronicle all-star selection and added all-scholastic honors from both the Boston Globe and the Boston Herald.
- Was named team and league offensive MVP as a senior.
- Closed out his prep career as the school's all-time record-holder with 2,537 yards rushing, 48 touchdowns and 284 points.
- Served as squad captain in football, track and baseball, earning Sun-Chronicle all-star honors in all three and was twice named all-league in baseball.

ANTHONY SHERMAN - NFL REGULAR SEASON STATISTICS

TEAM		GP	GS	RUSHING					RECEIVING				
				NO.	YDS.	AVG.	LG	TD	NO.	YDS	AVG	LG	TD
2011	Cardinals	15	7	1	3	3.0	3	0	8	72	9.0	19	0
2012	Cardinals	13	4	0	0	0.0	0	0	5	39	7.8	19	0
2013	Chiefs	16	8	2	3	1.5	2	0	18	155	8.6	26	1
2014	Chiefs	16	6	2	8	4.0	4	0	10	71	7.1	24	1
2015	Chiefs	16	2	1	0	0.0	0	0	4	34	8.5	18	0
2016*	Chiefs	1	0	0	0	0.0	0	0	0	0	0.0	0	0
NFL TOTALS		77	27	6	14	2.3	4	0	45	371	8.2	26	2

ANTHONY SHERMAN - NFL PLAYOFF STATISTICS

TEAM	GP	GS	RUSHING					RECEIVING				
			NO.	YDS.	AVG.	LG	TD	NO.	YDS	AVG	LG	TD
2013 Chiefs	1	1	0	0	0.0	0	0	2	1	0.5	5t	1
2015 Chiefs	2	0	0	0	0.0	0	0	2	4	2.0	3	0
NFL TOTALS	3	1	0	0	0.0	0	0	4	5	1.3	5t	1

ANTHONY SHERMAN - NFL REGULAR SEASON RETURN STATISTICS

TEAM	KICKOFF RETURNS					PUNT RETURNS					
	RET.	YDS.	AVG.	LG	TD	NO.	FC	YDS	AVG	LG	TD
2011 Cardinals	0	0	0.0	0	0	0	0	0	0.0	0	0
2012 Cardinals	0	0	0.0	0	0	0	0	0	0.0	0	0
2013 Chiefs	0	0	0.0	0	0	0	0	0	0.0	0	0
2014 Chiefs	1	13	13.0	13	0	0	0	0	0.0	0	0
2015 Chiefs	2	20	10.0	11	0	0	0	0	0.0	0	0
2016 Chiefs	0	0	0.0	0	0	0	0	0	0.0	0	0
NFL TOTALS	3	33	11.0	13	0	0	0	0	0.0	0	0

ANTHONY SHERMAN - NFL PLAYOFF RETURN STATISTICS

TEAM	KICKOFF RETURNS					PUNT RETURNS					
	RET.	YDS.	AVG.	LG	TD	NO.	FC	YDS	AVG	LG	TD
2013 Chiefs	0	0	0.0	0	0	0	0	0	0.0	0	0
2015 Chiefs	0	0	0.0	0	0	0	0	0	0.0	0	0
NFL TOTALS	0	0	0.0	0	0	0	0	0	0.0	0	0

SINGLE-GAME HIGHS

Rush Attempts	1	at	Minnesota Vikings, Oct 18, 2015
	1	at	Miami Dolphins, Sep 21, 2014
	1	vs.	Tennessee Titans, Sep 07, 2014
	...3 more at 1.		
Rushing Yards	4	at	Miami Dolphins, Sep 21, 2014
	4	vs.	Tennessee Titans, Sep 07, 2014
	3	vs.	Seattle Seahawks, Jan 01, 2012
	2	at	Buffalo Bills, Nov 03, 2013
Longest Runs	1	at	Denver Broncos, Nov 17, 2013
	4	at	Miami Dolphins, Sep 21, 2014
	4	vs.	Tennessee Titans, Sep 07, 2014
	3	vs.	Seattle Seahawks, Jan 01, 2012
Receptions	2	at	Buffalo Bills, Nov 03, 2013
	1	at	Denver Broncos, Nov 17, 2013
	4	at	Jacksonville Jaguars, Sep 08, 2013
	3	vs.	Cleveland Browns, Oct 27, 2013
Receiving Yards	2	vs.	Oakland Raiders, Jan 03, 2016
	2	at	Arizona Cardinals, Dec 07, 2014
	2	at	San Diego Chargers, Oct 19, 2014
	...6 more at 2.		
Longest Receptions	44	at	Jacksonville Jaguars, Sep 08, 2013
	25	at	Los Angeles Rams, Oct 04, 2012
	24	vs.	Los Angeles Rams, Oct 26, 2014
	24	vs.	New York Giants, Oct 02, 2011
Receiving TDs	23	vs.	Cleveland Browns, Oct 27, 2013
	26	at	Jacksonville Jaguars, Sep 08, 2013
	24	vs.	Los Angeles Rams, Oct 26, 2014
	19	at	Los Angeles Rams, Oct 04, 2012
All-purpose yards	19	vs.	New York Giants, Oct 02, 2011
	18	vs.	Oakland Raiders, Jan 03, 2016
	1	at	San Diego Chargers, Oct 19, 2014
	1	vs.	Cleveland Browns, Oct 27, 2013
Kickoff Returns	44	at	Jacksonville Jaguars, Sep 08, 2013
	25	at	Los Angeles Rams, Oct 04, 2012
	24	vs.	Los Angeles Rams, Oct 26, 2014
	24	vs.	New York Giants, Oct 02, 2011
	23	vs.	Cleveland Browns, Oct 27, 2013
	1	at	Denver Broncos, Nov 15, 2015
	1	vs.	Chicago Bears, Oct 11, 2015
	1	at	Pittsburgh Steelers, Dec 21, 2014

Kickoff Return Yards	13	at	Pittsburgh Steelers, Dec 21, 2014
	11	vs.	Chicago Bears, Oct 11, 2015
	9	at	Denver Broncos, Nov 15, 2015
Longest Kickoff Return	13	at	Pittsburgh Steelers, Dec 21, 2014
	11	vs.	Chicago Bears, Oct 11, 2015
	9	at	Denver Broncos, Nov 15, 2015
Special Team Tackles	3	at	Buffalo Bills, Nov 09, 2014
	2	vs.	Oakland Raiders, Dec 14, 2014
	2	vs.	Seattle Seahawks, Nov 16, 2014
	2	at	San Francisco 49ers, Oct 05, 2014
	...4 more at 2.		
Miscellaneous Tackles	1	at	Cincinnati Bengals, Dec 24, 2011
	1	at	Los Angeles Rams, Nov 27, 2011
Most TDs	1	at	San Diego Chargers, Oct 19, 2014
	1	vs.	Cleveland Browns, Oct 27, 2013

SINGLE-GAME HIGHS - POST SEASON

Receptions	2	at	Indianapolis Colts, Jan 04, 2014
	1	at	New England Patriots, Jan 16, 2016
	1	at	Houston Texans, Jan 09, 2016
Receiving Yards	3	at	Houston Texans, Jan 09, 2016
	1	at	New England Patriots, Jan 16, 2016
	1	at	Indianapolis Colts, Jan 04, 2014
Longest Receptions	5t	at	Indianapolis Colts, Jan 04, 2014
	3	at	Houston Texans, Jan 09, 2016
	1	at	New England Patriots, Jan 16, 2016
Receiving TDs	1	at	Indianapolis Colts, Jan 04, 2014
All-purpose yards	3	at	Houston Texans, Jan 09, 2016
	1	at	New England Patriots, Jan 16, 2016
	1	at	Indianapolis Colts, Jan 04, 2014
Most TDs	1	at	Indianapolis Colts, Jan 04, 2014

2011 GAME-BY-GAME REGULAR SEASON STATISTICS (CARDINALS)

			RECEIVING				RUSHING				W/L	SCORE
DATE	OPPONENT	P/S	NO	YDS	LG	TD	ATT	YDS	LG	TD		
09/11	PANTHERS	S	1	6	6	0	0	0	0	0	W	28-21
09/18	at Redskins	P	0	0	0	0	0	0	0	0	L	21-22
09/25	at Seahawks	P	1	6	6	0	0	0	0	0	L	10-13
10/02	GIANTS	S	2	24	19	0	0	0	0	0	L	27-31
10/09	at Vikings	P	0	0	0	0	0	0	0	0	L	10-34
10/23	STEELERS	S	1	15	15	0	0	0	0	0	L	20-32
10/30	at Ravens	P	0	0	0	0	0	0	0	0	L	27-30
11/06	RAMS		INACTIVE								W	19-13+
11/13	at Eagles	P	0	0	0	0	0	0	0	0	W	21-17
11/20	at 49ers	P	0	0	0	0	0	0	0	0	L	7-23
11/27	at Rams	P	1	4	4	0	0	0	0	0	W	23-20
12/04	COWBOYS	S	0	0	0	0	0	0	0	0	W	19-13+
12/11	49ERS	P	0	0	0	0	0	0	0	0	W	21-19
12/18	BROWNS	S	1	6	6	0	0	0	0	0	W	20-17+
12/24	at Bengals	S	0	0	0	0	0	0	0	0	L	16-23
01/01	SEAHAWKS	S	1	11	11	0	1	3	3	0	W	23-20+
2011 TOTALS		15-7	8	72	19	0	1	3	3	0	8-8	

+ - Overtime

2012 GAME-BY-GAME REGULAR SEASON STATISTICS (CARDINALS)

	OPPONENT	P/S	RECEIVING				RUSHING				W/L	SCORE
			NO	YDS	LG	TD	ATT	YDS	LG	TD		
09/09	SEAHAWKS	P	0	0	0	0	0	0	0	0	W	20-16
09/16	at Patriots	S	0	0	0	0	0	0	0	0	W	20-18
09/23	EAGLES	S	0	0	0	0	0	0	0	0	W	27-6
09/30	DOLPHINS	P	0	0	0	0	0	0	0	0	W	24-21+
10/04	at Rams	P	2	25	19	0	0	0	0	0	L	3-17
10/14	BILLS					INACTIVE					L	16-19+
10/21	at Vikings					INACTIVE					L	14-21
10/29	49ERS	P	2	11	7	0	0	0	0	0	L	3-24
11/04	at Packers	P	1	3	3	0	0	0	0	0	L	17-31
11/18	at Falcons	P	0	0	0	0	0	0	0	0	L	19-23
11/25	RAMS	P	0	0	0	0	0	0	0	0	L	17-31
12/02	at Jets	P	0	0	0	0	0	0	0	0	L	6-7
12/09	at Seahawks	S	0	0	0	0	0	0	0	0	L	0-58
12/16	LIONS	P	0	0	0	0	0	0	0	0	W	38-10
12/23	BEARS	S	0	0	0	0	0	0	0	0	L	13-28
12/30	at 49ers					INACTIVE					L	13-27
2012 TOTALS		13-4	5	39	19	0	0	0	0	0	5-11	

+ - Overtime

2013 GAME-BY-GAME REGULAR SEASON STATISTICS (CHIEFS)

	OPPONENT	P/S	RECEIVING				RUSHING				W/L	SCORE
			NO	YDS	LG	TD	ATT	YDS	LG	TD		
09/08	at Jaguars	P	4	44	26	0	0	0	0	0	W	28-2
09/15	COWBOYS	P	0	0	0	0	0	0	0	0	W	17-16
09/19	at Eagles	S	1	10	10	0	0	0	0	0	W	26-16
09/29	GIANTS	P	1	6	6	0	0	0	0	0	W	31-7
10/06	at Titans	S	2	13	8	0	0	0	0	0	W	26-17
10/13	RAIDERS	S	0	0	0	0	0	0	0	0	W	24-7
10/20	TEXANS	S	2	10	9	0	0	0	0	0	W	17-16
10/27	BROWNS	S	3	23	12t	1	0	0	0	0	W	23-17
11/03	at Bills	P	0	0	0	0	1	2	2	0	W	23-13
11/17	at Broncos	S	2	18	16	0	1	1	1	0	L	17-27
11/24	CHARGERS	P	1	8	8	0	0	0	0	0	L	38-41
12/01	BRONCOS	P	1	8	8	0	0	0	0	0	L	28-35
12/08	at Redskins	S	0	0	0	0	0	0	0	0	W	45-10
12/15	at Raiders	P	1	15	15	0	0	0	0	0	W	56-31
12/22	COLTS	P	0	0	0	0	0	0	0	0	L	7-23
12/29	at Chargers	S	0	0	0	0	0	0	0	0	L	24-27+
2013 TOTALS		16-8	18	155	26	1	2	3	2	0	11-5	

+ - Overtime

2014 GAME-BY-GAME REGULAR SEASON STATISTICS (CHIEFS)

	OPPONENT	P/S	RECEIVING				RUSHING				W/L	SCORE
			NO	YDS	LG	TD	ATT	YDS	LG	TD		
09/07	TITANS	S	0	0	0	0	1	4	4	0	L	10-26
09/14	at Broncos	S	0	0	0	0	0	0	0	0	L	17-24
09/21	at Dolphins	P	1	1	1	0	1	4	4	0	W	34-15
09/29	PATRIOTS	P	0	0	0	0	0	0	0	0	W	41-14
10/05	at 49ers	P	1	12	12	0	0	0	0	0	L	17-22
10/19	at Chargers	P	2	12	11t	1	0	0	0	0	W	23-20
10/26	RAMS	P	1	24	24	0	0	0	0	0	W	34-7
11/02	JETS	S	0	0	0	0	0	0	0	0	W	24-10
11/09	at Bills	S	0	0	0	0	0	0	0	0	W	17-13
11/16	SEAHAWKS	P	1	13	13	0	0	0	0	0	W	24-20
11/20	at Raiders	P	1	0	0	0	0	0	0	0	L	20-24
11/30	BRONCOS	P	0	0	0	0	0	0	0	0	L	16-29
12/07	at Cardinals	P	2	8	5	0	0	0	0	0	L	14-17
12/14	RAIDERS	S	1	1	1	0	0	0	0	0	W	31-13
12/21	at Steelers	S	0	0	0	0	0	0	0	0	L	12-20
12/28	CHARGERS	P	0	0	0	0	0	0	0	0	W	19-7
2014 TOTALS			16-6	10	71	24	1	2	8	4	0	9-7

2015 GAME-BY-GAME REGULAR SEASON STATISTICS (CHIEFS)

	OPPONENT	P/S	RECEIVING				RUSHING				W/L	SCORE
			NO	YDS	LG	TD	ATT	YDS	LG	TD		
09/13	at Texans	S	1	0	0	0	0	0	0	0	W	27-20
09/17	BRONCOS	P	0	0	0	0	0	0	0	0	L	24-31
09/28	at Packers	P	0	0	0	0	0	0	0	0	L	28-38
10/04	at Bengals	P	0	0	0	0	0	0	0	0	L	21-36
10/11	BEARS	P	0	0	0	0	0	0	0	0	L	17-18
10/18	at Vikings	P	1	13	13	0	1	0	0	0	L	10-16
10/25	STEELERS	P	0	0	0	0	0	0	0	0	W	23-13
11/01	LIONS	P	0	0	0	0	0	0	0	0	W	45-10
11/15	at Broncos	P	0	0	0	0	0	0	0	0	W	29-13
11/22	at Chargers	P	0	0	0	0	0	0	0	0	W	33-3
11/29	BILLS	P	0	0	0	0	0	0	0	0	W	30-22
12/06	at Raiders	P	0	0	0	0	0	0	0	0	W	34-20
12/13	CHARGERS	P	0	0	0	0	0	0	0	0	W	10-3
12/20	at Ravens	P	0	0	0	0	0	0	0	0	W	34-14
12/27	BROWNS	P	0	0	0	0	0	0	0	0	W	17-13
01/03	RAIDERS	S	2	21	18	0	0	0	0	0	W	23-17
2015 TOTALS			16-2	4	34	18	0	1	0	0	0	11-5

2016 GAME-BY-GAME REGULAR SEASON STATISTICS (CHIEFS)

	OPPONENT	P/S	RECEIVING				RUSHING				W/L	SCORE
			NO	YDS	LG	TD	ATT	YDS	LG	TD		
09/11	CHARGERS	P	0	0	0	0	0	0	0	0	W	33-27+
2016 TOTALS			1-0	0	0	0	0	0	0	0	1-0	

+ - Overtime

2013 GAME-BY-GAME PLAYOFF STATISTICS (CHIEFS)

	OPPONENT	P/S	RECEIVING				RUSHING				W/L	SCORE
			NO	YDS	LG	TD	ATT	YDS	LG	TD		
01/04	at Colts	S	2	1	5t	1	0	0	0	0	L	44-45
2013 TOTALS			1-1	2	1	5t	1	0	0	0	0-1	

2015 GAME-BY-GAME PLAYOFF STATISTICS (CHIEFS)

	OPPONENT	P/S	RECEIVING				RUSHING				W/L	SCORE
			NO	YDS	LG	TD	ATT	YDS	LG	TD		
01/09	at Texans	P	1	3	3	0	0	0	0	0	W	30-0
01/16	at Patriots	P	1	1	1	0	0	0	0	0	L	20-27
2015 TOTALS			2-0	2	4	3	0	0	0	0	1-1	



ALEX SMITH
QUARTERBACK



11

6-4 • 217 • Born: 05/07/84
La Mesa, Calif. • NFL Exp: Twelfth Season (4th with Chiefs)
GP/GS (Playoffs) 128/122 (5/5)
T (SF)-13 • Utah

- 12th-year quarterback enters his fourth season in Kansas City after joining the Chiefs in a trade from San Francisco in 2013.
- Has played in 127 games (122 starts), completing 2,242 of 3,667 passes (61.1%) for 24,707 yards with 144 touchdowns and 84 interceptions, good for an 84.7 passer rating. He has added 425 carries for 1,959 yards (4.6 avg.) with nine rushing touchdowns.
- In five career postseason starts, Smith has completed 112 of 186 passes (60.2%) for 1,309 yards with 11 touchdowns and one interception, good for a 99.1 passer rating. In those contests, he also owns 23 carries for 198 yards (6.8 avg.) with one touchdown.
- Has three consecutive seasons with at least 3,000 passing yards since joining the Chiefs (2013-15).
- In his first three seasons with the club, he has 30 wins, marking the most wins by a Chiefs quarterback in his first three seasons with the club.
- One of two recipients of the club's Derrick Thomas Award following the 2015 season, given to the Chiefs Most Valuable Player.
- Became only the second quarterback in Chiefs history to win his first nine starts in a Kansas City uniform, joining QB Mike Livingston who won his first nine starts from 1969 to 1972. He is the first Kansas City quarterback to win his first nine games in a Chiefs uniform in consecutive weeks in the same season.
- His 312 consecutive passes attempted without an interception throughout the 2015 season ranks second all-time in NFL history behind Tom Brady (358).
- Set a single-game franchise record for passing efficiency, completing 25 of 29 passes (86.2%) for 223 yards vs. St. Louis (10/26/14).
- Recorded his first career perfect 158.3 passer rating in a game with a minimum of 20 attempts at Oakland on Dec. 15, 2013. He completed 17 of 20 passes for 287 yards with five touchdowns and no interceptions. Became only the second Chiefs player to record a perfect 158.3

passer rating in a game with a minimum of 20 attempts, joining QB Trent Green, who accomplished the feat on Dec. 14, 2003.

- Set a single-game career-high with five touchdown passes at Oakland on Dec. 15, 2013, tying for the second-highest single-game total in franchise history.
- Completed 17 of 20 passes at Oakland (12/15/13), good for an 85.0 completion percentage, marking the best single-game completion percentage by any quarterback in franchise history, attempting at least 20 passes.
- Set a franchise record for most rushing yards in a single season by a quarterback, racking up a career-high 431 yards on 76 carries (5.7 avg.). He passed QB Tyler Thigpen's mark of 386 yards set during the 2008 season.
- Set single-season career-highs for attempts (508) and completions (308) in 2013. It was the first time in his career that he eclipsed the 500 attempt and the 300 completion marks.
- His 3,486 passing yards in 2015 are a single-season career-high, passing his old mark of 3,313 set in the 2013 season.
- Threw for 23 touchdowns and only seven interceptions in 2013, giving him a +16 TD/INT differential, the best mark of his career. His 23 touchdowns are a single-season high.
- In his first postseason outing as a member of the Chiefs, he threw for playoff-game franchise records in attempts (46), completions (30), yards (378) and touchdowns (four). His 378 yards and four touchdowns pass the marks set by another former San Francisco quarterback who played in Kansas City, Joe Montana.
- During 2012 offseason, spent time working with former MLB pitching coach Tom House on his throwing motion. House is known for his work with NFL quarterbacks, including Carson Palmer, Drew Brees and Tom Brady.
- Led the 49ers to a 13-3 regular season record and a trip to the NFC Championship Game in 2011.
- Own the NFL record for most consecutive passes

attempted without an interception in the postseason with 119.

- Was named the 2011 Comeback Player of the Year by Rick Gosselin of the Dallas Morning News. Also earned the Ed Block Courage Award, USA Today All-Joe Team and was the Samsung Next Level Player of the Week in Week 5.
- Became the sixth quarterback in San Francisco franchise history to pass for more than 10,000 yards in a career, accomplishing that feat during the 2011 season.
- Led the 49ers to six fourth-quarter comebacks in 2011, including four on the road. His four come-from-behind road victories tied the franchise record set by QB Joe Montana in 1989.
- Set a San Francisco franchise record for fewest interceptions in a season with five (min. 400 attempts) in 2011.

- Named Samsung Next Level Player of the Week vs. Tampa Bay (10/9/11).
- Became the fifth San Francisco quarterback to eventually join the Kansas City Chiefs, following Steve DeBerg (1988), Elvis Grbac (1997), Steve Bono (1994), and most notably, Joe Montana (1993).
- Started all 16 games in 2006, becoming the first quarterback in 49ers history to take every snap over the course of a season.
- Originally entered the NFL as the first overall pick in the 2005 NFL Draft by San Francisco.

Transactions:

Signed with Kansas City (8/31/14) ... Traded to Kansas City from San Francisco (3/12/13) ... Re-signed with San Francisco (3/21/12) ... Signed with San Francisco (7/29/11) ... Originally entered the NFL as the first overall pick in the 2005 NFL Draft by the San Francisco 49ers.

COLLEGE

Played in 26 games (22 starts), boasting a 21-1 record as a starter at Utah ... Completed 389 of 587 passes (66.3%) for 5,208 yards with 47 touchdowns and only eight interceptions in three seasons ... Added 1,072 rushing yards with 15 rushing touchdowns on 286 carries (4.7 avg.) ... Set Utah career records for completion percentage (66.3), passing efficiency (162.7) and yards gained per completion (13.5 avg.) ... In his third and final season at Utah, he became first player in school history to be named a finalist for the Heisman Trophy ... Led the Utes to a 12-0 record as a junior in 2004, completing 214 of 317 passes (67.5%) for 2,952 yards with 32 touchdowns and four interceptions, adding 135 carries for 631 yards (4.7 avg.) with 10 rushing touchdowns ... Named National Player of the Year by The Sporting News and Sports Illustrated ... Was also named CoSIDA Football Academic All-American of the Year ... Was a finalist for the Davey O'Brien Award, given to the nation's top passer ... Added second-team Walter Camp All-American, Mountain West Conference Offensive Player of the Year and unanimous first-team All-Mountain West Conference accolades ... Earned Mountain West Conference Player of the Week honors six times ... Took over the starting quarterback job in the season's third game as a sophomore in 2003 ... Completed 173 of 266 passes (65.0%) for 2,247 yards with 15 touchdowns and three interceptions ... Rushed 149 times for 452 yards (3.0 avg.) and five touchdowns ... Was a second-team All-Mountain West Conference pick and Earned Mountain West Conference Player of the Week honors three times ... Appeared in two games as a true freshman in 2002, completing two of five passes with one interception ... Majored in economics at Utah.

PERSONAL

- Attended Helix (Calif.) High School in La Mesa, Calif., earning All-CIF, All-Conference, All-County, team MVP and National Football Foundation and Hall of Fame Scholar-Athlete honors.
- Was named the conference's Offensive Player of the Year twice and served as team captain as a junior and a senior.
- Guided his team to a 25-1 record in his final two seasons.
- Served as class president.
- Established the Alex Smith Foundation, which provides foster teens with the tools and resources needed to transition to successful adulthood. More than 30 kids have been fully-funded completely through college. The four-year scholarship includes tuition, mentoring, counseling and other tools they may need to come out of school debt-free.
- In 2007, Smith committed \$500,000 to the University of Utah's athletic department. The donation was the lead gift for the Alex Smith Strength and Conditioning Facility - a \$1.5 million expansion of Utah's varsity athletics weight room.
- Graduated from Utah in three years with a bachelor's degree in economics and scored a 40 on the Wonderlic Test prior to the 2005 NFL Draft.
- Father, Doug, played football at Weber State, where his mother, Pam, also attended. His sister played soccer at Cal State Northridge.
- Uncle, John L. Smith, is the head coach at Fort Lewis College in Durango, Colo. He has also served as head coach at Arkansas (2012), Michigan State (2003-06), Louisville (1998-2002), Utah State (1995-97) and Idaho (1989-94).
- Married; wife, Elizabeth, with two sons and one daughter.

ALEX SMITH - NFL REGULAR SEASON PASSING STATISTICS

TEAM	GP	GS	ATT.	CMP.	PCT.	YDS		TD	INT.	YDS		LG	SK	LST	RATE
						YDS	AVG.			YDS	AVG.				
2005 49ers	9	7	165	84	50.9	875	5.3	1	11	47	29	185	40.8		
2006 49ers	16	16	442	257	58.1	2,890	6.5	16	16	75	35	202	74.8		
2007 49ers	7	7	193	94	48.7	914	4.7	2	4	45	17	121	57.2		
2008 49ers	0	0	0	0	0.0	0	0.0	0	0	0	0	0	0.0		
2009 49ers	12	10	372	225	60.5	2,350	6.3	18	12	73t	22	134	81.5		
2010 49ers	11	10	342	204	59.6	2,370	6.9	14	10	62t	25	140	82.1		
2011 49ers	16	16	445	273	61.3	3,144	7.1	17	5	56t	44	263	90.7		
2012 49ers	10	9	218	153	70.2	1,737	8.0	13	5	55	24	137	104.1		
2013 Chiefs	15	15	508	308	60.6	3,313	6.5	23	7	71t	39	210	89.1		
2014 Chiefs	15	15	464	303	65.3	3,265	7.0	18	6	70t	45	229	93.4		
2015 Chiefs	16	16	470	307	65.3	3,486	7.4	20	7	80t	45	235	95.4		
2016* Chiefs	1	1	48	34	70.8	363	7.6	2	1	45	3	33	97.8		
CAREER TOTALS	128	122	3,667	2,242	61.1	24,707	6.7	144	84	80t	328	1,889	84.7		

ALEX SMITH - NFL PLAYOFF PASSING STATISTICS

TEAM	GP	GS	ATT.	CMP.	PCT.	YDS		TD	INT.	YDS		LG	SK	LST	RATE
						YDS	AVG.			YDS	AVG.				
2011 49ers	2	2	68	36	52.9	495	7.3	5	0	73t	7	53	101.0		
2012 49ers	0	0	0	0	0.0	0	0.0	0	0	0	0	0	0.0		
2013 Chiefs	1	1	46	30	65.2	378	8.2	4	0	79t	2	15	119.7		
2015 Chiefs	2	2	72	46	63.9	436	6.1	2	1	48	4	20	84.0		
CAREER TOTALS	5	5	186	112	60.2	1,309	7.0	11	1	79t	13	88	99.1		

ALEX SMITH - NFL REGULAR SEASON RUSHING STATISTICS

TEAM	NO.	YDS.	AVG.	LG	TD
2005 49ers	30	103	3.4	19	0
2006 49ers	44	147	3.3	22	2
2007 49ers	13	89	6.8	25	0
2008 49ers	0	0	0.0	0	0
2009 49ers	24	51	2.1	11	0
2010 49ers	19	60	3.2	12	0
2011 49ers	52	179	3.4	14	2
2012 49ers	31	132	4.3	24	0
2013 Chiefs	76	431	5.7	26	1
2014 Chiefs	49	254	5.2	25	1
2015 Chiefs	84	498	5.9	49	2
2016* Chiefs	4	15	3.8	7	1
CAREER TOTALS	426	1,959	4.6	49	9

ALEX SMITH - NFL PLAYOFF RUSHING STATISTICS

TEAM	NO.	YDS.	AVG.	LG	TD
2011 49ers	7	70	10.0	28t	1
2012 49ers	0	0	0.0	0	0
2013 Chiefs	8	57	7.1	16	0
2015 Chiefs	14	71	5.1	15	0
CAREER TOTALS	29	198	6.8	28t	1

SINGLE-GAME HIGHS

Pass Attempts	48 vs.	San Diego Chargers, Sep 11, 2016
	46 vs.	Philadelphia Eagles, Sep 24, 2006
	45 at	Cincinnati Bengals, Oct 04, 2015
	45 at	Pittsburgh Steelers, Dec 21, 2014
	45 at	Denver Broncos, Nov 17, 2013
	...3 more at 45.	
Pass Completions	34 vs.	San Diego Chargers, Sep 11, 2016
	31 at	Cincinnati Bengals, Oct 04, 2015
	31 at	Pittsburgh Steelers, Dec 21, 2014
	29 vs.	Tennessee Titans, Nov 08, 2009
	27 at	Seattle Seahawks, Dec 06, 2009
	...2 more at 27.	
Yards Passing	386 at	Cincinnati Bengals, Oct 04, 2015
	363 vs.	San Diego Chargers, Sep 11, 2016
	311 at	Pittsburgh Steelers, Dec 21, 2014
	310 at	Seattle Seahawks, Dec 06, 2009
TD Passes	309 vs.	Philadelphia Eagles, Oct 10, 2010
	5 at	Oakland Raiders, Dec 15, 2013
	3 at	Houston Texans, Sep 13, 2015
	3 vs.	New England Patriots, Sep 29, 2014
	3 at	Miami Dolphins, Sep 21, 2014
	...10 more at 3.	
Long Passes	80t at	Denver Broncos, Nov 15, 2015
	75 vs.	Philadelphia Eagles, Sep 24, 2006
	73t at	Los Angeles Rams, Jan 03, 2010
	72t vs.	Los Angeles Rams, Sep 17, 2006
	71t at	Oakland Raiders, Dec 15, 2013
Completion Percentage	100.0 vs.	Arizona Cardinals, Dec 30, 2012
	94.7 at	Arizona Cardinals, Oct 29, 2012
	87.5 vs.	Los Angeles Rams, Nov 11, 2012
	86.2 vs.	Los Angeles Rams, Oct 26, 2014
	85.0 at	Oakland Raiders, Dec 15, 2013
Passer Rating	158.3 at	Oakland Raiders, Dec 15, 2013
	157.1 at	Arizona Cardinals, Oct 29, 2012
	156.2 vs.	Buffalo Bills, Oct 07, 2012
	144.4 vs.	New England Patriots, Sep 29, 2014
	143.8 vs.	Los Angeles Rams, Nov 11, 2012
Rush Attempts	11 at	Philadelphia Eagles, Sep 19, 2013
	9 vs.	Oakland Raiders, Jan 03, 2016
	9 at	Houston Texans, Sep 13, 2015
	8 vs.	Dallas Cowboys, Sep 15, 2013
	8 at	Detroit Lions, Nov 12, 2006
Rushing Yards	78 vs.	Detroit Lions, Nov 01, 2015
	61 vs.	Oakland Raiders, Jan 03, 2016
	57 vs.	Dallas Cowboys, Sep 15, 2013
	54 vs.	Cleveland Browns, Dec 27, 2015
	52 at	Denver Broncos, Nov 17, 2013
Longest Runs	49 vs.	Detroit Lions, Nov 01, 2015
	29 vs.	Cleveland Browns, Dec 27, 2015
	26 vs.	Denver Broncos, Dec 01, 2013
	25 at	Denver Broncos, Sep 14, 2014
	25 at	Denver Broncos, Nov 17, 2013
	...2 more at 25.	
Rushing TDs	1 vs.	San Diego Chargers, Sep 11, 2016
	1 at	Oakland Raiders, Dec 06, 2015
	1 vs.	Detroit Lions, Nov 01, 2015
	...6 more at 1.	

SINGLE-GAME HIGHS - POST SEASON

Pass Attempts	50	at	New England Patriots, Jan 16, 2016
	46	at	Indianapolis Colts, Jan 04, 2014
	42	vs.	New Orleans Saints, Jan 14, 2012
	26	vs.	New York Giants, Jan 22, 2012
Pass Completions	22	at	Houston Texans, Jan 09, 2016
	30	at	Indianapolis Colts, Jan 04, 2014
	29	at	New England Patriots, Jan 16, 2016
	24	vs.	New Orleans Saints, Jan 14, 2012
	17	at	Houston Texans, Jan 09, 2016
Yards Passing	12	vs.	New York Giants, Jan 22, 2012
	378	at	Indianapolis Colts, Jan 04, 2014
	299	vs.	New Orleans Saints, Jan 14, 2012
	246	at	New England Patriots, Jan 16, 2016
	196	vs.	New York Giants, Jan 22, 2012
TD Passes	190	at	Houston Texans, Jan 09, 2016
	4	at	Indianapolis Colts, Jan 04, 2014
	3	vs.	New Orleans Saints, Jan 14, 2012
	2	vs.	New York Giants, Jan 22, 2012
	1	at	New England Patriots, Jan 16, 2016
Long Passes	1	at	Houston Texans, Jan 09, 2016
	79t	at	Indianapolis Colts, Jan 04, 2014
	73t	vs.	New York Giants, Jan 22, 2012
	63	at	Indianapolis Colts, Jan 04, 2014
	49t	vs.	New Orleans Saints, Jan 14, 2012
Completion Percentage	48	at	Houston Texans, Jan 09, 2016
	77.3	at	Houston Texans, Jan 09, 2016
	65.2	at	Indianapolis Colts, Jan 04, 2014
	58.0	at	New England Patriots, Jan 16, 2016
	57.1	vs.	New Orleans Saints, Jan 14, 2012
Passer Rating	46.2	vs.	New York Giants, Jan 22, 2012
	119.7	at	Indianapolis Colts, Jan 04, 2014
	103.2	vs.	New Orleans Saints, Jan 14, 2012
	98.7	at	Houston Texans, Jan 09, 2016
	97.6	vs.	New York Giants, Jan 22, 2012
Rush Attempts	77.6	at	New England Patriots, Jan 16, 2016
	9	at	New England Patriots, Jan 16, 2016
	8	at	Indianapolis Colts, Jan 04, 2014
	6	vs.	New York Giants, Jan 22, 2012
	5	at	Houston Texans, Jan 09, 2016
Rushing Yards	1	vs.	New Orleans Saints, Jan 14, 2012
	57	at	Indianapolis Colts, Jan 04, 2014
	44	at	New England Patriots, Jan 16, 2016
	42	vs.	New York Giants, Jan 22, 2012
	28	vs.	New Orleans Saints, Jan 14, 2012
Longest Runs	27	at	Houston Texans, Jan 09, 2016
	28t	vs.	New Orleans Saints, Jan 14, 2012
	17	vs.	New York Giants, Jan 22, 2012
	16	at	Indianapolis Colts, Jan 04, 2014
	15	at	New England Patriots, Jan 16, 2016
Rushing TDs	13	at	Indianapolis Colts, Jan 04, 2014
	1	vs.	New Orleans Saints, Jan 14, 2012

2005 GAME-BY-GAME REGULAR SEASON STATISTICS (49ERS)

OPPONENT	P/S	PASSING											RUSHING				W/L SCORE
		ATT	CMP	YDS	PCT	Y/A	Y/CTD	INT	LG	SK	YD	RATE	ATT	YDS	LG	TD	
09/11 RAMS		DID NOT PLAY															W 28-25
09/18 at Eagles	P	1	0	0	0.0	0.0	0.0	0	0	0	0	0/0 39.6	1	3	3	0	L 3-42
09/25 COWBOYS		DID NOT PLAY															L 31-34
10/02 at Cardinals	P	10	6	34	60.0	3.4	5.7	0	0	16	2/15	66.2	0	0	0	0	L 14-31
10/09 COLTS	S	23	9	74	39.1	3.2	8.2	0	4	21	5/30	8.5	2	3	6	0	L 3-28
10/23 at Redskins	S	16	8	92	50.0	5.8	11.5	0	1	43	5/38	41.7	2	4	3	0	L 17-52
10/30 BUCCANEERS		INACTIVE															W 15-10
11/06 GIANTS		INACTIVE															L 6-24
11/13 at Bears		INACTIVE															L 9-17
11/20 SEAHAWKS		INACTIVE															L 25-27
11/27 at Titans		DID NOT PLAY															L 22-33
12/04 CARDINALS	S	24	16	185	66.7	7.7	11.6	0	3	31	3/16	50.2	4	12	6	0	L 10-17
12/11 at Seahawks	S	22	9	77	40.9	3.5	8.6	0	1	24	4/26	31.8	6	20	6	0	L 3-41
12/18 at Jaguars	S	24	8	123	33.3	5.1	15.4	0	1	47	2/16	33.9	4	30	19	0	L 9-10
12/24 at Rams	S	16	12	131	75.0	8.2	10.9	0	0	22	5/27	98.7	7	21	7	0	W 24-20
01/01 TEXANS	S	29	16	159	55.2	5.5	9.9	1	1	39	3/17	68.0	4	10	5	0	W 20-17+
2005 TOTALS	9-7	165	84	875	50.9	42.4	81.7	1	11	47	29/185	40.8	30	103	19	0	4-12

+ - Overtime

2006 GAME-BY-GAME REGULAR SEASON STATISTICS (49ERS)

OPPONENT	P/S	PASSING											RUSHING				W/L SCORE
		ATT	CMP	YDS	PCT	Y/A	Y/CTD	INT	LG	SK	YD	RATE	ATT	YDS	LG	TD	
09/10 at Cardinals	S	40	23	288	57.5	7.2	12.5	1	0	46	1/2	88.3	0	0	0	0	L 27-34
09/17 RAMS	S	22	11	233	50.0	10.6	21.2	1	0	72t	0/0	103.0	3	-1	1	0	W 20-13
09/24 EAGLES	S	46	27	293	58.7	6.4	10.9	1	0	75	3/24	84.8	6	39	22	0	L 24-38
10/01 at Chiefs	S	25	13	92	52.0	3.7	7.1	0	2	22	4/16	27.4	4	11	11	0	L 0-41
10/08 RAIDERS	S	19	15	165	78.9	8.7	11.0	3	1	33t	0/0	120.5	2	10	10	0	W 34-20
10/15 CHARGERS	S	31	20	214	64.5	6.9	10.7	2	1	25	5/32	92.7	0	0	0	0	L 19-48
10/29 at Bears	S	25	14	135	56.0	5.4	9.6	1	2	25	2/14	51.2	5	23	9	0	L 10-41
11/05 VIKINGS	S	21	13	105	61.9	5.0	8.1	0	1	22	3/14	54.7	3	4	8	0	W 9-3
11/12 at Lions	S	20	14	136	70.0	6.8	9.7	0	0	23	3/19	88.8	8	15	7	0	W 19-13
11/19 SEAHAWKS	S	25	19	163	76.0	6.5	8.6	1	0	23	1/9	105.9	1	1	1t	1	W 20-14
11/26 at Rams	S	25	13	148	52.0	5.9	11.4	1	2	28	0/0	50.1	0	0	0	0	L 17-20
12/03 at Saints	S	28	14	171	50.0	6.1	12.2	1	3	48t	4/26	41.5	0	0	0	0	L 10-34
12/10 PACKERS	S	29	12	201	41.4	6.9	16.8	1	2	52t	1/7	48.2	3	4	5	0	L 19-30
12/14 at Seahawks	S	25	14	162	56.0	6.5	11.6	2	0	54	0/0	102.4	6	33	18t	1	W 24-14
12/24 CARDINALS	S	29	18	190	62.1	6.6	10.6	0	1	44	4/16	66.7	0	0	0	0	L 20-26
12/31 at Broncos	S	32	17	194	53.1	6.1	11.4	1	1	35	4/23	69.0	3	8	5	0	W 26-23+
2006 TOTALS	16-16	442	257	2,890	58.1	105.2	183.2	16	16	75	35/202	74.8	44	147	22	2	7-9

+ - Overtime

2007 GAME-BY-GAME REGULAR SEASON STATISTICS (49ERS)

OPPONENT	P/S	PASSING											RUSHING				W/L SCORE
		ATT	CMP	YDS	PCT	Y/A	Y/CTD	INT	LG	SK/YD	RATE	ATT	YDS	LG	TD		
09/10 CARDINALS	S	31	15	126	48.4	4.1	8.4	0	0	22	3/24	59.3	3	36	25	0	W 20-17
09/16 at Rams	S	17	11	126	64.7	7.4	11.5	0	0	34	4/29	86.9	2	-1	0	0	W 17-16
09/23 at Steelers	S	35	17	209	48.6	6.0	12.3	1	1	31	2/11	65.1	3	32	25	0	L 16-37
09/30 SEAHAWKS	S	1	0	0	0.0	0.0	0.0	0	0	0	1/10	39.6	0	0	0	0	L 3-23
10/07 RAVENS		INACTIVE															L 7-9
10/21 at Giants		INACTIVE															L 15-33
10/28 SAINTS	S	43	22	190	51.2	4.4	8.6	1	0	20	2/13	70.9	4	16	9	0	L 10-31
11/04 at Falcons	S	38	17	149	44.7	3.9	8.8	0	3	21	2/14	22.8	0	0	0	0	L 16-20
11/12 at Seahawks	S	28	12	114	42.9	4.1	9.5	0	0	45	3/20	54.8	1	6	6	0	L 0-24
11/18 RAMS		DID NOT PLAY															L 9-13
11/25 at Cardinals		INACTIVE															W 37-31+
12/02 at Panthers		INACTIVE															L 14-31
12/09 VIKINGS		INACTIVE															L 7-27
12/15 BENGALS		INJURED RESERVE															W 20-13
12/23 BUCCANEERS		INJURED RESERVE															W 21-19
12/30 at Browns		INJURED RESERVE															L 7-20
2007 TOTALS	7-7	193	94	914	48.7	29.9	59.0	2	4	45	17/121	57.2	13	89	25	0	5-11

2008 GAME-BY-GAME REGULAR SEASON STATISTICS (49ERS)

OPPONENT	P/S	PASSING											RUSHING				W/L	SCORE
		ATT	CMP	YDS	PCT	Y/A	Y/C	TD	INT	LG	SK	YD	RATE	ATT	YDS	LG		
09/07 CARDINALS		INJURED RESERVE															L	13-23
09/14 at Seahawks		INJURED RESERVE															W	33-30+
09/21 LIONS		INJURED RESERVE															W	31-13
09/28 at Saints		INJURED RESERVE															L	17-31
10/05 PATRIOTS		INJURED RESERVE															L	21-30
10/12 EAGLES		INJURED RESERVE															L	26-40
10/19 at Giants		INJURED RESERVE															L	17-29
10/26 SEAHAWKS		INJURED RESERVE															L	13-34
11/10 at Cardinals		INJURED RESERVE															L	24-29
11/16 RAMS		INJURED RESERVE															W	35-16
11/23 at Cowboys		INJURED RESERVE															L	22-35
11/30 at Bills		INJURED RESERVE															W	10-3
12/07 JETS		INJURED RESERVE															W	24-14
12/14 at Dolphins		INJURED RESERVE															L	9-14
12/21 at Rams		INJURED RESERVE															W	17-16
12/28 REDSKINS		INJURED RESERVE															W	27-24
2008 TOTALS	0-0	0	0	0	0.0	0.0	0.0	0	0	0	0/0	0.0	0	0	0	0	7-9	

2009 GAME-BY-GAME REGULAR SEASON STATISTICS (49ERS)

OPPONENT	P/S	PASSING										RUSHING				W/L SCORE
		ATT	CMP	YDS	PCT	Y/A	Y/CTD	INT	LG	SK/YD	RATE	ATT	YDS	LG	TD	
09/13 at Cardinals		DID NOT PLAY														W 20-16
09/20 SEAHAWKS		DID NOT PLAY														W 23-10
09/27 at Vikings	P	0	0	0	0.0	0.0	0.0	0	0	0/0	0.0	0	0	0	0	L 24-27
10/04 RAMS		DID NOT PLAY														W 35-0
10/11 FALCONS		DID NOT PLAY														L 10-45
10/25 at Texans	P	22	15	206	68.2	9.4	13.7	3	1 29t	0/0	118.6	2	16	11	0	L 21-24
11/01 at Colts	S	32	19	198	59.4	6.2	10.4	1	1 27	4/16	74.7	1	10	10	0	L 14-18
11/08 TITANS	S	45	29	286	64.4	6.4	9.9	2	3 40	4/36	69.3	2	11	8	0	L 27-34
11/12 BEARS	S	23	16	118	69.6	5.1	7.4	0	1 20	2/12	63.3	2	2	2	0	W 10-6
11/22 at Packers	S	33	16	227	48.5	6.9	14.2	3	1 38t	3/12	88.8	1	2	2	0	L 24-30
11/29 JAGUARS	S	41	27	232	65.9	5.7	8.6	2	0 30	0/0	96.8	3	8	10	0	W 20-3
12/06 at Seahawks	S	45	27	310	60.0	6.9	11.5	2	0 42	1/7	95.6	1	1	1	0	L 17-20
12/14 CARDINALS	S	35	19	144	54.3	4.1	7.6	2	2 35t	1/6	59.7	4	2	5	0	W 24-9
12/20 at Eagles	S	37	20	177	54.1	4.8	8.9	1	3 22	3/23	42.3	1	1	1	0	L 13-27
12/27 LIONS	S	31	20	230	64.5	7.4	11.5	1	0 50	1/4	97.5	3	-3	-1	0	W 20-6
01/03 at Rams	S	28	17	222	60.7	7.9	13.1	1	0 73t	3/18	97.6	4	1	4	0	W 28-6
2009 TOTALS	12-10	372	225	2,350	60.5	70.7	116.6	18	12 73t	22/134	81.5	24	51	11	0	8-8

2010 GAME-BY-GAME REGULAR SEASON STATISTICS (49ERS)

OPPONENT	P/S	PASSING										RUSHING				W/L SCORE
		ATT	CMP	YDS	PCT	Y/A	Y/CTD	INT	LG	SK/YD	RATE	ATT	YDS	LG	TD	
09/12 at Seahawks	S	45	26	225	57.8	5.0	8.7	0	2 23	2/11	52.5	0	0	0	0	L 6-31
09/20 SAINTS	S	32	23	275	71.9	8.6	12.0	1	2 41	0/0	82.2	4	28	12	0	L 22-25
09/26 at Chiefs	S	42	23	232	54.8	5.5	10.1	1	1 41	5/24	68.8	1	0	0	0	L 10-31
10/03 at Falcons	S	32	21	188	65.6	5.9	9.0	1	2 19	1/7	65.6	1	1	1	0	L 14-16
10/10 EAGLES	S	39	25	309	64.1	7.9	12.4	3	2 36	2/19	92.8	3	16	11	0	L 24-27
10/17 RAIDERS	S	33	16	196	48.5	5.9	12.3	2	0 35	2/5	87.4	4	-2	1	0	W 17-9
10/24 at Panthers	S	19	9	129	47.4	6.8	14.3	1	0 53	1/8	87.4	0	0	0	0	L 20-23
10/31 BRONCOS		INACTIVE														W 24-16
11/14 RAMS		INACTIVE														W 23-20+
11/21 BUCCANEERS		DID NOT PLAY														L 0-21
11/29 at Cardinals		DID NOT PLAY														W 27-6
12/05 at Packers		DID NOT PLAY														L 16-34
12/12 SEAHAWKS	S	27	17	255	63.0	9.4	15.0	3	0 62t	2/14	130.9	4	12	9	0	W 40-21
12/16 at Chargers	S	29	19	165	65.5	5.7	8.7	0	1 36	6/34	66.0	1	6	6	0	L 7-34
12/26 at Rams	P	15	10	120	66.7	8.0	12.0	0	0 33	2/4	91.0	0	0	0	0	L 17-25
01/02 CARDINALS	S	29	15	276	51.7	9.5	18.4	2	0 59t	2/14	107.8	1	-1	-1	0	W 38-7
2010 TOTALS	11-10	342	204	2,370	59.6	78.3	132.7	14	10 62t	25/140	82.1	19	60	12	0	6-10

2011 GAME-BY-GAME REGULAR SEASON STATISTICS (49ERS)

OPPONENT	P/S	PASSING										RUSHING				W/L SCORE
		ATT	CMP	YDS	PCT	Y/A	Y/CTD	INT	LG	SK/YD	RATE	ATT	YDS	LG	TD	
09/11 SEAHAWKS	S	20	15	124	75.0	6.2	8.3	0	0 27	0/0	90.4	7	22	11	1	W 33-17
09/18 COWBOYS	S	24	16	179	66.7	7.5	11.2	2	1 29t	6/47	99.1	3	21	12	0	L 24-27+
09/25 at Bengals	S	30	20	201	66.7	6.7	10.1	0	0 39	5/25	85.6	0	0	0	0	W 13-8
10/02 at Eagles	S	33	21	291	63.6	8.8	13.9	2	0 44	3/13	112.1	1	-1	-1	0	W 24-23
10/09 BUCCANEERS	S	19	11	170	57.9	8.9	15.5	3	0 26t	0/0	127.2	0	0	0	0	W 48-3
10/16 at Lions	S	32	17	125	53.1	3.9	7.4	1	1 27	2/14	60.0	2	5	3	0	W 25-19
10/30 BROWNS	S	24	15	177	62.5	7.4	11.8	1	0 41	1/3	98.8	4	22	9	0	W 20-10
11/06 at Redskins	S	24	17	200	70.8	8.3	11.8	1	0 30t	2/12	109.7	4	9	8	0	W 19-11
11/13 GIANTS	S	30	19	242	63.3	8.1	12.7	1	1 31t	2/14	85.7	6	27	14	0	W 27-20
11/20 CARDINALS	S	38	20	267	52.6	7.0	13.4	2	1 38	0/0	81.8	7	17	11	0	W 23-7
11/24 at Ravens	S	24	15	140	62.5	5.8	9.3	0	1 20	9/44	61.1	2	12	8	0	L 6-16
12/04 RAMS	S	23	17	274	73.9	11.9	16.1	2	0 56t	4/29	142.3	2	10	8	0	W 26-0
12/11 at Cardinals	S	37	18	175	48.6	4.7	9.7	0	0 32	5/32	62.3	1	-3	-3	0	L 19-21
12/19 STEELERS	S	31	18	187	58.1	6.0	10.4	1	0 31	0/0	86.4	3	12	14	0	W 20-3
12/24 at Seahawks	S	26	14	179	53.8	6.9	12.8	0	0 41	2/8	75.6	5	22	12	0	W 19-17
01/01 at Rams	S	30	20	213	66.7	7.1	10.7	1	0 44	3/22	98.3	5	4	8t	1	W 34-27
2011 TOTALS	16-16	445	273	3,144	61.3	115.3	184.8	17	5 56t	44/263	90.7	52	179	14	2	13-3

+ - Overtime

2012 GAME-BY-GAME REGULAR SEASON STATISTICS (49ERS)

		PASSING											RUSHING					
OPPONENT	P/S	ATT	CMP	YDS	PCT	Y/A	Y/C	TD	INT	LG	SK/YD	RATE	ATT	YDS	LG	TD	W/L	SCORE
09/09 at Packers	S	26	20	211	76.9	8.1	10.6	2	0	29	4/20	125.6	5	13	5	0	W	30-22
09/16 LIONS	S	31	20	226	64.5	7.3	11.3	2	0	23t	3/25	107.7	4	7	10	0	W	27-19
09/23 at Vikings	S	35	24	204	68.6	5.8	8.5	1	1	22	3/13	81.1	4	26	10	0	L	13-24
09/30 at Jets	S	21	12	143	57.1	6.8	11.9	0	0	26	2/9	78.1	3	12	9	0	W	34-0
10/07 BILLS	S	24	18	303	75.0	12.6	16.8	3	0	53	0/0	156.2	3	49	24	0	W	45-3
10/14 GIANTS	S	30	19	200	63.3	6.7	10.5	0	3	55	4/31	43.1	2	5	4	0	L	3-26
10/18 SEAHAWKS	S	23	14	140	60.9	6.1	10.0	1	1	18	2/2	74.5	5	11	8	0	W	13-6
10/29 at Cardinals	S	19	18	232	94.7	12.2	12.9	3	0	47t	4/28	157.1	1	6	6	0	W	24-3
11/11 RAMS	S	8	7	72	87.5	9.0	10.3	1	0	19	2/9	143.8	2	5	4	0	L	24-24
11/19 BEARS		INACTIVE															W	32-7
11/25 at Saints		DID NOT PLAY															W	31-21
12/02 at Rams		DID NOT PLAY															L	13-16+
12/09 DOLPHINS		DID NOT PLAY															W	27-13
12/16 at Patriots		DID NOT PLAY															W	41-34
12/23 at Seahawks		DID NOT PLAY															L	13-42
12/30 CARDINALS	P	1	1	6	100.0	6.0	6.0	0	0	6	0/0	91.7	2	-2	-1	0	W	27-13
2012 TOTALS	10-9	218	153	1,737	70.2	80.6	108.8	13	5	55	24/137	104.1	31	132	24	0	11-5	

2013 GAME-BY-GAME REGULAR SEASON STATISTICS (CHIEFS)

		PASSING											RUSHING						
OPPONENT	P/S	ATT	CMP	YDS	PCT	Y/A	Y/CTD	INT	LG	SK/YD	RATE	ATT	YDS	LG	TD	W/L	SCORE		
09/08 at Jaguars	S	34	21	173	61.8	5.1	8.2	2	0	26	1/2 94.4	4	25	13	0	W	28-2		
09/15 COWBOYS	S	36	21	223	58.3	6.2	10.6	2	0	31	4/24 95.0	8	57	17	0	W	17-16		
09/19 at Eagles	S	35	22	273	62.9	7.8	12.4	0	0	51	5/25 87.0	11	32	9	0	W	26-16		
09/29 GIANTS	S	41	24	288	58.5	7.0	12.0	3	2	34t	1/0 84.2	7	37	11	0	W	31-7		
10/06 at Titans	S	39	20	245	51.3	6.3	12.3	0	1	44	2/12 60.3	3	10	6	0	W	26-17		
10/13 RAIDERS	S	31	14	128	45.2	4.1	9.1	0	0	24	3/23 56.9	4	29	13	0	W	24-7		
10/20 TEXANS	S	34	23	240	67.6	7.1	10.4	0	1	43	2/9 75.6	6	28	23	1	W	17-16		
10/27 BROWNS	S	36	24	225	66.7	6.3	9.4	2	0	28t	6/30 102.2	6	40	23	0	W	23-17		
11/03 at Bills	S	29	19	124	65.5	4.3	6.5	0	0	20	2/9 74.5	4	7	8	0	W	23-13		
11/17 at Broncos	S	45	21	230	46.7	5.1	11.0	2	0	26	3/30 77.1	5	52	25	0	L	17-27		
11/24 CHARGERS	S	38	26	294	68.4	7.7	11.3	3	1	36	3/13 106.7	2	-3	-1	0	L	38-41		
12/01 BRONCOS	S	42	26	293	61.9	7.0	11.3	2	1	28	0/0 88.7	4	46	26	0	L	28-35		
12/08 at Redskins	S	20	14	137	70.0	6.9	9.8	2	0	22t	0/0 122.3	2	7	4	0	W	45-10		
12/15 at Raiders	S	20	17	287	85.0	14.4	16.9	5	0	71t	2/12 158.3	4	17	11	0	W	56-31		
12/22 COLTS	S	28	16	153	57.1	5.5	9.6	0	1	19	5/21 57.6	6	47	22	0	L	7-23		
12/29 at Chargers		INACTIVE																L	24-27+
2013 TOTALS	15-15	508	308	3,313	60.6	100.6	160.8	23	7	71t	39/210 89.1	76	431	26	1	11-5			

2014 GAME-BY-GAME REGULAR SEASON STATISTICS (CHIEFS)

		PASSING											RUSHING					
OPPONENT	P/S	ATT	CMP	YDS	PCT	Y/A	Y/C	TD	INT	LG	SK/YD	RATE	ATT	YDS	LG	TD	W/L	SCORE
09/07 TITANS	S	35	19	202	54.3	5.8	10.6	1	3	27	4/24	45.2	6	36	17	0	L	10-26
09/14 at Broncos	S	42	26	255	61.9	6.1	9.8	0	0	24	2/8	79.0	5	42	25	0	L	17-24
09/21 at Dolphins	S	25	19	186	76.0	7.4	9.8	3	0	26	5/18	136.0	2	17	13	0	W	34-15
09/29 PATRIOTS	S	26	20	248	76.9	9.5	12.4	3	0	33	2/12	144.4	4	8	8	0	W	41-14
10/05 at 49ers	S	30	16	158	53.3	5.3	9.9	1	1	18	0/0	65.7	1	6	6	0	L	17-22
10/19 at Chargers	S	28	19	221	67.9	7.9	11.6	1	0	26	3/10	103.4	6	29	9	0	W	23-20
10/26 RAMS	S	29	25	223	86.2	7.7	8.9	0	0	30	2/8	98.7	3	24	15	0	W	34-7
11/02 JETS	S	31	21	199	67.7	6.4	9.5	2	0	34	1/3	106.8	0	0	0	0	W	24-10
11/09 at Bills	S	29	17	177	58.6	6.1	10.4	0	0	27	6/26	76.4	4	25	12	1	W	17-13
11/16 SEAHAWKS	S	16	11	108	68.8	6.8	9.8	0	0	23	0/0	87.5	2	-1	0	0	W	24-20
11/20 at Raiders	S	36	20	234	55.6	6.5	11.7	2	0	30t	2/17	94.0	2	5	3	0	L	20-24
11/30 BRONCOS	S	23	15	153	65.2	6.7	10.2	2	1	20t	6/43	95.0	5	6	5	0	L	16-29
12/07 at Cardinals	S	39	26	293	66.7	7.5	11.3	1	1	41	5/29	86.8	4	26	21	0	L	14-17
12/14 RAIDERS	S	30	18	297	60.0	9.9	16.5	2	0	70t	1/2	115.6	3	17	8	0	W	31-13
12/21 at Steelers	S	45	31	311	68.9	6.9	10.0	0	0	33	6/29	88.3	2	14	11	0	L	12-20
12/28 CHARGERS		INACTIVE															W	19-7
2014 TOTALS	15-15	464	303	3,265	65.3	106.4	162.5	18	6	70t	45/229	93.4	49	254	25	1	9-7	

2015 GAME-BY-GAME REGULAR SEASON STATISTICS (CHIEFS)

OPPONENT	P/S	PASSING										RUSHING				W/L SCORE	
		ATT	CMP	YDS	PCT	Y/A	Y/C	TD	INT	LG	SK/YD	RATE	ATT	YDS	LG		TD
09/13 at Texans	S	33	22	243	66.7	7.4	11.0	3	0	42t	2/10	118.6	9	15	5	0	W 27-20
09/17 BRONCOS	S	25	16	191	64.0	7.6	11.9	0	2	30	4/21	53.9	3	15	11	0	L 24-31
09/28 at Packers	S	40	24	290	60.0	7.3	12.1	1	1	61	7/39	80.2	6	33	19	0	L 28-38
10/04 at Bengals	S	45	31	386	68.9	8.6	12.5	0	0	44	5/38	95.2	5	25	10	0	L 21-36
10/11 BEARS	S	30	16	181	53.3	6.0	11.3	1	0	26	3/11	82.8	3	21	8	0	L 17-18
10/18 at Vikings	S	37	22	282	59.5	7.6	12.8	1	0	42t	2/11	92.4	2	10	7	0	L 10-16
10/25 STEELERS	S	32	21	251	65.6	7.8	12.0	1	0	40	2/12	99.9	3	5	7	0	W 23-13
11/01 LIONS	S	26	18	145	69.2	5.6	8.1	2	0	23	3/15	108.7	5	78	49	1	W 45-10
11/15 at Broncos	S	31	17	204	54.8	6.6	12.0	1	0	80t	2/7	86.0	6	33	17	0	W 29-13
11/22 at Chargers	S	25	20	253	80.0	10.1	12.7	0	0	47	3/21	108.8	7	33	10	0	W 33-3
11/29 BILLS	S	30	19	255	63.3	8.5	13.4	2	0	41t	1/0	112.5	6	35	11	0	W 30-22
12/06 at Raiders	S	22	16	162	72.7	7.4	10.1	2	0	26	4/19	123.7	5	23	19	1	W 34-20
12/13 CHARGERS	S	23	15	191	65.2	8.3	12.7	1	1	44t	2/12	87.4	5	40	18	0	W 10-3
12/20 at Ravens	S	25	21	171	84.0	6.8	8.1	1	0	29	3/7	108.5	4	17	8	0	W 34-14
12/27 BROWNS	S	22	15	125	68.2	5.7	8.3	2	1	19	1/3	93.9	6	54	29	0	W 17-13
01/03 RAIDERS	S	24	14	156	58.3	6.5	11.1	2	2	25t	1/9	70.8	9	61	22	0	W 23-17
2015 TOTALS	16-16	470	307	3,486	65.3	117.8	180.2	20	7	80t	45/235	95.4	84	498	49	2	11-5

2016 GAME-BY-GAME REGULAR SEASON STATISTICS (CHIEFS)

		PASSING											RUSHING						
OPPONENT	P/S	ATT	CMP	YDS	PCT	Y/A	Y/C	TD	INT	LG	SK/YD	RATE	ATT	YDS	LG	TD	W/L	SCORE	
09/11 CHARGERS	S	48	34	363	70.8	7.6	10.7	2	1	45	3/33	97.8	4	15	7	1	W	33-27+	
2016 TOTALS	1-1	48	34	363	70.8	7.6	10.7	2	1	45	3/33	97.8	4	15	7	1	1-0		

+ - Overtime

2011 GAME-BY-GAME PLAYOFF STATISTICS (49ERS)

		PASSING										RUSHING					
OPPONENT	P/S	ATT	CMP	YDS	PCT	Y/A	Y/C	TD	INT	LG	SK/YD	RATE	ATT	YDS	LG	TD	W/L SCORE
01/14 SAINTS	S	42	24	299	57.1	7.1	12.5	3	0	49t	4/35	103.2	1	28	28t	1	W 36-32
01/22 GIANTS	S	26	12	196	46.2	7.5	16.3	2	0	73t	3/18	97.6	6	42	17	0	L 17-20+
2011 TOTALS	2-2	68	36	495	52.9	14.7	28.8	5	0	73t	7/53	101.0	7	70	28t	1	1-1

+ - Overtime

2012 GAME-BY-GAME PLAYOFF STATISTICS (49ERS)

		PASSING												RUSHING					
OPPONENT	P/S	ATT	CMP	YDS	PCT	Y/A	Y/C	TD	INT	LG	SK	YD	RATE	ATT	YDS	LG	TD	W/L	SCORE
01/12 PACKERS		DID NOT PLAY																W	45-31
01/20 at Falcons		DID NOT PLAY																W	28-24
02/03 RAVENS		DID NOT PLAY																L	31-34
2012 TOTALS	0-0	0	0	0	0.0	0.0	0.0	0	0	0	0/0	0.0	0	0	0	0	0	2-1	

2013 GAME-BY-GAME PLAYOFF STATISTICS (CHIEFS)

		PASSING										RUSHING					
OPPONENT	P/S	ATT	CMP	YDS	PCT	Y/A	Y/C	TD	INT	LG	SK/YD	RATE	ATT	YDS	LG	TD	W/L SCORE
01/04 at Colts	S	46	30	378	65.2	8.2	12.6	4	0	79t	2/15	119.7	8	57	16	0	L 44-45
2013 TOTALS	1-1	46	30	378	65.2	8.2	12.6	4	0	79t	2/15	119.7	8	57	16	0	0-1

2015 GAME-BY-GAME PLAYOFF STATISTICS (CHIEFS)

		PASSING										RUSHING					
OPPONENT	P/S	ATT	CMP	YDS	PCT	Y/A	Y/C	TD	INT	LG	SK/YD	RATE	ATT	YDS	LG	TD	W/L SCORE
01/09 at Texans	S	22	17	190	77.3	8.6	11.2	1	1	48	3/17	98.7	5	27	11	0	W 30-0
01/16 at Patriots	S	50	29	246	58.0	4.9	8.5	1	0	26	1/3	77.6	9	44	15	0	L 20-27
2015 TOTALS	2-2	72	46	436	63.9	13.6	19.7	2	1	48	4/20	84.0	14	71	15	0	1-1



TERRANCE SMITH LINEBACKER



6-4 • 235 • Born: 05/03/93
Decatur, Ga. • NFL Exp: First Season (1st with Chiefs)
GP/GS (Playoffs) 0/0 (0/0)
FA-16 • Florida State

- Rookie linebacker enters his first NFL season with the Chiefs in 2016.
- Entered the league as an undrafted rookie free agent signed on May 6, 2016.

Transactions:

Signed to the Chiefs practice squad (9/4/16) ... Released by Kansas City (9/3/16) ... Originally entered the NFL as a college free agent signed by the Chiefs (5/6/16).

COLLEGE

A two-time All-ACC Honorable Mention member at Florida State ... Finished his career with 217 total tackles ... Despite missing four games as a senior in 2015, still finished the season fourth on the team in tackles with 66, added 4.5 tackles for loss ... Ranked third on Florida State's defense with 87 tackles and eighth in the ACC with 8.7 tackles per game ... Recorded 59 tackles as a sophomore in 2013 including 2.5 TFLs ... Named to the All-ACC second team as a junior and the College Football News Sophomore All-America second team in 2013.

PERSONAL

- Lettered in track and football at Southwest DeKalb (Ga.) High School.
- Graduated from Florida State with a degree in social science.

TERRANCE SMITH - NFL REGULAR SEASON STATISTICS

TEAM	GP	GS	TACKLES								INTERCEPTIONS					O. FUMB			ST		MISC	
			TK	S	A	TFL	YDS	SK	YDS	QBH	NO	YDS	LG	TD	PD	FF	FR	YDS	S	A	S	A
2016 Chiefs	0	0	0	0	0	0	0	0.0	0.0	0	0	0	0	0	0	0	0	0	0	0	0	
NFL TOTALS	0	0	0	0	0	0	0	0.0	0.0	0	0	0	0	0	0	0	0	0	0.0	0	0.0	

2016 GAME-BY-GAME REGULAR SEASON STATISTICS (CHIEFS)

OPPONENT	TACKLES								INTERCEPTIONS					O. FUMB			ST		MISC		SCORE
	TK	S	A	SK	YDS	TFL	YDS	QBH	NO	YDS	LG	TD	PD	FF	FR	YDS	S	A	S	A	
09/11 CHARGERS	PRACTICE SQUAD																			W 33-27+	
2016 TOTALS	0-0	0	0	0	0	0.0	0	0	0	0	0	0	0	0	0	0	0	0	0	0	1-0



DANIEL SORENSEN SAFETY



6-2 • 208 • Born: 03/05/90
Colton, Calif. • NFL Exp: Third Season (3rd with Chiefs)
GP/GS (Playoffs) 26/0 (2/0)
FA-14 • Brigham Young

- Third-year safety enters his third NFL season with Kansas City in 2016.
- Has played in 26 games, tallying 16 tackles (14 solo), 1.0 sack (-7.0 yards), three quarterback pressures, two

passes defended and 12 special teams tackles.

- Blocked a field goal against Cleveland in Week 16 of the 2015 season.
- Spent six weeks on the club's practice squad in 2014.

Transactions:

Signed by the Chiefs (4/18/16) ... Signed to Kansas City's active roster (11/1/14) ... Signed to Kansas City's practice squad (9/11/14) ... Waived by Kansas City (9/9/14) ...

Signed by Kansas City as an undrafted free agent (5/12/14).

COLLEGE

Four-year letterwinner, played in 51 games, recording 211 tackles (122 solo), 1.0 sack (-9 yards), eight interceptions returned for 81 yards and one touchdown, a school-record 23 passes defensed, two forced fumbles and two fumble recoveries ... Named a team captain and earned first-team Phil Steele All-Independent honors as a senior.

PERSONAL

- Prepped at Colton High School in Colton, Calif., where he earned first-team all-conference honors playing both defense and offense.
- Also served as the team's punter at Colton and had 17 punts, averaging 47.78 yards per punt his senior year to earn him first-team all-league.
- Missed the 2009-10 seasons when he served in the Costa Rica San Jose Mission.
- Is an Eagle Scout.
- Majored in business.
- Older brother Brad played QB at Southern Utah and was drafted in the seventh-round by the San Diego Chargers in the 2013 NFL Draft.

DANIEL SORENSEN - NFL REGULAR SEASON STATISTICS

TEAM	GPGS	TACKLES									INTERCEPTIONS					O. FUMB			ST		MISC	
		TK	S	A	TFL	YDS	SK	YDS	QBH	NO	YDS	LG	TD	PD	FF	FR	YDS	S	A	S	A	
2014 Chiefs	9 0	0	0	0	0	0	0.0	0.0	0	0	0	0	0	0	0	0	0	6	1	0	0	
2015 Chiefs	16 0	16	14	2	1	7	1.0	7.0	2	0	0	0	0	2	0	0	0	6	1	0	0	
2016 Chiefs	1 0	0	0	0	0	0	0.0	0.0	1	0	0	0	0	0	0	0	0	0	0	0	0	
NFL TOTALS	26 0	16	14	2	1	7	1.0	7.0	3	0	0	0	0	2	0	0	0	12	2.0	0	0.0	

DANIEL SORENSEN - NFL PLAYOFF STATISTICS

TEAM	GP GS		TACKLES								INTERCEPTIONS					O. FUMB			ST		MISC	
			TK	S	A	TFL	YDS	SK	YDS	QBH	NO	YDS	LG	TD	PD	FF	FR	YDS	S	A	S	A
2015 Chiefs	2	0	1	0	1	0	0	0.0	0.0	0	0	0	0	0	0	0	0	0	0	0	0	0
NFL TOTALS	2	0	1	0	1	0	0	0.0	0.0	0	0	0	0	0	0	0	0	0	0.0	0	0.0	

SINGLE-GAME HIGHS

Tackles

5 at Oakland Raiders, Dec 06, 2015
 3 at Baltimore Ravens, Dec 20, 2015
 3 vs. San Diego Chargers, Dec 13, 2015
 3 at Denver Broncos, Nov 15, 2015
 2 vs. Oakland Raiders, Jan 03, 2016
 ...3 more at 2.

Sacks

1.00 at Oakland Raiders, Dec 06, 2015
 1 at Baltimore Ravens, Dec 20, 2015
 1 at Denver Broncos, Nov 15, 2015

Pass Defenses

1.00 at Oakland Raiders, Dec 06, 2015
 2 vs. San Diego Chargers, Dec 28, 2014
 1 vs. Cleveland Browns, Dec 27, 2015
 1 at Oakland Raiders, Dec 06, 2015
 1 vs. Buffalo Bills, Nov 29, 2015
 ...7 more at 1.

Tackles For Loss

Special Team Tackles

2014 GAME-BY-GAME REGULAR SEASON STATISTICS (CHIEFS)

OPPONENT			TACKLES							INTERCEPTIONS					O. FUMB			ST		MISC		SCORE	
			TK	S	A	SK	YDS	TFL	YDS	QBH	NO	YDS	LG	TD	PD	FF	FR	YDS	S	A	S		
09/07	TITANS	P	0	0	0	0.0	0.0	0	0	0	0	0	0	0	0	0	0	1	0	0	0	L 10-26	
09/14	at Broncos		PRACTICE SQUAD										L 17-24										
09/21	at Dolphins		PRACTICE SQUAD										W 34-15										
09/29	PATRIOTS		PRACTICE SQUAD										W 41-14										
10/05	at 49ers		PRACTICE SQUAD										L 17-22										
10/19	at Chargers		PRACTICE SQUAD										W 23-20										
10/26	RAMS		PRACTICE SQUAD										W 34-7										
11/02	JETS	P	0	0	0	0.0	0.0	0	0	0	0	0	0	0	0	0	0	0	0	0	0	W 24-10	
11/09	at Bills		INACTIVE										W 17-13										
11/16	SEAHAWKS	P	0	0	0	0.0	0.0	0	0	0	0	0	0	0	0	0	0	0	0	0	0	W 24-20	
11/20	at Raiders	P	0	0	0	0.0	0.0	0	0	0	0	0	0	0	0	0	0	0	0	0	0	L 20-24	
11/30	BRONCOS	P	0	0	0	0.0	0.0	0	0	0	0	0	0	0	0	0	0	1	0	0	0	L 16-29	
12/07	at Cardinals	P	0	0	0	0.0	0.0	0	0	0	0	0	0	0	0	0	0	1	0	0	0	L 14-17	
12/14	RAIDERS	P	0	0	0	0.0	0.0	0	0	0	0	0	0	0	0	0	0	1	0	0	0	W 31-13	
12/21	at Steelers	P	0	0	0	0.0	0.0	0	0	0	0	0	0	0	0	0	0	0	1	0	0	L 12-20	
12/28	CHARGERS	P	0	0	0	0.0	0.0	0	0	0	0	0	0	0	0	0	0	2	0	0	0	W 19-7	
2014 TOTALS		9-0	0	0	0	0	0.0	0	0	0	0	0	0	0	0	0	0	6	1	0	0	9-7	

2015 GAME-BY-GAME REGULAR SEASON STATISTICS (CHIEFS)

OPPONENT			TACKLES							INTERCEPTIONS					O. FUMB			ST		MISC		SCORE
			TK	S	A	SK	YDS	TFL	YDS	QBH	NO	YDS	LG	TD	PD	FF	FR	YDS	S	A	S	
09/13	at Texans	P	0	0	0	0.0	0.0	0	0	0	0	0	0	0	0	0	0	0	0	0	0	W 27-20
09/17	BRONCOS	P	0	0	0	0.0	0.0	0	0	0	0	0	0	0	0	0	0	0	0	0	0	L 24-31
09/28	at Packers	P	0	0	0	0.0	0.0	0	0	0	0	0	0	0	0	0	0	0	0	0	0	L 28-38
10/04	at Bengals	P	0	0	0	0.0	0.0	0	0	0	0	0	0	0	0	0	0	0	1	0	0	L 21-36
10/11	BEARS	P	0	0	0	0.0	0.0	0	0	0	0	0	0	0	0	0	0	0	0	0	0	L 17-18
10/18	at Vikings	P	0	0	0	0.0	0.0	0	0	0	0	0	0	0	0	0	0	0	0	0	0	L 10-16
10/25	STEELERS	P	0	0	0	0.0	0.0	0	0	0	0	0	0	0	0	0	0	0	1	0	0	W 23-13
11/01	LIONS	P	0	0	0	0.0	0.0	0	0	0	0	0	0	0	0	0	0	0	1	0	0	W 45-10
11/15	at Broncos	P	3	3	0	0.0	0.0	0	0	0	0	0	0	0	1	0	0	0	0	0	0	W 29-13
11/22	at Chargers	P	0	0	0	0.0	0.0	0	0	0	0	0	0	0	0	0	0	0	0	0	0	W 33-3
11/29	BILLS	P	0	0	0	0.0	0.0	0	0	0	0	0	0	0	0	0	0	0	1	1	0	W 30-22
12/06	at Raiders	P	4	3	1	1.0	7.0	1	7	1	0	0	0	0	0	0	0	0	1	0	0	W 34-20
12/13	CHARGERS	P	3	3	0	0.0	0.0	0	0	0	0	0	0	0	0	0	0	0	0	0	0	W 10-3
12/20	at Ravens	P	3	3	0	0.0	0.0	0	0	0	0	0	0	0	1	0	0	0	0	0	0	W 34-14
12/27	BROWNS	P	1	1	0	0.0	0.0	0	0	0	0	0	0	0	0	0	0	0	1	0	0	W 17-13
01/03	RAIDERS	P	2	1	1	0.0	0.0	0	0	1	0	0	0	0	0	0	0	0	0	0	0	W 23-17
2015 TOTALS	16-0	16	14	2	1	7.0	1	7	2	0	0	0	0	2	0	0	0	6	1	0	0	11-5

2016 GAME-BY-GAME REGULAR SEASON STATISTICS (CHIEFS)

		TACKLES								INTERCEPTIONS					O. FUMB			ST		MISC		SCORE
		TK	S	A	SK	YDS	TFL	YDS	QBH	NO	YDS	LG	TD	PD	FF	FR	YDS	S	A	S	A	
09/11	CHARGERS	P	0	0	0	0.0	0.0	0	0	1	0	0	0	0	0	0	0	0	0	0	0	W 33-27+
2016 TOTALS		1-0	0	0	0	0	0.0	0	0	1	0	0	0	0	0	0	0	0	0	0	0	1-0

+ - Overtime

2015 GAME-BY-GAME PLAYOFF STATISTICS (CHIEFS)

OPPONENT			TACKLES						INTERCEPTIONS					O. FUMB			ST		MISC			SCORE
			TK	S	A	SK	YDS	TFL	YDS	QBH	NO	YDS	LG	TD	PD	FF	FR	YDS	S	A	S	A
01/09 at Texans	P		0	0	0	0.0	0.0	0	0	0	0	0	0	0	0	0	0	0	0	0	0	W 30-0
01/16 at Patriots	P		1	0	1	0.0	0.0	0	0	0	0	0	0	0	0	0	0	0	0	0	0	L 20-27
2015 TOTALS	2-0		1	0	1	0	0.0	0	0	0	0	0	0	0	0	0	0	0	0	0	0	1-1



DE'ANTHONY THOMAS WIDE RECEIVER



13

5-8 • 176 • Born: 01/05/93
Los Angeles, Calif. • NFL Exp: Third Season (3rd with Chiefs)
GP/GS (Playoffs) 23/4 (0/0)
D4-14 • Oregon

- Third-year wide receiver enters his third season with Kansas City in 2016.
- Earned an AFC Special Teams Player of the Week award after he had 156 punt return yards vs. Oakland (12/14), which ranks as the second-highest total in franchise history.
- Named to the PFWA's 2015 All-Rookie Team as punt returner.
- Had 156 punt return yards vs. Oakland (12/14/14),

which ranked as the second-highest single-game total in franchise history and earned him his first AFC Special Teams Player of the Week award.

- Drafted by the Chiefs with the 124th overall pick in the fourth round of the 2014 NFL Draft.

Transactions:

Originally entered the NFL as the Chiefs fourth-round pick (124th overall) in the 2014 NFL Draft.

COLLEGE

Played in 37 games (19 starts) at Oregon, posting 243 carries for 1,961 yards (8.1 avg.) with 26 touchdowns and recorded 113 receptions for 1,296 yards (11.5 avg.) with 15 touchdowns ... Also returned 16 punts for 274 yards (17.1 avg.) with one touchdown and took back 73 kickoffs for 1,885 yards (25.8 avg.) and four touchdowns ... Became first Oregon player in 47 years to score touchdowns rushing, receiving, returning punts and kickoffs in the same season in 2012 ... Set a school record for number of touchdowns by a freshman (18).

PERSONAL

- Majored in family and human services.
- Ran the anchor leg on 4x100 meter relay that advanced Oregon to NCAA Championships and posted sixth-fastest time in school history (39.89).
- Attended Crenshaw High School in Los Angeles, Calif., where he played on both sides of the ball.
- Played for the Crenshaw Bears in Snoop Dogg's Pop Warner football league at age 12.
- Nickname is "Black Momba."

DE'ANTHONY THOMAS - NFL REGULAR SEASON STATISTICS

TEAM	GP	GS	RUSHING						RECEIVING				
			NO.	YDS.	AVG.	LG	TD		NO.	YDS	AVG	LG	TD
2014 Chiefs	12	3	14	113	8.1	26	1		23	156	6.8	30	0
2015 Chiefs	10	1	9	34	3.8	13	1		17	140	8.2	36	1
2016* Chiefs	0	0	0	0	0.0	0	0		0	0	0.0	0	0
NFL TOTALS	22	4	23	147	6.4	26	2		40	296	7.4	36	1

DE'ANTHONY THOMAS - NFL REGULAR SEASON RETURN STATISTICS

TEAM	KICKOFF RETURNS					PUNT RETURNS					
	RET.	YDS.	AVG.	LG	TD	NO.	FC	YDS	AVG	LG	TD
2014 Chiefs	14	428	30.6	78	0	34	0	405	11.9	81t	1
2015 Chiefs	6	138	23.0	30	0	29	2	227	7.8	37	0
2016 Chiefs	0	0	0.0	0	0	0	0	0	0.0	0	0
NFL TOTALS	20	566	28.3	78	0	63	2	632	10.0	81t	1

SINGLE-GAME HIGHS

Rush Attempts	3	vs.	Seattle Seahawks, Nov 16, 2014
	2	at	Cincinnati Bengals, Oct 04, 2015
	2	vs.	Oakland Raiders, Dec 14, 2014
	2	at	Arizona Cardinals, Dec 07, 2014
	1	at	San Diego Chargers, Nov 22, 2015
	...13 more at 1.		
Rushing Yards	26	vs.	New York Jets, Nov 02, 2014
	22	vs.	Seattle Seahawks, Nov 16, 2014
	18	vs.	San Diego Chargers, Dec 28, 2014
	17	at	San Francisco 49ers, Oct 05, 2014
	14	vs.	Oakland Raiders, Dec 14, 2014
Longest Runs	26	vs.	New York Jets, Nov 02, 2014
	18	vs.	San Diego Chargers, Dec 28, 2014
	17t	at	San Francisco 49ers, Oct 05, 2014
	13	vs.	Pittsburgh Steelers, Oct 25, 2015
	10t	vs.	Detroit Lions, Nov 01, 2015
Rushing TDs	1	vs.	Detroit Lions, Nov 01, 2015
	1	at	San Francisco 49ers, Oct 05, 2014
Receptions	6	at	Pittsburgh Steelers, Dec 21, 2014
	4	at	Denver Broncos, Nov 15, 2015
	4	vs.	Los Angeles Rams, Oct 26, 2014
	3	vs.	Detroit Lions, Nov 01, 2015
	3	vs.	San Diego Chargers, Dec 28, 2014
Receiving Yards	47	at	Pittsburgh Steelers, Dec 21, 2014
	37	at	Denver Broncos, Nov 15, 2015
	28	vs.	San Diego Chargers, Dec 28, 2014
	24	vs.	Chicago Bears, Oct 11, 2015
	22	vs.	Detroit Lions, Nov 01, 2015
Longest Receptions	36	at	Denver Broncos, Nov 15, 2015
	30	vs.	San Diego Chargers, Dec 28, 2014
	23	vs.	Detroit Lions, Nov 01, 2015
	19t	vs.	Chicago Bears, Oct 11, 2015
	19	at	Pittsburgh Steelers, Dec 21, 2014
Receiving TDs	1	vs.	Chicago Bears, Oct 11, 2015
All-purpose yards	175	vs.	Oakland Raiders, Dec 14, 2014
	144	vs.	New York Jets, Nov 02, 2014
	115	vs.	San Diego Chargers, Dec 28, 2014
	109	at	San Diego Chargers, Oct 19, 2014
	100	vs.	Detroit Lions, Nov 01, 2015
Kickoff Returns	4	vs.	Denver Broncos, Nov 30, 2014
	2	at	Pittsburgh Steelers, Dec 21, 2014
	2	at	Arizona Cardinals, Dec 07, 2014
	2	at	San Diego Chargers, Oct 19, 2014
	1	vs.	Detroit Lions, Nov 01, 2015
	...9 more at 1.		
Kickoff Return Yards	89	vs.	Denver Broncos, Nov 30, 2014
	78	vs.	New York Jets, Nov 02, 2014
	62	at	Arizona Cardinals, Dec 07, 2014
	48	at	Oakland Raiders, Nov 20, 2014
	45	at	Pittsburgh Steelers, Dec 21, 2014
Longest Kickoff Return	78	vs.	New York Jets, Nov 02, 2014
	48	at	Oakland Raiders, Nov 20, 2014
	39	at	Arizona Cardinals, Dec 07, 2014
	38	at	Buffalo Bills, Nov 09, 2014
	32	vs.	Seattle Seahawks, Nov 16, 2014
Fair Catches	1	at	Denver Broncos, Nov 15, 2015
	1	vs.	Denver Broncos, Sep 17, 2015

Punt Return Yards

156 vs. Oakland Raiders, Dec 14, 2014
 81 at Houston Texans, Sep 13, 2015
 69 vs. San Diego Chargers, Dec 28, 2014
 47 at San Diego Chargers, Oct 19, 2014
 41 vs. Detroit Lions, Nov 01, 2015

Longest Punt Return

81t vs. Oakland Raiders, Dec 14, 2014
 41 vs. San Diego Chargers, Dec 28, 2014
 37 vs. Detroit Lions, Nov 01, 2015
 28 at San Francisco 49ers, Oct 05, 2014
 27 at San Diego Chargers, Oct 19, 2014

Punt Returns

8 vs. Oakland Raiders, Dec 14, 2014
 6 vs. Detroit Lions, Nov 01, 2015
 5 at Green Bay Packers, Sep 28, 2015
 5 at Houston Texans, Sep 13, 2015
 4 vs. Denver Broncos, Sep 17, 2015

...2 more at 4.

Punt Return TDs

1 vs. Oakland Raiders, Dec 14, 2014
 1 vs. Detroit Lions, Nov 01, 2015
 1 vs. Chicago Bears, Oct 11, 2015
 1 vs. Oakland Raiders, Dec 14, 2014

Most TDs

...1 more at 1.

TD Runs

1 vs. Detroit Lions, Nov 01, 2015
 1 at San Francisco 49ers, Oct 05, 2014

2014 GAME-BY-GAME REGULAR SEASON STATISTICS (CHIEFS)

	OPPONENT	P/S	RECEIVING				RUSHING				W/L	SCORE
			NO	YDS	LG	TD	ATT	YDS	LG	TD		
09/07	TITANS						INACTIVE				L	10-26
09/14	at Broncos						INACTIVE				L	17-24
09/21	at Dolphins						INACTIVE				W	34-15
09/29	PATRIOTS						INACTIVE				W	41-14
10/05	at 49ers	P	0	0	0	0	1	17	17t	1	L	17-22
10/19	at Chargers	S	2	21	15	0	1	5	5	0	W	23-20
10/26	RAMS	P	4	14	17	0	0	0	0	0	W	34-7
11/02	JETS	P	1	5	5	0	1	26	26	0	W	24-10
11/09	at Bills	P	0	0	0	0	1	3	3	0	W	17-13
11/16	SEAHAWKS	P	1	10	10	0	3	22	8	0	W	24-20
11/20	at Raiders	S	2	15	10	0	1	9	9	0	L	20-24
11/30	BRONCOS	S	2	5	5	0	0	0	0	0	L	16-29
12/07	at Cardinals	P	1	6	6	0	2	5	9	0	L	14-17
12/14	RAIDERS	P	1	5	5	0	2	14	8	0	W	31-13
12/21	at Steelers	P	6	47	19	0	1	-6	-6	0	L	12-20
12/28	CHARGERS	P	3	28	30	0	1	18	18	0	W	19-7
2014 TOTALS		12-3	23	156	30	0	14	113	26	1	9-7	

2015 GAME-BY-GAME REGULAR SEASON STATISTICS (CHIEFS)

	OPPONENT	P/S	RECEIVING				RUSHING				W/L	SCORE
			NO	YDS	LG	TD	ATT	YDS	LG	TD		
09/13	at Texans	P	1	2	2	0	1	9	9	0	W	27-20
09/17	BRONCOS	P	2	20	12	0	0	0	0	0	L	24-31
09/28	at Packers	P	2	12	9	0	1	-7	-7	0	L	28-38
10/04	at Bengals	P	1	11	11	0	2	-4	4	0	L	21-36
10/11	BEARS	S	2	24	19t	1	1	5	5	0	L	17-18
10/18	at Vikings	P	0	0	0	0	1	1	1	0	L	10-16
10/25	STEELERS	P	2	12	7	0	1	13	13	0	W	23-13
11/01	LIONS	P	3	22	23	0	1	10	10t	1	W	45-10
11/15	at Broncos	P	4	37	36	0	0	0	0	0	W	29-13
11/22	at Chargers	P	0	0	0	0	1	7	7	0	W	33-3
11/29	BILLS					INACTIVE					W	30-22
12/06	at Raiders					INACTIVE					W	34-20
12/13	CHARGERS					INACTIVE					W	10-3
12/20	at Ravens					INACTIVE					W	34-14
12/27	BROWNS					INACTIVE					W	17-13
01/03	RAIDERS					NON-FOOTBALL ILLNESS					W	23-17
2015 TOTALS			10-1	17	140	36	1	9	34	13	1	11-5

2016 GAME-BY-GAME REGULAR SEASON STATISTICS (CHIEFS)

	OPPONENT	P/S	RECEIVING				RUSHING				W/L	SCORE
			NO	YDS	LG	TD	ATT	YDS	LG	TD		
09/11	CHARGERS					INACTIVE					W	33-27+
2016 TOTALS			0-0	0	0	0	0	0	0	0	1-0	



**Ross
TRAVIS**
TIGHT END



6-7 • 235 • Born: 01/09/93
Chaska, Minn. • NFL Exp: First Season (1st with Chiefs)
GP/GS (Playoffs) 1/0 (0/0)
FA-15 • Penn State

• Tight End enters the NFL as a college free agent signed by the Chiefs on September 6, 2015.

Transactions:

Signed to Kansas City's practice squad (11/17/15) ... Released by Kansas City (9/14/15) ... Signed to Kansas City's practice squad as a college free agent (9/8/15).

COLLEGE

Played basketball for the Nittany Lions for four seasons under Head Coach Patrick Chambers ... Played in all 32 games as a freshman and earned the team's Scappiest Player Award ... Led Penn State and finished fourth in the

Big Ten pulling down 7.4 rpg as a sophomore ... Posted five double-doubles in his second season ... As a Junior, led the team in rebounding 18 times and finished fourth in the Big Ten Conference ... Averaged 5.5 ppg, 6.3 rpg and 0.8 apg as a senior.

PERSONAL

- Has an older sister Brittany, who played two years at the University of St. Thomas (Minn.)
- Last played football as a freshman at Chaska High School
- Played on the Minneapolis based AAU 43 Hoops team coached by NBA veteran Chris Carr

- Labeled the top prospect in Minnesota for the class of 2011 basketball players
- Averaged 20 ppg, 12 rpg, and 2 bpg as a high school senior
- Earned 2012-13 Academic All-Big Ten honors

ROSS TRAVIS - NFL REGULAR SEASON STATISTICS

TEAM	GP	GS	RUSHING					RECEIVING				
			NO.	YDS.	AVG.	LG	TD	NO.	YDS	AVG	LG	TD
2016* Chiefs	1	0	0	0	0.0	0	0	0	0	0.0	0	0
NFL TOTALS	1	0	0	0	0.0	0	0	0	0	0.0	0	0

ROSS TRAVIS - NFL REGULAR SEASON RETURN STATISTICS

KICKOFF RETURNS											
TEAM	RET.	YDS.	AVG.	LG	TD	PUNT RETURNS					
						NO.	FC	YDS	AVG	LG	TD
2016 Chiefs	0	0	0.0	0	0	0	0	0	0.0	0	0
NFL TOTALS	0	0	0.0	0	0	0	0	0	0.0	0	0

2016 GAME-BY-GAME REGULAR SEASON STATISTICS (CHIEFS)

OPPONENT	P/S	RECEIVING				RUSHING				W/L	SCORE
		NO	YDS	LG	TD	ATT	YDS	LG	TD		
09/11 CHARGERS	P	0	0	0	0	0	0	0	0	W	33-27+
2016 TOTALS	1-0	0	0	0	0	0	0	0	0	1-0	

+ - Overtime



**SPENCER
WARE**
RUNNING BACK



32

5-10 • 229 • Born: 11/23/91
Eunice, La. • NFL Exp: Fourth Season (2nd with Chiefs)
GP/GS (Playoffs) 14/3 (2/0)
FA-15 • Louisiana State

- Third-year running back joined the Chiefs as a free agent on Dec. 30, 2014.
- Spent the 2013 season with Seattle.

Transactions:

Signed to Kansas City's active roster (10/13/15) ...

Released by Kansas City (10/13/15) ... Added to Kansas City's practice squad (9/8/15) ... Released by Kansas City (9/5/15) ... Signed with Kansas City (12/30/14) ... Released by Seattle (8/30/14) ... Originally entered the NFL as a sixth-round pick (194th overall) of the Seattle Seahawks in the 2013 NFL Draft.

COLLEGE

Played in 36 games with 14 starts ... Finished with 1,249 rushing yards and 404 receiving yards on 39 receptions ... Scored a total of 12 touchdowns (10 rushing, 2 receiving) ... Accounted for touchdowns three ways during his career - rushing (10), receiving (2) and passing (1).

PERSONAL

- Attended Princeton High School in Cincinnati, Ohio, where he played quarterback and running back.
- Rushed for 770 yards and 13 TDs as a senior while he passed for more than 1,000 yards for the fourth straight season.
- Named first-team all-league in 2009, as well as the Offensive Player of the Year.
- Had an impressive outing playing running back on the East squad at the U.S. Army All-American Bowl.
- Spent a portion of the 2011 season with the LSU baseball team where he played in 21 games (10 starts), playing in the outfield.
- Majored in sports administration at LSU.

SPENCER WARE - NFL REGULAR SEASON STATISTICS

TEAM	GP	GS	RUSHING					RECEIVING				
			NO.	YDS.	AVG.	LG	TD	NO.	YDS	AVG	LG	TD
2013 Seahawks	2	0	3	10	3.3	5	0	0	0	0.0	0	0
2015 Chiefs	11	2	72	403	5.6	52	6	6	5	0.8	5	0
2016* Chiefs	1	1	11	70	6.4	14	1	7	129	18.4	45	0
NFL TOTALS	14	3	86	483	5.6	52	7	13	134	10.3	45	0

SPENCER WARE - NFL PLAYOFF STATISTICS

TEAM	GP	GS	RUSHING					RECEIVING				
			NO.	YDS.	AVG.	LG	TD	NO.	YDS	AVG	LG	TD
2015 Chiefs	2	0	16	67	4.2	23	1	0	0	0.0	0	0
NFL TOTALS	2	0	16	67	4.2	23	1	0	0	0.0	0	0

SPENCER WARE - NFL REGULAR SEASON RETURN STATISTICS

TEAM	KICKOFF RETURNS					PUNT RETURNS					
	RET.	YDS.	AVG.	LG	TD	NO.	FC	YDS	AVG	LG	TD
2013 Seahawks	0	0	0.0	0	0	0	0	0	0.0	0	0
2015 Chiefs	1	14	14.0	14	0	0	0	0	0.0	0	0
2016 Chiefs	0	0	0.0	0	0	0	0	0	0.0	0	0
NFL TOTALS	1	14	14.0	14	0	0	0	0	0.0	0	0

SPENCER WARE - NFL PLAYOFF RETURN STATISTICS

TEAM	KICKOFF RETURNS					PUNT RETURNS					
	RET.	YDS.	AVG.	LG	TD	NO.	FC	YDS	AVG	LG	TD
2015 Chiefs	0	0	0.0	0	0	0	0	0	0.0	0	0
NFL TOTALS	0	0	0.0	0	0	0	0	0	0.0	0	0

SINGLE-GAME HIGHS

Rush Attempts	19	vs.	Buffalo Bills, Nov 29, 2015
	16	vs.	Oakland Raiders, Jan 03, 2016
	11	vs.	San Diego Chargers, Sep 11, 2016
	11	at	San Diego Chargers, Nov 22, 2015
	8	vs.	San Diego Chargers, Dec 13, 2015
Rushing Yards	114	vs.	Buffalo Bills, Nov 29, 2015
	96	at	San Diego Chargers, Nov 22, 2015
	76	vs.	Oakland Raiders, Jan 03, 2016
	70	vs.	San Diego Chargers, Sep 11, 2016
	52	vs.	San Diego Chargers, Dec 13, 2015
Longest Runs	52	at	San Diego Chargers, Nov 22, 2015
	35	vs.	Buffalo Bills, Nov 29, 2015
	20	vs.	San Diego Chargers, Dec 13, 2015
	20	at	San Diego Chargers, Nov 22, 2015
Rushing TDs	16	vs.	Buffalo Bills, Nov 29, 2015
	2	at	San Diego Chargers, Nov 22, 2015
	1	vs.	San Diego Chargers, Sep 11, 2016
	1	vs.	Oakland Raiders, Jan 03, 2016
	1	at	Oakland Raiders, Dec 06, 2015
	...2 more at 1.		
Receptions	7	vs.	San Diego Chargers, Sep 11, 2016
	3	vs.	Buffalo Bills, Nov 29, 2015
	2	at	Oakland Raiders, Dec 06, 2015
	1	at	San Diego Chargers, Nov 22, 2015
Receiving Yards	129	vs.	San Diego Chargers, Sep 11, 2016
	5	at	San Diego Chargers, Nov 22, 2015
	1	vs.	Buffalo Bills, Nov 29, 2015
Longest Receptions	45	vs.	San Diego Chargers, Sep 11, 2016
	28	vs.	San Diego Chargers, Sep 11, 2016
	20	vs.	San Diego Chargers, Sep 11, 2016
	12	vs.	San Diego Chargers, Sep 11, 2016
	9	vs.	San Diego Chargers, Sep 11, 2016
	...1 more at 9.		
All-purpose yards	199	vs.	San Diego Chargers, Sep 11, 2016
	115	vs.	Buffalo Bills, Nov 29, 2015
	101	at	San Diego Chargers, Nov 22, 2015
	90	vs.	Oakland Raiders, Jan 03, 2016
	52	vs.	San Diego Chargers, Dec 13, 2015
Kickoff Returns	1	vs.	Oakland Raiders, Jan 03, 2016
Kickoff Return Yards	14	vs.	Oakland Raiders, Jan 03, 2016
Longest Kickoff Return	14	vs.	Oakland Raiders, Jan 03, 2016
Special Team Tackles	1	vs.	Detroit Lions, Nov 01, 2015
	1	vs.	Pittsburgh Steelers, Oct 25, 2015
Miscellaneous Tackles	1	at	Oakland Raiders, Dec 06, 2015

Most TDs

2 at San Diego Chargers, Nov 22, 2015
 1 vs. San Diego Chargers, Sep 11, 2016
 1 vs. Oakland Raiders, Jan 03, 2016
 1 at Oakland Raiders, Dec 06, 2015
 ...2 more at 1.

TD Runs

2 at San Diego Chargers, Nov 22, 2015
 1 vs. San Diego Chargers, Sep 11, 2016
 1 vs. Oakland Raiders, Jan 03, 2016
 1 at Oakland Raiders, Dec 06, 2015
 ...2 more at 1.

*SINGLE-GAME HIGHS - POST SEASON***Rush Attempts****Rushing Yards****Longest Runs**

16 at Houston Texans, Jan 09, 2016
 67 at Houston Texans, Jan 09, 2016
 23 at Houston Texans, Jan 09, 2016
 12 at Houston Texans, Jan 09, 2016
 6 at Houston Texans, Jan 09, 2016
 5 at Houston Texans, Jan 09, 2016
 5t at Houston Texans, Jan 09, 2016
 ...1 more at 5.

Rushing TDs**All-purpose yards****Miscellaneous Tackles****Most TDs****TD Runs**

1 at Houston Texans, Jan 09, 2016
 67 at Houston Texans, Jan 09, 2016
 1 at Houston Texans, Jan 09, 2016
 1 at Houston Texans, Jan 09, 2016
 1 at Houston Texans, Jan 09, 2016

100-YARD RECEIVING GAMES (1)

DATE	TEAM	NO.	YDS.	AVG.	LG	TD
09/11/16*	CHARGERS	7	129	18.4	45	0

100-YARD RUSHING GAMES (1)

DATE	TEAM	ATT.	YDS.	AVG.	LG	TD
11/29/15	BILLS	19	114	6.0	35	1

2013 GAME-BY-GAME REGULAR SEASON STATISTICS (SEAHAWKS)

	OPPONENT	P/S	RECEIVING				RUSHING				W/L	SCORE
			NO	YDS	LG	TD	ATT	YDS	LG	TD		
09/08	at Panthers	P	0	0	0	0	0	0	0	0	W	12-7
09/15	49ERS	P	0	0	0	0	3	10	5	0	W	29-3
09/22	JAGUARS					INACTIVE					W	45-17
09/29	at Texans					INACTIVE					W	23-20+
10/06	at Colts					INACTIVE					L	28-34
10/13	TITANS					INACTIVE					W	20-13
10/17	at Cardinals					INACTIVE					W	34-22
10/28	at Rams					INJURED RESERVE					W	14-9
11/03	BUCCANEERS					INJURED RESERVE					W	27-24+
11/10	at Falcons					INJURED RESERVE					W	33-10
11/17	VIKINGS					INJURED RESERVE					W	41-20
12/02	SAINTS					INJURED RESERVE					W	34-7
12/08	at 49ers					INJURED RESERVE					L	17-19
12/15	at Giants					INJURED RESERVE					W	23-0
12/22	CARDINALS					INJURED RESERVE					L	10-17
12/29	RAMS					INJURED RESERVE					W	27-9
2013 TOTALS		2-0	0	0	0	0	3	10	5	0	13-3	

2015 GAME-BY-GAME REGULAR SEASON STATISTICS (CHIEFS)

	OPPONENT	P/S	RECEIVING				RUSHING				W/L	SCORE
			NO	YDS	LG	TD	ATT	YDS	LG	TD		
09/13	at Texans										W	27-20
09/17	BRONCOS										L	24-31
09/28	at Packers										L	28-38
10/04	at Bengals										L	21-36
10/11	BEARS										L	17-18
10/18	at Vikings	P	0	0	0	0	0	0	0	0	L	10-16
10/25	STEELERS	P	0	0	0	0	2	8	5	0	W	23-13
11/01	LIONS	P	0	0	0	0	2	12	8	1	W	45-10
11/15	at Broncos	P	0	0	0	0	2	4	4	0	W	29-13
11/22	at Chargers	P	1	5	5	0	11	96	52	2	W	33-3
11/29	BILLS	S	3	1	2	0	19	114	35	1	W	30-22
12/06	at Raiders	P	2	-1	3	0	7	26	10t	1	W	34-20
12/13	CHARGERS	S	0	0	0	0	8	52	20	0	W	10-3
12/20	at Ravens	P	0	0	0	0	0	0	0	0	W	34-14
12/27	BROWNS	P	0	0	0	0	5	15	5	0	W	17-13
01/03	RAIDERS	P	0	0	0	0	16	76	15	1	W	23-17
2015 TOTALS			11-2	6	5	5	0	72	403	52	6	11-5

2016 GAME-BY-GAME REGULAR SEASON STATISTICS (CHIEFS)

	OPPONENT	P/S	RECEIVING				RUSHING				W/L	SCORE
			NO	YDS	LG	TD	ATT	YDS	LG	TD		
09/11	CHARGERS	S	7	129	45	0	11	70	14	1	W	33-27+
2016 TOTALS			1-1	7	129	45	0	11	70	14	1	1-0

+ - Overtime

2015 GAME-BY-GAME PLAYOFF STATISTICS (CHIEFS)

	OPPONENT	P/S	RECEIVING				RUSHING				W/L	SCORE
			NO	YDS	LG	TD	ATT	YDS	LG	TD		
01/09	at Texans	P	0	0	0	0	16	67	23	1	W	30-0
01/16	at Patriots	P	0	0	0	0	0	0	0	0	L	20-27
2015 TOTALS			2-0	0	0	0	0	16	67	23	1	1-1



CHARCANDRICK
WEST
RUNNING BACK



35

5-10 • 205 • Born: 06/02/91
Springhill, La. • NFL Exp: Third Season (3rd with Chiefs)
GP/GS (Playoffs) 22/9 (2/2)
FA-14 • Abilene Christian

- Third-year running back enters his third NFL season with Kansas City in 2016 after being signed by the club as a college free agent on May 12, 2014.
- Recorded 110 rushing yards on 22 carries and recorded one TD against Pittsburgh (10/25/15).

Transactions:

Signed to Kansas City's active roster (11/11/14) ... Signed to the Chiefs practice squad (8/31/14) ... Waived by Kansas City (8/30/14) ... Signed by Kansas City as an undrafted free agent (5/12/14).

COLLEGE

Played in 39 games, recording 2,098 yards on 347 rushes for 28 TDs and 71 catches for 1,007 yards and seven scores ... Also returned 34 kickoffs for 758 yards ... Earned honorable mention All-Lone Star Conference honors as a sophomore.

PERSONAL

- Prepped at Springhill High School in Springhill, La., where he lettered in football and track and field.
- Won the Louisiana state title in the 100 m dash.

CHARCANDRICK WEST - NFL REGULAR SEASON STATISTICS

RUSHING														RECEIVING				
TEAM	GP	GS	NO.	YDS.	AVG.	LG	TD	NO.	YDS	AVG	LG	TD						
2014 Chiefs	6	0	0	0	0.0	0	0	0	0	0.0	0	0						
2015 Chiefs	15	9	160	634	4.0	38t	4	20	214	10.7	80t	1						
2016* Chiefs	1	0	3	-1	-0.3	8	0	6	24	4.0	7	0						
NFL TOTALS	22	9	163	633	3.9	38t	4	26	238	9.2	80t	1						

CHARCANDRICK WEST - NFL PLAYOFF STATISTICS

TEAM	GP	GS	RUSHING					RECEIVING				
			NO.	YDS.	AVG.	LG	TD	NO.	YDS	AVG	LG	TD
2015 Chiefs	2	2	25	87	3.5	17	1	3	24	8.0	9	0
NFL TOTALS	2	2	25	87	3.5	17	1	3	24	8.0	9	0

CHARCANDRICK WEST - NFL REGULAR SEASON RETURN STATISTICS

TEAM	KICKOFF RETURNS					PUNT RETURNS					
	RET.	YDS.	AVG.	LG	TD	NO.	FC	YDS	AVG	LG	TD
2014 Chiefs	0	0	0.0	0	0	0	0	0	0.0	0	0
2015 Chiefs	0	0	0.0	0	0	0	0	0	0.0	0	0
2016 Chiefs	0	0	0.0	0	0	0	0	0	0.0	0	0
NFL TOTALS	0	0	0.0	0	0	0	0	0	0.0	0	0

CHARCANDRICK WEST - NFL PLAYOFF RETURN STATISTICS

TEAM	KICKOFF RETURNS					PUNT RETURNS					
	RET.	YDS.	AVG.	LG	TD	NO.	FC	YDS	AVG	LG	TD
2015 Chiefs	0	0	0.0	0	0	0	0	0	0.0	0	0
NFL TOTALS	0	0	0.0	0	0	0	0	0	0.0	0	0

SINGLE-GAME HIGHS

Rush Attempts

24 at Denver Broncos, Nov 15, 2015
 22 vs. Pittsburgh Steelers, Oct 25, 2015
 20 vs. Detroit Lions, Nov 01, 2015
 16 at Baltimore Ravens, Dec 20, 2015
 14 vs. Cleveland Browns, Dec 27, 2015

Rushing Yards

110 vs. Pittsburgh Steelers, Oct 25, 2015
 97 vs. Detroit Lions, Nov 01, 2015
 76 at Baltimore Ravens, Dec 20, 2015
 69 at Denver Broncos, Nov 15, 2015
 62 vs. Cleveland Browns, Dec 27, 2015

Longest Runs	38t	at	Baltimore Ravens, Dec 20, 2015
	36	vs.	Pittsburgh Steelers, Oct 25, 2015
	32	vs.	Detroit Lions, Nov 01, 2015
	22	vs.	Cleveland Browns, Dec 27, 2015
	18	at	Oakland Raiders, Dec 06, 2015
Rushing TDs	1	at	Baltimore Ravens, Dec 20, 2015
	1	at	Denver Broncos, Nov 15, 2015
	1	vs.	Detroit Lions, Nov 01, 2015
	...1 more at 1.		
Receptions	6	vs.	San Diego Chargers, Sep 11, 2016
	4	vs.	Detroit Lions, Nov 01, 2015
	3	at	Denver Broncos, Nov 15, 2015
	2	at	Baltimore Ravens, Dec 20, 2015
	2	at	Oakland Raiders, Dec 06, 2015
	...2 more at 2.		
Receiving Yards	92	at	Denver Broncos, Nov 15, 2015
	48	at	San Diego Chargers, Nov 22, 2015
	25	vs.	Detroit Lions, Nov 01, 2015
	24	vs.	San Diego Chargers, Sep 11, 2016
	19	vs.	Pittsburgh Steelers, Oct 25, 2015
Longest Receptions	80t	at	Denver Broncos, Nov 15, 2015
	47	at	San Diego Chargers, Nov 22, 2015
	13	vs.	Detroit Lions, Nov 01, 2015
	12	at	Baltimore Ravens, Dec 20, 2015
	12	vs.	Pittsburgh Steelers, Oct 25, 2015
Receiving TDs	1	at	Denver Broncos, Nov 15, 2015
All-purpose yards	161	at	Denver Broncos, Nov 15, 2015
	129	vs.	Pittsburgh Steelers, Oct 25, 2015
	122	vs.	Detroit Lions, Nov 01, 2015
	85	at	Baltimore Ravens, Dec 20, 2015
	64	at	San Diego Chargers, Nov 22, 2015
Special Team Tackles	1	at	Green Bay Packers, Sep 28, 2015
	1	vs.	Denver Broncos, Sep 17, 2015
	1	at	Houston Texans, Sep 13, 2015
	...1 more at 1.		
Most TDs	2	at	Denver Broncos, Nov 15, 2015
	1	at	Baltimore Ravens, Dec 20, 2015
	1	vs.	Detroit Lions, Nov 01, 2015
	1	vs.	Pittsburgh Steelers, Oct 25, 2015
TD Runs	1	at	Baltimore Ravens, Dec 20, 2015
	1	at	Denver Broncos, Nov 15, 2015
	1	vs.	Detroit Lions, Nov 01, 2015
	...1 more at 1.		

SINGLE-GAME HIGHS - POST SEASON

Rush Attempts	17	at	New England Patriots, Jan 16, 2016
	8	at	Houston Texans, Jan 09, 2016
Rushing Yards	61	at	New England Patriots, Jan 16, 2016
	26	at	Houston Texans, Jan 09, 2016
Longest Runs	17	at	New England Patriots, Jan 16, 2016
	11	at	New England Patriots, Jan 16, 2016
	6	at	New England Patriots, Jan 16, 2016
	6	at	Houston Texans, Jan 09, 2016
	6	at	Houston Texans, Jan 09, 2016
Rushing TDs	1	at	New England Patriots, Jan 16, 2016
Receptions	2	at	New England Patriots, Jan 16, 2016
	1	at	Houston Texans, Jan 09, 2016
Receiving Yards	15	at	New England Patriots, Jan 16, 2016
	9	at	Houston Texans, Jan 09, 2016
Longest Receptions	9	at	New England Patriots, Jan 16, 2016
	9	at	Houston Texans, Jan 09, 2016
	6	at	New England Patriots, Jan 16, 2016
All-purpose yards	76	at	New England Patriots, Jan 16, 2016
	35	at	Houston Texans, Jan 09, 2016
Most TDs	1	at	New England Patriots, Jan 16, 2016
TD Runs	1	at	New England Patriots, Jan 16, 2016

100-YARD RUSHING GAMES (1)

DATE	TEAM	ATT.	YDS.	AVG.	LG	TD
10/25/15	STEELERS	22	110	5.0	36	1

2014 GAME-BY-GAME REGULAR SEASON STATISTICS (CHIEFS)

	OPPONENT	P/S	RECEIVING				RUSHING				W/L	SCORE
			NO	YDS	LG	TD	ATT	YDS	LG	TD		
09/07	TITANS						PRACTICE SQUAD				L	10-26
09/14	at Broncos						PRACTICE SQUAD				L	17-24
09/21	at Dolphins						PRACTICE SQUAD				W	34-15
09/29	PATRIOTS						PRACTICE SQUAD				W	41-14
10/05	at 49ers						PRACTICE SQUAD				L	17-22
10/19	at Chargers						PRACTICE SQUAD				W	23-20
10/26	RAMS						PRACTICE SQUAD				W	34-7
11/02	JETS						PRACTICE SQUAD				W	24-10
11/09	at Bills						PRACTICE SQUAD				W	17-13
11/16	SEAHAWKS	P	0	0	0	0	0	0	0	0	W	24-20
11/20	at Raiders	P	0	0	0	0	0	0	0	0	L	20-24
11/30	BRONCOS	P	0	0	0	0	0	0	0	0	L	16-29
12/07	at Cardinals	P	0	0	0	0	0	0	0	0	L	14-17
12/14	RAIDERS	P	0	0	0	0	0	0	0	0	W	31-13
12/21	at Steelers						INACTIVE				L	12-20
12/28	CHARGERS	P	0	0	0	0	0	0	0	0	W	19-7
2014 TOTALS		6-0	0	0	0	0	0	0	0	0	9-7	

2015 GAME-BY-GAME REGULAR SEASON STATISTICS (CHIEFS)

	OPPONENT	P/S	RECEIVING				RUSHING				W/L	SCORE
			NO	YDS	LG	TD	ATT	YDS	LG	TD		
09/13	at Texans	P	0	0	0	0	0	0	0	0	W	27-20
09/17	BRONCOS	P	0	0	0	0	0	0	0	0	L	24-31
09/28	at Packers	P	0	0	0	0	0	0	0	0	L	28-38
10/04	at Bengals	P	1	4	4	0	5	17	9	0	L	21-36
10/11	BEARS	P	1	5	5	0	7	31	9	0	L	17-18
10/18	at Vikings	S	1	6	6	0	9	33	9	0	L	10-16
10/25	STEELERS	S	2	19	12	0	22	110	36	1	W	23-13
11/01	LIONS	S	4	25	13	0	20	97	32	1	W	45-10
11/15	at Broncos	S	3	92	80t	1	24	69	15	1	W	29-13
11/22	at Chargers	S	2	48	47	0	11	16	6	0	W	33-3
11/29	BILLS						INACTIVE				W	30-22
12/06	at Raiders	S	2	9	7	0	9	35	18	0	W	34-20
12/13	CHARGERS	P	0	0	0	0	10	54	15	0	W	10-3
12/20	at Ravens	S	2	9	12	0	16	76	38t	1	W	34-14
12/27	BROWNS	S	1	-1	-1	0	14	62	22	0	W	17-13
01/03	RAIDERS	S	1	-2	-2	0	13	34	13	0	W	23-17
2015 TOTALS		15-9	20	214	80t	1	160	634	38t	4	11-5	

2016 GAME-BY-GAME REGULAR SEASON STATISTICS (CHIEFS)

	OPPONENT	P/S	RECEIVING				RUSHING				W/L	SCORE
			NO	YDS	LG	TD	ATT	YDS	LG	TD		
09/11	CHARGERS	P	6	24	7	0	3	-1	8	0	W	33-27+
2016 TOTALS		1-0	6	24	7	0	3	-1	8	0	1-0	

+ - Overtime

2015 GAME-BY-GAME PLAYOFF STATISTICS (CHIEFS)

	OPPONENT	P/S	RECEIVING				RUSHING				W/L	SCORE
			NO	YDS	LG	TD	ATT	YDS	LG	TD		
01/09	at Texans	S	1	9	9	0	8	26	6	0	W	30-0
01/16	at Patriots	S	2	15	9	0	17	61	17	1	L	20-27
2015 TOTALS			3	24	9	0	25	87	17	1	1-1	



D.J. WHITE
DEFENSIVE BACK



5-11 • 193 • Born: 09/09/93
Atlanta, Ga. • NFL Exp: R (R on Chiefs)
GP/GS (Playoffs) 1/0 (0/0)
D6a-16 • Georgia Tech

• Rookie defensive back joins the Chiefs as the club's sixth-round pick (178th overall) of the 2016 NFL Draft.

Transactions:

Originally entered as the NFL as the Chiefs sixth round pick (178th overall) in the 2016 NFL Draft.

COLLEGE

Played in all 48 games (34 starts) ... Totaled 162 tackles (133 solo), including 3.5 tackles for loss, seven interceptions, five forced fumbles and tallied 21 passes defended ... Voted All-ACC Honorable Mention in 2014.

PERSONAL

- Attended Union Grove High School in McDonough, Ga.
- Ranked No. 29 at cornerback nationally by ESPN.
- Majored in business administration.

D.J. WHITE - NFL REGULAR SEASON STATISTICS

TEAM	G	P	S	A	TACKLES					INTERCEPTIONS					O. FUMB			ST		MISC	
					TK	S	A	TFL	YDS	SK	YDS	QBH	NO	YDS	LG	TD	PD	FF	FR	YDS	S
2016 Chiefs	1	0	1	1	0	0	0.0	0.0	0	0	0	0	0	0	0	0	0	0	0	0	0
NFL TOTALS	1	0	1	1	0	0	0.0	0.0	0	0	0	0	0	0	0	0	0	0	0.0	0	0.0

SINGLE-GAME HIGHS

Tackles 1 vs. San Diego Chargers, Sep 11, 2016

2016 GAME-BY-GAME REGULAR SEASON STATISTICS (CHIEFS)

OPPONENT		TACKLES							INTERCEPTIONS					O. FUMB			ST		MISC		
		TK	S	A	SK	YDS	TFL	YDS	QBH	NO	YDS	LG	TD	PD	FF	FR	YDS	S	A	S	A
09/11 CHARGERS	P	1	1	0	0.0	0.0	0	0	0	0	0	0	0	0	0	0	0	0	0	0	0
2016 TOTALS	1-0	1	1	0	0	0.0	0	0	0	0	0	0	0	0	0	0	0	0	0	0	1-0

+ - Overtime



NICHOLAS WILLIAMS

DEFENSIVE LINEMAN



6-4 • 309 • Born: 02/21/90
Birmingham, Ala. • NFL Exp: Fourth Season (3rd with Chiefs)
GP/GS (Playoffs) 17/0 (1/0)
FA-16 • Samford

- Third-year defensive lineman enters his third season with Kansas City after signing with the club via Pittsburgh Steelers practice squad (11/24/14).
- Spent the 2013 season on Pittsburgh's injured reserve with a knee injury.

Transactions:

Signed with Kansas City (4/18/16) ... Signed with Kansas City from the Steelers practice squad (11/24/14) ... Signed to Pittsburgh's practice squad (8/31/14) ... Released by the Steelers (8/30/14) ... Originally entered the NFL as a seventh round selection (223rd overall) of the Pittsburgh Steelers in the 2013 NFL Draft.

COLLEGE

Named first-team All-Southern Conference in 2012 after earning second-team honors in 2011 ... Played in 40 games, starting the final 22 and recorded 66 tackles, 13 TFLs and 8.0 sacks ... Recorded single-game career-highs vs. Wofford with six tackles, three tackles for a loss and tying a career-high in sacks (2.0).

PERSONAL

- Majored in public administration at Samford.
- Attended Minor High School (Adamsville, Ala.)
- Only played one year of high school football on both sides of the ball. Recorded 25 tackles, had two interceptions (one returned for touchdown), two pass breakups and one fumble recovery.

NICHOLAS WILLIAMS - NFL REGULAR SEASON STATISTICS

TEAM	GP GS		TACKLES								INTERCEPTIONS					O. FUMB			ST		MISC	
			TK	S	A	TFL	YDS	SK	YDS	QBH	NO	YDS	LG	TD	PD	FF	FR	YDS	S	A	S	A
2014 Chiefs	2	0	0	0	0	0	0	0.0	0.0	0	0	0	0	0	0	0	0	0	0	0	0	0
2015 Chiefs	14	0	9	5	4	0	0	0.0	0.0	0	0	0	0	0	0	0	0	0	0	0	0	0
2016 Chiefs	1	0	2	1	1	0	0	0.0	0.0	0	0	0	0	0	0	0	0	0	0	0	0	0
NFL TOTALS	17	0	11	6	5	0	0	0.0	0.0	0	0	0	0	0	0	0	0	0	0	0.0	0	0.0

NICHOLAS WILLIAMS - NFL PLAYOFF STATISTICS

TEAM	GP GS		TACKLES								INTERCEPTIONS					O. FUMB			ST		MISC	
			TK	S	A	TFL	YDS	SK	YDS	QBH	NO	YDS	LG	TD	PD	FF	FR	YDS	S	A	S	A
2015 Chiefs	1	0	0	0	0	0	0	0.0	0.0	0	0	0	0	0	0	0	0	0	0	0	0	0
NFL TOTALS	1	0	0	0	0	0	0	0.0	0.0	0	0	0	0	0	0	0	0	0	0	0.0	0	0.0

SINGLE-GAME HIGHS

Tackles	3	at	Minnesota Vikings, Oct 18, 2015
	2	vs.	San Diego Chargers, Sep 11, 2016
	2	at	Baltimore Ravens, Dec 20, 2015
	2	at	Cincinnati Bengals, Oct 04, 2015
	1	vs.	Chicago Bears, Oct 11, 2015
	...1 more at 1.		

2014 GAME-BY-GAME REGULAR SEASON STATISTICS (CHIEFS)

OPPONENT		TACKLES								INTERCEPTIONS					O. FUMB			ST		MISC		SCORE	
		TK	S	A	SK	YDS	TFL	YDS	QBH	NO	YDS	LG	TD	PD	FF	FR	YDS	S	A	S	A		
09/07	TITANS									PRACTICE SQUAD											L		10-26
09/14	at Broncos									PRACTICE SQUAD											L		17-24
09/21	at Dolphins									PRACTICE SQUAD											W		34-15
09/29	PATRIOTS									PRACTICE SQUAD											W		41-14
10/05	at 49ers									PRACTICE SQUAD											L		17-22
10/19	at Chargers									PRACTICE SQUAD											W		23-20
10/26	RAMS									PRACTICE SQUAD											W		34-7
11/02	JETS									PRACTICE SQUAD											W		24-10
11/09	at Bills									PRACTICE SQUAD											W		17-13
11/16	SEAHAWKS									PRACTICE SQUAD											W		24-20
11/20	at Raiders									NOT ON ROSTER											L		20-24
11/30	BRONCOS									INACTIVE											L		16-29
12/07	at Cardinals	P	0	0	0	0.0	0.0	0	0	0	0	0	0	0	0	0	0	0	0	0	0	L	14-17
12/14	RAIDERS	P	0	0	0	0.0	0.0	0	0	0	0	0	0	0	0	0	0	0	0	0	0	W	31-13
12/21	at Steelers									INACTIVE											L		12-20
12/28	CHARGERS									INACTIVE											W		19-7
2014 TOTALS		2-0	0	0	0	0	0.0	0	0	0	0	0	0	0	0	0	0	0	0	0	0	9-7	

2015 GAME-BY-GAME REGULAR SEASON STATISTICS (CHIEFS)

		TACKLES								INTERCEPTIONS					O. FUMB			ST		MISC		SCORE
		TK	S	A	SK	YDS	TFL	YDS	QBH	NO	YDS	LG	TD	PD	FF	FR	YDS	S	A	S	A	
09/13	at Texans	P	0	0	0	0.0	0.0	0	0	0	0	0	0	0	0	0	0	0	0	0	0	W 27-20
09/17	BRONCOS	P	1	1	0	0.0	0.0	0	0	0	0	0	0	0	0	0	0	0	0	0	0	L 24-31
09/28	at Packers		DID NOT PLAY																			L 28-38
10/04	at Bengals	P	2	1	1	0.0	0.0	0	0	0	0	0	0	0	0	0	0	0	0	0	0	L 21-36
10/11	BEARS	P	1	0	1	0.0	0.0	0	0	0	0	0	0	0	0	0	0	0	0	0	0	L 17-18
10/18	at Vikings	P	3	2	1	0.0	0.0	0	0	0	0	0	0	0	0	0	0	0	0	0	0	L 10-16
10/25	STEELERS	P	0	0	0	0.0	0.0	0	0	0	0	0	0	0	0	0	0	0	0	0	0	W 23-13
11/01	LIONS	P	0	0	0	0.0	0.0	0	0	0	0	0	0	0	0	0	0	0	0	0	0	W 45-10
11/15	at Broncos	P	0	0	0	0.0	0.0	0	0	0	0	0	0	0	0	0	0	0	0	0	0	W 29-13
11/22	at Chargers	P	0	0	0	0.0	0.0	0	0	0	0	0	0	0	0	0	0	0	0	0	0	W 33-3
11/29	BILLS	P	0	0	0	0.0	0.0	0	0	0	0	0	0	0	0	0	0	0	0	0	0	W 30-22
12/06	at Raiders	P	0	0	0	0.0	0.0	0	0	0	0	0	0	0	0	0	0	0	0	0	0	W 34-20
12/13	CHARGERS	P	0	0	0	0.0	0.0	0	0	0	0	0	0	0	0	0	0	0	0	0	0	W 10-3
12/20	at Ravens	P	2	1	1	0.0	0.0	0	0	0	0	0	0	0	0	0	0	0	0	0	0	W 34-14
12/27	BROWNS		DID NOT PLAY																			W 17-13
01/03	RAIDERS	P	0	0	0	0.0	0.0	0	0	0	0	0	0	0	0	0	0	0	0	0	0	W 23-17
2015 TOTALS	14-0		9	5	4	0	0.0	0	0	0	0	0	0	0	0	0	0	0	0	0	0	11-5

2016 GAME-BY-GAME REGULAR SEASON STATISTICS (CHIEFS)

OPPONENT		TACKLES								INTERCEPTIONS					O. FUMB			ST		MISC		SCORE
		TK	S	A	SK	YDS	TFL	YDS	QBH	NO	YDS	LG	TD	PD	FF	FR	YDS	S	A	S	A	
09/11 CHARGERS	P	2	1	1	0.0	0.0	0	0	0	0	0	0	0	0	0	0	0	0	0	0	0	W 33-27+
2016 TOTALS	1-0	2	1	1	0	0.0	0	0	0	0	0	0	0	0	0	0	0	0	0	0	0	1-0

+ - Overtime

2015 GAME-BY-GAME PLAYOFF STATISTICS (CHIEFS)

OPPONENT		TACKLES								INTERCEPTIONS					O. FUMB			ST		MISC		SCORE
		TK	S	A	SK	YDS	TFL	YDS	QBH	NO	YDS	LG	TD	PD	FF	FR	YDS	S	A	S	A	
01/09 at Texans	P	0	0	0	0.0	0.0	0	0	0	0	0	0	0	0	0	0	0	0	0	0	0	W 30-0
01/16 at Patriots		DID NOT PLAY																				L 20-27
2015 TOTALS	1-0	0	0	0	0	0.0	0	0	0	0	0	0	0	0	0	0	0	0	0	0	0	1-1



ALBERT WILSON
WIDE RECEIVER



12

5-9 • 200 • Born: 07/12/92
Port St. Lucie, Fla. • NFL Exp: Third Season (3rd with Chiefs)
GP/GS (Playoffs) 27/15 (2/2)
CFA-14 • Georgia State

- Third-year wide receiver enters his third NFL season with Kansas City in 2016 after being signed by the club as a college free agent on May 12, 2014.
- Played in 14 games (12 starts) during the 2015 season, recording 35 receptions for 451 yards and two

touchdowns.

Transactions:

Signed by Kansas City as an undrafted free agent (5/12/14).

COLLEGE

Played in 42 games, recording 175 catches for 3,190 yards and 23 touchdowns, 47 carries for 376 yards (7.0 avg.) and one touchdown ... Added 41 punt returns for 376 yards (9.2 avg.) and 94 kickoff returns for 2,313 yards (24.6 avg.) and two touchdowns, one a 100-yard return ... School's all-time leading scorer with 26 touchdowns ... Has the longest reception (93 yards), longest run (80), longest kickoff return (100) and longest punt return (62) in school history ... A two-time first-team All-Sun Belt Conference selection and earned an All-American honorable mention by SI.com as a senior.

PERSONAL

- Prepped at Port St. Lucie High School where he totaled 2,631 all purpose yards and 22 touchdowns as a senior.
- Played multiple positions at Port St. Lucie High School and recorded 1,029 passing yards with nine touchdowns, 824 rushing yards with 11 scores, 81 receiving yards, 132 interception return yards and 565 kick/punt return yards.

ALBERT WILSON - NFL REGULAR SEASON STATISTICS

PATRICK MURPHY													
TEAM		GP	GS	RUSHING					RECEIVING				
				NO.	YDS.	AVG.	LG	TD	NO.	YDS	AVG	LG	TD
2014	Chiefs	12	2	0	0	0.0	0	0	16	260	16.3	48	0
2015	Chiefs	14	12	5	26	5.2	8	0	35	451	12.9	44t	2
2016*	Chiefs	1	1	0	0	0.0	0	0	3	1	0.3	3	0
NFL TOTALS		27	15	5	26	5.2	8	0	54	712	13.2	48	2

ALBERT WILSON - NFL PLAYOFF STATISTICS

TEAM	GP	GS	RUSHING					RECEIVING				
			NO.	YDS.	AVG.	LG	TD	NO.	YDS	AVG	LG	TD
2015 Chiefs	2	2	2	11	5.5	9	0	7	66	9.4	19	1
NFL TOTALS	2	2	2	11	5.5	9	0	7	66	9.4	19	1

ALBERT WILSON - NFL REGULAR SEASON RETURN STATISTICS

TEAM	KICKOFF RETURNS					PUNT RETURNS					
	RET.	YDS.	AVG.	LG	TD	NO.	FC	YDS	AVG	LG	TD
2014 Chiefs	1	21	21.0	21	0	0	0	0	0.0	0	0
2015 Chiefs	0	0	0.0	0	0	0	0	0	0.0	0	0
2016 Chiefs	0	0	0.0	0	0	0	0	0	0.0	0	0
NFL TOTALS	1	21	21.0	21	0	0	0	0	0.0	0	0

ALBERT WILSON - NFL PLAYOFF RETURN STATISTICS

TEAM	KICKOFF RETURNS					PUNT RETURNS					
	RET.	YDS.	AVG.	LG	TD	NO.	FC	YDS	AVG	LG	TD
2015 Chiefs	0	0	0.0	0	0	0	0	0	0.0	0	0
NFL TOTALS	0	0	0.0	0	0	0	0	0	0.0	0	0

SINGLE-GAME HIGHS

Rush Attempts	2	vs.	Cleveland Browns, Dec 27, 2015
	1	at	Baltimore Ravens, Dec 20, 2015
	1	at	Oakland Raiders, Dec 06, 2015
	1	vs.	Buffalo Bills, Nov 29, 2015
Rushing Yards	8	at	Baltimore Ravens, Dec 20, 2015
	8	vs.	Buffalo Bills, Nov 29, 2015
	5	vs.	Cleveland Browns, Dec 27, 2015
	5	at	Oakland Raiders, Dec 06, 2015
Longest Runs	8	at	Baltimore Ravens, Dec 20, 2015
	8	vs.	Buffalo Bills, Nov 29, 2015
	5	at	Oakland Raiders, Dec 06, 2015
	3	vs.	Cleveland Browns, Dec 27, 2015
	2	vs.	Cleveland Browns, Dec 27, 2015
Receptions	5	at	Pittsburgh Steelers, Dec 21, 2014
	4	at	Baltimore Ravens, Dec 20, 2015
	4	vs.	San Diego Chargers, Dec 13, 2015
	4	at	San Diego Chargers, Nov 22, 2015
	...1 more at 4.		
Receiving Yards	87	vs.	San Diego Chargers, Dec 13, 2015
	87	at	Pittsburgh Steelers, Dec 21, 2014
	71	vs.	Pittsburgh Steelers, Oct 25, 2015
	69	vs.	Oakland Raiders, Dec 14, 2014
	57	at	Minnesota Vikings, Oct 18, 2015
Longest Receptions	48	vs.	Oakland Raiders, Dec 14, 2014
	44t	vs.	San Diego Chargers, Dec 13, 2015
	42t	at	Minnesota Vikings, Oct 18, 2015
	40	vs.	Pittsburgh Steelers, Oct 25, 2015
	33	at	Pittsburgh Steelers, Dec 21, 2014
Receiving TDs	1	vs.	San Diego Chargers, Dec 13, 2015
	1	at	Minnesota Vikings, Oct 18, 2015
All-purpose yards	87	vs.	San Diego Chargers, Dec 13, 2015
	87	at	Pittsburgh Steelers, Dec 21, 2014
	71	vs.	Pittsburgh Steelers, Oct 25, 2015
	69	vs.	Oakland Raiders, Dec 14, 2014
	57	at	Minnesota Vikings, Oct 18, 2015
Kickoff Returns	1	vs.	Denver Broncos, Nov 30, 2014
Kickoff Return Yards	21	vs.	Denver Broncos, Nov 30, 2014
Longest Kickoff Return	21	vs.	Denver Broncos, Nov 30, 2014
Special Team Tackles	2	vs.	Seattle Seahawks, Nov 16, 2014
	1	at	Minnesota Vikings, Oct 18, 2015
	1	vs.	Los Angeles Rams, Oct 26, 2014
Miscellaneous Tackles	1	vs.	Oakland Raiders, Jan 03, 2016
Most TDs	1	vs.	San Diego Chargers, Dec 13, 2015
	1	at	Minnesota Vikings, Oct 18, 2015

SINGLE-GAME HIGHS - POST SEASON

Rush Attempts	2	at	Houston Texans, Jan 09, 2016
Rushing Yards	11	at	Houston Texans, Jan 09, 2016
Longest Runs	9	at	Houston Texans, Jan 09, 2016
	2	at	Houston Texans, Jan 09, 2016
Receptions	5	at	New England Patriots, Jan 16, 2016
	2	at	Houston Texans, Jan 09, 2016
Receiving Yards	57	at	New England Patriots, Jan 16, 2016
	9	at	Houston Texans, Jan 09, 2016
Longest Receptions	19	at	New England Patriots, Jan 16, 2016
	12	at	New England Patriots, Jan 16, 2016
	10t	at	New England Patriots, Jan 16, 2016
	8	at	New England Patriots, Jan 16, 2016
	8	at	New England Patriots, Jan 16, 2016
Receiving TDs	1	at	New England Patriots, Jan 16, 2016
All-purpose yards	57	at	New England Patriots, Jan 16, 2016
	20	at	Houston Texans, Jan 09, 2016
Most TDs	1	at	New England Patriots, Jan 16, 2016

2014 GAME-BY-GAME REGULAR SEASON STATISTICS (CHIEFS)

	OPPONENT	P/S	RECEIVING				RUSHING				W/L	SCORE
			NO	YDS	LG	TD	ATT	YDS	LG	TD		
09/07	TITANS	P	0	0	0	0	0	0	0	0	L	10-26
09/14	at Broncos					INACTIVE					L	17-24
09/21	at Dolphins					INACTIVE					W	34-15
09/29	PATRIOTS					INACTIVE					W	41-14
10/05	at 49ers					INACTIVE					L	17-22
10/19	at Chargers	P	1	11	11	0	0	0	0	0	W	23-20
10/26	RAMS	P	0	0	0	0	0	0	0	0	W	34-7
11/02	JETS	P	1	13	13	0	0	0	0	0	W	24-10
11/09	at Bills	P	0	0	0	0	0	0	0	0	W	17-13
11/16	SEAHAWKS	P	0	0	0	0	0	0	0	0	W	24-20
11/20	at Raiders	P	2	27	23	0	0	0	0	0	L	20-24
11/30	BRONCOS	P	0	0	0	0	0	0	0	0	L	16-29
12/07	at Cardinals	S	4	53	22	0	0	0	0	0	L	14-17
12/14	RAIDERS	P	3	69	48	0	0	0	0	0	W	31-13
12/21	at Steelers	S	5	87	33	0	0	0	0	0	L	12-20
12/28	CHARGERS	P	0	0	0	0	0	0	0	0	W	19-7
2014 TOTALS			12-2	16	260	48	0	0	0	0	9-7	

2015 GAME-BY-GAME REGULAR SEASON STATISTICS (CHIEFS)

	OPPONENT	P/S	RECEIVING				RUSHING				W/L	SCORE
			NO	YDS	LG	TD	ATT	YDS	LG	TD		
09/13	at Texans	S	3	25	13	0	0	0	0	0	W	27-20
09/17	BRONCOS	S	0	0	0	0	0	0	0	0	L	24-31
09/28	at Packers	P	0	0	0	0	0	0	0	0	L	28-38
10/04	at Bengals					INACTIVE					L	21-36
10/11	BEARS					INACTIVE					L	17-18
10/18	at Vikings	P	3	57	42t	1	0	0	0	0	L	10-16
10/25	STEELERS	S	3	71	40	0	0	0	0	0	W	23-13
11/01	LIONS	S	3	12	6	0	0	0	0	0	W	45-10
11/15	at Broncos	S	1	16	16	0	0	0	0	0	W	29-13
11/22	at Chargers	S	4	56	27	0	0	0	0	0	W	33-3
11/29	BILLS	S	3	25	16	0	1	8	8	0	W	30-22
12/06	at Raiders	S	1	17	17	0	1	5	5	0	W	34-20
12/13	CHARGERS	S	4	87	44t	1	0	0	0	0	W	10-3
12/20	at Ravens	S	4	27	11	0	1	8	8	0	W	34-14
12/27	BROWNS	S	3	34	19	0	2	5	3	0	W	17-13
01/03	RAIDERS	S	3	24	14	0	0	0	0	0	W	23-17
2015 TOTALS			14-12	35	451	44t	2	5	26	8	0	11-5

2016 GAME-BY-GAME REGULAR SEASON STATISTICS (CHIEFS)

	OPPONENT	P/S	RECEIVING				RUSHING				W/L	SCORE
			NO	YDS	LG	TD	ATT	YDS	LG	TD		
09/11	CHARGERS	S	3	1	3	0	0	0	0	0	W	33-27+
2016 TOTALS		1-1	3	1	3	0	0	0	0	0	1-0	

+ - Overtime

2015 GAME-BY-GAME PLAYOFF STATISTICS (CHIEFS)

	OPPONENT	P/S	RECEIVING				RUSHING				W/L	SCORE
			NO	YDS	LG	TD	ATT	YDS	LG	TD		
01/09	at Texans	S	2	9	6	0	2	11	9	0	W	30-0
01/16	at Patriots	S	5	57	19	1	0	0	0	0	L	20-27
2015 TOTALS		2-2	7	66	19	1	2	11	9	0	1-1	



RAMIK WILSON
LINEBACKER



53

6-2 • 237 • Born: 08/19/92
Tampa, Fla. • NFL Exp: Second Season (2nd with Chiefs)
GP/GS (Playoffs) 10/2 (1/0)
FA-16 • Georgia

- Second-year linebacker enters his second NFL season with Kansas City in 2016.
- Recovered a fumble in the end zone against the Chicago Bears for his first career touchdown.

Signed to the Chiefs practice squad (9/6/16) ... Released by Kansas City (9/4/16) ... Originally entered the NFL as the fourth-round pick (118th overall) in the 2015 NFL Draft.

Transactions:

COLLEGE

Played in 44 games (25 starts), recording 253 tackles (138 solo), including 6.0 sacks (-45 yards) and 19.0 tackles for loss, two forced fumbles, one fumble recovery, four pass breakups and 13 QB pressures

PERSONAL

- Attended Jefferson High School.
- Three-way starter at Jefferson as an inside linebacker on defense, a tight end on offense and served as the team's punter.
- SuperPrep All-Dixie team.
- Majored in Communication Studies.

RAMIK WILSON - NFL REGULAR SEASON STATISTICS

TEAM	GPGS		TACKLES								INTERCEPTIONS					O. FUMB			ST		MISC	
			TK	S	A	TFL	YDS	SK	YDS	QBH	NO	YDS	LG	TD	PD	FF	FR	YDS	S	A	S	A
2015 Chiefs	10	2	20	13	7	0	0	0.0	0.0	0	0	0	0	0	0	0	1	0	0	0	0	0
2016 Chiefs	0	0	0	0	0	0	0	0.0	0.0	0	0	0	0	0	0	0	0	0	0	0	0	0
NFL TOTALS	10	2	20	13	7	0	0	0.0	0.0	0	0	0	0	0	0	0	1	0	0	0.0	0	0.0

RAMIK WILSON - NFL PLAYOFF STATISTICS

TEAM	GP	GS	TACKLES							INTERCEPTIONS					O. FUMB			ST		MISC		
			TK	S	A	TFL	YDS	SK	YDS	QBH	NO	YDS	LG	TD	PD	FF	FR	YDS	S	A	S	A
2015 Chiefs	1	0	0	0	0	0	0	0.0	0.0	0	0	0	0	0	0	0	0	0	0	0	0	0
NFL TOTALS	1	0	0	0	0	0	0	0.0	0.0	0	0	0	0	0	0	0	0	0	0	0.0	0	0.0

SINGLE-GAME HIGHS

Tackles	8	at	Minnesota Vikings, Oct 18, 2015
	8	at	Cincinnati Bengals, Oct 04, 2015
	4	vs.	Chicago Bears, Oct 11, 2015
Fumble Recoveries	1	vs.	Chicago Bears, Oct 11, 2015

2015 GAME-BY-GAME REGULAR SEASON STATISTICS (CHIEFS)

OPPONENT			TACKLES								INTERCEPTIONS					O. FUMB			ST		MISC		SCORE	
			TK	S	A	SK	YDS	TFL	YDS	QBH	NO	YDS	LG	TD	PD	FF	FR	YDS	S	A	S	A		
09/13	at Texans	P	0	0	0	0.0	0.0	0	0	0	0	0	0	0	0	0	0	0	0	0	0	0	W	27-20
09/17	BRONCOS	P	0	0	0	0.0	0.0	0	0	0	0	0	0	0	0	0	0	0	0	0	0	0	L	24-31
09/28	at Packers	P	0	0	0	0.0	0.0	0	0	0	0	0	0	0	0	0	0	0	0	0	0	0	L	28-38
10/04	at Bengals	P	8	4	4	0.0	0.0	0	0	0	0	0	0	0	0	0	0	0	0	0	0	0	L	21-36
10/11	BEARS	S	4	2	2	0.0	0.0	0	0	0	0	0	0	0	0	0	1	0	0	0	0	0	L	17-18
10/18	at Vikings	S	8	7	1	0.0	0.0	0	0	0	0	0	0	0	0	0	0	0	0	0	0	0	L	10-16
10/25	STEELERS										INACTIVE										W	23-13		
11/01	LIONS										INACTIVE										W	45-10		
11/15	at Broncos										INACTIVE										W	29-13		
11/22	at Chargers										INACTIVE										W	33-3		
11/29	BILLS										DID NOT PLAY										W	30-22		
12/06	at Raiders										DID NOT PLAY										W	34-20		
12/13	CHARGERS	P	0	0	0	0.0	0.0	0	0	0	0	0	0	0	0	0	0	0	0	0	0	0	W	10-3
12/20	at Ravens	P	0	0	0	0.0	0.0	0	0	0	0	0	0	0	0	0	0	0	0	0	0	0	W	34-14
12/27	BROWNS	P	0	0	0	0.0	0.0	0	0	0	0	0	0	0	0	0	0	0	0	0	0	0	W	17-13
01/03	RAIDERS	P	0	0	0	0.0	0.0	0	0	0	0	0	0	0	0	0	0	0	0	0	0	0	W	23-17
2015 TOTALS	10-2		20	13	7	0	0.0	0	0	0	0	0	0	0	0	0	1	0	0	0	0	0	11-5	

2016 GAME-BY-GAME REGULAR SEASON STATISTICS (CHIEFS)

OPPONENT	TACKLES								INTERCEPTIONS						O. FUMB			ST		MISC		SCORE
	TK	S	A	SK	YDS	TFL	YDS	QBH	NO	YDS	LG	TD	PD	FF	FR	YDS	S	A	S	A		
09/11 CHARGERS	PRACTICE SQUAD																				W 33-27+	
2016 TOTALS	0-0	0	0	0	0	0.0	0	0	0	0	0	0	0	0	0	0	0	0	0	0	1-0	

2015 GAME-BY-GAME PLAYOFF STATISTICS (CHIEFS)

OPPONENT			TACKLES								INTERCEPTIONS					O. FUMB			ST		MISC		SCORE
			TK	S	A	SK	YDS	TFL	YDS	QBH	NO	YDS	LG	TD	PD	FF	FR	YDS	S	A	S	A	
01/09	at Texans	P	0	0	0	0.0	0.0	0	0	0	0	0	0	0	0	0	0	0	0	0	0	W	30-0
01/16	at Patriots		INACTIVE																			L	20-27
2015 TOTALS			1-0	0	0	0	0	0.0	0	0	0	0	0	0	0	0	0	0	0	0	0	0	1-1



JAMES WINCHESTER
LONG SNAPPER



41

6-3 • 240 • Born: 08/06/89
Washington, Okla. • NFL Exp: Third Season (2nd with Chiefs)
GP/GS (Playoffs) 17/0 (2/0)
FA-15 • Oklahoma

- Second-year long snapper enters his second season with Kansas City in 2016.
- Originally entered the NFL as a free agent with the Philadelphia Eagles in 2013.

Transactions:

Signed with Kansas City as a free agent (3/12/15) ...
Released by the Philadelphia Eagles (8/26/13) ...
Originally entered the NFL as a free agent with

Philadelphia (8/12/13).

COLLEGE

Played in 26 games in two seasons (2010-11) at Oklahoma after he was a junior walk-on in 2010 ... Recovered three fumbles in 2010, which tied for the NCAA lead in that category.

PERSONAL

- Attended Washington High School in Washington, Okla.
- Father, Mike, was the punter at OU for two seasons (1984-85).
- Majored in human relations at Oklahoma.

JAMES WINCHESTER - NFL REGULAR SEASON STATISTICS

TEAM	GP
2015 Chiefs	16
2016 Chiefs	1
NFL TOTALS	17

JAMES WINCHESTER - NFL PLAYOFF STATISTICS

TEAM	GP
2015 Chiefs	2
NFL TOTALS	2

2015 GAME-BY-GAME REGULAR SEASON STATISTICS (CHIEFS)

OPPONENT		W/L	SCORE
09/13 at Texans	P	W	27-20
09/17 BRONCOS	P	L	24-31
09/28 at Packers	P	L	28-38
10/04 at Bengals	P	L	21-36
10/11 BEARS	P	L	17-18
10/18 at Vikings	P	L	10-16
10/25 STEELERS	P	W	23-13
11/01 LIONS	P	W	45-10
11/15 at Broncos	P	W	29-13
11/22 at Chargers	P	W	33-3
11/29 BILLS	P	W	30-22
12/06 at Raiders	P	W	34-20
12/13 CHARGERS	P	W	10-3
12/20 at Ravens	P	W	34-14
12/27 BROWNS	P	W	17-13
01/03 RAIDERS	P	W	23-17
2015 TOTALS	16	11-5	

2016 GAME-BY-GAME REGULAR SEASON STATISTICS (CHIEFS)

OPPONENT		W/L	SCORE
09/11 CHARGERS	P	W	33-27+
2016 TOTALS	1	1-0	

+ - Overtime

2015 GAME-BY-GAME PLAYOFF STATISTICS (CHIEFS)

OPPONENT		W/L	SCORE
01/09 at Texans	P	W	30-0
01/16 at Patriots	P	L	20-27
2015 TOTALS	2	1-1	



BRYAN WITZMANN TACKLE



70

6-7 • 320 • Born: 06/16/90
Houlton, Wis. • NFL Exp: Second Season (1st with Chiefs)
GP/GS (Playoffs) 0/0 (0/0)
W (DAL)-16 • South Dakota State

- Second-year offensive linemen enters his first season with the Chiefs in 2016.
- Spent time with the Houston Texans, New Orleans Saints and Dallas Cowboys organizations over the 2014-15 seasons.
- Spent 2014 on the Houston Texans injured reserve list.
- Originally entered the NFL as an undrafted free agent with the Houston Texans on May 16, 2014

Transactions:

Claimed off of waivers by the Kansas City Chiefs (9/4/16)

... Released by the Dallas Cowboys (9/3/16) ... Signed by the Dallas Cowboys (6/8/16) ... Released by the New Orleans Saints (5/17/16) ... Signed by the New Orleans Saints (1/5/16) ... Signed to the New Orleans Saints practice squad (12/24/15) ... Released from the New Orleans Saints practice squad (11/5/15) ... Signed to the New Orleans Saints practice squad (9/16/15) ... Released by the Houston Texans (9/1/15) ... Originally entered the NFL as an undrafted free agent with the Houston Texans in 2014.

COLLEGE

Started every game in his four-year career at South Dakota State, logging a school-record record 49 consecutive starts ... Was twice named an FCS All-American ... Four-time member of Missouri Valley Football Conference Honor Roll ... Recipient of MVFC Commissioner's Academic Excellence Award

PERSONAL


- Born June 16, 1990
- Native of Houlton, Wis.
- Attended Somerset High School
- Received all-state honors as an offensive lineman and was an honorable mention all-state selection on the defensive line in 2008.
- Named Middle Border Conference Most Valuable Player in 2008.
- Also played basketball and baseball.

BRYAN WITZMANN - NFL REGULAR SEASON STATISTICS

TEAM	GP	GS
2016 Chiefs	0	0
NFL TOTALS	0	0

2016 GAME-BY-GAME REGULAR SEASON STATISTICS (CHIEFS)

OPPONENT P/S		W/L	SCORE
09/11 CHARGERS	INACTIVE	W	33-27+
2016 TOTALS	0-0	1-0	



FRANK ZOMBO

LINEBACKER



51

6-3 • 254 • Born: 03/05/87
Sterling Heights, Mich. • NFL Exp: Seventh Season (4th with Chiefs)
GP/GS (Playoffs) 82/17 (5/2)
UFA-16 • Central Michigan

- Seventh-year linebacker enters his fourth season with the Chiefs in 2016.
- Has played in 74 games (17 starts) in six NFL seasons with the Green Bay Packers (2010-12) and Kansas City Chiefs (2013-15).
- Has played in five postseason contests (two starts), including Super Bowl XLV vs. Pittsburgh.
- Recorded his first-career interception at Oakland (12/15/13).

Transactions:

Signed with Kansas City (3/10/16) ... Signed by Kansas City (3/14/14) ... Declared free agent (3/11/14) ... Signed by Kansas City (4/4/13) ... Declared free agent (3/12/2013) ... Activated from Green Bay's Physically Unable to Perform List (11/3/12) ... Placed on Green Bay's Physically Unable to Perform List with a hamstring injury (8/27/12) ... Signed with Green Bay as a rookie free agent (4/30/10).

COLLEGE

A four-year letterman at Central Michigan, played in 55 games (39 starts) and finished his collegiate career ranked second in school history with 25.5 sacks ... Was a three-time CoSIDA/ESPN The Magazine All-District IV second-team selection and earned Academic All-MAC honors twice.

PERSONAL

- Prepped at Stevenson High School in Sterling Heights, Mich., and was an all-state selection by the *Detroit News* and *Detroit Free Press* as a senior.
- Played both wide receiver and defensive end at Stevenson High School, recording 78 receptions for 1,200 yards and posting 75 tackles as a senior.
- Two-year letterman in basketball.
- Full name: Frank William Zombo III.
- Married, wife, Jessica.

FRANK ZOMBO - NFL REGULAR SEASON STATISTICS

TEAM	GP	GS	TACKLES								INTERCEPTIONS					O. FUMB			ST			MISC	
			TK	S	A	TFL	YDS	SK	YDS	QBH	NO	YDS	LG	TD	PD	FF	FR	YDS	S	A	S	A	
2010 Packers	13	8	38	28	10	5	0	4.0	34.0	6	0	0	0	0	0	2	0	0	0	0	0	0	
2011 Packers	5	1	9	7	2	1	0	1.0	7.0	1	0	0	0	0	0	0	0	0	1	0	0	0	
2012 Packers	7	0	6	4	2	0	0	0.0	0.0	0	0	0	0	0	0	0	0	0	1	1	0	0	
2013 Chiefs	16	5	23	20	3	0	0	2.0	15.0	5	1	5	5	0	2	1	1	0	3	1	0	0	
2014 Chiefs	16	0	1	1	0	0	0	0.0	0.0	0	0	0	0	0	0	0	2	0	7	0	0	0	
2015 Chiefs	16	2	10	8	2	2	14	3.0	25.0	5	0	0	0	0	0	1	0	0	8	1	0	0	
2016 Chiefs	1	1	6	5	1	0	0	0.0	0.0	0	0	0	0	0	1	0	0	0	0	0	0	0	
NFL TOTALS	74	17	93	73	20	8	14	10.0	81.0	17	1	5	5	0	3	4	3	0	20	3.0	0	0.0	

FRANK ZOMBO - NFL PLAYOFF STATISTICS

TEAM	GP GS		TACKLES								INTERCEPTIONS					O. FUMB			ST		MISC	
			TK	S	A	TFL	YDS	SK	YDS	QBH	NO	YDS	LG	TD	PD	FF	FR	YDS	S	A	S	A
2010 Packers	1	1	5	5	0	2	0	1.0	2.0	1	0	0	0	0	0	0	0	0	0	0	0	0
2011 Packers	1	0	1	0	1	0	0	0.0	0.0	0	0	0	0	0	0	0	0	0	0	0	0	0
2012 Packers	0	0	0	0	0	0	0	0.0	0.0	0	0	0	0	0	0	0	0	0	0	0	0	0
2013 Chiefs	1	0	1	1	0	0	0	0.0	0.0	0	0	0	0	0	0	0	0	0	0	0	0	0
2015 Chiefs	2	1	1	1	0	0	0	0.0	0.0	0	0	0	0	0	0	0	0	0	0	0	0	0
NFL TOTALS	5	2	8	7	1	2	0	1.0	2.0	1	0	0	0	0	0	0	0	0	0	0.0	0	0.0

SINGLE-GAME HIGHS

Tackles

7 at Oakland Raiders, Dec 15, 2013
 7 at Atlanta Falcons, Nov 28, 2010
 6 vs. San Diego Chargers, Sep 11, 2016
 5 at Oakland Raiders, Dec 06, 2015
 5 at New York Jets, Oct 31, 2010

Sacks

2.00 at Oakland Raiders, Dec 06, 2015
 1.00 vs. Oakland Raiders, Jan 03, 2016
 1.00 at San Diego Chargers, Dec 29, 2013
 1.00 at Washington Redskins, Dec 08, 2013
 ...5 more at 1.00.

Pass Defenses

1 vs. San Diego Chargers, Sep 11, 2016
 1 at Oakland Raiders, Dec 15, 2013
 1 vs. Denver Broncos, Dec 01, 2013

Forced Fumbles

1 vs. Oakland Raiders, Jan 03, 2016
 1 at Washington Redskins, Dec 08, 2013
 1 at Atlanta Falcons, Nov 28, 2010
 ...1 more at 1.

Fumble Recoveries

Tackles For Loss

1 vs. Oakland Raiders, Dec 14, 2014
 2.00 at Oakland Raiders, Dec 06, 2015
 1.00 vs. Oakland Raiders, Dec 11, 2011
 1.00 vs. San Francisco 49ers, Dec 05, 2010
 1.00 at Atlanta Falcons, Nov 28, 2010
 ...3 more at 1.00.

Interceptions

Interception Return Yards

Special Team Tackles

1 at Oakland Raiders, Dec 15, 2013
 5 at Oakland Raiders, Dec 15, 2013
 2 vs. Cleveland Browns, Dec 27, 2015
 2 at Oakland Raiders, Dec 06, 2015
 2 at Miami Dolphins, Sep 21, 2014
 1 vs. Oakland Raiders, Jan 03, 2016
 ...13 more at 1.

2010 GAME-BY-GAME REGULAR SEASON STATISTICS (PACKERS)

OPPONENT		TACKLES								INTERCEPTIONS					O. FUMB			ST		MISC		SCORE
		TK	S	A	SK	YDS	TFL	YDS	QBH	NO	YDS	LG	TD	PD	FF	FR	YDS	S	A	S	A	
09/12	at Eagles	P	1	1	0	1.0	8.0	1	0	1	0	0	0	0	0	0	0	0	0	0	0	W 27-20
09/19	BILLS	P	0	0	0	0.0	0.0	0	0	0	0	0	0	0	0	0	0	0	0	0	0	W 34-7
09/27	at Bears	S	2	2	0	1.0	10.0	1	0	1	0	0	0	0	0	0	0	0	0	0	0	L 17-20
10/03	LIONS	S	4	2	2	0.0	0.0	0	0	1	0	0	0	0	0	0	0	0	0	0	0	W 28-26
10/10	at Redskins	P	2	2	0	0.0	0.0	0	0	0	0	0	0	0	0	0	0	0	0	0	0	L 13-16+
10/17	DOLPHINS	P	3	2	1	0.0	0.0	0	0	0	0	0	0	0	0	0	0	0	0	0	0	L 20-23+
10/24	VIKINGS	P	2	2	0	0.0	0.0	0	0	0	0	0	0	0	0	0	0	0	0	0	0	W 28-24
10/31	at Jets	S	5	4	1	0.0	0.0	0	0	1	0	0	0	0	1	0	0	0	0	0	0	W 9-0
11/07	COWBOYS	S	3	3	0	0.0	0.0	1	0	0	0	0	0	0	0	0	0	0	0	0	0	W 45-7
11/21	at Vikings	S	4	3	1	0.0	0.0	0	0	0	0	0	0	0	0	0	0	0	0	0	0	W 31-3
11/28	at Falcons	S	7	3	4	1.0	11.0	1	0	1	0	0	0	0	1	0	0	0	0	0	0	L 17-20
12/05	49ERS	S	3	3	0	1.0	5.0	1	0	1	0	0	0	0	0	0	0	0	0	0	0	W 34-16
12/12	at Lions	S	2	1	1	0.0	0.0	0	0	0	0	0	0	0	0	0	0	0	0	0	0	L 3-7
12/19	at Patriots									INACTIVE												L 27-31
12/26	GIANTS									INACTIVE												W 45-17
01/02	BEARS									INACTIVE												W 10-3
2010 TOTALS	13-8	38	28	10	4	34.0	5	0	6	0	0	0	0	0	2	0	0	0	0	0	0	10-6

+ - Overtime

2011 GAME-BY-GAME REGULAR SEASON STATISTICS (PACKERS)

OPPONENT		TACKLES								INTERCEPTIONS					O. FUMB			ST		MISC		SCORE		
		TK	S	A	SK	YDS	TFL	YDS	QBH	NO	YDS	LG	TD	PD	FF	FR	YDS	S	A	S	A			
09/08	SAINTS									INACTIVE												W	42-34	
09/18	at Panthers									INACTIVE												W	30-23	
09/25	at Bears									INACTIVE												W	27-17	
10/02	BRONCOS									INACTIVE												W	49-23	
10/09	at Falcons									INACTIVE												W	25-14	
10/16	RAMS	P	4	3	1	0.0	0.0	0	0	0	0	0	0	0	0	0	0	0	0	0	0	W	24-3	
10/23	at Vikings									INACTIVE												W	33-27	
11/06	at Chargers	P	1	1	0	0.0	0.0	0	0	0	0	0	0	0	0	0	0	0	0	0	0	W	45-38	
11/14	VIKINGS									INACTIVE												W	45-7	
11/20	BUCCANEERS									INACTIVE												W	35-26	
11/24	at Lions									INACTIVE												W	27-15	
12/04	at Giants									DID NOT PLAY												W	38-35	
12/11	RAIDERS	P	3	3	0	1.0	7.0	1	0	1	0	0	0	0	0	0	0	0	1	0	0	0	W	46-16
12/18	at Chiefs	P	0	0	0	0.0	0.0	0	0	0	0	0	0	0	0	0	0	0	0	0	0	L	14-19	
12/25	BEARS									INACTIVE												W	35-21	
01/01	LIONS	S	1	0	1	0.0	0.0	0	0	0	0	0	0	0	0	0	0	0	0	0	0	W	45-41	
2011 TOTALS		5-1	9	7	2	1	7.0	1	0	1	0	0	0	0	0	0	0	0	1	0	0	0	15-1	

2012 GAME-BY-GAME REGULAR SEASON STATISTICS (PACKERS)

2012 GAME-BY-GAME REGULAR SEASON STATISTICS (PACKETS)																													
OPPONENT	TACKLES								INTERCEPTIONS					O. FUMB			ST		MISC		SCORE								
	TK	S	A	SK	YDS	TFL	YDS	QBH	NO	YDS	LG	TD	PD	FF	FR	YDS	S	A	S	A									
09/09 49ERS									Reserved/PUP																			L 22-30	
09/13 BEARS									Reserved/PUP																				W 23-10
09/24 at Seahawks									Reserved/PUP																				L 12-14
09/30 SAINTS									Reserved/PUP																				W 28-27
10/07 at Colts									Reserved/PUP																				L 27-30
10/14 at Texans									Reserved/PUP																				W 42-24
10/21 at Rams									Reserved/PUP																				W 30-20
10/28 JAGUARS									Reserved/PUP																				W 24-15
11/04 CARDINALS									INACTIVE																				W 31-17
11/18 at Lions	P	1	0	1	0.0	0.0	0	0	0	0	0	0	0	0	0	0	0	0	0	0	0	W 24-20							
11/25 at Giants	P	2	2	0	0.0	0.0	0	0	0	0	0	0	0	0	0	0	0	0	0	0	0	L 10-38							
12/02 VIKINGS	P	0	0	0	0.0	0.0	0	0	0	0	0	0	0	0	0	0	0	0	1	0	0	W 23-14							
12/09 LIONS	P	3	2	1	0.0	0.0	0	0	0	0	0	0	0	0	0	0	0	0	0	0	0	W 27-20							
12/16 at Bears	P	0	0	0	0.0	0.0	0	0	0	0	0	0	0	0	0	0	0	0	0	0	0	W 21-13							
12/23 TITANS	P	0	0	0	0.0	0.0	0	0	0	0	0	0	0	0	0	0	0	1	0	0	0	W 55-7							
12/30 at Vikings	P	0	0	0	0.0	0.0	0	0	0	0	0	0	0	0	0	0	0	0	0	0	0	L 34-37							
2012 TOTALS	7-0	6	4	2	0	0.0	0	0	0	0	0	0	0	0	0	0	0	1	1	0	0	11-5							

2013 GAME-BY-GAME REGULAR SEASON STATISTICS (CHIEFS)

OPPONENT		TACKLES								INTERCEPTIONS					O. FUMB			ST		MISC		SCORE	
		TK	S	A	SK	YDS	TFL	YDS	QBH	NO	YDS	LG	TD	PD	FF	FR	YDS	S	A	S	A		
09/08	at Jaguars	P	1	1	0	0.0	0.0	0	0	0	0	0	0	0	0	0	0	1	0	0	0	W 28-2	
09/15	COWBOYS	P	0	0	0	0.0	0.0	0	0	0	0	0	0	0	0	0	0	0	0	0	0	W 17-16	
09/19	at Eagles	P	0	0	0	0.0	0.0	0	0	0	0	0	0	0	0	0	0	0	0	0	0	W 26-16	
09/29	GIANTS	P	0	0	0	0.0	0.0	0	0	0	0	0	0	0	0	0	0	0	0	0	0	W 31-7	
10/06	at Titans	P	0	0	0	0.0	0.0	0	0	0	0	0	0	0	0	0	0	0	0	0	0	W 26-17	
10/13	RAIDERS	P	0	0	0	0.0	0.0	0	0	0	0	0	0	0	0	0	0	0	1	0	0	W 24-7	
10/20	TEXANS	P	0	0	0	0.0	0.0	0	0	0	0	0	0	0	0	0	0	0	0	0	0	W 17-16	
10/27	BROWNS	P	0	0	0	0.0	0.0	0	0	0	0	0	0	0	0	0	1	0	0	0	0	W 23-17	
11/03	at Bills	P	0	0	0	0.0	0.0	0	0	0	0	0	0	0	0	0	0	0	0	0	0	W 23-13	
11/17	at Broncos	P	0	0	0	0.0	0.0	0	0	0	0	0	0	0	0	0	0	1	0	0	0	L 17-27	
11/24	CHARGERS	P	2	2	0	0.0	0.0	0	0	1	0	0	0	0	0	0	0	0	0	0	0	L 38-41	
12/01	BRONCOS	S	4	3	1	0.0	0.0	0	0	0	0	0	0	0	1	0	0	0	0	0	0	L 28-35	
12/08	at Redskins	S	2	1	1	1.0	15.0	0	0	0	0	0	0	0	0	1	0	0	0	0	0	W 45-10	
12/15	at Raiders	S	7	7	0	0.0	0.0	0	0	0	1	5	5	0	1	0	0	0	0	0	0	W 56-31	
12/22	COLTS	S	4	3	1	0.0	0.0	0	0	1	0	0	0	0	0	0	0	0	0	0	0	L 7-23	
12/29	at Chargers	S	3	3	0	1.0	0.0	0	0	3	0	0	0	0	0	0	0	0	1	0	0	L 24-27+	
2013 TOTALS		16-5	23	20	3	2	15.0	0	0	5	1	5	5	0	2	1	1	0	3	1	0	0	11-5

+ - Overtime

2014 GAME-BY-GAME REGULAR SEASON STATISTICS (CHIEFS)

OPPONENT		TACKLES							INTERCEPTIONS					O. FUMB			ST		MISC			SCORE
		TK	S	A	SK	YDS	TFL	YDS	QBH	NO	YDS	LG	TD	PD	FF	FR	YDS	S	A	S	A	
09/07 TITANS	P	1	1	0	0.0	0.0	0	0	0	0	0	0	0	0	0	0	0	0	0	0	0	L 10-26
09/14 at Broncos	P	0	0	0	0.0	0.0	0	0	0	0	0	0	0	0	0	0	0	0	0	0	0	L 17-24
09/21 at Dolphins	P	0	0	0	0.0	0.0	0	0	0	0	0	0	0	0	0	0	0	2	0	0	0	W 34-15
09/29 PATRIOTS	P	0	0	0	0.0	0.0	0	0	0	0	0	0	0	0	0	0	0	0	0	0	0	W 41-14
10/05 at 49ers	P	0	0	0	0.0	0.0	0	0	0	0	0	0	0	0	0	0	0	0	0	0	0	L 17-22
10/19 at Chargers	P	0	0	0	0.0	0.0	0	0	0	0	0	0	0	0	0	0	0	0	0	0	0	W 23-20
10/26 RAMS	P	0	0	0	0.0	0.0	0	0	0	0	0	0	0	0	0	0	0	0	0	0	0	W 34-7
11/02 JETS	P	0	0	0	0.0	0.0	0	0	0	0	0	0	0	0	0	0	0	1	0	0	0	W 24-10
11/09 at Bills	P	0	0	0	0.0	0.0	0	0	0	0	0	0	0	0	0	0	0	0	0	0	0	W 17-13
11/16 SEAHAWKS	P	0	0	0	0.0	0.0	0	0	0	0	0	0	0	0	0	0	0	1	0	0	0	W 24-20
11/20 at Raiders	P	0	0	0	0.0	0.0	0	0	0	0	0	0	0	0	0	1	0	0	0	0	0	L 20-24
11/30 BRONCOS	P	0	0	0	0.0	0.0	0	0	0	0	0	0	0	0	0	0	0	1	0	0	0	L 16-29
12/07 at Cardinals	P	0	0	0	0.0	0.0	0	0	0	0	0	0	0	0	0	0	0	0	0	0	0	L 14-17
12/14 RAIDERS	P	0	0	0	0.0	0.0	0	0	0	0	0	0	0	0	0	1	0	0	0	0	0	W 31-13
12/21 at Steelers	P	0	0	0	0.0	0.0	0	0	0	0	0	0	0	0	0	0	0	1	0	0	0	L 12-20
12/28 CHARGERS	P	0	0	0	0.0	0.0	0	0	0	0	0	0	0	0	0	0	0	1	0	0	0	W 19-7
2014 TOTALS	16-0	1	1	0	0	0.0	0	0	0	0	0	0	0	0	0	2	0	7	0	0	0	9-7

2015 GAME-BY-GAME REGULAR SEASON STATISTICS (CHIEFS)

OPPONENT		TACKLES							INTERCEPTIONS					O. FUMB			ST		MISC			SCORE
		TK	S	A	SK	YDS	TFL	YDS	QBH	NO	YDS	LG	TD	PD	FF	FR	YDS	S	A	S	A	
09/13 at Texans	P	0	0	0	0.0	0.0	0	0	0	0	0	0	0	0	0	0	0	0	0	0	0	W 27-20
09/17 BRONCOS	P	0	0	0	0.0	0.0	0	0	0	0	0	0	0	0	0	0	0	0	0	0	0	L 24-31
09/28 at Packers	P	0	0	0	0.0	0.0	0	0	0	0	0	0	0	0	0	0	0	0	0	0	0	L 28-38
10/04 at Bengals	P	0	0	0	0.0	0.0	0	0	0	0	0	0	0	0	0	0	0	0	0	0	0	L 21-36
10/11 BEARS	P	0	0	0	0.0	0.0	0	0	0	0	0	0	0	0	0	0	0	0	0	0	0	L 17-18
10/18 at Vikings	P	0	0	0	0.0	0.0	0	0	0	0	0	0	0	0	0	0	0	0	0	0	0	L 10-16
10/25 STEELERS	P	0	0	0	0.0	0.0	0	0	0	0	0	0	0	0	0	0	0	0	0	0	0	W 23-13
11/01 LIONS	P	0	0	0	0.0	0.0	0	0	0	0	0	0	0	0	0	0	0	1	0	0	0	W 45-10
11/15 at Broncos	P	0	0	0	0.0	0.0	0	0	0	0	0	0	0	0	0	0	0	1	0	0	0	W 29-13
11/22 at Chargers	P	0	0	0	0.0	0.0	0	0	0	0	0	0	0	0	0	0	0	0	0	0	0	W 33-3
11/29 BILLS	P	4	3	1	0.0	0.0	0	0	0	0	0	0	0	0	0	0	0	0	0	0	0	W 30-22
12/06 at Raiders	P	2	2	0	2.0	14.0	2	14	2	0	0	0	0	0	0	0	0	2	1	0	0	W 34-20
12/13 CHARGERS	P	0	0	0	0.0	0.0	0	0	0	0	0	0	0	0	0	0	0	0	0	0	0	W 10-3
12/20 at Ravens	P	0	0	0	0.0	0.0	0	0	1	0	0	0	0	0	0	0	0	1	0	0	0	W 34-14
12/27 BROWNS	S	1	1	0	0.0	0.0	0	0	1	0	0	0	0	0	0	0	0	2	0	0	0	W 17-13
01/03 RAIDERS	S	3	2	1	1.0	11.0	0	0	1	0	0	0	0	0	1	0	0	1	0	0	0	W 23-17
2015 TOTALS	16-2	10	8	2	3	25.0	2	14	5	0	0	0	0	0	1	0	0	8	1	0	0	11-5

2016 GAME-BY-GAME REGULAR SEASON STATISTICS (CHIEFS)

OPPONENT		TACKLES							INTERCEPTIONS					O. FUMB			ST		MISC			SCORE
		TK	S	A	SK	YDS	TFL	YDS	QBH	NO	YDS	LG	TD	PD	FF	FR	YDS	S	A	S	A	
09/11 CHARGERS	S	6	5	1	0.0	0.0	0	0	0	0	0	0	0	1	0	0	0	0	0	0	0	W 33-27+
2016 TOTALS	1-1	6	5	1	0	0.0	0	0	0	0	0	0	0	1	0	0	0	0	0	0	0	1-0

+ - Overtime

2010 GAME-BY-GAME PLAYOFF STATISTICS (PACKERS)

2010 GAME BY GAME PERFORMANCES (PACKERS)																								
OPPONENT		TACKLES								INTERCEPTIONS					O. FUMB			ST		MISC		SCORE		
		TK	S	A	SK	YDS	TFL	YDS	QBH	NO	YDS	LG	TD	PD	FF	FR	YDS	S	A	S	A			
01/09 at Eagles										INACTIVE														W 21-16
01/15 at Falcons										INACTIVE														W 48-21
01/23 at Bears										INACTIVE														W 21-14
02/06	STEELERS	S	5	5	0	1.0	2.0	2	0	1	0	0	0	0	0	0	0	0	0	0	0	0	W 31-25	
2010 TOTALS		1-1	5	5	0	1	2.0	2	0	1	0	0	0	0	0	0	0	0	0	0	0	0	4-0	

2011 GAME-BY-GAME PLAYOFF STATISTICS (PACKERS)

OPPONENT		TACKLES							INTERCEPTIONS					O. FUMB			ST		MISC			SCORE
		TK	S	A	SK	YDS	TFL	YDS	QBH	NO	YDS	LG	TD	PD	FF	FR	YDS	S	A	S	A	
01/15 GIANTS	P	1	0	1	0.0	0.0	0	0	0	0	0	0	0	0	0	0	0	0	0	0	0	L 20-37
2011 TOTALS	1-0	1	0	1	0	0.0	0	0	0	0	0	0	0	0	0	0	0	0	0	0	0	0-1

2012 GAME-BY-GAME PLAYOFF STATISTICS (PACKERS)

OPPONENT	TACKLES								INTERCEPTIONS					O. FUMB			ST		MISC		SCORE
	TK	S	A	SK	YDS	TFL	YDS	QBH	NO	YDS	LG	TD	PD	FF	FR	YDS	S	A	S	A	
01/05 VIKINGS									INACTIVE												W 24-10
01/12 at 49ers									INACTIVE												L 31-45
2012 TOTALS	0-0	0	0	0	0	0.0	0	0	0	0	0	0	0	0	0	0	0	0	0	0	1-1

2013 GAME-BY-GAME PLAYOFF STATISTICS (CHIEFS)

OPPONENT		TACKLES								INTERCEPTIONS					O. FUMB			ST		MISC		SCORE
		TK	S	A	SK	YDS	TFL	YDS	QBH	NO	YDS	LG	TD	PD	FF	FR	YDS	S	A	S	A	
01/04 at Colts	P	1	1	0	0.0	0.0	0	0	0	0	0	0	0	0	0	0	0	0	0	0	0	L 44-45
2013 TOTALS	1-0	1	1	0	0	0.0	0	0	0	0	0	0	0	0	0	0	0	0	0	0	0	0-1

2015 GAME-BY-GAME PLAYOFF STATISTICS (CHIEFS)

OPPONENT		TACKLES								INTERCEPTIONS					O. FUMB			ST		MISC		SCORE
		TK	S	A	SK	YDS	TFL	YDS	QBH	NO	YDS	LG	TD	PD	FF	FR	YDS	S	A	S	A	
01/09 at Texans	S	0	0	0	0.0	0.0	0	0	0	0	0	0	0	0	0	0	0	0	0	0	0	W 30-0
01/16 at Patriots	P	1	1	0	0.0	0.0	0	0	0	0	0	0	0	0	0	0	0	0	0	0	0	L 20-27
2015 TOTALS	2-1	1	1	0	0	0.0	0	0	0	0	0	0	0	0	0	0	0	0	0	0	0	1-1



CHIEFS

HISTORY

THIS IS CHIEFS KINGDOM



AFL ORIGINS

1958 — Lamar Hunt's efforts to acquire an expansion NFL franchise for his hometown of Dallas were rebuked by the league. However, his desire to secure a professional football franchise was further heightened after watching the historic '58 NFL Championship Game between the Baltimore Colts and the N.Y. Giants, which later became known as "The Greatest Game Ever Played."

1959 — After another attempt at landing an NFL expansion franchise for Dallas was spurned, NFL officials suggested that Hunt contact the Wolfner family, owners of the Chicago Cardinals franchise. Violet Bidwell Wolfner, mother of current Cardinals owner William Bidwell, and her husband Walter eventually agreed to sell Hunt 20 percent of the Cardinals franchise. Hunt declined the opportunity. He then conceived the concept of forming a second league. "Why wouldn't a second league work?" Hunt recalled. "There was an American and National League in baseball, why not football?" Hunt contacted several other individuals who had expressed interest in the Cardinals franchise – Bud Adams (Houston), Bob Howsam (Denver), Max Winter and Bill Boyer (Minneapolis) – and gauged their interest in forming a second league. Adams quickly signed on and the young league, albeit still very much in its infancy stages, already had its first rivalry.

With four teams in the ranks including Hunt's Dallas franchise, he sought franchises in New York and Los Angeles. Before ownership in those cities was secured, Hunt sought the NFL's blessing for his endeavor, hoping that NFL Commissioner Bert Bell would oversee both leagues. "I told myself I didn't want to go into this if it meant some kind of battle," Hunt remembered. "Of course, this was one of the more naive thoughts in the history of pro sports." Although the NFL wanted no part of Hunt's new league, Hunt gave his blessing for Bell to mention it in the course of his testimony before a Congressional committee on July 28th. "At that point, no one had put up a penny, and I had no commitments from New York or Los Angeles," Hunt continued. "But Bert Bell had announced it. We were in business."



Within weeks, Barron Hilton (Los Angeles) and Harry Wismer (New York) agreed to enter the six-team league. On August 14th, the first meeting of the new league

was held in Chicago. Charter memberships were issued to six original cities — Dallas, New York, Houston, Denver, Los Angeles and Minneapolis. The league was officially christened the American Football League on August 22nd. Ralph Wilson (Buffalo) was awarded the league's seventh franchise on October 28th and William Sullivan (Boston) became the league's eighth owner on November 23rd, the date of the inaugural AFL draft, which lasted 33 rounds. All eight original owners agreed to contribute \$25,000 and to post a performance bond of \$100,000. "Before there was a player, coach or general manager in the league, there was Lamar Hunt," said Sullivan. "Hunt was the cornerstone, the integrity of the league. Without him, there would have been no AFL."

In November, the league nearly disbanded before it even played a single game. Winter announced that he was withdrawing from the league to accept an NFL franchise for Minneapolis. The NFL now envisioned an expansion franchise for Dallas, as well, but Hunt declined that offer. "It (the AFL) was so important to me," Hunt said. "I had a lot of money in it, a lot invested in it. Emotionally, I spent a lot of time, effort and energy on it. I felt an obligation. A guy like Billy Sullivan had everything he had in it. It wouldn't have been the right thing to do."

The AFL forged forward as former World War II hero and two-term South Dakota governor Joe Foss was named commissioner on November 30th. A second, 20-round AFL draft was held on December 2nd. Hunt pursued both legendary University of Oklahoma coach Bud Wilkinson and N.Y. Giants defensive assistant Tom Landry to lead his Texans franchise. Wilkinson opted to stay at Oklahoma, while Landry was destined to coach the NFL's franchise in Dallas. Hunt settled on a relatively unknown assistant coach from the University of Miami (Florida), Hank Stram. "One of the biggest reasons I hired Hank was that he really wanted the job," Hunt explained. "It turned out to be a very lucky selection on my part."

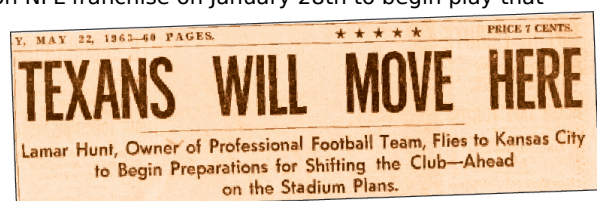
1960 — Hunt was elected President of the AFL on January 26th. Minneapolis officially withdrew from the AFL on January 27th. An ownership group from Dallas was awarded an expansion NFL franchise on January 28th to begin play that season in direct competition with the Texans. That same day, AFL owners approved the two-point conversion rule which was utilized for the AFL's 10-year existence, a rule that wouldn't resurface in the NFL for 34 more years. On January 30th, Oakland replaced Minneapolis as the eighth AFL outpost. In another ironic twist, the Chicago Cardinals franchise, which Hunt had attempted to purchase a year earlier, received permission from the NFL to transfer to St. Louis on March 13th.

THE FOOLISH CLUB



The whole idea of the AFL seemed so far-fetched, the eight team owners were whimsically named "The Foolish Club." Lamar Hunt credited Wayne Valley of the Oakland ownership group for coining that moniker. "I was an amateur photographer and had taken some color pictures of the '64 season," Hunt explained. "I sent out a montage as Christmas gifts one year. At the top was the hand-lettered phrase, The Foolish Club." Both the name and the league would stick.

The American Football League Owners, 1961 – Seated from left: K.S. "Bud" Adams (Houston), Joe Foss (AFL Commissioner). Standing from left: Bill Sullivan (Boston), Cal Kunz (Denver), Ralph Wilson (Buffalo), Lamar Hunt (Dallas), Harry Wismer (New York), Wayne Valley (Oakland), Barron Hilton (San Diego).




Perhaps the most important moment in the AFL's formative years came on June 9th when the league signed a five-year television contract with ABC that paid each club \$112,000 during the '60 season.

The Texans set up offices in the Mercantile Securities Building, while Foss headquartered the AFL offices out of Dallas, as well. The Texans shared the Cotton Bowl for three seasons with the NFL's Cowboys. Reserved seats were \$4, general admission \$2 and high school students paid \$.90 that initial season. Don Rossi served as the team's General Manager until November when he was succeeded by Jack Steadman. The Texans conducted their inaugural training camp at the New Mexico Military Institute in Roswell, N.M. The club embarked on a whirlwind preseason barnstorming tour that featured road games in Oakland, Tulsa, Boston, Abilene and Little Rock. An announced crowd of 51,000 at the Cotton Bowl witnessed a 24-3 victory vs. Houston (9/2) as the club concluded a perfect 6-0 preseason record.

The initial regular season victory in team history came by a 34-16 count at Oakland (9/16) thanks to 88 rushing yards, a TD and two FGs from FB Jack Spikes (TCU). In addition to Spikes, the Texans also had a strong home-state identity with QB Cotton Davidson (Baylor), LB Sherrill Headrick (TCU) and RB Abner Haynes (North Texas State). Haynes led the league with 875 rushing yards and nine TDs, as well as combined net yards (2,100) and punt return average (15.4). Haynes' combined net yardage mark remained a franchise record until 2001. Thanks to Haynes, the Texans had a flashy, high-scoring club, which finished the year at 8-6 as three close losses kept the squad from challenging for the division title. The Texans averaged 24,500 for their home games, the highest average attendance in the league.

1961 — Don Klosterman joined the franchise as Director of Player Personnel and a wealth of college talent was infused into the franchise's veins. The Texans and the NFL's Dallas Cowboys both drafted LB E.J. Holub (Texas Tech), described by many scouts as "the best football player in America." Holub decided to play for the Texans, joining three future Chiefs Hall of Famers — DT/DE Jerry Mays (SMU), TE Fred Arbanas (Michigan State) and T Jim Tyrer (Ohio State) — as part of the club's draft class. The club moved its training camp to Hunt's alma mater of SMU and started the regular season at 3-1 before hitting a six-game losing skid, the longest such streak of Stram's tenure with the franchise. One of those losses was a 28-21 decision in a Friday night contest at Boston (11/3) which featured a bizarre ending as a raincoat-clad fan knocked down a potential game-tying TD from Davidson to E Chris Burford on the game's final play. The team rebounded to claim wins in three of its final four contests to finish 6-8, making the club's second straight finish behind the Chargers in the AFL West standings.



Stram

1962 — Stram was named Coach of the Year and RB Curtis McClinton (Kansas) was named the '62 AFL Rookie of the Year. Haynes became the franchise's first 1,000-yard rusher, concluding the season with 1,049 yards and an AFL-high 13 rushing TDs. The Texans clinched their initial AFL Western Division Championship in November and finished with an 11-3 regular season record. Dallas won the '62 AFL Championship when K Tommy Brooker connected on a 25-yard field goal during the second overtime of the title game, giving the Texans a 20-17 victory at Houston (12/23). Spanning an elapsed time of 77:54, the game still stands as the second-longest contest in pro football history as the franchise claimed its first of three AFL titles.

GOIN' TO KANSAS CITY

1963 — Despite the Texans championship season in '62, the Dallas market simply could not sustain two professional football franchises. Kansas City Mayor H. Roe Bartle learned of Hunt's interest in a new home for the Texans and extended an invitation for Hunt and Jack Steadman to move the franchise to Mid-America. After the duo visited Kansas City on an incognito basis, an ambitious campaign took shape to deliver on Bartle's guarantee to Hunt of tripling the season-ticket base the Texans had enjoyed in Dallas. Kansas City's mayor, nicknamed "The Chief," also promised to add 3,000 permanent seats to Municipal Stadium, as well as 11,000 temporary bleacher seats. Along with Bartle, a number of other prominent Kansas Citians stepped forward to aid in the efforts, putting together more than 1,000 workers to sell season tickets. On May 22nd, Hunt announced he was moving the franchise to Kansas City. Hunt and Stram jested at one point about calling the relocated team the Kansas City Texans, but thanks to the insistence of Steadman and a "name-the-team" contest, the Chiefs were officially christened on May 26th, in part to honor the efforts of Bartle. During their inaugural season in Kansas City, the Chiefs charged \$7 for box seats and \$6 for reserved seats at Municipal Stadium.



LENNY THE COOL

A pivotal moment in franchise history took place on July 2, 1962 when Hank Stram signed free agent QB Len Dawson. Dawson entered the NFL as a first-round draft pick of Pittsburgh in '57, but was waived by Cleveland on June 12th. After spending five uneventful years in the NFL with the Steelers and Browns, Dawson received his final shot at pro football redemption from Stram. Convinced that Dawson was the man to lead the franchise on the field, the only trade personally orchestrated by Lamar Hunt in team history occurred after the season's first game when the Chiefs sent QB Cotton Davidson to Oakland in exchange for the Raiders first-round pick in '63, a pick that was used to select Hall of Fame DT Buck Buchanan with the first overall selection. As for Dawson, he didn't disappoint in '62, throwing 29 TD passes to earn AFL Player of the Year honors.



Three highly-touted draft choices began their tenures with the club in '63. Hunt's trade of Davidson landed the number one overall selection in the AFL Draft, which Kansas City used to select Hall of Fame DT Buck Buchanan (Grambling). Ironically, the Raiders would later draft Hall of Fame G Gene Upshaw in '67 for the express purpose of blocking Buchanan. The Chiefs tabbed G Ed Budde (Michigan State) with their own number one selection, while stealing another future Hall of Fame inductee, LB Bobby Bell (Minnesota) in the seventh round. Buchanan, Budde and Bell all became

starters on their way to a combined 526 games with the team. The first appearance of the Chiefs in Municipal Stadium attracted just 5,721 fans for a 17-13 preseason victory vs. Buffalo (8/9). Tragedy struck the club when rookie RB Stone Johnson (Grambling), who was a sprinter in the '60 Olympics in Rome, suffered a fractured vertebra in his neck in a preseason game vs. Houston (8/30) in Wichita, Kan. He died 10 days later on September 8th and his jersey number 33 was subsequently retired. Kansas City opened the regular season with a 59-7 victory at Denver (9/7), a contest that remains the highest-scoring effort in team history. On October 1st, the club moved into its new Swope Park practice facility on East 63rd Street, where the team's headquarters remained until the opening of Arrowhead Stadium in '72. The Chiefs managed just one win and two ties in their next nine games before racking up three consecutive wins to close the year at 5-7-2.



1964 — On January 29th, the AFL and NBC signed a landmark five-year, \$36-million television contract beginning with the '65 season. The Chiefs began the year with a 2-1 mark before dropping three consecutive games as several of the team's best players, including LB E.J. Holub, TE Fred Arbanas and S Johnny Robinson, missed numerous games with injuries. Arbanas missed the final two games of the year after undergoing surgery to his left eye, in which he suffered almost total loss of vision. RB Mack Lee Hill (Southern), who signed with the club as a rookie free agent and received a \$300 signing bonus, muscled his way into the starting lineup and earned a spot in the AFL All-Star Game. The club finished the season with two consecutive wins to close the season at 7-7, finishing second in the AFL West behind San Diego (8-5-1). An average of 18,126 fans attended each home game at Municipal Stadium, prompting talks at the AFL owners' meeting about the future of the franchise in Kansas City.


BIDDING WARS, MERGER TALKS & GLORY DAYS

1965 — The AFL and NFL had been openly competing for talent for years, but that bidding war for players heated up for the Chiefs in '65. Kansas City made RB Gale Sayers (Kansas) their first-round draft pick, but Sayers eventually signed with the Chicago Bears.

The club suffered a devastating blow when RB Mack Lee Hill suffered torn ligaments in his right knee in the next-to-last regular season game of the year at Buffalo (12/12). Following what was expected to be a routine surgery on December 14th at Menorah Hospital in Kansas City, Hill died from what was termed "a sudden and massive embolism." Hunt called Hill's death "the worst shock possible." Beginning the following year, the club annually bestowed the Mack Lee Hill Award on its top rookie or first-year performer in honor of this fallen young star. Just days after Hill's unexpected death, the mourning Chiefs defeated Denver (12/19) to finish the year with a 7-5-2 record.

THE OTIS ACQUISITION

One of the more colorful tales in franchise lore transpired days before the '65 draft. The Cowboys had WR Otis Taylor (Prairie View A&M) sequestered at the Continental Hotel in Dallas. Chiefs scout Lloyd Wells, who was instrumental in the signing of many key players during the '60s, thought he had Taylor's services secured for the Chiefs when he learned of the Cowboys chicanery. After ascertaining the receiver's location from Taylor's mother, Wells posed as a reporter from Ebony magazine and slipped his phone number to Taylor unbeknownst to a Cowboys "bodyguard" watching Taylor's hotel door. At 3:00 AM one of the greatest "escapes" in franchise history was consummated as the receiver climbed out a bathroom window and into an awaiting Cadillac. Taylor and Wells boarded a flight for Kansas City later that morning and Taylor, with a shiny new vehicle in his possession, was subsequently drafted by the Chiefs in the fourth round, beginning an illustrious Kansas City career.



1966 — The escalation in player salaries paid by the two leagues eventually led to a series of clandestine meetings between Hunt and Tex Schramm of the Cowboys that began in April at Love Field in Dallas. While merger groundwork was being laid, the Chiefs engaged in more subterfuge during the '66 draft. DE Aaron Brown (Minnesota) was highly coveted by many clubs, including the NFL's Steelers. The Steelers couldn't locate Brown on draft day since he was already aboard a flight with Hunt, who carried out the first mid-air signing in team history. Despite being drafted in the 20th round of the AFL Draft, the Chiefs signed Heisman Trophy RB Mike Garrett (USC) who earned AFL Rookie of the Year honors. Plans for the AFL-NFL merger were officially announced by NFL Commissioner Pete Rozelle on June 8th. The Chiefs started the season at 3-0, including a 32-10 win at Oakland (9/18) in the first contest played at the Oakland-Alameda County Coliseum. A crowd of 43,885 attended the Chiefs home opener vs. defending AFC Champion Buffalo (10/2), the largest ever to witness a sports event in Kansas City at the time. The Chiefs dropped a 29-14 decision to the Bills, but after the contest, Stram and Buffalo Head Coach Joe Collier negotiated a trade in the middle of the field. Kansas City got K Mike Mercer for a fifth-round pick, solidifying one of the few weaknesses on the squad. Dawson led the league in passing, while Taylor became the first 1,000-yard receiver in franchise history, registering 1,297 yards. The Chiefs finished three games in front of Oakland to claim an AFL West title with an 11-2-1 record, setting the stage for the franchise's second trip to the AFL Championship Game.

1967 — Using a dazzling I-formation offense and a smothering defense, the Chiefs claimed a dominating 31-7 victory in the AFL title game at Buffalo (1/1) on the same day that future Chiefs star Derrick Vincent Thomas was born in Miami, Fla. That victory propelled Kansas City to the first AFL-NFL World Championship Game, later renamed Super Bowl I. The term "Super Bowl" was coined by Hunt during a committee meeting, inspired by a "Super Ball" owned by each of his three children. Although not officially adopted until the third such AFL-NFL World Championship Game, the name Super Bowl was seized upon by the media and quickly became a part of the worldwide sports lexicon. At the Los Angeles Memorial Coliseum, the Chiefs met Vince Lombardi's powerful Green Bay Packers (1/15). The Chiefs played the Packers close for a half, trailing 14-10, but Green Bay took control in the final two quarters, winning the game by a score of 35-10.



LEGENDARY LINEBACKERS

The Chiefs found a pair of linebacking gems in the second round of the '67 draft in #51 Jim Lynch (Notre Dame) and #63 Willie Lanier (Morgan State). That duo joined #78 Bobby Bell to form one of the most legendary linebacker trios in pro football annals.

The club's special teams got a boost with the addition of K Jan Stenerud (Montana State), who originally enrolled in school on a skiing scholarship, and KR Noland "Super Gnat" Smith (Tennessee State). Interest in the team skyrocketed, forcing an increase in seating capacity at Municipal Stadium from 40,000 to 47,000. In June, Jackson County voters approved a \$43 million bond issue for construction of The Truman Sports Complex. The first contest between AFL and NFL teams in Kansas City resulted in a commanding 66-24 Chiefs victory vs. Chicago at Municipal Stadium (8/23). Injuries again hit the club hard during the regular season as the Chiefs clawed their way to a 9-5 record.



1968 — A debate raged in Kansas City whether the club's new stadium should be built downtown or at a "remote" location. A location in Eastern Jackson County was chosen as the site and groundbreaking ceremonies took place

in July with plans calling for a unique "rolling roof" design. The '68 Chiefs boasted one of the finest defenses ever assembled by the club, allowing a franchise-low 170 points (12.1 ppg). The nucleus of the defensive unit was clearly in its prime, producing six AFL All-Stars, including all three of the squad's linebackers. Offensively, Dawson led the AFL in passing for the fourth time. The Chiefs began the season with a 7-1 record and rattled off five straight victories to close the regular season at 12-2, sharing the AFL West crown with the Raiders and setting up an AFL Western Division Playoff Game. Kansas City lost a 41-6 decision at Oakland (12/22) in the club's first postseason outing since Super Bowl I as the Raiders advanced to the AFL Championship Game against the N.Y. Jets.

1969 — The Chiefs continued the momentum they built during the '68 campaign by posting a perfect 6-0 record during preseason play. Kansas City began the regular season with four consecutive road games for the only time in team history. After a decisive 27-9 win at San Diego (9/14), the club posted a 31-0 shutout at Boston (9/21), but Dawson sustained a knee injury against the Patriots. The once-optimistic picture for the Chiefs went from bad to worse the following week when backup QB Jacky Lee went down with a broken ankle in a 24-19 loss at Cincinnati (9/28). That injury left the team's most crucial position in the hands of second-year QB Mike Livingston, who took just five snaps as a rookie in '68. However, Livingston engineered a five-game winning streak, while getting plenty of help from the club's defense. The team's home opener at Municipal Stadium was played in a daylong deluge referred to as a "frog-strangler" by Chiefs radio broadcaster Bill Grigsby. The Chiefs and Oilers combined for 14 fumbles in a 24-0 Kansas City victory (10/12). Dawson returned to the starting lineup in a 27-3 win vs. San Diego (11/9) and guided the club to three wins in the season's next four games. Broncos coach Lou Saban was infuriated following the Chiefs 31-17 win vs. Denver (11/27). Trailing 24-17 late in the game, Denver attempted an onside kick that was recovered by LB Bobby Bell, who promptly returned that kick for a 53-yard TD. Livingston started the following week vs. Buffalo (12/7) for an again-injured Dawson, who returned for the regular season finale at Oakland (12/13). A 10-6 loss vs. the Raiders gave the Chiefs an 11-3 record, good for second in the division behind Oakland (12-1-1). In an AFC Divisional Playoff Game at the N.Y. Jets (12/20), Kansas City rode its dominating defense which produced a crucial goal-line stand en route to a 13-6 win over the defending Super Bowl champions to set up a rematch with the Raiders in the final AFL Championship Game.

1970 — In the final game in AFL history, the Chiefs became the league's only three-time champions, defeating the Raiders by a 17-7 count at Oakland (1/4). Making the victory even more satisfying for the Chiefs was the fact that the Raiders players had to sheepishly walk out of the stadium with the luggage they had packed for New Orleans and Super Bowl IV. During the days preceding Kansas City's clash with the heavily-favored Vikings, unsubstantiated media reports associating Dawson with a known gambler hounded the Chiefs quarterback. The night before the game, Ed Sabol of NFL Films approached Vikings coach Bud Grant about being miked for the game. Grant declined, but Stram accepted. As both the Chiefs and the cameras rolled, Stram clamored for his team to run "65 toss power trap" and to "keep matriculating the ball down the field." The Chiefs used the game as a crusade for the American Football League and wore "AFL-10" patches which referred to the league's 10-year existence. The Chiefs used three Stenerud FGs and a Garrett TD run to take a 16-0 halftime lead. A dynamic 46-yard TD pass from Dawson to Taylor in the third quarter sealed the victory as Dawson was named the game's Most Valuable Player. Perhaps the grittiest performance of the day came from S Johnny Robinson, who registered two interceptions and a fumble recovery despite playing with three broken ribs. At approximately 5:20 p.m., the final seconds ticked off the clock at Tulane Stadium as the biggest moment in Kansas City sports history came to a peak as the Chiefs were crowned World Champions by claiming a 23-7 victory in Super Bowl IV (1/11). A victory parade ensued upon the club's triumphant return to Kansas City the following day.

THREE-TIME AFL CHAMPIONS

With a 17-7 win over the Oakland Raiders in the '69 AFL Championship Game, Kansas City became the only team in AFL history to claim three league titles. The club also won AFL Championships in '62 and in '66. During the AFL's 10-year existence, the Chiefs compiled a league-best 87-48-5 (.639) regular season record under head coach Hank Stram.



Hunt and Stram

Replicating the success of '69 proved a difficult task for Stram and company. RB Mike Garrett, who was the club's all-time leading rusher at the time, was traded to San Diego and replaced in the lineup by RB Ed Podolak. Despite a 44-24 win at Baltimore (9/28) in just the second-ever telecast of ABC's Monday Night Football package, the Chiefs owned a 3-3-1 record at the season's midpoint. One of the season's pivotal junctures came in a 17-17 tie vs. Oakland (11/1). The Chiefs were ahead 17-14 when Dawson apparently sealed the win, running for a first down which would have allowed Kansas City to run out the clock. While on the ground, Dawson was speared by Raiders DE Ben Davidson in an infamous incident that cost the Chiefs a victory and further inflamed the already heated Chiefs-Raiders rivalry. WR Otis Taylor retaliated and a bench-clearing brawl ensued. Offsetting penalties were called, nullifying Dawson's first down. The Chiefs were forced to punt and Raiders K George Blanda eventually booted a game-tying FG with 0:08 remaining. That tie ultimately cost the Chiefs a tie with Oakland for the division crown as Kansas City finished the year with a 7-5-2 record, while the Raiders went 8-4-2.

1971 — The '71 Chiefs were regarded by many as the finest squad ever assembled by the franchise, including Lamar Hunt. "I always thought that was the peak of our best team, our '71 squad," Hunt recalled. The '71 Chiefs fielded perhaps the most complete squad in franchise history, featuring a team-record 11 Pro Bowl performers. Offensively, WR Otis Taylor led the league with 1,110 receiving yards. The longstanding linebacking trio of Willie Lanier, Bobby Bell and Jim Lynch was the league's best. The offensive line was headlined by G Ed Budde and T Jim Tyrer, while the defensive front featured a pair of Pro Bowlers in DTs Buck Buchanan and Curley Culp. Both K Jan Stenerud and P Jerrel Wilson represented the squad in the Pro Bowl, as well. The '71 squad became the first in team annals to register two Monday Night Football wins. After bolting to a 5-1-1 start, the club went 5-2 during the second half of the season to finish the year at 10-3-1. A 16-14 home victory vs. Oakland (12/12) gave the franchise its initial AFC West title.

The great promise of the '71 campaign ended dramatically in the longest game in NFL history, an AFC Divisional Playoff Game played on Christmas Day. It took 82:40, but a 37-yard FG from Dolphins K Garo Yepremian finally ended the game as Miami claimed a 27-24 double OT win in the final football contest played at Municipal Stadium. Podolak accounted for an incredible 350 combined net yards, a figure that remains an NFL postseason record. The baton of power in the AFC was officially passed to the Dolphins, who went on to appear in three consecutive Super Bowls. It would be the Chiefs last playoff appearance for 15 years, effectively signaling the conclusion of the franchise's original glory days.



1972 — The last original member of the '60 Dallas Texans departed on July 12th when S Johnny Robinson announced his retirement at training camp. Meanwhile, QB Len Dawson ended speculation about his retirement by signing a two-year contract. Hunt became the first AFL figure to be inducted into the Pro Football Hall of Fame on July 29th.

The Chiefs lost a 20-10 decision vs. Miami (9/17) on Opening Day at Arrowhead in front of a crowd of 79,829. Municipal Stadium hosted its final pro sporting event as the Royals defeated the Rangers by a 4-0 count (10/4). A standing-room-only crowd of 82,094 fans was in attendance for a 27-14 victory vs. Oakland (11/5), the largest "in-house" attendance total for an NFL contest in Arrowhead's history. After a 5-3 start, a three-game losing streak effectively eliminated the club from playoff contention. An 8-6 record was good enough for only a second-place finish in the AFC West behind Oakland. LB Willie Lanier became the first Chiefs player to receive the prestigious NFL Man of the Year Award.

1973 — The defense kept the club in virtually every game thanks to a nucleus that still included the bulk of the squad's Super Bowl IV starters. QB Mike Livingston started in a 23-13 Opening Day loss vs. Los Angeles (9/16), but Dawson returned to rally the club for three consecutive wins to get the club off to a 3-1 start for a third straight year. Inconsistency and injuries took their toll down the stretch, though. Dawson made his final start of the year in a 23-14 loss at Buffalo (10/29) and was replaced for the remainder of the year by Livingston, beginning a string of three straight seasons in which both players split time at the position. Livingston led the club to three straight wins, putting the team in first place in mid-November with a 6-3-1 record. A 1-2-1 ledger over the season's final month ended the club's postseason aspirations as the team finished the year in a second-place tie with Denver at 7-5-2. Dawson became the second Chiefs player in as many years to win the NFL Man of the Year Award.

ARROWHEAD OPENS

After two different construction strikes and a myriad of other delays, Arrowhead Stadium was officially dedicated on August 12, 1972 when the Chiefs registered a 24-14 victory vs. the St. Louis Cardinals. RB Ed Podolak scored the first TD in the facility. "It was supposed to be finished on July 1st and it wasn't even close," recalled Jack Steadman. In fact, seats weren't even installed yet in some areas of the stadium, including Hunt's private suite, where guests sat on folding chairs that inaugural year. Regular season ticket prices for the team's first season in Arrowhead were \$8 for box seats and \$7 for reserved seating. Mayor H. Roe Bartle is shown at right trying out the first seat installed in Arrowhead.



1974 — The AFC-NFC Pro Bowl was held at Arrowhead on January 20th with the AFC claiming a 15-13 win thanks to five FGs from Miami K Garo Yepremian. While the club's sparkling new facility was drawing rave reviews, the Chiefs roster was beginning to show its age. The result was the team's first losing season in 11 years as the club was unable to string together consecutive victories during the year, a first in Chiefs franchise history. Many of the club's key players were entering the twilight of their careers: Dawson was 39, T Jim Tyrer was 35, LB Bobby Bell, DT Buck Buchanan and G Ed Budde were 34, T Dave Hill was 33 and WR Otis Taylor was 32. One of the year's few bright spots in the 5-9 season was CB Emmitt Thomas, who led the league with a franchise-record 12 INTs. The final game of the '74 campaign marked the final time all six of Kansas City's Pro Football Hall of Fame players from the club's Super Bowl era took the field together with Stram. Including Lamar Hunt and five future Vikings Hall of Famers, an amazing total of 13 Hall of Fame inductees were involved in that '74 game. That 35-15 loss vs. Minnesota (12/14) provided an anti-climatic conclusion to Stram's illustrious coaching career in Kansas City and was also the final game in a Chiefs uniform for eight-time All-Pro LB Bobby Bell. Three days later, the only head coach in franchise history was relieved of his duties on December 27th after compiling a 124-76-10 regular season record with the club.


1975 — San Francisco 49ers defensive coordinator Paul Wiggin was named the second head coach in franchise history on January 23rd. A former Pro Bowl defensive end for the Cleveland Browns, Wiggin inherited the unenviable task of rebuilding a squad whose pool of talent had been largely depleted due to age and a number of ill-fated trades that had left the club devoid of first-round draft choices in '73 and '75. After an 0-3 start to the season, Wiggin directed the Chiefs to three straight wins, beginning with a convincing 42-10 victory vs. Oakland (10/12). The highlight of the season was a 34-31 upset win at Dallas (11/10) on Monday Night Football. But the club could not maintain that success. Owning a 5-5 record heading into the homestretch of the season, injuries to a number of key players crippled the team. The team dropped its final four contests of the year to finish at 5-9 for the second consecutive season. The regular season finale at Oakland (12/21) marked the final games in the Hall of Fame careers of Dawson and Buchanan.

1976 — Buck Buchanan officially hung up his spikes in February, while Dawson announced his retirement on May 1st. Off the field, Jack Steadman was promoted to President and Jim Schaaf was named General Manager in August. On the field, Kansas City's fortunes didn't improve in the second year of the Wiggin regime. The club dropped three straight home games before suffering a 50-17 setback at Buffalo (10/3), opening the season at 0-4 for the first time in team history. The team registered a 3-1 record during a successful midseason stretch but could not maintain that momentum. After lingering in Dawson's shadow for eight seasons, QB Mike Livingston was firmly entrenched as the team's starter, becoming the first signal-caller to start every regular season game since Dawson in '68. Even though he played well and rallied the squad for wins in two of the season's final three games, the Chiefs still ended the year with their third consecutive 5-9 record. RB Ed Podolak surpassed RB Abner Haynes as the all-time leading ground gainer in team history in the final game of the year vs. Cleveland (12/12). RB MacArthur Lane was another offensive threat, becoming the first player in franchise history to lead the league in receptions (66). One of the club's final ties to its glory days was severed when the dismantling of Municipal Stadium began on April 13th. A portion of the site was later developed into a community garden.

1977 — On the field, the Chiefs suffered their worst season to date, winning just twice and undergoing a midseason coaching change. An 0-5 start doomed the squad with a 44-7 loss at Cleveland (10/30) effectively sealing Wiggin's fate. Despite the club's record Wiggin was still a popular figure in Kansas City, but was nonetheless relieved of his duties on Halloween, marking the first in-season coaching switch in team history. Wiggin concluded his tenure with an 11-24 record. Defensive backs coach Tom Bettis was named interim coach and claimed a 20-10 victory vs. Green Bay (11/6) in the club's initial contest under his direction, but it was the only victory of his brief head coaching tenure. The team endured a six-game losing streak to conclude the season at 2-12. Bettis and the remainder of the coaching staff assembled by Wiggin were released on December 19th, one day after a 21-20 loss at Oakland (12/18) in the regular season finale. Marv Levy, the former head coach of the CFL's Montreal Alouettes, was named the fourth head coach in franchise history on December 20th. The heart and soul of the Chiefs once-vaunted defense departed when teammates Lanier and Lynch, who both joined the club together as second-round draft picks in '67, retired following the '77 campaign. Baltimore later acquired Lanier's rights in a trade, but failed to lure him out of retirement.

THE LEVY ERA

1978 — Levy's systematic restocking of a relatively barren defensive roster began with a '78 draft class that included a pair of future Chiefs Hall of Fame enshrinees in DE Art Still (Kentucky) and LB Gary Spani (Kansas State). Another tie to the club's Super Bowl IV team was cut when RB Ed Podolak, who was the club's all-time leading rusher at the time, retired on June 15th. Perhaps Levy's most unconventional tactic in rebuilding the Chiefs was installing the Wing-T offense. "It was a situation where we took over a team that had the worst defensive record in the history of the National Football League," Levy later explained. "We wanted to keep that defense off the field, so we ran the ball 60 times a game." The '78 Chiefs ran and ran often, posting franchise records with 663 rushing attempts and 2,986 ground yards. Levy's squad ran the ball a staggering 69 times in a 24-23 Opening Day win at Cincinnati (9/3), the most rushing attempts in an NFL contest since '48. Five different players had 100-yard rushing games during the year, including RB Tony Reed who finished the season with 1,053 yards to become the team's first 1,000-yard back since '67. Despite the squad's Opening Day success, the club lost 10 of its next 11 games, including a pair of OT decisions. However, the team showed signs of improvement with the defense recording a 23-0 shutout vs. San Diego (11/26) as the club concluded its first 16-game schedule with a 4-12 mark.



"GIVE A CHEER FOR KANSAS CITY"

by Marv Levy

*Give a cheer for Kansas City,
Loud and clear for the Red and Gold,
As the Chiefs march on to victory
Like our mighty teams of old.*

(Refrain)

*Rah, Rah, Rah, for Kansas City
Rah, Rah, Rah for Red and Gold
As the Chiefs march on to victory
Like our mighty teams of old*

*Beat the drum, here they come
Warriors, brave and strong.
In the stands, loyal fans
Cheer our team along*

1979 — Kansas City owned a pair of picks in the first round of the draft, selecting DE Mike Bell (Colorado State) and QB Steve Fuller (Clemson). By the season's third game, Fuller had supplanted QB Mike Livingston as the club's starter. With Fuller at the helm, the Chiefs owned a 4-2 record after six games, but a five-game midseason losing stretch sullied that effort. Despite finishing fifth in the AFC West for a second straight season, Kansas City's 7-9 record was a notable accomplishment considering the fact that the division's other four clubs all posted winning records for a second consecutive season. The Chiefs lost a 3-0 decision at Tampa Bay (12/16) in one of the most water-logged contests in franchise annals. As both clubs struggled to move the ball under monsoon-like conditions, a late fourth-quarter FG by the Buccaneers averted the NFL's first scoreless tie since '43.

1980 — An infusion of new talent continued at Arrowhead. G Brad Budde (USC), the son of Chiefs Hall of Fame G Ed Budde, was selected as the club's first-round draft choice, making the Buddes the first father-son combination to become first-round draftees of the same team in NFL history. In a then-controversial move on August 26th, the Chiefs released K Jan Stenerud, who at the time was the club's all-time leading scorer. He was replaced by journeyman K Nick Lowery, who had been cut 11 times by eight different teams himself. He finished his career with the club in '93 as the franchise's all-time leading scorer with 1,466 points. After enduring an 0-4 start, the club rebounded to post a four-game victory streak. After Fuller was sidelined with a knee injury late in the season, former Miami 12th-round draft choice QB Bill Kenney entered the lineup. He was so anonymous that when he appeared in that contest, the name on the back of his jersey was inadvertently misspelled "Kenny." Kenney went on to lead the club to a 31-14 victory vs. Denver (12/7) in his initial NFL start. The defense continued to evolve as DE Art Still and S Gary Barbaro became the first Chiefs defensive players to be elected to the Pro

Bowl in five seasons. The Chiefs finished the year at 8-8, the club's highest victory tally since '72. <

1981 — Kenney supplanted Fuller as the club's starting quarterback and directed the Chiefs to a 6-2 start, including a 37-33 win over the defending Super Bowl champion Steelers at Pittsburgh (9/6) on Opening Day. Second-round draft choice RB Joe Delaney (NW Louisiana) electrified the club's offense by rushing for 1,121 yards, a team single-season record at the time. He was named the AFC's Rookie of the Year and became the first running back to represent the franchise in the Pro Bowl. Delaney registered a 193-yard performance in a 23-10 win vs. Houston (11/15), the best single-game total ever amassed by a Kansas City rookie. "I've played against the best — O.J. Simpson, Gale Sayers, Walter Payton and (Delaney) ranks right up there with them," remarked Oilers Hall of Fame DE Elvin Bethea. "He is great with a capital 'G.'" Owning an 8-4 record with four games remaining, the Chiefs were poised to make the playoffs for the first time in 10 years before hitting a three-game losing skid. Kenney missed the club's final three contests due


to injury. Fuller guided the club to a 10-6 win at Minnesota (12/20) in the final contest played at Metropolitan Stadium as Vikings fans began dismembering the stadium in the second half, taking seats, pieces of the scoreboard and even chunks of sod as souvenirs. The victory assured the Chiefs of a 9-7 record, the club's first winning mark since '73 as Levy increased the club's victory total for a third consecutive year. Inspired by Washington's "Hail to the Redskins," Levy penned a fight song for the Chiefs, but much like the Wing-T offense, the concept never really caught on.

1982 — RB Joe Delaney underwent surgery in May to repair a detached retina in his eye, a radical procedure at the time. Optimism abounded at Arrowhead thanks to the club's promising 9-7 record from '81, but swelling labor unrest spelled doom for both the Chiefs and Levy in '82. The Chiefs split their first two games of the year before a 57-day strike by the NFL Players Association began at midnight on September 20th. The strike concluded on November 17th after six games were cancelled and one was rescheduled, but the Chiefs would never recover, dropping four straight games after their return to the field. C Jack Rudnay, who had been one of the franchise's most durable and decorated offensive performers over the past decade, announced on December 20th that the '82 campaign would be his last. Despite wins in two of the season's final three games, the Levy era concluded as the club finished the strike-shortened campaign at 3-6.

TRAGEDY, TRIUMPHS AND TRANSITIONS

1983 — Marv Levy was released as the club's head coach on January 4th. Dallas Cowboys QBs coach John Mackovic was named the fifth head coach in Kansas City history on February 2nd. The 39-year-old Mackovic became the youngest individual ever to hold that post for the club. The Chiefs held the seventh overall pick in the quarterback-laden '83 NFL Draft and selected QB Todd Blackledge (Penn State). The five other signal-callers selected in the first round that year included John Elway (1st - Baltimore), Jim Kelly (Buffalo - 14th), Tony Eason (New England - 15th), Ken O'Brien (N.Y. Jets - 24th) and Dan Marino (Miami - 27th). LB Bobby Bell became the first Chiefs player to be inducted into the Pro Football Hall of Fame on July 30th, providing some solace to the franchise which was still mourning the death of RB Joe Delaney.

With Kenney and Blackledge both on the roster, QB Steve Fuller was traded to the L.A. Rams on August 19th. Kenney earned a Pro Bowl berth after racking up a franchise-record 4,348 passing yards, while WR Carlos Carson hauled in 80 passes for 1,351 yards. Despite the team's high-flying aerial game, Mackovic had trouble finding a suitable replacement for Delaney on the ground. The highest scoring contest in franchise history took place as the Chiefs and Seahawks combined for 99 points in a wild, 51-48 OT loss at Seattle (11/27). A meager crowd of 11,377 attended the club's season-ending 48-17 win vs. Denver (12/18), the smallest attendance ever for a Chiefs game at Arrowhead as the club finished at 6-10.




JOE DELANEY (1958-1983)

Tragedy struck the club on June 29, 1983 when Delaney drowned trying to save the lives of three youngsters in Monroe, Louisiana. An overflow crowd that included the Hunt family, prominent members of the Chiefs administration and head coach John Mackovic

attended a memorial service held in Delaney's high school gymnasium in Houghton, Louisiana on July 4th. Delaney was posthumously awarded the Presidential Citizen's Medal by Ronald Reagan on July 13th.

1984 — Wayne Rudy, the only head trainer the team had ever known, retired and passed the reins to his assistant Dave Kendall in February. Pro Bowl S Gary Barbaro became the most notable Chiefs player to defect to the rival USFL, signing with the New Jersey Generals on February 2nd after sitting out the entire '83 campaign in a contract dispute. All-America NT Bill Maas (Pitt) and T John Alt (Iowa) were both tabbed in the first round of the draft. Maas was named NFL Defensive Rookie of the Year, while Alt eventually became the cornerstone of the club's offensive line later in the decade. Kansas City's defense registered a team-record 11.0 sacks in a 10-6 win vs. Cleveland (9/30), coming 1.0 sack shy of the NFL single-game record. Kenney suffered a broken thumb during the preseason and was sidelined until the season's seventh week. Blackledge opened the first six contests of the season and had the club at 3-3. Kenney returned to the starting lineup at the N.Y. Jets (10/21), but the club dropped four of its first five contests after his return. However, the team rattled off three consecutive wins to conclude the year at 8-8.



THE INTERCEPTORS

S Gary Barbaro's departure and the trade of Pro Bowl CB Gary Green in '84 began a youth movement that produced the most vaunted secondary in team history. CB Kevin Ross (#31), S Deron Cherry (#20), CB Albert Lewis (#29) and S Lloyd Burruss (#34) accounted for a combined 13 Pro Bowl appearances with the Chiefs.

1985 — The Chiefs got off to a flying start with a 47-27 win at New Orleans (9/8), while Cherry tied an NFL record by registering four interceptions in a 28-7 win vs. Seattle (9/29) as the club boasted a 3-1 record four games into the season. The club was then confronted with a seven-game losing streak that was not snapped until Blackledge was installed as the starter vs. Indianapolis (11/24). The team rebounded to win three of its final five contests of the season with Blackledge under center, further inflaming a quarterback controversy that continued into the '86 campaign. One of the few remaining bright spots in a disappointing 6-10 season came in the regular season finale vs. San Diego (12/22) when WR Stephone Paige set an NFL record with 309 receiving yards in a 38-34 win, breaking the previous mark of 303 yards set by Jim Benton (Cleveland) in '45. Paige's mark was

subsequently surpassed by a 336-yard effort by WR Willie Anderson (L.A. Rams) in '89.

1986 — LB Willie Lanier was enshrined in the Pro Football Hall of Fame on August 2nd. On the field, the pieces started coming together for Mackovic. His offense displayed plenty of scoring punch, while the club's defense and special teams became increasingly effective. With the team sitting at 3-3, Kenney replaced Blackledge for the second half vs. San Diego (10/19), guiding the club to a 42-41 victory. That win was the first of four consecutive triumphs with Kenney at the helm, the club's longest winning streak since '80. Poised with a 7-3 record after 10 games, three straight losses in November put the Chiefs playoff chances in jeopardy. Two December wins gave Kansas City a 9-6 mark, putting the Chiefs tantalizingly close to their first postseason berth in 15 years.

The defining moment of the '86 campaign came in the regular season finale at Pittsburgh (12/21). Despite being outgained in total yardage by a 515-to-171-yard margin, the Chiefs were able to notch a 24-19 victory as all of the team's points came via special teams on a blocked punt return, a FG, a kickoff return and a blocked FG return. With a 10-6 record the Chiefs earned an AFC Wild Card berth, winning a tiebreaker with Seattle. Kenney was injured in the fourth quarter of the Steelers contest, meaning Blackledge would draw the starting assignment for the club's first playoff contest since '71, a 35-15 loss at the N.Y. Jets (12/28). Little did anyone know at the time that it would be the final contest of the Mackovic era.

1987 — One of the most tumultuous weeks in franchise history took place following the club's playoff loss vs. the Jets. Assistant head coach and special teams coach Frank Gansz, who had been an integral figure in the club's remarkable '86 campaign, resigned his position on January 7th in order to pursue opportunities as an NFL offensive coordinator. It was announced in an impromptu press conference that Mackovic was relieved of his duties on January 8th. A popular figure among Chiefs players, Gansz was reinstated on January 10th and was named the sixth head coach in franchise history.

QB Len Dawson became the third Chiefs player inducted into the Pro Football Hall of Fame on August 8th, while injuries forced the retirement of the club's all-time leading tackler LB Gary Spani. A duo of rookies made a splash in a 20-13 win on Opening Day vs. San Diego (9/13) as RB Paul Palmer returned a kickoff for a TD and RB Christian Okoye dashed for 105 yards. A 24-day NFLPA strike began on September 22nd. The club's contest vs. Minnesota (9/27) was cancelled before replacement games were conducted the next three weeks. Much like Marv Levy five years earlier, Gansz's grip on the club's coaching reins was crippled by the labor unrest.

The Kansas City replacement squad was constructed primarily of players cut in training camp. One of the few bright spots was RB Jitter Fields, who remained on the active roster following the strike. The Chiefs strike squad received an ominous welcome in Los Angeles when in the early morning hours prior to a contest vs. the Raiders (10/4), an earthquake rattled Southern California. The visibly shaken Chiefs lost a 35-17 decision later that day. The low point of the year came the following week at Miami (10/11) in the first regular season game played at what then was known as Joe Robbie Stadium. Chiefs QB Matt Stevens was injured early in the contest, forcing into duty QB Alex Espinoza, a player who had never taken an NFL snap. The result was a 42-0 Dolphins victory, setting the stage for an 0-3 performance by Kansas City's replacement unit, giving the Chiefs a 1-4 record before the club's regular roster returned at San Diego (10/25). Five straight losses followed, giving the Chiefs a team-record nine-game losing skid. For the only time in team history, five different players started games at quarterback for the club. Behind Kenney, Kansas City won two of its last three games to conclude the strike-shortened 4-11 campaign.

1988 — The spring was marked by several notable trades as the club jockeyed to improve on its 4-11 finish in '87. Blackledge was traded to Pittsburgh on March 29th and 12-year veteran QB Steve DeBerg was acquired from Tampa Bay on March 31st. The Chiefs moved up one spot in the first round of the draft to select DE Neil Smith (Nebraska) with the third overall pick. Kenney opened the team's initial two games, but was replaced by DeBerg at halftime at Seattle (9/11). In his initial start as a member of the Chiefs, DeBerg guided the team to a 20-13 win vs. Denver (9/18). However, six losses and a tie ensued as Kenney and DeBerg jostled for the QB job. As the season drew to a close, it became apparent the winds of change were blowing across the organization. President Jack Steadman resigned on December 8th, while General Manager Jim Schaaf was relieved of his duties the same day. Steadman was later named Chairman of the Board. On the field, the Chiefs finished the year at 4-11-1 as questions swirled regarding Gansz's future and who would fill the club's leadership void. Those winds of change became a full-fledged gale one day after the season's conclusion when former Philadelphia Eagles and USFL executive Carl Peterson was named the club's President/General Manager and Chief Operating Officer on December 19th.

A RETURN TO PROMINENCE: CARL PETERSON AND MARTYBALL

1989 — After compiling an 8-22-1 record in two seasons, Gansz was relieved of his duties as head coach on January 5th. Peterson's selection as Gansz's successor was former Cleveland Head Coach Marty Schottenheimer, who was named the seventh head coach in Chiefs history on January 24th. The first draft choice of the Peterson era set the tone for the next decade as the club selected Hall of Fame LB Derrick Thomas (Alabama) with the fourth overall selection. Thomas paired with Smith to form one of the most feared pass-rushing duos in NFL history, compiling a combined 212.5 sacks during their illustrious Chiefs careers. The Peterson-Schottenheimer era got off to an inauspicious start in a 34-20 loss at Denver (9/10) as DeBerg's first pass attempt was intercepted and returned for a TD. The club won just four times in its next 10 games as former Eagles QB Ron Jaworski and QB Steve Pelluer, who was acquired in a trade from Dallas, each opened three games apiece during that span. DeBerg regained the starting job for the final five weeks of the season, generating four wins that put the Chiefs just out of postseason qualification at 8-7-1. A 34-0 shutout win vs. Houston (11/26) highlighted the club's stretch run. RB Christian Okoye became the first Chiefs player to lead the NFL in rushing with 1,480 yards, while Thomas won consensus NFL Rookie of the Year honors.

1990 — The foundation for the club's formidable offensive line of the '90s gathered two key ingredients when C Tim Grunhard (Notre Dame) and G Dave Szott (Penn State) were acquired in the draft. Construction began on the club's

indoor practice facility at the Truman Sports Complex, giving the Chiefs an 80-yard indoor field and weight room facilities upon its completion. DT Buck Buchanan was inducted into the Pro Football Hall of Fame on August 4th. The Chiefs made their initial overseas appearance, losing a 19-3 American Bowl decision vs. the L.A. Rams at Olympic Stadium in Berlin, Germany (8/11). Schottenheimer's club got out of the starting gate quickly, winning three of its first four games. The club then struggled, splitting its next six contests.

Free agent RB Barry Word produced a 200-yard rushing outburst in a 43-24 victory vs. Detroit (10/14), becoming the first player in team history to top the 200-yard plateau. Kansas City led the NFL with a franchise-record 60.0 sacks, including a team-record 20.0 by LB Derrick Thomas. Thomas established an NFL single-game record with 7.0 sacks in an inspiring Veterans Day performance vs. Seattle (11/11), a game the Seahawks miraculously won, 17-16, on a last-second, 25-yard TD pass to WR Paul Skansi by future Chiefs QB Dave Krieg. That loss brought on the furious stretch run which saw the club record victories in six of its last seven outings. Behind DeBerg's offensive leadership (23 TD passes with just four INTs) Kansas City finished the year with a franchise-best +26 turnover differential. The Chiefs clinched their first postseason berth since '86 with a 24-21 win at San Diego (12/23) and finished the year at 11-5, marking the franchise's best finish since '69.

1991 — The Chiefs suffered a heart-breaking, 17-16 loss at Miami (1/5) in an AFC Wild Card Game as K Nick Lowery's potential game-winning 52-yard FG fell short with 0:56 remaining. On July 27th, K Jan Stenerud became the first pure placekicker to be inducted into the Pro Football Hall of Fame. The Chiefs became members of Wisconsin's "Cheese League," moving their training camp to the University of Wisconsin - River Falls after spending the previous 28 summers at William Jewell College in Liberty, Mo. The club's 14-3 win vs. Atlanta (9/1) on Opening Day initiated the 141-game sellout streak at Arrowhead that carried into the 2008 campaign. The Chiefs were featured on Monday Night Football three times, including a 33-6 victory over the defending AFC Champion Buffalo Bills before a raucous crowd of 76,120 fans at Arrowhead (10/7), marking the club's first home MNF contest in eight years. The club finished the regular season at 10-6, marking the first time since '68-69 that the franchise had qualified for the playoffs in consecutive seasons. A 27-21 victory at the L.A. Raiders (12/22) in the regular season finale gave the Chiefs the right to host the Silver and Black just six days later in the inaugural postseason game in Arrowhead's history. Thanks to six takeaways, the Chiefs registered their first postseason victory since Super Bowl IV with a 10-6 win in an AFC Wild Card Game vs. the L.A. Raiders (12/28).

1992 — The Chiefs lost a 37-14 decision at Buffalo (1/5) in an AFC Divisional Playoff matchup as the Bills dynamic offense proved to be too much for the Chiefs. A longtime nemesis with Seattle, "Plan B" free agent QB Dave Krieg was signed as the club's starter on March 19th. A melancholy offseason awaited the Chiefs, who mourned the passing of Player Personnel Director Whitey Dovell on May 11th and Hall of Fame DT Buck Buchanan on July 16th. Both Dovell and Buchanan lost courageous battles with cancer. Six-time Pro Bowl S Deron Cherry who originally joined the club as a free agent punter, announced his retirement in July after registering 50 interceptions in 11 seasons with the franchise. The Chiefs retired the jerseys of Buchanan (86), LB Willie Lanier (63) and K Jan Stenerud (3) in a ceremony prior to a preseason contest vs. Buffalo (8/24).

First-round draft pick CB Dale Carter (Tennessee) won the Bert Bell Trophy as the NFL's Rookie of the Year. The very first time Carter touched the ball in an NFL contest, he registered a 46-yard punt return TD in a 24-10 win at San Diego (9/6). RB Christian Okoye surpassed RB Ed Podolak as the all-time leading rusher in team history vs. Seattle (9/13). Injuries eventually made the '92 campaign Okoye's last with the Chiefs after he compiled 4,897 rushing yards with the franchise. The club got off to a 3-1 start, but was faced with a 4-4 record at the season's midpoint. Despite four consecutive victories, the club's postseason hopes still came down to the season's final contest. Owning a 9-6 record and needing one more victory to secure a playoff berth, the Chiefs defense tallied three TDs, while Krieg tossed a pair of scoring passes as Kansas City claimed a 42-20 win vs. Denver (12/27) to finish the season with a 10-6 record.

1993 — The Chiefs made a quick exit from the playoffs as Krieg was sacked 7.0 times in a 17-0 AFC Wild Card loss at San Diego (1/2). The Chiefs spent the off-season installing the "West Coast" offense under the direction of new offensive coordinator Paul Hackett, who at one time served as QBs coach to Joe Montana in San Francisco. On April 20th, the Chiefs traded for Montana, who directed the 49ers to four Super Bowl victories. G Will Shields (Nebraska) was selected with the club's third-round draft choice, rounding out the "law firm" of Grunhard, Szott and Shields which anchored the interior of Chiefs offensive line for most of the decade. On June 9th the club signed another future Canton enshrinee, inking unrestricted free agent RB Marcus Allen, who had spent 11 seasons tormenting the Chiefs as a member of the Raiders. Montana and Allen made their debuts in a 27-3 win at Tampa Bay (9/5), marking Montana's first Opening Day appearance since '90. Shields initiated a franchise-record streak of 223 consecutive starts the following week at Houston (9/12). Thanks to a pair of Monday Night Football wins at Arrowhead, the club owned a 6-2 midseason mark. Before taking the field in a Sunday night contest at Minnesota (12/26), the team learned it had clinched its first AFC West title since '71 thanks to a Raiders loss earlier in the day. The team finished the season with an 11-5 regular season record, marking the club's fourth consecutive year with a double-digit victory tally. LB Derrick Thomas was named the NFL's Man of the Year following the season. Thomas, who founded "The Third and Long Foundation," received the honor in large part due to his efforts in promoting children's literacy.

1994 — Kansas City got its first true taste of "Montana Magic" as the Hall of Fame passer engineered a brilliant comeback in a 27-24 OT win in an AFC Wild Card thriller vs. Pittsburgh (1/8). Next up was a red-hot Oilers squad that had won 11 straight games to conclude the regular season. Heavily-favored Houston opened up a 13-7 lead in the fourth quarter, but once again, Montana had a comeback in mind, guiding the club to a 28-20 victory at Houston (1/16). The Chiefs playoff journey ended in their initial AFC Championship Game appearance at Buffalo (1/23). Montana was knocked out of the contest early in the second half as Buffalo claimed its fourth straight AFC title by a score of 30-13.

While the previous off-season saw the Chiefs stockpile several key free agents, a number of familiar faces departed following the '93 season, most notably CBs Albert Lewis (Raiders) and Kevin Ross (Falcons), as well as K Nick Lowery (Jets). QB Steve Bono was acquired in a trade with San Francisco on May 2nd to serve as Montana's backup. The most

dramatic change in Arrowhead's appearance occurred as a grass playing field was also installed, replacing the previous AstroTurf surface. The club made its second American Bowl appearance, meeting Minnesota in Tokyo, Japan (8/7).

The Chiefs home opener was one of the most-ballyhooed regular season contests in team history as Montana made his only career appearance vs. San Francisco (9/11). The Chiefs prevailed over the 49ers and Montana's replacement, QB Steve Young, by a 24-17 count before a crowd of 79,907, the second-largest "in-house" attendance in Arrowhead history. After starting the season 3-0, the Chiefs dropped back-to-back games before snapping an 11-game losing streak at Denver's Mile High Stadium (10/17) in a memorable Monday night contest. Montana orchestrated a masterful comeback, connecting with WR Willie Davis for a five-yard TD with 0:08 remaining to give the Chiefs a 31-28 triumph. A late-season, three-game losing skid put the club's playoff hopes in jeopardy. The Chiefs found themselves at 8-7 faced with a do-or-die regular season finale vs. the L.A. Raiders (12/24) in the final NFL contest ever played at the L.A. Coliseum. Allen had his finest game in a Chiefs uniform, rushing 33 times for 132 yards en route to a 19-9 win. At 9-7, Kansas City qualified for the playoffs for a fifth straight season. However, the Chiefs made a rapid departure from the playoffs in Montana's final professional contest at Miami (12/31). Montana and Dolphins QB Dan Marino conducted a masterful first-half duel that ended deadlocked at 17-17, but Miami eventually prevailed by a 27-17 count.

1995 — Montana announced his retirement from football after 16 years in the NFL on April 18th and Bono was promoted to the starting job. Immediately, so-called media experts predicted much gloom and doom for the '95 Chiefs, leading Schottenheimer to quip during training camp that his club had been picked "sixth in a five-team division." Led by Bono, who merited a Pro Bowl berth, Kansas City posted an NFL-best 13-3 record with unblemished 8-0 marks in the AFC West and at Arrowhead. The Chiefs led the NFL in rushing offense (138.9 ypg), scoring defense (15.1 ppg) and turnover ratio (+12). A 24-3 win at Arizona (10/1) featured a surreal 76-yard TD run on a bootleg by Bono as the Chiefs initiated a seven-game winning streak, the franchise's longest since '69. In a Monday Night Football classic vs. San Diego (10/9), WR Tamarick Vanover returned a punt for an 86-yard TD to provide the winning points in a 29-23 victory, the team's third straight home win in overtime. The club's defense began to flex its muscle, beginning with a 21-7 win at Denver (10/22). The contest, played in a Rocky Mountain snowstorm, featured the 100th rushing TD of Marcus Allen's career. The Chiefs won a home game for the third time on a last-second return score that concluded in Arrowhead's west end zone when CB Mark Collins scooped up a fumble for a 20-13 win vs. Houston (11/19). Kansas City clinched a division title with a 29-23 victory at Oakland (12/3) en route to a 13-3 regular season record and a team-record sixth consecutive postseason berth. The Chiefs were represented by seven players in the Pro Bowl, more than any other AFC team.



HALLELUJAH CORNER

The term "Hallelujah Corner" was coined in '95 after Kansas City won three separate contests via return scores culminating in Arrowhead's west end zone. The first of those hallowed victories was a 23-17 OT decision vs. Oakland (9/17) that culminated when CB James Hasty returned an interception for a 64-yard TD, prompting head coach Marty Schottenheimer to plant a celebratory postgame kiss on the cornerback.

Chiefs History 1996 to present



1996 — The Chiefs dropped an AFC Divisional Playoff Game vs. Indianapolis (1/7) on a blustery afternoon with the temperature at 11 degrees and a wind chill of -9. Three INTs and a trio of missed FGs contributed to the 10-7 loss at Arrowhead. The Chiefs entered the '96 campaign with essentially the same lineup as the club boasted in '95 and were featured on the cover of Sports Illustrated along with Green Bay as preseason Super Bowl favorites. Kansas City made its third American Bowl appearance, this time vs. Dallas in Monterrey, Mexico (8/5). The club started the season with a 4-0 record for the first time in team history, but the season's lofty expectations came crashing down as the squad lost three of its next four games. A three-game winning streak, including a victory over the eventual Super Bowl champion Green Bay Packers, put the club back in postseason contention at 8-3.

That rosy picture quickly crumbled in a 28-14 loss vs. San Diego (11/24) as Bono was relieved in the second half by QB Rich Gannon. Gannon assumed the starting reins for a 28-24 win in a Thanksgiving Day game at Detroit (11/28) as Allen registered his 111th career rushing TD to surpass Walter Payton as the NFL's all-time leader in that department at that time. Needing just one more win to qualify for the playoffs, the Chiefs dropped their next two games as an injury-hampered Gannon was sidelined for good in the second quarter of a 24-19 loss vs. Indianapolis (12/15). Faced with a must-win situation in a frigid regular season finale at Buffalo (12/22), the club's postseason hopes hinged on Bono. Despite a 20-9 loss to the Bills, the Chiefs still had a shot to slip into the playoffs if Atlanta could secure a win at Jacksonville. However, Atlanta K Morten Andersen's 30-yard FG attempt went wide left with 0:04 remaining, preserving a 19-17 win and the AFC's final Wild Card spot for the Jaguars, who won a tiebreaker with Kansas City. The Chiefs finished with a 9-7 record, missing the postseason for the first time since '89.

1997 — Kansas City dramatically retooled its roster in '97, beginning with free agent QB Elvis Grbac, who signed with the club on March 17th. In addition to Grbac, the Chiefs lineup featured 11 new starters, including WR Andre Rison, who won team MVP honors after becoming the club's first Pro Bowl receiver in a decade. On defense, the club's top four picks from the '96 Draft, S Jerome Woods, S Reggie Tongue, DE John Browning and LB Donnie Edwards, all emerged as starters. T John Alt announced his retirement at training camp in River Falls, Wis., on July 21st. All the new faces quickly formed a cohesive unit as the Chiefs posted a 13-3 record, an 8-0 Arrowhead mark and their second AFC West title in three years. The club engineered several dramatic finishes, the first of which came in a Monday Night Football thriller at Oakland (9/8) when Grbac connected with Rison on an improbable 32-yard TD pass with just 0:03 remaining to cap a 28-27 win. Six days later, Kansas City's defense produced a remarkable goal-line stand to preserve

a 22-16 victory at Arrowhead vs. Buffalo (9/14).

After posting a 6-2 record during the season's first half, Kansas City's good fortune appeared to run out vs. Pittsburgh (11/3) when Grbac suffered a broken clavicle. However, Gannon led the team to a 5-1 mark in their next six outings.

K Pete Stoyanovich provided one of the year's most memorable moments, connecting on a line-drive 54-yard FG as time expired to give Kansas City a 24-22 win vs. Denver (11/16). San Francisco entered Arrowhead boasting an 11-game winning streak and departed after suffering a 44-9 defeat (11/30), while the Chiefs vaunted defensive unit pitched a 30-0 shutout vs. Oakland (12/7). The Chiefs led the NFL in scoring defense, allowing a mere 14.5 points per game. The 232 total points permitted by the Chiefs in '97 were the lowest tally ever allowed in a 16-game season in team history. Kansas City also broke a 63-year-old mark owned by the '34 Detroit Lions by not permitting a second-half TD in 10 consecutive games. Grbac returned for the regular season finale vs. New Orleans (12/21) as the squad finished the year with six consecutive victories, a first in team history.

1998 — The two teams with the AFC's top records squared off when Denver (12-4) visited Kansas City (13-3) for an AFC Divisional Playoff Game (1/4). Grbac started the contest for Kansas City and despite holding an edge in total yardage, the Chiefs could not convert on several key scoring opportunities, dropping a 14-10 decision to their division foe. On April 9th, RB Marcus Allen announced his retirement, concluding a brilliant 16-year NFL career. A whirlwind preseason saw the Chiefs play another American Bowl contest, this time vs. Green Bay in Tokyo, Japan (8/1), as well as a preseason game vs. Tampa Bay in Norman, Okla. (8/8).


A '98 campaign which began with much promise had its high hopes dashed as the Chiefs suffered several major injuries beginning in a season-opening victory vs. Oakland (9/6) that featured 6.0 sacks from LB Derrick Thomas. Grbac was lost for four games due to a shoulder injury, while All-Pro G Dave Szott's year came to an end with a biceps tear. In total, 11 different starters missed a total of 45 games due to injuries. Gannon led the team to a 4-1 start that included a water-logged, 17-6 Sunday night win vs. Seattle (10/4), a contest that was delayed for 54 minutes due to torrential rains. However, the club would never recover from an ensuing six-game losing streak, the longest of Schottenheimer's tenure. The low point of that stretch came in a penalty-marred 30-7 loss vs. Denver (11/16) on Monday Night Football. The club was hampered by crucial penalties throughout the season, setting dubious NFL records for penalties (158) and penalty yardage (1,304). Despite registering wins in three of the season's final five games, the club finished the year at 7-9, snapping a string of nine consecutive winning seasons.

GUN'S RUN & A FALLEN HERO

1999 — On January 11th, Head Coach Marty Schottenheimer announced his retirement after 10 seasons. His 101-58-1 (.634) record gave him the best winning percentage of any coach in franchise history. During his tenure, the Chiefs captured three AFC West titles and qualified for the playoffs seven times. Schottenheimer also produced a remarkable 18-3 (.857) record against the Raiders. Gunther Cunningham was appointed the eighth head coach in franchise history on January 22nd. During his four seasons ('95-98) as the Chiefs defensive coordinator, Kansas City's defense allowed a league-low 16.4 points per game. Cunningham produced a 9-7 record, the best mark of any rookie head coach in franchise history and the best mark of any first-year head coach in '99. The club became the sixth team in NFL history to record 100 regular season wins in a decade with a 16-10 triumph at Denver (12/5). Only Buffalo (103-57) finished the decade with a better record than Kansas City's 102-58 mark. Under Cunningham, Kansas City led the NFL with a +21 turnover ratio and won the NFL's turnover triple crown in the '90s with a remarkable +128 turnover ratio, a league-high 365 takeaways and an NFL-low 237 giveaways. The Chiefs also recorded 11 return TDs on the season, including a franchise-best nine on defense. The Chiefs ran the ball more times (521) than any other team in the league and ranked fourth in the NFL in rushing (130.1 ypg). After a three-game midseason losing streak put the club at 5-5 and on the brink of playoff elimination, the team rallied for a four-game winning string, setting up a make-or-break game in the regular season finale vs. Oakland.

2000 — The Chiefs needed a win vs. Oakland at Arrowhead (1/2) in the regular season finale to seal the AFC West title, while a loss would mean postseason elimination. Kansas City leapt out to a 17-0 lead, but a blocked punt turned the momentum in the game which was eventually won by Oakland 41-38 in OT. That loss provided an ominous start to a year which turned tragic on January 23rd when nine-time Pro Bowl LB Derrick Thomas was seriously injured in an auto accident.

Despite an 0-2 start, Kansas City bounced back to win its next three contests. Despite trailing 22-14 midway through the fourth quarter, Cunningham's squad rallied for a 23-22 victory at Denver (9/24), giving the Chiefs a win in their final visit to Mile High Stadium. The Chiefs faced Seattle (10/2) in a Monday Night Football contest which was simulcast to 4,391 fans in Kauffman Stadium. The 82,893 fans assembled at Arrowhead and Kauffman Stadiums marked the largest on-site attendance figure in team history.



DERRICK VINCENT THOMAS
(1967-2000)

On January 23, 2000 nine-time Pro Bowl LB Derrick Thomas was seriously injured in a one-vehicle accident just east of the Kansas City International Airport on I-435. Ten other individuals were killed in a separate, 24-vehicle accident that same day just north of KCI on I-29. Thomas was moved to Jackson Memorial Hospital in his hometown of Miami the following day. Although confined to a wheelchair, Thomas had made substantial progress and was in good spirits when he was visited by Chiefs President Carl Peterson in Miami on February 7th. The next day, Thomas' condition took a shocking turn and at 10:10 AM (ET) on February 8th, he was pronounced dead after suffering cardiac arrest. February 11th was declared "Derrick Thomas Red Friday" in Kansas City and on February 14th nearly 23,000 mourners paid their final respects to their fallen hero at Arrowhead Stadium, where Thomas' body lay in state and a B-2 Stealth bomber from Whiteman Air Force Base flew over at 12:01 PM. On February 15th at Kemper Arena, over 6,000 individuals attended a public memorial service for Thomas. On February 19th, Derrick Vincent Thomas was buried in Miami following a memorial service at the Mt. Calvary Church. On March 4th, Peterson announced at the annual 101 Banquet that at the suggestion of Clark Hunt, the Chiefs Most Valuable Player Award would hence be known as the Derrick Thomas Award. Thomas was honored prior to the club's 2000 season opener vs. Indianapolis (9/3). A member of the Pro Football Hall of Fame's Class of 2009, Thomas also had his #58 officially retired by the Chiefs in 2009.

The 24-17 win against the Seahawks marked Kansas City's third victory in a row. The club's early-season success was also highlighted by a 54-34 win over the defending Super Bowl champion St. Louis (10/22), a contest which featured the most points ever scored at Arrowhead. Combined with a 24-19 victory at Seattle (10/29) in a game played at Husky Stadium, the Chiefs record stood at 5-3 at the season's midway point.


However, a stretch of five road games over a six-week span took its toll on the club as the Chiefs dropped five straight contests to fall out of playoff contention, finishing the year at 7-9.

THE VERMEIL YEARS

2001 — After compiling a 16-16 record in two seasons, Cunningham was relieved of his duties on January 5th. Dick Vermeil, who guided St. Louis to a win in Super Bowl XXXIV following the '99 season, was named the ninth head coach in franchise history on January 12th. On April 20th, the club acquired QB Trent Green in a trade with St. Louis and also

SEPTEMBER 11TH

On September 11, 2001 Americans watched with horror as terrorist attacks shocked the nation. Commissioner Paul Tagliabue suspended play for the weekend of September 16th. The Chiefs game at Seattle scheduled for that date was postponed until January 6th. The NFL made a patriotic return in Kansas City when the Chiefs hosted the N.Y. Giants (9/23). Tagliabue delivered a pregame address to the Arrowhead crowd, which greeted the Giants with a rousing ovation. Via a fireman's boot collection that was matched by the Chiefs and the Hunt family, a total donation of \$451,413.88 was raised for relief efforts in New York City, an amount believed to be the largest single-day outpouring of spontaneous support by a group of fans and a pro sports team.



signed unrestricted free agent RB Priest Holmes.

The initial regular season victory of the Vermeil era came in convincing fashion at Washington (9/30) when the Chiefs defeated their former head coach Marty Schottenheimer and the Redskins by a 45-13 margin. Although the club finished its initial campaign under Vermeil at 6-10, the team began to take shape down the stretch, winning three of its final four games. Holmes provided a spark to the offense, becoming just the second player in franchise history to lead the NFL in rushing, amassing 1,555 yards to break Christian Okoye's previous single-season record of 1,480.

2002 — The club initiated a season-long series to commemorate the franchise's 40th Anniversary Season in Kansas City in 2002. On April 15th, the Chiefs Honor Grove of over 40 stately Giant Redwoods was established in the southeast corner of the Truman Sports Complex to epitomize the deep and lasting roots the organization has developed in Mid-America. Hunt's inspiration for the honor grove was a quote from Vikings QB Joe Kapp, who was knocked out of Super

Bowl IV. "The Chiefs defensive line was very active and looked like a Redwood Forest," Kapp said after the game. On April 25th, members of the Chiefs coaches, players, staff and cheerleaders visited numerous locations throughout the greater Kansas City community, thanking them for their support of the franchise.

In a season filled with wild comebacks and fantastic finishes, the Chiefs pulled out a remarkable 40-39 Opening Day win at Cleveland (9/8). Starting with that contest, virtually every game was a nail-biter with all but one of the club's eight losses being decided by seven points or less. But despite leading the NFL in scoring for the first time in team history with 467 points and setting a franchise record with 6,000 yards of total offense, the club finished 8-8 to miss the postseason in Vermeil's second season. The team remained in playoff contention until the season's final game thanks to its explosive offense that broke nine team records. The Chiefs also set NFL records by fumbling just seven times and losing just two of those loose balls. Holmes continued the torrid pace he began in 2001, earning NFL Offensive Player of the Year honors from the AP and surpassing his own team record with 1,615 rushing yards. The club's special teams were bolstered by WR Dante Hall, who produced three kick returns for TDs and became the first Chiefs return man to earn a Pro Bowl berth since J.T. Smith following the '80 season.

2003 — Hank Stram and RB Marcus Allen were enshrined in the Pro Football Hall of Fame on August 2nd. "Voice of the Chiefs" Mitch Holthus broadcast his 151st game as the club's play-by-play announcer at Houston (9/21), breaking Kevin Harlan's previous record (150). The Chiefs started the regular season with a 9-0 record for the first time in team history, becoming just the ninth team since the AFL-NFL merger to accomplish that feat. That hot start to the season was sparked by Hall, who tied an NFL single-season record by registering four kick return TDs over that span. Hall also became the first player in league annals to accomplish that feat in four consecutive games. The Chiefs overcame a 17-point fourth-quarter deficit for the first time in team history, pulling out an improbable 40-34 OT win at Green Bay (10/12). Kansas City's winning streak came to an end in a 24-19 loss at Cincinnati (11/16).

The Chiefs clinched their first AFC West title since '97 with a 45-17 win vs. Detroit (12/14) as QB Trent Green became the first player in team history to register a "perfect" 158.3 passer rating in a game. Kansas City concluded its 13-3 regular season with a 31-3 victory vs. Chicago (12/28), marking a perfect 8-0 record at home and the club's 13th consecutive regular season victory at Arrowhead Stadium. In that win, Holmes set a trio of TD records. He finished the season with 27 rushing scores, establishing NFL single-season records for both rushing TDs and total TDs. Holmes (61) also bypassed WR Otis Taylor (60) for the most career TDs scored by a player in Chiefs history. The Chiefs five-game improvement in the win column from the previous season tied as the best mark in franchise history. Kansas City became the first AFC team to lead the NFL in scoring in consecutive seasons since San Diego in '81-82 as the club produced a franchise-best 484 points. The team also led the NFL with a +19 turnover differential. Nine Chiefs players received Pro Bowl recognition, the fourth-highest total in team history, while the club's six offensive Pro Bowlers marked the most in club annals.

2004 — The Chiefs hosted an AFC Divisional Playoff Game vs. Indianapolis (1/11) in which neither team was forced to punt. Sensational performances by Holmes (176 rushing yards, two TDs) and Hall (208 kickoff return yards, 1 TD) weren't enough as the Colts recorded a 38-31 victory. Defensive Coordinator Greg Robinson resigned on January 13th. Vermeil agreed to a two-year contract extension on January 16th. On January 20th, Vermeil hired Gunther

Cunningham, who returned to Kansas City as the club's defensive coordinator. On January 30th, G Will Shields was named the Walter Payton NFL Man of the Year.

The Chiefs got into the victory column with a 27-24 win on Monday Night Football at Baltimore (10/4) after an 0-3 start quickly dampened the club's high expectations. Kansas City's offensive line emerged as one of the NFL's finest units, producing a trio of Pro Bowl performers in Shields, Tâ€™Willie Roaf and Gâ€™Brian Waters. Thanks to that offensive front, the Chiefs registered an NFL-record eight rushing TDs in a 56-10 win vs. Atlanta (10/24).â€™The following week Kansas City continued its offensive onslaught with a convincing 45-35 victory vs. Indianapolis (10/31), snapping a seven-game losing streak to the Colts. After surpassing RBâ€™Christian Okoye as the all-time leading rusher in franchise history vs. Houston (9/26), Holmes' year came to an abrupt halt when he suffered a season-ending knee injury at Tampa Bay (11/7).

A four-game winning streak in December included a wild 49-38 Monday Night Football road triumph at Tennessee (12/13). That late-season surge was sparked by second-year RBâ€™Larry Johnson who accounted for 11 TDs and produced three straight 100-yard rushing efforts in the season's final six contests. Offensively, the Chiefs established a leagueâ€™record with 398 first downs. Kansas City also led the NFL in total offense for the first time in franchise history, averaging 418.4 yards per game. That offense was triggered by Green, who set single-season team marks for passing yards (4,591) and 300-yard games (8). The Chiefs were also the first team in NFLâ€™history to have three different RBs boast a 150-yard rushing game in the same season - Holmes, Johnson and Derrickâ€™Blaylock. Defensively, fourth-round draft choice DEâ€™Jared Allen provided a bright spot with 9.0 sacks, the second-highest total by a rookie in team history.

2005 — TE Tony Gonzalez earned his sixth consecutive Pro Bowl berth and finished the season with a flourish, setting a single-game franchise record with a 14-catch performance in the regular season finale at San Diego (1/2). Gonzalez led the league in receptions (102), the highest total ever amassed by a member of the Chiefs. Despite Gonzalez's record-setting performance, a 24-17 loss to the Chargers brought a disappointing 7-9 campaign to a close.

A daunting early-season 2005 schedule featured a pair of prime-time road contests in the season's first four weeks. Kansas City finished that stretch at 2-2 after claiming a 27-7 home win vs. the N.Y. Jets (9/11) and winning a 23-17 decision at Oakland (9/18). However, the club would suffer a 30-10 loss at Denver (10/26) and was handed a 37-31 loss vs. Philadelphia (10/2) as the Eagles erased an 18-point Chiefs lead.

Hurricane Wilma forced the Chiefs to play their first regular season Friday night game since '64 as a game originally slated for October 23rd was hastily rescheduled. Kansas City actually flew to Miami on the day of the game and defeated the Dolphins by a 30-20 margin. Two weeks later, trailing by three points with only five seconds left and the ball on the one-yard line, Head Coach Dick Vermeil eschewed a potential game-tying FG attempt and went for broke, putting the game in the hands of RB Larry Johnson vs. Oakland (11/6). Johnson burst into the end zone to give the Chiefs a memorable 27-23 win as Kansas City's record stood at 5-3 at the season's midway point.

The Raiders contest marked the initial start of the season for Johnson, who opened the final nine games of the year in place of RB Priest Holmes, who was lost for the year following a head/neck injury at San Diego (10/30). Johnson topped the 100-yard barrier in the season's final nine contests and finished the season with 1,750 rushing yards, a franchise record at the time.

Shields continued his assault on the record book, as well. The club's contest at Buffalo (11/13) marked the 200th consecutive start of Shields' career, making him just the fourth player since the AFL-NFL merger to accomplish such a feat. In addition to pushing his string of consecutive starts to 207 games by season's end, he was also rewarded with his 11th consecutive Pro Bowl berth, extending another franchise record.

A three-game late-season winning streak boosted the club's postseason hopes, beginning with a 45-17 win at Houston (11/20). Johnson established a franchise record of his own with 211 rushing yards against the Texans en route to earning his initial Pro Bowl berth. Kansas City then registered convincing home victories against a pair of playoff-bound teams with wins vs. New England (11/27) and vs. Denver (12/4), putting the club at 8-4 with four games remaining. However, a pair of road losses put the club's postseason hopes in peril. A 20-7 win in a Christmas Eve quagmire vs. San Diego (12/24) meant the club would need a win in its regular season finale and some help in order to qualify for the AFC playoff field.

A FAREWELL TO THE FOUNDER

2006 — After registering a convincing 37-3 win vs. Cincinnati in the club's first-ever regular season New Year's Day contest, the winds of change blew into Kansas City. Head Coach Dick Vermeil publicly announced his retirement following the win over the Bengals, ending season-long speculation about his future. Kansas City finished the season at 10-6, becoming just the fourth team since '90 to miss the postseason with a double-digit victory total.

Vermeil conducted a final farewell press conference on January 3rd. He concluded his five-year run as Kansas City's head coach with a 44-36 (.550) record, giving him the third-highest victory tally in team history. Under his guidance, the Chiefs established 34 single-season team records and 14 single-game team records, leading the NFL in total offense by averaging 380.9 yards per game from 2001-05.

On January 9th, Herm Edwards was appointed the 10th head coach in franchise history. Edwards returned to Kansas City after serving as both a scout and an assistant coach with the Chiefs during the '90s. He rejoined the Chiefs organization after a five-year stint as head coach of the N.Y. Jets, leading that franchise to five postseason game appearances. He initially left the Chiefs to serve with former Kansas City assistant coach Tony Dungy in Tampa Bay, where that duo helped restore the Buccaneers franchise to NFL prominence.



REMEMBERING OUR FOUNDER

On December 19, 2006 over 2,500 individuals gathered at the Community of Christ Auditorium in Independence, Missouri to pay their final respects to Chiefs Founder Lamar Hunt. Pastor Paul Brooks presided over a two-hour service that was attended by the entire Chiefs team and administrative staff, as well as countless dignitaries and fans. Three of the Hunt children – Clark (above), Daniel and Sharron Munson – shared remembrances of their father, while Lamar Hunt, Jr. paid a special musical tribute to the patriarch of the Chiefs family. Other eulogists included Carl Peterson, Rev. Emanuel Cleaver, Len Dawson, Bobby Bell, Willie Lanier, Trent Green and head coach Herm Edwards. Four former Chiefs head coaches were also in attendance – Dick Vermeil, Gunther Cunningham, Marty Schottenheimer and Paul Wiggin. A moving video tribute celebrating Hunt's vibrant life was also shown during the ceremony.

On January 24th, the Chiefs and Royals both signed 25-year leases with Jackson County officials to keep both clubs at the Truman Sports Complex. On April 4th, Jackson County voters approved a 3/8 cent tax measure that was anticipated to raise \$425 million in improvements to the Sports Complex, including \$212.5 million for Arrowhead while the State of Missouri contributed \$37.5 million. Those renovation plans also included a new practice facility and office complex for the Chiefs, thanks to contributions from the Hunt family.

The Edwards era got off to an inauspicious start on Opening Day vs. Cincinnati (9/10). QB Trent Green suffered a severe head trauma in the third quarter when he scrambled and went into a hook slide. Bengals DE Robert Geathers delivered a blow to the Chiefs signal caller, whose head violently bounced off the turf. Green lay motionless on the field for several minutes before he was taken to a local hospital. The Chiefs would lose the contest by a 23-10 count.

For the first time since 2000, a quarterback other than Green started a contest for Kansas City as backup QB Damon Huard served as field general the following week at Denver (9/17). Kansas City would drop a tough 9-6 OT decision to the Broncos as the club fell to 0-2.

After an early bye week, Kansas City got its initial victory of the Edwards era in convincing fashion with a 41-0 win at Arrowhead vs. San Francisco (10/1). Huard guided the club to a 23-20 comeback win the following week at Arizona (10/8), but a 45-7 drubbing at Pittsburgh (10/15) left the club's record at 2-3 entering a pivotal two-game homestand.

K Lawrence Tynes drilled a game-winning 53-yard FG to give Kansas City a 30-27 victory vs. San Diego (10/22). That triumph sparked a three-game winning streak to put the club's record at 5-3 at the season's halfway point.

Huard compiled a 5-3 record as a starter in Green's absence, throwing 10 TDs and just one INT over that eight-game span. After several weeks of practice and countless medical tests, Green finally made his return to the lineup in a 17-13 home win vs. Oakland (11/19) in what would be the final game witnessed in person by Founder Lamar Hunt, who was admitted to Presbyterian Hospital in Dallas on November 22nd.

Hunt had long lobbied the NFL for a third game on Thanksgiving and those persistent efforts were rewarded as the fifth-largest paid crowd in Arrowhead history (79,484) packed the stadium for a holiday spectacle. Kansas City won its second contest at Arrowhead in five days as the Chiefs defense turned in a masterful performance in a 19-10 primetime win vs. Denver (11/23), a contest that also marked the initial live game telecast by the NFL Network.

Owning a 7-4 record, Kansas City appeared poised to make a serious run at the postseason, but a three-game losing streak that began with an unlikely 31-28 OT loss at Cleveland (12/3) put those hopes in serious jeopardy. The month of December proved particularly gloomy for the Chiefs as the health of the franchise's patriarch steadily declined.

After originally being diagnosed with prostate cancer in '98, Hunt quietly and bravely underwent many treatments and surgeries in the ensuing years without complaint. On December 13th, he peacefully passed away in Dallas, surrounded by his family. Memorial services celebrating the life of Hunt were conducted on the SMU campus in Dallas on December 16th and at the Community of Christ Auditorium in Independence, Mo., on December 19th.

A mourning team would return to the field the following Sunday and capture a 20-9 win at Oakland (12/23) to keep the Chiefs playoff hopes afloat entering the regular season finale vs. Jacksonville (12/31). The Chiefs prevailed by a 35-30 count against the Jaguars as RB Larry Johnson established an NFL record with 416 rushing attempts on the season and broke his own franchise single-season record with 1,789 rushing yards. After Cincinnati and Tennessee lost earlier in the day, the Chiefs officially got their ticket to the postseason punched when San Francisco won an unlikely 26-23 OT decision at Denver (12/31).

2007 — The Chiefs made their first postseason appearance on the road since '94 in an AFC Wild Card Game at Indianapolis (1/6). Despite enjoying the support of a throng of Kansas City fans who made the trek to the RCA Dome and a valiant first-half performance from the Chiefs defense, Kansas City lost a 23-8 decision.

An artist's rendering for the club's new office complex and practice facility was unveiled in March, while design work and plans for Arrowhead's rehabilitation continued. On June 2nd, the club announced that it was partnering with HBO Sports and NFL Films to produce *Hard Knocks: Training Camp with the Kansas City Chiefs* - a five-hour documentary series. On June 6th, QB Trent Green was traded to Miami. Green concluded his successful six-year run with the franchise owning a team-record 87.3 passer rating.

The summer months were highlighted by a pair of groundbreaking ceremonies at the Truman Sports Complex. A private, staff-only groundbreaking session for the Chiefs new office and practice headquarters was conducted by Clark Hunt on July 25th. In addition, the Hunt family, Chiefs officials, Senator Kit Bond, Jackson County Executive Mike Sanders and other county legislators participated in a groundbreaking ceremony for the "New Arrowhead" on August 22nd.

On the field, Kansas City overcame an 0-2 start to register a 4-3 record at the bye week, securing sole possession of first place in the AFC West standings. That early-season turnaround was highlighted by a 30-16 comeback win at San Diego (9/30). WR Dwayne Bowe set a Chiefs single-game rookie record with 164 receiving yards in that contest, including a 51-yard TD catch. Bowe would shatter the franchise's single-season rookie receiving records with 70 catches for 995 yards, figures that led all NFL rookies. Meanwhile, TE Tony Gonzalez became the NFL's all-time TD catch leader among tight ends in a 27-20 win vs. Cincinnati (10/14).

However, Kansas City could not maintain any of that positive momentum after the bye week. The downward spiral began when RB Larry Johnson suffered a season-ending right foot injury in a 33-22 loss vs. Green Bay (11/4). That setback began a nine-game losing streak to conclude the regular season. Second-year QB Brodie Croyle supplanted QB

Damon Huard in the second half the following week vs. Denver (11/11).

Croyle enjoyed a solid debut in his initial NFL start in the club's next contest at Indianapolis (11/18). That game would mark the final chapter in the illustrious career of RB Priest Holmes, who announced his retirement on November 21st. The all-time leading rusher in franchise history with 6,070 yards made a remarkable comeback after missing almost a season-and-a-half of action. He returned to play four games in 2007, including two starts, before eventually hanging up his cleats for good. DE Jared Allen was a defensive bright spot, leading the league with 15.5 sacks.

After suffering a thumb injury at Detroit (12/23), Croyle returned for the season finale at the N.Y. Jets (12/30) as Kansas City suffered a 13-10 OT setback. Gonzalez recorded his 820th career reception in the game, the most catches of any tight end in NFL history. Gonzalez earned his ninth straight Pro Bowl berth and finished the year with 1,172 receiving yards.

2008 — Head Coach Herm Edwards named Chan Gailey his offensive coordinator on January 16th. CB Emmitt Thomas was elected to the Pro Football Hall of Fame on February 2nd and was officially enshrined in Canton on August 3rd.

Kansas City and Minnesota orchestrated a major trade on April 23rd as the Chiefs sent Pro Bowl DE Jared Allen and a sixth-round pick to the Vikings. In exchange, Kansas City received a first-round selection, two third-round picks and a sixth-round selection. Upon the team's return from training camp in August, the club's football operations moved into the organization's new practice facility. The rest of the franchise's administrative staff completed the move from Arrowhead by season's end.

On the field, the Chiefs owned the dubious distinction of becoming just the fourth team since the AFL-NFL merger to start three different quarterbacks in the season's first three weeks in a non-strike season. TE Tony Gonzalez surpassed TE Shannon Sharpe (10,060) for the most receiving yards by a tight end in NFL history at Carolina (10/5).

After QBs Brodie Croyle and Damon Huard both suffered season-ending injuries vs. Tennessee (10/19), the club eventually turned to QB Tyler Thigpen for good for the season's final nine games. The Coastal Carolina product showed flashes of promise and set a then single-season franchise record for QBs with 386 rushing yards. Thigpen outplayed QB Brett Favre, but the Jets signal caller rallied his club as the Chiefs dropped a 28-24 decision at the N.Y. Jets (10/26).

That Jets contest marked the first in a series of excruciating losses. Kansas City squandered a 21-point lead in a 30-27 OT loss vs. Tampa Bay (11/2) and lost a 20-19 decision at San Diego (11/9) as a botched PAT and a failed two-point try doomed the club.

Thigpen's lone victory of the season was a 20-13 win at Oakland (11/30), but the losses continued to mount, including a second one-point setback vs. San Diego (12/14) as the Chargers overcame an 18-point deficit, scoring the game's final 19 points.

On December 15th, President/General Manager and CEO Carl Peterson announced his resignation, effective at the end of the season. The Chiefs dropped a 38-31 decision vs. Miami (12/21). Based on wind chill of -12 at kickoff, it was the second-coldest contest in Arrowhead history. A four-game losing streak to end the season closed out with a 16-6 loss at Cincinnati (12/28) as the Chiefs finished the year at 2-14.

A NEW ERA AT ARROWHEAD

2009 — Peterson officially concluded his 20-year tenure with the franchise on January 6th with a farewell press conference. Under Peterson's tenure, Kansas City amassed a 176-143-1 (.552) regular season record, made nine playoff appearances, won the AFC West four times and reached the AFC Championship Game in '93.

On January 13th, longtime New England Patriots executive Scott Pioli was named by Chairman of the Board Clark Hunt as the fifth General Manager in franchise history. During his tenure in New England, the Patriots won Super Bowls XXXVI, XXXVIII and XXXIX, claimed the Lamar Hunt Trophy four times as the AFC Champion and won six AFC East titles. During Pioli's tenure from 2000-08, the Patriots compiled an NFL-best 102-42 (.708) regular season record.

On January 23rd, Herm Edwards was relieved of his duties as head coach. He produced a 15-33 regular season record in three seasons guiding the franchise. The late LB Derrick Thomas was elected to the Pro Football Hall of Fame's Class of 2009 on January 31st. Thomas became the 10th member of the Chiefs to be enshrined in Canton. He joined LBs Bobby Bell (Class of '82) and Willie Lanier (Class of '86) as the third linebacker in that esteemed group.

Hunt and Pioli introduced former Arizona Cardinals offensive coordinator Todd Haley as the 11th head coach in franchise history on February 6th. He helped the Cardinals reach Super Bowl XLIII, marking the franchise's first NFL title game since '47. The son of longtime NFL personnel executive Dick Haley, the younger Haley oversaw an Arizona offense that registered a franchise-record 427 points in 2008. The first major move of the Chiefs new leadership team came on February 28th when the club acquired QB Matt Cassel and LB Mike Vrabel in a trade with New England.

The club unveiled its 50th anniversary logo on April 14th as the team began a year-long commemoration of the franchise's 50th season, as well as the 50th anniversary of the creation of the American Football League by Lamar Hunt. On April 23rd, the Chiefs traded 10-time Pro Bowl TE Tony Gonzalez to Atlanta. Gonzalez finished his Chiefs career with the most receptions (916), receiving yards (10,940) and TD catches (76) in franchise history.

On May 8th, Hunt named Denny Thum as the fourth President of the Chiefs. Thum owned the distinction of being one of just three employees in team history to serve the club during the tenure of every head coach in franchise history. On May 21st, Mark Donovan was hired as Executive Vice President/Chief Operating Officer after spending six seasons with the Philadelphia Eagles.

On June 18th, the Chiefs announced the return of training camp to the state of Missouri, beginning in 2010. The Chiefs and Missouri Western State University in St. Joseph, Mo., agreed to the university's plans for a training facility including a climate-controlled, 120-yard indoor field, as well as two 120-yard grass fields. The Chiefs officially ended their 19-year training camp tenure at the University of Wisconsin - River Falls, conducting their final practice at that facility on August 20th.

The Chiefs began the regular season on the road at Baltimore (9/13) with QB Brodie Croyle at the helm after QB Matt Cassel was injured vs. Seattle (8/29). Kansas City tied the game at 24-24 with 5:21 left to play in Head Coach Todd Haley's regular season debut, but couldn't pull out the victory.

For the first time since the '62 AFL Championship Game, the club wore its Dallas Texans uniforms in a contest billed as "The Game That Never Was" vs. Dallas (10/11). Chiefs Founder Lamar Hunt had longed for a head-to-head duel

between his AFL squad and the NFL's Cowboys during their three-year co-existence in Dallas, and that contest finally came to fruition. However, the Cowboys would prevail by a 26-20 margin in OT, sending the Chiefs record to 0-5.

Haley recorded his initial NFL win the following week, as Kansas City produced a 14-6 victory at Washington (10/18). It would be one of three road wins for the Chiefs on the season.

On October 23rd, a major section of I-435 near the Truman Sports Complex was designated as "Lamar Hunt Memorial Highway" by the Missouri General Assembly and the Missouri Department of Transportation. In October, the club also mourned the death of longtime assistant coach Darvin Wallis, whose 19-year tenure with the Chiefs ranked as the second-longest stint in franchise history, trailing only Tom Pratt (21 years).

The Chiefs improved in 25 different statistical categories during the season's final eight games, including total points, total offense, passing yards per game, rushing yards per game, third-down percentage and sacks allowed. Kansas City began that eight-game stretch with a 16-10 win at Oakland (11/15) as the Chiefs became the first NFL club to register seven straight road wins against the Raiders. The Chiefs followed that up with a thrilling 27-24 OT victory vs. Pittsburgh (11/22) as Haley exacted some retribution against a Steelers squad that defeated his Arizona Cardinals in Super Bowl XLIII.

RB Jamaal Charles helped spearhead the Chiefs second-half resurgence. Only Tennessee RB Chris Johnson (1,047) rushed for more yards over the final eight games of the year than Charles (968). Charles finished the season with 1,120 yards on 190 carries, becoming the first player in league annals to top the 1,100-yard plateau on less than 200 carries. He also was the youngest player to ever win the Derrick Thomas Award as the club's MVP.

2010 — The Chiefs saved their best performance of the season for the regular season finale at Denver (1/3). Charles racked up a franchise-record 259 rushing yards, while LB Derrick Johnson became just the third linebacker in NFL history to return two INTs for TDs in a single game. Kansas City registered a 44-24 win, marking the club's first-ever win at INVESCO Field and the most points scored by the Chiefs in Denver since '72.

Despite finishing the year with a 4-12 record, the Chiefs led the NFL in Red Zone scoring percentage (89.5%) and improved in 30 categories compared to 2008. Only three clubs made more dramatic jumps in the comprehensive special teams rankings compiled by the Dallas Morning News, as the Chiefs went from 29th to 12th.

Haley began reshaping his coaching staff almost immediately after the season. Charlie Weis was named offensive coordinator on January 8th, while Romeo Crennel was hired as defensive coordinator on January 14th. Haley also added a number of coaches with playing experience, including Hall of Fame CB Emmitt Thomas, who returned to the Chiefs as defensive backs coach on February 1st after registering a franchise-record 58 INTs from '66-78.

Commissioner Roger Goodell introduced four-time Pro Bowl G Brian Waters as the winner of Walter Payton NFL Man of the Year Award prior to the kickoff of Super Bowl XLIV on February 6th. Waters became the fifth member of the Chiefs to win that prestigious accolade. Super Bowl IV MVP QB Len Dawson – winner of the '73 Man of the Year Award – was on hand to present the Lombardi Trophy to the victorious New Orleans Saints.

On February 12th, Ann Roach announced her retirement after 44 seasons with the club. The second-longest tenured employee in Chiefs history, Roach served as an assistant to the first 10 head coaches in franchise annals. Roach and longtime Chiefs broadcaster Bill Grigsby were both acknowledged at the 40th annual 101 Awards on March 6th. Grigsby announced his retirement after a distinguished 63-year career in broadcasting.

The National Football League announced on April 20th that Monday Night Football would return to Kansas City on September 13th as the Chiefs officially celebrate the grand opening of the New Arrowhead vs. San Diego.

Chairman Clark Hunt led dozens of media members on an exclusive tour of the New Arrowhead on July 23rd, giving a behind the scenes look that the stadium and all its amenities before the first event was open to the public.

In an event reminiscent of Lamar Hunt's founding of the MLS and the Kansas City Wizards, the Wizards hosted English Premier League powerhouse Manchester United in a friendly match on July 25th, marking the first event held inside the New Arrowhead.

Clark Hunt was joined by the entire Hunt family and NFL Commissioner Roger Goodell on July 30th for the unveiling of Founder's Plaza, an engaging outdoor area that serves as a tribute to Chiefs Founder Lamar Hunt and recognizes his contributions to the founding of the American Football League.

That afternoon, Chiefs Training Camp made its debut on the campus of Missouri Western State University in St. Joseph, marking the first time in 20 years that the Chiefs held their summer practices in the state of Missouri.

Upon returning to the Arrowhead Training Facility, Kansas City held a free night practice on August 25th that was open to the public at Arrowhead Stadium, giving 22,142 Chiefs fans the opportunity to see the newly renovated stadium and watch the team practice before the start of the regular season. In conjunction with the open practice, the Chiefs dedicated the Chiefs Hall of Honor, presented by Time Warner Cable on the Lower Concourse of the stadium.

On September 13th, Kansas City celebrated the grand opening of the New Arrowhead with a 21-14 rain-soaked victory over the AFC West rival San Diego Chargers on ESPN's Monday Night Football. The victory signaled the culmination of the three-year, \$375 million renovation project.

Hunt assumed the title of Chairman and CEO of the Kansas City Chiefs on Tuesday, September 14th.

The Chiefs started the season 3-0 for the first time since 2003 on their way to a 10-6 record and the club's first AFC West title since 2003 and first playoff appearance since following the 2006 season. Kansas City registered a 7-1 record at home, restoring the Arrowhead advantage. The Chiefs went 4-0 against the NFC West, the second straight time they've swept the NFC West (2006). WR Dwayne Bowe tallied 15 TD receptions to pace the league in scoring catches. RB Jamaal Charles gained 1,467 yards on 230 carries, finishing second behind Houston RB Arian Foster for the NFL's individual rushing title. LB Tamba Hali led all AFC defenders and was second in the NFL with 14.5 sacks on the season.

2011 — On January 9th, Kansas City hosted its first NFL playoff game since 2003 when the Chiefs fell to the Baltimore Ravens in a 30-7 final. Five Chiefs players were selected to the 2011 Pro Bowl in Honolulu, Hawaii: S Eric Berry, WR Dwayne Bowe, QB Matt Cassel, RB Jamaal Charles and G Brian Waters, marking the most Pro Bowl performers for the Chiefs since KC sent six players to the NFL's version of the all-star game in 2006.

Chairman and CEO Clark Hunt named Mark Donovan president of the Kansas City Chiefs on January 20th.

Head Coach Todd Haley made two moves related to his coaching staff, naming Bill Muir offensive coordinator/offensive line coach on February 3rd and hiring Jim Zorn as quarterbacks coach on February 15th. Haley

garnered two post-season coaching awards for leading the Chiefs to a 10-6 record in only his second year at the helm, earning the NFL Alumni Coach of the Year award and also the AFC Coach of the Year award from the Committee of 101.

The Chiefs were saddened at the loss of a pair of treasured Kansas City icons in 2011 as longtime trumpeter and TD Pack Band leader Tony DiPardo passed away in February at the age of 98. Only a few weeks later, longtime voice of the Chiefs Bill Grigsby passed away at the age of 89. Thousands of Kansas Citians helped celebrate the lives of these two Chiefs legends at open memorial services.

During the offseason, Arrowhead Stadium returned to prominence as a Midwest entertainment destination as country music star Kenny Chesney played the venue as a stop on his 'Goin' Coastal Tour' along with the Zac Brown Band, Billy Currington and Uncle Kracker. Taylor Swift's 'Speak Now Tour' also made a stop at Arrowhead.

For the second year in a row, the Chiefs held training camp at Missouri Western State University in St. Joseph, Mo. After returning to their Kansas City facility for the home portion of training camp, the Chiefs hosted a free practice for fans at Arrowhead Stadium as part of the team's Back to Football Bash.

After dropping three straight contests to open the season, Kansas City rebounded with four straight victories. That stretch of four straight wins included a 28-24 victory at Indianapolis (10/9) in which the Chiefs tied a club record by overcoming a 17-point deficit and a 28-0 shutout at Oakland (10/23) in which Kansas City recorded six interceptions.

Kansas City appeared in three primetime contests in 2011, including two at Arrowhead Stadium. For the second year in a row, the Chiefs topped AFC West rival San Diego (10/31) at home on ESPN's Monday Night Football, this time, using a 30-yard K Ryan Succop field goal in overtime for the win.

QB Matt Cassel was placed on injured reserve with a hand injury suffered vs. Denver (11/13). Kansas City claimed QB Kyle Orton off waivers from Denver on Nov. 23. Kansas City was one of two teams to have three different starting quarterbacks open an eventual victory in 2011, with Houston being the other team to accomplish that feat.

With a 5-8 record after 13 games, Todd Haley became the second coach in team history to be relieved of his duties during the season. Defensive Coordinator Romeo Crennel assumed the head coaching duties. The Chiefs upset the previously undefeated Green Bay Packers by a 19-14 final at Arrowhead (12/18) in Crennel's first game at the helm.

In the final three contests with Crennel serving as both head coach and defensive coordinator, the Chiefs defense ranked third in the NFL in total yards per game allowed, second in net passing yards per game allowed and second in points per game allowed.

The final game of the 2011 season marked the 227th career game for C Casey Wiegmann and was his 200th career start. Dating back to a contest vs. the N.Y. Giants (9/23/01), Wiegmann had started 175 consecutive games at center and played 11,162 straight offensive snaps, marking the longest streak by any NFL offensive lineman. Dating back to a contest vs. Carolina (11/20/05), RB Thomas Jones had appeared in 102 consecutive games.

2012 — Crennel was named the 12th head coach in franchise history by Chairman and CEO Clark Hunt and General Manager Scott Pioli on Jan. 9, 2012.

Although the team finished with a 7-9 record, the Chiefs were one win shy of repeating as the AFC West Division champions and earning an automatic berth in the playoffs.

Crennel started making changes to his coaching staff in the weeks following the regular season. Tom McMahon was named special teams coach on Jan. 30 while Brian Daboll was named offensive coordinator on Feb. 6. On Feb. 14, Nick Sirianni was promoted to wide receivers coach, while Jack Bicknell was named offensive line coach, Jim Bob Cooter was hired as offensive quality control coach and Derius Swinton was named special teams quality control coach. Crennel rounded out his coaching staff by hiring Steven Smith as assistant offensive line coach on March 9.

Former Chiefs T Willie Roaf was elected to the Pro Football Hall of Fame as part of the class of 2012, announced Saturday, Feb. 4, the day before Super Bowl XLVI in Indianapolis.

On April 14, the Kansas City Chiefs announced that every Chiefs Season Ticket Account Holder would receive one personalized Chiefs Nike jersey as a thank you in celebration of the club's 50 years in Kansas City. On May 15, Chairman and CEO Clark Hunt further outlined multiple plans and initiatives to thank Chiefs fans and the Kansas City community for their support through the years in a special press conference at Union Station in downtown Kansas City.

On June 10, Kansas City welcomed back Kenny Chesney to Arrowhead Stadium as a stop in the 'Brothers of the Sun' tour along with Tim McGraw.

For the third consecutive year, the Chiefs returned to Missouri Western State University in St. Joseph, Mo. for training camp.

The Chiefs went 2-14 in 2012, picking up their first win in a 27-24 overtime battle at New Orleans (9/23) with the help of RB Jamaal Charles, who registered a 91-yard rushing touchdown, the longest rush from scrimmage in team history. On Dec. 2, Kansas City picked up its second victory of the season a day after tragedy struck the organization. The Chiefs rallied to beat the Carolina Panthers 27-21 on the shoulders of 127 rushing yards from Charles and two passing touchdowns from QB Brady Quinn.

Despite having struggled in 2012, the Chiefs had six players elected to the play in the annual Pro Bowl in Hawaii. S Eric Berry, RB Jamaal Charles, LBs Tamba Hali and Derek Johnson all earned their second trip, while P Dustin Colquitt and LB Justin Houston earned their first trip to the Pro Bowl.

On Dec. 31, Romeo Crennel was relieved of his head coaching duties.

REID, DORSEY TEAM UP IN KANSAS CITY

2013 — The Kansas City Chiefs and General Manager Scott Pioli parted ways on Jan. 4, 2013. On Jan. 7 Chiefs Chairman and CEO Clark Hunt introduced Andy Reid as the Chiefs 13th head coach, and one week later on Jan. 14, he named John Dorsey as the team's sixth general manager in franchise history. Soon after Reid arrived in Kansas City, he started assembling his coaching staff, which consisted of several coaches he brought in from his staff in Philadelphia, including

former NFL quarterback Doug Pederson as offensive coordinator. Reid named Bob Sutton defensive coordinator and Dave Toub special teams coordinator, and he hired former NFL head coach Brad Childress as a spread game analyst/special projects coach.

Former Chiefs DT Curley Culp was elected to the Pro Football Hall of Fame as part of the class of 2013, announced Saturday, Feb. 2, the day before Super Bowl XLVII in New Orleans.

On March 13, the Chiefs announced a trade with the San Francisco 49ers to acquire QB Alex Smith. Kansas City used the first overall pick of the 2013 NFL Draft by selecting T Eric Fisher. Fisher played collegiately at Central Michigan.

During the 2013 offseason, the Chiefs unveiled the Chiefs Kingdom Pass, a personalized experience just for Season Ticket Holders to manage their relationship with the Kansas City Chiefs. There is a website, ChiefsKingdomPass.com, that lets Season Ticket Holders manage their accounts, view exclusive video from Emmy award winning 65 Toss Power Trap Productions and earn and redeem points for unique prizes.

On May 18, the Chiefs hosted the inaugural Chiefs 5K at Arrowhead Stadium featuring a one-of-a-kind finish on the 50 yard line. Fans were able to feel the rush of excitement as they ran out of the Chiefs tunnel and onto the field for a dramatic finish in front of a cheering section.

On June 15, Kansas City welcomed Kenny Chesney back to Arrowhead Stadium as a stop in the 'No Shoes Nation' tour along with Eric Church.

For the fourth consecutive year, the Chiefs returned to Missouri Western State University in St. Joseph, Mo. for training camp.

Following training camp in St. Joseph, Head Coach Andy Reid's team shot out of the gate at a blistering pace, winning nine consecutive games to start the 2013 campaign. The nine-game winning streak to open the season tied the club's longest win streak and tied the Chiefs 2003 squad who also opened its campaign 9-0 as the most wins to start a season.

The Chiefs defense pitched a shutout in the season opener at Jacksonville (9/8) as the Chiefs won 28-2, setting the tone for what would be a dominant defensive performance throughout the first half of the season.

The team debuted in red-on-red uniforms in the home opener against Dallas (9/15) among other new gameday elements, including pyrotechnics for individual player introductions during pregame.

Reid returned to the city and stadium that he called home for the previous 14 years as the Chiefs traveled to Philadelphia (9/19) and earned a 26-16 victory in primetime on Thursday Night Football.

Kansas City hosted a three-game homestand in the month of October, starting with a game against AFC West foe, the Oakland Raiders. In that game, Chiefs fans established a Guinness World Record for the loudest crowd roar at an outdoor stadium, reaching 137.5 decibels and breaking the old record of 136.6 decibels set by Seattle Seahawks fans. Seahawks fans eventually broke the record again at CenturyLink Field on Dec. 2.

With a win at Buffalo (11/3), the Chiefs entered the bye week unbeaten at 9-0 just one year removed from the team's 2-14 record. The seven-game improvement by the bye marked the best single-season turnaround in franchise history.

After a three-game skid marked by a pair of losses to the eventual Super Bowl contending Denver Broncos and a loss to the San Diego Chargers who advanced to the AFC Divisional playoffs, the Chiefs rebounded with statement victories on the road at Washington and in Oakland as the offense turned up the heat in the second half of the season, posting 101 combined points in back-to-back weeks (45 at Washington, 56 at Oakland).

With a fifth seed guaranteed in the AFC playoffs and no chance for improving playoff seeding, Reid rested a number of starters and key players in the season finale at San Diego to give extra rest heading into the postseason. The team, led by QB Chase Daniel, took the San Diego Chargers to overtime in San Diego, but eventually fell short of a victory after a 36-yard K Nick Novak field goal marked the difference in the extra period.

2014 — The Chiefs finished the regular season with an 11-5 record, marking the best finish since the club went 13-3 in 2003. It was the first playoff appearance for the team since the 2010 season, and Andy Reid became just the second coach in franchise history to lead the Chiefs to the playoffs in his first season at the helm, joining Herm Edwards who accomplished the feat in 2006.

In the AFC Wild Card Game at Indianapolis (1/4/14), the Chiefs offense picked up where it left off in the second half of the season. With RB Jamaal Charles lost to injury on the game's opening drive, QB Alex Smith put the team on his shoulders, setting a number of franchise postseason records. He finished the game completing 30 of 46 passes for 378 yards with four touchdowns and a 119.7 passer rating. WR Dwayne Bowe hauled in eight passes for 150 yards and a touchdown in the game. In the end, 44 total points was not enough as the Indianapolis Colts overcame a 21-point first-half deficit to win the game 45-44 and advance to the AFC Divisional round at New England. Following the 11-5 season, the Chiefs sent a total of 10 players to the Pro Bowl in Hawaii, more than any other team in 2013: T Branden Albert, S Eric Berry, RB Jamaal Charles, CB Brandon Flowers, LB Tamba Hali, LB Justin Houston, LB Derrick Johnson, PR Dexter McCluster, DT Dontari Poe and QB Alex Smith.

RB Jamaal Charles and S Eric Berry were named first-team All-Pro by the Associated Press following the season, while

SETTING A GUINNESS WORLD RECORD

On Sunday, Oct. 13, 2013, Chiefs fans inside Arrowhead Stadium set a new Guinness World Record for Loudest Crowd Roar at an Outdoor Sports Stadium. A grassroots initiative led by a group of fans and supported by the Chiefs organization, all Kansas City fans inside Arrowhead rallied around the team as the Chiefs topped AFC West foe Oakland 24-7, recording a peak decibel reading of 137.5 decibels during a fourth-quarter play that saw LB Derrick Johnson sack Oakland QB Terrelle Pryor with just under one minute left in the game. With Guinness Book of World Records adjudicator Philip Robertson monitoring the sound levels on a specially designed decibel meter, Chiefs fans inside Arrowhead broke the old Guinness World Record of 136.6 set by the fans of the Seattle Seahawks at CenturyLink Field on Sept. 15 in Seattle.



SETTING A GUINNESS WORLD RECORD AGAIN

On Monday, Sept. 29, 2014, Kansas City defeated the New England Patriots 41-14, and Chiefs fans set a Guinness World Record for Loudest Crowd Roar at a Sports Stadium (Outdoors). Chiefs fans reached a peak decibel reading of 142.2 as Guinness World Records adjudicator Philip Robertson monitored the sound levels. The mark was set early in the contest while the club was on defense. The Arrowhead Stadium record passed the old record of 137.5 decibels and broke Seattle's record of 137.6.



DT Dontari Poe, LB Tamba Hali and WR/PR Dexter McCluster we

Under the direction of Special Teams Coordinator Dave Toub, the team set an NFL record for kickoff return average, posting 29.9 yards per return, leading the league by more than 3.0 yards per return and breaking the old NFL record of 29.4 yards per return set by the 1972 Chicago Bears.

Following their first year leading the club, Reid was named the 2013 AFC Coach of the Year by the 101 Committee and Dorsey was named Executive of the Year by the Pro Football Writers of America.

In late July, the Chiefs returned to St. Joseph,

Mo., for their fifth straight year of training camp at Missouri Western State University.

The club opened up the 2014 season 1-2 before hosting New England on Monday Night Football (9/29) to close out the month of September. The team featured its red-on-red uniforms for only the second time in team history. The Chiefs dominated the eventual Super Bowl Champions 41-14 in a game that featured a Guinness World Record for the loudest outdoor stadium, reaching 142.2 decibels and breaking the old record of 137.6 decibels set by Seattle Seahawks fans at Century Link Field in 2013. Three touchdowns in the contest from RB Jamaal Charles garnered him AFC Offensive Player of the Week honors.

Kansas City went into the bye week with a 2-3 record before a victory at San Diego (10/19) in which Charles broke Priest Holmes' franchise career rushing record of 6,070 yards on a 16-yard touchdown run. The win over the Chargers also began a five-game winning streak, culminating with a 24-20 victory at Arrowhead Stadium over the defending Super Bowl Champion Seattle Seahawks to improve to 7-3.

Following the Chiefs week 12 game at Oakland, S Eric Berry was diagnosed with Non-Hodgkin's lymphoma and was placed on the NFL list for the remainder of the season in order to begin his treatments. To support Berry's fight, Chiefs teammates designed Be Bold, Be Brave, Be Berry T-shirts for public purchase, with all proceeds going to the Leukemia & Lymphoma Society. In addition, Chiefs players and other players around the league also supported Berry's battle by wearing the T-shirts during pre-game warm-ups. Heading into the final game of the regular season against San Diego (12/28), the club still had postseason aspirations. Chiefs starting QB Alex Smith was ruled out prior to the game with a spleen injury, which allowed QB Chase Daniel to start his first game with the club since the season finale in San Diego in 2013. Daniel completed 16 of 27 passes for 157 yards and led the Chiefs to a 19-7 victory to end the regular season. However, a Baltimore victory over Cleveland eliminated the Chiefs from playing in the postseason for the second consecutive season. Off the field, the Chiefs made headlines when the NFL announced (11/6) that the club was selected to host a regular-season game overseas for the first time in franchise history. The Chiefs will take on the Detroit Lions in London on Nov. 1, 2015. The Week 8 contest will be part of the NFL's International Series played at Wembley Stadium, one of three NFL games taking place in the United Kingdom in 2015. Arrowhead Stadium played host to three college football games in 2014.

Langston University took on Lincoln University on Sept. 6, while the NAIA Gridiron Challenge doubleheader (10/11) featured MNU (Kan.) vs. Missouri Valley and Baker University vs. Benedictine.

In the second year of the Reid-Dorsey era, the Chiefs finished with a 9-7 record, their second straight winning season. With 11 wins in 2013 and nine wins in 2014, Chiefs Head Coach Andy Reid's 20 total wins gave him the most wins by a coach in his first two seasons in team history, passing Marty Schottenheimer's 19-win total in 1989 and 1990. Reid's .625 (20-12) winning percentage also marks the best by a head coach in team history through his first two seasons.

After the season, a total of four Chiefs were voted and participated in the annual Pro Bowl: RB Jamaal Charles, LB Tamba Hali, LB Justin Houston and DT Dontari Poe. All four players made return trips to the NFL's All-Star game after participating in 2013.

LB Justin Houston had one of the greatest single season performances in team history in 2014. Houston recorded 22.0 sacks, which led the league and also fell one sack short of passing Michael Strahan (22.5 sacks) for the most sacks in a single season in NFL history. The total also surpassed former Chiefs great Derrick Thomas' compilation of 20 sacks in 1990, a record that stood for more than 20 years. Houston was named to the 2014 AP All-Pro first team after the season.

The Chiefs went 4-0 against the AFC East in 2014, the third time in the last five years that the Chiefs have swept a division in one season (2010 - NFC West, 2013 - NFC East).

BE BOLD. BE BRAVE. BE BERRY

Before the Chiefs game at Arizona on Sunday, Dec. 7, 2014, a number of Cardinals players and coaches wore the "Be Bold. Be Brave. Be Berry." T-shirt in support of Chiefs safety Eric Berry, who was put on the non-football illness list after being diagnosed with Non-Hodgkin's lymphoma. Cardinals head coach Bruce Arians (below) also wore the shirt in support of the Chiefs Pro Bowl safety. In addition, Cardinals president Michael Bidwill made a \$10,000 donation to the Eric Berry Foundation, only further showing the fraternity of the NFL and the support the teams have for one another.



2015 — On Jan. 15, the Board of Governors at Missouri Western State University announced they had approved a contract amendment that will keep the summer training camp of the Kansas City Chiefs at the school in St. Joseph for three more years, through 2017.

On Saturday, Jan. 31, it was announced that former Chiefs G Will Shields would be inducted into the Pro Football Hall of Fame. Shields becomes the 11th longtime member of the Kansas City Chiefs to be enshrined.

On Saturday, Feb. 28 The Committee of 101 hosted the 45th 101 Awards at the Westin Crown Center Hotel in Kansas City. It was announced that former cornerback Gary Green would be the 2015 inductee into the Chiefs Hall of Fame. Green, who earned All-Pro honors three consecutive years with the club (1981-83), is the 45th player to earn the coveted honor. The Committee also recognized Justin Houston as the winner of the Derrick Thomas Award, given to the team's most valuable player, and De'Anthony Thomas as the winner of the Mack Lee Hill Award, granted to the team's top rookie or first-year performer.

The Chiefs kicked off free agency on Mar. 11 when they signed WR Jeremy Maclin. The former Eagles wide receiver spent the first four years of his career with Chiefs Head Coach Andy Reid in Philadelphia. The Chiefs also signed veteran free agents G Paul Fanaika and S Tyvon Branch and acquired G Ben Grubbs in a trade with New Orleans.

Arrowhead Stadium hosted its first non-Chiefs event in 2015 by holding an international friendly soccer match between Mexico and Paraguay on Mar. 31. Arrowhead Events LLC also announced the venue will play host to three concerts in the summer of 2015: the Rolling Stones - June 27; One Direction - July 28; Kenny Chesney - Aug. 1. The American Royal's World Series of Barbecue will also move to Arrowhead Stadium from Oct. 1-4 in preparation for the biggest barbecue in Kansas City history. On Nov. 14, Arrowhead will serve as the site for the Missouri-BYU college football game. It will be the first Division I college football game at Arrowhead since Missouri defeated Kansas in the Border Showdown in 2011.

The 2015 Chiefs got off to a hot start, winning all four of its preseason games for the first time since the four-game preseason schedule was installed in 1978 and the first time the club went undefeated in the preseason since 1969, when the team went 6-0 en route to winning Super Bowl IV.

After opening the season with a 27-20 victory in Houston (9/13), which saw rookie CB Marcus Peters record an interception on the very first pass and very first play he saw in his NFL career, the Chiefs and the NFL community received an enormous boost on Thursday Night Football when S Eric Berry made his Arrowhead Stadium return vs. Denver (9/17) for the first time since being diagnosed with Hodgkin's Lymphoma during the previous season. Additionally, Marcus Peters returned a Peyton Manning interception 55 yards for a touchdown, marking his second interception in as many weeks in his rookie season. However, the contest against the Broncos was the first in a five-game losing streak for the Chiefs - with four of Kansas City's opponents advancing to the postseason.

Kansas City turned its season around against Pittsburgh (10/25) at Arrowhead, with the help of RB Charcandrick West - who was filling in for Jamaal Charles, who was lost for the season with a torn ACL - who rushed for 110 yards and a touchdown on the afternoon. The victory against the Steelers would turn out to be the beginning of a franchise-record 10-game winning streak for the Chiefs.

The Chiefs victory over the Steelers was followed up by a trip across the pond to face the Lions (11/1) at London's Wembley Stadium. Kansas City's 45-10 victory tied an International Series record for most points scored by one team. Following the bye week, Kansas City traveled to Denver (11/15) to face the Broncos, where they would secure the team's first victory in Denver since the final week of the 2011-12 season. Marcus Peters continued his stellar rookie campaign, picking off Broncos QB Peyton Manning's first attempt of the game. The lone bright spot for the Broncos came in the first quarter when Manning broke the NFL's record for career passing yards. Following the stoppage of play, Chiefs defenders intercepted Manning and backup quarterback Brock Osweiler four more times in the game, including an interception by Eric Berry, adding another great note to his already storybook return from Hodgkin's Lymphoma.

Kansas City's defeat of Denver was the third of 10-consecutive wins that would turn the season around after a rocky start. The 10-straight victories also set a franchise record for most victories to end a season, surpassing the previous mark of six, set in 1997. The streak helped the Chiefs finish 11-5 and earn a spot in the playoffs for the second time under Reid.

The Chiefs regular season saw players set numerous team and NFL records. QB Alex Smith threw 312 consecutive pass attempts without an interception, the second-longest streak in NFL history. In a Week Three matchup at Green Bay, LB Derrick Johnson broke Gary Spani's team record for most career tackles. Newcomer Jeremy Maclin set the Chiefs single-season record for most receptions by a wide receiver with 87 and rookie CB Marcus Peters set numerous records, including most interceptions by a rookie, with eight, most passes defended, with 26; his two interception returns for touchdowns tied a Chiefs rookie record and his 280 INT return yards were the most in franchise history and the ninth-most in NFL history. Additionally, Peters became the 14th rookie in club history to start all 16 games.

2016 — The Chiefs returned to Houston, the site of their most recent playoff victory, where they faced the Texans (1/9) in the first round of the AFC playoffs. The game got off to a blistering start when Knile Davis ran the opening kickoff back 106 yards for a touchdown. The 106-yard return was the longest in AFC Wild Card postseason history and the second-longest in NFL postseason history. Kansas City's defense forced five Houston turnovers in the game, en route to a 30-0 victory. Not only was it the first postseason victory by the Chiefs since 1994, it was the first shutout in the franchise's postseason history.

Kansas City then traveled to New England (1/16), where it fell to the Patriots 27-20, ending the most successful season in the Reid-Dorsey era in Kansas City.

Following the season, the Chiefs had six players - Eric Berry, Tamba Hali, Justin Houston, Derrick Johnson, Travis Kelce and Marcus Peters - in addition to the entire coaching staff, play in the Pro Bowl. The team also saw two of its defenders take home postseason honors, with Marcus Peters taking home the AP's Defensive Rookie of the Year Award as well as Eric Berry's courageous season and story be acknowledged with the NFL's Comeback Player of the Year award.

Chiefs Logo History



An Inspiration



Texans Helmet



1960

During the team's three-year stint as the American Football League's Dallas Texans from 1960-62, the club's helmet logo featured the state of Texas in white with a gold star situated on the club's home base in Dallas. Founder Lamar Hunt "borrowed" that concept from the '52 Dallas Texans, a totally-unrelated NFL franchise that spent one undistinguished season playing in the Lone Star State before resurfacing as the Baltimore Colts in '53.

Prior to the inaugural AFL season in '60, Hunt's Texans were represented by a whirling, spur-clad, 10-gallon-hat-wearing character that was featured on various promotional items. That logo eventually gave way to a more polished football-toting gunslinger set over the state of Texas, a design created by Bob Taylor, a cartoonist for the now-defunct Dallas Times-Herald. Although never part of the club's uniform, Taylor's updated Texans logo adorned everything from the club's stationery to the billboard outside the team's offices.

When the franchise moved to Kansas City in '63, Taylor was commissioned to produce a new logo that remained strikingly similar to his original incarnation. Taylor's new rendition featured a Native American figure running with the same stride and holding the pigskin in the same manner as the gunslinger with the states of Missouri, Kansas, Nebraska, Oklahoma, Iowa and Arkansas serving as his backdrop. This logo was utilized prominently during the '60s and was affixed to the club's Swope Park headquarters on 63rd Street before the club moved to Arrowhead in '72.

A new design for the Chiefs helmet logo was also in order upon the franchise's move to Mid-America. Hunt went back to the drawing board, seeking to give his franchise a logo that would once again provide an easily-recognizable link to its home locale. Hunt's initial sketches, some of which were done on a napkin on a flight from Dallas to Kansas City, began with an interlocking "KC" inside a circle or an oval. That look was eventually refined to feature those intertwined letters inside an arrowhead. The resulting finished product remains one of the most distinctive logos in all of sports and has been proudly utilized by the team for more than 40 years.



1960-62



Circa 1960s



1963-present

Chiefs Uniform History



1959 — At one of the initial organizational meetings of the American Football League in late '59 - before the teams even had any players or coaches - the AFL owners choose their team colors. Lamar Hunt desires Columbia Blue and Orange for his Dallas Texans franchise. But before Hunt or any other owner can make a selection, Houston's Bud Adams claims Columbia Blue for his Oilers franchise. Hunt reverts to Red and Gold for the Texans, which remains the primary color scheme for the Chiefs to this day.




Lamar Hunt greets Bud Adams - sporting a "Columbia Blue" blazer - prior to the '62 AFL Championship Game. Hunt would lose the battle for "Columbia Blue," but his Texans would beat the Oilers in double OT for the '62 AFL title.



1960-62 — The Texans take the field for the AFL's inaugural season in '60 sporting red helmets with gray facemasks. The helmet features the state of Texas in white with a gold star situated on Dallas. Home jerseys are solid red featuring white numerals, white "TV" numerals on the sleeves and white lettering, all trimmed in gold. Road jerseys are white with red numerals, red "TV" numerals on the sleeves and red lettering, all of which are bordered by thin gold trim. Both jerseys are a cloth design, featuring three-quarter sleeves with stitched "tackle twill" numerals and letters. The team wears white pants featuring vertical stripes of red, gold and red. Socks are red on top, white on the bottom with alternating stripes at the calf of white, red, gold, red and white. Although several minor changes are made to the stripe width over the years, the primary sock design remains relatively consistent to the present day.

The helmet features the state of Texas in white with a gold star situated on Dallas. Home jerseys are solid red featuring white numerals, white "TV" numerals on the sleeves and white lettering, all trimmed in gold. Road jerseys are white with red numerals, red "TV" numerals on the sleeves and red lettering, all of which are bordered by thin gold trim. Both jerseys are a cloth design, featuring three-quarter sleeves with stitched "tackle twill" numerals and letters. The team wears white pants featuring vertical stripes of red, gold and red. Socks are red on top, white on the bottom with alternating stripes at the calf of white, red, gold, red and white. Although several minor changes are made to the stripe width over the years, the primary sock design remains relatively consistent to the present day.

1963-67 — The Texans move to Kansas City in '63. Hunt and Head Coach Hank Stram initially plan on calling the relocated team the "Kansas City Texans." However, General Manager Jack Steadman wisely convinces the duo to change the franchise's nickname to "Chiefs." The club's uniform remains virtually unchanged, with the exception of the helmet logo. The state of Texas is replaced on the headgear by a design originally sketched by Hunt on a napkin. Hunt's inspiration for the interlocking "KC" design was the "SF" inside of an oval on San Francisco's helmets. Kansas City's overlapping initials appear inside a white arrowhead instead of an oval and are surrounded by a thin black outline. The result is one of the most distinctive helmets in all of football.



Texans DT Jerry Mays (75) and QB Len Dawson (16) pose along with head coach Hank Stram in '65 sporting the home jerseys the club wore from '60-67. Note the rolled-up sleeves and the barely visible gold trim.

1968 — The most dramatic changes to the Chiefs uniform come in '68. Head Coach Hank Stram prefers more red in the club's road attire and orders red pants to go with the team's white road jerseys. Stram asserts that the red pants will match the red numerals on the white road jerseys. While Stram's fashion sense is never in question, some in the organization theorize that the superstitious Stram really wants to part ways with the white pants because the club lost Super Bowl I while wearing them. No matter the logic, the white pants are not seen again during the Stram era. The club's new red pants feature alternating vertical stripes of white, red, gold, red and white and are paired with predominantly white socks that feature striping of red, gold and red at the calf. Alterations are also made to the club's jerseys at this time. Sleeves are shortened from three-quarter length to their present-day short-sleeve status. Stripes are also introduced on the bottom of the sleeves, where they still reside. Red jerseys feature white, gold and white stripes on the sleeves, while the club's white jerseys receive red, gold and red stripes.

1969 — Following a victory in the AFL Championship Game, Stram orders new red jerseys to be worn in Super Bowl IV and they are delivered just days before the game. Stram also directs Equipment Manager Bobby Yarborough to have all the helmets repainted before the Super Bowl but relents after players insist on wearing their "battle-scarred" headgear. The "AFL-10" patch worn on the left shoulder of Kansas City's jerseys in Super Bowl IV is the collaborative effort of AFL President Milt Woodard and longtime AFL fan Angelo Coniglio. During the entire '69 season, all NFL teams wear an "NFL-50" patch which commemorates the NFL's 50th Anniversary season. At the suggestion of Coniglio, Woodard counters by designing and implementing a patch of his own to celebrate the 10-year existence of the AFL, which is proudly worn by the Chiefs on behalf of the entire AFL in their 23-7 victory vs. Minnesota (1/11/70).




AFL-10 Patch

1970 — Following Super Bowl IV, the team's cloth jerseys dating back to the franchise's days in Dallas give way to a more breathable mesh fabric. Heat-transfer numerals and letters replace sewn-on "tackle twill" characters. The style of the numerals and letters changes slightly. The characters decrease in size, while the gold trim around both the numerals and letters expands to become

more visible. Jersey numerals remain this size before eventually returning to larger proportions

1974 — The club's facemask changes from gray to white. A change in manufacturers results in a slightly smaller arrowhead logo on the helmet with a thicker black border compared to the design of the '60s.



QB Steve Fuller was part of a Chiefs squad that wore white jerseys at home for a brief stretch during the Marv Levy era.

1979-80 — During the Marv Levy era, the club experiments with white jerseys and red pants at home. Several other NFL teams - most notably Dallas - had adopted the practice of wearing white at home. The fact that Lamar Hunt's hometown team had popularized the practice may have led the Chiefs Founder to depart from the club's traditional home uniform configuration. However, the trial is short-lived and by '81, the club reverts back to its traditional red jersey, white pants arrangement at Arrowhead.

1983 — The Chiefs wear a circular patch on their left upper chest bearing a gold eagle and the number 37 in memory of RB Joe Delaney who drowned on June 29th in Monroe, La., after trying to save the lives of three youngsters.

1984 — The original eight American Football League teams all wear circular "Silver Anniversary" patches on the upper left chest of their jerseys commemorating the 25th anniversary of the AFL and their respective franchises. Kansas City's patch features the Chiefs helmet and the AFL logo.



Silver Anniversary Patch

1989 — The arrival of Head Coach Marty Schottenheimer signals the club's most dramatic uniform change in over 20 years. Schottenheimer asks and receives permission from Hunt to revert back to white pants on the road, a "white-on-white" look that had not been utilized by the Chiefs since '67. White belts also return to the club's pants after using red belts at various periods of the '70s and '80s. Kansas City reintroduces the white pants at Denver (9/10/89) and maintains this look on the road through the '99 season.



Joe Delaney Patch

1991 — A sticker bearing the American Flag adorns the back of all NFL helmets to honor troops fighting in the Gulf War. The NFL Shield becomes a standard part of all NFL uniforms, appearing on the back of helmets, on the "v" of jerseys and on the left hip of pants.

1992 — The club wears a black panel with the white initials "WWD" on the upper left chest of its jersey in memory of Director of Player Personnel Whitey Dovell, who passed away on May 11th. The team also paints the number "86" on the field at Arrowhead Stadium to honor the memory of Hall of Fame DT Buck Buchanan, who passed away on July 16th.



WWD Patch

1994 — Solid fabric jerseys complete with "tackle twill" numerals and letters return, taking the place of mesh jerseys and heat-transfer characters. All NFL teams wear "NFL Diamond Anniversary" patches on their left upper chest in honor of the league's 75th season. The Chiefs also wear a "35th Anniversary" patch on their right upper chest in celebration of the franchise's 35th season. The patch features the AFL, Texans and Chiefs logos. It marks the first time in team history the club has worn two different patches in the same season. Kansas City also wears "Throwback" uniforms - replicas of the club's '63 attire - for games at Atlanta (9/18/94) and vs. St. Louis (9/25/94).



35th Anniversary Patch



75th Anniversary Patch



40th Anniversary Patch

1999 — The club wears a "40th Anniversary" patch in honor of the franchise's 40th season. The patch features the AFL and Chiefs logos.

2000 — The Chiefs wear a circular sticker bearing the number "58" on the back of their helmets in memory of LB Derrick Thomas, who passed away on February 8th. Ever mindful of Stram's legacy and the franchise's glory days, Head Coach Gunther Cunningham receives Hunt's blessing to revert back to the red pants on the road. The resurrected red pants debut in a 23-22 win at Denver (9/24/00) and remain part of the club's road attire.




58 Sticker

2001 — A sticker bearing the American Flag returns to the back of all NFL helmets following the terrorist attacks of September 11th. The flag reappears on Chiefs helmets vs. the N.Y. Giants (9/23/01) and remains there to this day.




U.S. Flag Sticker

2002 — The Chiefs wear a "40th Anniversary in Kansas City" patch vs. Oakland (10/27/02),



DT Buck Buchanan displays the club's road uniform of the '70s. Note the white facemask, red pants and heat-transfer numerals.



RB Marcus Allen (32), DE Neil Smith (90), T John Alt (76), QB Joe Montana (19) and LB Derrick Thomas (58) represented the Chiefs in the Pro Bowl following the '93 season. These '94 jerseys were

the first uniforms in team history to feature a pair of commemorative patches. Note that Smith, Alt and Thomas have made their own "fashion statements" by rolling up their sleeves. Three members of this quintet (Allen, Montana and Thomas) are in the Pro Football Hall of Fame, while Alt and Smith are all enshrined in the Chiefs Hall of Fame.

commemorating the franchise's 40th season in Mid-America. "The Scout" - Kansas City's most recognizable civic icon - is prominently featured on the patch along with Kansas City's downtown skyline. The NFL Equipment Shield replaces the NFL Shield on jerseys and pants.



Pat Tillman
Sticker

2004 — The Chiefs wear a "40" decal on their helmets vs. Carolina (9/19/04) in honor of former Arizona Cardinals S Pat Tillman. Tillman left the Cardinals prior to the 2002 season and became a member of the elite Army Ranger unit. He was killed in the line of duty serving his country in Afghanistan on April 22, 2004.



Hank Stram
Sticker

2005 — The Chiefs wear a circular sticker on their helmets all season bearing the initials "HS" in honor of Hall of Fame Head Coach Hank Stram who passed away on July 4th. Stram compiled a 124-76-10 regular season record as the head coach of the Dallas Texans and the Kansas City Chiefs from '60-74. He guided the franchise to four AFL titles, two Super Bowl appearances and a victory in Super Bowl IV. One of the most distinguished gentlemen and unique personalities in pro football history, Stram's legacy was remembered all season with the "HS" decal. All NFL teams wear a "Fútbol Americano" decal on their helmets on the weekend of October 2nd to mark the NFL's first regular season game played outside of the United States. Arizona defeated San Francisco by a 31-14 margin in that contest played at Mexico City's Estadio Azteca.



Fútbol Americano
Sticker

2006 — The Chiefs wear white jerseys and white pants on Opening Day vs. Cincinnati (9/10) in an effort to make the Bengals wear their dark uniforms on a potentially hot and muggy day. It marks the first time that even Founder Lamar Hunt can recall the club wearing the white-on-white uniform combination at home. The most recent time the club had dressed in such attire was in a road contest at Seattle (12/26/99). It was also the first time that the Chiefs had donned white jerseys at home since '80. While the premise is sound, the weather conditions aren't a factor in the contest with a kickoff temperature of 67 degrees under cloudy skies.



Lamar Hunt
Sticker

After the passing of Hunt on December 13th, the Chiefs utilize a helmet decal for the remainder of the season bearing the initials "LH" to honor the franchise's Founder. Kansas City first wears the helmet decal at San Diego (12/17). The club also reverts to the white jersey/white pants combination for its final two regular season road games and its postseason contest at Indianapolis (1/6/07). The move is in part to honor Hunt, who appreciated the "classic" look of that uniform combination.

2007 — Clark Hunt commissions a patch that the Chiefs wore on their uniforms in 2007 to honor his father's memory. The design of the patch is historically significant. The patch prominently features the American Football League logo to serve as a reminder of Hunt's formation of the AFL and the lasting impact the American Football League has made on the game of professional football. True to Hunt's



Lamar Hunt
Patch



Sean Taylor
Sticker

humble spirit, the letters "LH" are subtly displayed on the patch, symbolizing the fact that the Chiefs Founder always put the best interests of the league ahead of his own. The patch is affixed on the left chest of both Kansas City's home and away jerseys, meaning this piece of woven symbolism will always be over the heart of every Chiefs player. Beginning with a game vs. San Diego (12/2/07), the Chiefs and other NFL teams wear a #21 decal on their helmets for the final five games of the season to honor Washington Redskins S Sean Taylor. Taylor, who was coming off a Pro Bowl season in 2006 was killed in his home in Miami on November 26th.

2008 — On January 31st, Clark Hunt announces that the Lamar Hunt patch will become a permanent part of the Chiefs uniform, beginning with the 2008 NFL season. All NFL teams wear a patch to honor the late Hall of Fame G Gene Upshaw on Kickoff Weekend. The former Executive Director of the NFL Players Association passed away on August 20th. Beginning with the Chiefs contest the following week vs. Oakland (9/14), a decal bearing Upshaw's initials is worn on all helmets for the remainder of the season.



Gene Upshaw
Sticker



50th Anniversary
Patch

2009 — On April 14th, the Chiefs unveil their "50th Anniversary" patch that was worn on the club's jerseys for 13 games in 2009. The patch features a gold 50, as well as a Chiefs logo and an outline of the State of Texas, representing the only two logos that have ever appeared on the franchise's helmets. Kansas City wears replicas of the club's '62 Dallas Texans attire for AFL Legacy Games vs. Dallas (10/11), vs. San Diego (10/25) and at Oakland (11/15). The look is completed with replica Texans helmets that feature gray facemasks and a Texas-shaped decal with a gold star on Dallas. Jerseys for these three AFL Rivalry games feature a special "AFL 50th Anniversary" patch, featuring the original American Football League logo.



AFL 50th
Anniversary Patch

2012 — On April 3rd, Nike became the National Football League's exclusive maker of licensed on-field apparel. With the transition to Nike, the club made a few changes to the looks of the traditional Chiefs uniforms. The numbers on the new uniforms moved from the jersey sleeve to the top of the shoulder while the traditional stripe on the sleeve increased in thickness.

2013 — As a sign of new energy at Arrowhead Stadium, Head Coach Andy Reid receives permission from Chairman and CEO Clark Hunt to have the team wear red pants with its home red tops in the 2013 home opener against Dallas (9/15). It marks the first time in franchise history that the team wore the red-on-red uniform combination.

2015 — For the team's final four regular season games, the Chiefs wore white jerseys with white pants and red socks for the first time since 1994. It was the first time the team wore white pants and white jerseys in the regular season since Week 10 in 2012. The Chiefs also brought back the "C" patches for the two postseason games for the first time since the 2013 postseason.

RED-ON-RED UNIFORM HISTORY

DATE	OPPONENT	RESULT
9/15/2013	vs. Dallas	W, 17-16
9/29/2014	vs. New England	W, 41-14
11/30/2014	vs. Denver	L, 16-29



Chiefs S Eric Berry enters the field in the Chiefs all-red home uniforms during player introductions prior to kickoff.

"I love the red-on-red, that was a big deal. It was a surprise. Coach came in with a picture of it and we were so excited when we found out we were wearing all red. I think that added a little more

energy to us coming out and playing," Berry said after the game.



Lamar Hunt left an indelible mark on professional football. While Hunt made many lasting contributions to the game, part of his legacy will be his "accidental" naming of pro football's most important contest, the Super Bowl. As the story has been told and retold over the years, some of the facts have gotten lost along the way. Here are some of the most important elements of the tale in how the Super Bowl got its name...

-After the AFL-NFL merger was announced in June of 1966, Commissioner Pete Rozelle appointed a committee consisting of himself, Lamar Hunt (Kansas City), Tex Schramm (Dallas) and two other owners from each league (AFL & NFL) to firm up the details of the merger agreement.



Pete Rozelle and Lamar Hunt both played pivotal roles in shaping professional football.

-At one of those initial merger meetings, there was a discussion about the date of the game. As the committee discussed the championship game (which ultimately became referenced as the Super Bowl), there was some confusion on whether the parties were discussing the respective AFL and NFL title games or the game between the two leagues. It was then that Hunt first recalled saying, "You know, the last game, the final game . . . the Super Bowl."

-The "inspiration" for Hunt's whimsical suggestion was the high-bouncing "Super Ball" produced by the Wham-O company. Lamar's wife, Norma, had previously purchased one for each of the Hunt children (Lamar, Jr., Clark and Sharron) and the toy had become somewhat of a craze in the Hunt household and many other homes across the country.

- Hunt was later quoted as saying, "Nobody ever said let's make that the name of the game. Far from it, we all agreed it was far too corny to be the name of the new title game."

- In a letter from Hunt to Rozelle on July 25, 1966, Hunt urged the commissioner to "coin a phrase" for the title game between the two leagues. In the letter, Hunt said, "I have kiddingly called it the Super Bowl, which can obviously be improved upon."

- Rozelle agreed with Hunt's suggestion since he had a particular disdain for the term "super." According to longtime NFL executive Don Weiss, Rozelle was a former PR man who had a keen appreciation of grammar. In Rozelle's book, "super" was the equivalent of "gee whiz" or "neat." He believed that the term "Super Bowl" had no sophistication whatsoever.

- Rozelle was initially inclined to call the game the "Pro Bowl," but that moniker was already assigned to the NFL's annual all-star contest.

- In the years leading up to the merger, many members of the media had billed a possible championship match-up between the two rival leagues as a "World Series of Football," but Rozelle clearly did not want to have his game associated with baseball.

- After much consternation and debate, Rozelle eventually dubbed the title contest between the two leagues as "The AFL-NFL World Championship Game." However, Hunt's whimsical, off-the-cuff comment had taken root. In the weeks leading up to the game, headline writers had already adapted Hunt's two-word title over the much more verbose official moniker for the game. The TV networks billed the game as "Super Sunday" and even NFL Films tagged their film reels as being designated for the "Super Bowl."

- After the first two "AFL-NFL World Championship Games," the term "Super Bowl" was officially adopted by Commissioner Rozelle and the NFL. The first game to officially be designated as the Super Bowl at the time it was played was Super Bowl III between the AFL's Jets and the NFL's Colts. The first two championship games were retroactively named Super Bowls I & II.



Hank Stram and Vince Lombardi exchange pleasantries prior to Super Bowl I.

Note: Information and accounts from various sources were used in this synopsis, including an article from the Super Bowl XL game program by Michael MacCambridge entitled: "The Start of Something Super."



YEAR-BY-YEAR RESULTS

Year	Rec.	Head Coach	Division Finish	Year	Rec.	Head Coach	Division Finish
1960	8-6	Hank Stram	2nd AFL West	1988	4-11-1	Frank Gansz	5th AFC West
1961	6-8	Hank Stram	2nd AFL West	1989	8-7-1	Marty Schottenheimer	2nd AFC West
1962	11-3	Hank Stram	1st AFL West	1990	11-5	Marty Schottenheimer	2nd AFC West
1963	5-7-2	Hank Stram	3rd AFL West	1991	10-6	Marty Schottenheimer	2nd AFC West
1964	7-7	Hank Stram	2nd AFL West	1992	10-6	Marty Schottenheimer	2nd AFC West
1965	7-5-2	Hank Stram	3rd AFL West	1993	11-5	Marty Schottenheimer	1st AFC West
1966	11-2-1	Hank Stram	1st AFL West	1994	9-7	Marty Schottenheimer	2nd AFC West
1967	9-5	Hank Stram	2nd AFL West	1995	13-3	Marty Schottenheimer	1st AFC West
1968	12-2	Hank Stram	1st AFL West	1996	9-7	Marty Schottenheimer	2nd AFC West
1969	11-3	Hank Stram	2nd AFL West	1997	13-3	Marty Schottenheimer	1st AFC West
1970	7-5-2	Hank Stram	2nd AFC West	1998	7-9	Marty Schottenheimer	4th AFC West
1971	10-3-1	Hank Stram	1st AFC West	1999	9-7	Gunther Cunningham	2nd AFC West
1972	8-6	Hank Stram	2nd AFC West	2000	7-9	Gunther Cunningham	3rd AFC West
1973	7-5-2	Hank Stram	2nd AFC West	2001	6-10	Dick Vermeil	4th AFC West
1974	5-9	Hank Stram	3rd AFC West	2002	8-8	Dick Vermeil	4th AFC West
1975	5-9	Paul Wiggin	3rd AFC West	2003	13-3	Dick Vermeil	1st AFC West
1976	5-9	Paul Wiggin	4th AFC West	2004	7-9	Dick Vermeil	3rd AFC West
1977	2-12	Paul Wiggin (1-6) Tom Bettis (1-6)*	5th AFC West	2005	10-6	Dick Vermeil	2nd AFC West
1978	4-12	Marv Levy	5th AFC West	2006	9-7	Herm Edwards	2nd AFC West
1979	7-9	Marv Levy	5th AFC West	2007	4-12	Herm Edwards	3rd AFC West
1980	8-8	Marv Levy	3rd AFC West	2008	2-14	Herm Edwards	4th AFC West
1981	9-7	Marv Levy	3rd AFC West	2009	4-12	Todd Haley	4th AFC West
1982	3-6	Marv Levy	4th AFC West	2010	10-6	Todd Haley	1st AFC West
1983	6-10	John Mackovic	5th AFC West	2011	7-9	Todd Haley (5-8) Romeo Crennel (2-1)**	4th AFC West
1984	8-8	John Mackovic	4th AFC West	2012	2-14	Romeo Crennel	4th AFC West
1985	6-10	John Mackovic	5th AFC West	2013	11-5	Andy Reid	2nd AFC West
1986	10-6	John Mackovic	2nd AFC West	2014	9-7	Andy Reid	2nd AFC West
1987	4-11	Frank Gansz	5th AFC West	2015	11-5	Andy Reid	2nd AFC West

*Bettis replaced Wiggin after seven games in '77.

**Crennel replaced Haley after 13 games in '11.

HEAD COACHING HISTORY



Andy Reid

Hired: January 4, 2013

Chiefs Head Coach: 4th Season

NFL Head Coach: 18th Season

Chiefs Reg. Season Record: 31-17 (.646)

Chiefs Postseason Record: 1-2 (.333)

NFL Reg. Season Record: 161-110-1 (.594)

NFL Postseason Record: 11-11 (.500)

Total NFL Record: 172-121-1 (.589)



Hank Stram

1960-74

124-76-10 (.614)



Paul Wiggin

1975-77


11-24-0 (.314)



Tom Bettis

1977

1-6-0 (.143)



Marv Levy

1978-82


31-42-0 (.425)



John Mackovic

1983-86


30-34-0 (.469)



Frank Gansz

1987-88


8-22-1 (.274)



Marty Schottenheimer

1989-98

101-58-1 (.634)



Gunther Cunningham

1999-00


16-16-0 (.500)



Dick Vermeil

2001-05


44-36-0 (.550)



Herm Edwards

2006-08


15-33-0 (.313)



Todd Haley

2009-11

19-26-0 (.422)



Romeo Crennel

2011-2012

4-15-0 (.210)



Preseason (4-0)					
8/15	W	34-19	at Arizona	62,313	
8/21	W	14-13	SEATTLE	71,915	
8/28	W	34-10	TENNESSEE	69,813	
9/3	W	24-17	at St. Louis	376,616	
Regular Season (11-5)					
9/13	W	27-20	at Houston	71,776	
9/17	L	24-31	DENVER	76,404	
9/28	L	28-38	at Green Bay (Mon.)	78,214	
10/4	L	21-36	at Cincinnati	57,498	
10/11	L	17-18	CHICAGO	75,799	
10/18	L	10-16	at Minnesota	52,480	
10/25	W	23-13	PITTSBURGH	76,365	
11/1	W	45-10	DETROIT	83,624	
11/15	W	29-13	at Denver	76,973	
11/22	W	33-3	at San Diego	65,837	
11/29	W	30-22	BUFFALO	72,493	
12/6	W	34-20	at Oakland	55,010	
12/13	W	10-3	SAN DIEGO	72,314	
12/20	W	34-14	at Baltimore	70,791	
12/27	W	17-13	CLEVELAND	69,115	
1/3	W	23-17	OAKLAND	76,114	
AFC Wild Card Playoff Game					
1/9	W	30-0	at Houston	71,800	
AFC Divisional Playoff Game					
1/16	L	20-27	at New England	66,829	

Rushing	116	86
Passing	155	193
Penalty	32	34
3rd Down: Made/Att	76/119	72/217
3rd Down Pct.	38.2	33.2
4th Down: Made/Att	6/9	13/27
4th Down Pct.	66.7	48.1
TOTAL NET YARDS	5,299	5,269
Avg. Per Game	331.2	329.3
Total Plays	955	1,037
Avg. Per Play	5.5	5.1
NET YARDS RUSHING	2,044	1,571
Avg. Per Game	127.8	98.2
Total Rushes	436	383
NET YARDS PASSING	3,255	3,698
Avg. Per Game	203.4	231.1
Sacked/Yards Lost	46/238	47/290
Gross Yards	3,493	3,988
Att./Completions	473/310	607/349
Completion Pct.	65.5	57.5
Had Intercepted	7	22
PUNTS/AVERAGE	75/44.4	78/44.7
NET PUNTING AVG.	40.8	39.3
PENALTIES/YARDS	104/878	110/941
FUMBLES/BALL LOST	16/8	19/7
TOUCHDOWNS	45	34
Rushing/Passing	19/20	7/25
Defensive/Kicking Game	6	2
TIME OF POSSESSION	30:55	29:05

SCORE BY PERIODS	1	2	3	4	OT	Total
CHIEFS TOTAL	95	132	63	115	0	405
OPPONENTS	70	70	60	87	0	287

REGULAR STARTERS

OFFENSE

WR Jeremy Maclin
 LT Eric Fisher
 LG Jeff Allen
 C Mitch Morse
 RG Laurent Duvernay-Tardif
 RT Jah Reid
TE Travis Kelce
 TE Demetrius Harris
 WR Albert Wilson
 QB Alex Smith
 RB Charcandrick West
 K Cairo Santos

DEFENSE

LE Jaye Howard
 NT Dontari Poe
 RE Allen Bailey
 LOLB Justin Houston
LILB Derrick Johnson
 RILB Josh Mauga
ROLB Tamba Hali
LCB Marcus Peters
 RCB Sean Smith
 SS Ron Parker
 FS Eric Berry
 P Dustin Colquitt

PRO BOWLERS IN BOLD

INDIVIDUAL STATISTICS

PASSING

	Att.	Cmp.	Yds.	Pct.	TD	Int	LG	Rating
Smith	470	307	3,488	65.3	20	7	80t	95.4
Daniel	2	2	4	100.0	0	0	6	79.2
Santos	1	1	3	100.0	0	0	3	79.2
CHIEFS TOTAL	473	310	3,493	65.5	20	7	80T	95.4
Opp. Total	607	349	3,988	57.5	25	22	55t	76.0

PASS RECEIVING

	No.	Yds.	Avg.	LG	TD
Maclin	87	1,088	12.5	61	8
Kelce	72	875	12.2	42t	5
Wilson	35	451	12.9	44t	2
Charles	21	177	8.4	26	1
West	20	214	10.7	80t	1
Conley	17	199	11.7	44	1
Thomas	17	140	8.2	36	1
Avant	15	119	7.9	20	0
Harris	7	74	10.6	25	1
O'Shaughnessy	6	87	14.5	30	0
Ware	6	5	0.8	5	0
Sherman	4	34	8.5	18	0
Davis	2	24	12	12	0
B. Parker	1	6	6	6	0
CHIEFS TOTAL	310	3,493	11.3	80T	20
Opp. Total	349	3,988	11.4	55t	25

RUSHING

	No.	Yds.	Avg.	LG	TD
West	160	634	4.0	38t	4
A. Smith	84	498	5.9	49	2
Ware	72	403	5.6	52	6
Charles	71	364	5.1	34t	4
Davis	28	72	2.6	10	1
Thomas	9	34	3.8	13	1
Wilson	5	26	5.2	8	0
Maclin	3	14	4.7	18	0
Poe	1	1	1.0	1	1
Sherman	1	0	0.0	0	0
Daniel	2	-2	-1.0	-1	0
CHIEFS TOTAL	436	2,044	4.7	52	19
Opp. Total	383	1,571	4.1	42	7

TEAM LEADERS

Scoring: Cairo Santos 129 pts; 39 PATs, 30 FGs
INTs: Marcus Peters 8-280 yds.
Tackles: Derrick Johnson 116 (95 solo)
Sacks: Justin Houston 7.5 (54.0)
Punting: Dustin Colquitt 75-3,333 yds., 44.4 avg., 37 In 20, 62 LG
Punt Returns: De'Anthony Thomas 29-227 yds., 7.8 avg., 0 TDs
Kickoff Returns: Knile Davis 24-603 yds., 25.1 avg., 0 TDs

TEAM STATISTICS

	CHIEFS	OPP.
TOTAL FIRST DOWNS	303	313

AMERICAN CONFERENCE				NATIONAL CONFERENCE			
West Division				West Division			
W	L	TPct.		W	L	TPct.	
Denver	12	4	0.750	Arizona	13	3	0.813
Kansas City	11	5	0.688	Seattle	10	6	0.625
Oakland	7	9	0.438	St. Louis	7	9	0.438
San Diego	4	12	0.25	San Francisco	5	11	0.313
North Division				North Division			
W	L	TPct.		W	L	TPct.	
Cincinnati	12	4	>0.750	Minnesota	11	5	0.688
Pittsburgh	10	6	0.625	Green Bay	10	6	0.625
Baltimore	5	11	0.313	Detroit	7	9	0.438
Cleveland	3	13	0.188	Chicago	6	10	0.375
East Division				East Division			
W	L	TPct.		W	L	TPct.	
New England	12	4	0.750	Washington	9	7	0.563
N.Y. Jets	10	6	0.625	Philadelphia	7	9	0.438
Buffalo	8	8	0.500	N.Y. Giants	6	10	0.375
Miami	6	10	0.375	Dallas	4	12	0.250
South Division				South Division			
W	L	TPct.		W	L	TPct.	
Houston	9	7	0.563	Carolina	15	1	0.938
Indianapolis	8	8	0.500	Atlanta	8	8	0.500
Jacksonville	5	11	0.313	New Orleans	7	9	0.438
Tennessee	3	13	0.188	Tampa Bay	6	10	0.375
AFC Championship: Denver 20, New England 18							
NFC Championship: Carolina 49, Arizona 15							
Super Bowl 50: Denver 24, Carolina 10							



Preseason (1-3)				
8/7	W	41-39	CINCINNATI	70,951
8/17	L	16-28	at Carolina	70,035
8/23	L	12-30	MINNESOTA	73,442
8/28	L	14-34	at Green Bay	74,059
Regular Season (9-7)				
9/7	L	10-26	TENNESSEE	73,569
9/14	L	17-24	at Denver	76,900
9/21	W	34-15	at Miami	70,313
9/29	W	41-14	NEW ENGLAND	76,613
10/5	L	17-22	at San Francisco	70,799
10/19	W	23-20	at San Diego	65,260
10/26	W	34-7	ST. LOUIS	75,972
11/2	W	24-10	N.Y. JETS	74,127
11/9	W	17-13	at Buffalo	68,119
11/16	W	24-20	SEATTLE	76,463
11/20	L	20-24	at Oakland	52,865
11/30	L	16-29	DENVER	76,894
12/7	L	14-17	at Arizona	62,387
12/14	W	31-13	OAKLAND	72,153
12/21	L	12-20	at Pittsburgh	60,865
12/28	W	19-7	SAN DIEGO	73,952

3rd Down: Made/Att	80/201	79/216
3rd Down Pct.	39.8	36.6
4th Down: Made/Att	5/12	8/21
4th Down Pct.	41.7	38.1
TOTAL NET YARDS	5,100	5,288
Avg. Per Game	318.8	330.5
Total Plays	962	1,024
Avg. Per Play	5.3	5.2
NET YARDS RUSHING	1,918	2,036
Avg. Per Game	119.9	127.3
Total Rushes	420	433
NET YARDS PASSING	3,182	3,252
Avg. Per Game	198.9	203.3
Sacked/Yards Lost	49/246	46/253
Gross Yards	3,428	3,505
Att./Completions	493/320	545/318
Completion Pct.	64.9	58.3
Had Intercepted	6	6
PUNTS/AVERAGE	71/44.6	78/47.4
NET PUNTING AVG.	40.5	38.9
PENALTIES/YARDS	88/681	107/851
FUMBLES/BALL LOST	22/11	17/8
TOUCHDOWNS	40	26
Rushing/Passing	36	26
Defensive/Kicking Game	4	0
TIME OF POSSESSION	29:59	30:01

REGULAR STARTERS

OFFENSE		DEFENSE	
WR Dwayne Bowe	LE Jaye Howard	NT Dontari Poe	
LT Eric Fisher	NT Dontari Poe	RE Allen Bailey	
LG Mike McGlynn	RE Allen Bailey	LOLB Justin Houston	
C Rodney Hudson	LOLB Justin Houston	LILB Josh Mauga	
RG Zach Fulton	LILB Josh Mauga	RILB J-M Johnson	
RT Ryan Harris	RILB J-M Johnson	ROLB Tamba Hali	
TE Anthony Fasano	ROLB Tamba Hali	LCB Phillip Gaines	
FB Anthony Sherman	LCB Phillip Gaines	RCB Sean Smith	
TE Travis Kelce	RCB Sean Smith	SS Ron Parker	
QB Alex Smith	SS Ron Parker	FS Husain Abdullah	
RB Jamaal Charles	FS Husain Abdullah	P Dustin Colquitt	
K Cairo Santos	P Dustin Colquitt		

PRO BOWLERS IN BOLD

AMERICAN CONFERENCE		NATIONAL CONFERENCE	
West Division		West Division	
W L TPct.	W L TPct.	Seattle 12 4 0.750	
Denver 12 4 0.750		Arizona† 11 5 0.688	
Kansas City 9 7 0.563		San Francisco 8 8 0.500	
San Diego 9 7 0.563		St. Louis 6 100.375	
Oakland 3 130.188			
North Division		North Division	
W L TPct.	W L TPct.	Green Bay 12 4 0.750	
Pittsburgh 11 5 0.688		Detroit† 11 5 0.688	
Cincinnati† 10 5 1.656		Minnesota 7 9 0.438	
Baltimore† 10 6 0.625		Chicago 5 110.313	
Cleveland 7 9 0.438			
East Division		East Division	
W L TPct.	W L TPct.	Dallas 12 4 0.750	
New England 12 4 0.750		Philadelphia 10 6 0.625	
Buffalo 9 7 0.563		N.Y. Giants 6 100.375	
Miami 8 8 0.500		Washington 4 120.250	
N.Y. Jets 4 120.250			
South Division		South Division	
Indianapolis 11 5 0.688		Carolina 7 8 1.469	
Houston 9 7 0.563		New Orleans 7 9 0.438	
Jacksonville 3 130.188		Atlanta 6 100.375	
Tennessee 2 140.125		Tampa Bay 2 140.125	
AFC Championship: New England 45, Indianapolis 7			
NFC Championship: Seattle 28, Green Bay 22 (OT)			
Super Bowl XLIX: New England 28, Seattle 24			

TEAM STATISTICS

CHIEFS		OPP.
TOTAL FIRST DOWNS	309	310
Rushing	92	108
Passing	184	184
Penalty	33	18

SCORE BY PERIODS	1	2	3	4	OT	Total
CHIEFS TOTAL	61	107	77	108	0	353
OPPONENTS	58	103	69	51	0	281

INDIVIDUAL STATISTICS

PASSING								
	Att.	Cmp.	Yds.	Pct.	TD	Int	LG	Rating
Smith	464	303	3,265	65.3	18	6	70t	93.4
Daniel	28	16	157	57.1	0	0	30	73.1
Colquitt	1	1	6	100.0	0	0	6	91.7
CHIEFS TOTAL	493	320	3,428	64.9	18	6	70T	92.2
Opp. Total	545	318	3,505	58.3	22	6	48	86.4

PASS RECEIVING					
	No.	Yds.	Avg.	LG	TD
Kelce	67	862	12.9	34	5
Bowe	60	754	12.6	37	0
Charles	40	291	7.3	30t	5
Fasano	25	226	9.0	22	4
Thomas	23	156	6.8	30	0
Wilson	16	260	16.3	48	0
Davis	16	147	9.2	70t	1
Avery	15	176	11.7	27	0
Avant	13	152	11.7	41	0
Hemingway	12	108	9.0	17	0
Sherman	10	71	7.1	24	1
Jenkins	9	93	10.3	27	0
McKnight	6	64	10.7	26	2
Hammond Jr.	4	45	11.3	22	0
Harris	3	20	6.7	10	0
Supernaw	1	3	3.0	3	0
CHIEFS TOTAL	320	3,428	10.7	70T	18
Opp. Total	318	3,505	11.0	48	22

RUSHING					
	No.	Yds.	Avg.	LG	TD
Charles	206	1,033	5.0	63t	9
Davis	134	463	3.5	48	6
Smith	49	254	5.2	25	1
Thomas	14	113	8.1	26	1
Gray	8	31	3.9	6t	1
Daniel	4	15	3.8	9	0
Sherman	2	8	4.0	4	0
McKnight	1	3	3.0	3	0
Jenkins	2	-2	-1.0	0	0
CHIEFS TOTAL	420	1,918	4.6	63T	18
Opp. Total	433	2,036	4.7	90t	4

TEAM LEADERS

Scoring: Cairo Santos	113 pts; 38 PATs, 25 FGs
INTs: Kurt Coleman	3-12 yds.
Tackles: Josh Mauga	103 (82 solo)
Sacks: Justin Houston	22.0 (99.0)
Punting: Dustin Colquitt	71-3164 yds., 44.6 avg., 31 In 20, 69 LG
Punt Returns: De'Anthony Thomas	34-405 yds., 11.9 avg., 1 TD
Kickoff Returns: Knile Davis	29-829 yds., 28.6 avg., 1 TD

2013

KANSAS CITY CHIEFS



11-5 • 2ND AFC WEST • ANDY REID

Preseason (2-2)

8/9	L	13-17	at New Orleans	72,080
8/16	L	13-15	SAN FRANCISCO ..	64,434
8/24	W	26-20	at Pittsburgh	51,852
8/29	W	30-8	GREEN BAY	65,053

Regular Season (11-5)

9/8	W	28-2	at Jacksonville	59,416
9/15	W	17-16	DALLAS	76,952
9/19	W	26-16	at Philadelphia	69,144
9/29	W	31-7	N.Y. GIANTS	73,386
10/6	W	26-17	at Tennessee	69,143
10/13	W	24-7	OAKLAND	76,394
10/20	W	17-16	HOUSTON	74,118
10/27	W	23-17	CLEVELAND	74,307
11/3	W	23-13	at Buffalo	68,159
11/17	L	17-27	at Denver (N)	77,076
11/24	L	38-41	SAN DIEGO	75,259
12/1	L	28-35	DENVER	77,065
12/8	W	45-10	at Washington	56,247
12/15	W	56-31	at Oakland	49,571
12/22	L	7-23	INDIANAPOLIS	75,396
12/29	L	24-27 OT	at San Diego	66,374

AFC Wild Card Playoff Game

1/4	L	44-45	at Indianapolis	63,551
-----	---	-------	-----------------------	--------

REGULAR STARTERS

OFFENSE

WR Dwayne Bowe
LT Brandon Albert
 LG Jeff Allen
 C Rodney Hudson
 RG Geoff Schwartz
 RT Eric Fisher
 TE Anthony Fasano
WR Dexter McCluster
 WR Donnie Avery
QB Alex Smith
RB Jamaal Charles
 K Ryan Succop

DEFENSE

LE Tyson Jackson
NT Dontari Poe
 RE Mike DeVito
LOLB Justin Houston
 LILB Akeem Jordan
RILB Derrick Johnson
ROLB Tamba Hali
LCB Brandon Flowers
 RCB Sean Smith
SS Eric Berry
 FS Kendrick Lewis
 P Dustin Colquitt

PRO BOWLERS IN BOLD



West Division

W	L	TPct.
Denver	13	3 0.813
Kansas City†	11	5 0.688
San Diego†	9	7 0.563
Oakland	4	12 0.250

North Division

W	L	TPct.
Cincinnati	11	5 0.688
Pittsburgh	8	8 0.500
Baltimore	8	8 0.500
Cleveland	4	12 0.250

East Division

W	L	TPct.
New England	12	4 0.750
N.Y. Jets	8	8 0.500
Miami	8	8 0.500
Buffalo	6	10 0.375

South Division

Indianapolis	11	5 0.688
Tennessee	7	9 0.438
Jacksonville	4	12 0.250
Houston	2	14 0.125



West Division

W	L	TPct.
Seattle	13	3 0.813
San Francisco†	12	4 0.750
Arizona	10	6 0.625
St. Louis	7	9 0.438

North Division

W	L	TPct.
Green Bay	8	7 1.531
Chicago	8	8 0.500
Detroit	7	9 0.438
Minnesota	5	10 1.344

East Division

W	L	TPct.
Philadelphia	10	6 0.625
Dallas	8	8 0.500
N.Y. Giants	7	9 0.438
Washington	3	13 0.188

South Division

Carolina	12	4 0.750
New Orleans†	11	5 0.688
Atlanta	4	12 0.250
Tampa Bay	4	12 0.250

AFC Championship: Denver 26, New England 16

NFC Championship: Seattle 23, San Francisco 17

Super Bowl XLVIII: Seattle 43, Denver 8

TEAM STATISTICS

	CHIEFS	OPP.
TOTAL FIRST DOWNS	323	303
Rushing	110	88
Passing	179	189
Penalty	34	26
3rd Down: Made/Att	74/213	78/229
3rd Down Pct.	34.7	34.1
4th Down: Made/Att	4/11	9/18
4th Down Pct.	36.4	50.0
TOTAL NET YARDS	5,396	5,885
Avg. Per Game	337.3	367.8
Total Plays	1,029	1,067
Avg. Per Play	5.2	5.5
NET YARDS RUSHING	2,056	1,923
Avg. Per Game	128.5	120.2
Total Rushes	442	428
NET YARDS PASSING	3,340	3,962
Avg. Per Game	208.8	247.6
Sacked/Yards Lost	41/221	47/309
Gross Yards	3,561	4,271
Att./Completions	546/333	592/334
Completion Pct.	61.0	56.4
Had Intercepted	8	21
PUNTS/AVERAGE	89/45.3	87/46.6
NET PUNTING AVG.	39.4	37.7
PENALTIES/YARDS	101/774	112/852
FUMBLES/BALL LOST	21/10	22/15
TOUCHDOWNS	52	34
Rushing/Passing	41	34
Defensive/Kicking Game	11	0
TIME OF POSSESSION	30:43	29:17

SCORE BY PERIODS

	1	2	3	4	OT	Total
CHIEFS TOTAL	124	133	65	108	0	430
OPPONENTS	51	106	91	54	3	305

INDIVIDUAL STATISTICS

PASSING

	Att.	Cmp.	Yds.	Pct.	TD	Int	LG	Rating
Smith	508	308	3,313	60.6	23	7	71t	89.1
Daniel	38	25	248	65.8	1	1	48	81.9
CHIEFS TOTAL	546	333	3,561	61.0	24	8	71t	88.6
Opp. Total	592	334	4,271	56.4	25	21	77	78.5

PASS RECEIVING

Charles	70	693	9.9	71t	7
Bowe	57	673	11.8	34t	5
McCluster	53	511	9.6	43	2
Avery	40	596	14.9	51	2
McGrath	26	302	11.6	25	2
Fasano	23	200	8.7	20	3
Sherman	18	155	8.6	26	1
Hemingway	13	125	9.6	24	2
Davis	11	75	6.8	17	0
Jenkins	8	130	16.3	48	0
Gray	7	46	6.6	18	0
Brock	3	36	12.0	25	0
Hall	2	20	10.0	11	0
Gordon	1	3	3.0	3	0
Smith	1	-4	-4.0	-4	0
CHIEFS TOTAL	333	3,561	10.7	71t	24
Opp. Total	334	4,271	12.8	77	25

RUSHING

Charles	259	1,287	5.0	46	12
Smith	76	431	5.7	26	1
Davis	70	242	3.5	20	4
Daniel	14	52	3.7	29	0
Gray	9	24	2.7	9	0
Avery	2	6	3.0	4	0
Jenkins	2	6	3.0	5	0
McCluster	8	5	0.6	5	0
Sherman	2	3	1.5	2	0
CHIEFS TOTAL	442	2,056	4.7	46	17
Opp. Total	428	1,923	4.5	61	9

TEAM LEADERS

Scoring: Ryan Succop 118 pts; 52 PATs, 22 FGs
INTs: Quintin Demps 4-61 yds.
Tackles: Derrick Johnson 107 (95 solo)
Sacks: Tamba Hali/Justin Houston 11.0 (78.5)/11.0 (75.0)
Punting: Dustin Colquitt 87-4005 yds., 46.0 avg., 35 In 20, 65 LG
Punt Returns: Dexter McCluster 58-686 yds., 11.8 avg., 2 TDs
Kickoff Returns: Quintin Demps 33-992 yds., 30.1 avg., 1 TD



Preseason (1-3)				
10-Aug	W	27-17	ARIZONA	64,212
18-Aug	L	31-17	at St. Louis	53,272
24-Aug	L	44-14	SEATTLE	63,870
30-Aug	L	24-3	at Green Bay	67,999
Regular Season (2-14)				
9-Sep	L	24-40	ATLANTA	71,180
16-Sep	L	17-35	at Buffalo	69,402
23-Sep	W	27-24 OT	at New Orleans	72,226
30-Sep	L	37-20	SAN DIEGO	69,979
7-Oct	L	6-Sep	BALTIMORE	68,803
14-Oct	L	38-10	at Tampa Bay	46,500
28-Oct	L	26-16	OAKLAND	74,730
1-Nov	L	31-13	at San Diego	55,831
12-Nov	L	16-13 OT	at Pittsburgh	57,644
18-Nov	L	28-6	CINCINNATI	63,336
25-Nov	L	17-9	DENVER	74,244
2-Dec	W	27-21	CAROLINA	62,860
9-Dec	L	30-7	at Cleveland	62,422
16-Dec	L	15-0	at Oakland	51,446
23-Dec	L	20-13	INDIANAPOLIS	62,938
12/30	L	38-3	at Denver	76,502

3rd Down Pct.	33	39.1
4th Down: Made/Att	15-Jul	4-Mar
4th Down Pct.	46.7	75
TOTAL NET YARDS	5108	5704
Avg. Per Game	319.3	356.5
Total Plays	1015	973
Avg. Per Play	5	5.9
NET YARDS RUSHING	2395	2171
Avg. Per Game	149.7	135.7
Total Rushes	500	482
NET YARDS PASSING	2713	3533
Avg. Per Game	169.6	220.8
Sacked/Yards Lost	40/224	27/161
Gross Yards	2937	3694
Att./Completions	475/224	464/279
Completion Pct.	57.5	60.1
Had Intercepted	20	7
PUNTS/AVERAGE	83/46.8	74/46.8
NET PUNTING AVG.	40.8	39
PENALTIES/YARDS	92/733	81/670
FUMBLES/BALL LOST	26/17	19/6
TOUCHDOWNS	18	47
Rushing/Passing	8-Sep	29-Nov
Defensive/Kicking Game	Jan-00	Jul-00
TIME OF POSSESSION	20:02	29:58:00

REGULAR STARTERS

OFFENSE		DEFENSE	
WR Dwayne Bowe	LE Tyson Jackson	WR Dwayne Bowe	LE Tyson Jackson
LT Branden Albert	NT Dontari Poe	LT Branden Albert	NT Dontari Poe
LG Jeff Allen	RE Ropati Pitoitua	LG Jeff Allen	RE Ropati Pitoitua
C Ryan Lilja	LOLB Justin Houston	C Ryan Lilja	LOLB Justin Houston
RG Jon Asamoah	LILB Jovan Belcher	RG Jon Asamoah	LILB Jovan Belcher
RT Eric Winston	RILB Derrick Johnson	RT Eric Winston	RILB Derrick Johnson
TE Tony Moeaki	ROLB Tamba Hali	TE Tony Moeaki	ROLB Tamba Hali
WR Dexter McCluster	LCB Brandon Flowers	WR Dexter McCluster	LCB Brandon Flowers
QB Matt Cassel	RCB Javier Arenas	QB Matt Cassel	RCB Javier Arenas
Brady Quinn	SS Eric Berry	Brady Quinn	SS Eric Berry
TE Steve Maneri	FS Kendrick Lewis	TE Steve Maneri	FS Kendrick Lewis
RB Jamaal Charles	P Dustin Colquitt	RB Jamaal Charles	P Dustin Colquitt
K Ryan Succop		K Ryan Succop	

PRO BOWLERS IN BOLD

AMERICAN CONFERENCE		NATIONAL CONFERENCE	
West Division		West Division	
W L T Pct.	W L T Pct.	W L T Pct.	W L T Pct.
Denver 13 3 0 0.813	San Francisco 11 4 10.719	Seattle † 11 5 00.688	St. Louis 7 8 10.469
San Diego 7 9 00.438	Arizona 5 11 00.313		
Oakland 4 12 0 0.25			
Kansas City 2 14 00.125			
North Division		North Division	
W L T Pct.	W L T Pct.	W L T Pct.	W L T Pct.
Baltimore 10 6 00.625	Green Bay 11 5 00.688	Minnesota † 10 6 00.625	Chicago 10 6 00.625
Cincinnati † 10 6 00.625			
Pittsburgh 8 8 0 0.5	Detroit 4 12 0 0.25		
Cleveland 5 11 00.313			
East Division		East Division	
W L T Pct.	W L T Pct.	W L T Pct.	W L T Pct.
New England 12 4 0 0.75	Washington 10 6 00.625	N.Y. Giants 9 7 00.563	Dallas 8 8 0 0.5
Miami 7 9 00.438			
N.Y. Jets 6 10 00.375	Philadelphia 4 12 0 0.25		
Buffalo 6 10 00.375			
South Division		South Division	
W L T Pct.	W L T Pct.	W L T Pct.	W L T Pct.
Houston 12 4 0 0.75	Atlanta 13 3 00.813	Carolina 7 9 00.438	New Orleans 7 9 00.438
Indianapolis † 11 5 00.688			
Tennessee 6 10 00.375	Tampa Bay 7 9 00.438		
Jacksonville 2 14 00.125			
AFC Championship: Baltimore 28, New England 13			
NFC Championship: San Francisco 28, Atlanta 24			
Super Bowl XLVII: Baltimore 34, San Francisco 31			

TEAM STATISTICS

	CHIEFS	OPP.
TOTAL FIRST DOWNS	286	301
Rushing	118	106
Passing	144	176
Penalty	24	19
3rd Down: Made/Att	70/212	79/202

SCORE BY PERIODS	1	2	3	4	OT	Total
CHIEFS TOTAL	42	54	43	69	3	211
OPPONENTS	95	121	106	100	3	425

INDIVIDUAL STATISTICS

PASSING

	Att.	Cmp.	Yds.	Pct.	TD	Int	LG	Rating
Cassel	277	161	1796	58.1	6	12	46	66.7
Quinn	197	112	1141	56.9	2	8	57	60.1
Hillis	1	0	0	0	0	0	0	39.6
CHIEFS TOTAL	475	273	2937	57.5	8	20	57	63.8
Opp. Total	464	279	3694	60.1	29	7	62t	99.9

PASS RECEIVING

	No.	Yds.	Avg.	LG	TD
Bowe	59	801	13.6	47	3
McCluster	52	452	8.7	31	1
Charles	35	236	6.7	22	1
Moeaki	33	453	13.7	38	1
Draughn	24	158	6.6	23	0
Baldwin	20	325	16.3	57	1
Hillis	10	62	6.2	15	0
Copper	8	79	9.9	17	0
Breaston	7	74	10.6	24	0
Wylie	6	53	8.8	16	0
Newsome	5	73	16.6	28	0
Maneri	5	51	10.2	19	0
Boss	3	65	21.7	29	1
O'Connell	3	18	6	11	0
Gray	2	18	9	12	0
Eachus	1	19	19	19	0
CHIEFS TOTAL	273	2937	10.8	57	8
Opp. Total	279	3694	13.2	62t	29

RUSHING

Charles	285	1509	5.3	91t	5
Hillis	85	309	3.6	18	1
Draughn	59	233	3.9	25	2
Cassel	27	145	5.4	21	1
McCluster	12	70	5.8	19	0
Quinn	19	66	3.5	12	0
Gray	7	44	6.3	15	0
Eachus	5	18	3.6	7	0
Copper	1	1	1	1	0
CHIEFS TOTAL	500	2395	4.8	91T	9
Opp. Total	482	2171	4.5	47	11

TEAM LEADERS

Scoring: Ryan Succop	101 pts; 17 PATs; 28 FGs
INTs: Brandon Flowers	3-28 yds.
Tackles: Derrick Johnson	125 (110 solo)
Sacks: Justin Houston	10.0 (-69.0 yds.)
Punting: Dustin Colquitt	83-3887 yds., 46.8 avg., 45 In 20, 71 LG
Punt Returns: Javier Arenas	34-297 yds., 23.3 avg., 0 TDs
Kickoff Returns: Shaun Draughn	23-537 yds., 23.3 avg., 0 TDs

2011

KANSAS CITY CHIEFS



7-9 • 4TH AFC WEST • TODD HALEY (5-8), ROMEO CRENNEL (2-1)**

Preseason (0-4)					
8/12	L	0-25	TAMPA BAY	67,537	
8/19	L	13-31	at Baltimore	70,690	
8/26	L	10-14	ST. LOUIS	67,837	
9/1	L	19-20	at Green Bay	67,555	
Regular Season (7-9)					
9/11	L	7-41	BUFFALO	68,755	
9/18	L	3-48	at Detroit	60,040	
9/25	L	17-20	at San Diego	62,236	
10/2	W	22-17	MINNESOTA	72,931	
10/9	W	28-24	at Indianapolis	65,088	
10/23	W	28-0	at Oakland	57,361	
10/31	W	23-20 OT	SAN DIEGO	72,733	
11/6	L	3-31	MIAMI	72,263	
11/13	L	10-17	DENVER	72,908	
11/21	L	3-34	at New England	68,756	
11/27	L	9-13	PITTSBURGH	72,173	
12/4	W	10-3	at Chicago	61,973	
12/11	L	10-37	at N.Y. Jets	79,088	
12/18	W	19-14	GREEN BAY	74,093	
12/24	L	13-16 OT	OAKLAND	70,803	
1/1	W	7-3	at Denver	76,005	

3rd Down Pct.	36.0	34.3
4th Down: Made/Att	7/17	7/16
4th Down Pct.	41.2	43.8
TOTAL NET YARDS	4973	5333
Avg. Per Game	310.8	333.3
Total Plays	1021	991
Avg. Per Play	4.9	5.4
NET YARDS RUSHING	1893	2112
Avg. Per Game	118.3	132.0
Total Rushes	487	508
NET YARDS PASSING	3080	3221
Avg. Per Game	192.5	201.3
Sacked/Yards Lost	34/208	29/186
Gross Yards	3288	3407
Att./Completions	500/299	454/257
Completion Pct.	59.8	56.6
Had Intercepted	18	20
PUNTS/AVERAGE	89/45.9	83/47.6
NET PUNTING AVG.	89/40.1	83/39.7
PENALTIES/YARDS	110/916	108/834
FUMBLES/BALL LOST	17/10	18/6
TOUCHDOWNS	20	38
Rushing/Passing	5/13	14/23
Defensive/Kicking Game	2/0	0/1
TIME OF POSSESSION	29:10	30:50

SCORE BY PERIODS	1	2	3	4	OT	Total
CHIEFS TOTAL	58	40	43	68	3	212
Opp. Total	59	106	95	75	3	338

REGULAR STARTERS

OFFENSE		DEFENSE	
WR	Dwayne Bowe	LE	Tyson Jackson
LT	Branden Albert	NT	Kelly Gregg
LG	Ryan Lilja	RE	Glenn Dorsey
C	Casey Wiegmann	LOLB	Justin Houston
RG	Jon Asamoah		Andy Studebaker
RT	Barry Richardson	LILB	Jovan Belcher
TE	Leonard Pope	RILB	Derrick Johnson
WR	Steve Breaston	ROLB	Tamba Hali
QB	Matt Cassel	LCB	Brandon Flowers
FB	Le'Ron McClain	RCB	Brandon Carr
RB	Jackie Battle	SS	Jon McGraw
	Thomas Jones	FS	Kendrick Lewis
K	Ryan Succop	P	Dustin Colquitt

PRO BOWLERS IN BOLD

INDIVIDUAL STATISTICS

PASSING

	Att.	Cmp.	Yds.	Pct.	TD	Int	LG	Rating
Cassel	269	160	1713	59.5	10	9	52	76.6
Palko	134	80	796	59.7	2	7	38	59.8
Orton	97	59	779	60.8	1	2	49	81.1
CHIEFS TOTAL	500	299	3288	59.8	13	18	52	73.0
Opp. Total	454	257	3407	56.6	23	20	67	79.1

PASS RECEIVING

	No.	Yds.	Avg.	LG	TD
Bowe	81	1159	14.3	52	5
Breaston	61	785	12.9	43	2
McCluster	46	328	7.1	49	1
Pope	24	247	10.3	39	1
Baldwin	21	254	12.1	39	1
McClain	14	82	5.9	14	1
Colbert	9	89	9.9	19	0
Battle	9	68	7.6	24	0
Copper	8	114	14.3	43	0
O'Connell	7	52	7.4	15	0
Jones	5	43	8.6	27	0
Charles	5	9	1.8	9	1
Urban	4	35	8.8	24	1
Becht	3	26	8.7	16	0
Maneri	1	1	1.0	1	0
Cassel	1	-4	-4.0	-4	0
CHIEFS TOTAL	299	3288	11.0	52	13
Opp. Total	257	3407	13.3	67	23

RUSHING

	No.	Yds.	Avg.	LG	TD
Battle	149	597	4.0	34	2
McCluster	114	516	4.5	32	1
Jones	153	478	3.1	26	0
Cassel	25	99	4.0	11	0
Charles	12	83	6.9	24	0
McClain	15	51	3.4	12	1
Breaston	1	25	25.0	25	0
Palko	5	15	3.0	12	0
Arenas	3	12	4.0	7	1
Bowe	1	12	12.0	12	0
Urban	1	7	7.0	7	0
Horne	1	5	5.0	5	0
Orton	6	-4	-0.7	2	0
Colquitt	1	-3	-3.0	-3	0
CHIEFS TOTAL	487	1893	3.9	34	5
Opp. Total	508	2112	4.2	35	14

TEAM LEADERS

Scoring: Ryan Succop 92 pts; 20 PATs; 24 FGs
INTs: Brandon Flowers/Brandon Carr 4-95 yds/4-17 yds.
Tackles: Derrick Johnson 179 (131 solo)
Sacks: Tamba Hali 12.0 (-80.0 yds.)
Punting: Dustin Colquitt 89-4084 yds., 45.9 avg., 27 In 20, 68 LG
Punt Returns: Javier Arenas 32-410 yds., 12.8 avg., 0 TDs
Kickoff Returns: Dexter McCluster 25-557 yds., 22.3 avg., 0 TDs

AMERICAN CONFERENCE		NATIONAL CONFERENCE	
West Division		West Division	
W L TPct.	W L TPct.	San Francisco	13 30.812
Denver 8 80.500		Arizona 8 80.500	
San Diego 8 80.500		Seattle 7 90.438	
Oakland 8 80.500		St. Louis 2140.125	
Kansas City 7 90.438			
North Division		North Division	
W L TPct.	W L TPct.	Green Bay	15 10.938
Baltimore 12 40.750		Detroit † 10 60.625	
Pittsburgh † 12 40.750		Chicago 8 80.500	
Cincinnati † 9 70.562		Minnesota 3130.188	
Cleveland 4120.250			
East Division		East Division	
W L TPct.	W L TPct.	N.Y. Giants	9 70.562
New England 13 30.812		Philadelphia 8 80.500	
N.Y. Jets 8 80.500		Dallas 8 80.500	
Miami 6100.375		Washington 5110.312	
Buffalo 6100.375			
South Division		South Division	
W L TPct.	W L TPct.	New Orleans	13 30.812
Houston 10 60.625		Atlanta † 10 60.625	
Tennessee 9 70.562		Carolina 6100.375	
Jacksonville 5110.312		Tampa Bay 4120.250	
Indianapolis 2140.125			
AFC Championship: New England 23, Baltimore 20			
NFC Championship: N.Y. Giants 20, San Francisco 17			
Super Bowl XLVI: N.Y. Giants 21, New England 17			

TEAM STATISTICS

	CHIEFS	OPP.
TOTAL FIRST DOWNS	277	291
Rushing	89	96
Passing	163	169
Penalty	25	26
3rd Down: Made/Att	81/225	72/210

2010

KANSAS CITY CHIEFS



10-6 • 1ST AFC WEST • TODD HALEY

Preseason (1-3)

8/13	L	10-20	at Atlanta	65,726
8/21	L	15-20	at Tampa Bay	41,386
8/27	L	17-20	PHILADELPHIA	64,809
9/2	W	17-13	GREEN BAY	63,843

Regular Season (10-6)

9/13	W	21-14	SAN DIEGO (Mon) (N) ...	71,297
9/19	W	16-14	at Cleveland	65,377
9/26	W	31-10	SAN FRANCISCO ...	68,188
10/10	L	9-19	at Indianapolis	66,869
10/17	L	31-35	at Houston	70,926
10/24	W	42-20	JACKSONVILLE	69,105
10/31	W	13-10 OT	BUFFALO	66,625
11/7	L	20-23 OT	at Oakland	61,075
11/14	L	29-49	at Denver	75,334
11/21	W	31-13	ARIZONA	66,247
11/28	W	42-24	at Seattle	66,370
12/5	W	10-6	DENVER	67,267
12/12	L	0-31	at San Diego	66,780
12/19	W	27-13	at St. Louis	55,669
12/26	W	34-14	TENNESSEE	65,606
1/2	L	10-31	OAKLAND	67,045
AFC Wild Card Playoff Game				
1/9	L	7-30	BALTIMORE	72,190

TEAM STATISTICS

	CHIEFS	OPP.				
TOTAL FIRST DOWNS	319	293				
Rushing	129	88				
Passing	167	186				
Penalty	23	19				
3rd Down: Made/Att	83/226	84/223				
3rd Down Pct.	36.7	37.7				
4th Down: Made/Att	10/23	7/20				
4th Down Pct.	43.5	35.0				
TOTAL NET YARDS	5595	5283				
Avg. Per Game	349.7	330.2				
Total Plays	1063	1028				
Avg. Per Play	5.3	5.1				
NET YARDS RUSHING	2627	1764				
Avg. Per Game	164.2	110.3				
Total Rushes	556	408				
NET YARDS PASSING	2968	3519				
Avg. Per Game	185.5	219.9				
Sacked/Yards Lost	32/221	39/258				
Gross Yards	3189	3777				
Att./Completions	475/274	581/319				
Completion Pct.	57.7	54.9				
Had Intercepted	8	14				
PUNTS/AVERAGE	90/43.8	89/45.2				
NET PUNTING AVG.	90/37.3	89/36.4				
PENALTIES/YARDS	90/771	111/922				
FUMBLES/BALL LOST	15/6	23/9				
TOUCHDOWNS	44	38				
Rushing/Passing	40	34				
Defensive/Kicking Game	4	4				
TIME OF POSSESSION	31:04	28:56				
SCORE BY PERIODS						
	1	2	3	4	OT	Total
CHIEFS TOTAL	55	137	77	94	3	366
Opp. Total	57	88	72	106	3	326

INDIVIDUAL STATISTICS

PASSING

	Att.	Cmp.	Yds.	Pct.	TD	Int	LG	Rating
Cassel	450	262	3116	58.2	27	7	75	93.0
Croyle	19	8	38	42.1	0	1	16	27.7
Palko	6	4	35	66.7	0	0	18	81.9
CHIEFS TOTAL	475	274	3189	57.7	27	8	75	90.1
Opp. Total	581	319	3777	54.9	23	14	87	78.1

PASS RECEIVING

	No.	Yds.	Avg.	LG	TD
Bowe	72	1162	16.1	75	15
Moeaki	47	556	11.8	34	3
Charles	45	468	10.4	31	3
Chambers	22	213	9.7	26	1
McCluster	21	209	10.0	31	1
Copper	18	157	8.7	20	0
Jones	14	122	8.7	20	0
Pope	10	76	7.6	14	2
Castille	10	43	4.3	14	0
Tucker	6	114	19.0	38	1
Cox	4	27	6.8	13	0
O'Connell	3	31	10.3	18	0
Battle	1	9	9.0	9	0
Vrabel	1	2	2.0	2	1
CHIEFS TOTAL	274	3189	11.6	75	27
Opp. Total	319	3777	11.8	87	23

RUSHING

Charles	230	1467	6.4	80	5
Jones	245	896	3.7	70	6
Cassel	33	125	3.8	23	0
McCluster	18	71	3.9	20	0
Battle	20	50	2.5	7	1
Arenas	1	5	5.0	5	0
Palko	2	5	2.5	6	0
Bowe	1	4	4.0	4	0
Castille	5	3	0.6	3	0
Smith	1	1	1.0	1	1
CHIEFS TOTAL	556	2627	4.7	80	13
Opp. Total	408	1764	4.3	38	11

TEAM LEADERS

Scoring: Ryan Succop	102 pts; 42 PATs; 20 FGs
INTs: Eric Berry	4-102 yds.
Tackles: Derrick Johnson	147 (107 solo)
Sacks: Tamba Hali	14.5 (-91.5 yds.)
Punting: Dustin Colquitt	88-3908 yds., 44.4 avg., 33 In 20, 72 LG
Punt Returns: Javier Arenas	39-322 yds., 8.3 avg., 0 TDs
Kickoff Returns: Dexter McCluster	26-527 yds., 20.3 avg., 0 TDs

REGULAR STARTERS

OFFENSE

WR Dwayne Bowe
LT Branden Albert
LG Brian Waters
C Casey Wiegmann
RG Ryan Lilja
RT Barry Richardson
TE Tony Moeaki
Leonard Pope
WR Chris Chambers
QB Matt Cassel
FB Mike Cox
RB Thomas Jones
Jamaal Charles
K Ryan Succop

DEFENSE

LE Shaun Smith
Tyson Jackson
NT Ron Edwards
RE Glenn Dorsey
LOLB Mike Vrabel
LILB Jovan Belcher
RILB Derrick Johnson
ROLB Tamba Hali
LCB Brandon Flowers
RCB Brandon Carr
SS Eric Berry
FS Kendrick Lewis
P Dustin Colquitt

PRO BOWLERS IN BOLD



West Division

W L TPct.
Kansas City 10 60.625
San Diego 9 70.563
Oakland 8 80.500
Denver 4 120.250

North Division

W L TPct.
Pittsburgh 12 40.750
Baltimore † 12 40.750
Cleveland 5 110.313
Cincinnati 4 120.250

East Division

W L TPct.
New England 14 20.875
N.Y. Jets † 11 50.688
Miami 7 90.438
Buffalo 4 120.250

South Division

W L TPct.
Indianapolis 10 60.625
Jacksonville 8 60.500
Houston 6 100.375
Tennessee 6 100.375



West Division

W L TPct.
Seattle 7 90.438
St. Louis 7 90.438
San Francisco 6 100.375
Arizona 5 110.313

North Division

W L TPct.
Chicago 11 50.688
Green Bay † 10 60.625
Detroit 6 100.375
Minnesota 6 100.375

East Division

W L TPct.
Philadelphia 10 60.625
N.Y. Giants 10 60.625
Dallas 6 100.375
Washington 6 100.375

South Division

W L TPct.
Atlanta 13 30.813
New Orleans † 11 50.688
Tampa Bay 10 60.625
Carolina 2 140.125

AFC Championship: Pittsburgh 24, N.Y. Jets 19
 NFC Championship: Green Bay 21, Chicago 14
 Super Bowl XLV: Green Bay 31, Pittsburgh 25

2009

KANSAS CITY CHIEFS



4-12 • 4TH AFC WEST • TODD HALEY

Preseason (0-4)				
8/15	L	10-16	HOUSTON	64,781
8/21	L	13-17	at Minnesota	62,782
8/29	L	10-14	SEATTLE	66,553
9/3	L	9-17	at St. Louis	46,616
Regular Season (4-12)				
9/13	L	24-38	at Baltimore	71,099
9/20	L	10-13	OAKLAND	69,169
9/27	L	14-34	at Philadelphia	69,144
10/4	L	16-27	N.Y. GIANTS	69,238
10/11	L	20-26 OT	DALLAS	71,214
10/18	W	14-6	at Washington	79,572
10/25	L	7-37	SAN DIEGO	69,337
11/8	L	21-24	at Jacksonville	45,546
11/15	W	16-10	at Oakland	40,720
11/22	W	27-24 OT	PITTSBURGH	70,261
11/29	L	14-43	at San Diego	65,280
12/6	L	13-44	DENVER	68,912
12/13	L	10-16	BUFFALO	68,668
12/20	L	34-41	CLEVELAND	53,315
12/27	L	10-17	at Cincinnati	64,333
1/3	W	44-24	at Denver	73,725

Total Plays	1019	1062				
Avg. Per Play	4.8	5.8				
NET YARDS RUSHING	1929	2504				
Avg. Per Game	120.6	156.5				
Total Rushes	438	531				
NET YARDS PASSING	2922	3707				
Avg. Per Game	182.6	231.7				
Sacked/Yards Lost	45/261	22/137				
Gross Yards	3183	3844				
Att./Completions	536/296	509/302				
Completion Pct.	55.2	59.3				
Had Intercepted	17	15				
PUNTS/AVERAGE	97/45.0	79/44.1				
NET PUNTING AVG.	97/40.8	79/39.4				
PENALTIES/YARDS	84/667	106/821				
FUMBLES/BALL LOST	31/10	23/13				
TOUCHDOWNS	31	48				
Rushing/Passing	8/18	18/25				
Defensive/Kicking Game	5	5				
TIME OF POSSESSION	27:37	32:23				
SCORE BY PERIODS						
	1	2	3	4	OT	Total
CHIEFS TOTAL	29	83	61	118	3	294
Opp. Total	93	110	100	115	6	424

REGULAR STARTERS

OFFENSE		DEFENSE	
WR Dwayne Bowe	LE Tyson Jackson	NT Ron Edwards	
LT Branden Albert	NT Ron Edwards	RE Glenn Dorsey	
LG Brian Waters	RE Glenn Dorsey	LOLB Mike Vrabel	
C Rudy Niswanger	LOLB Mike Vrabel	LILB Demorrio Williams	
RG Mike Goff	LILB Demorrio Williams	RILB Corey Mays	
Wade Smith	RILB Corey Mays	ROLB Tamba Hali	
RT Ryan O'Callaghan	ROLB Tamba Hali	LCB Brandon Flowers	
TE Sean Ryan	LCB Brandon Flowers	RCB Brandon Carr	
Leonard Pope	RCB Brandon Carr	SS Mike Brown	
WR Mark Bradley	SS Mike Brown	FS Jarrad Page	
Chris Chambers	FS Jarrad Page	Jon McGraw	
QB Matt Cassel	Jon McGraw	Dustin Colquitt	
FB Mike Cox	P Dustin Colquitt		
RB Jamaal Charles			
Larry Johnson			
K Ryan Succop			

PRO BOWLERS IN BOLD

AMERICAN CONFERENCE		NATIONAL CONFERENCE	
West Division		West Division	
W L TPct.		W L TPct.	
San Diego 13 30.813		Arizona 10 60.625	
Denver 8 80.500		San Francisco 8 80.500	
Oakland 5110.313		Seattle 5110.313	
Kansas City 4120.250		St. Louis 1150.063	
North Division		North Division	
W L TPct.		W L TPct.	
Cincinnati 10 60.625		Minnesota 12 40.750	
Baltimore † 9 70.563		Green Bay † 11 50.688	
Pittsburgh 9 70.563		Chicago 7 90.438	
Cleveland 5110.313		Detroit 2140.125	
East Division		East Division	
W L TPct.		W L TPct.	
New England 10 60.625		Dallas 11 50.688	
N.Y. Jets † 9 70.563		Philadelphia † 11 50.688	
Miami 7 90.438		N.Y. Giants 8 80.500	
Buffalo 6100.375		Washington 4120.250	
South Division		South Division	
W L TPct.		W L TPct.	
Indianapolis 14 20.875		New Orleans 13 30.813	
Houston 9 70.563		Atlanta 9 70.563	
Tennessee 8 80.500		Carolina 8 80.500	
Jacksonville 7 90.438		Tampa Bay 3130.188	
AFC Championship: Indianapolis 30, N.Y. Jets 17			
NFC Championship: New Orleans 31, Minnesota 28 (OT)			
Super Bowl XLIII: New Orleans 31, Indianapolis 17			

TEAM STATISTICS

	CHIEFS	OPP.
TOTAL FIRST DOWNS	256	318
Rushing	91	122
Passing	139	178
Penalty	26	18
3rd Down: Made/Att	62/227	85/223
3rd Down Pct.	27.3	38.1
4th Down: Made/Att	14/29	6/11
4th Down Pct.	48.3	54.5
TOTAL NET YARDS	4851	6211
Avg. Per Game	303.2	388.2

INDIVIDUAL STATISTICS

PASSING									
Att.	Cmp.	Yds.	Pct.	TD	Int	LG	Rating		
Cassel	493	271	2924	55.0	16	16	61	69.9	
Croyle	40	23	230	57.5	2	0	50	90.6	
Bradley	1	1	26	100.0	0	0	26	118.8	
Castille	1	0	0	0.0	0	1	---	0.0	
Gutierrez	1	1	3	100.0	0	0	3	79.2	
CHIEFS TOTAL	536	296	3183	55.2	18	17	61	70.8	
Opp. Total	509	302	3844	59.3	25	15	64t	87.1	

PASS RECEIVING					
	No.	Yds.	Avg.	LG	TD
Bowe	47	589	12.5	41	4
Charles	40	297	7.4	49	1
Chambers	36	608	16.9	61	4
Wade	36	367	10.2	25	2
Bradley	24	320	13.3	50	2
Long	20	178	8.9	30	0
Pope	20	174	8.7	29	1
Ryan	14	135	9.6	43	2
L. Johnson	12	76	6.3	22	0
Cox	10	79	7.9	19	0
Cottam	9	120	13.3	26	0
Savage	7	51	7.3	12	0
Engram	5	61	12.2	18	0
Copper	4	68	17.0	50	0
Castille	4	37	9.3	20t	1
Ko. Smith	2	9	4.5	5	0
O'Connell	2	7	3.5	4	0
Battle	2	-3	-1.5	3	0
Lawrence	1	9	9.0	9	0
Vrabel	1	1	1.0	1t	1
CHIEFS TOTAL	296	3183	10.8	61	18
Opp. Total	302	3844	12.7	64t	25

RUSHING					
Charles	190	1120	5.9	76t	7
L. Johnson	132	377	2.9	19	0
Cassel	50	189	3.8	13	0
Castille	14	55	3.9	16	0
Savage	10	45	4.5	11	0
Lawrence	2	42	21.0	26	0
Ko. Smith	15	33	2.2	12	0
Battle	7	21	3.0	12	0
Bradley	2	20	10.0	22	0
Wade	3	11	3.7	8	0
J. Williams	6	6	1.0	5	0
Cox	3	5	1.7	2	1
McGraw	1	4	4.0	4	0
Thigpen	1	2	2.0	2	0
Colquitt	1	0	0.0	0	0
Long	1	-1	-1.0	-1	0
CHIEFS TOTAL	438	1929	4.4	76T	8
Opp. Total	531	2504	4.7	78	18

TEAM LEADERS

Scoring: Ryan Succop	104 pts; 29 PATs; 25 FGs
INTs: Brandon Flowers	5-38 yds.
Tackles: Demorrio Williams	142 (90 solo)
Sacks: Tamba Hali	8.5 (-45.5 yds.)
Punting: Dustin Colquitt	96-4361 yds., 45.4 avg., 41 In 20, 70 LG
Punt Returns: Bobby Wade	21-160 yds., 7.6 avg., 0 TDs
Kickoff Returns: Jamaal Charles	36-925 yds., 25.7 avg., 1 TD

2008

KANSAS CITY CHIEFS



2-14 • 4TH AFC WEST • HERM EDWARDS

Preseason (2-2)				
8/7	W	24-20	at Chicago	60,751
8/16	L	17-27	ARIZONA	70,203
8/23	L	0-24	at Miami	60,189
8/28	W	21-17	ST. LOUIS	65,686
Regular Season (2-14)				
9/7	L	10-17	at New England	68,756
9/14	L	8-23	OAKLAND	74,480
9/21	L	14-38	at Atlanta	62,434
9/28	W	33-19	DENVER	74,623
10/5	L	0-34	at Carolina	72,319
10/19	L	10-34	TENNESSEE	74,200
10/26	L	24-28	at N.Y. Jets	78,037
11/2	L	27-30 OT	TAMPA BAY	74,045
11/9	L	19-20	at San Diego	67,510
11/16	L	20-30	NEW ORLEANS	74,159
11/23	L	31-54	BUFFALO	73,584
11/30	W	20-13	at Oakland	61,379
12/7	L	17-24	at Denver	75,187
12/14	L	21-22	SAN DIEGO	73,842
12/21	L	31-38	MIAMI	73,689
12/28	L	6-16	at Cincinnati	63,984

3rd Down: Made/Att	82/214	100/211
3rd Down Pct.	38.3	47.4
4th Down: Made/Att	7/18	6/14
4th Down Pct.	38.9	42.9
TOTAL NET YARDS	4939	6291
Avg. Per Game	308.7	393.2
Total Plays	957	1041
Avg. Per Play	5.2	6.0
NET YARDS RUSHING	1810	2543
Avg. Per Game	113.1	158.9
Total Rushes	379	509
NET YARDS PASSING	3129	3748
Avg. Per Game	195.6	234.3
Sacked/Yards Lost	37/229	10/62
Gross Yards	3358	3810
Att./Completions	541/310	522/348
Completion Pct.	57.3	66.7
Had Intercepted	16	13
PUNTS/AVERAGE	82/44.2	50/43.9
NET PUNTING AVG.	82/37.5	50/37.3
PENALTIES/YARDS	78/645	81/588
FUMBLES/BALL LOST	20/8	30/16
TOUCHDOWNS	35	49
Rushing/Passing	9/23	25/21
Defensive/Kicking Game	3	3
TIME OF POSSESSION	27:56	32:04

REGULAR STARTERS

OFFENSE		DEFENSE	
WR	Dwayne Bowe	LE	Turk McBride
LT	Branden Albert		Tamba Hali
LG	Brian Waters	LT	Tank Tyler
C	Rudy Niswanger	RT	Glenn Dorsey
RG	Adrian Jones	RE	Tamba Hali
RT	Damion McIntosh		Turk McBride
TE	Tony Gonzalez	LOLB	Demorrio Williams
WR	Mark Bradley	MLB	Pat Thomas
	Devard Darling	ROLB	Derrick Johnson
QB	Tyler Thigpen	LCB	Brandon Carr
FB	Mike Cox	RCB	Brandon Flowers
RB	Larry Johnson	SS	Bernard Pollard
K	Connor Barth	FS	Jarrad Page
	Nick Novak	P	Dustin Colquitt

PRO BOWLERS IN BOLD

AMERICAN CONFERENCE		NATIONAL CONFERENCE	
West Division		West Division	
W L TPct.		W L TPct.	
San Diego 8 80.500		Arizona 9 70.563	
Denver 8 80.500		San Francisco 7 90.438	
Oakland 5110.313		Seattle 4120.250	
Kansas City 2140.125		St. Louis 2140.125	
North Division		North Division	
W L TPct.		W L TPct.	
Pittsburgh 12 40.750		Minnesota 10 60.625	
Baltimore † 11 50.688		Chicago 9 70.563	
Cincinnati 4111.281		Green Bay 6100.375	
Cleveland 4120.250		Detroit 0160.000	
East Division		East Division	
W L TPct.		W L TPct.	
Miami 11 50.688		N.Y. Giants 12 40.750	
New England 11 50.688		Philadelphia † 9 61.594	
N.Y. Jets 9 70.563		Dallas 9 70.563	
Buffalo 7 90.438		Washington 8 80.500	
South Division		South Division	
W L TPct.		W L TPct.	
Tennessee 13 30.813		Carolina 12 40.750	
Indianapolis † 12 40.750		Atlanta † 11 50.688	
Houston 8 80.500		Tampa Bay 9 70.563	
Jacksonville 5110.313		New Orleans 8 80.500	
AFC Championship: Pittsburgh 23, Baltimore 14			
NFC Championship: Arizona 32, Philadelphia 25			
Super Bowl XLIII: Pittsburgh 27, Arizona 23			

SCORE BY PERIODS	1	2	3	4	OT	Total
CHIEFS TOTAL	68	102	33	88	0	291
Opp. Total	77	141	106	113	3	440

INDIVIDUAL STATISTICS

PASSING									
	Att.	Cmp.	Yds.	Pct.	TD	Int	LG	Rating	
Thigpen	420	230	2608	54.8	18	12	75	76.0	
Huard	81	50	477	61.7	2	4	68	65.7	
Croyle	29	20	151	69.0	0	0	22	81.3	
Gray	8	7	76	87.5	1	0	26	145.8	
Bradley	1	1	37	100.0	1	0	37t	158.3	
Hagens	1	1	5	100.0	0	0	5	87.5	
L. Johnson	1	1	4	100.0	1	0	4t	122.9	
CHIEFS TOTAL	541	310	3358	57.3	23	16	75	77.5	
Opp. Total	522	348	3810	66.7	21	13	70t	91.1	

PASS RECEIVING					
	No.	Yds.	Avg.	LG	TD
Gonzalez	96	1058	11.0	35	10
Bowe	86	1022	11.9	36	7
Bradley	30	380	12.7	56	3
Charles	27	272	10.1	75	1
Darling	17	247	14.5	68	1
L. Johnson	12	74	6.2	20	0
K. Smith	10	52	5.2	8	0
Cox	8	19	2.4	5	0
Franklin	7	83	11.9	42	0
Cottam	7	63	9.0	19	0
Webb	5	46	9.2	15	0
Savage	2	0	0.0	2	0
Thigpen	1	37	37.0	37t	1
Hagens	1	7	7.0	7	0
Battle	1	-2	-2.0	-2	0
CHIEFS TOTAL	310	3358	10.8	75	23
Opp. Total	348	3810	10.9	70t	21

RUSHING				
L. Johnson	193	874	4.5	65 5
Thigpen	62	386	6.2	32 3
Charles	67	357	5.3	30 0
K. Smith	35	100	2.9	19 1
Savage	15	53	3.5	11 0
Gray	1	27	27.0	27 0
Huard	4	13	3.3	15 0
Hagens	1	2	2.0	2 0
Cox	1	-2	-2.0	-2 0
CHIEFS TOTAL	379	1810	4.8	65 9
Opp. Total	509	2543	5.0	80t 25

TEAM LEADERS

Scoring: Tony Gonzalez	60 pts: 10 TDs (0 rush, 10 rec.)
INTs: Jarrad Page	4-2 yds.
Tackles: Bernard Pollard	98 (84 solo)
Sacks: Tamba Hali	3.0 (-23.0 yds.)
Punting: Dustin Colquitt	70-3110 yds., 44.4 avg., 27 In 20, 73 LG
Punt Returns: Kevin Robinson	11-94 yds., 8.5 avg., 0 TDs
Kickoff Returns: Dantrell Savage	26-633 yds., 24.3 avg., 0 TDs

TEAM STATISTICS

	CHIEFS	OPP.
TOTAL FIRST DOWNS	273	344
Rushing	94	133
Passing	161	195
Penalty	18	16

2007

KANSAS CITY CHIEFS



4-12 • 3RD AFC WEST • HERM EDWARDS

Preseason (0-4)

8/11	L	12-16	at Cleveland	70,067
8/16	L	10-11	MIAMI	70,217
8/23	L	7-30	NEW ORLEANS	72,283
8/30	L	3-10	at St. Louis	64,958

Regular Season (4-12)

9/9	L	3-20	at Houston	70,080
9/16	L	10-20	at Chicago	62,095
9/23	W	13-10	MINNESOTA	78,038
9/30	W	30-16	at San Diego	65,175
10/7	L	7-17	JACKSONVILLE	76,917
10/14	W	27-20	CINCINNATI	76,846
10/21	W	12-10	at Oakland	62,240
11/4	L	22-33	GREEN BAY	78,988
11/11	L	11-27	DENVER	77,368
11/18	L	10-13	at Indianapolis	57,294
11/25	L	17-20	OAKLAND	76,210
12/2	L	10-24	San Diego	74,874
12/9	L	7-41	at Denver	75,895
12/16	L	17-26	TENNESSEE	74,976
12/23	L	20-25	at Detroit	59,938
12/30	L	10-13 OT	at N.Y. Jets	76,737

3rd Down: Made/Att	79/232	65/208
3rd Down Pct.	34.1	31.3
4th Down: Made/Att	13/18	2/11
4th Down Pct.	72.2	18.2
TOTAL NET YARDS	4429	5111
Avg. Per Game	276.8	319.4
Total Plays	1001	980
Avg. Per Play	4.4	5.2
NET YARDS RUSHING	1248	2089
Avg. Per Game	78.0	130.6
Total Rushes	383	481
NET YARDS PASSING	3181	3022
Avg. Per Game	198.8	188.9
Sacked/Yards Lost	55/344	37/252
Gross Yards	3525	3274
Att./Completions	563/335	462/276
Completion Pct.	59.5	59.7
Had Intercepted	20	14
PUNTS/AVERAGE	96/45.0	84/44.8
NET PUNTING AVG.	96/39.1	84/39.5
PENALTIES/YARDS	101/697	95/695
FUMBLES/BALL LOST	22/13	21/8
TOUCHDOWNS	24	33
Rushing/Passing	6/17	11/17
Defensive/Kicking Game	1	5
TIME OF POSSESSION	29:52	30:08

REGULAR STARTERS

OFFENSE

WR	Eddie Kennison
	Samie Parker
LT	Damion McIntosh
LG	Brian Waters
C	Casey Wiegmann
RG	John Welbourn
RT	Chris Terry
TE	Tony Gonzalez
WR	Dwayne Bowe
QB	Damon Huard
	Brodie Croyle
FB	Kris Wilson
RB	Larry Johnson
	Kolby Smith
K	Dave Rayner

DEFENSE

LE	Tamba Hali
LT	Ron Edwards
RT	Alfonso Boone
RE	Jared Allen
LOLB	Derrick Johnson
MLB	Napoleon Harris
ROLB	Donnie Edwards
LCB	Ty Law
RCB	Patrick Surtain
SS	Bernard Pollard
FS	Jarrad Page
P	Dustin Colquitt

PRO BOWLERS IN BOLD



West Division

	W	L	T	Pct.
San Diego	11	50		.688
Denver	7	90		.438
Kansas City	41	20		.250
Oakland	41	20		.250

North Division

	W	L	T	Pct.
Pittsburgh	10	60		.625
Cleveland	10	60		.625
Cincinnati	7	90		.438
Baltimore	51	10		.313

East Division

	W	L	T	Pct.
New England	16	00		1.000
Buffalo	7	90		.438
N.Y. Jets	41	20		.250
Miami	11	50		.063

South Division

	W	L	T	Pct.
Indianapolis	13	30		.813
Jacksonville	11	50		.688
Tennessee	10	60		.625
Houston	8	80		.500

AFC Championship: New England 21, San Diego 12

NFC Championship: N.Y. Giants 23, Green Bay 20

Super Bowl XLII: N.Y. Giants 17, New England 14



West Division

	W	L	T	Pct.
Seattle	10	60		.625
Arizona	8	80		.500
San Francisco	51	10		.313
St. Louis	31	30		.188

North Division

	W	L	T	Pct.
Green Bay	13	30		.813
Minnesota	8	80		.500
Detroit	7	90		.438
Chicago	7	90		.438

East Division

	W	L	T	Pct.
Dallas	13	30		.813
N.Y. Giants	10	60		.625
Washington	9	70		.563
Philadelphia	8	80		.500

South Division

	W	L	T	Pct.
Tampa Bay	9	70		.563
Carolina	7	90		.438
New Orleans	7	90		.438
Atlanta	41	20		.250

SCORE BY PERIODS

	1	2	3	4	OT	Total
CHIEFS TOTAL	26	92	39	69	0	226
Opp. Total	66	98	89	79	3	335

INDIVIDUAL STATISTICS

PASSING

	Att.	Cmp.	Yds.	Pct.	TD	Int	LG	Rating
Huard	332	206	2257	62.0	11	13	58	76.8
Croyle	224	127	1227	56.7	6	6	35	69.9
Thigpen	6	2	41	33.3	0	1	22	18.8
L. Johnson	1	0	0	0.0	0	0	0	39.6
CHIEFS TOTAL	563	335	3525	59.5	17	20	58	73.0
Opp. Total	462	276	3274	59.7	17	14	77t	81.0

PASS RECEIVING

	No.	Yds.	Avg.	LG	TD
Gonzalez	99	1172	11.8	31	5
Bowe	70	995	14.2	58	5
L. Johnson	30	186	6.2	30t	1
Webb	28	313	11.2	32	1
Parker	24	298	12.4	24	2
Wilson	24	180	7.5	31	1
Ko. Smith	22	148	6.7	17	0
Kennison	13	101	7.8	18	0
Bennett	10	47	4.7	9	0
Holmes	5	17	3.4	8	0
G. Harris	3	38	12.7	19	0
Grigsby	2	14	7.0	9	0
Dunn	2	9	4.5	8	0
Allen	2	3	1.5	2t	2
Battle	1	4	4.0	4	0
CHIEFS TOTAL	335	3525	10.5	58	17
Opp. Total	276	3274	11.9	77t	17

RUSHING

	No.	Yds.	Avg.	LG	TD
L. Johnson	158	559	3.5	54	3
Ko. Smith	112	407	3.6	19	2
Holmes	46	137	3.0	11	0
Bennett	20	52	2.6	12	0
Battle	14	47	3.4	6	1
Croyle	7	8	2.6	6	0
G. Harris	9	9	1.0	4	0
Wilson	3	7	2.3	5	0
Kennison	1	5	5.0	5	0
Webb	1	5	5.0	5	0
McGraw	1	4	4.0	4	0
Parker	1	2	2.0	2	0
Huard	9	-1	-0.1	2	0
Drummond	1	-3	-3.0	-3	0
CHIEFS TOTAL	383	1248	3.3	54	6
Opp. Total	481	2089	4.3	53	11

TEAM LEADERS

Scoring: Dave Rayner	59 pts: 14 PATs, 15 FGs
INTs: Jarrad Page	3-37 yds.
Tackles: Napoleon Harris	123 (97 solo)
Sacks: Jared Allen	15.5 (-111.0 yds.)
Punting: Dustin Colquitt	95-4322 yds., 45.5 avg., 27 In 20, 81 LG
Punt Returns: Eddie Drummond	32-222 yds., 6.9 avg., 0 TDs
Kickoff Returns: Eddie Drummond	37-785 yds., 21.2 avg., 0 TDs

TEAM STATISTICS

	CHIEFS	OPP.
TOTAL FIRST DOWNS	255	278
Rushing	66	104
Passing	171	156
Penalty	18	18

2006

KANSAS CITY CHIEFS



9-7 • 2ND AFC WEST • HERM EDWARDS

Preseason (2-2)				
8/12	L	14-24	at Houston	70,016
8/17	L	0-17	at N.Y. Giants	76,316
8/26	W	16-12	ST. LOUIS	74,741
8/31	W	10-9	NEW ORLEANS	70,456
Regular Season (9-7)				
9/10	L	10-23	CINCINNATI	77,956
9/17	L	6-9 OT	at Denver	76,786
10/1	W	41-0	SAN FRANCISCO	77,609
10/8	W	23-20	at Arizona	63,445
10/15	L	7-45	at Pittsburgh	64,727
10/22	W	30-27	San Diego	77,752
10/29	W	35-28	SEATTLE	77,645
11/5	W	31-17	at St. Louis	66,191
11/12	L	10-13	at Miami	73,132
11/19	W	17-13	OAKLAND	78,097
11/23	W	19-10	Denver (Thur) (Thnks)	(N)79,484
12/3	L	28-31 OT	at Cleveland	71,927
12/10	L	10-20	BALTIMORE	77,232
12/17	L	9-20	at San Diego (N)	66,583
12/23	W	20-9	at Oakland (Sat) (N)	61,446
12/31	W	35-30	JACKSONVILLE	77,500
AFC Wild Card Playoff Game				
1/6	L	8-23	at Indianapolis (Sat)	57,215

Passing	184	171
Penalty	21	18
3rd Down: Made/Att	89/219	83/212
3rd Down Pct.	40.6	39.2
4th Down: Made/Att	9/15	8/13
4th Down Pct.	60.0	61.5
TOTAL NET YARDS	5143	5262
Avg. Per Game	321.4	328.9
Total Plays	1004	999
Avg. Per Play	5.1	5.3
NET YARDS RUSHING	2143	1928
Avg. Per Game	133.9	120.5
Total Rushes	513	461
NET YARDS PASSING	3000	3334
Avg. Per Game	187.5	208.4
Sacked/Yards Lost	41/243	32/190
Gross Yards	3243	3524
Att./Completions	450/272	506/314
Completion Pct.	60.4	62.1
Had Intercepted	12	15
PUNTS/AVERAGE	72/44.1	75/40.8
NET PUNTING AVG.	72/39.2	75/34.4
PENALTIES/YARDS	76/577	85/709
FUMBLES/BALL LOST	25/14	29/15
TOUCHDOWNS	37	34
Rushing	17	14
Passing	18	18
Defensive/Kicking Game	2	2
TIME OF POSSESSION	30:06	29:54

SCORE BY PERIODS	1	2	3	4	OT	Total
CHIEFS TOTAL	71	105	60	95	0	331
OPPONENTS	61	113	58	77	6	315

INDIVIDUAL STATISTICS

PASSING

	Att.	Cmp.	Yds.	Pct.	TD	Int	LG	Rating
Huard	244	148	1878	60.7	11	1	78	98.0
Green	198	121	1342	61.1	7	9	39	74.1
Croyle	7	3	1342	42.9	0	2	23	11.9
L. Johnson	1	0	0	0.0	0	0	0	39.6
CHIEFS TOTAL	450	272	3243	60.4	18	12	78	84.7
Opp. Total	506	314	3524	62.1	18	15	87t	82.3

PASS RECEIVING

	No.	Yds.	Avg.	LG	TD
Gonzalez	73	900	12.3	57	5
Kennison	53	860	16.2	51	5
Parker	41	561	13.7	43	1
L. Johnson	41	410	10.0	78	2
Hall	26	204	7.8	19	2
Wilson	15	132	8.8	19	3
Bennett	9	77	8.6	14	0
Dunn	4	40	10.0	15	0
Webb	3	23	7.7	11	0
Cruz	2	20	10.0	11	0
Gardner	2	17	8.5	13	0
Huard	2	-6	-3.0	-2	0
D. Brown	1	5	5.0	5	0
CHIEFS TOTAL	272	3243	11.9	78	18
Opp. Total	314	3524	11.2	87t	18

RUSHING

	No.	Yds.	Avg.	LG	TD
L. Johnson	416	1789	4.3	47	17
Bennett	36	200	5.6	41	0
Green	19	59	3.1	10	0
Brown	10	24	2.4	7	0
Cruz	5	19	3.8	7	0
Kennison	4	16	4.0	9	0
Hall	3	11	3.7	9	0
Huard	9	9	1.0	8	0
Ross	3	8	2.7	4	0
Parker	3	7	2.3	5	0
Page	1	4	4.0	4	0
Colquitt	1	0	0.0	0	0
Croyle	3	-3	-1.0	-1	0
CHIEFS TOTAL	513	2143	4.2	47	17
Opp. Total	461	1928	4.2	85t	14

TEAM LEADERS

Scoring: Larry Johnson 114 pts: 19 TDs (17 rush, 2 rec.)
INTs: Ty Law 4-11 yds.
Tackles: Kawika Mitchell 118 (88 solo)
Sacks: Tamba Hali 8.0 (-48.0 yds.)
Punting: Dustin Colquitt 71-3145 yds., 44.3 avg., 23 In 20, 72 LG
Punt Returns: Dante Hall 27-240 yds., 8.9 avg., 1 TDs
Kickoff Returns: Dante Hall 53-1207 yds., 22.8 avg., 0 TDs

REGULAR STARTERS

OFFENSE

WR Eddie Kennison
 LT Jordan Black
LG Brian Waters
 C Casey Wiegmann
RG Will Shields
 RT John Welbourn
TE Tony Gonzalez
 WR Samie Parker
 QB Trent Green
 Damon Huard
 FB Kris Wilson
RB Larry Johnson
 K Lawrence Tynes

DEFENSE

LE Tamba Hali
 LT Ron Edwards
 RT James Reed
 RE Jared Allen
 LOLB Derrick Johnson
 MLB Kawika Mitchell
 ROLB Kendrell Bell
 LCB Ty Law
 RCB Patrick Surtain
 SS Sammy Knight
 FS Greg Wesley
 P Dustin Colquitt

PRO BOWLERS IN BOLD

AMERICAN CONFERENCE		NATIONAL CONFERENCE	
West Division		West Division	
W L TPct.	W L TPct.	Seattle 9 70.562	
San Diego 14 20.875		St. Louis 8 80.500	
Kansas City † 9 70.562		San Francisco 7 90.438	
Denver 9 70.562		Arizona 5110.312	
Oakland 2140.125			
North Division		North Division	
W L TPct.	W L TPct.	Chicago 13 30.812	
Baltimore 13 30.812		Green Bay 8 80.500	
Cincinnati 8 80.500		Minnesota 6100.375	
Pittsburgh 8 80.500		Detroit 3130.188	
Cleveland 4120.250			
East Division		East Division	
W L TPct.	W L TPct.	Philadelphia 10 60.625	
New England 12 40.750		Dallas † 9 70.562	
N.Y. Jets † 10 60.625		N.Y. Giants † 8 80.500	
Buffalo 7 90.438		Washington 5110.312	
Miami 6100.375			
South Division		South Division	
W L TPct.	W L TPct.	New Orleans 10 60.625	
Indianapolis 12 40.875		Carolina 8 80.500	
Tennessee 8 80.500		Atlanta 7 90.438	
Jacksonville 8 80.500		Tampa Bay 4120.250	
Houston 6100.375			
AFC Championship: Indianapolis 38, New England 34			
NFC Championship: Chicago 39, New Orleans 14			
Super Bowl XLI: Indianapolis 29, Chicago 17			

TEAM STATISTICS

	CHIEFS	OPP.
TOTAL FIRST DOWNS	310	298
Rushing	105	109



Preseason (0-4)

8/12	L	16-27	at Minnesota	63,621
8/20	L	17-24	ARIZONA	76,173
8/27	L	17-23	SEATTLE	74,158
9/2	L	23-27	at St. Louis	65,284

Regular Season (10-6)

9/11	W	27-7	N.Y. Jets	78,014
9/18	W	23-17	at Oakland (N)	62,273
9/26	L	10-30	at Denver (Mon) (N)	76,381
10/2	L	31-37	Philadelphia	78,742
10/16	W	28-21	Washington	78,083
10/21	W	30-20	at Miami (Fri) (N)	68,350
10/30	L	20-28	at San Diego	65,750
11/6	W	27-23	Oakland	79,033
11/13	L	3-14	at Buffalo	72,093
11/20	W	45-17	at Houston (N)	70,481
11/27	W	26-16	New England	78,025
12/4	W	31-27	Denver	78,261
12/11	L	28-31	at Dallas	63,432
12/17	L	17-27	at N.Y. Giants (Sat)	78,625
12/24	W	20-7	San Diego (Sat)	75,956
1/1	W	37-3	Cincinnati	77,211

REGULAR STARTERS

OFFENSE

WR	Eddie Kennison
LT	Willie Roaf
LG	Brian Waters
C	Casey Wiegmann
RG	Will Shields
RT	John Welbourn
TE	Tony Gonzalez
WR	Samie Parker
QB	Trent Green
FB	Tony Richardson
RB	Priest Holmes
	Larry Johnson
K	Lawrence Tynes

DEFENSE

LE	Eric Hicks
LT	John Browning
RT	Lional Dalton
RE	Jared Allen
LOLB	Derrick Johnson
MLB	Kawika Mitchell
ROLB	Kendrell Bell
LCB	Patrick Surtain
RCB	Eric Warfield
SS	Sammy Knight
FS	Greg Wesley
P	Dustin Colquitt

PRO BOWLERS IN BOLD



West Division

	W	L	TPct.
Denver	13	30.812	
Kansas City	10	60.625	
San Diego	9	70.750	
Oakland	4120.250		

North Division

	W	L	TPct.
Cincinnati	11	50.688	
Pittsburgh †	11	50.688	
Baltimore	6100.375		
Cleveland	6100.375		

East Division

	W	L	TPct.
New England	10	60.875	
Miami	9	70.562	
Buffalo	5110.312		
N.Y. Jets	4120.250		

South Division

	W	L	TPct.
Indianapolis	14	20.812	
Jacksonville †	12	40.750	
Tennessee	4120.250		
Houston	2140.125		

AFC Championship: Pittsburgh 34, Denver 17

NFC Championship: Seattle 34, Carolina 14

Super Bowl XL: Pittsburgh 21, Seattle 10



West Division

	W	L	TPct.
Seattle	13	30.812	
St. Louis	6100.375		
Arizona	5110.312		
San Francisco	4120.250		

North Division

	W	L	TPct.
Chicago	11	50.688	
Minnesota	9	70.562	
Detroit	5110.312		
Green Bay	4120.250		

East Division

	W	L	TPct.
N.Y. Giants	11	50.688	
Washington †	10	60.625	
Dallas	9	70.562	
Philadelphia	6100.375		

South Division

	W	L	TPct.
Tampa Bay	11	50.688	
Carolina †	11	50.688	
Atlanta	8	80.500	
New Orleans	3130.188		

TEAM STATISTICS

	CHIEFS	OPP.
TOTAL FIRST DOWNS	347	292
Rushing/Passing/Penalty	138/182/27	84/189/19
3rd Down: Made/Att	91/213	78/206
3rd Down Pct.	42.7	37.9
4th Down: Made/Att	10/16	7/19
4th Down Pct.	62.5	36.8
TOTAL NET YARDS	6192	5249
Avg. Per Game	387.0	328.1
Total Plays	1059	971
Avg. Per Play	5.8	5.4
NET YARDS RUSHING	2382	1570
Avg. Per Game	148.9	98.1
Total Rushes	520	383
NET YARDS PASSING	3810	3679
Avg. Per Game	238.1	229.9
Sacked/Yards Lost	32/204	29/183
Gross Yards	4014	3862
Att./Completions	507/317	559/325
Completion Pct.	62.5	58.1
Had Intercepted	10	16
PUNTS/AVERAGE	65/39.4	69/45.7
Net Punting Avg.	65/35.2	69/40.0
PUNT RETURNS/YARDS	43/293	23/179
KICKOFF RETURNS/YARDS	68/1591	83/2053
PENALTIES/YARDS	115/890	90/805
FUMBLES/BALL LOST	23/13	33/15
TOUCHDOWNS	46	38
Rushing/Passing	26/17	11/25
Defensive/Kicking Game	2/1	1/1
TIME OF POSSESSION	32:09	27:51

SCORE BY PERIODS

	1	2	3	4	OT	Total
CHIEFS TOTAL	85	136	79	103	0	403
Opp. Total	51	110	76	88	0	325

INDIVIDUAL STATISTICS

PASSING

	Att.	Cmp.	Yds.	Pct.	TD	Int	LG	Rating
Green	507	317	4014	62.5	17	10	60t	90.1
CHIEFS TOTAL	507	317	4014	62.5	17	10	60T	90.1
Opp. Total	559	325	3862	58.1	25	16	78t	82.3

PASS RECEIVING

	No.	Yds.	Avg.	LG	TD
Gonzalez	78	905	11.6	39	2
Kennison	68	1102	16.2	55	5
Parker	36	533	14.8	49	3
D. Hall	34	436	12.8	52t	3
L. Johnson	33	343	10.4	36	1
Holmes	21	197	9.4	60t	1
Horn	18	187	10.4	50	0
Richardson	9	68	7.6	22	1
Boerigter	8	119	14.9	38	0
Dunn	5	53	10.6	24	0
Wilson	3	33	11.0	16	0
Brown	3	23	7.7	9	1
Cruz	1	15	15.0	15	0
CHIEFS TOTAL	317	4014	12.7	60T	17
Opp. Total	325	3862	11.9	78t	25

RUSHING

	No.	Yds.	Avg.	LG	TD
L. Johnson	336	1750	5.2	49t	20
Holmes	119	451	3.8	35t	6
Green	35	82	2.3	13	0
Kennison	7	43	6.1	23	0
Brown	7	21	3.0	7	0
Richardson	6	20	3.3	8	0
D. Hall	7	11	1.6	7	0
Wilson	1	6	6.0	6	0
Collins	2	-2	-1.0	-1	0
CHIEFS TOTAL	520	2382	4.6	49T	26
Opp. Total	383	1570	4.1	65t	11

TEAM LEADERS

Scoring:	Larry Johnson	126 pts: 21 TDs (20 rush, 1 rec.)
INTs:	Greg Wesley	6-106 yds.
Tackles:	Kawika Mitchell	135 (100 solo)
Sacks:	Jared Allen	11.0 (-65.0 yds.)
Punting:	Dustin Colquitt	65-2564 yds., 39.4 avg., 27 In 20, 62 LG
Punt Returns:	Dante Hall	42-276 yds., 6.6 avg., 0 TDs
Kickoff Returns:	Dante Hall	65-1560 yds., 24.0 avg., 1 TDs

2004

KANSAS CITY CHIEFS



7-9 • 3RD AFC WEST • DICK VERMEIL

Preseason (1-3)

8/13	L	24-34	at N.Y. Giants	76,476
8/23	W	24-7	ST. LOUIS (Mon)	75,428
8/28	L	19-21	CLEVELAND	76,086
9/2	L	20-24	at Dallas	61,157

Regular Season (7-9)

9/12	L	24-34	at Denver (N)	75,939
9/19	L	17-28	CAROLINA	78,136
9/26	L	21-24	HOUSTON	77,433
10/4	W	27-24	at Baltimore (Mon) (N)	69,827
10/17	L	16-22	at Jacksonville	66,413
10/24	W	56-10	ATLANTA	78,260
10/31	W	45-35	INDIANAPOLIS	78,312
11/7	L	31-34	at Tampa Bay	65,495
11/14	L	20-27	at New Orleans	64,900
11/22	L	19-27	NEW?ENGLAND (Mon) (N)78,431	
11/28	L	31-34	SAN?DIEGO	77,447
12/5	W	34-27	at Oakland	51,292
12/13	W	49-38	at Tennessee (Mon) (N)	68,932
12/19	W	45-17	DENVER	77,702
12/25	W	31-30	OAKLAND (Sat)	77,289
1/2	L	17-24	at San Diego	64,920

REGULAR STARTERS

OFFENSE

WR	Eddie Kennison
LT	Willie Roaf
LG	Brian Waters
C	Casey Wiegmann
RG	Will Shields
RT	John Welbourn
TE	Tony Gonzalez
WR	Johnnie Morton
QB	Trent Green
FB	Tony Richardson
RB	Priest Holmes
K	Lawrence Tynes

DEFENSE

LE	Eric Hicks
LT	Ryan Sims
RT	Lional Dalton
RE	Jared Allen
LOLB	Scott Fujita
MLB	Monty Beisel
	Kawika Mitchell
ROLB	Shawn Barber
LCB	Eric Warfield
RCB	Dexter McCleon
	William Bartee
SS	Greg Wesley
FS	Jerome Woods
P	Steve Cheek

PRO BOWLERS IN BOLD



West Division

W	L	TPct.
San Diego	12	40.750
Denver †	10	60.625
Kansas City	7	90.438
Oakland	5	110.312

North Division

W	L	TPct.
Pittsburgh	15	10.938
Baltimore	9	70.562
Cincinnati	8	80.500
Cleveland	4	120.250

East Division

W	L	TPct.
New England	14	20.875
N.Y. Jets †	10	60.625
Buffalo	9	70.562
Miami	4	120.250

South Division

Indianapolis	12	40.750
Jacksonville	9	70.562
Houston	7	90.438
Tennessee	5	110.312

AFC Championship: New England 41, Pittsburgh 27
 NFC Championship: Philadelphia 27, Atlanta 10
 Super Bowl XXXIX: New England 24, Philadelphia 21



West Division

W	L	TPct.
Seattle	9	70.562
St. Louis †	8	80.500
Arizona	6	100.375
San Francisco	2	140.125

North Division

W	L	TPct.
Green Bay	10	60.625
Minnesota †	8	80.500
Detroit	6	100.375
Chicago	5	110.312

East Division

W	L	TPct.
Philadelphia	13	30.812
N.Y. Giants	6	100.375
Dallas	6	100.375
Washington	6	100.375

South Division

Atlanta	11	50.688
New Orleans	8	80.500
Carolina	7	90.438
Tampa Bay	5	110.312

TEAM STATISTICS

	CHIEFS	OPP.
TOTAL FIRST DOWNS	398	327
Rushing/Passing/Penalty	138/228/32	97/190/40
3rd Down: Made/Att	91/193	71/185
3rd Down Pct.	47.2	38.4
4th Down: Made/Att	4/14	5/16
4th Down Pct.	28.6	31.3
TOTAL NET YARDS	6695	6037
Avg. Per Game	418.4	377.3
Total Plays	1089	960
Avg. Per Play	6.1	6.3
NET YARDS RUSHING	2289	1834
Avg. Per Game	143.1	114.6
Total Rushes	496	397
NET YARDS PASSING	4406	4203
Avg. Per Game	275.4	262.7
Sacked/Yards Lost	32/227	41/250
Gross Yards	4633	4453
Att./Completions	561/370	522/312
Completion Pct.	66.0	59.8
Had Intercepted	17	13
PUNTS/AVERAGE	55/39.5	64/42.2
Net Punting Avg.	55/31.5	64/35.8
PUNT RETURNS/YARDS	24/232	24/301
KICKOFF RETURNS/YARDS	75/1820	85/1908
PENALTIES/YARDS	117/963	117/957
FUMBLES/BALL LOST	20/10	23/8
TOUCHDOWNS	62	53
Rushing/Passing	31/27	18/32
Defensive/Kicking Game	2/2	1/2
TIME OF POSSESSION	32:14	27:46

SCORE BY PERIODS

	1	2	3	4	OT	Total
CHIEFS TOTAL	113	137	93	140	0	483
Opp. Total	81	152	73	129	0	435

INDIVIDUAL STATISTICS

PASSING

	Att.	Cmp.	Yds.	Pct.	TD	Int	LG	Rating
Green	556	369	4591	66.4	27	17	70t	95.2
Collins	5	1	42	20.0	0	0	42	62.1
CHIEFS TOTAL	561	370	4633	66.0	27	17	70T	94.9
Opp. Total	522	312	4453	59.8	32	13	65	97.5

PASS RECEIVING

	No.	Yds.	Avg.	LG	TD
Gonzalez	102	1258	12.3	32	7
Kennison	62	1086	17.5	70t	8
Morton	55	795	14.5	52	3
Blaylock	25	246	9.8	30	1
Hall	25	230	9.2	22	0
Johnson	22	278	12.6	40	2
Holmes	19	187	9.8	52	1
Richardson	19	118	6.2	22	0
Dunn	17	120	7.1	17	3
Horn	15	178	11.9	30	1
Parker	9	137	15.2	48t	1
CHIEFS TOTAL	370	4633	12.5	70T	27
Opp. Total	312	4453	14.3	65	32

RUSHING

	No.	Yds.	Avg.	LG	TD
Holmes	196	892	4.6	33t	14
Johnson	120	581	4.8	46t	9
Blaylock	118	539	4.6	24	8
Green	25	85	3.4	13	0
Hall	8	56	7.0	17	0
Richardson	12	56	4.7	13	0
Morton	7	43	6.1	14	0
Kennison	2	15	7.5	15	0
Horn	1	12	12.0	12	0
Gonzalez	1	5	5.0	5	0
Collins	1	4	4.0	4	0
Easy	4	1	1.0	4	0
Cheek	1	0	0.0	0	0
CHIEFS TOTAL	496	2289	4.6	46T	31
Opp. Total	397	1834	4.6	78t	18

TEAM LEADERS

Scoring: Lawrence Tynes	109 pts: 58 PATs, 17 FGs
INTs: Greg Wesley	4-92 yds.
Eric Warfield	4-49 yds.
Tackles: Scott Fujita	112 (71 solo)
Sacks: Jared Allen	9.0 (-47.0 yds.)
Punting: Steve Cheek	42-1643 yds., 39.1 avg., 8 In 20, 55 LG
Punt Returns: Dante Hall	23-232 yds., 10.1 avg., 0 TDs
Kickoff Returns: Dante Hall	68-1718 yds., 25.3 avg., 2 TDs

2003

KANSAS CITY CHIEFS



13-3 • 1ST AFC WEST • DICK VERMEIL

Preseason (3-2)

8/4	W9-0	Green Bay (Mon)	22,385
		Hall of Fame Game (Canton, OH)	
8/9	L 6-24	San Francisco	73,830
8/16	W26-16	Minnesota	75,634
8/23	L 31-42	at Seattle	39,833
8/28	W22-6	at St. Louis	65,373

Regular Season (13-3)

9/7	W27-14	San Diego	78,048
9/14	W41-20	Pittsburgh	78,416
9/21	W42-14	at Houston	70,487
9/28	W17-10	at Baltimore	69,459
10/5	W24-23	Denver	78,903
10/12	W40-34	OT at Green Bay	70,407
10/20	W17-10	at Oakland (Mon) (N)	62,391
10/26	W38-5	Buffalo (N)	78,689
11/9	W41-20	Cleveland	78,560
11/16	L 19-24	at Cincinnati	64,923
11/23	W27-24	Oakland	78,889
11/30	W28-24	at San Diego	57,671
12/7	L 27-45	at Denver	76,403
12/14	W45-17	Detroit	77,922
12/20	L 20-45	at Minnesota (Sat)	64,291
12/28	W31-3	Chicago	78,413

AFC Divisional Playoff Game

1/11	L 31-38	INDIANAPOLIS	79,159
------	---------	--------------	--------

TEAM STATISTICS

	CHIEFS	OPP.
TOTAL FIRST DOWNS	348	322
Rushing/Passing/Penalty	120/201/27	120/184/18
3rd Down: Made/Att	84/201	78/213
3rd Down Pct.	41.8	36.6
4th Down: Made/Att	6/10	10/23
4th Down Pct.	60.0	43.5
TOTAL NET YARDS	5910	5707
Avg. Per Game	369.4	356.7
Total Plays	1003	1054
Avg. Per Play	5.9	5.4
NET YARDS RUSHING	1929	2344
Avg. Per Game	120.6	146.5
Total Rushes	446	453
NET YARDS PASSING	3981	3363
Avg. Per Game	248.8	210.2
Sacked/Yards Lost	21/132	36/251
Gross Yards	4113	3614
Att./Completions	536/339	565/332
Completion Pct.	63.2	58.8
Had Intercepted	12	25
PUNTS/AVERAGE	81/39.0	73/40.7
Net Punting Avg.	81/33.2	73/31.4
PUNT RETURNS/YARDS	33/542	38/327
KICKOFF RETURNS/YARDS	62/1577	87/2043
PENALTIES/YARDS	79/698	95/781
FUMBLES/BALL LOST	13/6	21/12
TOUCHDOWNS	63	39
Rushing/Passing	32/24	18/19
Defensive/Kicking Game	3/4	1/1
TIME OF POSSESSION	29:23	30:37

REGULAR STARTERS

OFFENSE

WR	Eddie Kennison
LT	Willie Roaf
LG	Brian Waters
C	Casey Wiegmann
RG	Will Shields
RT	John Tait
TE	Tony Gonzalez
WR	Johnnie Morton
QB	Trent Green
FB	Tony Richardson
RB	Priest Holmes
K	Morten Andersen

DEFENSE

LE	Eric Hicks
LT	John Browning
NT	Ryan Sims
RE	Vonnie Holliday
LOLB	Scott Fujita
MLB	Mike Maslowski
	Kawika Mitchell
ROLB	Shawn Barber
LCB	Eric Warfield
RCB	Dexter McCleon
SS	Greg Wesley
FS	Jerome Woods
P	Jason Baker

PRO BOWLERS IN BOLD



West Division

W	L	TPct.
Kansas City	13	30.800
Denver †	10	60.625
Oakland	4120.250	
San Diego	4120.250	

North Division

W	L	TPct.
Baltimore	10	60.625
Cincinnati	8	80.500
Pittsburgh	6100.375	
Cleveland	5110.313	

East Division

W	L	TPct.
New England	14	20.875
Miami	10	60.625
Buffalo	6100.375	
N.Y. Jets	6100.375	

South Division

Indianapolis	12	40.750
Tennessee †	12	40.750
Jacksonville	5110.313	
Houston	5110.313	

AFC Championship: New England 24, Indianapolis 14

NFC Championship: Carolina 14, Philadelphia 3

Super Bowl XXXVIII: New England 32, Carolina 29



West Division

W	L	TPct.
St. Louis	12	40.750
Seattle †	10	60.625
San Francisco	7	90.438
Arizona	4120.250	

North Division

W	L	TPct.
Green Bay	10	60.625
Minnesota	9	70.562
Chicago	7	90.438
Detroit	5110.313	

East Division

W	L	TPct.
Philadelphia	12	40.750
Dallas †	10	60.625
Washington	5110.313	
N.Y. Giants	4120.250	

South Division

Carolina	11	50.688
New Orleans	8	80.500
Tampa Bay	7	90.438
Atlanta	5110.313	

SCORE BY PERIODS

	1	2	3	4	OT	Total
CHIEFS TOTAL	112	153	82	131	6	484
Opp. Total	57	94	85	96	0	332

INDIVIDUAL STATISTICS

PASSING

	Att.	Cmp.	Yds.	Pct.	TD	Int	LG	Rating
Green	523	330	4039	63.1	24	12	67t	92.6
Collins	12	9	74	75.0	0	0	20	90.3
Holmes	1	0	0	0.0	0	0	0	39.6
Hall	0	0	0	---	0	0	---	---
CHIEFS TOTAL	536	339	4113	63.2	24	12	67T	92.4
Opp. Total	565	332	3614	58.8	19	25	77t	70.5

PASS RECEIVING

	No.	Yds.	Avg.	LG	TD
Holmes	74	690	9.3	36	0
Gonzalez	71	916	12.9	67	10
Kennison	56	853	15.2	51t	5
Morton	50	740	14.8	50	4
Hall	40	423	10.6	67t	1
Blaylock	15	181	12.1	63t	1
Richardson	12	76	6.3	14	0
Boerigter	11	158	14.4	30	0
Dunn	5	35	7.0	15	3
Easy	3	19	6.3	8	0
Baber	1	20	20.0	20	0
L. Johnson	1	2	2.0	2	0
CHIEFS TOTAL	339	4113	12.1	67T	24
Opp. Total	332	3614	10.9	77t	19

RUSHING

Holmes	320	1420	4.4	31t	27
Blaylock	22	112	5.1	25t	0
Morton	8	194	11.8	39	0
L. Johnson	20	85	4.3	15	1
Green	26	83	3.2	24	1
Hall	16	73	4.6	21	0
Richardson	24	60	2.5	14t	2
Kennison	2	9	4.5	31	0
Collins	8	-7	-0.9	7	0
CHIEFS TOTAL	446	1929	4.3	39	32
Opp. Total	453	2344	5.2	65t	18

TEAM LEADERS

Scoring: Priest Holmes	162 pts: 27 TDs (27 rush, 0 rec.)
INTs: Greg Wesley	6-63 yds.
Dexter McCleon	6-(-3) yds.
Tackles: Scott Fujita	151 (110 solo)
Sacks: Vonnie Holliday	5.5 (-50.0 yds.)
Punting: Jason Baker	80-3156 yds., 39.5 avg., 21 In 20, 68 LG
Punt Returns: Dante Hall	29-472 yds., 16.3 avg., 2 TDs
Kickoff Returns: Dante Hall	57-1478 yds., 25.9 avg., 2 TDs

2002

KANSAS CITY CHIEFS



8-8 • 4TH AFC WEST • DICK VERMEIL

Preseason (3-1)

8/10 W 17-14 at San Francisco 63,111
OT

8/17 W 19-9 HOUSTON 73,506

8/24 L 14-17 at Seattle 49,036

8/30 W 23-16 ST. LOUIS 73,410

Regular Season (8-8)

9/8 W 40-39 at Cleveland 72,938

9/15 L 16-23 JACKSONVILLE 77,934

9/22 L 38-41 at New England 68,436
OT

9/29 W 48-30 MIAMI 78,178

10/6 W 29-25 at N.Y. Jets 78,149

10/13 L 34-35 at San Diego 58,995

10/20 L 34-37 denver 78,446
OT

10/27 W 20-10 oakland 78,685

11/10 L 13-17 at San Francisco 67,881

11/17 W 17-16 BUFFALO 77,951

11/24 L 32-39 at Seattle 56,250

12/1 W 49-0 arizona 77,809

12/8 W 49-10 st. louis 78,601

12/15 L 24-31 at Denver 75,947

12/22 W 24-22 SAN DIEGO 77,899

12/28 L 0-24 at Oakland (Sat) 62,078

TEAM STATISTICS

	CHIEFS	OPP.
TOTAL FIRST DOWNS	343	367
Rushing/Passing/Penalty	140/179/24	120/227/20
3rd Down: Made/Att	77/185	87/205
3rd Down Pct.	41.6	42.4
4th Down: Made/Att	6/10	10/17
4th Down Pct.	60.0	58.8
TOTAL NET YARDS	6000	6248
Avg. Per Game	375.0	390.5
Total Plays	965	1081
Avg. Per Play	6.2	5.8
NET YARDS RUSHING	2378	2067
Avg. Per Game	148.6	129.2
Total Rushes	462	431
NET YARDS PASSING	3622	4181
Avg. Per Game	226.4	261.3
Sacked/Yards Lost	26/141	34/215
Gross Yards	3763	4396
Att./Completions	477/292	616/403
Completion Pct.	61.2	65.4
Had Intercepted	13	18
PUNTS/AVERAGE	65/37.3	60/39.1
Net Punting Avg.	65/31.2	60/32.0
PUNT RETURNS/YARDS	29/390	27/274
KICKOFF RETURNS/YARDS	67/1474	88/1880
PENALTIES/YARDS	75/700	100/827
FUMBLES/BALL LOST	7/2	20/13
TOUCHDOWNS	57	46
Rushing/Passing	26/27	19/27
Defensive/Kicking Game	1/3	0/0
TIME OF POSSESSION	28:57	31:03

SCORE BY PERIODS

	1	2	3	4	OT	Total
CHIEFS TOTAL	101	122	76	168	0	467
Opp. Total	67	117	79	130	6	399

INDIVIDUAL STATISTICS

PASSING

	Att.	Cmp.	Yds.	Pct.	TD	Int	LG	Rating
Green	470	287	3690	61.1	26	13	99t	92.6
Collins	6	5	73	83.3	1	0	29t	156.9
Holmes	1	0	0	0.0	0	0	0	39.6
CHIEFS TOTAL	477	292	3763	61.2	27	13	99T	93.5
Opp. Total	616	403	4396	65.4	27	18	82t	88.8

PASS RECEIVING

	No.	Yds.	Avg.	LG	TD
Holmes	70	672	9.6	64t	3
Gonzalez	63	773	12.3	42t	7
Kennison	53	906	17.1	64	2
Morton	29	397	13.7	30	1
Boerigter	20	420	21.0	99t	8
Hall	20	322	16.1	75t	3
Richardson	18	125	6.9	23	1
Cloud	6	48	8.0	13	0
Blaylock	5	47	9.4	21	0
Easy	3	23	7.7	13	1
Dunn	2	16	8.0	11	0
Baber	2	10	5.0	7	1
Minnis	1	4	4.0	4	0
CHIEFS TOTAL	292	3763	12.9	99T	27
Opp. Total	403	4396	10.9	82t	27

RUSHING

Holmes	313	1615	5.2	56	21
Green	31	225	7.3	24	1
Morton	10	124	12.4	36	0
Cloud	49	115	2.3	9	2
Richardson	22	81	3.7	14t	2
Blaylock	16	72	4.5	16	0
Kennison	7	58	8.3	31	0
Hall	11	54	4.9	21	0
Tait	1	28	28.0	28	0
Collins	1	7	7.0	7	0
Quinn	1	-1	-1.0	-1	0
CHIEFS TOTAL	462	2378	5.1	56	26
Opp. Total	431	2067	4.8	63t	19

TEAM LEADERS

Scoring: Priest Holmes	144 pts: 24 TDs (21 rush, 3 rec.)
INTs: Greg Wesley	6-170 yds.
Tackles: Mike Maslowski	162 (109 solo)
Sacks: Eric Hicks	9.0 (-69.5 yds.)
Punting: Dan Stryzinski	64-2422 yds., 37.8 avg., 15 In 20, 56 LG
Punt Returns: Dante Hall	29-390 yds., 13.4 avg., 2 TDs
Kickoff Returns: Dante Hall	57-1354 yds., 23.8 avg., 1 TD

REGULAR STARTERS

OFFENSE

WR Eddie Kennison
LT Willie Roaf
 LG Brian Waters
 C Casey Wiegmann
RG Will Shields
 RT John Tait
TE Tony Gonzalez
 WR Johnnie Morton
 QB Trent Green
 FB Tony Richardson
RB Priest Holmes
 K Morten Andersen

DEFENSE

LE Eric Hicks
 LT John Browning
 NT Derrick Ransom
 RE Duane Clemons
 LOLB Scott Fujita
 MLB Marvcus Patton
 ROLB Mike Maslowski
 LCB Eric Warfield
 RCB William Bartee
 SS Greg Wesley
 FS Shaunard Harts
 P Dan Stryzinski

PRO BOWLERS IN BOLD



West Division

	W	L	TPct.
Oakland	11	50.688	
Denver	9	70.562	
San Diego	8	80.500	
Kansas City	8	80.500	

North Division

	W	L	TPct.
Pittsburgh	10	51.656	
Cleveland †	9	70.562	
Baltimore	7	90.438	
Cincinnati	21	40.125	

East Division

	W	L	TPct.
N.Y. Jets	9	70.562	
New England	9	70.562	
Miami	9	70.562	
Buffalo	8	80.500	

South Division

Tennessee	11	50.688
Indianapolis †	10	60.625
Jacksonville	6	100.375
Houston	4	120.250

AFC Championship: Oakland 41, Tennessee 24
 NFC Championship: Tampa Bay 27, Philadelphia 10
 Super Bowl XXXVII: Tampa Bay 48, Oakland 21



West Division

	W	L	TPct.
San Francisco	10	60.625	
St. Louis	7	90.438	
Seattle	7	90.438	
Arizona	5	110.312	

North Division

	W	L	TPct.
Green Bay	12	40.750	
Minnesota	6	100.375	
Chicago	4	120.250	
Detroit	3	130.188	

East Division

	W	L	TPct.
Philadelphia	12	40.750	
N.Y. Giants †	10	60.625	
Washington	7	90.438	
Dallas	5	110.312	

South Division

Tampa Bay	12	40.750
Atlanta †	9	61.594
New Orleans	9	70.562
Carolina	7	90.438

2001

KANSAS CITY CHIEFS



6-10 • 4TH AFC WEST • DICK VERMEIL

Preseason (2-2)

8/12	W	20-0	WASHINGTON	75,703
8/18	W	10-9	CHICAGO	77,618
8/23	L	23-28	at Jacksonville	48,623
8/31	L	17-21	at St. Louis	65,463

Regular Season (6-10)

9/9	L	24-27	OAKLAND	78,844
9/23	L	3-13	N.Y. GIANTS	77,666
9/30	W	45-13	at Washington	76,573
10/7	L	6-20	at Denver	75,037
10/14	L	17-20	PITTSBURGH	78,413
10/21	L	16-24	at Arizona	35,916
10/25	L	28-35	INDIANAPOLIS (Thur) (N)74,212	
11/4	W	25-20	at San Diego	58,789
11/11	L	7-27	at N.Y. Jets	78,234
11/25	W	19-7	SEATTLE	77,357
11/29	L	10-23	PHILADELPHIA (Thur) (N)77,087	
12/9	L	26-28	at Oakland	60,784
12/16	W	26-23	DENVER	77,778
		OT		
12/23	W	20-17	SAN DIEGO	76,131
12/30	W	30-26	at Jacksonville	59,396
1/6	L	18-21	at Seattle	58,460

REGULAR STARTERS

OFFENSE

WR	Marvin Minnis
LT	John Tait
LG	Brian Waters
C	Casey Wiegmann
RG	Will Shields
RT	Marcus Spears
TE	Tony Gonzalez
WR	Derrick Alexander
QB	Trent Green
FB	Tony Richardson
RB	Priest Holmes
K	Todd Peterson

DEFENSE

LE	Eric Hicks
LT	John Browning
	Eric Downing
NT	Derrick Ransom
RE	Duane Clemons
LOLB	Lew Bush
MLB	Marvucus Patton
ROLB	Donnie Edwards
LCB	Ray Crockett
RCB	Eric Warfield
SS	Greg Wesley
FS	Jerome Woods
P	Dan Stryzinski

PRO BOWLERS IN BOLD



Western Division

	W	L	TPct.
Oakland	10	60.625	
Seattle	9	70.562	
Denver	8	80.500	
Kansas City	6	100.375	
San Diego	5	110.312	

Central Division

	W	L	TPct.
Pittsburgh	13	30.812	
Baltimore †	10	60.625	
Cleveland	7	90.438	
Tennessee	7	90.438	
Jacksonville	6	100.375	
Cincinnati	6	100.375	

Eastern Division

	W	L	TPct.
New England	11	50.688	
Miami †	11	50.688	
N.Y. Jets †	10	60.625	
Indianapolis	6	100.375	
Buffalo	3	130.188	

AFC Championship: New England 24, Pittsburgh 17

NFC Championship: St. Louis 29, Philadelphia 24

Super Bowl XXXVI: New England 20, St. Louis 17



Western Division

	W	L	TPct.
St. Louis	14	20.875	
San Francisco †	12	40.750	
New Orleans	7	90.438	
Atlanta	7	90.438	
Carolina	1	150.062	

Central Division

	W	L	TPct.
Chicago	13	30.812	
Green Bay †	12	40.750	
Tampa Bay †	9	70.562	
Minnesota	5	110.312	
Detroit	2	2140.125	

Eastern Division

	W	L	TPct.
Philadelphia	11	50.688	
Washington	8	80.500	
N.Y. Giants	7	90.438	
Arizona	7	90.438	
Dallas	5	110.312	

TEAM STATISTICS

	CHIEFS	OPP.
TOTAL FIRST DOWNS	324	296
Rushing/Passing/Penalty	119/178/27	111/167/18
3rd Down: Made/Att	70/195	86/218
3rd Down Pct.	35.9	39.4
4th Down: Made/Att	5/16	5/8
4th Down Pct.	31.3	62.5
TOTAL NET YARDS	5673	5304
Avg. Per Game	354.6	331.5
Total Plays	1015	1003
Avg. Per Play	5.6	5.3
NET YARDS RUSHING	2008	2140
Avg. Per Game	125.5	133.8
Total Rushes	448	481
NET YARDS PASSING	3665	3164
Avg. Per Game	229.1	197.8
Sacked/Yards Lost	39/198	31/239
Gross Yards	3863	3403
Att./Completions	528/300	491/296
Completion Pct.	56.8	60.3
Had Intercepted	24	13
PUNTS/AVERAGE	75/40.5	79/41.0
Net Punting Avg.	75/35.3	79/35.6
PUNT RETURNS/YARDS	44/326	31/288
KICKOFF RETURNS/YARDS	61/1292	65/1474
PENALTIES/YARDS	68/602	87/761
FUMBLES/BALL LOST	19/9	23/13
TOUCHDOWNS	34	37
Rushing/Passing	16/17	15/19
Defensive/Kicking Game	1/0	1/2
TIME OF POSSESSION	29:07	30:53

SCORE BY PERIODS

	1	2	3	4	OT	Total
CHIEFS TOTAL	56	92	64	105	3	320
Opp. Total	43	115	103	83	0	344

INDIVIDUAL STATISTICS

PASSING

	Att.	Cmp.	Yds.	Pct.	TD	Int	LG	Rating
Green	523	296	3783	56.6	17	24	67t	71.1
Collins	4	3	40	75.0	0	0	26	106.3
Gonzalez	1	1	40	100.0	0	0	40	118.8
CHIEFS TOTAL	528	300	3863	56.8	17	24	67T	71.7
Opp. Total	491	296	3403	60.3	19	13	49	83.1

PASS RECEIVING

	No.	Yds.	Avg.	LG	TD
Gonzalez	73	917	12.6	36	6
Holmes	62	614	9.9	67t	2
Minnis	33	511	15.5	56	1
Kennison	16	322	20.1	65	0
Richardson	30	265	8.8	47	0
Alexander	27	470	17.4	46	3
Thomas	19	247	13.0	28	1
Ricks	18	252	14.0	40	1
Parker	15	199	13.3	44	2
Dunn	4	54	13.5	28	1
J. Williams	2	11	5.5	9	0
Green	1	1	1.0	1	0
CHIEFS TOTAL	300	3863	12.9	67T	17
Opp. Total	296	3403	11.5	49	19

RUSHING

	No.	Yds.	Avg.	LG	TD
Holmes	327	1555	4.8	41	8
Richardson	66	191	2.9	19	7
Green	35	158	4.5	16	0
Cloud	7	54	7.7	16	1
Kennison	2	13	6.5	14	0
Alexander	2	16	8.0	15	0
Hall	2	10	5.0	6	0
Gonzalez	1	9	9.0	9	0
Collins	2	6	3.0	7	0
Parker	3	6	2.0	7	0
Stryzinski	1	-10	-10	-10	0
CHIEFS TOTAL	448	2008	4.5	41	16
Opp. Total	481	2140	4.4	77t	15

TEAM LEADERS

Scoring: Todd Peterson	108 pts: 27 PATs, 27 FGs
INTs: Eric Warfield	4-61 yds., 1 TD
Tackles: Donnie Edwards	147 (112 solo)
Sacks: Duane Clemons	7.0 (-68.5 yds.)
Punting: Dan Stryzinski	73-2976 yds., 40.8 avg., 27 In 20, 76 LG
Punt Returns: Dante Hall	32-235 yds., 7.3 avg., 0 TDs
Kickoff Returns: Dante Hall	43-969 yds., 22.5 avg., 0 TDs

2000

KANSAS CITY CHIEFS



7-9 • 3RD AFC WEST • GUNTHER CUNNINGHAM

Preseason (0-4)

8/5	L	10-14	at Tennessee	68,016
8/13	L	10-33	San Francisco	76,682
8/19	L	22-26	Jacksonville	75,120
8/25	L	14-37	at Tampa Bay	64,267

Regular Season (7-9)

9/3	L	14-27	Indianapolis	78,357
9/10	L	14-17 OT	at Tennessee	68,203
9/17	W	42-10	San Diego	77,604
9/24	W	23-22	at Denver	74,596
10/2	W	24-17...	Seattle (Mon)	(N)82,893
10/15	L	17-20	Oakland	79,025
10/22	W	54-34	St. Louis	79,142
10/29	W	24-19	at Seattle	62,141
11/5	L	31-49	at Oakland	62,428
11/12	L	7-21	at San Francisco	68,002
11/19	L	17-21	Buffalo	78,457
11/26	L	16-17	at San Diego	47,228
12/4	L	24-30	at New England (Mon) (N)	60,292
12/10	W	15-14	Carolina	77,481
12/17	W	20-7	Denver	78,406
12/24	L	13-29	at Atlanta	41,017

TEAM STATISTICS

	CHIEFS	OPP.
TOTAL FIRST DOWNS	321	330
Rushing/Passing/Penalty	84/207/30	103/201/26
3rd Down: Made/Att	75/204	84/207
3rd Down Pct.	36.8	40.6
4th Down: Made/Att	4/13	8/11
4th Down Pct.	30.8	72.7
TOTAL NET YARDS	5614	5280
Avg. Per Game	350.9	330.0
Total Plays	999	1041
Avg. Per Play	5.6	5.1
NET YARDS RUSHING	1465	1809
Avg. Per Game	91.6	113.1
Total Rushes	383	441
NET YARDS PASSING	4149	3471
Avg. Per Game	259.3	216.9
Sacked/Yards Lost	34/259	51/266
Gross Yards	4408	3737
Attempts/Completions	582/342	549/358
Pct. of Completions	58.8	65.2
Had Intercepted	15	15
Punts/Average	82/44.6	78/43.1
Net Punting Avg.	82/35.8	78/36.8
PUNT RETURNS/YARDS	37/295	43/559
KICKOFF RETURNS/YARDS	70/1466	70/1679
Penalties/Yards	118/848	108/1020
Fumbles/Ball Lost	23/11	19/14
Touchdowns	44	42
Rushing/Passing	12/29	13/25
Defensive/Kicking Game	3/0	4/0
TIME OF POSSESSION	27:36	32:24

REGULAR STARTERS

OFFENSE

WR	Sylvester Morris
LT	John Tait
LG	Jeff Blackshear
C	Tim Grunhard
RG	Will Shields
RT	Victor Riley
TE	Tony Gonzalez
WR	Derrick Alexander
QB	Elvis Grbac
FB	Tony Richardson
RB	Kimble Anders
	Tony Richardson
K	Pete Stoyanovich
	Todd Peterson

DEFENSE

LE	Eric Hicks
LT	Chester McGlockton
RT	Dan Williams
RE	Duane Clemons
LOLB	Lew Bush
	Mike Maslowski
MLB	Marvucs Patton
ROLB	Donnie Edwards
LCB	Pat Dennis
RCB	James Hasty
SS	Greg Wesley
FS	Jerome Woods
P	Todd Sauerbrun

PRO BOWLERS IN BOLD

	1	2	3	4	OT	Total
CHIEFS TOTAL	50	99	82	124	0	355
Opp. Total	75	123	64	89	3	354

INDIVIDUAL STATISTICS

PASSING

	Att.	Cmp.	Yds.	Pct.	TD	Int	LG	Rating
Grbac	547	326	4169	59.6	28	14	81t	89.9
Moon	34	15	208	44.1	1	1	41	61.9
Morris	1	1	31	100.0	0	0	31	118.8
CHIEFS TOTAL	582	342	4408	58.8	29	15	81T	88.5
Opp. Total	549	358	3737	65.2	25	15	47	88.6

PASS RECEIVING

	No.	Yds.	Avg.	LG	TD
Gonzalez	93	1203	12.9	39	9
Alexander	78	1391	17.8	81t	10
Richardson	58	468	8.1	24	3
Morris	48	678	14.1	47	3
Lockett	33	422	12.8	34t	2
Anders	15	76	5.1	12	0
Drayton	8	70	8.8	21	2
Parker	3	41	13.7	27	0
Dunn	2	26	13.0	20	0
Bennett	2	17	8.5	13	0
Cloud	2	16	8.0	13	0
CHIEFS TOTAL	342	4408	12.9	81T	29
Opp. Total	358	3737	10.4	47	25

RUSHING

Richardson	147	697	4.7	33
Anders	76	331	4.4	69
Moreau	67	179	2.7	22
Grbac	30	110	3.7	22
Cloud	30	84	2.8	15t
Alexander	3	45	15.0	26
Bennett	27	24	0.9	6
Moon	2	2	1.0	2
Parker	1	-7	-7.0	-7
CHIEFS TOTAL	383	1465	3.8	69
Opp. Total	441	1822	4.1	50

TEAM LEADERS

Scoring: Todd Peterson	70 pts: 25 PATs, 15 FGs
INTs: James Hasty	4-53 yds., 0 TDs
Tackles: Donnie Edwards	151 (119 solo)
Sacks: Eric Hicks	14.0 (-73.0 yds.)
Punting: Todd Sauerbrun	82-3656 yds., 44.6 avg., 28 In 20, 68 LG
Punt Returns: Kevin Lockett	26-208 yds., 8.0 avg., 0 TDs
Kickoff Returns: Mike Cloud	36-779 yds., 21.6 avg., 0 TDs



Western Division

	W	L	TPct.
Oakland	12	40	750
Denver †	11	50	688
Kansas City	7	90	438
Seattle	6100	375	
San Diego	1150	063	

Central Division

	W	L	TPct.
Tennessee	13	30	813
Baltimore †	12	40	750
Pittsburgh	9	70	563
Jacksonville	7	90	438
Cincinnati	4120	250	
Cleveland	3130	188	

Eastern Division

	W	L	TPct.
Miami	11	50	688
Indianapolis †	10	60	625
N.Y. Jets	9	70	563
Buffalo	8	80	500
New England	5110	313	



Western Division

	W	L	TPct.
New Orleans	10	60	625
St. Louis †	10	60	625
Carolina	7	90	438
San Francisco	6100	375	
Atlanta	4120	250	

Central Division

	W	L	TPct.
Minnesota	11	50	688
Tampa Bay †	10	60	625
Detroit	9	70	563
Green Bay	9	70	563
Chicago	5110	313	

Eastern Division

	W	L	TPct.
N.Y. Giants	12	40	750
Philadelphia †	11	50	688
Washington	8	80	500
Dallas	5110	313	
Arizona	3130	188	

AFC Championship: Baltimore 16, Oakland 3

NFC Championship: N.Y. Giants 41, Minnesota 30

Super Bowl XXXV: Baltimore 34, N.Y. Giants 7

1999

KANSAS CITY CHIEFS



9-7 • 2ND AFC WEST • GUNTHER CUNNINGHAM

Preseason (2-2)

8/15	W	22-20	Tennessee	75,152
8/21	L	7-17	Tampa Bay	76,292
8/26	L	6-31	at Jacksonville	56,932
9/3	W	34-27	at San Diego	46,005

Regular Season (9-7)

9/12	L	17-20	at Chicago	58,381
9/19	W	26-10	DENVER	78,683
9/26	W	31-21	DETROIT	78,384
10/3	L	14-21	at San Diego	58,099
10/10	W	16-14	NEW ENGLAND	78,636
10/21	W	35-8	at Baltimore (Thur)	
			(N)68,771	
10/31	W	34-0	SAN?DIEGO	78,473
11/7	L	17-25	at Indianapolis	56,689
11/14	L	10-17	at Tampa Bay	64,927
11/21	L	19-30	SEATTLE	78,714
11/28	W	37-34	at Oakland	48,632
12/5	W	16-10	at Denver	73,855
12/12	W	31-28	MINNESOTA (N)	78,932
12/18	W	35-19	PITTSBURGH (Sat)	78,697
12/26	L	14-23	at Seattle	66,332
1/2	L	38-41	OAKLAND	79,026
			OT	

TEAM STATISTICS

	CHIEFS	OPP.
TOTAL FIRST DOWNS	282	281
Rushing/Passing/Penalty	108/164/10	80/173/28
3rd Down: Made/Att	96/243	65/215
3rd Down Pct.	39.5	30.2
4th Down: Made/Att	6/11	6/13
4th Down Pct.	54.5	46.2
TOTAL NET YARDS	5321	5039
Avg. Per Game	332.6	314.9
Total Plays	1049	1033
Avg. Per Play	5.1	4.9
NET YARDS RUSHING	2082	1557
Avg. Per Game	130.1	97.3
Total Rushes	521	415
NET YARDS PASSING	3239	3482
Avg. Per Game	202.4	217.6
Sacked/Yards Lost	26/170	40/286
Gross Yards	3409	3768
Attempts/Completions	502/295	578/317
Pct. of Completions	58.8	54.8
Had Intercepted	15	25
Punts/Average	104/40.9	98/43.5
Net Punting Avg.	104/35.1	98/35.4
PUNT RETURNS/YARDS	58/706	46/406
KICKOFF RETURNS/YARDS	63/1182	78/1544
Penalties/Yards	126/982	107/787
Fumbles/Ball Lost	22/9	31/20
Touchdowns	47	38
Rushing/Passing	14/22	10/24
Defensive/Kicking Game	9/2	1/3
TIME OF POSSESSION	30:20	29:40

REGULAR STARTERS

OFFENSE

WR Andre Rison
 LT Glenn Parker
 LG Dave Szott
C Tim Grunhard
RG Will Shields
 RT Victor Riley
TE Tony Gonzalez
 WR Derrick Alexander
 QB Elvis Grbac
 FB Tony Richardson
 RB Bam Morris
 K Pete Stoyanovich

DEFENSE

LE Eric Hicks
 LT Chester McGlockton
 RT Tom Barndt
 RE Leslie O'Neal
 Dan Williams
 LOLB Derrick Thomas
 MLB Marvucus Patton
 ROLB Donnie Edwards
 LCB Cris Dishman
 RCB James Hasty
 SS Reggie Tongue
 FS Jerome Woods
 P Daniel Pope

PRO BOWLERS IN BOLD

	1	2	3	4	OT	Total
CHIEFS TOTAL	84	105	93	108	0	390
Opp. Total	50	133	74	62	3	322

INDIVIDUAL STATISTICS

PASSING

	Att.	Cmp.	Yds.	Pct.	TD	Int	LG	Rating
Grbac	499	294	3389	58.9	22	15	86t	81.7
Moon	3	1	20	33.3	0	0	20	57.6
CHIEFS TOTAL	502	295	3409	58.8	22	15	86T	81.5
Opp. Total	578	317	3768	54.8	24	25	54	70.8

PASS RECEIVING

	No.	Yds.	Avg.	LG	TD
Gonzalez	76	849	11.2	73t	11
Alexander	54	832	15.4	86t	2
Horn	35	586	16.7	76t	6
Lockett	34	426	12.5	39t	2
Richardson	24	141	5.9	29	0
Rison	21	218	10.4	20	0
Shehee	18	136	7.6	17	0
Johnson	10	98	9.8	19	1
Bennett	10	41	4.1	12	0
Morris	7	37	5.3	9	0
Cloud	3	25	8.3	12	0
Anders	2	14	7.0	9	0
Jacoby	1	6	6.0	6	0
CHIEFS TOTAL	295	3409	11.6	86T	22
Opp. Total	317	3768	11.9	54	24

RUSHING

	No.	Yds.	Avg.	LG	TD
Bennett	161	627	3.9	44	8
Morris	120	414	3.5	24	3
Richardson	84	387	4.6	26	1
Shehee	65	238	3.7	18	1
Anders	32	181	5.7	46	0
Cloud	35	128	3.7	14	0
Alexander	2	82	41.0	82t	1
Horn	2	15	7.5	9	0
Grbac	19	10	0.5	8	0
Pope	1	0	0.0	0	0
CHIEFS TOTAL	521	2082	4.0	82T	14
Opp. Total	415	1557	3.8	45	10

TEAM LEADERS

Scoring: Pete Stoyanovich 108 pts: 45 PATs, 21 FGs
INTs: James Hasty 7-98 yds., 2 TDs
Tackles: Donnie Edwards 143 (105 solo)
Sacks: Derrick Thomas 7.0 (-65.0 yds.)
Punting: Daniel Pope 101-4218 yds., 41.8 avg., 20 In 20, 64 LG
Punt Returns: Tamarick Vanover 51-627 yds., 12.3 avg., 2 TDs
Kickoff Returns: Tamarick Vanover 44-886 yds., 20.1 avg., 0 TDs



Western Division

	W	L	TPct.
Seattle	9	70.563	
Kansas City	9	70.563	
San Diego	8	80.500	
Oakland	8	80.500	
Denver	6	100.375	

Central Division

	W	L	TPct.
Jacksonville	14	20.875	
Tennessee	13	30.813	
Baltimore	8	80.500	
Pittsburgh	6	100.375	
Cincinnati	4	120.250	
Cleveland	2	140.125	

Eastern Division

	W	L	TPct.
Indianapolis	13	30.813	
Buffalo	11	50.688	
Miami	9	70.563	
N.Y. Jets	8	80.500	
New England	8	80.500	

AFC Championship: Tennessee 33, Jacksonville 14

NFC Championship: St. Louis 11, Tampa Bay 6

Super Bowl XXXIV: St. Louis 23, Tennessee 16



Western Division

	W	L	TPct.
St. Louis	13	30.813	
Carolina	8	80.500	
Atlanta	5	110.313	
San Francisco	4	120.250	
New Orleans	3	130.188	

Central Division

	W	L	TPct.
Tampa Bay	11	50.688	
Minnesota	10	60.625	
Detroit	8	80.500	
Green Bay	8	80.500	
Chicago	6	100.375	

Eastern Division

	W	L	TPct.
Washington	10	60.625	
Dallas	8	80.500	
N.Y. Giants	7	90.438	
Arizona	6	100.375	
Philadelphia	5	110.313	

1998

KANSAS CITY CHIEFS



7-9 • 4TH AFC WEST • MARTY SCHOTTENHEIMER

Preseason (2-3)

8/1	L	24-27 OT	Green Bay (Tokyo, Japan)	42,018
8/8	W	17-13	Tampa Bay (Norman, OK)	43,657
8/15	L	0-34	at Minnesota	60,995
8/22	W	22-21	Jacksonville	71,079
8/28	L	6-10	st. Louis	69,501

Regular Season (7-9)

9/6	W	28-8	Oakland (N)	78,945
9/13	L	16-21	at Jacksonville	69,821
9/20	W	23-7	San Diego	73,730
9/27	W	24-21	at Philadelphia	66,675
10/4	W	17-6	Seattle (N)	66,418
10/11	L	10-40	at New England	59,749
10/26	L	13-20	Pittsburgh (Mon) (N)	79,431
11/1	L	17-20	N.Y. Jets	65,104
11/8	L	12-24	at Seattle	66,251
11/16	L	7-30	Denver (Mon) (N)	78,100
11/22	L	37-38	at San Diego	59,894
11/29	W	34-24	Arizona	69,613
12/6	L	31-35	at Denver	74,962
12/13	W	20-17	Dallas	77,697
12/20	L	7-28	at N.Y. Giants	66,040
12/26	W	31-24	at Oakland (Sat)	52,679

REGULAR STARTERS

OFFENSE

WR	Andre Rison
LT	Jeff Criswell
LG	Glenn Parker
C	Tim Grunhard
RG	Will Shields
RT	Victor Riley
TE	Tony Gonzalez
WR	Derrick Alexander
QB	Elvis Grbac
	Rich Gannon
FB	Kimble Anders
RB	Donnell Bennett
K	Pete Stoyanovich

DEFENSE

LE	John Browning
NT	Tom Barndt
RE	Chester McGlockton
FALC	Derrick Thomas
	Leslie O'Neal
ILB	Wayne Simmons
MLB	Donnie Edwards
RLB	Anthony Davis
LCB	Dale Carter
	Mark McMillian
RCB	James Hasty
SS	Reggie Tongue
FS	Jerome Woods
P	Louie Aguiar

PRO BOWLERS IN BOLD



Western Division

W	L	TPct.
Denver	14	20.875
Oakland	8	80.500
Seattle	8	80.500
Kansas City	7	90.438
San Diego	5	110.313

Central Division

W	L	TPct.
Jacksonville	11	50.688
Tennessee	8	80.500
Pittsburgh	7	90.438
Baltimore	6	100.375
Cincinnati	3	130.188

Eastern Division

W	L	TPct.
N.Y. Jets	12	40.750
Buffalo	10	60.625
Miami	10	60.625
New England	9	70.563
Indianapolis	3	130.188



Western Division

W	L	TPct.
Atlanta	14	20.875
San Francisco	12	40.750
New Orleans	6	100.375
Carolina	4	120.250
St. Louis	4	120.250

Central Division

W	L	TPct.
Minnesota	15	10.938
Green Bay	11	50.688
Tampa Bay	8	80.500
Detroit	5	110.313
Chicago	4	120.250

Eastern Division

W	L	TPct.
Dallas	10	60.625
Arizona	9	70.563
N.Y. Giants	8	80.500
Washington	6	100.375
Philadelphia	3	130.188

AFC Championship: Denver 23, N.Y. Jets 10

NFC Championship: Atlanta 30, Minnesota 27

Super Bowl XXXIII: Denver 34, Atlanta 19

TEAM STATISTICS

	CHIEFS	OPP.
TOTAL FIRST DOWNS	289	321
Rushing/Passing/Penalty	103/153/33	119/146/56
3rd Down: Made/Att	70/220	69/204
3rd Down Pct.	31.8	33.8
4th Down: Made/Att	13/25	6/12
4th Down Pct.	52.0	50.0
TOTAL NET YARDS	4808	4854
Avg. Per Game	300.5	303.4
Total Plays	1012	1010
Avg. Per Play	4.8	4.8
NET YARDS RUSHING	1548	1869
Avg. Per Game	96.8	116.8
Total Rushes	433	491
NET YARDS PASSING	3260	2985
Avg. Per Game	203.8	186.6
Sacked/Yards Lost	36/212	40/268
Gross Yards	3472	3253
Attempts/Completions	543/305	479/259
Pct. of Completions	56.2	54.1
Had Intercepted	18	13
Punts/Average	77/42.3	77/42.2
Net Punting Avg.	77/34.3	77/36.0
PUNT RETURNS/YARDS	38/316	41/513
KICKOFF RETURNS/YARDS	63/1319	69/1374
Penalties/Yards	158/1304	138/1292
Fumbles/Ball Lost	35/14	36/20
Touchdowns	35	44
Rushing/Passing	19/15	22/17
Defensive/Kicking Game	1/0	3/2
TIME OF POSSESSION	29:53	30:07
SCORE BY PERIODS	1 2 3 4 OT	Total
CHIEFS TOTAL	77 67 105 78 0	327
Opp. Total	101 100 65 97 0	363

INDIVIDUAL STATISTICS

PASSING

	Att.	Cmp.	Yds.	Pct.	TD	Int	LG	Rating
Gannon	354	206	2305	58.2	10	6	80t	80.1
Grbac	188	98	1142	52.1	5	12	65	53.1
Hughes	1	1	25	100.0	0	0	25	118.8
CHIEFS TOTAL	543	305	3472	56.2	15	18	80t	70.9
Opp. Total	479	259	3253	54.1	17	13	58	76.0

PASS RECEIVING

	No.	Yds.	Avg.	LG	TD
Anders	64	462	7.2	29	2
Gonzalez	59	621	10.5	32	2
Alexander	54	992	18.4	65	4
Rison	40	542	13.6	80t	5
Lockett	19	281	14.8	38	0
Bennett	16	91	5.7	14	1
Horn	14	198	14.1	57	1
Popson	13	90	6.9	17	0
Morris	12	95	7.9	29	0
Shehee	10	73	7.3	14	0
Richardson	2	13	6.5	15	0
Hughes	1	10	10.0	10	0
Shields	1	4	4.0	4	0
CHIEFS TOTAL	305	3472	11.4	80t	15
Opp. Total	259	3253	12.6	58	17

RUSHING

Bennett	148	527	3.6	26
Morris	129	481	3.7	38
Anders	58	230	4.0	20
Gannon	44	168	3.8	21
Shehee	22	57	2.6	10
Richardson	20	45	2.3	6
Grbac	7	27	3.9	10
Rison	2	12	6.0	11
Vanover	2	1	0.5	2
Horn	1	0	0.0	0
CHIEFS TOTAL	433	1548	3.6	38
Opp. Total	491	1869	3.8	72t

TEAM LEADERS

Scoring: Pete Stoyanovich	115 pts: 34 PATs, 27 FGs
INTs: James Hasty	4-42 yds., 0 TDs
Tackles: Donnie Edwards	151 (97 solo)
Sacks: Derrick Thomas	12.0 (-79.0 yds.)
Punting: Louie Aguiar	75-3226 yds., 43.0 avg., 20 In 20, 59 LG
Punt Returns: Tamarick Vanover	27-264 yds., 9.8 avg., 0 TDs
Kickoff Returns: Tamarick Vanover	41-956 yds., 23.3 avg., 0 TDs

1997

KANSAS CITY CHIEFS



13-3 • 1ST AFC WEST • MARTY SCHOTTENHEIMER

Preseason (1-3)				
8/2	L	14-28	Pittsburgh	72,726
8/9	L	7-26	at New Orleans	55,211
8/14	W	30-10	carolina	76,972
8/22	L	13-14	at St. Louis	63,936
Regular Season (13-3)				
8/31	L	3-19	at Denver	75,600
9/8	W	28-27	at Oakland (Mon) (N)	61,523
9/14	W	22-16	Buffalo	78,169
9/21	W	35-14	at Carolina	67,402
9/28	W	20-17 OT	Seattle	77,877
10/5	L	14-17	at Miami	71,794
10/16	W	31-3	San Diego (Thur) (N)	77,196
10/26	W	28-20	at St. Louis	64,864
11/3	W	13-10	Pittsburgh (Mon) (N)	78,301
11/9	L	10-24	at Jacksonville	70,444
11/16	W	24-22	Denver	77,963
11/23	W	19-14	at Seattle	66,264
11/30	W	44-9	San Francisco	77,535
12/7	W	30-0	Oakland	76,379
12/14	W	29-7	at San Diego	54,594
12/21	W	25-13	New Orleans	66,772
AFC Divisional Playoff Game				
1/4	L	10-14	denver (Sat)	76,965

4th Down Pct.	31.3	30.8
TOTAL NET YARDS	5064	4880
Avg. Per Game	316.5	305.0
Total Plays	1054	974
Avg. Per Play	4.8	5.0
NET YARDS RUSHING	2171	1621
Avg. Per Game	135.7	101.3
Total Rushes	529	413
Avg. Per Play	4.1	3.9
NET YARDS PASSING	2893	3259
Avg. Per Game	180.8	203.7
Sacked/Yards Lost	32/236	54/359
Gross Yards	3129	3618
Attempts/Completions	493/281	507/271
Pct. of Completions	57.0	53.5
Had Intercepted	10	21
PUNTS/AVERAGE	83/42.0	84/41.3
Net Punting Avg.	38.0	33.9
PUNT RETURNS/YARDS	35/383	39/255
KICKOFF RETURNS/YARDS	54/1345	80/1672
PENALTIES/YARDS	121/1035	113/977
FUMBLES/LOST	21/10	30/13
TOUCHDOWNS	42	23
Rushing/Passing	15/20	8/15
Returns: Off./Def./Kicking Game*	1/4/2	0/0
TIME OF POSSESSION	31:16	28:44

SCORE BY PERIODS	1	2	3	4	OT	Total
CHIEFS TOTAL	63	149	59	101	3	375
Opp. Total	61	80	47	44	0	232

REGULAR STARTERS

OFFENSE		DEFENSE	
WR Andre Rison	LT	Vaughn Booker	
LT Jeff Criswell	RT	Joe Phillips	
LG Dave Szott	RE	John Browning	
C Tim Grunhard	LOLB	Derrick Thomas	
RG Will Shields	ILB	Terry Wooden	
RT Glenn Parker		Wayne Simmons	
TE Ted Popson	MLB	Donnie Edwards	
WR Lake Dawson	ROLB	Anthony Davis	
QB Elvis Grbac	LCB	Dale Carter	
FB Kimble Anders	RCB	James Hasty	
RB Greg Hill	SS	Reggie Tongue	
K Pete Stoyanovich	FS	Jerome Woods	
	P	Louie Aguiar	

PRO BOWLERS IN BOLD

INDIVIDUAL STATISTICS

PASSING									
	Att.	Cmp.	Yds.	Pct.	TD	Int	LG	Rating	
Grbac	314	179	1943	57.6	11	6	55t	79.1	
Gannon	175	98	1144	56.0	7	4	47	79.8	
Tolliver	1	1	-8	100.0	0	0	-8	79.2	
Allen	2	2	15	100.0	2	0	14t	137.5	
Aguiar	1	1	35	100.0	0	0	35	118.8	
CHIEFS TOTAL	493	281	3129	57.0	20	10	55T	81.1	
Opp. Total	507	271	3618	53.5	15	21	78	69.0	

PASS RECEIVING					
	No.	Yds.	Avg.	LG	TD
Rison	72	1092	15.2	45	7
Anders	59	453	7.7	55t	2
Popson	35	320	9.1	21	2
Gonzalez	33	368	11.2	30	2
Dawson	21	273	13.0	27	2
Hill	12	126	10.5	39	0
Allen	11	86	7.8	18	0
Vanover	7	92	13.1	42	0
Hughes	7	65	9.3	14t	2
Bennett	7	5	0.7	4	0
Perriman	6	83	13.8	27	0
Walker	5	60	12.0	22	0
Richardson	3	6	2.0	3t	3
Horn	2	65	32.5	47	0
Lockett	1	35	35.0	35	0
CHIEFS TOTAL	281	3129	11.1	55T	20
Opp. Total	271	3618	13.4	78	15

RUSHING				
Hill	157	550	3.5	38
Allen	124	505	4.1	30
Anders	79	397	5.0	43
Bennett	94	369	3.9	14
Grbac	30	168	5.6	20
Gannon	33	109	3.3	13
Vanover	5	50	10.0	17
Aguiar	2	11	5.5	6
Richardson	2	11	5.5	6
Tolliver	2	-1	-0.5	0
Rison	1	2	2.0	2
CHIEFS TOTAL	529	2171	4.1	43
Opp. Total	413	1621	3.9	45

TEAM LEADERS

Scoring: Pete Stoyanovich	113 pts: 35 PATs, 26 FGs
INTs: Mark McMillian	8-274 yds., 3 TDs
Tackles: Reggie Tongue	142 (91 solo)
Sacks: Dan Williams	10.5 (-57.5 yds.)
Punting: Louie Aguiar	82-3465 yds., 42.3 avg., 28 In 20, 65 LG
Punt Returns: Tamarick Vanover	35-383 yds., 10.9 avg., 1 TD
Kickoff Returns: Tamarick Vanover	51-1308 yds., 25.6 avg., 1 TD

AMERICAN CONFERENCE		NATIONAL CONFERENCE	
Western Division		Western Division	
W L TPct.		W L TPct.	
Kansas City 13 30.813		San Francisco 13 30.813	
Denver † 12 40.750		Atlanta 7 90.438	
Seattle 8 80.500		Carolina 7 90.438	
Oakland 4120.250		New Orleans 6100.375	
San Diego 4120.250		St. Louis 5110.313	
Central Division		Central Division	
W L TPct.		W L TPct.	
Pittsburgh 11 50.688		Green Bay 13 30.813	
Jacksonville † 11 50.688		Tampa Bay † 10 60.625	
Tennessee 8 80.500		Detroit † 9 70.563	
Cincinnati 7 90.438		Minnesota † 9 70.563	
Baltimore 6 91.406		Chicago 4120.250	
Eastern Division		Eastern Division	
W L TPct.		W L TPct.	
New England 10 60.625		N.Y. Giants 10 51.656	
Miami † 9 70.563		Washington 8 71.531	
N.Y. Jets 9 70.563		Philadelphia 6 91.406	
Buffalo 6100.375		Dallas 6100.375	
Indianapolis 3130.188		Arizona 4120.250	
AFC Championship: Denver 24, pittsburgh 21			
NFC Championship: Green Bay 23, San Francisco 10			
Super Bowl XXXII: Denver 31, Green Bay 24			

TEAM STATISTICS

	CHIEFS	OPP.
TOTAL FIRST DOWNS	315	278
Rushing/Passing/Penalty	129/163/23	94/158/26
3rd Down: Made/Att.	93/225	65/206
3rd Down Pct.	41.3	31.6
4th Down: Made/Att.	5/16	4/13

1996

KANSAS CITY CHIEFS



9-7 • 2ND AFC WEST • MARTY SCHOTTENHEIMER

Preseason (3-1)				
8/5	W	32-6	Dallas (Mon) (Monterrey, Mex.)	
				45,128
8/10	W	42-6	New Orleans	65,710
8/17	L	30-34	St. Louis	72,191
8/22	W	14-10	at Chicago	51,111
Regular Season (9-7)				
9/1	W	20-19	at Houston	27,725
9/8	W	19-3	Oakland	79,281
9/15	W	35-17	at Seattle	39,790
9/22	W	17-14	Denver	79,439
9/29	L	19-22	at San Diego	59,384
10/7	L	7-17	Pittsburgh (Mon) (N)	79,189
10/17	W	34-16	Seattle (Thur) (N)	76,057
10/27	L	7-34	at Denver	75,652
11/3	W	21-6	at Minnesota	59,552
11/10	W	27-20	Green Bay	79,281
11/17	W	14-10	Chicago	76,762
11/24	L	14-28	San Diego	69,472
11/28	W	28-24	at Detroit (Thur)	
			(Thnks).75,079	
12/9	L	7-26	at Oakland (Mon) (N)	57,082
12/15	L	19-24	Indianapolis	71,136
12/22	L	9-20	at Buffalo	68,671

4th Down Pct.	47.1	30.0
TOTAL NET YARDS	4899	5204
Avg. Per Game	306.2	325.3
Total Plays	1045	1008
Avg. Per Play	4.7	5.2
NET YARDS RUSHING	2009	1666
Avg. Per Game	125.6	104.1
Total Rushes	488	441
Avg. Per Play	4.1	3.8
NET YARDS PASSING	2890	3538
Avg. Per Game	180.6	221.1
Sacked/Yards Lost	27/203	31/193
Gross Yards	3093	3731
Attempts/Completions	530/290	536/289
Completion Pct.	54.7	53.9
Had Intercepted	14	17
PUNTS/AVERAGE	88/41.7	71/41.8
Net Punting Avg.	33.8	36.2
PUNT RETURNS/YARDS	33/282	42/492
KICKOFF RETURNS/YARDS	66/1567	64/1300
PENALTIES/YARDS	122/901	103/876
FUMBLES/LOST	17/10	23/10
TOUCHDOWNS	35	32
Rushing/Passing	15/18	11/19
Defensive/Kicking Game	1/1	1/1
TIME OF POSSESSION	30:39	29:21

SCORE BY PERIODS	1	2	3	4	OT	Total
CHIEFS TOTAL	61	108	38	90	0	297
Opp. Total	81	76	72	71	0	300

REGULAR STARTERS

OFFENSE		DEFENSE	
WR Chris Penn	LE Neil Smith	LT Joe Phillips	
LT John Alt	RT Dan Saleaumua		
LG Dave Szott	RE Vaughn Booker		
C Tim Grunhard	RE Vaughn Booker		
RG Will Shields	LOLB Derrick Thomas		
RT Ricky Siglar	MLB Tracy Simien		
TE Derrick Walker	ROLB Anthony Davis		
WR Sean LaChapelle	LCB Dale Carter		
Tamarick Vanover	RCB James Hasty		
QB Steve Bono	SS Brian Washington		
FB Kimble Anders	FS Mark Collins		
RB Marcus Allen	P Louie Aguiar		
K Pete Stoyanovich			

PRO BOWLERS IN BOLD

INDIVIDUAL STATISTICS

PASSING									
	Att.	Cmp.	Yds.	Pct.	TD	Int	LG	Rating	
Bono	438	235	2572	53.7	12	13	69	68.0	
Gannon	90	54	491	60.0	6	1	25	92.4	
Allen	1	0	0	0.0	0	0	0	39.6	
Hughes	1	1	30	100.0	0	0	30	118.8	
CHIEFS TOTAL	530	290	3093	54.7	18	14	69	72.3	
Opp. Total	536	289	3731	53.9	19	17	55	74.6	

PASS RECEIVING					
	No.	Yds.	Avg.	LG	TD
Anders	60	529	8.8	45	2
Penn	49	628	12.8	22	5
LaChapelle	27	422	15.6	69	2
Allen	27	270	10.0	59	0
Vanover	21	241	11.5	24	1
McNair	21	181	8.6	29	1
Johnson	18	189	10.5	26	1
Hughes	17	167	9.8	26	1
Cash	14	80	5.7	20	0
Walker	9	73	8.1	24	1
Bennett	8	21	2.6	10	0
Carter	6	89	14.8	46t	1
Dawson	5	83	16.6	25	1
Hill	3	60	20.0	34t	1
Horn	2	30	15.0	21	0
Richardson	2	18	9.0	17	1
Bailey	1	12	12.0	12	0
CHIEFS TOTAL	290	3093	10.7	69	18
Opp. Total	289	3731	12.9	55	19

RUSHING					
Allen	206	830	4.0	35	9
Hill	135	645	4.8	28	4
Anders	54	201	3.7	15t	2
Bennett	36	166	4.6	34	0
Gannon	12	81	6.8	19	0
McNair	9	32	3.6	9	0
Bono	26	27	1.0	17	0
Richardson	4	10	2.5	4	0
Horn	1	8	8.0	8	0
Vanover	4	6	1.5	6	0
Carter	1	3	3.0	3	0
CHIEFS TOTAL	488	2009	4.1	35	15
Opp. Total	441	1666	3.8	65t	11

TEAM LEADERS

Scoring: Pete Stoyanovich 85 pts: 34 PATs, 17 FGs
INTs: Mark Collins 6-45 yds., 0 TDs
Tackles: Mark Collins 119 (94 solo)
Sacks: Derrick Thomas 13.0 (-109.0 yds.)
Punting: Louie Aguiar 88-3667 yds., 41.7 avg., 25 In 20, 68 LG
Punt Returns: Tamarick Vanover 17-116 yds., 6.8 avg., 0 TDs
Kickoff Returns: Tamarick Vanover 33-854 yds., 25.9 avg., 1 TD

AMERICAN CONFERENCE		NATIONAL CONFERENCE	
Western Division		Western Division	
Denver	13 30.813	Carolina	12 40.750
Kansas City	9 70.563	San Francisco	12 40.750
San Diego	8 80.500	St. Louis	6 100.375
Oakland	7 90.438	Atlanta	3 130.188
Seattle	7 90.438	New Orleans	3 130.188
Central Division		Central Division	
Pittsburgh	10 60.625	Green Bay	13 30.813
Jacksonville †	9 70.563	Minnesota †	9 70.563
Cincinnati	8 80.500	Chicago	7 90.438
Houston	8 80.500	Tampa Bay	6 100.375
Baltimore	4 120.250	Detroit	5 110.313
Eastern Division		Eastern Division	
New England	11 50.688	Dallas	10 60.625
Buffalo †	10 60.625	Philadelphia †	10 60.625
Indianapolis †	9 70.563	Washington	9 70.563
Miami	8 80.500	Arizona	7 90.438
N.Y. Jets	11 50.688	N.Y. Giants	6 100.375
AFC Championship: New England 20, Jacksonville 6			
NFC Championship: Green Bay 30, Carolina 13			
Super Bowl XXXI: Green Bay 35, New England 21			

TEAM STATISTICS

	CHIEFS	OPP.
TOTAL FIRST DOWNS	312	296
Rushing/Passing/Penalty	111/168/33	84/184/28
3rd Down: Made/Att.	77/221	92/218
3rd Down Pct.	34.8	42.2
4th Down: Made/Att.	8/17	3/10

1995

KANSAS CITY CHIEFS



13-3 • 1ST AFC WEST • MARTY SCHOTTENHEIMER

Preseason (3-1)

8/5	W	37-21	WASHINGTON	70,807
8/11	L	17-22	at Arizona	37,622
8/19	W	36-10	BUFFALO	76,299
8/26	W	17-13	at Minnesota	39,349

Regular Season (13-3)

9/3	W	34-10	at Seattle	54,062
9/10	W	20-17 OT	N.Y. GIANTS	77,962
9/17	W	23-17 OT	OAKLAND	78,696
9/24	L	17-35	at Cleveland	74,280
10/1	W	24-3	at Arizona	50,211
10/9	W	29-23 OT	SAN DIEGO (Mon) (N)	79,288
10/15	W	31-26	NEW ENGLAND	77,992
10/22	W	21-7	at Denver	71,044
11/5	W	24-3	WASHINGTON	77,821
11/12	W	22-7	at San Diego	59,285
11/19	W	20-13	HOUSTON (N)	77,576
11/23	L	12-24	at Dallas (Thur) (Thnks)64,901	
12/3	W	29-23	at Oakland	53,930
12/11	L	6-13	at Miami (Mon) (N)	70,321
12/17	W	20-17	DENVER	75,061
12/24	W	26-3	SEATTLE	75,784

AFC Divisional Playoff Game

1/7	L	7-10	INDIANAPOLIS (Sat)	77,594
-----	---	------	--------------------	--------

REGULAR STARTERS

OFFENSE

WR	Lake Dawson
	Webster Slaughter
LT	John Alt
LG	Dave Szott
C	Tim Grunhard
RG	Will Shields
RT	Ricky Siglar
	Jeff Criswell
TE	Keith Cash
	Derrick Walker
WR	Willie Davis
QB	Steve Bono
FB	Kimble Anders
RB	Marcus Allen
K	Lin Elliott

DEFENSE

LE	Neil Smith
LT	Joe Phillips
RT	Dan Saleaumua
RE	Vaughn Booker
	Darren Mickell
LOLB	George Jamison
MLB	Tracy Simien
ROLB	Derrick Thomas
LCB	Dale Carter
RCB	James Hasty
SS	Brian Washington
FS	Mark Collins
P	Louie Aguiar

PRO BOWLERS IN BOLD



Western Division

	W	L	TPct.
Kansas City	13	30.813	
San Diego †	9	70.563	
Denver	8	80.500	
Seattle	8	80.500	
Oakland	8	80.500	

Central Division

	W	L	TPct.
Pittsburgh	11	50.689	
Cincinnati	7	90.438	
Houston	7	90.438	
Cleveland	5110.313		
Jacksonville	4120.250		

Eastern Division

	W	L	TPct.
Buffalo	10	60.625	
Indianapolis †	9	70.563	
Miami †	9	70.563	
New England	6100.375		
N.Y. Jets	3130.188		

AFC Championship: Pittsburgh 20, Indianapolis 16

NFC Championship: Dallas 38, Green Bay 27

Super Bowl XXX: Dallas 27, Pittsburgh 17



Western Division

	W	L	TPct.
San Francisco	11	50.689	
Atlanta †	9	70.563	
St. Louis	7	90.438	
Carolina	7	90.438	
New Orleans	7	90.438	

Central Division

	W	L	TPct.
Green Bay	11	50.689	
Detroit †	10	60.625	
Chicago	9	70.563	
Minnesota	8	80.500	
Tampa Bay	7	90.438	

Eastern Division

	W	L	TPct.
Dallas	12	40.750	
Philadelphia †	10	60.615	
Washington	6100.375		
N.Y. Giants	5110.313		
Arizona	4120.250		

TEAM STATISTICS

	CHIEFS	OPP.
TOTAL FIRST DOWNS	295	289
Rushing/Passing/Penalty	113/164/18	83/178/28
3rd Down: Made/Att.	82/231	78/229
3rd Down Pct.	35.5	34.1
4th Down: Made/Att.	15/22	7/18
4th Down Pct.	68.2	38.9
TOTAL NET YARDS	5242	4549
Avg. Per Game	327.6	284.3
Total Plays	1059	1047
Avg. Per Play	4.9	4.3
NET YARDS RUSHING	2222	1327
Avg. Per Game	138.9	82.9
Total Rushes	507	404
Avg. Per Play	4.4	3.3
NET YARDS PASSING	3020	3222
Avg. Per Game	188.8	201.4
Sacked/Yards Lost	21/158	47/347
Gross Yards	317.8	358.9
Attempts/Completions	531/300	596/329
Pct. of Completions	56.5	55.2
Had Intercepted	10	16
PUNTS/AVERAGE	91/43.8	102/41.8
Net Punting Avg.	36.5	35.1
PUNT RETURNS/YARDS	58/561	42/433
KICKOFF RETURNS/YARDS	55/1306	71/1448
PENALTIES/YARDS	116/851	106/828
FUMBLES/LOST	17/11	35/17
TOUCHDOWNS	42	26
Rushing/Passing	14/21	7/16
Defensive/Kicking Game	4/3	5/0
TIME OF POSSESSION	31:08	28:52

SCORE BY PERIODS

	1	2	3	4	OT	Total
CHIEFS TOTAL	70	120	56	97	15	358
Opp. Total	68	59	29	85	0	241

INDIVIDUAL STATISTICS

PASSING

	Att.	Cmp.	Yds.	Pct.	TD	Int	LG	Rating
Bono	520	293	3121	56.3	21	10	60t	79.5
Gannon	11	7	57	63.6	0	0	18	76.7
CHIEFS TOTAL	531	300	3178	56.5	21	10	60T	79.4
Opp. Total	596	329	3569	55.2	16	16	49	70.8

PASS RECEIVING

	No.	Yds.	Avg.	LG	TD
Anders	55	349	6.3	28	1
Cash	42	419	10.0	38t	1
Dawson	40	513	12.8	45t	5
Slaughter	34	514	15.1	38	4
W. Davis	33	527	16.0	60t	5
Allen	27	210	7.8	20	0
Walker	25	205	8.2	18t	1
Hughes	14	103	7.4	16	1
Vanover	11	231	21.0	57	2
Thompson	9	37	4.1	7	0
Hill	7	45	6.4	13	0
Bennett	1	12	12.0	12	0
Penn	1	12	12.0	12	0
Valerio	1	1	1.0	1t	1
CHIEFS TOTAL	300	3178	10.6	60T	21
Opp. Total	29	3569	10.6	49	16

RUSHING

	No.	Yds.	Avg.	LG	TD
Allen	207	890	4.3	38	5
Hill	155	667	4.3	27	1
Anders	58	398	6.9	44	2
Bono	28	113	4.0	76t	5
Thompson	28	73	2.6	10	0
Vanover	6	31	5.2	13	0
Gannon	8	25	3.1	12t	1
Richardson	8	18	2.3	5	0
Bennett	7	11	1.6	11	0
Hughes	1	5	5.0	5	0
Dawson	1	-9	-9.0	-9	0
CHIEFS TOTAL	507	2222	4.4	76T	14
Opp. Total	404	1327	3.3	27	7

TEAM LEADERS

Scoring: Lin Elliott	106 pts: 34 PATs, 24 FGs
INTs: Dale Carter	4-45 yds., 0 TDs
Tackles: Tracy Simien	106 (75 solo)
Sacks: Neil Smith	12.0 (-82.0 yds.)
Punting: Louie Aguiar	91-3990 yds., 43.8 avg., 29 In 20, 65 LG
Punt Returns: Tamarick Vanover	51-540 yds., 10.6 avg., 1 TD
Kickoff Returns: Tamarick Vanover	43-1095 yds., 25.5 avg., 2 TDs

1994

KANSAS CITY CHIEFS



9-7 • 2ND AFC WEST • MARTY SCHOTTENHEIMER

Preseason (2-3)

7/31	W	24-17	HOUSTON	70,732
8/7	L	9-17	Minnesota (Tokyo, Japan)	49,555
8/12	W	17-14	at Washington	40,778
8/22	L	18-21	CHICAGO	75,114
8/26	L	3-24	at Buffalo	46,166

Regular Season (9-7)

9/4	W	30-17	at New Orleans	69,362
9/11	W	24-17	SAN FRANCISCO	79,907
9/18	W	30-10	at Atlanta (N)	67,357
9/25	L	0-16	L.A. RAMS	78,184
10/9	L	6-20	at San Diego	62,923
10/17	W	31-28	at Denver (Mon) (N)	75,151
10/23	W	38-23	SEATTLE	78,847
10/30	L	10-44	at Buffalo	79,501
11/6	W	13-3	L.A. RAIDERS (N)	78,709
11/13	L	13-14	SAN DIEGO	78,997
11/20	W	20-13	CLEVELAND	69,121
11/27	L	9-10	at Seattle	54,120
12/4	L	17-20 OT	DENVER	77,831
12/12	L	28-45	at Miami (Mon) (N)	71,578
12/18	W	31-9	HOUSTON	74,474
12/24	W	19-9	at L.A. Raiders (Sat)	64,130

AFC Wild Card Playoff Game

12/31	L	17-27	at Miami (Sat)	67,487
-------	---	-------	----------------	--------

REGULAR STARTERS

OFFENSE

WR	J.J. Birden
LT	John Alt
LG	Dave Szott
C	Tim Grunhard
RG	Will Shields
RT	Ricky Siglar
	Derrick Graham
TE	Keith Cash
	Derrick Walker
WR	Willie Davis
QB	Joe Montana
FB	Kimble Anders
RB	Marcus Allen
K	Lin Elliott

DEFENSE

LE	Neil Smith
LT	Joe Phillips
RT	Dan Saleaumua
RE	Darren Mickell
LOLB	Derrick Thomas
MLB	Tracy Simien
ROLB	George Jamison
LCB	Mark Collins
RCB	Dale Carter
SS	David Whitmore
FS	William White
P	Louie Aguiar

PRO BOWLERS IN BOLD



Western Division

	W L TPct.
San Diego	11 50.699
Kansas City †	9 70.563
L.A. Raiders	9 70.563
Denver	7 90.438
Seattle	6100.375

Central Division

	W L TPct.
Pittsburgh	12 40.750
Cleveland †	11 50.688
Cincinnati	3130.188
Houston	2140.125

Eastern Division

	W L TPct.
Miami	10 60.625
New England †	10 60.625
Indianapolis	8 80.500
Buffalo	7 90.438
N.Y. Jets	6100.375

AFC Championship: San Diego 17, Pittsburgh 13

NFC Championship: San Francisco 38, Dallas 28

Super Bowl XXIX: San Francisco 49, San Diego 26



Western Division

	W L TPct.
San Francisco	13 30.813
New Orleans	7 90.438
Atlanta	7 90.438
L.A. Rams	4120.250

Central Division

	W L TPct.
Minnesota	10 60.625
Green Bay †	9 70.563
Detroit †	9 70.563
Chicago †	9 70.563
Tampa Bay	6100.375

Eastern Division

	W L TPct.
Dallas	12 40.750
N.Y. Giants	9 70.563
Arizona	8 80.500
Philadelphia	7 90.438
Washington	3130.188

CHIEFS

OPP.

TOTAL FIRST DOWNS	322	289
Rushing/Passing/Penalty	97/211/14	93/164/32
3rd Down: Made/Att.	94/238	80/212
3rd Down Pct.	39.5	37.7
4th Down: Made/Att.	12/23	8/14
4th Down Pct.	52.2	57.1
TOTAL NET YARDS	5692	5000
Avg. Per Game	355.8	312.5
Total Plays	1098	989
Avg. Per Play	5.2	5.1
NET YARDS RUSHING	1732	1734
Avg. Per Game	108.3	108.4
Total Rushes	464	446
Avg. Per Play	3.7	3.9
NET YARDS PASSING	3960	3266
Avg. Per Game	247.5	204.1
Sacked/Yards Lost	19/132	39/234
Gross Yards	4092	3500
Attempts/Completions	615/366	504/300
Pct. of Completions	59.5	59.5
Had Intercepted	14	12
PUNTS/AVERAGE	85/42.1	85/45.0
Net Punting Avg.	34.5	38.9
PUNT RETURNS/YARDS	43/316	50/506
KICKOFF RETURNS/YARDS	55/1300	63/1447
PENALTIES/YARDS	127/911	119/925
FUMBLES/LOST	21/12	36/26
TOUCHDOWNS	34	35
Rushing/Passing	12/20	11/23
Defensive/Kicking Game	1/1	1/0
TIME OF POSSESSION	30:55	29:05

SCORE BY PERIODS

	1	2	3	4	OT	Total
CHIEFS TOTAL	52	92	79	96	0	319
Opp. Total	40	84	72	99	3	298

INDIVIDUAL STATISTICS

PASSING

	Att.	Cmp.	Yds.	Pct.	TD	Int	LG	Rating
Montana	493	299	3283	60.6	16	9	57t	83.6
Bono	117	66	796	56.4	4	4	62t	74.6
Blundin	5	1	13	20.0	0	1	13	0.0
CHIEFS TOTAL	615	366	4092	59.5	20	14	62T	80.8
Opp. Total	504	300	3500	59.5	23	12	72t	85.9

PASS RECEIVING

	No.	Yds.	Avg.	LG	TD
Anders	67	525	7.8	30	1
W. Davis	51	822	16.1	62t	5
Birden	48	637	13.3	44	4
Allen	42	349	8.3	38	0
Dawson	37	537	14.5	50	2
D. Walker	36	382	10.6	57t	2
Martin	21	307	14.6	61	1
Cash	19	192	10.1	31	2
Hill	16	92	5.8	21	0
Hughes	7	80	11.4	22	0
Bennett	7	53	7.6	15	0
Greene	6	69	11.5	20	1
Penn	3	24	8.0	13	0
Dickerson	2	11	5.5	6	0
Johnson	2	7	3.5	5	0
Valerio	2	5	2.5	4t	2
CHIEFS TOTAL	366	4092	11.2	62T	20
Opp. Total	300	3500	11.7	72t	23

RUSHING

Allen	189	709	3.8	36t	7
Hill	141	574	4.1	20	1
Anders	62	231	3.7	19	2
Bennett	46	178	3.9	17	2
Dawson	3	24	8.0	13	0
Montana	18	17	0.9	13	0
Dickerson	1	0	0.0	0	0
Bono	4	-1	-0.2	2	0
CHIEFS TOTAL	464	1732	3.7	36T	12
Opp. Total	446	1734	3.9	60	11

TEAM LEADERS

Scoring: Lin Elliott	105 pts: 30 PATs, 25 FGs
INTs: Charles Mincy	3-49 yds., 0 TDs
Tackles: Tracy Simien	99 (65 solo)
Sacks: Neil Smith	11.5 (-89.0 yds.)
Punting: Louie Aguiar	85-3582 yds., 42.1 avg., 15 In 20, 61 LG
Punt Returns: Danan Hughes	27-192 yds., 7.1 avg., 0 TDs
Kickoff Returns: Ron Dickerson	21-472 yds., 22.5 avg., 1 TD

TEAM STATISTICS

1993

KANSAS CITY CHIEFS



11-5 • 1ST AFC WEST • MARTY SCHOTTENHEIMER

Preseason (3-1)

8/7	W	29-21	at Green Bay (Milwaukee, WI) 51,655	
8/12	L	7-30	BUFFALO	73,550
8/21	W	27-20	MINNESOTA	73,080
8/27	W	27-20	at New England	46,501

Regular Season (11-5)

9/5	W	27-3	at Tampa Bay	63,378
9/12	L	0-30	at Houston	59,780
9/20	W	15-7	DENVER (Mon) (N)	78,453
10/3	W	24-9	L.A. RAIDERS	77,395
10/10	W	17-15	CINCINNATI	75,394
10/17	W	17-14	at San Diego	60,729
10/31	L	10-30	at Miami	67,765
11/8	W	23-16	GREEN BAY (Mon) (N)	76,742
11/14	W	31-20	at L.A. Raiders	66,553
11/21	L	17-19	CHICAGO	76,872
11/28	W	23-7	BUFFALO	74,452
12/5	W	31-16	at Seattle	58,551
12/12	L	21-27	at Denver	75,882
12/19	W	28-24	SAN DIEGO	74,778
12/26	L	10-30	at Minnesota (N)	59,236
1/2	W	34-24	SEATTLE	72,136

AFC Wild Card Playoff Game

1/8	W	27-24 OT	PITTSBURGH (Sat)	74,515
-----	---	----------	------------------	--------

AFC Divisional Playoff Game

1/16	W	28-20	at Houston	64,011
------	---	-------	------------	--------

AFC Championship Game

1/23	L	13-30	at Buffalo	76,642
------	---	-------	------------	--------

TEAM STATISTICS

	CHIEFS	OPP.
TOTAL FIRST DOWNS	300	300
Rushing/Passing/Penalty	94/180/26	103/161/36
3rd Down: Made/Att.	82/203	86/210
3rd Down Pct.	40.4	41.0
4th Down: Made/Att.	4/9	3/13
4th Down Pct.	44.4	23.1
TOTAL NET YARDS	4835	4771
Avg. Per Game	302.2	298.2
Total Plays	970	1013
Avg. Per Play	5.0	4.7
NET YARDS RUSHING	1655	1620
Avg. Per Game	103.4	101.3
Total Rushes	445	453
Avg. Per Play	3.7	3.6
NET YARDS PASSING	3180	3151
Avg. Per Game	198.8	196.9
Sacked/Yards Lost	35/204	35/228
Gross Yards	3384	3379
Attempts/Completions	490/287	525/312
Pct. of Completions	58.6	59.4
Had Intercepted	10	21
PUNTS/AVERAGE	77/42.1	68/44.6
Net Punting Avg.	35.4	37.8
PUNT RETURNS/YARDS	37/348	43/352
KICKOFF RETURNS/YARDS	45/875	49/1007
PENALTIES/YARDS	122/969	127/1015
FUMBLES/LOST	28/18	30/17
TOUCHDOWNS	37	30
Rushing/Passing	14/20	11/18
Defensive/Kicking Game	2/1	1/0
TIME OF POSSESSION	29:29	30:31
SCORE BY PERIODS	1 2 3 4 OT Total	
CHIEFS TOTAL	71 108 82 67 0	328
Opp. Total	51 86 50 104 0	291

INDIVIDUAL STATISTICS

PASSING	Att.	Cmp.	Yds.	Pct.	TD	Int	LGRating
Montana	298	181	2144	60.7	13	7	50t 87.4
Krieg	189	105	1238	55.6	7	3	66t 81.4
Blundin	3	1	233.3	0	0	2	42.4
Anders	0	0	0	0.0	0	0	-1.0
CHIEFS TOTAL	490	287	3384	58.6	20	10	66T 84.8
Opp. Total	525	312	3379	59.4	18	21	77t 73.2

PASS RECEIVING

	No.	Yds.	Avg.	LG	TD
Davis	52	909	17.5	66t	7
Birden	51	721	14.1	50t	2
Anders	40	326	8.2	27	1
Allen	34	238	7.0	18t	3
Hayes	24	331	13.8	49	1
Cash	24	242	10.1	24	4
Barnett	17	182	10.7	25	1
McNair	10	74	7.4	24	0
F. Jones	9	111	12.3	19	0
H. Jones	7	91	13.0	22	0
Dyal	7	83	11.9	31	0
H. Williams	7	42	6.0	14	0
E. Thompson	4	33	8.3	13	0
Valerio	1	1	1.0	1t	1
CHIEFS TOTAL	287	3384	11.8	66T	20
Opp. Total	312	3379	10.8	77t	18

RUSHING

	No.	Yds.	Avg.	LG	TD
Allen	206	764	3.7	39	12
Anders	75	291	3.9	18	0
McNair	51	278	5.5	47	2
H. Williams	42	149	3.5	19	0
Montana	25	64	2.6	17	0
F. Jones	5	34	6.8	13	0
E. Thompson	11	28	2.5	14	0
Krieg	21	24	1.1	20	0
J. Stephens	6	18	3.0	7	0
Barnett	1	3	3.0	3	0
Carter	1	2	2.0	2	0
Cash	1	0	0.0	0	0
CHIEFS TOTAL	445	1655	3.7	39	14
Opp. Total	453	1620	3.6	38	

TEAM LEADERS

Scoring: Nick Lowery	106 pts: 37 PATs, 23 FGs
INTs: Albert Lewis	6-61 yds., 0 TDs
Tackles: Tracy Simien	105 (68 solo)
Sacks: Neil Smith	15.0? (-127.0 yds.)
Punting: Bryan Barker	76-3240 yds., 42.6 avg., 19 In 20, 59 LG
Punt Returns: Dale Carter	27-247 yds., 9.1 avg., 0 TDs
Kickoff Returns: Danan Hughes	14-266 yds., 19.0 avg., 0 TDs

REGULAR STARTERS

OFFENSE

WR	J.J. Birden
LT	John Alt
LG	Dave Szott
C	Tim Grunhard
RG	Will Shields
RT	Ricky Siglar
TE	Jonathan Hayes
WR	Willie Davis
QB	Joe Montana
FB	Kimble Anders
RB	Marcus Allen
K	Nick Lowery

DEFENSE

LE	Neil Smith
LT	Joe Phillips
RT	Dan Saleaumua
RBK	Derrick Thomas
LOLB	Tracy Rogers
MLB	Tracy Simien
ROLB	Lonnie Marts
LCB	Albert Lewis
RCB	Kevin Ross
SS	Doug Terry
	Martin Bayless
FS	David Whitmore
	Kevin Ross
P	Bryan Barker

PRO BOWLERS IN BOLD



Western Division

W	L	TPct.
Kansas City	11	50.688
L.A. Raiders	†10	60.625
Denver	†	9 70.563
San Diego	8	80.500
Seattle	6	100.375

Central Division

W	L	TPct.
Houston	12	40.750
Pittsburgh	†	9 70.563
Cleveland	7	90.438
Cincinnati	3	130.188

Eastern Division

W	L	TPct.
Buffalo	12	40.750
Miami	9	70.563
N.Y. Jets	8	80.500
New England	5	110.313
Indianapolis	4	120.250

AFC Championship: Buffalo 30, Kansas City 13

NFC Championship: Dallas 38, San Francisco 21

Super Bowl XXVIII: Dallas 30, Buffalo 13



Western Division

W	L	TPct.
San Francisco	10	60.625
New Orleans	8	80.500
Atlanta	6	100.375
L.A. Rams	5	110.313

Central Division

W	L	TPct.
Detroit	10	60.625
Minnesota	†	9 70.563
Green Bay	†	9 70.563
Chicago	7	90.438
Tampa Bay	5	110.313

Eastern Division

W	L	TPct.
Dallas	12	40.750
N.Y. Giants	†11	50.688
Philadelphia	8	80.500
Phoenix	7	90.438
Washington	4	120.250

1992

KANSAS CITY CHIEFS



10-6 • 2ND AFC WEST • MARTY SCHOTTENHEIMER

Preseason (1-3)

8/8	L	13-21	at Green Bay	54,322
8/15	L	0-30	at Minnesota	38,132
8/24	W	35-0	BUFFALO	71,481
8/28	L	10-21	INDIANAPOLIS	65,557

Regular Season (10-6)

9/6	W	24-10	at San Diego	45,024
9/13	W	26-7	SEATTLE	75,125
9/20	L	20-23 OT	at Houston	60,955
9/28	W	27-7	L.A. RAIDERS (Mon)	(N)77,486
10/4	L	19-20	at Denver	75,629
10/11	W	24-17	PHILADELPHIA	76,626
10/18	L	10-17	at Dallas	64,115
10/25	L	3-27	PITTSBURGH (N)	76,175
11/8	W	16-14	SAN DIEGO	72,826
11/15	W	35-16	WASHINGTON	75,238
11/22	W	24-14	at Seattle (N)	49,867
11/29	W	23-7	at N.Y. Jets	57,375
12/6	L	7-28	at L.A. Raiders	45,227
12/13	W	27-20	NEW ENGLAND	52,208
12/19	L	21-35	at N.Y. Giants (Sat)	53,427
12/27	W	42-20	DENVER	76,240

AFC Wild Card Playoff Game

1/2	L	0-17	at San Diego (Sat)	58,278
-----	---	------	--------------------	--------

REGULAR STARTERS

OFFENSE

WR	J.J. Birden
LT	John Alt
LG	Dave Szott
C	Tim Grunhard
RG	Dave Lutz
RT	Rich Baldinger
TE	Jonathan Hayes
WR	Willie Davis
QB	Dave Krieg
TE	Keith Cash
RB	Barry Word
RB	Bill Jones
K	Nick Lowery

DEFENSE

LE	Neil Smith
NT	Dan Saleaumua
DT	Joe Phillips
RE	Leonard Griffin
LOLB	Chris Martin
LILB	Ervin Randle
MLB	Tracy Simien
ROLB	Derrick Thomas
LCB	Kevin Ross
RCB	Albert Lewis
	Dale Carter
SS	Martin Bayless
FS	Charles Mincy
P	Bryan Barker

PRO BOWLERS IN BOLD



Western Division

W	L	TPct.
San Diego	11	50.699
Kansas City	†10	60.625
Denver	8	80.500
L.A. Raiders	7	90.438
Seattle		2140.125

Central Division

W	L	TPct.
Pittsburgh	11	50.688
Houston	†	10 60.352
Cleveland	7	90.438
Cincinnati		5110.313

Eastern Division

W	L	TPct.
Miami	11	50.688
Buffalo	†	11 50.688
Indianapolis	9	70.563
N.Y. Jets		4120.250
New England		2140.125

AFC Championship: Buffalo 29, Miami 10

NFC Championship: Dallas 30, San Francisco 20

Super Bowl XXVII: Dallas 52, Buffalo 17



Western Division

W	L	TPct.
San Francisco	14	20.875
New Orleans	†12	40.750
Atlanta		6100.375
L.A. Rams		6100.375

Central Division

W	L	TPct.
Minnesota	11	50.688
Green Bay	9	70.563
Tampa Bay		5110.313
Chicago		5110.313
Detroit		5110.313

Eastern Division

W	L	TPct.
Dallas	13	30.813
Philadelphia	†11	50.688
Washington	†	9 70.563
N.Y. Giants		6100.375
Phoenix		4120.250

TEAM STATISTICS

	CHIEFS	OPP.
TOTAL FIRST DOWNS	246	256
Rushing/Passing/Penalty	87/134/25	97/145/14
3rd Down: Made/Att.	71/207	73/205
3rd Down Pct.	34.3	35.6
4th Down: Made/Att.	5/14	6/11
4th Down Pct.	35.7	54.5
TOTAL NET YARDS	4324	4324
Avg. Per Game	270.3	270.3
Total Plays	907	949
Avg. Per Play	4.8	4.6
NET YARDS RUSHING	1532	1787
Avg. Per Game	95.8	111.7
Total Rushes	446	441
Avg. Per Play	3.4	4.1
NET YARDS PASSING	2792	2537
Avg. Per Game	174.5	158.6
Sacked/Yards Lost	48/323	50/391
Gross Yards	3115	2928
Attempts/Completions	413/230	458/253
Pct. of Completions	55.7	55.2
Had Intercepted	12	24
PUNTS/AVERAGE	86/42.2	80/43.1
Net Punting Avg.	35.4	36.0
PUNT RETURNS/YARDS	39/402	40/328
KICKOFF RETURNS/YARDS	39/722	64/1203
PENALTIES/YARDS	82/675	124/959
FUMBLES/LOST	28/9	34/15
TOUCHDOWNS	40	34
Rushing/Passing	14/15	12/19
Defensive/Kicking Game	8/3	1/2
TIME OF POSSESSION	29:37	30:23

SCORE BY PERIODS

	1	2	3	4	OT	Total
CHIEFS TOTAL	53	128	66	101	0	348
Opp. Total	68	57	64	90	3	282

INDIVIDUAL STATISTICS

PASSING

	Att.	Cmp.	Yds.	Pct.	TD	Int	LG	Rating
Krieg	413	230	3115	55.7	15	12	77t	79.9
CHIEFS TOTAL	413	230	3115	55.7	15	12	77t	79.9
Opp. Total	458	253	2928	55.2	19	24	62	66.7

PASS RECEIVING

	No.	Yds.	Avg.	LG	TD
McNair	44	380	8.6	36	1
Birden	42	644	15.3	72t	3
Davis	36	756	21.0	74t	3
Barnett	24	442	18.4	77t	4
F. Jones	18	265	14.7	56	0
Hargain	17	205	12.1	25	0
Cash	12	113	9.4	19	2
Word	9	80	8.9	22	0
Hayes	9	77	8.6	21	2
Anders	5	65	13.0	28	0
Harry	5	46	9.2	13	0
Williams	5	24	4.8	12	0
B. Jones	2	6	3.0	5	0
Dyal	1	7	7.0	7	0
Okoye	1	5	5.0	5	0
CHIEFS TOTAL	230	3115	13.5	77T	15
Opp. Total	253	2928	11.6	62	19

RUSHING

	No.	Yds.	Avg.	LG	TD
Word	163	607	3.7	44t	4
Okoye	144	448	3.1	22	6
Williams	78	262	3.4	11	1
McNair	21	124	5.9	30	1
Krieg	37	74	2.0	17	2
Harry	1	27	27.0	27	0
Anders	1	1	1.0	1	0
Davis	1	-11	-11.0	-11	0
CHIEFS TOTAL	446	1532	3.4	44T	14
Opp. Total	441	1787	4.1	40t	12

TEAM LEADERS

Scoring: Nick Lowery	105 pts: 39 PATs, 22 FGs
INTs: Dale Carter	7-65 yds., 1 TD
Tackles: Tracy Simien	97 (56 solo)
Sacks: Neil Smith	14.5 (-114.5 yds.)
	Derrick Thomas 14.5 (-113.0 yds.)
Punting: Bryan Barker	75-3245 yds., 43.3 avg., 16 In 20, 65 LG
Punt Returns: Dale Carter	38-398 yds., 10.5 avg., 2 TDs
Kickoff Returns: Harvey Williams	21-405 yds., 19.3 avg., 0 TDs

1991

KANSAS CITY CHIEFS



10-6 • 2ND AFC WEST • MARTY SCHOTTENHEIMER

Preseason (2-2)				
8/3	L	14-24	DALLAS	56,038
8/10	W	19-10	N.Y. Jets (St. Louis, MO)	52,935
8/17	W	38-14	DETROIT	57,320
8/23	L	7-20	at Tampa Bay	33,996
Regular Season (10-6)				
9/1	W	14-3	ATLANTA	74,246
9/8	L	10-17	NEW ORLEANS	74,816
9/16	L	7-17	at Houston (Mon) (N)	61,058
9/22	W	20-13	SEATTLE	71,789
9/29	W	14-13	at San Diego	44,907
10/7	W	33-6	BUFFALO (Mon) (N)	76,120
10/13	W	42-7	MIAMI	76,021
10/20	L	16-19	at Denver	75,866
10/28	W	24-21	L.A. RAIDERS (Mon) (N)	77,111
11/10	W	27-20	at L.A. Rams	52,511
11/17	L	20-24	DENVER	74,661
11/24	L	15-20	at Cleveland	63,991
12/1	W	19-6	at Seattle	57,248
12/8	W	20-17 OT	SAN DIEGO	73,330
12/14	L	14-28	at San Francisco (Sat)	62,672
12/22	W	27-21	at L.A. Raiders	65,144
AFC Wild Card Playoff Game				
12/28	W	10-6	L.A. RAIDERS (Sat)	75,827
AFC Divisional Playoff Game				
1/5	L	14-37	at Buffalo	80,182

4th Down: Made/Att.	12/20	11/18
4th Down Pct.	60.0	61.1
TOTAL NET YARDS	5321	4998
Avg. Per Game	332.6	312.4
Total Plays	1021	927
Avg. Per Play	5.2	5.4
NET YARDS RUSHING	2217	1770
Avg. Per Game	138.6	110.6
Total Rushes	521	417
Avg. Per Play	4.3	4.2
NET YARDS PASSING	3104	3228
Avg. Per Game	194.0	201.8
Sacked/Yards Lost	21/177	39/304
Gross Yards	3281	3532
Attempts/Completions	479/284	471/279
Pct. of Completions	59.3	59.2
Had Intercepted	14	15
PUNTS/AVERAGE	57/40.4	60/42.5
Net Punting Avg.	35.0	36.5
PUNT RETURNS/YARDS	34/258	27/190
KICKOFF RETURNS/YARDS	48/978	57/1171
PENALTIES/YARDS	94/724	110/827
FUMBLES/LOST	22/8	27/18
TOUCHDOWNS	35	27
Rushing/Passing	14/19	9/17
Defensive/Kicking Game	2/0	2/0
TIME OF POSSESSION	31:16	28:44

REGULAR STARTERS

OFFENSE		DEFENSE	
WR Robb Thomas	LE	Neil Smith	
LT John Alt	NT	Dan Saleaumua	
LG Dave Szott	RE	Bill Maas	
C Tim Grunhard	LOLB	Chris Martin	
RG Dave Lutz	LILB	Tracy Simien	
RT Rich Baldinger	RILB	Dino Hackett	
TE Jonathan Hayes	ROLB	Derrick Thomas	
WR Tim Barnett	LCB	Jayce Pearson	
QB Steve DeBerg		Albert Lewis	
FB Bill Jones	RCB	Kevin Ross	
RB Christian Okoye	SS	Kevin Porter	
K Nick Lowery	FS	Deron Cherry	
	P	Bryan Barker	

PRO BOWLERS IN BOLD

AMERICAN CONFERENCE		NATIONAL CONFERENCE	
Western Division		Western Division	
W L TPct.		W L TPct.	
Denver 12 40.750		New Orleans 11 50.688	
Kansas City † 10 60.625		Atlanta † 10 60.625	
L.A. Raiders † 9 70.563		San Francisco 10 60.625	
Seattle 7 90.438		L.A. Rams 3130.188	
San Diego 4120.250			
Central Division		Central Division	
W L TPct.		W L TPct.	
Houston 11 50.688		Detroit 12 40.750	
Pittsburgh 7 90.438		Chicago † 11 50.688	
Cleveland 6100.375		Minnesota 8 80.500	
Cincinnati 3130.188		Green Bay 4120.250	
		Tampa Bay 3130.188	
Eastern Division		Eastern Division	
W L TPct.		W L TPct.	
Buffalo 13 30.813		Washington 14 20.875	
N.Y. Jets † 8 80.500		Dallas † 11 50.688	
Miami 8 80.500		Philadelphia 10 60.625	
New England 6100.375		N.Y. Giants 8 80.500	
Indianapolis 1150.063		Phoenix 4120.250	
AFC Championship: Buffalo 10, Denver 7			
NFC Championship: Washington 41, Detroit 10			
Super Bowl XXVI: Washington 37, Buffalo 24			

TEAM STATISTICS

	CHIEFS	OPP.
TOTAL FIRST DOWNS	322	275
Rushing/Passing/Penalty	127/172/23	88/168/19
3rd Down: Made/Att.	92/205	76/191
3rd Down Pct.	44.9	39.8

SCORE BY PERIODS	1	2	3	4	OT	Total
CHIEFS TOTAL	44	91	79	105	3	322
Opp. Total	58	85	50	59	0	252

INDIVIDUAL STATISTICS

PASSING									
	Att.	Cmp.	Yds.	Pct.	TD	Int	LG	Rating	
DeBerg	434	256	2965	59.0	17	14	63	79.3	
Vlasic	44	28	316	63.6	2	0	30	100.2	
Williams	1	0	0	0.0	0	0	0	39.6	
CHIEFS TOTAL	479	284	3281	59.3	19	14	63	81.1	
Opp. Total	471	279	3532	59.2	17	15	71t	81.5	

PASS RECEIVING					
	No.	Yds.	Avg.	LG	TD
R. Thomas	43	494	11.5	39	1
Barnett	41	564	13.8	63	5
McNair	37	342	9.2	36	1
Harry	35	431	12.3	36	3
Birden	27	465	17.2	57t	2
Hayes	19	208	10.9	23	2
Williams	16	147	9.2	17	2
B. Jones	14	97	6.9	14	1
Holohan	13	113	8.7	26	2
Paige	9	111	12.3	26	0
Stradford	9	91	10.1	17	0
F. Jones	8	85	10.6	23	0
Saxon	6	55	9.2	22	0
Okoye	3	34	11.3	13	0
Anders	2	30	15.0	17	0
Word	2	13	6.5	8	0
CHIEFS TOTAL	284	3281	11.6	63	19
Opp. Total	279	3532	12.7	71t	17

RUSHING				
Okoye	225	1031	4.6	48 9
Word	160	684	4.3	37 4
Williams	97	447	4.6	21 1
McNair	10	51	5.1	11 0
Saxon	6	13	2.2	8 0
Stradford	1	7	7.0	7 0
Vlasic	1	-1	-1.0	-1 0
DeBerg	21	-15	-0.7	0 0
CHIEFS TOTAL	521	2217	4.3	48 14
Opp. Total	417	1770	4.2	60t 8

TEAM LEADERS

Scoring: Nick Lowery	110 pts: 35 PATs, 25 FGs
INTs: Deron Cherry	4-31 yds., 0 TDs
Tackles: Deron Cherry	116 (59 solo)
Sacks: Derrick Thomas	13.5 (-112.0 yds.)
Punting: Bryan Barker	57-2303 yds., 40.4 avg., 11 In 20, 57 LG
Punt Returns: Troy Stradford	22-150 yds., 6.8 avg., 0 TDs
Kickoff Returns: Harvey Williams	24-524 yds., 21.8 avg., 0 TDs

1990

KANSAS CITY CHIEFS



11-5 • 2ND AFC WEST • MARTY SCHOTTENHEIMER

Preseason (1-3)

8/11	L	3-19	L.A. Rams (Berlin, Germany)	55,429
8/18	L	0-20	N.Y. JETS	40,448
8/24	L	21-35	at Detroit	50,293
8/31	W	27-14	GREEN BAY	42,806

Regular Season (11-5)

9/9	W	24-21	MINNESOTA	68,363
9/17	L	23-24	at Denver (Mon) (N)	75,277
9/23	W	17-3	at Green Bay	58,817
9/30	W	34-0	CLEVELAND	77,704
10/7	L	19-23	at Indianapolis	54,950
10/14	W	43-24	DETROIT	74,312
10/21	L	7-19	at Seattle	60,358
11/4	W	9-7	L.A. RAIDERS	70,951
11/11	L	16-17	SEATTLE	71,285
11/18	W	27-10	SAN DIEGO	63,717
11/25	W	27-24	at L.A. Raiders	65,710
12/2	W	37-7	at New England	26,280
12/9	W	31-20	DENVER	74,347
12/16	L	10-27	HOUSTON	61,756
12/23	W	24-21	at San Diego	45,135
12/29	W	21-10	at Chicago (Sat)	60,262

AFC Wild Card Playoff Game

1/5	L	16-17	at Miami (Sat)	67,276
-----	---	-------	----------------	--------

REGULAR STARTERS

OFFENSE

WR	Robb Thomas
LT	John Alt
LG	Frank Winters
	Dave Szott
C	Mike Webster
	Tim Grunhard
RG	Dave Lutz
RT	Rich Baldinger
TE	Alfredo Roberts
	Jonathan Hayes
WR	Stephone Paige
QB	Steve DeBerg
FB	Bill Jones
P	Bryan Barker
RB	Christian Okoye
K	Nick Lowery

DEFENSE

LE	Neil Smith
NT	Dan Saleaumua
RE	Bill Maas
LOLB	Chris Martin
LILB	Percy Snow
RILB	Dino Hackett
ROLB	Derrick Thomas
LCB	Albert Lewis
RCB	Kevin Ross
SS	Kevin Porter
FS	Jeff Donaldson
	Deron Cherry
	Kelly Goodburn

PRO BOWLERS IN BOLD



Western Division

W	L	TPct.
L.A. Raiders	12	40.750
Kansas City	†11	50.688
Seattle	9	70.563
San Diego	6	100.375
Denver	5	110.313

Central Division

W	L	TPct.
Cincinnati	9	70.563
Houston	†	9 70.563
Pittsburgh	9	70.563
Cleveland	3	130.188

Eastern Division

W	L	TPct.
Buffalo	13	30.813
Miami	†	12 40.750
Indianapolis	7	90.438
N.Y. Jets	6	100.375
New England	1	150.063

AFC Championship: Buffalo 51, L.A. Raiders 3
NFC Championship: N.Y. Giants 15, San Francisco 13
Super Bowl XXV: N.Y. Giants 20, Buffalo 19



Western Division

W	L	TPct.
San Francisco	14	20.875
New Orleans	†	8 80.500
L.A. Rams	5	110.313
Atlanta	5	110.313

Central Division

W	L	TPct.
Chicago	11	50.688
Tampa Bay	6	100.375
Detroit	6	100.375
Green Bay	6	100.375
Minnesota	6	100.375

Eastern Division

W	L	TPct.
N.Y. Giants	13	30.813
Philadelphia	†10	60.625
Washington	†10	60.625
Dallas	7	90.438
Phoenix	5	110.313

TEAM STATISTICS

	CHIEFS	OPP.				
TOTAL FIRST DOWNS	280	268				
Rushing/Passing/Penalty	115/142/23	85/164/19				
3rd Down: Made/Att.	91/222	81/204				
3rd Down Pct.	41.0	39.7				
4th Down: Made/Att.	7/10	3/15				
4th Down Pct.	70.0	20.0				
TOTAL NET YARDS	5215	4881				
Avg. Per Game	325.9	305.1				
Total Plays	975	945				
Avg. Per Play	5.3	5.2				
NET YARDS RUSHING	1948	1640				
Avg. Per Game	121.8	102.5				
Total Rushes	504	373				
Avg. Per Play	3.9	4.4				
NET YARDS PASSING	3267	3241				
Avg. Per Game	204.2	202.6				
Sacked/Yards Lost	22/191	60/421				
Gross Yards	3458	3662				
Attempts/Completions	449/260	512/267				
Pct. of Completions	57.9	52.1				
Had Intercepted	5	20				
PUNTS/AVERAGE	81/38.7	72/37.0				
Net Punting Avg.	32.9	32.3				
PUNT RETURNS/YARDS	37/254	44/411				
KICKOFF RETURNS/YARDS	46/784	81/1391				
PENALTIES/YARDS	111/886	122/859				
FUMBLES/LOST	30/14	38/25				
TOUCHDOWNS	38	30				
Rushing/Passing	11/23	12/16				
Defensive/Kicking Game	2/2	0/2				
TIME OF POSSESSION	31:30	28:30				
SCORE BY PERIODS	1	2	3	4	OT	Total
CHIEFS TOTAL	86	123	71	89	0	369
Opp. Total	48	66	62	81	0	257

INDIVIDUAL STATISTICS

PASSING

	Att.	Cmp.	Yds.	Pct.	TD	Int	LG	Rating
DeBerg	444	258	3444	58.1	23	4	90t	96.3
Pelluer	5	2	14	40.0	0	1	11	8.3
CHIEFS TOTAL	449	260	3458	57.9	23	5	90t	94.9
Opp. Total	512	267	3662	52.1	16	20	87t	69.5

PASS RECEIVING

	No.	Yds.	Avg.	LG	TD
Paige	65	1021	15.7	86t	5
R. Thomas	41	545	13.3	47t	4
Harry	41	519	12.7	60	2
McNair	40	507	12.7	65	2
B. Jones	19	137	7.2	19	5
Birden	15	352	23.5	90t	3
Roberts	11	119	10.8	27	0
Hayes	9	83	9.2	21	1
Mandley	7	97	13.9	24	0
Word	4	28	7.0	10	0
Okoye	4	23	5.8	8	0
Whitaker	2	17	8.5	16	1
F. Jones	1	5	5.0	5	0
Saxon	1	5	5.0	5	0
CHIEFS TOTAL	260	3458	13.3	90t	23
Opp. Total	267	3662	13.7	87t	16

RUSHING

	No.	Yds.	Avg.	LG	TD
Word	204	1015	5.0	53t	4
Okoye	245	805	3.3	32	7
McNair	14	61	4.4	13	0
B. Jones	10	47	4.7	14	0
Saxon	3	15	5.0	8	0
Pelluer	5	6	1.2	5	0
Goodburn	1	5	5.0	5	0
F. Jones	1	-1	-1.0	-1	0
DeBerg	21	-5	-0.2	6	0
CHIEFS TOTAL	504	1948	3.9	53t	11
Opp. Total	373	1640	4.4	42	2

TEAM LEADERS

Scoring:	Nick Lowery	139 pts: 37 PATs, 34 FGs
INTs:	Kevin Ross	5-97 yds., 0 TDs
Tackles:	Dino Hackett	95 (53 solo)
Sacks:	Derrick Thomas	20.0 (-150.0 yds.)
Punting:	Bryan Barker	64-2479 yds., 38.7 avg., 16 In 20, 56 LG
Punt Returns:	Naz Worthen	25-180 yds., 7.2 avg., 0 TDs
Kickoff Returns:	Todd McNair	14-227 yds., 16.2 avg., 0 TDs

1989

KANSAS CITY CHIEFS



8-7-1 • 2ND AFC WEST • MARTY SCHOTTENHEIMER

Preseason (1-3)

8/12	L	13-23	Minnesota (Memphis, TN) 63,528
8/20	L	7-45	N.Y. GIANTS 36,820
8/27	W	22-17	at Chicago 56,343
9/1	L	13-15 OT	N.Y. JETS 41,105

Regular Season (8-7-1)

9/10	L	20-34	at Denver 74,284
9/17	W	24-19	L.A. RAIDERS 71,741
9/24	L	6-21	at San Diego 40,128
10/1	L	17-21	CINCINNATI 61,356
10/8	W	20-16	at Seattle 60,715
10/15	L	14-20	at L.A. Raiders 40,453
10/22	W	36-28	DALLAS 76,841
10/29	L	17-23	at Pittsburgh 54,194
11/5	W	20-10	SEATTLE 54,489
11/12	L	13-16	DENVER 76,245
11/19	T	10-10 OT	at Cleveland 77,922
11/26	W	34-0	HOUSTON 51,342
12/3	W	26-21	MIAMI 54,610
12/10	W	21-3	at Green Bay 56,694
12/17	L	13-20	SAN DIEGO 40,623
12/24	W	27-24	at Miami 43,612

TOTAL NET YARDS	5265	4293
Avg. Per Game	329.1	268.3
Total Plays	1017	952
Avg. Per Play	5.2	4.5
NET YARDS RUSHING	2227	1766
Avg. Per Game	139.2	110.4
Total Rushes	559	445
Avg. Per Play	4.0	4.0
Net Yards Passing	3038	2527
Avg. Per Game	189.9	157.9
Sacked/Yards Lost	23/182	36/294
Gross Yards	3220	2821
Attempts/Completions	435/259	471/236
Pct. of Completions	59.5	50.1
Had Intercepted	23	15
PUNTS/AVERAGE	67/40.1	82/39.1
Net Punting Avg.	33.8	32.9
PUNT RETURNS/YARDS	44/331	40/325
KICKOFF RETURNS/YARDS	52/915	55/1156
PENALTIES/YARDS	116/878	102/797
FUMBLES/LOST	32/18	32/18
TOUCHDOWNS	35	32
Rushing/Passing	18/14	9/16
Defensive/Kicking Game	2/1	5/2
TIME OF POSSESSION	32:35	27:25

SCORE BY PERIODS	1	2	3	4	OT	Total
CHIEFS TOTAL	67	137	53	61	0	318
Opp. Total	74	83	47	82	0	286

REGULAR STARTERS

OFFENSE

WR	Pete Mandley
LT	John Alt
LG	Mark Adickes
C	Mike Webster
RG	Dave Lutz
RT	Irv Eatman
TE	Jonathan Hayes
WR	Stephone Paige
QB	Steve DeBerg
RB	Christian Okoye
RB	Herman Heard
K	Nick Lowery

DEFENSE

LE	Neil Smith
NT	Bill Maas
	Dan Saleaumua
RE	Mike Bell
	Leonard Griffin
LOLB	Chris Martin
LILB	Walker Lee Ashley
RILB	Dino Hackett
ROLB	Derrick Thomas
LCB	Albert Lewis
RCB	Kevin Ross
SS	Kevin Porter
FS	Deron Cherry
P	Kelly Goodburn

PRO BOWLERS IN BOLD

INDIVIDUAL STATISTICS

PASSING

	Att.	Cmp.	Yds.	Pct.	TD	Int	LG	Rating
DeBerg	324	196	2529	60.5	11	16	50	75.8
Jaworski	61	36	385	59.0	2	5	32	54.3
Pelluer	47	26	301	55.3	1	0	24	82.0
Elkins	2	1	5	50.0	0	1	5	16.7
Saxon	1	0	0	0.0	0	1	0	0.0
CHIEFS TOTAL	435	259	3220	59.5	14	23	50	71.2
Opp. Total	471	236	2821	50.1	16	15	64t	66.8

PASS RECEIVING

	No.	Yds.	Avg.	LG	TD
Paige	44	759	17.3	50	2
Mandley	35	476	13.6	44	1
McNair	34	372	10.9	24	1
Harry	33	430	13.0	25	2
Heard	25	246	9.8	27	1
Weathers	17	192	11.3	27	0
Hayes	18	229	12.7	23	2
Saxon	11	86	7.8	18	0
Dressel	9	136	15.1	49t	1
R. Thomas	8	58	7.3	12	2
Roberts	8	55	6.9	25	1
Carson	7	95	13.6	28	1
Worthen	5	69	13.8	21	0
Okoye	2	12	6.0	8	0
Gamble	2	2	1.0	6	0
Carruth	1	3	3.0	3	0
CHIEFS TOTAL	259	3220	12.4	50	14
Opp. Total	236	2821	12.0	64t	16

RUSHING

Okoye	370	1480	4.0	59	12
Saxon	58	233	4.0	19	3
Heard	63	216	3.4	28	0
Pelluer	17	143	8.4	27	2
McNair	23	121	5.3	25	0
Gamble	6	24	4.0	20	1
Harry	1	9	9.0	9	0
Jaworski	4	5	1.3	4	0
Agee	1	3	3.0	3	0
Mandley	2	1	0.5	8	0
DeBerg	14	-8	-0.6	15	0
CHIEFS TOTAL	559	2227	4.0	59	18
Opp. Total	445	1766	4.0	63t	9

TEAM LEADERS

Scoring: Nick Lowery	106 pts: 34 PATs, 24 FGs
INTs: Albert Lewis	4-37 yds., 0 TDs
Kevin Ross	4-29 yds., 0 TDs
Tackles: Deron Cherry	87 (45 solo)
Sacks: Derrick Thomas	10.0 (-95.5 yds.)
Punting: Kelly Goodburn	67-2688 yds., 40.1 avg., 25 In 20, 54 LG
Punt Returns: Pete Mandley	19-151 yds., 7.9 avg., 0 TDs
Kickoff Returns: Danny Copeland	26-466 yds., 17.9 avg., 0 TDs



Western Division

	W	L	TPct.
Denver	11	50.688	
Kansas City	8	71.531	
L.A. Raiders	8	80.500	
Seattle	7	90.438	
San Diego	6	100.375	

Central Division

	W	L	TPct.
Cleveland	9	61.594	
Houston †	9	70.563	
Pittsburgh †	9	70.563	
Cincinnati	8	80.500	

Eastern Division

	W	L	TPct.
Buffalo	9	70.563	
Indianapolis	8	80.500	
Miami	8	80.500	
New England	5	110.313	
N.Y. Jets	4	120.250	

AFC Championship: Denver 37, Cleveland 21
NFC Championship: San Francisco 30, L.A. Rams 3
Super Bowl XXIV: San Francisco 55, Denver 10



Western Division

	W	L	TPct.
San Francisco	14	20.875	
L.A. Rams †	11	50.688	
New Orleans	9	70.563	
Atlanta	3	130.188	

Central Division

	W	L	TPct.
Minnesota	10	60.625	
Green Bay	10	60.625	
Detroit	7	90.438	
Chicago	6	100.375	
Tampa Bay	5	110.313	

Eastern Division

	W	L	TPct.
N.Y. Giants	12	40.750	
Philadelphia	†11	50.688	
Washington	10	60.625	
Phoenix	5	110.313	
Dallas	1	150.063	

TEAM STATISTICS

	CHIEFS	OPP.
TOTAL FIRST DOWNS	304	252
Rushing/Passing/Penalty	120/165/19	92/140/20
3rd Down: Made/Att.	88/208	81/211
3rd Down Pct.	42.3	38.4
4th Down: Made/Att.	6/9	8/15
4th Down Pct.	66.7	53.3

1988

KANSAS CITY CHIEFS



4-11-1 • 5TH AFC WEST • FRANK GANSZ

Preseason (2-1-1)

8/6	W	34-21	CINCINNATI	31,947
8/13	W	27-13	at Atlanta	23,369
8/19	T	21-21 OT	at Green Bay (Milwaukee, WI)	32,361
8/25	L	21-41	PHOENIX	36,883

Regular Season (4-11-1)

9/4	L	3-6	CLEVELAND	55,654
9/11	L	10-31	at Seattle	61,512
9/18	W	20-13	DENVER	63,268
9/25	L	23-24	SAN DIEGO	45,498
10/2	T	17-17 OT	at N.Y. Jets	66,110
10/9	L	6-7	at Houston	39,134
10/16	L	17-27	L.A. RAIDERS	77,078
10/23	L	6-7	DETROIT	66,926
10/30	L	10-17	at L.A. Raiders	36,103
11/6	L	11-17	at Denver	74,227
11/13	W	31-28	CINCINNATI	34,614
11/20	W	27-24	SEATTLE	33,152
11/27	L	10-16	at Pittsburgh	42,057
12/4	W	38-34	N.Y. JETS	30,059
12/11	L	12-28	at N.Y. Giants	69,809
12/18	L	13-24	at San Diego	26,339

REGULAR STARTERS

OFFENSE

WR	Carlos Carson
LT	John Alt
LG	Rich Baldinger
C	Tom Baugh
RG	Mark Adickes
RT	Irv Eatman
TE	Alfredo Roberts
	Jonathan Hayes
WR	Stephone Paige
QB	Steve DeBerg
RB	Christian Okoye
RB	Paul Palmer
K	Nick Lowery

DEFENSE

LE	Leonard Griffin
	Neil Smith
NT	Bill Maas
RE	Mike Bell
LOLB	Jack Del Rio
LILB	Aaron Pearson
RILB	Dino Hackett
ROLB	Tim Cofield
LCB	Albert Lewis
RCB	Kevin Ross
SS	Lloyd Burruss
	Kevin Porter
FS	Deron Cherry
P	Kelly Goodburn

PRO BOWLERS IN BOLD



Western Division

W	L	TPct.
Seattle	9	70.563
Denver	8	80.500
L.A. Raiders	7	90.438
San Diego	6	100.375
Kansas City	4	111.281

Central Division

W	L	TPct.
Cincinnati	12	40.750
Cleveland †	10	60.625
Houston †	10	60.625
Pittsburgh	5	110.313

Eastern Division

W	L	TPct.
Buffalo	12	40.750
Indianapolis	9	70.563
New England	9	70.563
N.Y. Jets	8	71.531
Miami	6	100.375

AFC Championship: Cincinnati 21, Buffalo 10

NFC Championship: San Francisco 28, Chicago 3

Super Bowl XXIII: San Francisco 20, Cincinnati 16



Western Division

W	L	TPct.
San Francisco	10	60.625
L.A. Rams †	10	60.625
New Orleans	10	60.625
Atlanta	5	110.313

Central Division

W	L	TPct.
Chicago	12	40.750
Minnesota †	11	50.688
Tampa Bay	5	110.313
Detroit	4	120.250
Green Bay	4	120.250

Eastern Division

W	L	TPct.
Philadelphia	10	60.625
N.Y. Giants	10	60.625
Washington	7	90.438
Phoenix	7	90.438
Dallas	3	130.188

TEAM STATISTICS

	CHIEFS	OPP.
TOTAL FIRST DOWNS	289	318
Rushing/Passing/Penalty	104/161/24	162/136/20
3rd Down: Made/Att.	88/224	94/209
3rd Down Pct.	39.3	45.0
4th Down: Made/Att.	12/18	6/13
4th Down Pct.	66.7	46.2
TOTAL NET YARDS	4844	5026
Avg. Per Game	302.8	314.1
Total Plays	1019	1042
Avg. Per Play	4.8	4.8
NET YARDS RUSHING	1713	2592
Avg. Per Game	107.1	162.0
Total Rushes	448	609
Avg. Per Play	3.8	4.3
NET YARDS PASSING	3131	2434
Avg. Per Game	195.7	152.1
Sacked/Yards Lost	43/353	23/157
Gross Yards	3484	2591
Attempts/Completions	528/282	410/214
Pct. of Completions	53.4	52.2
Had Intercepted	21	18
PUNTS/AVERAGE	76/40.3	63/40.2
Net Punting Avg.	31.9	34.2
PUNT RETURNS/YARDS	32/215	48/473
KICKOFF RETURNS/YARDS	56/925	57/1380
PENALTIES/YARDS	85/636	106/854
FUMBLES/LOST	21/12	30/13
TOUCHDOWNS	24	39
Rushing/Passing	8/16	23/12
Defensive/Kicking Game	0/0	2/2
TIME OF POSSESSION	28:31	31:29
SCORE BY PERIODS	1 2 3 4 OT	Total
CHIEFS TOTAL	51 74 47 82 0	254
Opp. Total	77 118 52 73 0	320

INDIVIDUAL STATISTICS

PASSING

	Att.	Cmp.	Yds.	Pct.	TD	Int	LG	Rating
DeBerg	414	224	2935	54.1	16	16	80t	73.5
Kenney	114	58	549	50.9	0	5	25	46.3
CHIEFS TOTAL	528	282	3484	53.4	16	21	80T	67.6
Opp. Total	410	214	2591	52.2	12	18	42t	63.4

PASS RECEIVING

	No.	Yds.	Avg.	LG	TD
Paige	61	902	14.8	49	7
Palmer	53	611	11.5	71t	4
Carson	46	711	15.5	80t	3
Harry	26	362	13.9	38	1
Hayes	22	233	10.6	25	1
Heard	20	198	9.9	32	0
Saxon	19	177	9.3	22	0
Roberts	10	104	10.4	20	0
Taylor	9	105	11.7	36	0
Okoye	8	51	6.4	12	0
Moriarty	6	40	6.7	12	0
Colbert	1	-3	-3.0	-3	0
Gamble	1	-7	-7.0	-7	0
CHIEFS TOTAL	282	3484	12.4	80T	16
Opp. Total	214	2591	12.1	42t	12

RUSHING

	No.	Yds.	Avg.	LG	TD
Okoye	105	473	4.5	48	3
Palmer	134	452	3.4	26t	2
Heard	106	438	4.1	20	0
Saxon	60	236	3.9	14	2
Moriarty	20	62	3.1	9	0
DeBerg	18	30	1.7	13	1
Goodburn	1	15	15.0	15	0
Kenney	2	4	2.0	2	0
Taylor	1	2	2.0	2	0
Carson	1	1	1.0	1	0
CHIEFS TOTAL	448	1713	3.8	48	8
Opp. Total	609	2592	4.3	36	23

TEAM LEADERS

Scoring: Nick Lowery	104 pts: 23 PATs, 27 FGs
INTs: Deron Cherry	7-51 yds., 0 TDs
Tackles: Deron Cherry	151 (90 solo)
Sacks: Bill Maas	4.0 (-34.0 yds.)
Punting: Kelly Goodburn	76-3059 yds., 40.3 avg., 10 In 20, 59 LG
Punt Returns: Kitrick Taylor	29-187 yds., 6.4 avg., 0 TDs
Kickoff Returns: Kenny Gamble	15-291 yds., 19.4 avg., 0 TDs

1987

KANSAS CITY CHIEFS



4-11 • 5TH AFC WEST • FRANK GANSZ

Preseason (4-1)				
8/8	L	7-20	San Francisco	23,826
Hall of Fame Game (Canton, OH)				
8/13	W	32-20	at Houston	30,147
8/22	W	13-10	ATLANTA	39,164
8/29	W	34-14	BUFFALO	43,887
9/6	W	13-10 OT	St. Louis (Memphis, TN)	62,353
Regular Season (4-11)				
9/13	W	20-13	SAN DIEGO	56,940
9/20	L	14-43	at Seattle	61,667
9/27			MINNESOTA (Cancelled/Strike)	
10/4	L	17-35	# at L.A. Raiders	10,708
10/11	L	0-42	# at Miami	25,867
10/18	L	17-26	# DENVER	20,296
10/25	L	21-42	at San Diego	47,972
11/1	L	28-31	at Chicago	63,498
11/8	L	16-17	PITTSBURGH	45,249
11/15	L	9-16	N.Y. JETS	40,718
11/22	L	3-23	GREEN BAY	34,611
11/26	W	27-20	at Detroit (Thur) (Thnks)	43,820
12/6	L	27-30 OT	at Cincinnati	46,489
12/13	W	16-10	L.A. RAIDERS	63,834
12/19	L	17-20	at Denver (Sat)	75,053
12/27	W	41-20	SEATTLE	20,370
#-Replacement Games				

4th Down Pct.	40.0	33.3
TOTAL NET YARDS	4418	5639
Avg. Per Game	294.5	375.9
Total Plays	899	1045
Avg. Per Play	4.9	5.4
NET YARDS RUSHING	1799	2333
Avg. Per Game	119.9	155.5
Total Rushes	419	535
Avg. Per Play	4.3	4.7
NET YARDS PASSING	2619	3306
Avg. Per Game	174.6	220.4
Sacked/Yards Lost	48/366	26/167
Gross Yards	2985	3473
Attempts/Completions	432/236	484/279
Pct. of Completions	54.6	57.6
Had Intercepted	17	11
PUNTS/AVERAGE	69/40.4	56/40.4
Net Punting Avg.	32.3	31.7
PUNT RETURNS/YARDS	32/346	43/442
KICKOFF RETURNS/YARDS	70/1437	55/1263
PENALTIES/YARDS	108/861	112/936
FUMBLES/LOST	41/24	24/17
TOUCHDOWNS	30	45
Rushing/Passing	7/17	16/25
Defensive/Kicking Game	1/5	3/1
TIME OF POSSESSION	27:10	32:50

REGULAR STARTERS

OFFENSE		DEFENSE	
WR	Carlos Carson	LE	Art Still
LT	John Alt	NT	Bill Maas
LG	Rich Baldinger	RT	Pete Koch
C	Tom Baugh	RE	Mike Bell
	Rick Donnalley	OLB	Louis Cooper
RG	Mark Adickes		Aaron Pearson
RT	Dave Lutz	ILB	Aaron Pearson
	Irv Eatman	MLB	Dino Hackett
TE	Jonathan Hayes	OLB	Tim Cofield
WR	Stephone Paige		Jack Del Rio
QB	Bill Kenney	LCB	Albert Lewis
RB	Christian Okoye	RCB	Kevin Ross
RB	Herman Heard	SS	Lloyd Burruss
K	Nick Lowery	FS	Deron Cherry
		P	Kelly Goodburn

PRO BOWLERS IN BOLD

AMERICAN CONFERENCE		NATIONAL CONFERENCE	
Western Division		Western Division	
W	L TPct.	W	L TPct.
Denver	10 41.700	San Francisco	13 20.867
Seattle †	9 60.600	New Orleans †	12 30.800
San Diego	8 70.533	L.A. Rams	6 90.400
L.A. Raiders	5100.333	Atlanta	3120.200
Kansas City	4110.267		
Central Division		Central Division	
W	L TPct.	W	L TPct.
Cleveland	10 50.667	Chicago	11 40.733
Houston †	9 60.600	Minnesota †	8 70.533
Pittsburgh	8 70.533	Green Bay	5 91.367
Cincinnati	4110.267	Tampa Bay	4110.267
		Detroit	4110.267
Eastern Division		Eastern Division	
W	L TPct.	W	L TPct.
Indianapolis	9 60.600	Washington	11 40.733
New England	8 70.533	Dallas	7 80.467
Miami	8 70.533	St. Louis	7 80.467
Buffalo	7 80.467	Philadelphia	7 80.467
N.Y. Jets	6 90.400	N.Y. Giants	6 90.400
AFC Championship: Denver 38, Cleveland 33			
NFC Championship: Washington 17, Minnesota 10			
Super Bowl XXII: Washington 42, Denver 10			

TEAM STATISTICS

	CHIEFS	OPP.
TOTAL FIRST DOWNS	265	344
Rushing/Passing/Penalty	97/141/27	139/172/33
3rd Down: Made/Att.	77/192	92/206
3rd Down Pct.	40.1	44.7
4th Down: Made/Att.	4/10	5/15

SCORE BY PERIODS	1	2	3	4	OT	Total
CHIEFS TOTAL	55	88	74	56	0	273
Opp. Total	88	116	93	88	3	388

INDIVIDUAL STATISTICS

PASSING							
	Att.	Cmp.	Yds.	Pct.	TD	Int	LG Rating
Kenney	273	154	2107	56.4	15	9	81t 85.8
Seuer	55	26	340	47.3	0	4	33 36.9
Blackledge	31	15	154	48.4	1	1	19 60.4
Palmer	1	0	0	0.0	0	0	0 39.6
Others	72	41	384	56.9	1	3	23 42.2
CHIEFS TOTAL	432	236	2985	54.6	17	17	81T 73.1
Opp. Total	484	279	3473	57.6	25	11	44 87.8

PASS RECEIVING					
	No.	Yds.	Avg.	LG	TD
Carson	55	1044	19.0	81t	7
Paige	43	707	16.4	51	4
Okoye	24	169	7.0	22	3
Hayes	21	272	13.0	33	2
Heard	14	118	8.4	15	0
Marshall	10	126	12.6	19	0
Moriarty	10	37	3.7	8	1
Coffman	5	42	8.4	13t	1
Palmer	4	27	6.8	10	0
Arnold	3	26	8.7	10	0
D. Colbert	3	21	7.0	9	0
Keel	2	9	4.5	7	0
Adickes	1	3	3.0	3t	1
Others	41	384	9.4	23	1
CHIEFS TOTAL	236	2985	12.6	81T	17
Opp. Total	279	3473	12.4	44	25

RUSHING				
	Yds.	Avg.	LG	TD
Okoye	157	660	4.2	43t 3
Heard	82	466	5.7	64t 3
Palmer	24	155	6.5	35 0
Moriarty	30	107	3.6	11 0
Seurer	9	33	3.7	11 0
Blackledge	5	21	4.2	11 0
Goodburn	1	16	16.0	16 0
Clemons	2	7	3.5	7 0
Kenney	12	-2	-0.2	6 0
Carson	1	-7	-7.0	-7 0
Others	96	343	3.6	17 1
CHIEFS TOTAL	419	1799	4.3	64T 7
Opp. Total	535	2333	4.4	48 16

TEAM LEADERS

Scoring: Nick Lowery	83 pts: 26 PATs, 19 FGs
INTs: Deron Cherry	3-58 yds., 0 TDs
Kevin Ross	3-40 yds., 0 TDs
Tackles: Dino Hackett	103 (74 solo)
Sacks: Mike Bell	6.5 (-44.0 yds.)
Punting: Kelly Goodburn	76-3059 yds., 40.3 avg., 13 in 20, 55 LG
Punt Returns: Kitrick Taylor	29-187 yds., 6.4 avg., 0 TDs
Kickoff Returns: Kenny Gamble	15-291 yds., 19.4 avg., 0 TDs

1986

KANSAS CITY CHIEFS



10-6 • 2ND AFC WEST • JOHN MACKOVIC

Preseason (2-2)

8/9	W	20-0	CINCINNATI	30,067
8/16	W	27-26	at St. Louis	30,305
8/23	L	6-13	BUFFALO	39,911
8/30	L	10-13	at New Orleans	47,945

Regular Season (10-6)

9/7	W	24-14	CINCINNATI	43,430
9/14	L	17-23	at Seattle	64,947
9/21	W	27-13	HOUSTON	43,699
9/28	W	20-17	at Buffalo	67,555
10/5	L	17-24	L.A. RAIDERS	74,430
10/12	L	7-20	at Cleveland	72,304
10/19	W	42-41	SAN DIEGO	55,767
10/26	W	27-20	TAMPA BAY	36,230
11/2	W	24-23	at San Diego	44,518
11/9	W	27-7	SEATTLE	53,268
11/16	L	17-38	at Denver	75,745
11/23	L	14-23	at St. Louis	29,680
11/30	L	14-17	BUFFALO	31,492
12/7	W	37-10	DENVER	47,019
12/14	W	20-17	at L.A. Raiders	68,771
12/21	W	24-19	at Pittsburgh	47,150

AFC Wild Card Playoff Game

12/28	L	15-35	at N.Y. Jets	69,307
-------	---	-------	--------------	--------

REGULAR STARTERS

WR	Carlos Carson	LE	Art Still
	Henry Marshall	NT	Bill Maas
LT	Irv Eatman	RE	Pete Koch
LG	Brad Budde	LOLB	Louis Cooper
C	Rick Donnalley	LILB	Dino Hackett
RG	Mark Adickes	RILB	Scott Radecic
RT	Dave Lutz	ROLB	Tim Cofield
TE	Walt Arnold	LCB	Albert Lewis
WR	Stephone Paige	RCB	Kevin Ross
QB	Todd Blackledge	SS	Lloyd Burruss
	Bill Kenney	FS	Deron Cherry
RB	Herman Heard	P	Lewis Colbert
RB	Mike Pruitt		
K	Nick Lowery		

PRO BOWLERS IN BOLD



Western Division

	W	L	TPct.
Denver	11	50.688	
Kansas City	†10	60.625	
Seattle	10	60.625	
L.A. Raiders	8	80.500	
San Diego	4	120.250	

Central Division

	W	L	TPct.
Cleveland	12	40.750	
Cincinnati	10	60.625	
Pittsburgh	6	100.325	
Houston	5	110.313	

Eastern Division

	W	L	TPct.
New England	11	50.688	
N.Y. Jets	†10	60.625	
Miami	8	80.500	
Buffalo	4	120.250	
Indianapolis	3	130.188	



Western Division

	W	L	TPct.
San Francisco	10	51.656	
L.A. Rams	†10	60.625	
Atlanta	7	81.469	
New Orleans	7	90.438	

Central Division

	W	L	TPct.
Chicago	14	20.875	
Minnesota	9	70.563	
Detroit	5	110.313	
Green Bay	4	120.250	
Tampa Bay	2	140.125	

Eastern Division

	W	L	TPct.
N.Y. Giants	14	20.875	
Washington	†12	40.750	
Dallas	7	90.438	
Philadelphia	5	101.344	
St. Louis	4	111.281	

AFC Championship: Denver 23, Cleveland 20 OT
 NFC Championship: N.Y. Giants 17, Washington 0
 Super Bowl XXI: N.Y. Giants 39, Denver 20

TEAM STATISTICS

	CHIEFS	OPP.				
TOTAL FIRST DOWNS	264	310				
Rushing/Passing/Penalty	83/152/29	111/173/26				
3rd Down: Made/Att.	74/220	80/224				
3rd Down Pct.	33.6	35.7				
4th Down: Made/Att.	5/9	7/16				
4th Down Pct.	55.6	43.8				
TOTAL NET YARDS	4218	4934				
Avg. Per Game	263.6	308.4				
Total Plays	1003	1098				
Avg. Per Play	4.2	4.5				
NET YARDS RUSHING	1468	1739				
Avg. Per Game	91.8	108.7				
Total Rushes	432	485				
Avg. Per Play	3.4	3.6				
NET YARDS PASSING	2750	3195				
Avg. Per Game	171.9	199.7				
Sacked/Yards Lost	50/372	44/360				
Gross Yards	3122	3555				
Attempts/Completions	521/257	569/303				
Pct. of Completions	49.3	53.3				
Had Intercepted	18	31				
PUNTS/AVERAGE	99/40.7	83/37.0				
Net Punting Avg.	33.7	30.9				
PUNT RETURNS/YARDS	35/265	52/572				
KICKOFF RETURNS/YARDS	56/1117	71/1278				
PENALTIES/YARDS	96/824	114/965				
FUMBLES/LOST	27/17	26/18				
TOUCHDOWNS	43	38				
Rushing/Passing	10/23	13/21				
Returns: Off./Def./Kicking Game*	1/4/5	0/3/1				
TIME OF POSSESSION	28:29	31:31				
SCORE BY PERIODS						
	1	2	3	4	OT	Total
CHIEFS TOTAL	67	113	83	95	0	358
Opp. Total	49	121	90	66	0	326

INDIVIDUAL STATISTICS

PASSING

	Att.	Cmp.	Yds.	Pct.	TD	Int	LG	Rating
Kenney	308	161	1922	52.3	13	11	56	70.8
Blackledge	211	96	1200	45.5	10	6	70t	67.6
Green	1	0	0	0	0	1	0	0.0
Marshall	1	0	0	0	0	0	0	39.6
CHIEFS TOTAL	521	257	3122	49.3	23	18	70T	68.5
Opp. Total	569	303	3555	53.3	21	31	51	62.1

PASS RECEIVING

	No.	Yds.	Avg.	LG	TD
Paige	52	829	15.9	51	11
Marshall	46	652	14.2	31	1
J. Smith	33	230	7.0	18	3
Carson	21	497	23.7	70t	4
Arnold	20	169	8.5	27	1
Green	19	137	7.2	17	0
Heard	17	83	4.9	13	0
Coffman	12	75	6.3	10	2
Harry	9	211	23.4	53	1
Hayes	8	69	8.6	16	0
Pruitt	8	56	7.0	13	0
Moriarty	7	51	7.3	19	0
Hancock	4	63	15.8	25	0
Kenney	1	0	0.0	0	0
CHIEFS TOTAL	257	3122	12.1	70T	23
Opp. Total	303	3555	11.7	51	21

RUSHING

	No.	Yds.	Avg.	LG	TD
Pruitt	139	448	3.2	16	2
Green	90	314	3.5	27	3
Heard	71	295	4.2	40	2
J. Smith	54	238	4.4	32	3
Moriarty	35	115	3.3	11	0
Blackledge	23	60	2.6	14	0
Kenney	18	0	0.0	9	0
Paige	2	-2	-1.0	12	0
CHIEFS TOTAL	432	1468	3.4	40	10
Opp. Total	485	1739	3.6	41t	13

TEAM LEADERS

Scoring: Nick Lowery 100 pts: 43 PATs 19 FGs
 INTs: Deron Cherry 9-150 yds., 0 TDs
 Tackles: Dino Hackett 140 (78 solo)
 Sacks: Art Still 10.5 (-77.0 yds.)
 Punting: Lewis Colbert 99-4033 yds., 40.7 avg., 23 In 20, 56 LG
 Punt Returns: Jeff Smith 29-245 yds., 8.4 avg., 0 TDs
 Kickoff Returns: Boyce Green 10-254 yds., 25.4 avg., 1 TD

1985

KANSAS CITY CHIEFS



6-10 • 5TH AFC WEST • JOHN MACKOVIC

Preseason (3-1)

8/10	W	35-27	at Cincinnati	41,115
8/17	L	13-31	NEW ENGLAND	35,162
8/24	W	24-19	at Houston	36,501
8/31	W	17-13	ST. LOUIS	38,618

Regular Season (6-10)

9/8	W	47-27	at New Orleans	57,760
9/12	W	36-20	L.A. RAIDERS (Thur)	(N)72,686
9/22	L	0-31	at Miami	69,791
9/29	W	28-7	SEATTLE	50,485
10/6	L	10-19	at L.A. Raiders	55,133
10/13	L	20-31	at San Diego	50,067
10/20	L	0-16	L.A. RAMS	64,474
10/27	L	10-30	DENVER	68,248
11/3	L	20-23	at Houston	41,238
11/10	L	28-36	PITTSBURGH	46,126
11/17	L	3-31	at San Francisco	56,447
11/24	W	20-7	INDIANAPOLIS	21,762
12/1	L	6-24	at Seattle	52,655
12/8	W	38-10	ATLANTA	18,199
12/14	L	13-14	at Denver (Sat)	69,209
12/22	W	38-34	SAN DIEGO	18,178

REGULAR STARTERS

OFFENSE

WR	Carlos Carson
LT	Matt Herkenhoff
LG	Brad Budde
	Scott Auer
C	Bob Rush
RG	Bob Olderman
RT	Dave Lutz
TE	Walt Arnold
WR	Henry Marshall
	Stephone Paige
QB	Bill Kenney
	Todd Blackledge
RB	Herman Heard
RB	Mike Pruitt
	Bruce King
K	Nick Lowery

DEFENSE

LE	Art Still
NT	Bill Maas
RE	Mike Bell
LOLB	Calvin Daniels
LILB	Scott Radecic
RILB	Gary Spani
ROLB	Ken Jolly
LCB	Albert Lewis
RCB	Kevin Ross
SS	Lloyd Burruss
FS	Deron Cherry
P	Jim Arnold

PRO BOWLERS IN BOLD



Western Division

	W	L	TPct.
L.A. Raiders	12	40.750	
Denver	11	50.688	
Seattle	8	80.500	
San Diego	8	80.500	
Kansas City	6	100.375	

Central Division

	W	L	TPct.
Cleveland	8	80.500	
Cincinnati	7	90.438	
Pittsburgh	7	90.438	
Houston	5	110.313	

Eastern Division

	W	L	TPct.
Miami	12	40.750	
N.Y. Jets †	11	50.688	
New England †	11	50.688	
Indianapolis	5	110.313	
Buffalo	2	140.125	

AFC Championship: New England 31, Miami 14

NFC Championship: Chicago 24, L.A. Rams 0

Super Bowl XX: Chicago 46, New England 10



Western Division

	W	L	TPct.
L.A. Rams	11	50.688	
San Francisco †	10	60.625	
New Orleans	5	110.313	
Atlanta	4	120.250	

Central Division

	W	L	TPct.
Chicago	15	10.938	
Green Bay	8	80.500	
Minnesota	7	90.438	
Detroit	7	90.438	
Tampa Bay	2	140.125	

Eastern Division

	W	L	TPct.
Dallas	10	60.625	
N.Y. Giants †	10	60.625	
Washington	10	60.625	
Philadelphia	7	90.438	
St. Louis	5	110.313	

TEAM STATISTICS

	CHIEFS	OPP.
TOTAL FIRST DOWNS	258	336
Rushing/Passing/Penalty	79/158/21	129/184/23

3rd Down: Made/Att.	76/224	99/239
3rd Down Pct.	33.9	41.4
4th Down: Made/Att.	7/15	11/21
4th Down Pct.	46.7	52.4
TOTAL NET YARDS	4877	5658
Avg. Per Game	304.8	353.6
Total Plays	982	1126
Avg. Per Play	5.0	5.0
NET YARDS RUSHING	1486	2169
Avg. Per Game	92.9	135.6
Total Rushes	428	513
Avg. Per Play	3.5	4.2
NET YARDS PASSING	3391	3489
Avg. Per Game	211.9	218.1
Sacked/Yards Lost	43/335	37/263
Gross Yards	3726	3752
Attempts/Completions	511/267	576/332
Pct. of Completions	52.3	57.6
Had Intercepted	23	27
PUNTS/AVERAGE	95/40.3	75/41.2
Net Punting Avg.	32.3	34.2
PUNT RETURNS/YARDS	43/381	48/530
KICKOFF RETURNS/YARDS	59/1115	69/1626
PENALTIES/YARDS	87/666	85/720
FUMBLES/LOST	22/11	25/14
TOUCHDOWNS	35	41
Rushing/Passing	10/23	18/22
Defensive/Kicking Game	2/0	0/1
TIME OF POSSESSION	28:06	31:54

SCORE BY PERIODS

	1	2	3	4	OT	Total
CHIEFS TOTAL	77	111	66	63	0	317
Opp. Total	39	135	65	121	0	360

INDIVIDUAL STATISTICS

PASSING

	Att.	Cmp.	Yds.	Pct.	TD	Int	LG	Rating
Kenney	338	181	2536	53.6	17	9	84t	83.6
Blackledge	172	86	1190	50.0	6	14	70	50.5
Horton	1	0	0	0	0	0	0	39.6
CHIEFS TOTAL	511	267	3726	52.3	23	23	84t	72.3
Opp. Total	576	332	3752	57.6	22	27	56	70.3

PASS RECEIVING

	No.	Yds.	Avg.	LG	TD
Carson	47	843	17.9	37t	4
Paige	43	943	21.9	84t	10
Heard	31	257	8.3	27	2
W. Arnold	28	339	12.1	38	1
Horton	28	185	6.6	22	1
Marshall	25	446	17.8	50	0
Smith	18	157	8.7	45t	2
Hancock	15	286	19.1	48	2
King	7	45	6.4	8	0
Pruitt	7	43	6.1	9	0
Scott	5	61	12.2	21	0
Holston	5	51	10.2	17	0
Hayes	5	39	7.8	12	1
Jones	3	31	10.3	15	0
CHIEFS TOTAL	267	3726	14.0	84t	23
Opp. Total	332	3752	11.3	56t	22

RUSHING

	No.	Yds.	Avg.	LG	TD
Heard	164	595	3.6	33	4
Pruitt	105	366	3.5	54	2
Horton	48	146	3.0	19t	3
Smith	30	118	3.9	27	0
Blackledge	17	97	5.7	25	0
King	28	83	3.0	9	0
Carson	3	25	8.3	13	0
Lacy	6	21	3.5	6	0
Jones	12	19	1.6	7	0
Paige	1	15	15.0	15	0
Kenney	14	1	0.1	5	1
CHIEFS TOTAL	428	1486	3.5	54	10
Opp. Total	513	2169	4.2	50	18

TEAM LEADERS

Scoring: Nick Lowery	107 pts: 35 PATs, 24 FGs
INTs: Albert Lewis	8-59 yds., 0 TDs
Tackles: Deron Cherry	134 (85 solo)
Sacks: Bill Maas	7.0 (-51.0 yds.)
Punting: Jim Arnold	93-3827 yds., 41.2 avg., 15 In 20, 62 LG
Punt Returns: Garcia Lane	43-381 yds., 8.9 avg., 0 TDs
Kickoff Returns: Jeff Smith	33-654 yds., 19.8 avg., 0 TDs

1984

KANSAS CITY CHIEFS



8-8 • 4TH AFC WEST • JOHN MACKOVIC

Preseason (1-3)

8/4	L	20-34	NEW ORLEANS	34,230
8/10	L	10-14	at St. Louis	30,233
8/18	W	31-13	CLEVELAND	33,074
8/24	L	7-36	at New England	22,721

Regular Season (8-8)

9/2	W	37-27	at Pittsburgh	56,709
9/9	W	27-22	at Cincinnati	47,111
9/16	L	20-22	L.A. RAIDERS	75,111
9/23	L	0-21	at Denver	74,263
9/30	W	10-6	CLEVELAND	40,785
10/7	L	16-17	N.Y. JETS	53,167
10/14	W	31-13	SAN DIEGO	67,465
10/21	L	7-28	at N.Y. Jets	76,891
10/28	W	24-20	TAMPA BAY	41,710
11/4	L	0-45	at Seattle	64,915
11/11	L	16-17	HOUSTON	44,464
11/18	L	7-17	at L.A. Raiders	48,575
11/25	L	27-28	at N.Y. Giants	74,383
12/2	W	16-13	DENVER	38,949
12/9	W	34-7	SEATTLE	34,855
12/16	W	42-21	at San Diego	40,211

REGULAR STARTERS

OFFENSE

WR	Carlos Carson
LT	Matt Herkenhoff
LG	Brad Budde
C	Bob Rush
RG	Tom Condon
RT	Dave Lutz
	Jim Rourke
TE	Willie Scott
WR	Henry Marshall
QB	Bill Kenney
	Todd Blackledge
RB	Herman Heard
	Theotis Brown
RB	Billy Jackson
K	Nick Lowery

DEFENSE

LE	Art Still
NT	Bill Maas
RE	Mike Bell
LOLB	Ken McAlister
LILB	John Zamberlin
	Jerry Blanton
RILB	Gary Spani
ROLB	Calvin Daniels
LCB	Albert Lewis
RCB	Kevin Ross
SS	Lloyd Burruss
FS	Deron Cherry
P	Jim Arnold

PRO BOWLERS IN BOLD



Western Division

	W	L	TPct.
Denver	13	30.813	
Seattle †	12	40.750	
L.A. Raiders †	11	50.688	
Kansas City	8	80.500	
San Diego	7	90.438	

Central Division

	W	L	TPct.
Pittsburgh	9	70.563	
Cincinnati	8	80.500	
Cleveland	5	110.313	
Houston	3	130.188	

Eastern Division

	W	L	TPct.
Miami	14	20.875	
New England	9	70.563	
N.Y. Jets	7	90.438	
Indianapolis	4	120.250	
Buffalo	2	140.125	

AFC Championship: Miami 45, Pittsburgh 28

NFC Championship: San Francisco 23, Chicago 0

Super Bowl XIX: San Francisco 38, Miami 16



Western Division

	W	L	TPct.
San Francisco	15	10	938
L.A. Rams †	10	60	625
New Orleans	7	90	438
Atlanta	4	120	250

Central Division

	W	L	TPct.
Chicago	10	60.625	
Green Bay	8	80.500	
Tampa Bay	6	100.375	
Detroit	4	111.281	
Minnesota	3	130.188	

Eastern Division

	W	L	TPct.
Washington	11	50.688	
N.Y. Giants †	9	70.563	
St. Louis	9	70.563	
Dallas	9	70.563	
Philadelphia	6	91.406	

CHIEFS

OPP.

TOTAL FIRST DOWNS	295	335
Rushing/Passing/Penalty	88/178/29	121/192/22
3rd Down: Made/Att.	73/221	89/246
3rd Down Pct.	33.0	36.2
4th Down: Made/Att.	1/6	9/24
4th Down Pct.	16.7	37.5
TOTAL NET YARDS	5095	5625
Avg. Per Game	318.4	351.6
Total Plays	1034	1159
Avg. Per Play	4.9	4.9
NET YARDS RUSHING	1527	1982
Avg. Per Game	95.4	123.9
Total Rushes	408	523
Avg. Per Play	3.7	3.8
NET YARDS PASSING	3568	3645
Avg. Per Game	223.0	227.8
Sacked/Yards Lost	33/301	50/364
Gross Yards	3869	4009
Attempts/Completions	593/305	586/329
Pct. of Completions	51.4	56.1
Had Intercepted	22	30
PUNTS/AVERAGE	98/44.9	91/40.0
Net Punting Avg.	37.5	33.6
PUNT RETURNS/YARDS	43/346	60/461
KICKOFF RETURNS/YARDS	56/1061	64/1354
PENALTIES/YARDS	99/806	108/951
FUMBLES/LOST	34/15	18/11
TOUCHDOWNS	35	38
Rushing/Passing	12/21	10/19
Defensive/Kicking Game	2/0	9/0
TIME OF POSSESSION	27:25	32:25

SCORE BY PERIODS

	1	2	3	4	OT	Total
CHIEFS TOTAL	57	105	61	91	0	314
Opp. Total	37	127	73	87	0	324

INDIVIDUAL STATISTICS

PASSING

	Att.	Cmp.	Yds.	Pct.	TD	Int	LG	Rating
Kenney	282	151	2098	53.5	15	10	65t	80.7
Blackledge	294	147	1707	50.0	6	11	46t	59.2
Osiecki	17	7	64	41.2	0	1	19	27.6
CHIEFS TOTAL	593	305	3869	51.4	21	22	65T	68.5
Opp. Total	586	329	4009	56.1	19	30	80t	67.3

PASS RECEIVING

	No.	Yds.	Avg.	LG	TD
Marshall	62	912	14.7	37	4
Carson	57	1078	18.9	57	4
Brown	38	236	6.2	17	0
Paige	30	541	18.0	65t	4
Scott	28	253	9.0	27	3
Heard	25	223	8.9	17	0
B. Jackson	15	101	6.7	11	1
Lacy	13	87	6.7	20	2
W. Arnold	11	95	8.6	15	1
Hancock	10	217	21.7	46t	1
Smith	8	69	9.4	16	0
Beckman	7	44	6.3	9	1
Little	1	13	13.0	13	0
CHIEFS TOTAL	305	3869	12.7	65T	21
Opp. Total	329	4009	12.2	80t	19

RUSHING

	No.	Yds.	Avg.	LG	TD
Heard	65	684	4.1	69t	4
Brown	97	337	3.5	25	4
B. Jackson	50	225	4.5	16	1
Lacy	46	165	3.6	24t	2
Blackledge	18	102	5.7	26	1
Paige	3	19	6.3	9	0
Gunter	15	12	0.8	4	0
Ricks	2	1	0.5	1	0
W. Arnold	1	0	0.0	0	0
Osiecki	1	-2	-2.0	-2	0
Kenney	9	-8	-0.9	1	0
Carson	1	-8	-8.0	-8	0
CHIEFS TOTAL	408	1527	3.7	69T	12
Opp. Total	523	1982	3.8	52	10

TEAM LEADERS

Scoring: Nick Lowery	104 pts: 35 PATs, 23 FGs
INTs: Deron Cherry	7-140 yds., 0 TDs
Tackles: Art Still	131 (107 solo)
Sacks: Art Still	14.5 (-86.0 yds.)
Punting: Jim Arnold	98-4397 yds., 44.9 avg., 22 in 20, 63 LG
Punt Returns: J.T. Smith	39-332 yds., 8.5 avg., 0 TDs
Kickoff Returns: J.T. Smith	19-391 yds., 20.6 avg., 0 TDs

TEAM STATISTICS



Preseason (2-2)				
8/6	W	24-7	at Cincinnati	42,662
8/13	L	13-17	DETROIT	32,885
8/20	W	17-16	ST. LOUIS	34,070
8/27	L	17-20	at Chicago	56,311
Regular Season (6-10)				
9/4	W	17-13	SEATTLE	42,531
9/12	L	14-17	SAN DIEGO (Mon) (N)	62,150
9/18	L	12-27	at Washington	52,610
9/25	L	6-14	at Miami	50,785
10/2	W	38-14	ST. LOUIS	58,975
10/9	L	20-21	at L.A. Raiders	40,492
10/16	W	38-17	N.Y. GIANTS	55,449
10/23	W	13-10 OT	at Houston	39,462
10/30	L	24-27	at Denver	76,640
11/6	L	20-28	L.A. RAIDERS	75,497
11/13	W	20-15	CINCINNATI	46,711
11/20	L	21-41	at Dallas	64,102
11/27	L	48-51 OT	at Seattle	56,793
12/4	L	9-14	BUFFALO	27,104
12/11	L	38-41	at San Diego	35,510
12/18	W	48-17	DENVER	11,377

4th Down Pct.	44.4	58.3
TOTAL NET YARDS	5595	5386
Avg. Per Game	349.7	336.6
Total Plays	1074	1089
Avg. Per Play	5.2	4.9
NET YARDS RUSHING	1254	2275
Avg Per Game	78.4	142.2
Total Rushes	387	554
Avg. Per Play	3.2	4.1
NET YARDS PASSING	4341	3111
Avg. Per Game	271.3	194.4
Sacked/Yards Lost	46/343	35/250
Gross Yards	4684	3361
Attempts/Completions	641/369	500/261
Pct. of Completions	57.6	52.2
Had Intercepted	19	30
PUNTS/AVERAGE	93/39.9	85/41.2
Net Punting Avg.	32.6	33.8
PUNT RETURNS/YARDS	40/291	54/559
KICKOFF RETURNS/YARDS	54/929	75/1528
PENALTIES/YARDS	113/911	105/837
FUMBLES/LOST	30/19	34/21
TOUCHDOWNS	45	44
Rushing/Passing	13/29	19/21
Returns: Off./Def./Kicking Game*	0/3/0	1/2/1
TIME OF POSSESSION	28:35	31:07

REGULAR STARTERS

OFFENSE		DEFENSE	
WR	Carlos Carson	LE	Art Still
LT	Matt Herkenhoff	NT	Dino Mangiero
LG	Brad Budde	RE	Mike Bell
C	Bob Rush	LOLB	Thomas Howard
RG	Tom Condon	LILB	Jerry Blanton
	Bob Simmons	RILB	Gary Spani
RT	Dave Lutz	ROLB	Calvin Daniels
TE	Willie Scott	LCB	Gary Green
WR	Anthony Hancock	RCB	Lucious Smith
	Henry Marshall	SS	Lloyd Burruss
QB	Bill Kenney	FS	Deron Cherry
TE	Ed Beckman	P	Jim Arnold
RB	Theotis Brown		
RB	Billy Jackson		
K	Nick Lowery		

PRO BOWLERS IN BOLD

AMERICAN CONFERENCE		NATIONAL CONFERENCE	
Western Division		Western Division	
W L TPct.	W L TPct.	W L TPct.	W L TPct.
L.A. Raiders 12 40.750	San Francisco 10 60.625	L.A. Rams † 9 70.563	New Orleans 8 80.500
Seattle † 9 70.563	Denver † 9 70.563	Atlanta 7 90.438	Central Division
San Diego 6100.375	Kansas City 6100.375	Central Division	W L TPct.
Central Division	W L TPct.	W L TPct.	W L TPct.
Pittsburgh 10 60.625	Detroit 9 70.563	Chicago 8 80.500	Green Bay 8 80.500
Cleveland 9 70.563	Cincinnati 7 90.483	Minnesota 8 80.500	Tampa Bay 2140.125
Houston 2140.125	Eastern Division	Eastern Division	W L TPct.
Eastern Division	W L TPct.	W L TPct.	W L TPct.
Miami 12 40.750	New England 8 80.500	Washington 14 20.875	Dallas † 12 40.750
Buffalo 8 80.500	Baltimore 7 90.438	St. Louis 8 71.531	Philadelphia 5110.313
N.Y. Jets 7 90.438	N.Y. Giants 3121.219		
AFC Championship: L.A. Raiders 30, Seattle 14			
NFC Championship: Washington 24, San Francisco 21			
Super Bowl XVIII: L.A. Raiders 38, Washington 9			

TEAM STATISTICS

	CHIEFS	OPP.
TOTAL FIRST DOWNS	314	319
Rushing/Passing/Penalty	83/208/23	136/158/25
3rd Down: Made/Att.	93/234	83/221
3rd Down Pct.	39.7	39.6
4th Down: Made/Att.	4/9	7/12

SCORE BY PERIODS	1	2	3	4	OT	Total
CHIEFS TOTAL	86	96	85	116	3	386
Opp. Total	57	89	88	130	3	367

INDIVIDUAL STATISTICS

PASSING									
	Att.	Cmp.	Yds.	Pct.	TD	Int	LG	Rating	
Kenney	603	346	4348	57.4	24	18	53	80.8	
Blackledge	34	20	259	58.8	3	0	43	112.3	
J. Thomas	2	1	18	50	1	1	18t	81.3	
Carson	1	1	48	100.0	1	0	48	158.3	
Brown	1	1	11	100.0	0	0	11	112.5	
Marshall	0	0	0	0.0	0	0	0	0.0	
CHIEFS TOTAL	641	369	4684	57.6	29	19	53	83.2	
Opp. Total	500	261	3361	52.2	21	30	58	62.6	

PASS RECEIVING

	No.	Yds.	Avg.	LG	TD
Carson	80	1351	16.9	50t	7
Marshall	50	788	15.8	52	6
Brown	47	418	8.9	53	2
Hancock	37	584	15.8	50	1
B. Jackson	32	243	7.6	29	0
Paige	30	528	17.6	43	6
K. Thomas	30	254	8.5	25	1
Scott	29	247	8.5	22	6
Beckman	13	130	10.0	20	0
J. Thomas	8	33	4.1	7	0
J.T. Smith	7	85	12.1	18	0
Ricks	3	5	1.7	7	0
Hadnot	2	18	9.0	16	0
Kenney	1	0	0.0	0	0
CHIEFS TOTAL	369	4684	12.7	53	29
Opp. Total	261	3361	12.9	58	21

RUSHING

	No.	Yds.	Avg.	LG	TD
B. Jackson	152	499	3.3	19	2
Brown	124	467	3.8	49t	8
J. Thomas	44	115	2.6	11	0
Kenney	23	59	2.6	11	3
K. Thomas	15	55	3.7	28	0
Ricks	21	28	1.3	10	0
Carson	2	20	10.0	18	0
Hadnot	4	10	2.5	7	0
Scott	1	1	1.0	1	0
Blackledge	1	0	0.0	0	0
CHIEFS TOTAL	387	1254	3.2	49T	13
Opp. Total	554	2275	4.1	60	19

TEAM LEADERS

Scoring: Nick Lowery	116 pts: 44 PATs, 24 FGs
INTs: Deron Cherry	7-100 yds., 0 TDs
Tackles: Jerry Blanton	136 (83 solo)
Sacks: Mike Bell	10.0 (-62.0 yds.)
Punting: Jim Arnold	93-3710 yds., 39.9 avg., 21 In 20, 64 LG
Punt Returns: J.T. Smith	26-210 yds., 8.1 avg., 0 TDs
Kickoff Returns: Theotis Brown	15-301 yds., 20.1 avg., 0 TDs

1982

KANSAS CITY CHIEFS



3-6 • 11TH AFC • MARV LEVY

Preseason (2-1-1)

8/13	W	26-20	CINCINNATI	39,815
8/21	L	3-6	at New Orleans	46,585
8/28	T	17-17 OT	MIAMI	42,290
9/4	W	10-6	at St. Louis	39,926

Regular Season (3-6)

9/12	L	9-14	at Buffalo	79,383
9/19	W	19-12	SAN DIEGO	60,514
9/23			ATLANTA	Cancelled*
10/3			at Seattle	Cancelled*
10/10			HOUSTON	Cancelled*
10/17			at San Diego	Cancelled*
10/24			N.Y. Jets	Rescheduled (1/2)*
10/31			SEATTLE	Cancelled*
11/7			at Oakland	Cancelled*
11/14			DENVER	Cancelled*
11/21	L	17-27	at New Orleans	39,341
11/28	L	14-20	at L.A. Rams	45,793
12/5	L	14-35	at Pittsburgh	52,090
12/12	L	16-21	OAKLAND	26,307
12/19	W	37-16	at Denver	74,192
12/26	L	13-26	SAN FRANCISCO	24,319
1/2	W	37-13	N.Y. JETS	11,902

*Season shortened to nine games due to NFLPA strike.

3rd Down Pct.	38.1	52.8
4th Down: Made/Att.	7/12	2/4
4th Down Pct.	58.3	50.0
TOTAL NET YARDS	2498	2733
Avg. Per Game	277.6	303.7
Total Plays	573	556
Avg. Per Play	4.4	4.9
NET YARDS RUSHING	943	1066
Avg. Per Game	104.8	118.4
Total Rushes	269	279
Avg. Per Play	3.5	3.8
NET YARDS PASSING	1555	1667
Avg. Per Game	172.8	185.2
Sacked/Yards Lost	40/309	15/120
Gross Yards	1864	1787
Attempts/Completions	264/145	262/155
Pct. of Completions	54.9	59.2
Had Intercepted	8	12
PUNTS/AVERAGE	38/40.5	38/38.6
Net Punting Avg.	29.0	32.1
PUNT RETURNS/YARDS	15/129	22/338
KICKOFF RETURNS/YARDS	34/723	42/794
PENALTIES/YARDS	43/372	59/476
FUMBLES/LOST	13/4	23/10
TOUCHDOWNS	17	22
Rushing/Passing	3/10	7/19
Defensive/Kicking Game	3/1	1/2
TIME OF POSSESSION	30:11	29:49

REGULAR STARTERS

OFFENSE

WR	Henry Marshall
LT	Matt Herkenhoff
LG	Brad Budde
C	Jack Rudnay
RG	Tom Condon
RT	Charlie Getty
TE	Al Dixon
WR	Carlos Carson
QB	Bill Kenney
RB	Joe Delaney
RB	Billy Jackson
K	Nick Lowery

DEFENSE

LE	Art Still
NT	Ken Kremer
RE	Mike Bell
	Dave Lindstrom
LOLB	Thomas Howard
LILB	Jerry Blanton
RILB	Gary Spani
ROLB	Charles Jackson
LCB	Gary Green
RCB	Eric Harris
SS	Lloyd Burruss
FS	Gary Barbaro
P	Jeff Gossett

PRO BOWLERS IN BOLD



WLTPct.
L.A. Raiders 810.889
Miami 720.778
Cincinnati 720.778
Pittsburgh 630.667
San Diego 630.667
N.Y. Jets 630.667
New England 540.556
Cleveland 450.444
Buffalo 450.444
Seattle 450.444
Kansas City 360.333
Denver 270.222
Houston 180.111
Baltimore 081.056



WLTPct.
Washington 810.889
Dallas 630.667
Green Bay 531.611
Minnesota 540.556
Atlanta 540.556
St. Louis 540.556
Tampa Bay 540.556
Detroit 450.444
New Orleans 450.444
N.Y. Giants 450.444
San Francisco 360.333
Chicago 360.333
Philadelphia 360.333
L.A. Rams 270.222

As the result of a 57-day players' strike, the 1982 NFL regular season schedule was reduced from 16 to nine games. At the conclusion of the regular season, the NFL conducted a 16-team postseason Super Bowl Tournament. Eight teams from each conference were seeded 1-8 based on their records during the season.

AFC Championship: Miami 14, N.Y. Jets 0
 NFC Championship: Washington 31, Dallas 17
 Super Bowl XVII: Washington 27, Miami 17

TEAM STATISTICS

	CHIEFS	OPP.
TOTAL FIRST DOWNS	163	170
Rushing/Passing/Penalty	71/79/13	69/92/9
3rd Down: Made/Att.	48/126	65/123

SCORE BY PERIODS

	1	2	3	4	OT	Total
CHIEFS TOTAL	33	63	16	64	0	176
Opp. Total	40	55	31	58	0	184

INDIVIDUAL STATISTICS

PASSING

	Att.	Cmp.	Yds.	Pct.	TD	Int	LG	Rating
Kenney	169	95	1192	56.2	7	6	51	77.0
Fuller	93	49	665	52.7	3	2	51	77.3
Gagliano	1	1	7	100.0	0	0	7	95.8
Marshall	1	0	0	0.0	0	0	0	39.6
CHIEFS TOTAL	264	145	1864	54.9	10	8	51	77.4
Opp. Total	262	155	1787	59.2	12	12	74t	76.0

PASS RECEIVING

	No.	Yds.	Avg.	LG	TD
Marshall	40	549	13.7	44t	3
Carson	27	494	18.3	51	2
Dixon	18	251	13.9	37	2
Hadnot	14	96	6.9	28	0
Delaney	11	53	4.8	13	0
Smith	10	168	16.8	51	0
Scott	8	49	6.1	13	1
Hancock	7	116	16.6	41t	1
B. Jackson	5	41	8.2	13	0
Rome	2	25	12.5	16	0
Gaines	2	17	8.5	7	0
Bledsoe	1	5	5.0	5	0
CHIEFS TOTAL	145	1864	12.9	51	10
Opp. Total	155	1787	11.5	74t	12

RUSHING

	No.	Yds.	Avg.	LG	TD
Delaney	95	380	4.0	36	0
B. Jackson	86	243	2.8	18	3
Hadnot	46	172	3.7	25	0
Fuller	10	56	5.6	12	0
Kenney	13	40	3.1	12	0
Marshall	3	25	8.3	16	0
Bledsoe	10	20	2.0	5	0
Thompson	4	7	1.8	4	0
Gaines	1	0	0.0	0	0
Studdard	1	0	0.0	0	0
CHIEFS TOTAL	269	943	3.5	36	3
Opp. Total	279	1066	3.8	24	7

TEAM LEADERS

Scoring: Nick Lowery 74 pts: 17 PATs, 19 FGs
 INTs: Eric Harris 3-66 yds., 1 TD
 Gary Barbaro 3-48 yds., 1 TD
 Tackles: Art Still 68 (44 solo)
 Sacks: Art Still 4.0 (-34.0 yds.)
 Punting: Jeff Gossett 33-1366 yds., 41.1 avg., 6 In 20, 56 LG
 Punt Returns: Anthony Hancock 12-103 yds., 8.6 avg., 0 TDs
 Kickoff Returns: Anthony Hancock 27-609 yds., 22.6 avg., 0 TDs

1981

KANSAS CITY CHIEFS



9-7 • 3RD AFC WEST • MARV LEVY

Preseason (1-3)

8/7	L	10-16	at Washington	32,488
8/15	W	13-0	CHICAGO	41,099
8/22	L	3-16	ST. LOUIS	42,550
8/28	L	7-31	at Miami	36,896

Regular Season (9-7)

9/6	W	37-33	at Pittsburgh	53,305
9/13	W	19-10	TAMPA BAY	50,555
9/20	L	31-42	SAN DIEGO	63,866
9/27	W	20-14	at Seattle	59,255
10/4	L	17-33	at New England	55,931
10/11	W	27-0	OAKLAND	76,543
10/18	W	28-14	DENVER	74,672
10/25	W	28-17	at Oakland	42,914
11/1	L	20-22	at San Diego	51,307
11/8	L	13-16 OT	CHICAGO	60,605
11/15	W	23-10	HOUSTON	73,984
11/22	W	40-13	SEATTLE	49,002
11/26	L	10-27	at Detroit (Thur)	(Thnks)76,735
12/6	L	13-16	at Denver	74,744
12/13	L	7-17	MIAMI	57,407
12/20	W	10-6	at Minnesota	41,110

TOTAL NET YARDS	5273	5373
Avg. Per Game	329.6	335.8
Total Plays	1057	1102
Avg. Per Play	5.0	4.9
NET YARDS RUSHING	2633	1747
Avg. Per Game	164.6	109.2
Total Rushes	610	507
Avg. Per Play	4.3	3.4
NET YARDS PASSING	2640	3626
Avg. Per Game	165.0	226.6
Sacked/Yards Lost	37/277	27/195
Gross Yards	2917	3821
Attempts/Completions	410/224	567/291
Pct. of Completions	54.6	51.3
Had Intercepted	22	26
PUNTS/AVERAGE	70/38.5	80/38.9
Net Punting Avg.	33.2	30.8
PUNT RETURNS/YARDS	50/528	46/293
KICKOFF RETURNS/YARDS	52/1043	68/1296
PENALTIES/YARDS	96/920	88/723
FUMBLES/LOST	36/24	42/21
TOUCHDOWNS	38	34
Rushing/Passing	22/12	17/16
Defensive/Kicking Game	4/0	1/0
TIME OF POSSESSION	31:01	28:59

SCORE BY PERIODS	1	2	3	4	OT	Total
CHIEFS TOTAL	85	69	85	104	0	343
Opp. Total	82	97	51	57	3	290

REGULAR STARTERS

OFFENSE

WR	Henry Marshall
LT	Matt Herkenhoff
LG	Brad Budde
C	Jack Rudnay
RG	Tom Condon
RT	Charlie Getty
TE	Al Dixon
WR	J.T. Smith
QB	Bill Kenney
RB	Joe Delaney
RB	James Hadnot
K	Nick Lowery

DEFENSE

LE	Art Still
NT	Don Parrish
	Ken Kremer
RE	Mike Bell
LOLB	Thomas Howard
LILB	Jerry Blanton
RILB	Gary Spani
ROLB	Charles Jackson
LCB	Gary Green
RCB	Eric Harris
SS	Lloyd Burruss
FS	Gary Barbaro
P	Bob Grupp

PRO BOWLERS IN BOLD

INDIVIDUAL STATISTICS

PASSING

	Att.	Cmp.	Yds.	Pct.	TD	Int	LG	Rating
Kenney	274	147	1983	53.6	9	16	64t	63.8
Fuller	134	77	934	57.5	3	4	53	73.9
Marshall	1	0	0	0.0	0	1	0	0.0
Hadnot	1	0	0	0.0	0	1	0	0.0
CHIEFS TOTAL	410	224	2917	54.6	12	22	64T	64.4
Opp. Total	567	291	3821	51.3	16	26	86t	63.1

PASS RECEIVING

	No.	Yds.	Avg.	LG	TD
J.T. Smith	63	852	13.5	42	2
Marshall	38	620	16.3	64t	4
Dixon	29	356	12.3	48	2
Hadnot	23	215	9.3	20	0
Delaney	22	246	11.2	61	0
Rome	17	203	11.9	23	1
McKnight	8	77	9.6	23	0
Carson	7	179	25.6	53	1
B. Jackson	6	31	5.2	10	1
Scott	5	72	14.4	26	1
Bledsoe	3	27	9.0	17	0
Murphy	2	36	18.0	22	0
Williams	1	3	3.0	3	0
CHIEFS TOTAL	224	2917	13.0	64T	12
Opp. Total	291	3821	13.1	86	16

RUSHING

	No.	Yds.	Avg.	LG	TD
Delaney	234	1121	4.8	82t	3
Hadnot	140	603	4.3	30	3
B. Jackson	111	398	3.6	31	10
McKnight	54	195	3.6	26	5
Fuller	19	118	6.2	27	0
Kenney	24	89	3.7	21	1
Marshall	3	69	23.0	34	0
Bledsoe	20	65	3.3	13	0
Williams	2	0	0.0	3	0
Carson	1	-1	-1.0	-1	0
Dixon	1	-5	-5.0	-5	0
Grupp	1	-19	-19.0	-19	0
CHIEFS TOTAL	610	2633	4.3	82T	22
Opp. Total	507	1747	3.5	30	17

TEAM LEADERS

Scoring: Nick Lowery	115 pts: 37 PATs, 26 FGs
INTs: Eric Harris	7-109 yds., 1 TD
Tackles: Gary Spani	153 (104 solo)
Sacks: Ken Kremer	8.0 (-57.5 yds.)
Punting: Bob Grupp	41-1556 yds., 38.0 avg., 5 in 20, 57 LG
Punt Returns: J.T. Smith	50-528 yds., 10.6 avg., 0 TDs
Kickoff Returns: James Murphy	20-457 yds., 22.9 avg., 0 TDs



Western Division

	W	L	TPct.
San Diego	10	60.625	
Denver	10	60.625	
Kansas City	9	70.563	
Oakland	7	90.438	
Seattle	6	100.375	

Central Division

	W	L	TPct.
Cincinnati	12	40.750	
Pittsburgh	8	80.500	
Houston	7	90.438	
Cleveland	5	110.313	

Eastern Division

	W	L	T	Pct.
Miami	11	4	1	.719
N.Y. Jets †	10	5	1	.656
Buffalo †	10	6	0	.625
Baltimore	2	14	0	.125
New England	2	14	0	.125

AFC Championship: Cincinnati 27, San Diego 7

NFC Championship: San Francisco 28, Dallas 27

Super Bowl XVI: San Francisco 26, Cincinnati 21



Western Division

	W	L	TPct.
San Francisco	13	30.813	
Atlanta	7	90.438	
Los Angeles	6	100.375	
New Orleans	4	120.250	

Central Division

	W	L	TPct.
Tampa Bay	9	70.563	
Detroit	8	80.500	
Green Bay	8	80.500	
Minnesota	7	90.438	
Chicago	6	100.375	

Eastern Division

	W	L	TPct.
Dallas	12	40.750	
Philadelphia †	10	60.625	
N.Y. Giants †	9	70.563	
Washington	8	80.500	
St. Louis	7	90.438	

TEAM STATISTICS

	CHIEFS	OPP.
TOTAL FIRST DOWNS	315	316
Rushing/Passing/Penalty	160/132/23	112/177/27
3rd Down: Made/Att.	91/217	93/238
3rd Down Pct.	41.9	39.1

1980

KANSAS CITY CHIEFS



8-8 • 3RD AFC WEST • MARV LEVY

Preseason (3-1)

8/9	W	42-0	CLEVELAND	38,055
8/18	W	24-10	MINNESOTA	39,879
8/23	W	20-10	at St. Louis	41,687
8/30	L	21-31	San Francisco (Tucson, AZ)	27,000

Regular Season (8-8)

9/7	L	14-27	OAKLAND	54,269
9/14	L	16-17	SEATTLE	42,403
9/21	L	13-20	at Cleveland	63,614
9/28	L	7-24	SAN DIEGO	45,161
10/5	W	31-17	at Oakland	40,153
10/12	W	21-20	HOUSTON	75,048
10/19	W	23-17	at Denver	74,459
10/26	W	20-17	DETROIT	59,391
11/2	L	24-31	BALTIMORE	52,383
11/9	W	31-30	at Seattle	58,976
11/16	L	7-20	at San Diego	50,248
11/23	W	21-13	at St. Louis	42,871
11/30	L	6-20	CINCINNATI	41,594
12/7	W	31-14	DENVER	40,237
12/14	L	16-21	at Pittsburgh	50,013
12/21	W	38-28	at Baltimore	19,641

REGULAR STARTERS

OFFENSE

WR	Henry Marshall
LT	Matt Herkenhoff
LG	Bob Simmons
C	Jack Rudnay
RG	Tom Condon
RT	Charlie Getty
	Jim Rourke
TE	Mike Williams
WR J.T. Smith	
QB	Steve Fuller
RB	Tony Reed
	James Hadnot
RB	Ted McKnight
K	Nick Lowery

DEFENSE

Art Still	
NT	Don Parrish
RE	Dave Lindstrom
LOLB	Thomas Howard
LILB	Frank Manumaleuga
RILB	Gary Spani
ROLB	Whitney Paul
LCB	Gary Green
RCB	Eric Harris
SS	Herb Christopher
FS Gary Barbaro	
P	Bob Grupp

PRO BOWLERS IN BOLD



Western Division

	W	L	TPct.
San Diego	11	50.688	
Oakland †	11	50.688	
Kansas City	8	80.500	
Denver	8	80.500	
Seattle	4	120.250	

Central Division

	W	L	TPct.
Cleveland	11	50.688	
Houston †	11	50.688	
Pittsburgh	9	70.963	
Cincinnati	6	100.375	

Eastern Division

	W	L	TPct.
Buffalo	11	50.688	
New England	10	60.625	
Miami	8	80.500	
Baltimore	7	90.438	
N.Y. Jets	4	120.250	

AFC Championship: Oakland 34, San Diego 27

NFC Championship: Philadelphia 20, Dallas 7

Super Bowl XV: Oakland 27, Philadelphia 10



Western Division

	W	L	TPct.
Atlanta	12	40.750	
Los Angeles †	11	50.688	
San Francisco	6	100.375	
New Orleans	1	150.063	

Central Division

	W	L	TPct.
Minnesota	9	70.563	
Detroit	9	70.563	
Chicago	7	90.438	
Tampa Bay	5	101.344	
Green Bay	5	101.344	

Eastern Division

	W	L	TPct.
Philadelphia	12	40.750	
Dallas †	12	40.750	
Washington	6	100.375	
St. Louis	5	110.313	
N.Y. Giants	4	120.250	

TEAM STATISTICS

	CHIEFS	OPP.				
TOTAL FIRST DOWNS	270	328				
Rushing/Passing/Penalty	130/122/18	136/179/13				
3rd Down: Made/Att.	93/230	109/231				
3rd Down Pct.	40.4	47.2				
TOTAL NET YARDS	4321	5315				
Avg. Per Game	270.1	332.2				
Total Plays	1009	1096				
Avg. Per Play	4.2	4.9				
NET YARDS RUSHING	1873	2206				
Avg. Per Game	117.1	137.9				
Total Rushes	552	536				
Avg. Per Play	3.4	4.1				
NET YARDS PASSING	2448	3109				
Avg. Per Game	153.0	194.3				
Sacked/Yards Lost	57/241	37/284				
Gross Yards	2869	3394				
Attempts/Completions	401/237	523/278				
Pct. of Completions	59.1	53.2				
Had Intercepted	14	28				
PUNTS/AVERAGE	85/390	67/41.6				
Net Punting Avg.	33.7	31.4				
PUNT RETURNS/YARDS	40/581	44/288				
KICKOFF RETURNS/YARDS	62/1249	61/1253				
PENALTIES/YARDS	74/698	82/617				
FUMBLES/LOST	42/16	26/15				
TOUCHDOWNS	37	42				
Rushing/Passing	15/15	17/25				
Defensive/Kicking Game	5/2	0/0				
SAFETIES	0	0				
SCORE BY PERIODS	1	2	3	4	OT	Total
CHIEFS TOTAL	58	105	75	81	0	319
Opp. Total	62	109	80	85	0	336

INDIVIDUAL STATISTICS

PASSING

	Att.	Cmp.	Yds.	Pct.	TD	Int	LG	Rating
Fuller	320	193	2250	60.3	10	12	77	76.1
Kenney	69	37	542	53.6	5	2	75t	91.4
Clements	12	7	77	58.3	0	0	18	77.4
CHIEFS TOTAL	401	237	2869	59.1	15	14	77T	78.9
Opp. Total	523	278	3394	53.2	25	28	62	67.0

PASS RECEIVING

	No.	Yds.	Avg.	LG	TD
Marshall	47	799	17.0	75t	6
J.T. Smith	46	655	14.2	77	2
Reed	44	422	9.6	34	1
McKnight	38	320	8.4	26	0
Hadnot	15	97	6.5	18	0
Gant	9	68	7.6	33	0
Samuels	8	110	13.8	34	2
Dixon	7	115	16.4	32	1
Belton	5	94	18.8	55	0
Morgado	5	27	5.4	10	1
Rome	3	58	19.3	33	0
Garcia	3	27	9.0	10	1
Williams	2	9	4.5	6	1
CHIEFS TOTAL	237	2869	12.1	77	15
Opp. Total	278	3394	12.2	63	25

RUSHING

	No.	Yds.	Avg.	LG	TD
McKnight	206	693	3.4	25	3
Fuller	60	274	4.5	38	4
Belton	68	273	4.0	14	2
Hadnot	76	244	3.2	11	2
Reed	68	180	2.6	24	0
Morgado	47	120	2.6	11	4
Carson	2	41	20.5	37	0
Gant	9	32	3.6	11	0
Marshall	3	22	7.3	9	0
Kenney	8	8	1.0	4	0
Clements	2	0	0.0	0	0
Grupp	3	-14	-4.7	-4	0
CHIEFS TOTAL	552	1873	3.4	38	15
Opp. Total	536	2201	4.1	57	17

TEAM LEADERS

Scoring: Nick Lowery	97 pts: 37 PATs, 20 FGs
INTs: Gary Barbaro	10-163 yds., 0 TDs
Tackles: Gary Spani	149 (96 solo)
Sacks: Art Still	14.5 (-115.0 yds.)
Punting: Bob Grupp	84-3317 yds., 39.5 avg., 23 In 20, 57 LG
Punt Returns: J.T. Smith	40-581 yds., 14.5 avg., 2 TDs
Kickoff Returns: Carlos Carson	40-917 yds., 22.9 avg., 0 TDs

1979

KANSAS CITY CHIEFS



7-9 • 5TH AFC WEST • MARV LEVY

Preseason (3-1)

8/4	L	10-14	at Green Bay	53,994
8/9	W	24-21	PHILADELPHIA	33,578
8/18	W	20-3	ST. LOUIS	43,214
8/23	W	25-0	at Minnesota	39,578

Regular Season (7-9)

9/2	W	14-0	BALTIMORE	50,442
9/9	L	24-27	CLEVELAND	42,181
9/16	L	6-20	at Houston	45,684
9/23	W	35-7	OAKLAND	67,281
9/30	W	24-6	at Seattle	61,169
10/7	W	10-7	at Cincinnati	40,041
10/14	L	10-24	DENVER	74,292
10/21	L	17-21	N.Y. GIANTS	45,742
10/28	L	3-20	at Denver	74,908
11/4	L	14-20	SAN DIEGO	59,353
11/11	L	3-30	PITTSBURGH	70,132
11/18	W	24-21	at Oakland	53,596
11/25	L	7-28	at San Diego	50,078
12/2	W	37-21	SEATTLE	42,160
12/9	W	10-7	at Baltimore	25,684
12/16	L	0-3	at Tampa Bay	63,624

REGULAR STARTERS

OFFENSE

WR	Henry Marshall
LT	Charlie Getty
LG	Bob Simmons
C	Jack Rudnay
RG	Tom Condon
RT	Jim Nicholson
TE	Walter White
WR	J.T. Smith
QB	Steve Fuller
TE	Tony Samuels
RB	Tony Reed
RB	Ted McKnight
K	Jan Stenerud

DEFENSE

LE	Art Still
NT	Don Parrish
RE	Sylvester Hicks
LOLB	Whitney Paul
LILB	Frank Manumaleuga
RILB	Gary Spani
ROLB	Thomas Howard
LCB	Gary Green
RCB	Tim Collier
	M.L. Carter
SS	Jerry Reese
	Herb Christopher
FS	Gary Barbaro

P **Bob Grupp**

PRO BOWLERS IN BOLD



Western Division

W	L	TPct.
San Diego	12	40.750
Denver †	10	60.625
Seattle	9	70.563
Oakland	9	70.563
Kansas City	7	90.438

Central Division

W	L	TPct.
Pittsburgh	12	40.750
Houston †	11	50.688
Cleveland	9	70.563
Cincinnati	4	120.250

Eastern Division

W	L	TPct.
Miami	10	60.625
New England	9	70.563
N.Y. Jets	8	80.500
Buffalo	7	90.438
Baltimore	5	110.313

AFC Championship: Pittsburgh 27, Houston 13

NFC Championship: L. A. Rams 9, Tampa Bay 0

Super Bowl XIV: Pittsburgh 31, Los Angeles 19



Western Division

W	L	TPct.
Los Angeles	9	70.563
New Orleans	8	80.500
Atlanta	6	100.375
San Francisco	2	140.125

Central Division

W	L	TPct.
Tampa Bay	10	60.625
Chicago †	10	60.625
Minnesota	7	90.438
Green Bay	5	110.313
Detroit	2	140.125

Eastern Division

W	L	TPct.
Dallas	11	50.688
Philadelphia †	11	50.688
Washington	10	60.625
N.Y. Giants	6	100.375
St. Louis	5	110.313

TEAM STATISTICS

	CHIEFS	OPP.
TOTAL FIRST DOWNS	241	297
Rushing/Passing/Penalty	122/91/28	102/169/26
3rd Down: Made/Att.	76/235	108/259
3rd Down Pct.	32.3	41.7
TOTAL NET YARDS	3976	4971
Avg. Per Game	248.5	310.7
Total Plays	972	1088
Avg. Per Play	4.1	4.6
NET YARDS RUSHING	2316	1847
Avg. Per Game	144.8	115.4
Total Rushes	569	522
Avg. Per Play	4.1	3.5
NET YARDS PASSING	1660	3124
Avg. Per Game	103.8	195.3
Sacked/Yards Lost	42/293	38/280
Gross Yards	1953	3404
Attempts/Completions	361/190	528/296
Pct. of Completions	52.6	56.1
Had Intercepted	18	23
PUNTS/AVERAGE	90/43.1	88/38.8
Net Punting Avg.	37.2	30.5
PUNT RETURNS/YARDS	58/612	49/315
KICKOFF RETURNS/YARDS	51/1006	51/1017
PENALTIES/YARDS	108/971	127/1012
FUMBLES/LOST	31/18	34/14
TOUCHDOWNS	29	32
Rushing/Passing	18/7	8/22
Returns: Off./Def./Kicking Game*	1/1/2	0/2/0
SAFETIES	0	0
SCORE BY PERIODS	1 2 3 4 OT	Total
CHIEFS TOTAL	52 53 40 93 0	238
Opp. Total	64 55 64 79 0	262

INDIVIDUAL STATISTICS

PASSING

	Att.	Cmp.	Yds.	Pct.	TD	Int	LG	Rating
Fuller	270	146	1484	54.1	6	14	40	55.8
Livingston	90	44	469	48.9	1	4	38	49.9
Grupp	1	0	0	0.0	0	0	0	39.6
CHIEFS TOTAL	361	190	1953	52.6	7	18	40	54.0
Opp. Total	528	296	3404	56.1	22	23	56	71.4

PASS RECEIVING

	No.	Yds.	Avg.	LG	TD
McKnight	38	226	6.0	24	0
Reed	34	352	10.4	40	0
J.T. Smith	33	444	13.5	34	3
Marshall	21	332	15.8	38t	1
Williams	16	129	8.1	25	2
Gant	15	101	6.7	26	0
Samuels	14	147	10.5	30	0
Morgado	5	55	11.0	22	0
Gauntly	5	87	17.4	23	1
Belton	4	44	11.0	23	0
White	3	15	5.0	12	0
Beckman	2	21	10.5	12	0
CHIEFS TOTAL	190	1953	10.3	40	7
Opp. Total	296	3404	11.5	56	22

RUSHING

	No.	Yds.	Avg.	LG	TD
McKnight	153	755	4.9	84t	8
Reed	113	446	4.0	23	1
Fuller	50	264	5.3	49	1
Williams	69	261	3.8	22	1
Morgado	75	231	3.1	19	4
Gant	56	196	3.5	16	1
Belton	44	134	3.0	19	1
Marshall	2	34	17.0	23	1
Livingston	3	2	0.7	5	0
Haslip	2	1	0.5	1	0
Manumaleuga	1	-3	-3.0	-3	0
Rome	1	-5	-5.0	5	0
CHIEFS TOTAL	569	2316	4.1	84T	18
Opp. Total	522	1847	3.5	41	8

TEAM LEADERS

Scoring: Jan Stenerud	64 pts: 23 PATs, 12 FGs
INTs: Gary Barbaro	7-142 yds., 1 TD
Tackles: Gary Spani	157 (115 solo)
Sacks: Art Still	8.5 (-63.5 yds.)
Punting: Bob Grupp	89-3883 yds., 43.6 avg., 23 In 20, 74 LG
Punt Returns: J.T. Smith	58-612 yds., 10.6 avg., 2 TDs
Kickoff Returns: Horace Belton	22-463 yds., 21.0 avg., 0 TDs

1978

KANSAS CITY CHIEFS



4-12 • 5TH AFC WEST • MARV LEVY

Preseason (2-2)

8/5	W	17-14	at Green Bay	54,453
8/12	W	17-13	MINNESOTA	41,092
8/20	L	7-24	at New England	39,043
8/26	L	7-12	ST. LOUIS	40,884

Regular Season (4-12)

9/3	W	24-23	at Cincinnati	41,810
9/10	L	17-20	HOUSTON	40,213
9/17	L	10-26	at N.Y. Giants	70,546
9/24	L	17-23 OT	DENVER	60,593
10/1	L	13-28	at Buffalo	47,310
10/8	L	13-30	TAMPA BAY	38,201
10/15	L	6-28	at Oakland	50,759
10/22	W	17-3	CLEVELAND	41,157
10/29	L	24-27	at Pittsburgh	48,185
11/5	L	10-20	OAKLAND	75,418
11/12	L	23-29 OT	at San Diego	41,393
11/19	L	10-13	SEATTLE	35,252
11/26	W	23-0	SAN DIEGO	26,248
12/3	W	14-10	BUFFALO	25,781
12/10	L	3-24	at Denver	74,149
12/17	L	19-23	at Seattle	58,490

REGULAR STARTERS

OFFENSE

WR	Henry Marshall
LT	Matt Herkenhoff
LG	Bob Simmons
C	Jack Rudnay
RG	Tom Condon
RT	Charlie Getty
TE	Walter White
QB	Mike Livingston
LHB	Tony Reed
FB	Mark Bailey
	Arnold Morgado
RHB	Ted McKnight
K	Jan Stenerud

DEFENSE

LE	Art Still
NT	Don Parrish
RE	Sylvester Hicks
LOLB	Whitney Paul
LILB	Dave Rozumek
RILB	Gary Spani
ROLB	Thomas Howard
LCB	Gary Green
RCB	Emmitt Thomas
	Tim Collier
SS	Tim Gray
FS	Gary Barbaro
P	Zenon Andrusyshyn

PRO BOWLERS IN BOLD



Western Division

	W	L	TPct.
Denver	10	60.625	
Oakland	9	70.563	
Seattle	9	70.563	
San Diego	9	70.563	
Kansas City	4	120.250	

Central Division

	W	L	TPct.
Pittsburgh	14	20.875	
Houston †	10	60.625	
Cleveland	8	80.500	
Cincinnati	4	120.250	

Eastern Division

	W	L	TPct.
New England	11	50.688	
Miami †	11	50.688	
N.Y. Jets	8	80.500	
Buffalo	5	110.313	
Baltimore	5	110.313	

AFC Championship: Pittsburgh 34, Houston 5

NFC Championship: Dallas 28, L.A. Rams 0

Super Bowl XIII: Pittsburgh 35, Dallas 31



Western Division

	W	L	TPct.
Los Angeles	12	40.750	
Atlanta †	9	70.563	
New Orleans	7	90.563	
San Francisco	2	140.125	

Central Division

	W	L	TPct.
Minnesota	8	71.531	
Green Bay	8	71.531	
Detroit	7	90.438	
Chicago	7	90.438	
Tampa Bay	5	110.313	

Eastern Division

	W	L	TPct.
Dallas	12	40.750	
Philadelphia †	9	70.563	
Washington	8	80.500	
St. Louis	6	100.375	
N.Y. Giants	6	100.375	

TEAM STATISTICS

	CHIEFS	OPP.
TOTAL FIRST DOWNS	287	284
Rushing/Passing/Penalty	160/98/29	138/122/24
3rd Down: Made/Att.	102/247	98/225
3rd Down Pct.	41.3	43.6
TOTAL NET YARDS	4820	4971
Avg. Per Game	301.3	310.7
Total Plays	1054	995
Avg. Per Play	4.6	5.0
NET YARDS RUSHING	2986	2389
Avg. Per Game	213.3	149.3
Total Rushes	663	601
Avg. Per Play	4.5	4.0
NET YARDS PASSING	1834	2582
Avg. Per Game	114.6	161.4
Sacked/Yards Lost	21/198	29/238
Gross Yards	2032	2820
Attempts/Completions	370/204	365/219
Pct. of Completions	55.1	60.0
Had Intercepted	16	21
PUNTS/AVERAGE	80/40.6	76/39.9
Net Punting Avg.	32.1	30.9
PUNT RETURNS/YARDS	45/488	50/538
KICKOFF RETURNS/YARDS	61/1456	54/1087
PENALTIES/YARDS	110/1048	100/938
FUMBLES/LOST	32/18	30/14
TOUCHDOWNS	26	42
Rushing/Passing	19/7	21/17
Defensive/Kicking Game	0/0	2/2
SAFETIES	1	0
SCORE BY PERIODS	1 2 3 4 OT	Total
CHIEFS TOTAL	42 70 62 69 0	243
Opp. Total	64 113 47 91 12	327

INDIVIDUAL STATISTICS

PASSING

	Att.	Cmp.	Yds.	Pct.	TD	Int	LG	Rating
Livingston	290	159	1573	54.8	5	13	44	57.3
Adams	79	44	415	55.7	2	3	26	62.9
White	1	1	44	100.0	0	0	44	118.8
CHIEFS TOTAL	370	204	2032	55.1	7	16	44	59.3
Opp. Total	365	219	2820	60.0	17	21	57t	75.8

PASS RECEIVING

	No.	Yds.	Avg.	LG	TD
Reed	48	483	10.1	44	1
White	42	340	8.1	24	1
Lane	36	279	7.8	44	0
H. Marshall	26	433	16.7	40	2
McKnight	14	83	5.9	19	1
Belton	11	88	8.0	22	0
Dorsey	9	169	18.8	33	2
Morgado	7	47	6.7	15	0
Samuels	6	97	16.2	38	0
Bailey	5	13	2.6	15	0
CHIEFS TOTAL	204	2032	9.7	44	7
Opp. Total	219	2820	12.9	57t	17

RUSHING

	No.	Yds.	Avg.	LG	TD
Reed	206	1053	5.1	62t	6
McKnight	104	627	6.0	41t	5
Morgado	160	593	3.7	18	7
Bailey	83	298	3.6	17	0
Lane	52	277	5.3	30	0
Belton	24	79	3.3	8	0
Livingston	23	49	2.1	18	1
Adams	9	15	1.7	6	0
Andrusyshyn	1	0	0.0	0	0
Marshall	1	-5	-5.0	-5	0
CHIEFS TOTAL	663	2986	4.5	62T	19
Opp. Total	601	2389	4.0	55	21

TEAM LEADERS

Scoring: Jan Stenerud	85 pts: 25 PATs, 20 FGs
INTs: Tim Gray	6-118 yds., 0 TDs
Tackles: Gary Spani	144 (102 solo)
Sacks: Art Still	6.5 (-59.0 yds.)
Punting: Zenon Andrusyshyn	79-3247 yds., 41.1 avg., 18 In 20, 61 LG
Punt Returns: Eddie Payton	32-364 yds., 11.4 avg., 2 TDs
Kickoff Returns: Eddie Payton	30-775 yds., 25.8 avg., 0 TDs

1977

KANSAS CITY CHIEFS



2-12 • 5TH AFC WEST • PAUL WIGGIN (1-6), TOM BETTIS (1-6)*

Preseason (3-3)

8/6	L	0-17	at Detroit	52,309
8/13	W	23-21	PITTSBURGH	28,584
8/18	L	7-13	at Washington	33,263
8/27	W	27-19	L.A. RAMS	34,975
9/5	L	16-24	ATLANTA	22,748
9/10	W	37-20	ST. LOUIS	35,954

Regular Season (2-12)

9/18	L	17-21	at New England	58,185
9/25	L	7-23	SAN DIEGO	56,146
10/3	L	28-37	Oakland (Mon) (N)	60,684
10/9	L	7-23	at Denver	74,878
10/16	L	6-17	BALTIMORE	63,076
10/23	W	21-16	at San Diego	33,010
10/30	L	7-44	at Cleveland	60,631
11/6	W	20-10	GREEN BAY	62,687
11/13	L	27-28	at Chicago	49,543
11/20	L	7-14	DENVER	54,050
11/27	L	20-34	at Houston	42,934
12/4	L	7-27	CINCINNATI	38,488
12/11	L	31-34	SEATTLE	22,262
12/18	L	20-21	at Oakland	50,304

*Bettis replaced Wiggin after seven games

REGULAR STARTERS

OFFENSE

WR	Henry Marshall
LT	Matt Herkenhoff
LG	Bob Simmons
C	Jack Rudnay
RG	Tom Condon
RT	Jim Nicholson
TE	Walter White
WR	Larry Williams
	Larry Brunson
QB	Mike Livingston
RB	Tony Reed
	Ed Podolak
RB	Mark Bailey
	John Brockington
K	Jan Stenerud

DEFENSE

LE	Whitney Paul
LT	Willie Lee
RT	Keith Simons
RE	Wilbur Young
LLB	Billy Andrews
MLB	Willie Lanier
RLB	Jim Lynch
LCB	Gary Green
RCB	Emmitt Thomas
	Tim Collier
SS	Tim Gray
FS	Gary Barbaro
P	Jerrel Wilson

PRO BOWLERS IN BOLD



Western Division

W	L	TPct.
Denver	12	20.857
Oakland †	11	30.786
San Diego	7	70.500
Seattle	5	90.357
Kansas City	21	20.143

Central Division

W	L	TPct.
Pittsburgh	9	50.643
Houston	8	60.571
Cincinnati	8	60.571
Cleveland	6	80.429

Eastern Division

W	L	TPct.
Baltimore	10	40.714
Miami	10	40.714
New England	9	50.643
N.Y. Jets	31	10.214
Buffalo	31	10.214

AFC Championship: Denver 20, Oakland 17

NFC Championship: Dallas 23, Minnesota 6

Super Bowl XII: Dallas 27, Denver 10



Western Division

W	L	TPct.
Los Angeles	10	40.714
Atlanta	7	70.500
San Francisco	5	90.357
New Orleans	31	10.314

Central Division

W	L	TPct.
Minnesota	9	50.643
Chicago †	9	50.643
Detroit	6	80.429
Green Bay	41	00.286
Tampa Bay	21	20.143

Eastern Division

W	L	TPct.
Dallas	12	20.857
Washington	9	50.643
St. Louis	7	70.500
Philadelphia	5	90.357
N.Y. Giants	5	90.357

TEAM STATISTICS

	CHIEFS	OPP.
TOTAL FIRST DOWNS	228	304
Rushing/Passing/Penalty	95/110/23	169/113/22
3rd Down: Made/Att.	64/196	83/202
3rd Down Pct.	32.7	41.1
TOTAL NET YARDS	3936	4993
Avg. Per Game	281.1	356.7
Total Plays	878	992
Avg. Per Play	4.5	5.0
NET YARDS RUSHING	1843	2971
Avg. Per Game	131.6	211.8
Total Rushes	456	634
Avg. Per Play	4.0	4.7
NET YARDS PASSING	2093	2022
Avg. Per Game	149.5	144.4
Sacked/Yards Lost	48/421	25/222
Gross Yards	2514	2244
Attempts/Completions	374/190	333/175
Pct. of Completions	50.8	52.6
Had Intercepted	26	21
PUNTS/AVERAGE	89/39.4	63/41.0
Net Punting Avg.	30.8	35.7
PUNT RETURNS/YARDS	36/236	50/702
KICKOFF RETURNS/YARDS	63/1294	44/958
PENALTIES/YARDS	82/706	105/930
FUMBLES/LOST	32/21	39/23
TOUCHDOWNS	29	42
Rushing/Passing	13/11	23/15
Defensive/Kicking Game	5/0	3/1
SAFETIES	0	0
SCORE BY PERIODS	1 2 3 4 OT	Total
CHIEFS TOTAL	73 50 23 79 0	225
Opp. Total	92 99 79 79 0	349

INDIVIDUAL STATISTICS

PASSING

	Att.	Cmp.	Yds.	Pct.	TD	Int	LG	Rating
Livingston	282	143	1823	50.7	9	15	49	59.8
Adams	92	47	691	51.1	2	11	63	43.7
CHIEFS TOTAL	374	190	2514	50.8	11	26	63	52.9
Opp. Total	333	175	2244	52.6	15	21	48	62.8

PASS RECEIVING

	No.	Yds.	Avg.	LG	TD
White	48	674	14.0	48t	5
Podolak	32	313	9.8	23	0
Marshall	20	445	19.3	49	4
Brunson	20	295	14.8	63	0
Brockington	19	222	11.7	48	1
Bailey	17	206	12.1	47t	1
Reed	12	125	10.4	20	0
Williams	7	94	13.4	27	0
Samuels	5	65	13.0	32	0
Lane	3	40	13.3	21	0
Morgado	2	21	10.5	12	0
McKnight	1	11	11.0	11	0
Beckman	1	3	3.0	3	0
CHIEFS TOTAL	190	2514	13.2	63	11
Opp. Total	175	2244	12.8	48	15

RUSHING

	No.	Yds.	Avg.	LG	TD
Podolak	133	550	4.1	41	5
Reed	126	505	4.0	59	5
Bailey	66	266	4.0	37t	2
Brockington	54	161	3.0	12	2
Lane	25	79	3.2	9	1
Livingston	19	78	4.1	13	1
McKnight	11	74	6.7	19	1
Burks	1	51	51.0	51	0
Williams	2	30	15.0	17	0
Adams	5	21	4.2	8	1
Morgado	3	12	4.0	9	0
Marshall	7	11	1.6	5	0
Brunson	2	8	4.0	11	0
White	2	-3	-0.7	3	0
CHIEFS TOTAL	456	1843	4.0	59	13
Opp. Total	634	2971	4.7	78t	23

TEAM LEADERS

Scoring: Jan Stenerud	51 pts: 27 PATs, 8 FGs
INTs: Gary Barbaro	8-165 yds., 1 TD
Tackles: Willie Lanier	132 (88 solo)
Sacks: Wilbur Young	5.5 (-51.5 yds.)
Punting: Jerrel Wilson	88-3510 yds., 39.9 avg., 11 In 20, 59 LG
Punt Returns: Gary Green	14-115 yds., 8.2 avg., 0 TDs
Kickoff Returns: Ted McKnight	12-305 yds., 25.4 avg., 0 TDs

1976

KANSAS CITY CHIEFS



5-9 • 4TH AFC WEST • PAUL WIGGIN

Preseason (2-4)

8/2	W	9-3	OT	HOUSTON	30,006
8/7	L	10-13		MINNESOTA	32,851
8/15	L	13-21		at San Francisco	36,101
8/21	W	23-20		WASHINGTON	30,014
8/28	L	21-23		DETROIT	27,410
9/3	L	14-31		at St. Louis	42,997

Regular Season (5-9)

9/12	L	16-30		SAN DIEGO	53,133
9/20	L	21-24		OAKLAND (Mon) (N)	60,884
9/26	L	17-27		NEW ORLEANS	53,918
10/3	L	17-50		at Buffalo	51,909
10/10	W	33-30		at Washington	53,060
10/17	W	20-17	OT	at Miami	43,325
10/24	L	26-35		DENVER	57,961
10/31	W	28-19		at Tampa Bay	41,779
11/7	L	0-45		PITTSBURGH	71,516
11/14	L	10-21		at Oakland	48,859
11/21	L	24-27		CINCINNATI	56,015
11/28	W	23-20		at San Diego	29,272
12/5	L	16-17		at Denver	58,170
12/12	W	39-14		CLEVELAND	34,340

REGULAR STARTERS

OFFENSE

WR	Henry Marshall
LT	Matt Herkenhoff
LG	Charlie Getty
C	Jack Rudnay
RG	Tom Condon
RT	Jim Nicholson
TE	Billy Masters
WR	Larry Brunson
QB	Mike Livingston
RB	Woody Green
	Ed Podolak
	Tommy Reamon
RB	MacArthur Lane
K	Jan Stenerud

DEFENSE

LE	Whitney Paul
LT	James Wolf
RT	Keith Simons
RE	Wilbur Young
LLB	Billy Andrews
MLB	Willie Lanier
RLB	Jim Lynch
LCB	Kerry Reardon
RCB	Emmitt Thomas
LS	Tim Gray
RS	Gary Barbaro
P	Jerrel Wilson

PRO BOWLERS IN BOLD



Western Division

	W	L	TPct.
Oakland	13	10	929
Denver	9	50	643
San Diego	6	80	429
Kansas City	5	90	357
Tampa Bay	0	140	000

Central Division

	W	L	TPct.
Pittsburgh	10	40	714
Cincinnati	10	40	714
Cleveland	9	50	643
Houston	5	90	357

Eastern Division

	W	L	TPct.
Baltimore	11	30	786
New England	11	30	786
Miami	6	80	429
N.Y. Jets	3	110	214
Buffalo	2	120	143

AFC Championship: Oakland 24, Pittsburgh 7

NFC Championship: Minnesota 24, L.A. Rams 13

Super Bowl XI: Oakland 32, Minnesota 14



Western Division

	W	L	TPct.
Los Angeles	10	31	750
San Francisco	8	60	571
Atlanta	4	100	286
New Orleans	4	100	286
Seattle	2	120	143

Central Division

	W	L	TPct.
Minnesota	11	21	821
Chicago	7	70	500
Detroit	6	80	429
Green Bay	5	90	357

Eastern Division

	W	L	TPct.
Dallas	11	30	786
Washington	10	40	714
St. Louis	10	40	714
Philadelphia	4	100	286
N.Y. Giants	3	110	214

TEAM STATISTICS

	CHIEFS	OPP.				
TOTAL FIRST DOWNS	275	309				
Rushing/Passing/Penalty	104/151/20	161/133/15				
3rd Down: Made/Att.	79/210	78/184				
3rd Down Pct.	37.6	42.4				
TOTAL NET YARDS	4804	5359				
Avg. Per Game	343.1	382.8				
Total Plays	959	899				
Avg. Per Play	5.0	6.0				
NET YARDS RUSHING	1873	2861				
Avg. Per Game	133.8	204.4				
Total Rushes	498	555				
Avg. Per Play	3.8	5.2				
NET YARDS PASSING	2929	2496				
Avg. Per Game	209.2	178.3				
Sacked/Yards Lost	42/374	22/188				
Gross Yards	3303	2684				
Attempts/Completions	419/229	375/215				
Pct. of Completions	54.6	57.3				
Had Intercepted	17	23				
PUNTS/AVERAGE	67/41.7	63/39.7				
Net Punting Avg.	33.7	30.3				
PUNT RETURNS/YARDS	34/429	39/375				
KICKOFF RETURNS/YARDS	64/1538	55/1263				
PENALTIES/YARDS	97/789	88/762				
FUMBLES/LOST	31/16	35/20				
TOUCHDOWNS	33	51				
Rushing/Passing	18/15	24/25				
Defensive/Kicking Game	0/0	1/1				
SAFETIES	1	0				
SCORE BY PERIODS						
	1	2	3	4	OT	Total
CHIEFS TOTAL	49	95	71	72	3	290
Opp. Total	95	71	83	127	0	376

INDIVIDUAL STATISTICS

PASSING

	Att.	Cmp.	Yds.	Pct.	TD	Int	LG	Rating
Livingston	338	189	2682	55.9	12	13	57	77.9
Adams	71	36	575	50.7	3	4	49	68.8
Nott	10	4	46	40.0	0	0	23	54.6
Lane	0	0	0	0.0	0	0	0	0.0
CHIEFS TOTAL	419	229	3303	54.6	15	17	57	75.4
Opp. Total	375	215	2684	57.3	25	23	—	76.6

PASS RECEIVING

	No.	Yds.	Avg.	LG	TD
Lane	66	686	10.4	44	1
White	47	808	17.2	41	7
Brunson	33	656	19.9	57	1
Marshall	28	443	15.8	31t	2
Masters	18	269	14.9	30	3
Podolak	13	156	12.0	23	0
Reamon	10	136	13.6	49t	1
Green	9	100	11.1	31	0
McNeil	2	33	16.5	18	0
Harrison	1	12	12.0	12	0
Williams	1	9	9.0	9	0
Getty	1	-5	-5.0	0	0
CHIEFS TOTAL	229	3303	14.4	57	15
Opp. Total	215	2684	12.5	57	25

RUSHING

Lane	162	542	3.3	20	5
Podolak	88	371	4.2	22t	5
Green	73	322	4.4	27	1
Reamon	103	314	3.1	14	4
Marshall	5	101	20.2	59t	1
Livingston	31	89	2.9	19	2
Adams	5	46	9.2	21	0
Harrison	16	41	2.6	7	0
McNeil	8	26	3.3	7	0
White	2	15	7.5	8	0
Kinney	1	7	7.0	7	0
Brunson	3	-1	-0.3	5	0
Stenerud	1	0	0.0	0	0
CHIEFS TOTAL	498	1873	3.8	59T	18
Opp. Total	555	2861	5.2	77t	24

TEAM LEADERS

Scoring: Jan Stenerud	90 pts: 21 PATs, 27 FGs
INTs: Kerry Reardon	5-26 yds., 0 TDs
Sacks: Lawrence Estes	5.0 (-52.0 yds.)
Punting: Jerrel Wilson	65-2729 yds., 42.0 avg., 14 in 20, 62 LG
Punt Returns: Larry Brunson	31-387 yds., 12.5 avg., 0 TDs
Kickoff Returns: Lawrence Williams	25-688 yds., 27.6 avg., 0 TDs

1975

KANSAS CITY CHIEFS



5-9 • 3RD AFC WEST • PAUL WIGGIN

Preseason (3-3)

8/9	L	3-10	ST. LOUIS	40,081
8/18	W	26-20	DALLAS	35,630
8/23	L	24-27	at Detroit	62,094
8/30	L	6-14	L.A. RAMS	36,814
9/6	W	13-3	GREEN BAY	35,543
9/12	W	9-7	at Buffalo	48,691

Regular Season (5-9)

9/21	L	33-37	at Denver	51,858
9/28	L	24-30	N.Y. JETS	74,169
10/5	L	3-20	SAN FRANCISCO	58,386
10/12	W	42-10	OAKLAND	60,425
10/19	W	12-10	at San Diego	26,657
10/26	W	26-13	DENVER	70,043
11/2	L	13-17	HOUSTON	62,989
11/10	W	34-31	at Dallas (Mon) (N)	63,539
11/16	L	3-28	at Pittsburgh	48,803
11/23	W	24-21 OT	DETROIT	55,161
11/30	L	14-28	at Baltimore	42,122
12/7	L	20-28	SAN DIEGO	46,888
12/14	L	14-20	at Cleveland	44,368
12/21	L	20-28	at Oakland	48,604

REGULAR STARTERS

OFFENSE

WR	Barry Pearson
LT	Charlie Getty
LG	Rocky Rasley
C	Jack Rudnay
RG	Tom Condon
RT	Jim Nicholson
TE	Billy Masters
WR	Larry Brunson
QB	Mike Livingston
	Len Dawson
RB	Woody Green
RB	MacArthur Lane
	Jeff Kinney
K	Jan Stenerud

DEFENSE

LE	John Matuszak
LT	Marvin Upshaw
RT	Buck Buchanan
RE	Wilbur Young
LLB	Bill Peterson
MLB	Willie Lanier
RLB	Jim Lynch
LCB	Kerry Reardon
RCB	Emmitt Thomas
LS	Jim Kearney
RS	Mike Sensibaugh
P	Jerrel Wilson

PRO BOWLERS IN BOLD



Western Division

	W	L	TPct.
Oakland	11	30	.786
Denver	6	80	.429
Kansas City	5	90	.357
San Diego	2	120	.143

Central Division

	W	L	TPct.
Pittsburgh	12	20	.857
Cincinnati †	11	30	.786
Houston	10	40	.714
Cleveland	3	110	.214

Eastern Division

	W	L	TPct.
Baltimore	10	40	.714
Miami	10	40	.714
Buffalo	8	60	.571
New England	3	110	.241
N.Y. Jets	3	110	.214

AFC Championship: Pittsburgh 16, Oakland 10

NFC Championship: Dallas 37, L.A. Rams 7

Super Bowl X: Pittsburgh 21, Dallas 17



Western Division

	W	L	TPct.
Los Angeles	12	20	.857
San Francisco	5	90	.357
Atlanta	4	100	.286
New Orleans	2	120	.143

Central Division

	W	L	TPct.
Minnesota	12	20	.857
Detroit	7	70	.500
Chicago	4	100	.286
Green Bay	4	100	.286

Eastern Division

	W	L	TPct.
St. Louis	11	30	.786
Dallas †	10	40	.714
Washington	8	60	.571
N.Y. Giants	5	90	.357
Philadelphia	4	100	.286

TEAM STATISTICS

	CHIEFS	OPP.
TOTAL FIRST DOWNS	261	289
Rushing/Passing/Penalty	110/128/23	149/121/19
3rd Down: Made/Att.	83/215	83/190
3rd Down Pct.	38.6	43.7
TOTAL NET YARDS	4207	5224
Avg. Per Game	300.5	373.1
Total Plays	933	915
Avg. Per Play	4.5	5.7
NET YARDS RUSHING	1847	2712
Avg. Per Game	131.9	193.7
Total Rushes	488	562
Avg. Per Play	3.8	4.8
NET YARDS PASSING	2360	2512
Avg. Per Game	168.6	179.4
Sacked/Yards Lost	53/425	28/179
Gross Yards	2785	2520
Attempts/Completions	395/217	325/186
Pct. of Completions	54.9	57.2
Had Intercepted	16	20
PUNTS/AVERAGE	72/39.3	61/40.6
PUNT RETURNS/YARDS	37/303	36/503
KICKOFF RETURNS/YARDS	61/1342	59/1334
PENALTIES/YARDS	82/668	98/929
FUMBLES/LOST	38/18	40/22
TOUCHDOWNS	31	44
Rushing/Passing	14/15	24/18
Returns: Off./Def./Kicking Game*	1/1/0	1/1/0
SAFETIES	0	2
SCORE BY PERIODS	1 2 3 4 OT	Total
CHIEFS TOTAL	64 86 47 82 3	282
Opp. Total	48 93 98 102 0	341

INDIVIDUAL STATISTICS

PASSING

	Att.	Cmp.	Yds.	Pct.	TD	Int	LG	Rating
Dawson	140	93	1095	66.4	5	4	51	89.9
Livingston	176	88	1245	50.0	8	6	69	74.1
Adams	77	36	445	46.8	2	4	32	52.2
White	1	0	0	0.0	0	0	0	39.6
Podolak	1	0	0	0.0	0	1	0	0.0
CHIEFS TOTAL	395	217	2785	54.9	15	16	69	72.8
Opp. Total	325	186	2520	57.2	18	20	90	74.6

PASS RECEIVING

	No.	Yds.	Avg.	LG	TD
Podolak	37	332	9.0	21	2
Pearson	36	608	16.9	45	3
Lane	25	202	8.1	32	0
Masters	24	314	13.1	32	3
White	23	559	24.3	69t	3
Brunson	23	398	17.3	36	2
Green	23	215	9.3	28	1
Kinney	21	148	7.0	15	0
Dressler	2	7	3.5	4	1
Craig	1	10	10.0	10	0
LaGrand	1	-1	-1.0	0	0
Adams	1	-7	-7.0	0	0
CHIEFS TOTAL	217	2785	12.8	69T	15
Opp. Total	186	2520	13.5	90t	18

RUSHING

Green	167	611	3.7	42	5
Podolak	102	351	3.4	25	3
Lane	79	311	3.9	39	2
Kinney	85	304	3.6	20	2
Brunson	2	89	44.5	65	0
Livingston	13	68	5.2	28	1
Adams	8	42	5.3	16	0
LaGrand	13	38	2.9	11	1
Miller	7	20	2.9	10	0
Dressler	3	16	5.3	11	0
Dawson	5	7	1.4	9	0
White	4	-10	-2.5	0	0
CHIEFS TOTAL	488	1847	3.8	65	14
Opp. Total	562	2712	4.8	50	24

TEAM LEADERS

Scoring: Jan Stenerud	96 pts: 30 PATs, 22 FGs
INTs: Emmitt Thomas	6-119 yds., 0 TDs
Sacks: Wilbur Young	9.5 (-73.0 yds.)
Punting: Jerrel Wilson	54-2233 yds., 41.4 avg., 64 LG
Punt Returns: Charlie Thomas	12-112 yds., 9.3 avg., 0 TDs
Kickoff Returns: Reggie Craig	10-247 yds., 24.7 avg., 0 TDs

1974

KANSAS CITY CHIEFS



5-9 • 3RD AFC WEST • HANK STRAM

Preseason (3-3)

8/5	W	20-12	DETROIT	35,521
8/12	L	21-35	BUFFALO	39,248
8/17	L	16-58	at L.A. Rams	48,828
8/24	W	26-7	SAN FRANCISCO	46,548
8/31	L	16-25	at Dallas	43,492
9/6	W	21-16	ST. LOUIS	46,067

Regular Season (5-9)

9/15	W	24-16	N.Y. JETS	77,294
9/22	L	7-27	at Oakland	52,471
9/29	W	17-7	at Houston	28,538
10/6	L	14-17	DENVER	67,298
10/13	L	24-34	PITTSBURGH	65,517
10/20	L	3-9	at Miami	67,779
10/27	W	24-14	at San Diego	36,084
11/3	L	27-33	N.Y. GIANTS	61,437
11/10	L	7-14	SAN DIEGO	48,551
11/18	W	42-34	at Denver (Mon) (N)	50,236
11/24	L	6-33	at Cincinnati	49,777
12/1	W	17-13	at St. Louis	41,863
12/8	L	6-7	OAKLAND	60,577
12/14	L	15-35	MINNESOTA (Sat)	35,480

Avg. Per Game	273.4	318.9
Total Plays	901	936
Avg. Per Play	4.3	4.8
NET YARDS RUSHING	1720	1801
Avg. Per Game	122.9	128.6
Avg. Per Rush	3.7	3.6
Total Rushes	469	502
NET YARDS PASSING	2108	2663
Avg. Per Game	150.6	190.2
Sacked/Yards Lost	37/313	26/175
Gross Yards	2421	2838
Attempts/Completions	395/211	408/20
Pct. of Completions	53.4	50.5
Had Intercepted	25	28
PUNTS/AVERAGE	83/41.7	80/40.1
PUNT RETURNS/YARDS	44/295	55/634
KICKOFF RETURNS/YARDS	56/1211	54/1370
PENALTIES/YARDS	70/515	83/811
FUMBLES/LOST	29/13	34/16
Touchdowns	26	40
Rushing/Passing	10/11	16/22
Defensive/Kicking Game	5/0	1/1
SAFETIES	1	1

SCORE BY PERIODS

	1	2	3	4	OT	Total
CHIEFS TOTAL	30	73	53	77	0	233
Opp. Total	57	110	34	92	0	293

REGULAR STARTERS

OFFENSE

WR	Elmo Wright
LT	Charlie Getty
LG	Ed Budde
C	Jack Rudnay
RG	George Daney
RT	Jim Nicholson
TE	Morris Stroud
WR	Otis Taylor
QB	Mike Livingston
	Len Dawson
RB	Ed Podolak
RB	Woody Green
	Wendell Hayes
K	Jan Stenerud

DEFENSE

LE	Marvin Upshaw
LT	Tom Keating
RT	Buck Buchanan
RE	Wilbur Young
LLB	Bobby Bell
MLB	Willie Lanier
RLB	Jim Lynch
LCB	Nate Allen
RCB	Emmitt Thomas
LS	Jim Kearney
RS	Mike Sensibaugh
P	Jerrell Wilson

PRO BOWLERS IN BOLD



Western Division

	W	L	TPct.
Oakland	12	20	857
Denver	7	61	536
Kansas City	5	90	357
San Diego	5	90	357

Central Division

	W	L	TPct.
Pittsburgh	10	31	750
Cincinnati	7	70	500
Houston	7	70	500
Cleveland	41	00	286

Eastern Division

	W	L	TPct.
Miami	11	30	786
Buffalo †	9	50	643
New England	7	70	500
N.Y. Jets	7	70	500
Baltimore	21	20	143

AFC Championship: Pittsburgh 24, Oakland 13

NFC Championship: Minnesota 14, L.A. Rams 10

Super Bowl IX: Pittsburgh 16, Minnesota 6



National Conference

Western Division

	W	L	TPct.
Los Angeles	10	40	714
San Francisco	6	80	429
New Orleans	5	90	357
Atlanta	31	10	214

Central Division

	W	L	TPct.
Minnesota	10	40	714
Detroit	7	70	500
Green Bay	6	80	429
Chicago	4100	286	

Eastern Division

	W	L	TPct.
St. Louis	10	40	714
Washington †	10	40	714
Dallas	8	60	571
Philadelphia	7	70	500
N.Y. Giants	21	20	143

INDIVIDUAL STATISTICS

PASSING

	Att.	Cmp.	Yds.	Pct.	TD	Int	LG	Rating
Dawson	235	138	1573	58.7	7	13	84t	66.0
Livingston	141	66	732	46.8	4	10	48	42.5
Carlson	15	7	116	46.7	0	1	34	45.3
Wilson	2	0	0	0.0	0	0	0	39.6
Jaynes	2	0	0	0.0	0	1	0	0.0
CHIEFS TOTAL	395	211	2421	53.4	11	25	84T	55.2
Opp. Total	408	206	2838	50.5	22	28	—	50.0

PASS RECEIVING

	No.	Yds.	Avg.	LG	TD
Podolak	43	306	7.1	26	1
Pearson	27	387	14.3	48	1
Green	26	247	9.5	69t	1
Taylor	24	375	15.6	64	2
Brunson	22	374	17.0	84t	2
Kinney	18	105	5.8	16	1
Miller	14	149	10.6	34	0
Wright	13	209	16.1	51	1
Stroud	12	141	11.8	25	2
Ellison	5	64	12.8	26	0
Hayes	3	23	7.7	9	0
Hamilton	2	25	12.5	19	0
Strada	1	16	16.0	16	0
CHIEFS TOTAL	211	2421	11.5	84T	11
Opp. Total	206	2838	13.8	71t	22

RUSHING

	No.	Yds.	Avg.	LG	TD
Green	135	509	3.8	43	3
Podolak	101	386	3.8	14	2
Kinney	63	249	4.0	21	0
Hayes	57	206	3.6	19	2
Miller	40	184	4.6	47	0
Ellison	37	114	3.1	11	2
Dawson	11	28	2.5	10	0
Livingston	9	28	3.1	9	0
Wright	3	26	8.7	12t	1
Carlson	2	17	8.5	11	0
Taylor	1	6	6.0	6	0
Pearson	1	0	0.0	0	0
Jaynes	1	0	0.0	0	0
Thomas	3	-4	-1.3	0	0
Brunson	5	-29	-5.8	4	0
CHIEFS TOTAL	469	1720	3.7	47	10
Opp. Total	502	1801	3.6	53	16

TEAM LEADERS

Scoring: Jan Stenerud 75 pts: 24 PATs, 17 FGs
INTs: Emmitt Thomas 12-214 yds., 2 TDs
Sacks: Marvin Upshaw 9.5 (-49.0 yds.)
Punting: Jerrel Wilson 83-3462 yds., 41.7 avg., 64 LG
Punt Returns: Ed Podolak 15-134 yds., 8.9 avg., 0 TDs
Kickoff Returns: Bill Thomas 25-571 yds., 22.8 avg., 0 TDs

TEAM STATISTICS

	CHIEFS	OPP.
TOTAL FIRST DOWNS	224	267
Rushing/Passing/Penalty	92/113/19	107/141/19
3rd Down: Made/Att.	67/197	72/200
3rd Down Pct.	34.0	36.0
TOTAL NET YARDS	3828	4464

1973

KANSAS CITY CHIEFS



7-5-2 • 2ND AFC WEST • HANK STRAM

Preseason (2-4)

8/4	W	12-6	NEW ORLEANS	67,216
8/13	L	16-17	DETROIT	67,624
8/18	L	10-13	MINNESOTA	72,676
8/26	L	16-21	GREEN BAY	75,231
9/1	L	16-27	at Dallas	57,468
9/7	W	16-7	at St. Louis	49,486

Regular Season (7-5-2)

9/16	L	13-23	L.A. RAMS	62,315
9/23	W	10-7	at New England	57,918
9/30	W	16-3	OAKLAND	72,631
10/7	W	16-14	DENVER	71,414
10/14	T	10-10	at Green Bay (Milwaukee, WI)	47,265
10/21	L	6-14	at Cincinnati	56,397
10/29	L	14-23	at Buffalo (Mon) (N)	76,071
11/4	W	19-0	at San Diego	52,035
11/12	W	19-7	CHICAGO (Mon)	70,664
11/18	W	38-14	HOUSTON	68,444
11/25	L	10-14	at Denver	51,706
12/2	T	20-20	CLEVELAND	70,296
12/8	L	7-37	at Oakland (Sat)	53,061
12/16	W	33-6	SAN DIEGO	43,755

3rd Down Pct.	35.3	33.5
TOTAL NET YARDS	3536	3575
Avg. Per Game	252.6	255.4
Total Plays	863	856
Avg. Per Play	4.1	4.2
NET YARDS RUSHING	1793	1956
Avg. Per Game	128.1	139.7
Total Rushes	511	493
Avg. Per Rush	3.5	4.0
NET PASSING OFFENSE	1743	1619
Avg. Per Game	124.5	115.6
Sacked/Yards Lost	39/296	38/323
Gross Yards	2039	1942
Attempts/Completions	313/173	324/157
Pct. of Completions	55.3	48.6
Had Intercepted	13	21
PUNTS/AVERAGE	80/45.5	87/41.4
PUNT RETURNS/YARDS	42/279	48/455
KICKOFF RETURNS/YARDS	31/725	40/1031
PENALTIES/YARDS	83/797	63/649
FUMBLES/LOST	36/18	33/18
TOUCHDOWNS	23	22
Rushing/Passing	11/10	11/11
Defensive/Kicking Game	2/0	0/0
SAFETIES	0	0

SCORE BY PERIODS

	1	2	3	4	OT	Total
CHIEFS TOTAL	40	57	53	81	231	
Opp. Total	30	71	35	56	192	

REGULAR STARTERS

OFFENSE

WR	Elmo Wright
LT	Jim Tyrer
LG	Ed Budde
C	Jack Rudnay
RG	Mo Moorman
RT	Francis Peay
	Dave Hill
TE	Morris Stroud
WR	Otis Taylor
QB	Mike Livingston
	Len Dawson
RB	Ed Podolak
RB	Wendell Hayes
	Willie Ellison
K	Jan Stenerud

DEFENSE

LE	Marvin Upshaw
LT	Curley Culp
RT	Buck Buchanan
RE	Wilbur Young
LLB	Bobby Bell
MLB	Willie Lanier
RLB	Jim Lynch
LCB	Nate Allen
RCB	Emmitt Thomas
LS	Jim Kearney
RS	Mike Sensibaugh
P	Jerrel Wilson

PRO BOWLERS IN BOLD



Western Division

W	L	TPct.
Oakland	9	41.679
Kansas City	7	52.571
Denver	7	52.571
San Diego	2	111.179

Central Division

W	L	TPct.
Cincinnati	10	40.714
Pittsburgh	†	10 40.714
Cleveland	7	52.571
Houston	1	130.071

Eastern Division

W	L	TPct.
Miami	12	20.857
Buffalo	9	50.643
New England	5	90.357
Baltimore	4	100.286
N.Y. Jets	4	100.286

AFC Championship: Miami 27, Oakland 10

NFC Championship: Minnesota 27, Dallas 10

Super Bowl VIII: Miami 24, Minnesota 7



Western Division

W	L	TPct.
Los Angeles	12	20.857
Atlanta	9	50.643
New Orleans	5	90.357
San Francisco	5	90.357

Central Division

W	L	TPct.
Minnesota	12	20.857
Detroit	6	71.464
Green Bay	5	72.429
Chicago	3	110.214

Eastern Division

W	L	TPct.
Dallas	10	40.714
Washington	†	10 40.714
Philadelphia	5	81.393
St. Louis	4	91.321
N.Y. Giants	2	111.179

INDIVIDUAL STATISTICS

PASSING

	Att.	Cmp.	Yds.	Pct.	TD	Int	LG	Rating
Livingston	145	75	916	51.7	6	7	48	65.2
Dawson	101	66	725	65.3	2	5	48	72.3
Beathard	64	31	389	48.4	2	1	44	71.4
Wilson	1	1	9	100.0	0	0	9	104.2
Podolak	1	0	0	0	0	0	0	39.6
Keyes	1	0	0	0	0	0	0	39.6
CHIEFS TOTAL	313	173	2039	55.2	10	13	48	68.5
Opp. Total	324	157	1942	48.5	11	21	62t	47.7

PASS RECEIVING

	No.	Yds.	Avg.	LG	TD
Podolak	55	445	8.1	25	0
Taylor	34	536	15.8	46	4
Hayes	18	134	7.4	13	0
Wright	16	252	15.8	44	2
Stroud	12	216	18.0	48	2
Kinney	11	126	11.5	25	0
Ellison	9	64	7.1	17	0
Butler	8	124	15.5	23	2
West	4	65	16.3	23	0
Hamilton	2	35	17.5	20	0
Smith	2	20	10.0	17	0
Moorman	1	-1	-1.0	-1	0
Keyes	1	-6	-6	-6	0
CHIEFS TOTAL	173	2039	11.8	48	10
Opp. Total	157	1942	12.4	62t	11

RUSHING

Podolak	210	721	3.4	25	3
Ellison	108	411	3.8	19	2
Hayes	95	352	3.7	27	2
Kinney	50	128	2.6	8	1
Livingston	19	94	4.9	28	2
Dawson	6	39	6.5	13	0
Wright	5	29	5.8	13	0
Beathard	6	16	2.7	11	1
Butler	2	10	5.0	9	0
Taylor	4	-14	-1.1	-19	0
McVea	4	5	1.3	2	0
Keyes	2	1	0.5	2	0
CHIEFS TOTAL	511	1793	3.5	28	11
Opp. Total	493	1956	4.0	72	11

TEAM LEADERS

Scoring: Jan Stenerud 93 pts: 21 PATs, 24 FGs
 INTs: Emmitt Thomas, Mike Sensibaugh, Willie Lanier, Jim Kearney .. Tied with 3
 Punting: Jerrel Wilson 80-3642 yds., 45.5 avg., 68 LG
 Punt Returns: Larry Marshall 29-180 yds., 6.2 avg., 0 TDs
 Kickoff Returns: Larry Marshall 14-391 yds., 27.9 avg., 0 TDs

TEAM STATISTICS

	CHIEFS	OPP.
TOTAL FIRST DOWNS	208	209
Rushing/Passing/Penalty	106/93/9	90/95/24
3rd Down: Made/Att.	72/204	69/206

1972

KANSAS CITY CHIEFS



8-6 • 2ND AFC WEST • HANK STRAM

Preseason (5-2)

7/29	W	23-17	N.Y. Giants	19,304
8/5	W	24-10	Chicago (Notre Dame, IN)	32,391
8/12	W	24-14	ST. LOUIS	78,190
8/21	L	17-23	BALTIMORE	76,882
8/27	W	19-13	L.A. RAMS	77,764
9/2	W	20-10	DALLAS	79,592
9/9	L	0-20	at Green Bay (Milwaukee, WI)	47,281

Regular Season (8-6)

9/17	L	10-20	MIAMI	79,829
9/25	W	20-17	at New Orleans (Mon)	(N)70,793
10/1	W	45-24	at Denver	51,656
10/8	W	31-7	at Cleveland	83,819
10/15	L	16-23	CINCINNATI	79,068
10/22	L	20-21	PHILADELPHIA	78,389
10/29	W	26-14	at San Diego	54,533
11/5	W	27-14	OAKLAND	82,094
11/12	L	7-16	at Pittsburgh	50,350
11/19	L	17-27	SAN DIEGO	79,011
11/26	L	3-26	at Oakland	54,801
12/3	W	24-21	DENVER	66,725
12/10	W	24-10	BALTIMORE	44,175
12/17	W	17-14	at Atlanta	58,850

TEAM STATISTICS

	CHIEFS	OPP.
TOTAL FIRST DOWNS	245	227
Rushing/Passing/Penalty	121/116/11	90/116/18
TOTAL NET YARDS	3956	4027
Avg. Per Game	282.6	287.6
Total Plays	894	853
Avg. Per Play	4.4	4.7
NET YARDS RUSHING	1915	1805
Avg. Per Game	136.8	128.9
Total Rushes	476	453
Avg. Per Play	4.0	4.0
NET YARDS PASSING	2041	2222
Avg. Per Game	145.8	158.7
Sacked/Yards Lost	34/297	32/261
Gross Yards	2335	2483
Attempts/Completions	384/217	368/186
Pct. of Completions	56.5	50.5
Had Intercepted	20	24
PUNTS/AVERAGE	66/44.8	61/40.4
KICKOFF RETURNS/YARDS	46/1057	43/1083
PUNT RETURNS/YARDS	29/126	40/296
PENALTIES/YARDS	69/653	66/643
FUMBLES/LOST	23/12	35/19
TOUCHDOWNS	32	30
Rushing/Passing	6/20	12/17
Returns: Off./Def./Kicking Game*	1/5/0	0/1/0
SAFETIES	0	0

SCORE BY PERIODS

	1	2	3	4	Total
CHIEFS TOTAL	20	90	85	92	287
Opp. Total	55	98	37	64	254

REGULAR STARTERS

OFFENSE

WR	Dennis Homan
	Robert West
LT	Jim Tyrer
LG	Ed Budde
C	Jack Rudnay
RG	Mo Moorman
RT	Dave Hill
TE	Morris Stroud
	Willie Frazier
WR	Otis Taylor
QB	Len Dawson
RB	Ed Podolak
RB	Wendell Hayes
K	Jan Stenerud

DEFENSE

LE	Marvin Upshaw
LT	Curley Culp
RT	Buck Buchanan
RE	Wilbur Young
LLB	Bobby Bell
MLB	Willie Lanier
RLB	Jim Lynch
LCB	Jim Marsalis
RCB	Emmitt Thomas
LS	Jim Kearney
RS	Mike Sensibaugh
P	Jerrell Wilson

PRO BOWLERS IN BOLD



Western Division

W	L	T	Pct.
Oakland	10	31	.750
Kansas City	8	60	.571
Denver	5	90	.357
San Diego	4	91	.321

Central Division

W	L	T	Pct.
Pittsburgh	11	30	.786
Cleveland †	10	40	.714
Cincinnati	8	60	.571
Houston	1130	.071	

Eastern Division

W	L	T	Pct.
Miami	14	001.000	
N.Y. Jets	7	70	.500
Baltimore	5	90	.357
Buffalo	4	91	.321
New England	3110	.214	

AFC Championship: Miami 21, Pittsburgh 17

NFC Championship: Washington 26, Dallas 3

Super Bowl VII: Miami 14, Washington 7



Western Division

W	L	T	Pct.
San Francisco	8	51.607	
Atlanta	7	70.500	
Los Angeles	6	71.464	
New Orleans	2111.179		

Central Division

W	L	T	Pct.
Green Bay	10	40.714	
Detroit	8	51.607	
Minnesota	7	70.500	
Chicago	4	91.321	

Eastern Division

W	L	T	Pct.
Washington	11	30.786	
Dallas †	10	40.714	
N.Y. Giants	8	60.571	
St. Louis	4	91.321	
Philadelphia	2111.179		

INDIVIDUAL STATISTICS

PASSING

	Att.	Cmp.	Yds.	Pct.	TD	Int	LG	Rating
Dawson	305	175	1835	57.4	13	12	44	73.1
Livingston	78	41	480	52.6	7	8	36	62.0
Wilson	1	1	20	100.0	0	0	20	118.8
CHIEFS TOTAL	384	217	2335	56.5	20	20	44	70.2
Opp. Total	368	186	2483	50.5	17	24	67t	60.6

PASS RECEIVING

	No.	Yds.	Avg.	LG	TD
Taylor	57	821	14.4	44	6
Podolak	46	345	7.5	27t	2
Hayes	31	295	9.5	29t	3
Adamle	15	76	5.1	11	0
Frazier	13	172	13.2	35	5
Homan	12	135	11.3	38	1
Otis	12	76	6.3	13	0
Wright	11	81	7.4	14	0
West	9	165	18.3	42t	2
Stroud	4	80	20.0	44	1
Kinney	4	45	11.2	19	0
Jankowski	2	24	12.0	18	0
Allen	1	20	20.0	20	0
CHIEFS TOTAL	217	2335	10.8	44	20
Opp. Total	186	2483	13.3	67t	17

RUSHING

Podolak	171	615	3.6	30	4
Hayes	128	536	4.2	28	0
Adamle	73	536	4.2	19	1
Livingston	14	133	9.5	51	0
Kinney	38	122	3.2	16	1
Otis	29	92	3.2	12	0
Dawson	15	75	5.0	20	0
Wright	1	24	24.0	24	0
Taylor	5	13	2.6	11	0
West	2	2	1.0	10	0
CHIEFS TOTAL	476	1915	4.0	51	6
Opp. Total	453	1805	4.0	45	12

TEAM LEADERS

Scoring: Jan Stenerud	95 pts: 32 PATs, 21 FGs
INTs: Mike Sensibaugh	8-65 yds., 0 TDs
Punting: Jerrel Wilson	66-2960 yds., 44.8 avg., 69 LG
Punt Returns: Larry Marshall	18-103 yds., 5.7 avg., 0 TDs
Kickoff Returns: Larry Marshall	23-651 yds., 28.3 avg., 0 TDs

1971

KANSAS CITY CHIEFS



10-3-1 • 1ST AFC WEST • HANK STRAM

Preseason (4-1-1)

8/7	W	10-7	at Baltimore	16,771
8/14	W	12-10	ATLANTA	37,403
8/21	W	27-7	at New Orleans	70,459
8/30	W	21-16	N.Y. JETS	37,650
9/4	T	17-17	ST. LOUIS	36,743
9/11	L	17-24	at Dallas	74,035

Regular Season (10-3-1)

9/19	L	14-21	at San Diego	54,061
9/26	W	20-16	at Houston	46,498
10/3	W	16-3	at Denver	51,200
10/10	W	31-10	SAN DIEGO	50,514
10/18	W	38-16	PITTSBURGH (Mon)	
			(N)49,533	
10/24	W	27-20	WASHINGTON	51,989
10/31	T	20-20	at Oakland	54,715
11/7	L	10-13	at N.Y. Jets	62,812
11/14	W	13-7	CLEVELAND	50,388
11/21	W	28-10	DENVER	49,945
11/25	L	21-32	at Detroit (Thur)	
			(Thnks)54,418	
12/6	W	26-17	at San Francisco (Mon)	
			(N)45,306	
12/12	W	16-14	OAKLAND	51,215
12/19	W	22-9	BUFFALO	48,121

AFC Divisional Playoff Game

12/25	L	24-27 2 OT	Miami (Sat)	50,374
-------	---	------------	-------------	--------

TEAM STATISTICS

	CHIEFS	OPP.
TOTAL FIRST DOWNS	240	223
Rushing/Passing/Penalty	108/119/13	73/125/25
TOTAL NET YARDS	4190	3770
Avg. Per Game	29.3	269.3
Total Plays	836	813
Avg. Per Play	5.0	4.6
NET YARDS RUSHING	1843	1337
Avg. Per Game	131.6	95.5
Total Rushes	462	367
Avg. Per Play	4.0	3.7
NET YARDS PASSING	2347	2506
Avg. Per Game	167.6	179.0
Sacked/Yards Lost	35/347	28/235
Gross Yards	2694	2741
Attempts/Completions	337/183	406/209
Pct. of Completions	54.3	51.5
Had Intercepted	13	27
PUNTS/AVERAGE	64/44.3	67/39.3
PUNT RETURNS/YARDS	32/150	38/286
KICKOFF RETURNS/YARDS	47/1031	47/1071
Penalties/Yards	72/734	72/752
Fumbles/Lost	23/13	16/7
TOUCHDOWNS	32	21
Rushing/Passing	14/15	9/11
Defensive/Kicking Game	3/0	1/0
SAFETIES	0	1

SCORE BY PERIODS

	1	2	3	4	Total
CHIEFS TOTAL	61	123	48	70	302
Opp. Total	41	71	22	74	208

INDIVIDUAL STATISTICS

PASSING

	Att.	Cmp.	Yds.	Pct.	TD	Int	LG	Rating
Dawson	301	167	2504	55.2	15	13	82	81.8
Livingston	28	12	130	42.9	0	0	36	57.2
Huarte	6	2	18	33.3	0	0	26	42.3
Podolak	2	2	42	100.0	0	0	23	118.8
CHIEFS TOTAL	337	183	2694	54.3	15	13	82	74.9
Opp. Total	418	209	2703	50.0	11	27	53	83.8

PASS RECEIVING

	No.	Yds.	Avg.	LG	TD
Taylor	57	1110	19.5	82	7
Podolak	36	306	8.5	23	0
Wright	26	524	20.3	69t	3
Stroud	22	454	20.6	54	1
Hayes	16	163	10.2	26t	1
Otis	12	74	6.2	26	2
McVea	5	-3	-0.6	10	0
Homan	3	47	9.0	9	0
Frazier	2	41	20.5	23	0
Holmes	2	16	8.0	12	0
Smith	1	12	12.0	12	0
Adamle	1	6	6.0	6t	1
CHIEFS TOTAL	183	2694	14.7	82	15
Opp. Total	209	2703	12.9	53	11

RUSHING

Podolak	184	708	3.8	25	9
Hayes	132	541	4.1	27	1
McVea	68	286	4.2	19	3
Otis	49	184	3.8	11	0
Adamle	13	43	3.3	3	0
Taylor	1	25	25.0	25t	1
Dawson	12	24	2.0	8	0
Holmes	21	35	1.7	6	0
Livingston	5	11	2.2	3	0
Frazier	1	-2	-2.0	-2	0
Wright	1	-10	-10.0	-10	0
CHIEFS TOTAL	487	1843	3.8	27	14
Opp. Total	367	1337	3.7	28	6

TEAM LEADERS

Scoring: Jan Stenerud	110 pts: 32 PATs, 26 FGs
INTs: Emmitt Thomas	8-145 yds., 1 TD
Punting: Jerrel Wilson	64-2864 yds., 44.8 avg., 68 LG
Punt Returns: Ed Podolak	13-84 yds., 6.5 avg., 0 TDs
Kickoff Returns: Kerry Reardon	12-308 yds., 25.7 avg., 0 TDs

REGULAR STARTERS

OFFENSE

WR	Elmo Wright
LT	Jim Tyrer
LG	Ed Budde
C	Jack Rudnay
RG	Mo Moorman
RT	Dave Hill
TE	Morris Stroud
WR	Otis Taylor
QB	Len Dawson
RB	Ed Podolak
RB	Wendell Hayes
K	Jan Stenerud

DEFENSE

LE	Marvin Upshaw
LT	Curley Culp
RT	Buck Buchanan
RE	Aaron Brown
LLB	Bobby Bell
MLB	Willie Lanier
RLB	Jim Lynch
LCB	Jim Marsalis
RCB	Emmitt Thomas
LS	Jim Kearney
RS	Johnny Robinson
P	Jerrel Wilson

PRO BOWLERS IN BOLD



Western Division

	W	L	TPct.
Kansas City	10	31.769	
Oakland	8	42.667	
San Diego	6	80.429	
Denver	4	91.308	

Central Division

	W	L	TPct.
Cleveland	9	50.643	
Pittsburgh	6	80.429	
Houston	4	91.308	
Cincinnati	4	100.286	

Eastern Division

	W	L	TPct.
Miami	10	31.769	
Baltimore †	10	40.714	
New England	6	80.429	
N.Y. Jets	6	80.429	
Buffalo	11	30.071	

AFC Championship: Miami 21, Baltimore 0

NFC Championship: Dallas 14, San Francisco 3

Super Bowl VI: Dallas 24, Miami 3



Western Division

	W	L	TPct.
San Francisco	9	50.643	
Los Angeles	8	51.615	
Atlanta	7	61.538	
New Orleans	4	82.333	

Central Division

	W	L	TPct.
Minnesota	11	30.786	
Detroit	7	61.538	
Chicago	6	80.429	
Green Bay	4	82.333	

Eastern Division

	W	L	TPct.
Dallas	11	30.786	
Washington †	9	41.692	
Philadelphia	6	71.462	
St. Louis	4	91.308	
N.Y. Giants	4	100.286	

1970

KANSAS CITY CHIEFS



7-5-2 • 2ND AFC WEST • HANK STRAM

Preseason (4-3)

7/31	W	24-3	College All-Stars (Chicago, IL)	69,940
8/8	W	30-17	at Detroit	55,032
8/14	L	3-17	BALTIMORE	38,341
8/22	W	16-13	Cleveland (Memphis, TN) 31,532	
8/29	L	17-22	at Atlanta	56,990
9/5	W	13-0	at Dallas	69,055
9/12	L	24-34	at St. Louis	50,661

Regular Season (7-5-2)

9/20	L	10-27	at Minnesota	47,900
9/28	W	44-24	at Baltimore (Mon) (N) 53,911	
10/4	L	13-26	at Denver	50,705
10/11	W	23-10	BOSTON	50,698
10/18	W	27-19	at Cincinnati	57,265
10/25	L	16-27	DALLAS	51,158
11/1	T	17-17	OAKLAND	51,334
11/8	W	24-9	HOUSTON	49,810
11/15	W	31-14	at Pittsburgh	50,081
11/22	T	6-6	ST. LOUIS	50,711
11/29	W	26-14	SAN DIEGO	50,315
12/6	W	16-0	DENVER	50,454
12/12	L	6-20	at Oakland (Sat)	54,596
12/20	L	13-31	at San Diego	41,379

TEAM STATISTICS

	CHIEFS	OPP.
TOTAL FIRST DOWNS	183	226
Rushing/Passing/Penalty	83/86/14	83/111/32
TOTAL NET YARDS	3577	3667
Avg. Per Game	255.5	261.9
Total Plays	775	861
Avg. Per Play	4.6	4.3
NET YARDS RUSHING	1858	1657
Avg. Per Game	132.7	118.4
Total Rushes	448	418
Avg. Per Play	4.1	4.0
NET YARDS PASSING	1719	2010
Avg. Per Game	122.8	143.6
Sacked/Yards Lost	38/319	35/270
Gross Yards	2038	2280
Attempts/Completions	289/154	408/195
Pct. of Completions	53.3	47.8
Had Intercepted	16	31
PUNTS/AVERAGE	76/44.9	77/41.5
PUNT RETURNS/YARDS	31/371	51/414
KICKOFF RETURNS/YARDS	44/997	--
PENALTIES/YARDS	83/888	71/817
FUMBLES/LOST	26/15	22/12
TOUCHDOWNS	26	26
Rushing/Passing	11/13	10/15
Defensive/Kicking Game	2/0	1/0
SAFETIES	0	0

SCORE BY PERIODS

	1	2	3	4	Total
CHIEFS TOTAL	53	98	46	75	272
Opp. Total	32	77	51	84	244

REGULAR STARTERS

OFFENSE		DEFENSE	
WR	Frank Pitts	LE	Jerry Mays
LT	Jim Tyrer	LT	Curley Culp
LG	Ed Budde	RT	Buck Buchanan
C	Jack Rudnay	RE	Aaron Brown
	E.J. Holub	LLB	Bobby Bell
RG	Mo Moorman	MLB	Willie Lanier
RT	Dave Hill	RLB	Jim Lynch
TE	Fred Arbanas	LCB	Jim Marsalis
	Morris Stroud	RCB	Emmitt Thomas
WR	Otis Taylor	LS	Jim Kearney
QB	Len Dawson	RS	Johnny Robinson
RB	Mike Garrett	P	Jerrel Wilson
	Ed Podolak		
RB	Wendell Hayes		
K	Jan Stenerud		

PRO BOWLERS IN BOLD

INDIVIDUAL STATISTICS

PASSING

	Att.	Cmp.	Yds.	Pct.	TD	Int	LG	Rating
Dawson	262	141	1876	53.8	13	14	61t	71.3
Livingston	22	11	122	50.0	0	1	31	48.1
Podolak	2	2	40	100.0	0	0	24	118.8
Huarte	2	0	0	0.0	0	1	0	0.0
McVea	1	0	0	0.0	0	0	0	39.6
CHIEFS TOTAL	289	154	2038	53.3	13	16	61	75.5
Opp. Total	408	195	2280	47.8	15	31	89t	45.9

PASS RECEIVING

	No.	Yds.	Avg.	LG	TD
Taylor	34	618	18.2	59t	3
Podolak	26	307	11.8	59t	1
Hayes	26	219	8.3	28	0
Holmes	23	173	7.5	31	1
Pitts	11	172	15.6	54	2
Arbanas	8	108	14.5	26	1
Cannon	7	125	17.8	45	2
Richardson	5	171	34.2	61t	2
McVea	5	26	5.2	15	0
Garrett	4	4	1.0	5	0
Stroud	4	86	24.5	50	1
Porter	1	29	29.0	29	0
CHIEFS TOTAL	154	2038	13.2	61t	13
Opp. Total	195	2280	11.7	89t	15

RUSHING

	No.	Yds.	Avg.	LG	TD
Podolak	168	749	4.5	65t	3
Hayes	109	381	3.5	22	5
McVea	61	260	4.3	34	0
Holmes	63	206	3.3	22	3
Pitts	5	84	16.8	42	0
Garrett	21	62	3.2	18	0
Dawson	11	46	4.2	21	0
Livingston	3	26	8.7	16	0
Porter	2	21	10.5	21	0
Taylor	3	13	4.3	7	0
Cannon	1	10	10.0	10	0
Richardson	1	4	4.0	4	0
CHIEFS TOTAL	448	1858	4.1	65t	11
Opp. Total	418	1657	4.0	47t	10

TEAM LEADERS

Scoring:	Jan Stenerud	116 pts: 26 PATs, 30 FGs
INTs:	Johnny Robinson	10-155 yds., 1 TD
Punting:	Jerrel Wilson	76-3415 yds., 44.9 avg., 68 LG
Punt Returns:	Ed Podolak	23-311 yds., 13.5 avg., 0 TDs
Kickoff Returns:	Robert Holmes	19-535 yds., 28.2 avg., 0 TDs



Western Division

	W	L	TPct.
Oakland	8	42.667	
Kansas City	7	52.583	
San Diego	5	63.455	
Denver	5	81.385	

Central Division

	W	L	TPct.
Cincinnati	8	60.571	
Cleveland	7	70.500	
Pittsburgh	5	90.357	
Houston	3	101.231	

Eastern Division

	W	L	TPct.
Baltimore	11	21.846	
Miami	10	40.714	
N.Y. Jets	4	100.286	
Buffalo	3	101.231	
Boston	2	120.143	

AFC Championship: Baltimore 27, Oakland 17

NFC Championship: Dallas 17, San Francisco 10

Super Bowl V: Baltimore 16, Dallas 13



Western Division

	W	L	TPct.
San Francisco	10	31.769	
Los Angeles	9	41.692	
Atlanta	4	82.333	
New Orleans	2	111.154	

Central Division

	W	L	TPct.
Minnesota	12	20.857	
Detroit	10	40.714	
Chicago	6	80.429	
Green Bay	6	80.429	

Eastern Division

	W	L	TPct.
Dallas	10	40.714	
N.Y. Giants	9	50.643	
St. Louis	8	51.615	
Washington	6	80.429	
Philadelphia	3	101.231	

1969

KANSAS CITY CHIEFS



11-3 • 2ND AFL WEST • HANK STRAM

Preseason (6-0)

8/2	W	23-17	Oakland (Birmingham, AL)	21,000
8/9	W	38-13	DETROIT	38,027
8/16	W	23-7	Cincinnati (Jackson, MS)	24,513
8/23	W	42-14	at L.A. Rams	58,306
8/28	W	31-21	at St. Louis	48,006
9/6	W	14-10	ATLANTA	37,273

Regular Season (11-3)

9/14	W	27-9	at San Diego	47,988
9/21	W	31-0	at Boston	22,002
9/28	L	19-24	at Cincinnati	27,812
10/5	W	26-13	at Denver	50,564
10/12	W	24-0	HOUSTON	45,805
10/19	W	17-10	MIAMI	49,809
10/26	W	42-22	CINCINNATI	50,934
11/2	W	29-7	at Buffalo	45,844
11/9	W	27-3	SAN DIEGO	51,104
11/16	W	34-16	at N.Y. Jets	63,849
11/23	L	24-27	OAKLAND	51,982
11/27	W	31-17	DENVER (Thur) (Thnks)	48,773
12/7	W	22-19	BUFFALO	47,712
12/13	L	6-10	at Oakland (Sat)	54,443

AFL Divisional Playoff Game

12/20	W	13-6	at N.Y. Jets (Sat)	62,977
-------	---	------	--------------------------	--------

AFL Championship Game

1/4	W	17-7	at Oakland	54,443
-----	---	------	------------------	--------

Super Bowl IV

1/11	W	23-7	Minnesota (New Orleans, LA)80,562	
------	---	------	-----------------------------------	--

TEAM STATISTICS

	CHIEFS	OPP.
TOTAL FIRST DOWNS	258	181
Rushing/Passing/Penalty	129/125/4	53/111/17
TOTAL NET YARDS	4607	3163
Avg. Per Game	329.1	225.9
Total Plays	899	808
Avg. Per Play	5.1	3.9
NET YARDS RUSHING	2220	1091
Avg. Per Game	158.6	77.9
Total Rushes	522	316
Avg. Per Play	4.3	3.5
NET YARDS PASSING	2387	2072
Avg. Per Game	170.5	148.0
Sacked/Yards Lost	26/251	48/419
Gross Yards	2638	2491
Attempts/Completions	351/196	426/200
Pct. of Completions	55.8	46.9
Had Intercepted	20	32
PUNTS/AVERAGE	68/44.4	94/42.6
PUNT RETURNS/YARDS	33/242	43/509
KICKOFF RETURNS/YARDS	41/1090	59/1431
PENALTIES/YARDS	62/757	39/434
FUMBLES/LOST	34/19	25/15
TOUCHDOWNS	40	19
Rushing/Passing	19/16	6/10
Defensive/Kicking Game	2/3	3/0
SAFETIES	0	1

SCORE BY PERIODS

	1	2	3	4	Total
CHIEFS TOTAL	81	117	50	111	359
Opp. Total	29	45	36	67	177

REGULAR STARTERS

OFFENSE

WR	Frank Pitts
LT	Jim Tyrer
LG	Ed Budde
C	E.J. Holub
RG	Mo Moorman
RT	Dave Hill
TE	Fred Arbanas
WR	Gloster Richardson
	Otis Taylor
QB	Len Dawson
	Mike Livingston
RB	Mike Garrett
RB	Robert Holmes
K	Jan Stenerud

DEFENSE

LE	Jerry Mays
LT	Curley Culp
RT	Buck Buchanan
RE	Aaron Brown
LLB	Bobby Bell
MLB	Willie Lanier
RLB	Jim Lynch
LCB	Jim Marsalis
RCB	Emmitt Thomas
LS	Jim Kearney
RS	Johnny Robinson
P	Jerrell Wilson

ALL-STARS IN BOLD

AMERICAN
FOOTBALL LEAGUE

Western Division

	W	L	T	Pct.
Oakland	12	1	1	.923
Kansas City †	11	3	0	.786
San Diego	8	6	0	.571
Denver	5	8	1	.385
Cincinnati	4	9	1	.308

Eastern Division

	W	L	T	Pct.
N.Y. Jets	10	4	0	.714
Houston †	6	6	2	.500
Boston	4	10	0	.286
Buffalo	4	10	0	.286
Miami	3	10	1	.231

AFL Divisional Playoffs

Kansas City 13, N.Y. JETS 6

Oakland 56, Houston 7

AFL Championship

Kansas City 17, Oakland 7

NFL Championship

Minnesota 27, Cleveland 7

Super Bowl IV

Kansas City 23, Minnesota 7

NATIONAL
FOOTBALL LEAGUE

Western Conference

	W	L	T	Pct.
Coastal Division	11	3	0	.786
Los Angeles	8	5	1	.615
Baltimore	8	8	0	.500
Atlanta	8	8	0	.500
San Francisco	4	8	2	.333

Central Division

W LT Pct.

Minnesota 12 20.857

Detroit 9 41.692

Green Bay 8 60.571

Chicago 1130.071

Eastern Conference

Capitol Division W LTPct.

Dallas 11 21.846

Washington 7 52.583

New Orleans 5 90.357

Philadelphia 4 91.308

Century Division W LT Pct.

Cleveland 10 31.769

N.Y. Giants 6 80.429

St. Louis 4 91.308

Pittsburgh 1130.071

INDIVIDUAL STATISTICS

PASSING

	Att.	Cmp.	Yds.	Pct.	TD	Int	LG	Rating
Dawson	166	98	1323	59.0	9	13	55	70.0
Livingston	161	84	1123	52.2	4	6	93t	67.6
Lee	20	12	109	60.0	1	1	31	70.6
McVea	3	1	50	33.0	1	0	50	121.5
Flores	1	1	33	100.0	1	0	33	158.3
CHIEFS TOTAL	351	196	2638	55.8	16	20	93T	71.5
Opp. Total	426	200	2491	46.9	10	32	80	42.0

PASS RECEIVING

	No.	Yds.	Avg.	LG	TD
Garrett	43	432	10.0	41	2
Taylor	41	696	17.0	79	7
Pitts	31	470	15.8	50	2
Holmes	26	266	10.2	33	3
Richardson	23	381	16.6	39	2
Arbanas	16	258	16.1	44	0
Hayes	9	64	7.1	17	0
McVea	7	71	10.1	22	0
CHIEFS TOTAL	196	2638	12.1	93	16
Opp. Total	200	2491	12.5	80	10

RUSHING

	No.	Yds.	Avg.	LG	TD
Garrett	168	732	4.4	34	6
Holmes	150	612	4.1	25	2
McVea	106	500	4.7	80	7
Hayes	62	208	3.4	11	4
Livingston	15	102	6.8	39	0
Lowe	10	33	3.3	18	0
Pitts	5	28	5.6	11	0
Dawson	1	3	3.0	3	0
Lee	1	3	3.0	3	0
Arbanas	1	1	1.0	1	0
Flores	1	0	0.0	0	0
Taylor	2	-2	-1.0	10	0
CHIEFS TOTAL	522	2220	4.3	80	19
Opp. Total	314	1091	3.5	50	8

TEAM LEADERS

Scoring: Jan Stenerud	119 pts: 38 PATs, 27 FGs
INTs: Johnny Robinson	8-158 yds., 0 TDs
Punting: Jerrell Wilson	68-3022 yds., 44.4 avg., 62 LG
Punt Returns: Noland Smith	9-107 yds., 11.9 avg., 0 TDs
Kickoff Returns: Warren McVea	13-318 yds., 24.5 avg., 0 TDs

1968

KANSAS CITY CHIEFS



12-2 • (TIE) 1ST AFL WEST • HANK STRAM

Preseason (4-1)

8/3	W	38-14	at Cincinnati	21,682
8/10	W	13-10	at Minnesota	46,228
8/17	W	13-10	ST. LOUIS	47,462
8/24	W	31-21	OAKLAND	43,769
8/31	L	16-36	at L.A. Rams	54,323

Regular Season (12-2)

9/10	W	26-21	at Houston (Mon) (N)	45,083
9/15	L	19-20	N.Y. JETS	48,871
9/22	W	34-2	DENVER	45,821
9/28	W	48-3	at Miami (Sat) (N)	28,501
10/5	W	18-7	at Buffalo (Sat) (N)	40,748
10/13	W	13-3	CINCINNATI	47,096
10/20	W	24-10	OAKLAND	50,015
10/27	W	27-20	SAN DIEGO	50,344
11/3	L	21-38	at Oakland	53,357
11/10	W	16-9	at Cincinnati	25,537
11/17	W	31-17	BOSTON	48,271
11/28	W	24-10	HOUSTON (Thur) (Thnks)	48,493

12/8	W	40-3	at San Diego	51,174
12/14	W	30-7	at Denver (Sat)	38,463

AFL Divisional Playoff Game

12/22	L	6-41	at Oakland	54,444
-------	---	------	------------	--------

TEAM STATISTICS

	CHIEFS	OPP.
FIRST DOWNS	223	215
Rushing/Passing/Penalty	123/89/11	52/140/23
TOTAL NET YARDS	4503	4089
Avg. Per Game	321.6	292.1
Total Plays	831	900
Avg. Per Play	5.4	4.5
NET YARDS RUSHING	2227	1266
Avg. Per Game	159.1	90.4
Total Rushes	537	365
Avg. Per Play	4.1	3.5
NET YARDS PASSING	2276	2823
Avg. Per Game	162.6	201.6
Sacked/Yards Lost	24/216	45/439
Gross Yards	2492	3562
Attempts/Completions	270/156	461/214
Pct. of Completions	57.8	46.4
Had Intercepted	11	37
PUNTS/AVERAGE	65/45.3	63/41.8
PUNT RETURNS/YARDS	31/450	31/220
KICKOFF RETURNS/YARDS	38/736	54/1044
PENALTIES/YARDS	66/650	62/555
FUMBLES/LOST	26/16	22/12
TOUCHDOWNS	40	18
Rushing/Passing	16/20	4/14
Defensive/Kicking Game	2/2	0/0
SAFETIES	1	1
SCORE BY PERIODS	1 2 3 4	Total
CHIEFS TOTAL	90 111 74 96	371
Opp. Total	46 57 40 27	170

REGULAR STARTERS

OFFENSE

WR	Frank Pitts
LT	Jim Tyrer
LG	Ed Budde
C	E.J. Holub
RG	Mo Moorman
RT	Dave Hill
TE	Fred Arbanas
WR	Gloster Richardson
	Otis Taylor
QB	Len Dawson
RB	Mike Garrett
RB	Robert Holmes
K	Jan Stenerud

DEFENSE

LE	Jerry Mays
LT	Ed Lothamer
RT	Buck Buchanan
RE	Aaron Brown
LLB	Bobby Bell
MLB	Willie Lanier
RLB	Jim Lynch
LCB	Emmitt Thomas
RCB	Willie Mitchell
LS	Jim Kearney
RS	Johnny Robinson
P	Jerrel Wilson

ALL-STARS IN BOLD

INDIVIDUAL STATISTICS

PASSING

	Att.	Cmp.	Yds.	Pct.	TD	Int	LG	Rating
Dawson	224	131	2109	58.5	17	9	92	98.8
Lee	45	25	383	55.6	3	1	61	97.1
Garrett	1	0	0	0.0	0	1	0	0.0
CHIEFS TOTAL	270	156	2492	57.8	20	11	92	96.3
Opp. Total	461	214	3562	46.4	14	37	82	49.6

PASS RECEIVING

	No.	Yds.	Avg.	LG	TD
Garrett	33	359	10.9	43	3
Pitts	30	655	21.8	90	6
Richardson	22	494	22.5	92	6
Taylor	20	420	21.0	67	4
Holmes	19	201	10.6	43	0
Hayes	12	108	9.0	22	1
Arbanas	11	189	17.2	48	0
McClinton	3	-4	-1.3	5	0
Carolan	2	26	13.0	19	0
Coan	2	15	7.5	12	0
Wilson	1	14	14.0	14	0
Smith	1	15	15.0	15	0
CHIEFS TOTAL	156	2492	16.0	92	20
Opp. Total	214	3562	16.6	82	14

RUSHING

Holmes	174	866	5.0	76	7
Garrett	164	564	3.4	37	3
Hayes	85	340	4.0	25	4
Coan	40	160	4.0	24	1
Pitts	11	107	9.7	28	0
McClinton	24	107	4.5	19	0
Taylor	5	41	8.2	30	1
Dawson	28	40	2.0	22	0
Arbanas	3	14	4.7	8	0
Livingston	2	2	1.0	3	0
Wilson	5	1	0.2	1	0
Smith	2	-2	-1.0	1	0
Richardson	1	-3	-3.0	-3	0
Lowe	1	-10	-10.0	-10	0
CHIEFS TOTAL	537	2227	4.1	76	16
Opp. Total	365	1266	3.5	36	4

TEAM LEADERS

Scoring: Jan Stenerud 129 pts: 39 PATs, 30 FGs
 INTs: Johnny Robinson 6-40 yds., 0 TDs
 Punting: Jerrel Wilson 63-2841 yds., 45.1 avg., 70 LG
 Punt Returns: Noland Smith 18-270 yds., 15.0 avg., 1 TD
 Kickoff Returns: Noland Smith 23-549 yds., 23.9 avg., 0 TDs

AMERICAN
FOOTBALL LEAGUE

Western Division

	W	L	T	Pct.
Oakland	12	2	0	.857
Kansas City	12	2	0	.857
San Diego	9	5	0	.643
Denver	5	9	0	.357
Cincinnati	3	11	0	.214

Eastern Division

	W	L	T	Pct.
N.Y. Jets	11	3	0	.786
Houston	7	7	0	.500
Miami	5	8	1	.385
Boston	4	10	0	.286
Buffalo	1	12	1	.077

AFL Western Divisional Playoffs

Oakland 41, Kansas City 6

AFL Championship

N.Y. Jets 27, Oakland 23

NFL Championship

Baltimore 34, Cleveland 0

Super Bowl III

N.Y. Jets 16, Baltimore 7

NATIONAL
FOOTBALL LEAGUE

Western Conference

	W	L	T	Pct.
Coastal Division	W	L	T	Pct.
Baltimore	13	10	929	
Los Angeles	10	31	769	
San Francisco	7	61	538	
Atlanta	2120	143		

Central Division

	W	L	T	Pct.
Minnesota	8	60	571	
Chicago	7	70	500	
Green Bay	6	71	462	
Detroit	4	82	333	

Eastern Conference

Capitol Division

	W	L	T	Pct.
Dallas	12	20	857	
N.Y. Giants	7	70	500	
Washington	5	90	357	
Philadelphia	2120	143		

Century Division

	W	L	T	Pct.
Cleveland	10	40	714	
St. Louis	9	41	692	
New Orleans	4	91	308	
Pittsburgh	2111	154		

1967

KANSAS CITY CHIEFS



9-5 • 2ND AFL WEST • HANK STRAM

Preseason (4-1)

8/5	W	24-9	at Houston	36,362
8/12	W	30-17	N.Y. Jets (Birmingham, AL) 53,109	
8/19	W	48-0	Oakland (Portland, OR) 13,352	
8/23	W	66-24	CHICAGO	33,041
9/1	L	24-44	at L.A. Rams	73,990

Regular Season (9-5)

9/9	W	25-20	at Houston (Sat) (N)	28,003
9/24	W	24-0	at Miami	36,272
10/1	L	21-23	at Oakland	50,268
10/8	W	41-0	MIAMI	45,291
10/15	L	31-45	at San Diego	43,355
10/22	L	19-24	HOUSTON	46,365
10/29	W	52-9	DENVER	44,002
11/5	W	42-18	N.Y. JETS	46,642
11/12	W	33-10	at Boston	23,010
11/19	L	16-17	SAN DIEGO	46,738
11/23	L	22-44	OAKLAND (Thur) (Thnks).44,020	
12/3	W	23-13	BUFFALO	41,948
12/10	W	21-7	at N.Y. Jets	62,891
12/17	W	38-24	at Denver	31,660

TEAM STATISTICS

	CHIEFS	OPP.
TOTAL FIRST DOWNS	251	221
Rushing/Passing/Penalty	116/117/18	73/132/16
TOTAL NET YARDS	4490	3944
Avg. Per Game	320.7	281.7
Total Plays	872	843
Avg. Per Play	5.1	4.7
NET YARDS RUSHING	2018	1408
Avg. Per Game	144.1	100.6
Total Rushes	462	343
Avg. Per Play	4.4	4.1
NET YARDS PASSING	2472	2536
Avg. Per Game	176.6	181.1
Sacked/Yards Lost	32/301	38/354
Gross Yards	2773	2536
Attempts/Completions	382/213	462/229
Pct. of Completions	55.8	49.6
Had Intercepted	19	31
PUNTS/AVERAGE	61/41.3	60/42.3
PUNT RETURNS/YARDS	33/245	31/331
KICKOFF RETURNS/YARDS	53/1245	55/1207
PENALTIES/YARDS	68/680	76/747
FUMBLES/LOST	28/8	27/11
TOUCHDOWNS	49	30
Rushing/Passing	18/26	10/13
Defensive/Kicking Game	4/1	6/1
SAFETIES	1	0

REGULAR STARTERS

OFFENSE

WR Chris Burford
 LT Jim Tyrer
LG Ed Budde
 C Jon Gilliam
 RG Curt Merz
 RT Dave Hill
TE Fred Arbanas
 WR Gloster Richardson
 Otis Taylor
QB Len Dawson
RB Mike Garrett
RB Curtis McClinton
 K Jan Stenerud

DEFENSE

LE Jerry Mays
 LT Andy Rice
 Ed Lothamer
RT Buck Buchanan
 RE Chuck Hurston
LLB Bobby Bell
 MLB Sherrill Headrick
 RLB E.J. Holub
 LCB Emmitt Thomas
 RCB Willie Mitchell
 LS Bobby Hunt
RS Johnny Robinson
 P Jerrel Wilson
 Wayne Walker

ALL-STARS IN BOLD



AMERICAN FOOTBALL LEAGUE

Western Division

	W	L	T	Pct.
Oakland	13	1	0	.929
Kansas City	9	5	0	.643
San Diego	8	5	1	.615
Denver	3	11	0	.214

Eastern Division

	W	L	T	Pct.
Houston	9	4	1	.692
N.Y. Jets	8	5	1	.615
Buffalo	4	10	0	.286
Miami	5	8	1	.385
Boston	3	10	1	.231

AFL Championship
 Oakland 40, Houston 7

NFL Championship
 Green Bay 21, Dallas 17

Super Bowl II
 Green Bay 33, Oakland 14



NATIONAL FOOTBALL LEAGUE

Western Conference

	W	L	T	Pct.
Coastal Division	W	L	T	Pct.
Los Angeles	11	12	917	
Baltimore	11	12	917	
San Francisco	7	70	500	
Atlanta	1121	077		

Central Division

	W	L	T	Pct.
Green Bay	9	41	692	
Chicago	7	61	538	
Detroit	5	72	417	
Minnesota	3	83	273	

Eastern Conference

Capitol Division

	W	L	T	Pct.
Dallas	9	50	643	
Philadelphia	6	71	462	
Washington	5	63	455	
New Orleans	3110	214		

Century Division

	W	L	T	Pct.
Cleveland	9	50	643	
N.Y. Giants	7	70	500	
St. Louis	6	71	462	
Pittsburgh	4	91	308	

INDIVIDUAL STATISTICS

PASSING

	Att.	Cmp.	Yds.	Pct.	TD	Int	LG	Rating
Dawson	357	206	2651	57.7	24	17	71	83.5
Lee	19	6	105	31.6	1	2	29	29.6
Garrett	4	1	17	25.0	1	0	17	84.4
Others	2	0	0	0.0	0	0	0	39.6
CHIEFS TOTAL	382	213	2773	55.8	26	26	71	73.2
Opp. Total	462	229	2536	49.6	13	31	76	47.7

PASS RECEIVING

	No.	Yds.	Avg.	LG	TD
Taylor	59	958	16.2	71	11
Garrett	46	261	5.7	34	1
McClinton	26	219	8.4	25	1
Burford	25	389	15.6	55	3
Arbanas	20	295	14.8	43	5
G. Thomas	13	99	7.6	27	2
Richardson	12	312	26.0	56	2
Coan	5	41	8.2	24	0
Pitts	4	131	32.8	59	1
Carolan	2	26	13.0	23	0
N. Smith	1	42	42.0	42	0
CHIEFS TOTAL	213	2773	13.0	71	26
Opp. Total	229	2536	11.1	76	13

RUSHING

Garrett	236	1087	4.6	58	9
McClinton	97	392	4.0	34	2
Coan	63	275	4.4	38	4
G. Thomas	35	133	3.8	19	1
Dawson	20	68	3.4	24	0
Taylor	5	29	5.8	24	1
Pitts	3	19	6.3	15	1
Wilson	1	10	10.0	10	0
N. Smith	1	8	8.0	8	0
Lee	1	-3	-3.0	-3	0
CHIEFS TOTAL	462	2018	4.5	58	18
Opp. Total	343	1408	4.1	67t	10

TEAM LEADERS

Scoring: Jan Stenerud 108 pts: 45 PATs, 21 FGs
INTs: Fletcher Smith 6-150 yds., 0 TDs
Punting: Jerrel Wilson 41-1739 yds., 42.4 avg., 59 LG
Punt Returns: Noland Smith 26-212 yds., 8.2 avg., 0 TDs
Kickoff Returns: Noland Smith 41-1148 yds., 28.0 avg., 1 TD

1966

KANSAS CITY CHIEFS



11-2-1 • 1ST AFL WEST • HANK STRAM

Preseason (4-0)

8/6	W	32-30	at Denver	17,771
8/12	W	33-0	at Miami	34,277
8/20	W	31-21	San Diego (Anaheim, CA)	36,038
8/27	W	31-20	HOUSTON	25,270

Regular Season (11-2-1)

9/11	W	42-20	at Buffalo	42,023
9/18	W	32-10	at Oakland	50,746
9/25	W	43-24	at Boston	22,641
10/2	L	14-29	BUFFALO	43,885
10/8	W	37-10	DENVER (Sat)?(N)	33,929
10/16	L	13-34	OAKLAND	33,057
10/23	W	56-10	at Denver	26,196
10/30	W	48-23	HOUSTON	31,676
11/6	W	24-14	SAN DIEGO	40,986
11/13	W	34-16	MIAMI	34,063
11/20	T	27-27	BOSTON	41,475
11/27	W	32-24	at N.Y. Jets	60,318
12/11	W	19-18	at Miami	17,881
12/18	W	27-17	at San Diego	28,348

AFL Championship Game

1/1	W	31-7	at Buffalo	42,080
-----	---	------	------------	--------

Super Bowl I

1/15	L	10-35	Green Bay (Los Angeles, CA)	61,946
------	---	-------	-----------------------------	--------

TEAM STATISTICS

	CHIEFS	OPP.
TOTAL FIRST DOWNS	266	222
Rushing/Passing/Penalty	106/140/20	75/125/22
TOTAL NET YARDS	5114	3970
Avg. Per Game	365.3	283.6
Total No. Plays	846	873
Avg. Per Play	6.0	4.6
NET YARDS RUSHING	2274	1356
Avg. Per Game	162.4	96.9
Total Rushes	439	353
Avg. Per Play	5.2	3.8
NET YARDS PASSING	2840	2614
Avg. Per Game	202.9	186.7
Sacked/Yards Lost	30/283	26/262
Gross Yards	3123	2616
Attempts/Completions	377/199	494/226
Pct. of Completions	52.8	45.8
Had Intercepted	15	33
PUNTS/AVERAGE	62/43.8	69/41.3
PUNT RETURNS/YARDS	31/276	36/359
KICKOFF RETURNS/YARDS	54/114	84/2045
PENALTIES/YARDS	61/680	56/592
FUMBLES/LOST	21/16	21/8
TOUCHDOWNS	55	32
Rushing/Passing	19/31	10/18
Defensive/Kicking Game	3/2	2/2
SAFETIES	0	0

SCORE BY PERIODS

	1	2	3	4	Total
CHIEFS TOTAL	158	80	94	116	448
Opp. Total	33	115	50	78	276

REGULAR STARTERS

OFFENSE

WR	Chris Burford
LT	Jim Tyrer
LG	Ed Budde
C	Jon Gilliam
	Wayne Frazier
RG	Curt Merz
RT	Dave Hill
TE	Fred Arbanas
WR	Otis Taylor
QB	Len Dawson
RB	Mike Garrett
RB	Curtis McClinton
K	Mike Mercer
	Tommy Brooker

DEFENSE

LE	Jerry Mays
LT	Andy Rice
	Ed Lothamer
RT	Buck Buchanan
RE	Chuck Hurston
LLB	Bobby Bell
MLB	Sherrill Headrick
RLB	E.J. Holub
LCB	Fred Williamson
RCB	Willie Mitchell
SS	Bobby Hunt
FS	Johnny Robinson
P	Jerrel Wilson

ALL-STARS IN BOLD

INDIVIDUAL STATISTICS

PASSING

	Att.	Cmp.	Yds.	Pct.	TD	Int	LG	Rating
Dawson	284	159	2527	56.0	26	10	89	101.9
Beathard	394	90	578	43.3	4	4	77	61.3
Coan	1	1	18	100.0	1	0	18	158.3
Garrett	1	0	0	0.0	0	0	0	39.6
Taylor	1	0	0	0.0	0	1	0	0.0
CHIEFS TOTAL	377	199	3123	52.8	31	15	89	91.3
Opp. Total	494	226	2616	45.8	18	33	76	46.3

PASS RECEIVING

	No.	Yds.	Avg.	LG	TD
Taylor	58	1297	22.4	89	8
Burford	58	758	13.1	38	8
Arbanas	22	305	13.9	36	4
McClinton	19	285	15.0	68	5
Coan	18	131	7.3	20	2
Garrett	15	175	11.7	36	1
Carolan	7	154	22.0	45	3
Pitts	1	11	11.0	11	0
Wilson	1	7	7.0	7	0
CHIEFS TOTAL	199	3123	14.2	89	31
Opp. Total	226	2614	11.5	76	18

RUSHING

	No.	Yds.	Avg.	LG	TD
Garrett	147	801	5.5	77	6
McClinton	140	540	3.9	49	4
Coan	96	521	5.4	57	7
Dawson	24	167	7.0	18	0
Beathard	20	152	7.6	52	1
G. Thomas	7	53	7.6	28	1
Taylor	2	33	16.5	19	0
Wilson	3	7	2.3	5	0
CHIEFS TOTAL	439	2274	5.2	77	19
Opp. Total	353	1356	3.8	41	10

TEAM LEADERS

Scoring: Mike Mercer	93 pts: 33 PATs, 20 FGs
INTs: Johnny Robinson	10-136 yds., 1 TD
Bobby Hunt	10-113 yds., 0 Tds
Punting: Jerrel Wilson	62-2715 yds., 43.8 avg., 69 LG
Punt Returns: Mike Garrett	17-139 yds., 8.2 avg., 1 TD
Kickoff Returns: Emmitt Thomas	29-673 yds., 23.2 avg., 0 TDs



AMERICAN FOOTBALL LEAGUE

Western Division

	W	L	T	Pct.
Kansas City	11	2	1	.846
Oakland	8	5	1	.615
San Diego	7	6	1	.538
Denver	4	10	0	.286

Eastern Division

	W	L	T	Pct.
Buffalo	9	4	1	.692
Boston	8	4	2	.667
N.Y. Jets	6	6	2	.500
Houston	3	11	0	.214
Miami	3	11	0	.214

AFL Championship

Kansas City 31, Buffalo 7

NFL Championship

Green Bay 34, Dallas 27

Super Bowl I

Green Bay 35, Kansas City 10



NATIONAL FOOTBALL LEAGUE

Western Conference

	W	L	TPct.
Green Bay	12	20	.857
Baltimore	9	50	.643
Los Angeles	8	60	.571
San Francisco	6	62	.500
Chicago	5	72	.417
Detroit	4	91	.308
Minnesota	4	91	.308

Eastern Conference

Eastern Conference

	W	L	TPct.
Dallas	10	31	.769
Cleveland	9	50	.643
Philadelphia	9	50	.643
St. Louis	8	51	.615
Washington	7	70	.500
Pittsburgh	5	81	.385
Atlanta	3	110	.214
N.Y. Giants	1	121	.077

1965

KANSAS CITY CHIEFS



7-5-2 • 3RD AFL WEST • HANK STRAM

Preseason (3-2)

8/7	W	30-24	at Denver	17,077
8/15	L	10-31	SAN DIEGO	13,132
8/22	L	6-23	at Oakland	13,592
8/28	W	18-16	Buffalo (Wichita, KS)	8,630
9/4	W	34-7	BOSTON	15,157

Regular Season (7-5-2)

9/12	L	10-37	at Oakland	18,659
9/18	W	14-10	at N.Y. Jets (Sat) (N)	53,658
9/26	T	10-10	at San Diego	28,126
10/3	W	27-17	BOSTON	26,773
10/10	W	31-23	at Denver	31,001
10/17	L	7-23	BUFFALO	26,941
10/24	L	36-38	at Houston	34,670
10/31	W	14-7	OAKLAND	18,354
11/7	L	10-13	N.Y. JETS	25,523
11/14	W	31-7	SAN DIEGO	21,968
11/21	T	10-10	at Boston	13,056
11/28	W	52-21	HOUSTON	16,459
12/12	L	25-34	at Buffalo	40,298
12/19	W	45-35	DENVER	14,421

REGULAR STARTERS

OFFENSE

WR	Chris Burford
LT	Jim Tyrer
LG	Ed Budde
C	Jon Gilliam
RG	Curt Merz
RT	Dave Hill
TE	Fred Arbanas
WR	Frank Jackson
QB	Len Dawson
RB	Mack Lee Hill
RB	Curtis McClinton
K	Tommy Brooker

DEFENSE

LE	Jerry Mays
LT	Ed Lothamer
RT	Buck Buchanan
RE	Mel Branch
LLB	Bobby Bell
MLB	Sherrill Headrick
RLB	E.J. Holub
LCB	Fred Williamson
RCB	Willie Mitchell
LS	Bobby Hunt
RS	Johnny Robinson
P	Jerrel Wilson

ALL-STARS IN BOLD



AMERICAN FOOTBALL LEAGUE

Western Division

	W	L	T	Pct.
San Diego	9	2	3	.818
Oakland	8	5	1	.615
Kansas City	7	5	2	.583
Denver	4	10	0	.286

Eastern Division

	W	L	T	Pct.
Buffalo	10	3	1	.769
N.Y. Jets	5	8	1	.385
Boston	4	8	2	.333
Houston	4	10	0	.286

NFL Western Conference Playoff

Green Bay 13, Baltimore 10 OT

AFL Championship

Buffalo 23, San Diego 0

NFL Championship

Green Bay 23, Cleveland 12



NATIONAL FOOTBALL LEAGUE

Western Conference

	W	L	TPct.
Green Bay	10	3	.769
Baltimore	10	3	.769
Chicago	9	5	.643
San Francisco	7	6	.538
Minnesota	7	7	.500
Detroit	6	7	.462
Los Angeles	4	10	.286

Eastern Conference

	W	L	TPct.
Cleveland	11	3	.786
Dallas	7	7	.500
N.Y. Giants	7	7	.500
Washington	6	8	.429
Philadelphia	5	9	.357
St. Louis	5	9	.357
Pittsburgh	2	12	.143

TEAM STATISTICS

	CHIEFS	OPP.
FIRST DOWNS	228	200
Rushing/Passing/Penalty	101/119/8	67/112/24
TOTAL NET YARDS	4290	3749
Avg. Per Game	306.4	267.8
Total Plays	833	847
Avg. Per Play	5.2	4.4
NET YARDS RUSHING	1736	1366
Avg. Per Game	124.0	97.6
Total Rushes	417	383
Avg. Per Play	4.2	3.6
NET YARDS PASSING	2554	2457
Avg. Per Game	182.4	175.5
Sacked/Yards Lost	343	299
Gross Yards	2897	2756
Attempts/Completions	409/200	438/203
Pct. of Completions	48.9	46.3
Had Intercepted	20	20
PUNTS/AVERAGE	72/44.6	82/44.3
PUNT RETURNS/YARDS	35/422	29/14.9
KICKOFF RETURNS/YARDS	46/1043	55/1182
PENALTIES/YARDS	70/728	60/623
FUMBLES/LOST	33/21	25/13
TOUCHDOWNS	40	34
Rushing/Passing	15/22	14/18
Defensive/Kicking Game	2/1	0/2
SAFETIES	0	0

SCORE BY PERIODS

	1	2	3	4	Total
CHIEFS TOTAL	90	81	37	114	322
Opp. Total	33	64	76	112	285

INDIVIDUAL STATISTICS

PASSING

	Att.	Cmp.	Yds.	Pct.	TD	Int	LG	Rating
Dawson	305	163	2262	53.4	21	14	67	81.3
Beathard	89	36	632	40.5	1	6	73	41.1
McClinton	15	0	0	0	0	0	0	39.6
CHIEFS TOTAL	395	199	2543	50.4	22	20	73	68.3
Opp. Total	438	203	2457	46.3	18	20	66	58.6

PASS RECEIVING

	No.	Yds.	Avg.	LG	TD
Burford	47	575	12.2	57	6
McClinton	37	590	15.9	69	3
Jackson	28	440	15.7	73	1
Taylor	26	446	17.2	48	5
Arbanas	24	418	17.4	67	4
Hill	21	264	12.6	46	1
Coan	9	85	9.4	23	2
Carolann	6	65	10.8	14	0
Pitts	1	11	11.0	11	0
CHIEFS TOTAL	199	2894	14.5	73	22
Opp. Total	203	2457	12.1	66	18

RUSHING

	No.	Yds.	Avg.	LG	TD
McClinton	175	661	3.8	48	6
Hill	125	627	5.0	66	2
Dawson	43	142	3.3	40	2
Coan	45	137	3.0	21	1
Beathard	25	138	5.5	26	4
Taylor	2	17	8.5	15	0
Jackson	1	26	26.0	26	0
Wilson	2	4	2.0	3	0
CHIEFS TOTAL	418	1752	4.2	66	15
Opp. Total	383	1366	3.6	48	14

TEAM LEADERS

Scoring: Tommy Brooker	76 pts: 37 PATs, 13 FGs
INTs: Fred Williamson	6-89 yds., 0 TDs
Punting: Jerrel Wilson	69-3132 yds., 45.4 avg., 64 LG
Punt Returns: Willie Mitchell	19-242 yds., 12.7 avg., 1 TD
Kickoff Returns: Bert Coan	19-479 yds., 25.2 avg., 0 TDs

1964

KANSAS CITY CHIEFS



7-7 • 2ND AFL WEST • HANK STRAM

Preseason (4-1)

8/9	W	21-14	at Oakland	11,118
8/14	W	24-21	at Buffalo	17,738
8/22	L	14-26	SAN DIEGO	28,653
8/28	W	14-10	Denver (Ft. Worth, TX) ...	19,500
9/3	W	27-17	at Houston	17,450

Regular Season (7-7)

9/13	L	17-34	at Buffalo	30,157
9/27	W	21-9	at Oakland	18,163
10/4	W	28-7	HOUSTON	22,727
10/11	L	27-33	at Denver	16,285
10/18	L	22-35	BUFFALO	20,904
10/23	L	7-24	at Boston (Fri) (N)	27,400
11/1	W	49-39	DENVER	15,053
11/8	W	42-7	OAKLAND	21,023
11/15	L	14-28	SAN DIEGO	19,792
11/22	W	28-19	at Houston	17,782
11/29	L	14-27	at N.Y. Jets	38,135
12/6	L	24-31	BOSTON	13,166
12/13	W	49-6	at San Diego	26,562
12/20	W	24-7	N.Y. JETS	14,316

REGULAR STARTERS

OFFENSE

WR	Chris Burford
LT	Jim Tyrer
LG	Ed Budde
C	Jon Gilliam
RG	Al Reynolds
	Curt Merz
RT	Dave Hill
TE	Fred Arbanas
WR	Frank Jackson
QB	Len Dawson
RB	Mack Lee Hill
	Jack Spikes
RB	Curtis McClinton
K	Tommy Brooker

DEFENSE

LE	Bobby Bell
LT	Jerry Mays
RT	Buck Buchanan
RE	Mel Branch
LLB	E.J. Holub
MLB	Sherrill Headrick
RLB	Walt Corey
LCB	Duane Wood
RCB	Dave Grayson
SS	Bobby Hunt
FS	Johnny Robinson
P	Jerrel Wilson

ALL-STARS IN BOLD

AMERICAN
FOOTBALL LEAGUE

Western Division

	W	L	T	Pct.
San Diego	8	5	1	.615
Kansas City	7	7	0	.500
Oakland	5	7	2	.471
Denver	2	11	1	.154

Eastern Division

	W	L	T	Pct.
Buffalo	12	2	0	.857
Boston	10	3	1	.769
N.Y. Jets	5	8	1	.385
Houston	4	10	0	.286

AFL Championship
Buffalo 20, San Diego 7NFL Championship
Cleveland 27, Baltimore 0NATIONAL
FOOTBALL LEAGUE

Western Conference

	W	L	TPct.
Baltimore	12	20	.857
Green Bay	8	5	.615
Minnesota	8	5	.615
Detroit	7	5	.583

Eastern Conference

	W	L	TPct.
Cleveland	10	31.769	
St. Louis	9	32.750	
Philadelphia	6	80.429	
Washington	6	80.429	
Dallas	5	81.385	
Pittsburgh	5	90.357	
N.Y. Giants	2	102.167	

TEAM STATISTICS

	CHIEFS	OPP.
TOTAL FIRST DOWNS	244	204
Rushing/Passing/Penalty	88/142/14	76/117/11
TOTAL NET YARDS	4710	3935
Avg. Per Game	336.4	281.1
Total Plays	871	856
Avg. Per Play	5.4	4.6
NET YARDS RUSHING	1839	1315
Avg. Per Game	131.4	93.9
Total Rushes	411	387
Avg. Per Play	4.5	3.4
NET YARDS PASSING	2871	2620
Avg. Per Game	205.1	187.1
Sacked/Yards Lost	44/450	28/279
Gross Yards	3321	2899
Attempts/Completions	412/228	443/218
Pct. of Completions	55.3	49.2
Had Intercepted	21	28
PUNTS/AVERAGE	78/42.6	78/40.7
PUNT RETURNS/YARDS	40/377	32/242
KICKOFF RETURNS/YARDS	58/1244	62/1449
PENALTIES/YARDS	56/604	47/460
FUMBLES/LOST	37/19	30/19
TOUCHDOWNS	49	38
Rushing/Passing	14/32	9/25
Defensive/Kicking Game	3/0	4/0
SAFETIES	0	0
SCORE BY PERIODS	1 2 3 4 Total	
CHIEFS TOTAL	60 106 106 94	366
Opp. Total	70 72 84 80	306

INDIVIDUAL STATISTICS

PASSING

	Att.	Cmp.	Yds.	Pct.	TD	Int	LG	Rating
Dawson	354	199	2879	56.2	30	18	72	89.9
E. Wilson	47	25	392	53.2	1	1	55	79.4
Beathard	9	4	50	44.4	1	2	22	59.7
Haynes	1	0	0	0.0	0	0	0	39.6
Spikes	1	0	0	0.0	0	0	0	39.6
CHIEFS TOTAL	412	228	2871	55.3	32	21	72	82.0
Opp. Total	443	218	2620	49.2	25	28	82	65.3

PASS RECEIVING

	No.	Yds.	Avg.	LG	TD
Jackson	62	943	15.2	72	9
Burford	51	675	13.2	55	7
Haynes	38	562	14.8	59	3
Arbanas	34	686	20.2	68	8
M. Hill	19	144	7.6	34	2
McClinton	13	221	17.0	66	2
Spikes	5	17	3.4	6	0
Carolan	3	54	18.0	25	1
Coan	2	8	4.0	4	0
J. Wilson	1	11	11.0	11	0
CHIEFS TOTAL	228	3321	14.5	72	32
Opp. Total	218	2620	12.0	82	25

RUSHING

Haynes	137	713	5.2	80	4
M. Hill	105	567	5.4	71	4
McClinton	72	252	3.5	30	1
Spikes	34	113	3.3	13	0
Dawson	39	95	2.4	18	2
Coan	11	56	5.1	37	2
Beathard	4	43	10.8	41	0
Jackson	2	5	2.5	12	0
E. Wilson	6	5	0.8	8	1
J. Wilson	1	-10	-10.0	-10	0
CHIEFS TOTAL	411	1839	4.5	80	14
Opp. Total	387	1315	3.4	50	9

TEAM LEADERS

Scoring: Tommy Brooker	70 pts: 46 PATs, 8 FGs
INTs: Dave Grayson	7-187 yds., 0 TDs
Bobby Hunt	7-133 yds., 1 TD
Punting: Jerrel Wilson	78-3326 yds., 42.6 avg., 70 LG
Punt Returns: Willie Mitchell	18-167 yds., 9.3 avg., 0 TDs
Kickoff Returns: Dave Grayson	30-679 yds., 22.6 avg., 0 TDs

1963

KANSAS CITY CHIEFS



5-7-2 • 3RD AFL WEST • HANK STRAM

Preseason (3-2)

8/3	L	14-26	at San Diego	25,862
8/9	W	17-13	BUFFALO	5,721
8/17	W	35-21	Oakland (Seattle, WA)	13,500
8/23	W	30-16	DENVER	6,865
8/30	L	17-23	Houston (Wichita, KS)	11,000

Regular Season (5-7-2)

9/7	W	59-7	at Denver (Sat) (N)	21,115
9/22	T	27-27	at Buffalo	33,487
9/29	L	10-24	at San Diego	22,654
10/6	W	28-7	HOUSTON	27,801
10/13	L	26-35	BUFFALO	25,519
10/20	L	17-38	SAN DIEGO	30,107
10/27	L	7-28	at Houston	26,331
11/3	L	7-10	at Oakland	18,919
11/8	L	7-22	OAKLAND (Fri) (N)	24,897
11/17	T	24-24	at Boston	17,270
12/1	L	0-17	at N.Y. Jets	18,824
12/8	W	52-21	DENVER	17,443
12/14	W	35-3	BOSTON (Sat)	12,598
12/22	W	48-0	N.Y. JETS	12,202

REGULAR STARTERS

OFFENSE

WR	Chris Burford
LT	Jim Tyrer
LG	Marvin Terrell
C	Jon Gilliam
RG	Al Reynolds
	Curt Merz
RT	Dave Hill
	Charlie Diamond
TE	Fred Arbanas
WR	Frank Jackson
QB	Len Dawson
RB	Abner Haynes
RB	Curtis McClinton
K	Tommy Brooker

DEFENSE

LE	Bobby Bell
LT	Buck Buchanan
	Paul Rochester
RT	Jerry Mays
RE	Mel Branch
LLB	E.J. Holub
MLB	Sherrill Headrick
RLB	Walt Corey
LCB	Duane Wood
RCB	Dave Grayson
LS	Bobby Hunt
RS	Johnny Robinson
P	Jerrel Wilson

ALL-STARS IN BOLD

AMERICAN
FOOTBALL LEAGUE

Western Division

	W	L	T	Pct.
San Diego	11	3	0	.786
Oakland	10	4	0	.714
Kansas City	5	7	2	.471
Denver	2	11	1	.154

Eastern Division

	W	L	T	Pct.
Boston	7	6	1	.583
Buffalo	7	6	1	.583
Houston	6	8	0	.429
N.Y. Jets	5	8	1	.385

AFL Eastern Division Playoffs
Boston 26, Buffalo 8

AFL Championship

San Diego 51, Boston 10

NFL Championship

Chicago 14, N.Y. Giants 10

NATIONAL
FOOTBALL LEAGUE

Western Conference

	W	L	T	Pct.
Chicago	11	12	917	
Green Bay	11	21	846	
Baltimore	8	60	571	
Detroit	5	81	385	
Minnesota	5	81	385	
Los Angeles	5	90	357	
San Francisco	2120	143		

Eastern Conference

	W	L	T	Pct.
N.Y. Giants	11	30	786	
Cleveland	10	40	714	
St. Louis	9	50	643	
Pittsburgh	7	43	636	
Dallas	4100	286		
Washington	3110	214		
Philadelphia	2102	167		

TEAM STATISTICS

	CHIEFS	OPP.
TOTAL FIRST DOWNS	250	228
Rushing/Passing/Penalty	94/141/15	83/130/15
TOTAL NET YARDS	4348	4187
Avg. Per Game	310.6	299.1
Total Plays	872	856
Avg. Per Play	5.0	4.9
NET YARDS RUSHING	1697	1558
Avg. Per Game	121.2	111.3
Total Rushes	400	397
Avg. Per Play	4.2	3.9
NET YARDS PASSING	2651	2629
Avg. Per Game	189.4	187.8
Sacked/Yards Lost	34/332	35/300
Gross Yards	2983	2629
Attempts/Completions	439/231	428/218
Pct. of Completions	52.6	50.9
Had Intercepted	22	26
PUNTS/AVERAGE	62/43.1	70/40.2
PUNT RETURNS/YARDS	26/259	32/345
KICKOFF RETURNS/YARDS	47/1166	55/1322
PENALTIES/YARDS	52/605	47/411
FUMBLES /LOST	27/16	29/19
TOUCHDOWNS	46	33
Rushing/Passing	12/30	12/18
Defensive/Kicking Game	2/2	2/1
SAFETIES	1	2
SCORE BY PERIODS	1 2 3 4 Total	
CHIEFS TOTAL	79 72 109 87	347
Opp. Total	29 107 51 76	263

INDIVIDUAL STATISTICS

PASSING

	Att.	Cmp.	Yds.	Pct.	TD	Int	LG	Rating
Dawson	352	190	2389	54.0	26	19	82	77.6
E. Wilson	82	39	537	47.6	3	2	48	71.4
McClinton	2	1	33	50.0	1	0	33	135.4
Haynes	2	1	24	50.0	0	0	24	93.8
Spikes	1	0	0	0.0	0	1	0	0.0
CHIEFS TOTAL	439	231	2651	52.6	30	22	82	72.9
Opp. Total	428	218	2629	50.9	18	26	89	58.7

PASS RECEIVING

	No.	Yds.	Avg.	LG	TD
Burford	68	824	12.1	69	9
Jackson	50	785	15.7	82	8
Arbanas	34	373	11.0	40	6
Haynes	33	470	14.2	73	2
McClinton	27	301	11.1	46	3
Spikes	11	125	11.4	30	1
Coan	2	35	17.5	31	0
Brooker	2	32	16.0	16	0
J. Wilson	2	21	10.5	15	0
D. Johnson	2	17	8.5	11	1
CHIEFS TOTAL	231	2983	12.9	82	30
Opp. Total	218	2629	12.1	89	18

RUSHING

	No.	Yds.	Avg.	LG	TD
McClinton	142	568	4.0	36	3
Haynes	99	352	3.6	46	4
Dawson	37	272	7.4	43	2
Spikes	84	257	3.1	15	2
Coan	17	100	5.9	51	0
Jackson	3	52	17.3	25	1
E. Wilson	8	45	5.6	21	0
J. Wilson	9	41	4.6	12	0
Burford	1	10	10.0	10	0
CHIEFS TOTAL	400	1697	4.2	51	12
Opp. Total	397	1558	3.9	76t	12

TEAM LEADERS

Scoring: Chris Burford	56 pts: 9 TDs, 1 PAT(2 pt)
INTs: Bobby Hunt	6-228 yds., 0?TDs
Punting: Jerrel Wilson	61-2628 yds., 43.1 avg., 72 LG
Punt Returns: Frank Jackson	11-95 yds., 8.6 avg., 0 TDs
Kickoff Returns: Dave Grayson	20-564 yds., 28.2 avg., 1 TD

1962

DALLAS TEXANS



11-3 • 1ST AFL WEST • HANK STRAM

Preseason (2-3)

8/4	W	13-3	Oakland (Lithonia, GA)	8,000
8/11	L	0-17	at San Diego	28,555
8/18	W	22-6	Oakland (Midland, TX) ...	10,000
8/24	L	24-27 OT	Denver (Ft. Worth, TX) ...	18,000
8/31	L	31-34	Houston (Miami, FL)	27,530

Regular Season (11-3)

9/8	W	42-28	BOSTON (Sat) (N)	32,000
9/23	W	26-16	at Oakland	12,500
9/30	W	41-21	BUFFALO	25,500
10/7	L	28-32	at San Diego	23,092
10/12	W	27-7	at Boston (Fri) (N)	23,874
10/21	W	20-17	N.Y. TITANS	17,814
10/28	W	31-7	at Houston	31,750
11/4	L	6-14	HOUSTON	29,017
11/11	W	52-31	at N.Y. Titans	13,275
11/18	W	24-3	at Denver	23,523
11/25	W	35-7	OAKLAND	13,557
12/2	L	14-23	at Buffalo	35,261
12/9	W	17-10	DENVER	19,137
12/16	W	26-17	SAN DIEGO	18,384

AFL Championship Game

12/23	W	20-17	20at Houston	37,981
-------	---	-------	--------------------	--------

TEAM STATISTICS

	CHIEFS	OPP.
TOTAL FIRST DOWNS	259	239
Rushing/Passing/Penalty	119/125/15	76/143/20
TOTAL NET YARDS	4862	3951
Avg. Per Game	347.3	282.2
Total Plays	840	848
Avg. Per Play	5.8	4.7
NET YARDS RUSHING	2407	1250
Avg. Per Game	171.9	89.3
Total Rushes	479	351
Avg. Per Play	5.0	3.6
NET YARDS PASSING	2455	2701
Avg. Per Game	175.4	192.9
Sacked/Yards Lost	37/369	27/252
Gross Yards	2824	2953
Attempts/Completions	322/195	469/239
Pct. of Completions	60.6	51.0
Had Intercepted	17	32
PUNTS/AVERAGE	54/36.1	55/41.1
PUNT RETURNS/YARDS	27/236	26/219
KICKOFF RETURNS/YARDS	37/955	72/1592
PENALTIES/YARDS	66/644	74/650
FUMBLES/LOST	26/14	32/17
TOUCHDOWNS	50	29
Rushing/Passing	21/29	14/13
Defensive/Kicking Game	0/0	1/1
SAFETIES	0	0

REGULAR STARTERS

OFFENSE

WR	Chris Burford
LT	Jim Tyrer
LG	Marvin Terrell
C	Jon Gilliam
RG	Al Reynolds
RT	Charlie Diamond
TE	Fred Arbanas
WR	Frank Jackson
QB	Len Dawson
RB	Abner Haynes
RB	Curtis McClinton
K	Tommy Brooker

DEFENSE

LE	Curt Merz
LT	Paul Rochester
RT	Jerry Mays
RE	Mel Branch
LLB	E.J. Holub
MLB	Sherrill Headrick
RLB	Walt Corey
LCB	Duane Wood
RCB	Dave Grayson
LS	Bobby Hunt
RS	Johnny Robinson
P	Eddie Wilson

ALL-STARs IN BOLD

SCORE BY PERIODS

	1	2	3	4	Total
TEXANS TOTAL	103	96	61	129	389
Opp. Total	45	72	59	57	233

INDIVIDUAL STATISTICS

PASSING

	Att.	Cmp.	Yds.	Pct.	TD	Int	LG	Rating
Dawson	310	189	2759	61.0	29	17	92	98.4
Wilson	11	6	65	54.5	0	0	22	72.1
Haynes	1	0	0	0.0	0	0	0	39.6
TEXANS TOTAL	322	195	2455	60.6	29	17	92	92.3
Opp. Total	469	239	2701	51.0	13	32	62	49.6

PASS RECEIVING

	No.	Yds.	Avg.	LG	TD
Burford	45	645	14.4	49	12
Haynes	39	573	14.7	78	6
Arbanas	29	469	16.2	47	6
McClinton	29	333	11.5	24	0
Miller	23	277	12.0	39	0
Jackson	10	177	17.7	62	1
Spikes	10	132	13.2	35	1
Saxton	5	64	12.8	33	0
Brooker	4	138	34.5	92	3
Robinson	1	16	16.0	16	0
TEXANS TOTAL	195	2824	14.5	92	29
Opp. Total	239	2701	11.3	62	13

RUSHING

	No.	Yds.	Avg.	LG	TD
Haynes	221	1049	4.8	71	13
McClinton	111	604	5.4	69	2
Dawson	38	252	6.6	22	3
Jackson	47	251	5.3	35	3
Spikes	57	232	4.1	17	0
Burford	1	13	13.0	13	0
Wilson	1	5	5.0	5	0
Saxton	3	1	0.3	9	0
TEXANS TOTAL	479	2407	5.0	71	21
Opp. Total	351	1250	3.6	49	16

TEAM LEADERS

Scoring: Abner Haynes	114 pts: 19 TDs, 0 PATs
INTs: Bobby Hunt	8-101 yds., 0 TDs
Punting: Eddie Wilson	47-1691 yds., 36.0 avg., 52 LG
Punt Returns: Frank Jackson	11-117 yds., 10.6 avg., 0 TDs
Kickoff Returns: Dave Grayson	18-535 yds., 29.7 avg., 0 TDs

AMERICAN
FOOTBALL LEAGUE

Western Division

	W	L	T	Pct.
Dallas	11	3	0	.786
Denver	7	7	0	.500
San Diego	4	10	0	.286
Oakland	1	13	0	.071

Eastern Division

	W	L	T	Pct.
Houston	11	3	0	.786
Boston	9	4	1	.692
Buffalo	7	6	1	.583
N.Y. Titans	5	9	0	.357

AFL Championship

Dallas 20, Houston 17 2 OT

NFL Championship

Green Bay 16, N.Y. Giants 7

NATIONAL
FOOTBALL LEAGUE

Western Conference

	W	L	T	Pct.
Baltimore	12	20	857	
Green Bay	8	51	615	
Minnesota	8	51	615	
Detroit	7	52	583	
Los Angeles	5	72	417	
Chicago	5	90	357	
San Francisco	4	100	286	

Eastern Conference

	W	L	T	Pct.
Cleveland	10	31	769	
St. Louis	9	32	750	
Philadelphia	6	80	429	
Washington	6	80	429	
Dallas	5	81	385	
Pittsburgh	5	90	357	
N.Y. Giants	2	102	167	

1961

DALLAS TEXANS



6-8 • 2ND AFL WEST • HANK STRAM

Preseason (4-1)

8/5	W	39-28	N.Y. Titans (Cobb Stadium, Dallas)	20,500
8/12	W	31-13	Denver (Midland, TX)	10,000
8/18	W	35-26	at Buffalo	33,376
8/25	W	29-27	Denver (Ft. Worth, TX) ...	20,000
9/3	L	10-31	at San Diego	15,232

Regular Season (6-8)

9/10	L	10-26	SAN DIEGO	24,500
9/24	W	42-35	at Oakland	6,700
10/1	W	26-21	HOUSTON	28,000
10/8	W	19-12	at Denver	14,500
10/15	L	24-27	at Buffalo	20,678
10/22	L	7-38	at Houston	23,228
10/29	L	17-18	BOSTON	20,500
11/3	L	21-28	at Boston (Fri) (N)	25,063
11/12	L	20-30	BUFFALO	15,000
11/19	L	14-24	at San Diego	33,788
11/26	W	43-11	OAKLAND	14,500
12/3	L	7-28	at N.Y. Titans	14,117
12/10	W	49-21	DENVER	8,000
12/17	W	35-24	N.Y. TITANS	12,500

REGULAR STARTERS

OFFENSE

WR	Chris Burford
LT	Charlie Diamond
LG	Sid Fournet
C	Jim Barton
RG	Bill Krisher
RT	Jerry Cornelison
TE	Max Boydstrum
QB	Cotton Davidson
LHB	Abner Haynes
FB	Jack Spikes
RHB	Johnny Robinson
K	Jack Spikes

DEFENSE

LE	Paul Miller
LT	Paul Rochester
RT	Ray Collins
RE	Mel Branch
LLB	E.J. Holub
MLB	Sherrill Headrick
RLB	Smokey Stover
LCB	Walt Corey
RCB	David Webster
LS	Don Flynn
RS	Jimmy Harris
P	Cotton Davidson

ALL-STARs IN BOLD



AMERICAN FOOTBALL LEAGUE

Western Division

	W	L	T	Pct.
San Diego	12	2	0	.857
Dallas	6	8	0	.429
Denver	3	11	0	.214
Oakland	2	12	0	.143

Eastern Division

	W	L	T	Pct.
Houston	10	3	1	.769
Boston	9	4	1	.692
N.Y. Titans	7	7	0	.500
Buffalo	6	8	0	.429

AFL Championship
Houston 10, San Diego 3NFL Championship
Green Bay 37, N.Y. Giants 0

NATIONAL FOOTBALL LEAGUE

Western Conference

	W	L	T	Pct.
Green Bay	11	3	0	.786
Detroit	8	5	1	.615
Baltimore	8	6	0	.571
Chicago	8	6	0	.571

San Francisco

San Francisco	7	6	1	.538
Los Angeles	4	10	0	.286
Minnesota	3	11	0	.214

Eastern Conference

	W	L	T	Pct.
N.Y. Giants	10	3	1	.769
Philadelphia	10	4	0	.714
Cleveland	8	5	1	.615

St. Louis	7	7	0	.500
Pittsburgh	6	8	0	.429
Dallas	4	9	1	.308
Washington	1	12	1	.077

TEAM STATISTICS

	CHIEFS	OPP.			
TOTAL FIRST DOWNS	247	248			
Rushing/Passing/Penalty	112/122/13	89/139/20			
TOTAL NET YARDS	4759	4302			
Avg. Per Game	339.9	307.3			
Total Plays	862	884			
Avg. Per Play	5.5	4.9			
NET YARDS RUSHING	2183	1525			
Avg. Per Game	155.9	108.9			
Total Rushes	439	410			
Avg. Per Play	5.0	3.7			
NET YARDS PASSING	2576	3077			
Avg. Per Game	184.0	219.8			
Sacked/Yards Lost	24/239	34/300			
Gross Yards	2815	3377			
Attempts/Completions	399/177	439/219			
Pct. of Completions	44.4	49.9			
Had Intercepted	27	25			
PUNTS/AVERAGE	62/40.0	63/41.7			
PUNT RETURNS/YARDS	26/219	17/176			
KICKOFF RETURNS/YARDS	53/1465	65/1249			
PENALTIES/YARDS	89/875	62/619			
FUMBLES/LOST	32/18	31/18			
TOUCHDOWNS	45	44			
Rushing/Passing	23/18	18/21			
Defensive/Kicking Game	1/1	2/3			
SAFETIES	0	0			
SCORE BY PERIODS	1	2	3	4	Total
TEXANS TOTAL	77	87	87	83	334
Opp. Total	36	127	41	139	343

INDIVIDUAL STATISTICS

PASSING

	Att.	Cmp.	Yds.	Pct.	TD	Int	LG	Rating
Davidson	330	151	2445	45.8	17	23	71	59.3
Duncan	67	25	361	37.3	1	3	47	41.9
Jackson	2	1	9	50.0	0	1	9	22.9
TEXANS	...	177	2576	44.4	18	27	71	52.7
TOTALS	399							
Opp. Total	439	219	2777	49.9	20	25	80	61.6

PASS RECEIVING

	No.	Yds.	Avg.	LG	TD
Burford	51	850	16.7	54	5
Robinson	35	601	17.2	71	5
Haynes	34	558	16.4	69	3
Dickinson	14	209	14.9	48	2
Jackson	13	171	13.2	52	2
Boydston	12	167	13.9	24	1
Spikes	8	136	17.0	46	0
Romeo	7	89	12.7	20	0
Pricer	2	21	10.5	11	0
Barnes	1	13	13.0	13	0
TEXANS TOTALS	177	2815	14.6	71	18
Opp. Total	219	2777	12.7	80	20

RUSHING

	No.	Yds.	Avg.	LG	TD
Haynes	179	841	4.7	59	9
Jackson	65	386	5.9	49	3
Spikes	39	334	8.6	74	5
Dickinson	71	263	3.7	65	3
Robinson	52	200	3.9	45	2
Davidson	21	123	5.9	40	1
Duncan	5	42	8.5	19	0
Pricer	5	13	2.6	5	0
Gilliam	1	-6	-6.0	-6	0
Burford	1	-13	-13.0	-13	0
TEXANS TOTALS	439	2183	4.9	74	23
Opp. Total	410	1525	3.7	87t	18

TEAM LEADERS

Scoring: Jack Spikes	54 pts: 5 TDs, 10 PATs, 4 FGs
INTs: David Webster	5-50 yds., 0 TDs
Punting: Cotton Davidson	61-2479 yds., 40.6 avg., 62 LG
Punt Returns: Abner Haynes	19-196 yds., 10.3 avg., 0 TDs
Kickoff Returns: Dave Grayson	16-453 yds., 28.3 avg., 0 TDs

1960

DALLAS TEXANS



8-6 • 2ND AFL WEST • HANK STRAM

Preseason (6-0)

7/31	W	20-13	at Oakland	13,000
8/6	W	27-10	Houston (Tulsa, OK)	12,000
8/14	W	24-14	at Boston	11,000
8/20	W	38-14	N.Y. Titans (Abilene, TX)	8,000
8/27	W	48-0	Denver (Little Rock, AR)	5,500
9/2	W	24-3	HOUSTON	51,000

Regular Season (8-6)

9/10	L	20-21	at L.A. Chargers (Sat) (N)	17,724
9/16	W	34-16	at Oakland (Fri) (N)	8,021
9/25	W	17-0	L.A. CHARGERS	42,000
10/2	L	35-37	N.Y. TITANS	37,500
10/9	L	19-20	OAKLAND	21,000
10/16	L	10-20	at Houston	19,026
10/30	W	17-14	at Denver	13,102
11/6	W	45-28	at Buffalo	19,610
11/13	W	34-7	DENVER	21,000
11/18	L	14-42	at Boston (Fri) (N)	14,721
11/24	L	35-41	at N.Y. Titans (Thur)(Thnks)14,344	
12/4	W	24-0	HOUSTON	20,000
12/11	W	34-0	BOSTON	12,000
12/18	W	24-7	BUFFALO	18,000

REGULAR STARTERS

OFFENSE

WR	Chris Burford	LE	Paul Miller
LT	Charlie Diamond	LT	Walter (Buffalo) Napier
LG	Sid Fournet	RT	Ray Collins
C	Jim Barton	RE	Mel Branch
RG	Bill Krisher	LLB	Ted Greene
RT	Jerry Cornelison	MLB	Sherrill Headrick
TE	Bob Bryant	RLB	Smokey Stover
	Max Boydstrum		Walt Corey
QB	Cotton Davidson	LCB	Duane Wood
LHB	Abner Haynes	RCB	David Webster
FB	Jack Spikes	LS	Don Flynn
RHB	Johnny Robinson	RS	Jimmy Harris
K	Jack Spikes	P	Cotton Davidson

ALL-AFL IN BOLD*

*As selected by The Sporting News. No AFL All-Star game was played following the league's initial season in 1960.

AMERICAN
FOOTBALL LEAGUE

Western Division

	W	L	T	Pct.
L.A. Chargers	10	4	0	.714
Dallas	8	6	0	.571
Oakland	6	8	0	.429
Denver	4	9	1	.308

Eastern Division

	W	L	T	Pct.
Houston	10	4	0	.714
N.Y. Titans	7	7	0	.500
Buffalo	5	8	1	.385
Boston	5	9	0	.357

AFL Championship

Houston 24, L.A. Chargers 16

NFL Championship

Philadelphia 17, Green Bay 13

NATIONAL
FOOTBALL LEAGUE

Western Conference

	W	L	TPct.
Green Bay	8	40	.667
Detroit	7	50	.583
San Francisco	7	50	.583
Baltimore	6	60	.500

Eastern Conference

L.A. Rams	4	71.364
Dallas	0	111.000
Eastern Conference		
	W	L TPct.
Philadelphia	10	20.833
Cleveland	8	31.727
N.Y. Giants	6	42.600
St. Louis	6	51.545
Pittsburgh	5	61.455
Washington	1	92.100

TEAM STATISTICS

	CHIEFS	OPP.
TOTAL FIRST DOWNS	272	253
Rushing/Passing/Penalty	119/136/17	76/147/30
TOTAL NET YARDS	4645	3982
Avg. Per Game	331.8	284.4
Total Plays	918	924
Avg. Per Play	5.1	4.3
NET YARDS RUSHING	1814	980
Avg. Per Game	129.6	70.0
Total Rushes	483	421
Avg. Per Play	3.8	2.3
*NET YARDS PASSING	2634	2644
Avg. Per Game	188.1	188.9
Yards Lost Att. to Pass	197	358
Gross Yards	2831	3002
Attempts/Completions	435/209	503/261
Pct. of Completions	48.0	51.9
Had Intercepted	19	32
PUNTS/AVERAGE	61/39.3	79/36.9
PUNT RETURNS/YARDS	33/496	27/151
KICKOFF RETURNS/YARDS	41/845	55/1330
PENALTIES/YARDS	80/743	59/569
FUMBLES/LOST	30/18	34/16
TOUCHDOWNS	46	35
Rushing/Passing	24/16	14/19
Defensive/Kicking Game	5/1	1/1
SAFETIES	0	0

SCORE BY PERIODS

	1	2	3	4	Total
TEXANS TOTAL	61	106	68	127	362
Opp. Total	69	68	59	57	253

*Reflects yards lost attempting to pass.

INDIVIDUAL STATISTICS

PASSING

	Att.	Cmp.	Yds.	Pct.	TD	Int	LG	Rating
Davidson	379	179	2474	47.2	15	16	74	64.5
Enis	54	30	357	55.6	1	2	39	66.9
Haynes	1	0	0	0.0	0	0	0	39.6
Robinson	1	0	0	0.0	0	1	0	0.0

TEXANS	...	209	2831	48.0	16	19	74	63.2
TOTALS435								
Opp. Total	406	209	2703	51.5	11	27	46	83.8

PASS RECEIVING

	No.	Yds.	Avg.	LG	TD
Haynes	55	576	10.5	34	3
Burford	46	789	17.2	57	5
Robinson	41	611	14.9	74	4
Boydston	29	357	12.3	25	3
Spikes	11	158	14.4	25	0
Johnson	10	174	17.4	36	1
Bernet	4	49	12.3	15	0
Dickinson	3	38	12.7	21	0
Davidson	1	-1	-1.0	-1	0
TEXANS TOTALS	209	2831	13.5	74	16
Opp. Total	261	3002	11.5	46	19

RUSHING

	No.	Yds.	Avg.	LG	TD
Haynes	156	875	5.6	67	9
Robinson	98	458	4.7	49	4
Spikes	115	457	4.0	36	5
Dickinson	35	143	4.1	31	1
Johnson	23	43	1.9	8	1
*Enis	12	-12	-1.0	11	3
*Davidson	31	-122	-3.9	7	1
Others	13	-28	-2.2	—	0
TEXANS TOTALS	483	1814	3.8	67	24
Opp. Total	421	980	2.3	33	14

*Yards lost attempting to pass (sack yards) were counted as negative rushing yards during the AFL's inaugural season.

TEAM LEADERS

Scoring: Jack Spikes	104 pts: 5 TDs, 35 PATs, 13 FGs
INTs: David Webster	6-156 yds., 2 TDs
Punting: Cotton Davidson	58-2287 yds., 39.4 avg., 62 LG
Punt Returns: Abner Haynes	14-215 yds., 15.4 avg., 0 TDs
Kickoff Returns: Abner Haynes	19-434 yds., 22.8 avg., 0 TDs

All-Time Attendance



HOME ATTENDANCE

Year	Preseason	Reg. Season	Total
1960	51,000	171,500	222,500
1961	20,500	123,000	143,500
1962	(none)	155,409	155,409
1963	12,856	150,567	163,423
1964	28,653	126,881	155,534
1965	28,289	150,449	178,738
1966	25,270	259,071	284,341
1967	33,041	315,006	348,047
1968	91,231	338,911	430,142
1969	75,300	345,519	420,819
1970	38,341	354,481	392,822
1971	111,796	351,705	463,501
1972	312,428	509,291	821,719
1973	282,747	459,519	742,266
1974	167,384	413,714	581,098
1975	148,068	424,265	572,333
1976	120,281	378,011	498,292
1977	121,931	357,393	479,324
1978	81,976	342,863	424,839
1979	76,792	451,583	528,375
1980	77,934	410,486	488,420
1981	83,649	506,634	590,283
1982	82,205	123,042	205,247
1983	66,955	379,794	446,749
1984	67,304	396,051	463,355
1985	73,780	360,158	433,938
1986	69,978	385,335	455,313
1987	83,051	282,018	365,069
1988	68,830	406,249	475,079
1989	77,925	487,056	564,981
1990	83,254	560,193	643,447
1991	113,358	598,094	711,452
1992	137,038	581,924	718,962
1993	146,580	606,222	752,802
1994	145,846	613,870*	759,716
1995	147,036	625,936*	772,972
1996	151,499	610,617*	762,116
1997	149,698	610,192*	759,890
1998	140,580	589,038**	729,618
1999	151,444	629,545**	780,989
2000	151,802	631,365	783,167
2001	153,348	617,488	770,836
2002	146,916	625,503	772,419
2003	149,464	627,840	777,304
2004	151,514	623,008	774,522
2005	150,331	623,325	773,656
2006	145,197	623,275	768,472
2007	142,500	614,217	756,717
2008	135,889	592,622	728,511
2009	131,334	540,114	671,448
2010	128,652	541,380	670,032
2011	135,374	576,659	712,033
2012	128,082	548,070	676,152
2013	129,487	602,877	732,364
2014	144,393	599,743	744,136
2015	141,728	602,228^	743,956

TOTALS 6,211,839 25,531,306 31,743,145

HOME PLAYOFF GAMES: 1971 - Miami (50,374);
 1991 - L.A. Raiders (75,827); 1993 - Pittsburgh (74,515);
 1995 - Indianapolis (77,594); 1997 - Denver (76,965);
 2003 - Indianapolis (79,159); 2010 - Baltimore (72,190).
 TOTAL HOME PLAYOFF ATTENDANCE: 506,624
 SUPER BOWL I ATTENDANCE (Jan. 15, 1967): 61,946
 SUPER BOWL IV ATTENDANCE (Jan. 11, 1970): 80,998
 TOTAL 25-GAME PLAYOFF ATTENDANCE: 1,644,071
 *Led NFL **Led NFL in paid attendance
 Note: Paid attendance became NFL standard in '98.
 ^Includes game at London's Wembley Stadium

ROAD ATTENDANCE

Year	Preseason	Reg. Season	Total
1960	49,500	110,321	159,821
1961	78,608	138,111	216,719
1962	92,085	163,727	255,812
1963	50,362	151,391	201,753
1964	65,806	175,302	241,108
1965	39,299	219,668	258,967
1966	90,175	248,153	338,328
1967	176,813	277,459	454,272
1968	122,233	282,863	405,096
1969	151,825	312,502	464,327
1970	333,210	355,837	689,047
1971	161,265	417,131	578,396
1972	98,976	424,802	523,778
1973	106,954	344,453	451,407
1974	88,716	320,672	409,388
1975	110,785	325,951	436,736
1976	79,098	326,374	405,472
1977	85,572	369,485	455,057
1978	93,496	432,554	526,050
1979	93,572	414,784	508,356
1980	68,687	397,275	465,962
1981	69,384	455,301	524,685
1982	86,511	290,799	377,310
1983	98,973	414,394	513,367
1984	52,944	483,068	536,012
1985	77,616	452,300	529,916
1986	78,250	470,670	548,920
1987	116,326	375,074	491,400
1988	55,730	415,291	471,021
1989	119,871	448,002	567,873
1990	105,722	446,789	552,511
1991	86,391	483,397	569,788
1992	92,454	451,620	544,074
1993	98,567	511,814	610,381
1994	136,499	544,122	680,621
1995	76,971	511,326	588,297
1996	96,239	462,935	559,174
1997	119,147	532,485	651,632
1998	146,670	516,071	662,741
1999	102,937	495,686	598,623
2000	132,283	483,907	616,190
2001	114,086	503,189	617,275
2002	112,147	540,674	652,821
2003	127,591	536,032	663,623
2004	137,633	527,720	665,353
2005	128,905	557,385	686,290
2006	146,332	544,237	690,569
2007	135,025	529,454	664,479
2008	120,940	549,606	670,546
2009	109,398	509,419	618,817
2010	107,112	528,400	635,512
2011	138,245	530,547	668,792
2012	121,271	491,973	613,244
2013	123,932	515,130	639,062
2014	144,094	527,508	671,602
2015	99,929	528,579	628,508

TOTALS 6,053,162 23,373,719 29,426,881

AWAY PLAYOFF GAMES: 1962 - Houston (37,981);
 1966 - Buffalo (42,080); 1968 - Oakland (54,444);
 1969 - N.Y. Jets (62,977); Oakland (54,443);
 1986 - N.Y. Jets (69,307); 1990 - Miami (67,276);
 1991 - Buffalo (80,182); 1992 - San Diego (58,278);
 1993 - Houston (64,011); Buffalo (76,642);
 1994 - Miami (67,487); 2006 - Indianapolis (57,215);
 2013 - Indianapolis (63,551).
 2015 - Houston (71,800); New England (66,829).
 TOTAL AWAY PLAYOFF ATTENDANCE: 994,503

ATTENDANCE RECORDS

LARGEST CROWD - REGULAR SEASON

Home - Chiefs vs. Seattle

October 2, 2000 - 82,893*

Chiefs vs. Oakland

November 5, 1972 - 82,094

Road - Chiefs at Cleveland

October 8, 1972 - 83,819

LARGEST CROWD - POSTSEASON

Chiefs vs. Vikings at New Orleans

January 11, 1970 - 80,998

LARGEST CROWD - PRESEASON

Chiefs vs. Dallas at Arrowhead

September 2, 1972 - 79,592

*Arrowhead?Stadium Attendance: 78,502; Kauffman Stadium?Attendance: 4,391

REGULAR SEASON HOME/ROAD RECORDS

					HOME RECORD									
Year	W	L	T	Pct.	Year	W	L	T	Pct.	Year	W	L	T	Pct.
1960	5	2	0	.714	1979	3	5	0	.375	1998	5	3	0	.625
1961	4	3	0	.571	1980	3	5	0	.375	1999	6	2	0	.750
1962	6	1	0	.857	1981	5	3	0	.625	2000	5	3	0	.625
1963	4	3	0	.571	1982	2	2	0	.500	2001	3	5	0	.375
1964	4	3	0	.571	1983	5	3	0	.625	2002	6	2	0	.750
1965	5	2	0	.714	1984	5	3	0	.625	2003	8	0	0	1.000
1966	4	2	1	.643	1985	5	3	0	.625	2004	4	4	0	.500
1967	4	3	0	.571	1986	6	2	0	.750	2005	7	1	0	.875
1968	6	1	0	.857	1987	3	4	0	.429	2006	6	2	0	.750
1969	6	1	0	.857	1988	4	4	0	.500	2007	2	6	0	.250
1970	4	1	2	.727	1989	5	3	0	.625	2008	1	7	0	.125
1971	7	0	0	1.000	1990	6	2	0	.750	2009	1	7	0	.125
1972	3	4	0	.429	1991	6	2	0	.750	2010	7	1	0	.875
1973	5	1	1	.786	1992	7	1	0	.875	2011	3	5	0	.375
1974	1	6	0	.143	1993	7	1	0	.875	2012	1	7	0	.125
1975	3	4	0	.429	1994	5	3	0	.625	2013	5	3	0	.625
1976	1	6	0	.143	1995	8	0	0	1.000	2014	6	2	0	.750
1977	1	6	0	.143	1996	5	3	0	.625	2015*	6	2	0	.750
1978	3	5	0	.375	1997	8	0	0	.000	*Includes International Series Game				

					ROAD RECORD									
Year	W	L	T	Pct.	Year	W	L	T	Pct.	Year	W	L	T	Pct.
1960	3	4	0	.429	1979	4	4	0	.500	1998	2	6	0	.250
1961	2	5	0	.286	1980	5	3	0	.625	1999	3	5	0	.375
1962	5	2	0	.714	1981	4	4	0	.500	2000	2	6	0	.250
1963	1	4	2	.286	1982	1	4	0	.286	2001	3	5	0	.375
1964	3	4	0	.429	1983	1	7	0	.125	2002	2	6	0	.250
1965	2	3	2	.429	1984	3	5	0	.375	2003	5	3	0	.625
1966	7	0	0	1.000	1985	1	7	0	.125	2004	3	5	0	.375
1967	5	2	0	.714	1986	4	4	0	.500	2005	3	5	0	.375
1968	6	1	0	.857	1987	1	7	0	.125	2006	3	5	0	.375
1969	5	2	0	.714	1988	0	7	1	.063	2007	2	6	0	.250
1970	3	4	0	.429	1989	3	4	1	.438	2008	1	7	0	.125
1971	3	3	1	.500	1990	5	3	0	.625	2009	3	5	0	.375
1972	5	2	0	.714	1991	4	4	0	.500	2010	3	5	0	.375
1973	2	4	1	.357	1992	3	5	0	.375	2011	4	4	0	.500
1974	4	3	0	.571	1993	4	4	0	.500	2012	1	7	0	.125
1975	2	5	0	.286	1994	4	4	0	.500	2013	6	2	0	.750
1976	4	3	0	.571	1995	5	3	0	.625	2014	3	5	0	.375
1977	1	6	0	.143	1996	4	4	0	.500	2015	5	3	0	.625
1978	1	7	0	.125	1997	5	3	0	.625					

56-YEAR TOTALS

	W	L	T	Pct.		W	L	T	Pct.
Home Games	256	165	4	.607	Playoff Games — Home	2	5	0	.286
Road Games	179	240	8	.429	Playoff Games — Road	6	10	0	.375
Regular Season Totals	435	405	12	.518	Super Bowls	1	1	0	.500
Regular and Postseason Totals	444	421	12	.513	Postseason Totals	9	16	0	.360

Regular Season Home/Road Records



HOME RECORD

Year	W	L	T	Pct.
1960	5	2	0	0.714
1961	4	3	0	0.571
1962	6	1	0	0.857
1963	4	3	0	0.571
1964	4	3	0	0.571
1965	5	2	0	0.714
1966	4	2	1	0.643
1967	4	3	0	0.571
1968	6	1	0	0.857
1969	6	1	0	0.857
1970	4	1	2	0.727
1971	7	0	0	1.000
1972	3	4	0	0.429
1973	5	1	1	0.786
1974	1	6	0	0.143
1975	3	4	0	0.429
1976	1	6	0	0.143
1977	1	6	0	0.143
1978	3	5	0	0.375

Year	W	L	T	Pct.
1979	3	5	0	0.375
1980	3	5	0	0.375
1981	5	3	0	0.625
1982	2	2	0	0.500
1983	5	3	0	0.625
1984	5	3	0	0.625
1985	5	3	0	0.625
1986	6	2	0	0.750
1987	3	4	0	0.429
1988	4	4	0	0.500
1989	5	3	0	0.625
1990	6	2	0	0.750
1991	6	2	0	0.750
1992	7	1	0	0.875
1993	7	1	0	0.875
1994	5	3	0	0.625
1995	8	0	0	1.000
1996	5	3	0	0.625
1997	8	0	0	1.000

Year	W	L	T	Pct.
1998	5	3	0	0.625
1999	6	2	0	0.750
2000	5	3	0	0.625
2001	3	5	0	0.375
2002	6	2	0	0.750
2003	8	0	0	1.000
2004	4	4	0	0.500
2005	7	1	0	0.875
2006	6	2	0	0.750
2007	2	6	0	0.250
2008	1	7	0	0.125
2009	1	7	0	0.125
2010	7	1	0	0.875
2011	3	5	0	0.375
2012	1	7	0	0.125
2013	5	3	0	0.625
2014	6	2	0	0.750
2015*	6	2	0	0.750

*Includes International Series Game

ROAD RECORD

Year	W	L	T	Pct.
1960	3	4	0	0.429
1961	2	5	0	0.286
1962	5	2	0	0.714
1963	1	4	2	0.286
1964	3	4	0	0.429
1965	2	3	2	0.429
1966	7	0	0	1.000
1967	5	2	0	0.714
1968	6	1	0	0.857
1969	5	2	0	0.714
1970	3	4	0	0.429
1971	3	3	1	0.500
1972	5	2	0	0.714
1973	2	4	1	0.357
1974	4	3	0	0.571
1975	2	5	0	0.286
1976	4	3	0	0.571
1977	1	6	0	0.143
1978	1	7	0	0.125

Year	W	L	T	Pct.
1979	4	4	0	0.500
1980	5	3	0	0.625
1981	4	4	0	0.500
1982	1	4	0	0.286
1983	1	7	0	0.125
1984	3	5	0	0.375
1985	1	7	0	0.125
1986	4	4	0	0.500
1987	1	7	0	0.125
1988	0	7	1	0.063
1989	3	4	1	0.438
1990	5	3	0	0.625
1991	4	4	0	0.500
1992	3	5	0	0.375
1993	4	4	0	0.500
1994	4	4	0	0.500
1995	5	3	0	0.625
1996	4	4	0	0.500
1997	5	3	0	0.625

Year	W	L	T	Pct.
1998	2	6	0	0.250
1999	3	5	0	0.375
2000	2	6	0	0.250
2001	3	5	0	0.375
2002	2	6	0	0.250
2003	5	3	0	0.625
2004	3	5	0	0.375
2005	3	5	0	0.375
2006	3	5	0	0.375
2007	2	6	0	0.250
2008	1	7	0	0.125
2009	3	5	0	0.375
2010	3	5	0	0.375
2011	4	4	0	0.500
2012	1	7	0	0.125
2013	6	2	0	0.750
2014	3	5	0	0.375
2015	5	3	0	0.625

56-YEAR TOTALS

	W	L	T	Pct.		W	L	T	Pct.
Home Games	256	165	4	0.607	Playoff Games — Home	2	5	0	0.286
Road Games	179	240	8	0.429	Playoff Games — Road	6	10	0	0.375
Regular Season Totals	435	405	12	0.518	Super Bowls	1	1	0	0.500
Regular and Postseason Totals	444	421	12	0.513	Postseason Totals	8	16	0	0.360

Chiefs vs/ AFC West



Year	Den	Oak/L.A.	S.D.	Sea	Home	Road	Total
1970	1-1	0-1-1	1-1	—	2-0-1	0-3	2-3-1
1971	2-0	1-0-1	1-1	—	3-0	1-1-1	4-1-1
1972	2-0	1-1	1-1	—	2-1	2-1	4-2
1973	1-1	1-1	2-0	—	3-0	1-2	4-2
1974	1-1	0-2	1-1	—	0-3	2-1	2-4
1975	1-1	1-1	1-1	—	1-2	1-2	3-3
1976	0-2	0-2	1-1	—	0-3	*2-2	*2-5
1977	0-2	0-2	1-1	0-1	0-4	1-2	1-6
1978	0-2	0-2	1-1	0-2	1-3	0-4	1-7
1979	0-2	2-0	0-2	2-0	2-2	2-2	4-4
1980	2-0	1-1	0-2	1-1	1-3	3-1	4-4
1981	1-1	2-0	0-2	2-0	3-1	2-2	5-3
1982	1-0	0-1	1-0	0-0	1-1	1-0	2-1
1983	1-1	0-2	0-2	1-1	2-2	0-4	2-6
1984	1-1	0-2	2-0	1-1	3-1	1-3	4-4
1985	0-2	1-1	1-1	1-1	3-1	0-4	3-5
1986	1-1	1-1	2-0	1-1	3-1	2-2	5-3
1987	0-2	1-1	1-1	1-1	3-1	0-4	3-5
1988	1-1	0-2	0-2	1-1	2-2	0-4	2-6
1989	0-2	1-1	0-2	2-0	2-2	1-3	3-5
1990	1-1	2-0	2-0	0-2	3-1	2-2	5-3
1991	0-2	2-0	2-0	2-0	3-1	3-1	6-2
1992	1-1	1-1	2-0	2-0	4-0	2-2	6-2
1993	1-1	2-0	2-0	2-0	4-0	3-1	7-1
1994	1-1	2-0	0-2	1-1	2-2	2-2	4-4
1995	2-0	2-0	2-0	2-0	4-0	4-0	8-0
1996	1-1	1-1	0-2	2-0	3-1	1-3	4-4
1997	1-1	2-0	2-0	2-0	4-0	3-1	7-1
1998	0-2	2-0	1-1	1-1	3-1	1-3	4-4
1999	2-0	1-1	1-1	0-2	2-2	2-2	4-4
2000	2-0	0-2	1-1	2-0	3-1	2-2	5-3
2001	1-1	0-2	2-0	1-1	3-1	1-3	4-4
2002	0-2	1-1	1-1	—	2-1	0-3	2-4
2003	1-1	2-0	2-0	—	3-0	2-1	5-1
2004	1-1	2-0	0-2	—	2-1	1-2	3-3
2005	1-1	2-0	1-1	—	3-0	1-2	4-2
2006	1-1	2-0	1-1	—	3-0	1-2	4-2
2007	0-2	1-1	1-1	—	0-3	2-1	2-4
2008	1-1	1-1	0-2	—	1-2	1-2	2-4
2009	1-1	1-1	0-2	—	0-3	2-1	2-4
2010	1-1	0-2	1-1	—	2-1	0-3	2-4
2011	1-1	1-1	1-1	—	1-2	2-1	3-3
2012	0-2	0-2	0-2	—	0-3	0-3	0-6
2013	0-2	2-0	0-2	—	1-2	1-2	2-4
2014	0-2	1-1	2-0	—	2-1	1-2	3-3
2015	1-1	2-0	2-0	—	2-1	3-0	5-1

*Includes a win over Tampa Bay, who was an AFC West member in '76.

NOTE: Chart begins in 1970 when AFC West was formed with AFL-NFL merger. Includes only regular season contests.

Chiefs vs/ NFC



OVERALL RECORD

YEAR	W	L	T	PCT.
1970	0	2	1	.167
1971	2	1	0	.667
1972	2	1	0	.667
1973	1	1	1	.500
1974	1	2	0	.333
1975	2	1	0	.667
1976	1	1	0	.500
1977	1	1	0	.500
1978	0	2	0	.000
1979	0	2	0	.000
1980	2	0	0	1.000
1981	2	2	0	.500
1982	0	3	0	.000
1983	2	2	0	.500
1984	1	1	0	.500
1985	2	2	0	.500
1986	1	1	0	.500
1987	1	2	0	.333
1988	0	2	0	.000
1989	2	0	0	1.000
1990	4	0	0	1.000
1991	2	2	0	.500
1992	2	2	0	.500
1993	2	2	0	.500
1994	3	1	0	.750
1995	3	1	0	.750
1996	4	0	0	1.000
1997	4	0	0	1.000
1998	3	1	0	.750
1999	2	2	0	.500
2000	2	2	0	.500
2001	1	3	0	.250
2002	2	2	0	.500
2003	3	1	0	.750
2004	1	3	0	.250
2005	1	3	0	.250
2006	4	0	0	1.000
2007	1	3	0	.250
2008	0	4	0	.000
2009	1	3	0	.250
2010	4	0	0	1.000
2011	3	1	0	.750
2012	2	2	0	.500
2013	4	0	0	1.000
2014	2	2	0	.500
2015	1	3	0	.250

TOTALS 84 72 2 .538

HOME RECORD

YEAR	W	L	T	PCT.
1970	0	1	1	.250
1971	1	0	0	1.000
1972	0	1	0	.000
1973	1	1	0	.500
1974	0	2	0	.000
1975	1	1	0	.500
1976	0	1	0	.000
1977	1	0	0	1.000
1978	0	1	0	.000
1979	0	1	0	.000
1980	1	0	0	1.000
1981	1	1	0	.500
1982	0	1	0	.000
1983	2	0	0	1.000
1984	1	0	0	1.000
1985	1	1	0	.500
1986	1	0	0	1.000
1987	0	1	0	.000
1988	0	1	0	.000
1989	1	0	0	1.000
1990	2	0	0	1.000
1991	1	1	0	.500
1992	2	0	0	1.000
1993	1	1	0	.500
1994	1	1	0	.500
1995	2	0	0	1.000
1996	2	0	0	1.000
1997	2	0	0	1.000
1998	2	0	0	1.000
1999	2	0	0	1.000
2000	2	0	0	1.000
2001	0	2	0	.000
2002	2	0	0	1.000
2003	2	0	0	1.000
2004	1	1	0	.500
2005	1	1	0	.500
2006	2	0	0	1.000
2007	1	1	0	.500
2008	0	2	0	.000
2009	0	2	0	.000
2010	2	0	0	1.000
2011	2	0	0	1.000
2012	1	1	0	.500
2013	2	0	0	1.000
2014	2	0	0	1.000
2015	1*	1	0	.500

TOTALS 50 28 1 .639

ROAD RECORD

YEAR	W	L	T	PCT.
1970	0	1	0	.000
1971	1	1	0	.500
1972	2	0	0	1.000
1973	0	0	1	.500
1974	1	0	0	1.000
1975	1	0	0	1.000
1976	1	0	0	1.000
1977	0	1	0	.000
1978	0	1	0	.000
1979	0	1	0	.000
1980	1	0	0	1.000
1981	1	1	0	.500
1982	0	2	0	.000
1983	0	2	0	.000
1984	0	1	0	.000
1985	1	1	0	.500
1986	0	1	0	.000
1987	1	1	0	.500
1988	0	1	0	.000
1989	1	0	0	1.000
1990	2	0	0	1.000
1991	1	1	0	.500
1992	0	2	0	.000
1993	1	1	0	.500
1994	2	0	0	1.000
1995	1	1	0	.500
1996	2	0	0	1.000
1997	2	0	0	1.000
1998	1	1	0	.500
1999	0	2	0	.000
2000	0	2	0	.000
2001	1	1	0	.500
2002	0	2	0	.000
2003	1	1	0	.500
2004	0	2	0	.000
2005	0	2	0	.000
2006	2	0	0	1.000
2007	0	2	0	.000
2008	0	2	0	.000
2009	1	1	0	.500
2010	2	0	0	1.000
2011	1	1	0	.500
2012	1	1	0	.500
2013	2	0	0	1.000
2014	0	2	0	.000
2015	0	2	0	.000

TOTALS 34 42 4 1 .437

*Includes game in London



RECORD: 23-18 (.561)



The second-ever regular season telecast of ABC's Monday Night Football featured the defending World Champion Kansas City Chiefs at Baltimore (9/28/70). While Don McCafferty's Colts eventually go on to defeat the Dallas Cowboys in Super Bowl V, the Chiefs would get a convincing 44-24 win in this prime-time showdown. Four of QB Len Dawson's pass attempts on the night went for TDs. The Chiefs forced seven Baltimore turnovers including three interceptions by S Johnny Robinson and two by CB Emmitt Thomas, allowing RB Ed Podolak to grind out the game.

9/28/70	@ Baltimore	W	44-24	10/9/95	SAN DIEGO	W	29-23 (OT)
10/18/71	PITTSBURGH	W	38-16	12/11/95	@ Miami	L	6-13
12/6/71	@ San Francisco	W	26-17	10/7/96	PITTSBURGH	L	7-17
9/25/72	@ New Orleans	W	20-17	12/9/96	@ Oakland	L	7-26
10/29/73	@ Buffalo	L	14-23	9/8/97	@ Oakland	W	28-27
11/12/73	CHICAGO	W	19-7	11/3/97	PITTSBURGH	W	13-10
11/18/74	@ Denver	W	42-34	10/26/98	PITTSBURGH	L	13-20
11/10/75	@ Dallas	W	34-31	11/16/98	DENVER	L	7-30
9/20/76	OAKLAND	L	21-24	10/2/00	SEATTLE	W	24-17
10/3/77	OAKLAND	L	28-37	12/4/00	@ New England	L	24-30
9/12/83	SAN DIEGO	L	14-17	10/20/03	@ Oakland	W	17-10
9/17/90	@ Denver	L	23-24	10/4/04	@ Baltimore	W	27-24
9/16/91	@ Houston	L	7-17	11/22/04	NEW ENGLAND	L	19-27
10/7/91	@ Buffalo	W	33-6	12/13/04	@ Tennessee	W	49-38
10/28/91	L.A. RAIDERS	W	24-21	9/26/05	@ Denver	L	10-30
9/28/92	L.A. RAIDERS	W	27-7	9/13/10	SAN DIEGO	W	21-14
9/20/93	DENVER	W	15-7	10/31/11	SAN DIEGO	W	23-20 (OT)
11/8/93	GREEN BAY	W	23-16	11/21/11	@ New England	L	3-34
10/17/94	@ Denver	W	31-28	11/12/12	@ Pittsburgh	L	13-16 (OT)
12/12/94	@ Miami	L	28-45	9/29/14	NEW ENGLAND	W	41-14
				9/28/15	@ Green Bay	L	28-38

Chiefs in Overtime



Over the past 55 seasons the Chiefs/Texans have played in three playoff overtime games (2-1 record) and 34 regular season overtime affairs (13-19-2 mark). The NFL instituted a 15:00 overtime period for regular season contests in 1974.

Date	Opponent	Flip Winner	Result	Game-Winning Score	Time Elapsed
12/23/62*	@ Houston	Texans#	W 20-17	Brooker, 25-yard FG	17:54
12/25/71+	MIAMI	Chiefs	L 24-27	Yepremian, 37-yard FG	22:40
11/23/75	DETROIT	Lions	W 24-21	Stenerud, 25-yard FG	6:44
10/17/76	@ Miami	Chiefs	W 20-17	Stenerud, 34-yard FG	14:48
9/24/78	DENVER	Broncos	L 17-23	Preston, 1-yard TD run	13:28
11/12/78	@ San Diego	Chiefs	L 23-29	Jefferson, 14-yard pass from Fouts	15:00
11/8/81	CHICAGO	Bears	L 13-16	Roveto, 22-yard FG	13:07
10/23/83	@ Houston	Chiefs	W 13-10	Lowery, 41-yard FG	7:41
11/27/83	@ Seattle	Seahawks	L 48-51	Johnson, 42-yard FG	1:46
12/6/87	@ Cincinnati	Bengals	L 27-30	Breech, 32-yard FG	9:44
10/2/88	@ N.Y. Jets	Chiefs	T 17-17	- -	15:00
11/19/89	@ Cleveland	Browns	T 10-10	- -	15:00
12/8/91	SAN DIEGO	Chiefs	W 20-17	Lowery, 18-yard FG	11:26
9/20/92	@ Houston	Chiefs	L 20-23	Del Greco, 39-yard FG	1:55
1/8/94**	PITTSBURGH	Chiefs	W 27-24	Lowery, 32-yard FG	11:03
12/4/94	DENVER	Broncos	L 17-20	Elam, 34-yard FG	12:12
9/10/95	N.Y. GIANTS	Chiefs	W 20-17	Elliott, 23-yard FG	7:49
9/17/95	OAKLAND	Chiefs	W 23-17	Hasty, 64-yard INT return	4:27
10/9/95	SAN DIEGO	Chargers	W 29-23	Vanover, 86-yard punt return	7:27
9/28/97	SEATTLE	Seahawks	W 20-17	Stoyanovich, 41-yard FG	13:04
1/2/00	OAKLAND	Raiders	L 38-41	Nedney, 33-yard FG	3:13
9/10/00	@ Tennessee	Titans	L 14-17	Del Greco, 36-yard FG	3:54
12/16/01	DENVER	Broncos	W 26-23	Peterson, 32-yard FG	9:04
9/22/02	@ New England	Patriots	L 38-41	Vinatieri, 35-yard FG	4:36
10/20/02	DENVER	Broncos	L 34-37	Elam, 25-yard FG	2:57
10/12/03	@ Green Bay	Chiefs	W 40-34	Kennison, 51-yard pass from Green	6:18
9/17/06	@ Denver	Broncos	L 6-9	Elam, 39-yard FG	5:10
12/3/06	@ Cleveland	Chiefs	L 28-31	Dawson, 33-yard FG	5:38
12/30/07	@ N.Y. Jets	Jets	L 10-13	Nugent, 43-yard FG	5:13
11/2/08	Tampa Bay	Buccaneers	L 27-30	Bryant, 34-yard FG	4:36
10/11/09	DALLAS	Chiefs	L 20-26	Austin, 60-yard pass from Romo	6:38
11/22/09	PITTSBURGH	Steelers	W 27-24	Succop, 22-yard FG	6:32
10/31/10	BUFFALO	Bills	W 13-10	Succop, 35-yard FG	14:55
11/7/10	@ Oakland	Raiders	L 20-23	Janikowski, 33-yard FG	2:53
10/31/11	SAN DIEGO	Chargers	W 23-20	Succop, 30-yard FG	9:44
12/24/11	OAKLAND	Raiders	L 13-16	Janikowski, 36-yard FG	2:13
9/23/12	@ New Orleans	Chiefs	W 27-24	Succop 31-yard FG	8:33
11/12/12	@ Pittsburgh	Chiefs	L 13-16	Suisham 23-yard FG	0:55
12/29/13	@ San Diego	Chargers	L 24-27	Novak 36-yard FG	9:30

HOME TEAM IN ALL CAPS

* 1962 AFL Championship Game

Texans captain Abner Haynes elected to "kick to the clock"

+ 1971 AFC Divisional Playoff Game (longest game in NFL history)

** 1993 AFC Wild Card Playoff Game



RECORD: 27-17 (.614)

THURSDAY: 6-5 (.545)

9/12/85	L.A. RAIDERS	W	36-20
10/17/96	SEATTLE	W	34-16
10/16/97	SAN DIEGO	W	31-3
10/21/99	@ Baltimore	W	35-8
10/25/01	INDIANAPOLIS	L	28-35
11/29/01	PHILADELPHIA	L	10-23
11/23/06	DENVER	W	19-10
11/1/12	@ San Diego	L	13-31
9/19/13	@ Philadelphia	W	26-16
11/20/14	@ Oakland	L	20-24
9/17/15	DENVER	L	24-31

FRIDAY: 3-4 (.429)

9/16/60	@ Oakland	W	34-16
11/18/60	@ Boston	L	14-42
11/3/61	@ Boston	L	21-28
10/12/62	@ Boston	W	27-7
11/8/63	OAKLAND	L	7-22
10/23/64	@ Boston	L	7-24
10/21/05	@ Miami	W	30-20

SATURDAY: 9-1 (.900)

9/10/60	@ L.A. Chargers	L	20-21
9/8/62	BOSTON	W	42-28

9/7/63	@ Denver	W	59-7
12/14/63	BOSTON	W	35-3
9/18/65	@ N.Y. Jets	W	14-10
10/8/66	DENVER	W	37-10
9/9/67	@ Houston	W	25-20
9/28/68	@ Miami	W	48-3
10/5/68	@ Buffalo	W	18-7
12/23/06	@ Oakland	W	20-9

SUNDAY: 9-7 (.563)

10/25/92	PITTSBURGH	L	3-27
11/22/92	@ Seattle	W	24-14
12/26/93	@ Minnesota	L	10-30
9/18/94	@ Atlanta	W	30-10
11/6/94	L.A. RAIDERS	W	13-3
11/19/95	HOUSTON	W	20-13
9/6/98	OAKLAND	W	28-8
10/4/98	SEATTLE	W	17-6
10/26/03	BUFFALO	W	38-5
9/12/04	@ Denver	L	24-34
9/18/05	@ Oakland	W	23-17
11/20/05	@ Houston	W	45-17
12/17/06	@ San Diego	L	9-20
11/27/11	PITTSBURGH	L	9-13
11/17/13	@ Denver	L	17-27
11/30/14	DENVER	L	16-29

GOVERNOR'S CUP SERIES



From the '68 preseason through the 2015 preseason, the Chiefs faced their in-state rivals from St. Louis in 46 "Governor's Cup" contests. From '68-87, Kansas City faced the St. Louis Cardinals every preseason and also met the Cardinals in regular season play four times while that franchise was stationed on Missouri's "Eastern Shore" before it moved to Arizona for the start of the '88 campaign. After the Rams moved to St. Louis in '95, the "Governor's Cup" series was renewed during the '96 preseason. Following the 2015 season, the Rams relocated back to Los Angeles, giving the Chiefs a winning record versus their "Show-Me State" rivals.

St. Louis Cardinals (1968-87)

Overall: 16-7-2
Regular Season: 2-1-1
Preseason: 14-6-1

8/17/68	ST. LOUIS	W	13-10
8/28/69	@ St. Louis	W	31-21
9/12/70	ST. LOUIS	L	24-30
11/22/70*	ST. LOUIS	T	6-6
9/4/71	ST. LOUIS	T	17-17
8/12/72	ST. LOUIS	W	24-14
9/7/73	@ St. Louis	W	16-7
9/6/74	ST. LOUIS	W	21-16
12/1/74*	@ St. Louis	W	17-13
8/9/75	ST. LOUIS	L	3-10
9/3/76	@ St. Louis	L	14-31
9/10/77	ST. LOUIS	W	37-20
8/26/78	ST. LOUIS	L	7-12
8/18/79	ST. LOUIS	W	20-3
8/23/80	@ St. Louis	W	20-10
11/23/80*	@ St. Louis	W	21-13
8/22/81	ST. LOUIS	L	3-16
9/4/82	@ St. Louis	W	10-16
8/20/83	ST. LOUIS	W	17-16
10/2/83	ST. LOUIS	W	38-14
8/10/84	@ St. Louis	L	10-14
8/31/85	ST. LOUIS	W	17-13
8/16/86	@ St. Louis	W	27-26
11/23/86*	@ St. Louis	L	14-23
9/6/87**	ST. LOUIS	W	13-10

St. Louis Rams (1996-2015)

Overall: 12-9
Regular Season: 6-0
Preseason: 6-9

8/17/96	ST. LOUIS	L	30-34
8/22/97	@ St. Louis	L	13-14
10/26/97*	@ St. Louis	W	28-20
8/28/98	@ St. Louis	L	6-10
10/22/00*	ST. LOUIS	W	54-34
8/31/01	@ St. Louis	L	17-21
8/30/02	ST. LOUIS	W	23-16
12/8/02*	ST. LOUIS	W	49-10
8/28/03	@ St. Louis	W	22-6
8/23/04	ST. LOUIS	W	24-7
9/2/05	@ St. Louis	L	23-27
8/26/06	ST. LOUIS	W	16-12
11/5/06*	@ St. Louis	W	31-17
8/30/07	@ St. Louis	L	3-10
8/28/08	ST. LOUIS	W	21-17
9/3/09	@ St. Louis	L	9-17
12/19/10*	@ St. Louis	W	27-13
8/26/11	ST. LOUIS	L	10-14
8/18/12	@ St. Louis	L	17-31
10/26/14*	ST. LOUIS	W	34-7
9/3/15	@ St. Louis	W	24-17

*Denotes regular season game.

**At Memphis, Tennessee.

THANKSGIVING DAY GAMES



Lamar Hunt's longtime efforts to secure a Thanksgiving Day game at Arrowhead Stadium became a reality when the club defeated Denver 19-10 in Arrowhead's first-ever Thanksgiving contest (11/23/06). The holiday match-up between two longtime AFC West rivals marked the NFL Network's first live regular season game broadcast and drew a paid attendance of 79,484, the fifth-largest crowd in Arrowhead history. Kansas City hosted a trio of Thanksgiving Day games at Municipal Stadium, including a 31-17 victory vs. Denver (11/27/69) that included a 53-yard return of an onside kick for a TD by LB Bobby Bell. On Thanksgiving Day at Detroit (11/28/96), Hall of Fame RB Marcus Allen became the NFL's all-time leader in rushing TDs, registering his 111th ground score on a one-yard run to bypass RB Walter Payton's previous record, a mark that was later bypassed by RB Emmitt Smith.

11/24/60				
11/23/67	@	N.Y. Titans	L	35-41
11/28/68		OAKLAND	L	22-44
11/27/69		HOUSTON	W	24-10
11/25/71	@	DENVER	W	31-17
		Detroit	L	21-32

11/26/81	@	Detroit	L	10-27
11/26/87	@	Detroit	W	27-20
11/23/95	@	Dallas	L	12-24
11/28/96	@	Detroit	W	28-24
11/23/06		DENVER (N)	W	19-10

Homes of the Chiefs



ARROWHEAD STADIUM 1972-PRESENT FULLY RENOVATED-2010



Arrowhead Stadium underwent a \$375 million renovation project that was fully completed in 2010. It is part of the Harry S Truman Sports Complex, which also includes 42,000-seat Kauffman Stadium, home of the Kansas City Royals baseball club. Since its dedication on August 12, 1972, for a preseason game vs. the St. Louis Cardinals, 26,724,777 spectators have passed through Arrowhead's turnstiles. After 23 seasons of artificial turf, Arrowhead sported a grass playing surface for the first time in 1994.

Location: 22nd and Brooklyn — Kansas City, Missouri
Preseason Record: 11-3-1 (.767)
Regular Season Record: 44-16-3 (.722)
Postseason Record: 0-1-0 (.000)
All Games: 55-20-4 (.722)
Capacity: 49,002 (1971 - Final Season)
Construction Data: Opened - 1923
 Upper Deck Added - 1954-55

Municipal Stadium served as the Chiefs original home in Kansas City after previously housing two short-lived NFL franchises, the Kansas City Blues (1924) and the Kansas City Cowboys (1925-26). The Chiefs and the Kansas City Athletics baseball club shared the

facility until the A's departed for Oakland following the 1967 season. Kansas City went undefeated (7-0) at home during the 1971 regular season, but the final contest (and only playoff game) in Municipal Stadium's history will live in infamy for Chiefs fans, a devastating double overtime 27-24 playoff loss to the Miami Dolphins on Christmas Day of 1971, a contest which remains the NFL's longest game at 82 minutes, 40 seconds.

Location: One Arrowhead Drive - Kansas City, Missouri
Preseason Record: 54-45-1 (.545)
Regular Season Record: 196-143-1 (.578)
Postseason Record: 2-4-0 (.333)
All Games: 252-192-2 (.567)

Capacity: 76,416 approx. (Present)
 Upper Level - 34,356; Club Level - 7,715.
 Lower Level - 31,587; Suites & Boxes - 2,758.
 50,000 seats between end zones.
Luxury Suites: 126 (Includes 22 field boxes)
Renovation Data: Groundbreaking - August 2007
 Completion - September 2010
 Overall Supervision - Jackson County Sports Authority
 Architect - Populous
 General Contractor - Turner Construction Company


Renovation Costs: \$375,000,000
Original Data: Groundbreaking - July 1968
 Completion - August 1972
 Overall Supervision - Jackson County Sports Authority
 Architect - Kivett and Myers with Charles, Deaton, Design Associate
 General Contractor - Sharp, Kidde, Webb
 Grass Installation - S.W. Franks (General Contractor) July 1994
Original Costs: Dual Stadium Complex - \$53,000,000

Original Additions Paid by Chiefs - \$9,500,000
 Original Additions Paid by Chiefs - \$9,500,000
 (Chiefs paid for 18,000 chair-back seats, computerized scoreboard, concession facilities, team facilities, business suites and office areas.)

MUNICIPAL STADIUM 1963-1971



COTTON BOWL 1960-1962



Location: Texas State Fairgrounds - Dallas, Texas
Preseason Record: 1-0-0 (1.000)
Regular Season Record: 15-6-0 (.714)
Postseason Record: 0-0-0 (.000)
All Games: 16-6-0 (.727)
Capacity: 75,504 (1962 - Final Season)
Construction Data: Opened - 1932
 Upper Deck Added - 1948-49

The Cotton Bowl served as the home of the American Football League's Dallas Texans from 1960-62 before the franchise moved to Kansas City in 1963 and became known as the Chiefs. The Texans shared the stadium with the NFL's expansion Dallas Cowboys. The facility served until 1999 as a home field for SMU, the alma mater of Chiefs Founder Lamar Hunt. The Texans final contest in the Cotton Bowl was a 26-17 win over the San Diego Chargers on December 16, 1962, before a sparse crowd of 18,384 fans. The Texans would win a 20-17 double-overtime thriller the next week at Houston to capture the first of three AFL titles.

THE ARROWHEAD STADIUM STORY

The Kansas City Chiefs and St. Louis Cardinals played the inaugural game at Arrowhead Stadium on Aug. 12, 1972. Since that initial contest, much has changed at the Truman Sports Complex. On April 4, 2006 Jackson County, Mo., taxpayers approved a 3/8 cent sales tax that was expected to raise \$425 million for improvements to the Sports Complex, including \$212.5 million for Arrowhead. The State of Missouri also contributed \$37.5 million. In addition, the Hunt family contributed \$125 million to the project which officially commenced with a groundbreaking ceremony on Aug. 22, 2007. These improvements will maintain Arrowhead's longstanding status as one of the nation's top venues for fans to experience the excitement of NFL and collegiate football.

Fans can enjoy numerous new areas including Founder's Plaza, the Ford Fan Zone, the Chiefs Sports Lab powered by Blue KC, the Chiefs Hall of Honor presented by Time Warner Cable, the Founder's Club, the Scout Investments Club Level and a new team store. Other improvements include an upgraded sound and scoreboard system, a 360-degree video ribbon board, concourses that are doubled in size and an upgraded variety of food and beverage options.

While other venues of a similar vintage have long since been termed obsolete, thanks to the foresight and vision of the leadership of Jackson County, the Hunt family, the Chiefs and the taxpayers who made it a reality, Arrowhead has stood the test of time.

At the time of its dedication in 1972, the legendary founder of the Chicago Bears, George Halas, called Arrowhead "the most revolutionary, futuristic, sports complex I have ever seen." Hal Lebovitz, Sports Editor of the Cleveland Plain Dealer added, "It took courage to sell the citizens of Kansas City on the twin park plan. But they bought it because they want the best."

In the late 1960s, after design and seating capacity concerns caused plans for a single, multi-purpose domed stadium to be scrapped, Kansas City opted to construct two separate stadiums, one for football and one for baseball. Voters approved the Sports Complex bond issue in 1967, which included plans for a revolutionary concept - the world's first rolling stadium roof (pictured below). Construction cost overruns and project delays caused by a lengthy strike eventually forced the roof concept to be put on hold, but Arrowhead was completed in time for the 1972 season.

In 1984, the Jackson County Sports Authority again investigated the feasibility of a dome - this time made of fabric - but that concept too was shelved as being unnecessary and financially impractical.

A decade later, in 1994, under Arrowhead's continued open-air arrangement, a natural playing surface was installed in the facility for the first time, just one of numerous improvements which were made prior to the current renovation. In 1999, all 33,975 seats in the upper level of the stadium were replaced, while all 35,277 lower level seats and all 10,199 club level seats were replaced for the 2000 season.

Undoubtedly one of the finest facilities in the NFL, Arrowhead and the fans who consistently fill it have helped produce a homefield advantage for the Chiefs. It's been more than 40 years since the first plans were being devised for Kansas City's two stadium setup, which is now the norm for professional football and baseball venues across the country.



Original plans for the Truman Sports Complex called for a rolling roof which could cover Arrowhead or its baseball counterpart, Kauffman Stadium - a revolutionary concept at the time.



CHIEFS TOP HOME CROWDS

(Regular Season and Playoffs)

Date	Opponent	ATTEND.
October 2, 2000	Seattle	82,893*
November 5, 1972	Oakland	82,094
September 11, 1994	San Francisco	79,907
September 17, 1972	Miami	79,829
November 23, 2006	Denver	79,484
September 22, 1996	Denver	79,439
October 26, 1998	Pittsburgh	79,431
October 9, 1995	San Diego	79,288
September 8, 1996	Oakland	79,281
November 10, 1996	Green Bay	79,281
October 7, 1996	Pittsburgh	79,189
January 11, 2004	Indianapolis	79,159

All at Arrowhead

*Arrowhead attendance: 78,502;
Kauffman Stadium attendance: 4,391

During the 30th Anniversary season of Arrowhead in 2001, Chiefs Founder Lamar Hunt expressed the organization's thanks to Colorado-based architect, the late Charles Deaton, who conceived the two-stadium concept. Hunt praised the governmental bodies who took the initiative, and the workers who built Arrowhead, as well as the support of the Jackson County taxpayers who financed this futuristic venture. Hunt also wished to extend

on behalf of the entire Chiefs organization a hearty salute to all who have unquestionably made Arrowhead Stadium - The Home of the ... CHIEFS!



Arrowhead Stadium has been a destination for football aficionados since it opened in 1972. In addition to serving as the "Home of the Chiefs," Arrowhead has hosted or is scheduled to host a number different college football contests. The first college game played at the facility was a SWAC contest on October 14, 1972 in which Grambling defeated Mississippi Valley State in front of a crowd of 9,833. The Dr Pepper Big 12 Championship, an annual Missouri vs. Kansas "Border Showdown" and "The Fall Classic" between Division II powers Northwest Missouri State and Pittsburg State have all been past regular events at Arrowhead. The facility also served as the site of the '74 AFC-NFC Pro Bowl.

1974 AFC-NFC PRO BOWL



NFC 0 10 0 3 — 13
AFC 3 3 3 6 — 15




January 20, 1974 • 66,918



In conditions that were described as cold, but humid, coaches Tom Landry of Dallas (NFC) and John Madden of Oakland (AFC) watched their teams combine for 15 fumbles and four interceptions in the 1974 Pro Bowl at Arrowhead Stadium.

K Garo Yepremian of the Dolphins kicked a Pro Bowl-record five field goals, accounting for all 15 of

the AFC's points en route to earning MVP honors. Yepremian's fourth field goal gave the AFC a 12-10 fourth-quarter lead, but RB O.J. Simpson's fumble minutes later would set up a 21-yard field goal for a 13-12 NFC lead with less than two minutes to play. Miami QB Bob Griese answered by driving the AFC into position for the winning score. Yepremian would split the uprights with just 0:21 remaining to give the AFC a 15-13 win.



THE DR PEPPER BIG 12 CHAMPIONSHIP

Since 2000, Arrowhead Stadium has played host to the Dr Pepper Big 12 Football Championship Game five times. Oklahoma has claimed four of the five contests played in Kansas City, including a 62-21 win over Missouri in the most recent affair on 12/6/08.

2000



#1 Oklahoma - 27
#8 Kansas State - 24
December 2, 2000 •
76,665

QB Josh Heupel throws for two TDs as Oklahoma advances to win the national championship game.

2003



#15 Kansas State - 35
#1 Oklahoma - 7
December 6, 2003 •
79,491

Olathe, Kansas native RB Darren Sproles racks up 323 yards from scrimmage as Kansas State claims its first Big XII Championship.

2004



#2 Oklahoma - 42
Colorado - 3
December 4, 2004 •
62,130

RB Adrian Peterson scores three rushing TDs as Oklahoma advances to the national championship game vs. USC.

2006



#8 Oklahoma - 21
#19 Nebraska - 7
December 2, 2006 •
80,031

WR Malcolm Kelly (10 catches for 142 yards) catches two TD passes as Sooners advance to the 2007 Fiesta Bowl.

2008



#4 Oklahoma - 62
#19 Missouri - 21
December 6, 2008 •
71,004






Oklahoma becomes the first team to score at least 60 points in five straight games since Tulsa in '19.



THE BORDER SHOWDOWN

Missouri vs. Kansas

The Missouri-Kansas football series is the second-most played rivalry in college football history. This football rivalry originated in Kansas City on October 31, 1891 with a 22-10 Kansas win. Missouri leads the all-time series 57-54-9. A total of 26 contests in this 120-year rivalry have been played in Kansas City, including 19 of the first 20 games. In 2007, the clash once again called Kansas City home as Arrowhead Stadium played host to the storied traditions of MU and KU.

	2007 #4 Missouri - 36 #2 Kansas - 28 11/24/07 • 80,537		2008 Kansas - 40 #12 Missouri - 37 11/29/08 • 79,123		2009 Missouri - 41 Kansas - 39 11/28/09 • 70,072
	2010 Missouri - 35 Kansas - 7 11/27/10 • 55,788		2011 Missouri - 24 Kansas - 10 11/26/11 • 47,059		

THE FALL CLASSIC

Pittsburg State vs. Northwest Missouri State

Tabbed "The Clash of Champions," The Fall Classic at Arrowhead Stadium pairs perennial NCAA Division II powerhouses Pittsburg State and NW Missouri State in a Mid-America Intercollegiate Athletics Association regular season contest. The 2002 contest drew 26,695 fans, an unofficial NCAA Division II single-game attendance record.

Date	Results	Att.	Of Note
10/17/02	NWMS 29 - PSU 7	26,695	Game sets unofficial NCAA Div. II attendance record.
11/15/03	NWMS 20 - PSU 19	20,324	NWMS blocks FG with 0:55 left to preserve win.
11/6/04	PSU 21 - NWMS 17	25,300	Teams enter game as the top two in Div. II rankings.
10/29/05	PSU 56 - NWMS 35	21,044	NWMS later plays in Div. II Championship Game.
11/4/06	NWMS 41 - PSU 14	22,561	NWMS advances to 2nd-straight Div. II Champ. Game.
10/6/07	NWMS 37 - PSU 34 OT	19,103	One-yard TD run in OT gives the Bearcats the win.
11/22/08	NWMS 35 - PSU 10	21,316	Schools meet again in NCAA Division II Playoffs.
9/12/09	NWMS 30 - PSU 10	20,813	NWMS goes on to win NCAA Division II Championship.
11/13/10	NWMS 22 - PSU 16	16,504	NWMS advanced to NCAA Division II Semifinals.
10/1/11	PSU 38 - NWMS 35	15,106	PSU goes on to win NCAA Division II Championship.
10/13/12	NWMS 31 - PSU 21	15,349	NWMS advanced to round two of NCAA Division II tournament.
10/19/13	NWMS 24 - PSU 15	17,369	NWMS goes on to win NCAA Division II Championship.

KANSAS STATE VS. IOWA STATE

Kansas State University and Iowa State University reached an agreement to play regular season Big 12 Conference contests between the two schools at Arrowhead Stadium in 2009 and 2010. In the initial game of the series at Arrowhead, Kansas State blocked an Iowa State extra point attempt with 0:32 left on the clock to seal the Wildcats 24-23 victory. The 2010 contest resulted in a seven-point Kansas State victory as RB Daniel Thomas registered 34 carries for 189 yards and two TDs.

	2009 Kansas State - 24 Iowa State - 23 10/3/09 • 40,851		2010 Kansas State - 27 Iowa State - 20 9/18/10 • 38,468
---	---	---	---

OTHER COLLEGE FOOTBALL GAMES AT ARROWHEAD

Date	Results	Att.	Of Note
10/14/72	Grambling 27 - Miss. Valley St. 21	9,833	First college football game ever held at Arrowhead.
10/3/98	Nebraska 24 - Oklahoma St. 17	79,555	Western Star Classic is first Div. I game at Arrowhead.
8/26/00	Kansas State 27 - Iowa 7	77,148	K-State wins The Eddie Robinson Football Classic.
8/24/02	Florida State 38 - Iowa State 31	55,132	FSU wins The Eddie Robinson Football Classic.
8/23/03	Kansas State 42 - California 28	50,823	K-State victorious in Black Coaches Assoc. Game.
9/3/05	Missouri 44 - Arkansas State 17	32,906	QB Brad Smith gains 412 yards and four TDs.
10/15/05	Oklahoma 19 - Kansas 3	54,109	Oklahoma defense limits Kansas to 97 total yards.
9/14/13	Lincoln University 47 - Grambling 34	20,176	Lincoln puts up 600 yards of total offense in win.
9/6/14	Langston University 49 - Lincoln 48	8,076	Langston overcomes 42-28 halftime deficit.
10/11/14	MNU (Kan.) 20 - Missouri Valley 17	6,070*	Game One of NAIA Gridiron Challenge.
10/11/14	Baker University 27 - Benedictine 21	6,070*	Game Two of NAIA Gridiron Challenge.
11/14/15	Missouri 20 - BYU 16	42,824	First Div. I game at Arrowhead since 2011

*Indicates attendance for both games of NAIA Gridiron Challenge double header


NON-FOOTBALL, NON-WIZARDS (PRE-2007) EVENTS (1972-Present)
Concerts/Music Events

1973
 Elton John
1974
 Black Oak Arkansas
1975
 Deep Purple
 Black Oak Arkansas
 Rolling Stones
 Beach Boys & Ozark Mountain
 Daredevils
1976
 Beach Boys & Doobie Brothers
 ZZ Top
 Jethro Tull
 Earth, Wind & Fire
 Johnny Cash
 Music Sound Funk Festival
 Country Festival
1977
 Peter Frampton
1978
 Summer Rock I
 Willie Nelson
 Summer Rock 2
1979
 Ted Nugent
1980
 Super Bowl of Rock & Roll
 Doobie Brothers Concert
1982
 Summer Jam I
 Summer Jam II
1984
 Michael Jackson
1988
 Pink Floyd
 Monsters of Rock
 Drum Corps International
1989
 The Who
 Rolling Stones
 Drum Corps International
1992
 Guns & Roses/Metallica
 U2
1993
 Paul McCartney
1994
 Pink Floyd
1997
 U2
1998
 George Strait
1999
 George Strait
2001
 George Strait
 NSYNC
 KC 150 Celebration
2011
 Kenny Chesney
 Taylor Swift
2012
 Kenny Chesney & Tim McGraw

2013
 Kenny Chesney
2015
 Rolling Stones
 One Direction
 Kenny Chesney & Jason Aldean
2016
 Kenny Chesney

Conventions

1996
 Promise Keepers
1997
 Promise Keepers
2004
 Billy Graham Crusade
2015
 American Royal World Series of
 Barbecue

Soccer

1973
 High School Soccer All-Star Game
1990
 MLS All-Stars vs. US National
 Soccer
 MLS All-Stars vs. US National
 Soccer
1999
 Nike U.S. Women's Cup
2000
 Nike "Road to Glory" Women's
 Soccer Game
2001
 World Cup Qualifying Round -
 U.S.A. vs. Costa Rica
2004
 Lamar Hunt U.S. Open Cup
 Championship Game
 U.S. Women's Olympic Soccer
 Team vs. Mexico
2009
 El Clasico — Club Deportivo
 Guadalajara S.A. de C.V. (Chivas)
 vs. Club America
2010
 Kansas City Wizards vs.
 Manchester United
2015
 International Friendly — Mexico
 vs. Paraguay

High School Sports

1972
 High School Bowl
1973
 Missouri High School Playoffs
1976
 Big Brothers High School Game
 1977
 Big Brothers High School Game
1978
 Big Brothers High School Game

1979
 Big Brothers High School Game
1980
 Big Brothers High School Game
1981
 Big Brothers High School Game
1982
 Show-Me Bowl
 Big Brothers High School Game
1983
 Big Brothers High School Game
1984
 Missouri High School Playoffs
1985
 Big Brothers High School Game
1986
 Missouri High School Playoffs
1992
 Metro Dream Classic
1993
 Mo/Kan All-Star Game
2011
 Joplin vs. Ray-Pec H.S. Game

Motor Sports

1980
 Tractor Pull
 Motocross
1981
 Motocross
 Super Bowl of Motocross
 Mud-A-Thon
1982
 Mud-A-Thon
 Motocross
1983
 Motor Spectacular
 Miller Supercross Motocross
1985
 Motor Spectacular
1986
 Motor Spectacular
1987
 Motor Spectacular
1988
 Motor Spectacular
1989
 Motor Spectacular
1990
 Motor Spectacular
1991
 Motor Spectacular
1992
 Motor Spectacular
1993
 Motor Spectacular

Note: Dating back to 1972,
 Arrowhead has hosted more than
 100 non-football or non-Wizards
 events.



1990 American Bowl

Rams 19, Chiefs 3

August 11, 1990 • 55,429

Olympic Stadium • Berlin, West Germany

KANSAS CITY0..3..0.....30

L.A. RAMS3..0..9.....19 7



RB James Saxon (21) and TE Jonathan Hayes (85) are on hand as the Berlin Wall begins crumbling down in Berlin, West Germany.

Kansas City's initial American Bowl expedition featured heavy doses of culture but little offense as the Rams prevailed by a 19-3 margin. RB Barry Word made his first appearance in a Kansas City uniform, pairing with the league's leading rusher in '89, RB Christian Okoye to form the quintessential "Martyball" backfield. However, the Chiefs only points would come on a 19-yard FG by K Bjorn Nittmo.



The Chiefs players and staff receive an indoctrination in the art of sumo wrestling at practice in Tokyo.



1994 American Bowl

Vikings 17, Chiefs 9

August 7, 1994 • 49,555

Tokyo Dome • Tokyo, Japan

KANSAS CITY9...0..0... 0

MINNESOTA10..0..0... 17



Kansas City's first appearance on Japanese soil was a rematch of Super Bowl IV, but Minnesota prevailed in this contest thanks to a pair of interceptions. Chiefs QB Matt Blundin accounted for the club's only TD when he connected with rookie WR Lake Dawson for a 40-yard score. Kansas City then attempted a two-point conversion for the first time since '69 as the NFL finally implemented the old AFL two-point rule in '94.



1996 American Bowl

Chiefs 32, Cowboys 6

August 5, 1996 • 45,128

Estadio Universitario • Monterrey, Mexico

KANSAS CITY10..6..13...332

DALLAS0..3..0.....63



DE Neil Smith does his best matador impersonation and tries his hand at "bull-fighting" while in Monterrey, Mexico.

The Chiefs defense stifles the defending Super Bowl champions, allowing the Cowboys just five first downs. Kansas City's offense piles up 514 yards of total offense, including 173 rushing yards, while Dallas manages 214 total yards on the day as the Chiefs convert the partisan crowd of Cowboys fans into supporters of the "Jefes de Kansas City" or Kansas City Chiefs.



WR Masato "The Magnet" Itai (13) and TE Nachi Abe (47) join Chiefs President Carl Peterson in pregame ceremonies at the Tokyo Dome.



1998 American Bowl

Packers 27, Chiefs 24 OT

August 2, 1998 • 42,018

Tokyo Dome • Tokyo, Japan

GREEN BAY14...7...3..3 0- 27


KANSAS CITY0...10..010 - 24





Green Bay K Ryan Longwell misses a potential game-winning 45-yard FG attempt at the end of regulation, while both Green Bay K Brett Conway and Kansas City K Pete Stoyanovich miss field goals in OT before Longwell makes the 27-yard game winner with 5:03 left in the extra session. Kansas City's roster features Japanese national players TE Nachi Abe and WR Masato "The Magnet" Itai.


Chiefs vs. the NFL





 ARIZONA CARDINALS 8-3-1 (.708)							Regular Season: 8-3-1 Postseason: 0-0			Home: 4-0-1 Away: 4-3-0		
1970	11/22	KC T	6-6	1995	10/1	ARZ W	24-3	2010	11/21	KC W	31-13	
1974	12/1	STL W	17-13	1998	11/29	KC W	34-24	2014	12/7	ARZ L	14-17	
1980	11/23	STL W	21-13	2001	10/21	ARZ L	16-24	Total Points: KC 287 - ARZ 170				
1983	10/2	KC W	38-14	2002	12/1	KC W	49-0					
1986	11/23	STLL	14-23	2006	10/8	ARZ W	23-20					
Longest KC winning streak:				3 (1974-83)			Longest KC losing streak:		1 (Three)			
Municipal Stadium:				0-0-1 (.500)			Busch Stadium:		2-1-0 (.667)			
Arrowhead Stadium:				4-0-0 (1.000)			Sun Devil Stadium:		1-1-0 (.500)			
							University of Phoenix Stadium:		1-1-0 (.500)			
Cardinals home sites: Busch Stadium 1970-87; Sun Devil Stadium - Tempe, AZ 1988-2005; University of Phoenix Stadium 2006-present.												
Franchise in St. Louis prior to 1988 and was known as Phoenix Cardinals from 1988-92.												


 ATLANTA FALCONS 5-3-0 (.625)							Regular Season: 5-3-0 Postseason: 0-0			Home: 3-1-0 Away: 2-2-0		
1972	12/17	ATL W	17-14	1994	9/18	ATL W	30-10	2008	9/21	ATL L	14-38	
1985	12/8	KC W	38-10	2000	12/24	ATLL	13-29	2012	9/9	KC L	24-40	
1991	9/1	KC W	14-3	2004	10/24	KC W	56-10	Total Points: KC 182 - ATL 114				
Longest KC winning streak:				4 (1972-94)			Longest KC losing streak:		2			
Arrowhead Stadium:				3-1-0 (.750)			Atlanta Fulton County Stadium:		1-0-0 (1.000)			
							Georgia Dome:		1-2-0 (.333)			
Falcons home sites: Atlanta Fulton County Stadium 1970-91; Georgia Dome 1992-present.												


 BALTIMORE RAVENS 4-4-0 (.500)							Regular Season: 4-3-0 Postseason: 0-1			Home: 0-3-0 Away: 4-1-0		
1999	10/21	BAL W	35-8	2006	12/10	KC L	10-20	2012	10/7	KC L	6-9	
2003	9/28	BAL W	17-10	2009	9/13	BALL	24-38	2015	12/20	BAL W	34-14	
2004	10/4	BAL W	27-24	2010	1/9	KC L	7-30 a	Total Points: KC 160 - BAL 153				
a - AFC Wild Card Game												
Longest KC winning streak:				3 (1999-04)			Longest KC losing streak:		4 (2006-present)			
Arrowhead Stadium:				0-3-0 (.000)			M&T Bank Stadium:		4-1-0 (.800)			
Ravens home sites: Baltimore Memorial Stadium 1996-97; M&T Bank Stadium 1998-present, known as Stadium at Camden Yards 1998 and PSINet Stadium 1999-02.												


 BUFFALO BILLS 21-25-1 (.457)				Regular Season: 20-23-1 Postseason: 1-2				Home: 13-11-0 Away: 8-14-1			
1960	11/6	BUF W	45-28	1968	10/5	BUF W	18-7	1994	10/30	BUF L	10-44
	12/18	DAL W	24-7	1969	11/2	BUF W	29-7	1996	12/22	BUF L	9-20
1961	10/15	BUF L	24-27		12/7	KC W	22-19	1997	9/14	KC W	22-16
	11/12	DAL L	20-30	1971	12/19	KC W	22-9	2000	11/19	KC L	17-21
1962	9/30	DAL W	41-21	1973	10/29	BUF L	14-23	2002	11/17	KC W	17-16
	12/2	BUF L	14-23	1976	10/3	BUF L	17-50	2003	10/26	KC W	38-5
1963	9/22	BUF T	27-27	1978	10/1	BUF L	13-28	2005	11/13	BUF L	3-14
	10/13	KC L	26-35		12/3	KC W	14-10	2008	11/23	KC L	31-54
1964	9/13	BUF L	17-34	1982	9/12	BUF L	9-14	2009	12/13	KC L	10-16
	10/18	KC L	22-35	1983	12/4	KC L	9-14	2010	10/31	KC W	13-10 OT
1965	10/17	KC L	7-23	1986	9/28	BUF W	20-17	2011	9/11	KC L	7-41
	12/12	BUF L	25-34		11/30	KC L	14-17	2012	9/16	BUF L	17-35
1966	9/11	BUF W	42-20	1991	10/7	KC W	33-6	2013	11/3	BUF W	23-13
	10/2	KC L	14-29		1/5/92	BUF L	14-37 b	2014	11/9	BUF W	17-13
	1/1/67	BUF W	31-7 a	1993	11/28	KC W	23-7	2015	11/29	KC W	30-22
1967	12/3	KC W	23-13		1/23/94	BUF L	13-30 c	Total Points: KC 950 - BUF 1028			
a - AFL Championship Game				b - AFC Divisional Playoff Game				c - AFC Championship Game			
Longest KC winning streak:				6 (1966-71)				Longest KC losing streak:			
Cotton Bowl:				2-1-0 (.667)				War Memorial Stadium:			
Municipal Stadium:				3-4-0 (.429)				Ralph Wilson Stadium:			
Arrowhead Stadium:				8-6-0 (.571)							
Bills home sites: War Memorial Stadium 1960-72; Ralph Wilson Stadium - Orchard Park, NY 1973-present, known as Rich Stadium 1973-98; Rogers Centre - Toronto, Canada 2008-present.											


	CAROLINA PANTHERS 3-2-0 (.600)						Regular Season: 3-2-0 Postseason: 0-0				Home: 2-1-0 Away: 1-1-0	
1997	9/21	CAR W	35-14	2004	9/19	KC L	17-28	2012	12/2	KC W	27-21	
2000	12/10	KC W	15-14	2008	10/5	CAR L	0-34	Total Points: KC 94 - CAR 111				
Longest KC winning streak:				2 (1997-00)			Longest KC losing streak:				2 (2004-present)	
Arrowhead Stadium:				2-1-0 (.667)			Bank of America Stadium:				1-1-0 (.500)	
Panthers home sites: Clemson Memorial Stadium - Clemson, SC 1995; Bank of America Stadium 1996-present, known as Ericsson Stadium 1996-03.												


	CHICAGO BEARS 5-7-0 (.417)							Regular Season 5-7-0 Postseason: 0-0				Home: 3-3-0 Away: 2-4-0	
1973	11/12	KC W	19-7	1990	12/29	CHI W	21-10	2003	12/28	KC W	31-3		
1977	11/13	CHI L	27-28	1993	11/21	KC L	17-19	2007	9/16	CHI L	10-20		
1981	11/8	KC L	13-16 OT	1996	11/17	KC W	14-10	2011	12/4	CHI W	10-3		
1987	11/1	CHI L	28-31	1999	9/12	CHI L	17-20	2015	10/11	KC L	17-18		
												Total Points: KC 224 - CHI 185	
Longest KC winning streak:				1 (Five times)				Longest KC losing streak:				3 (1977-87)	
Arrowhead Stadium:				3-3-0 (.500)				Soldier Field:				2-4-0 (.333)	
Bears home sites: Wrigley Field 1970; Soldier Field 1971-01, 2003-present; University of Illinois Memorial Stadium - Champaign, IL 2002.													


 CINCINNATI BENGALS 13-15-0 (.464)							Regular Season: 13-15-0 Postseason: 0-0				Home: 8-7-0 Away: 5-8-0		
1968	10/13	KC W	13-3	1978	9/3	CIN W	24-23	2003	11/16	CIN L	19-24		
	11/10	CIN W	16-9	1979	10/7	CIN W	10-7	2005	1/1/06	KC W	37-3		
1969	9/28	CIN L	19-24	1980	11/30	KC L	6-20	2006	9/10	KC L	10-23		
	10/26	KC W	42-22	1983	11/13	KC W	20-15	2007	10/14	KC W	27-20		
1970	10/18	CIN W	27-19	1984	9/9	CIN W	27-22	2008	12/28	CIN L	6-16		
1972	10/15	KC L	16-23	1986	9/7	KC W	24-14	2009	12/27	CIN L	10-17		
1973	10/21	CIN L	6-14	1987	12/6	CIN L	27-30 ^{OT}	2012	11/18	KC L	6-28		
1974	11/24	CIN L	6-33	1988	11/13	KC W	31-28	2015	10/4	CIN L	21-36		
1976	11/21	KC L	24-27	1989	10/1	KC L	17-21	Total Points: KC 515 - CIN 563					
1977	12/4	KC L	7-27	1993	10/10	KC W	17-15						
Longest KC winning streak:				3 (1983-86)				Longest KC losing streak:				5 (1972-77)	
Municipal Stadium:				2-0-0 (1.000)				Nippert Stadium:				1-1-0 (.500)	
Arrowhead Stadium:				6-7-0 (.462)				Cinergy Field:				4-3-0 (.571)	
								Paul Brown Stadium:				0-4-0 (.000)	
Bengals home sites: Nippert Stadium 1968-69; Cinergy Field 1970-99, known as Riverfront Stadium 1970-95; Paul Brown Stadium 2000-present.													


	CLEVELAND BROWNS 12-11-2 (.520)						Regular Season: 12-11-2 Postseason: 0-0				Home: 9-3-1 Away: 3-8-1					
1971	11/14	KC	W	13-7	1984	9/30	KC	W	10-6	2003	11/9	KC	W	41-20		
1972	10/8	CLE	W	31-7	1986	10/12	CLE	L	7-20	2006	12/3	CLE	L	28-31 OT		
1973	12/2	KC	T	20-20	1988	9/4	KC	L	3-6	2009	12/20	KC	L	34-41		
1975	12/14	CLE	L	14-40	1989	11/19	CLE	T	10-10 OT	2010	9/19	CLE	W	16-14		
1976	12/12	KC	W	39-14	1990	9/30	KC	W	34-0	2012	12/9	CLE	L	7-30		
1977	10/30	CLE	L	7-44	1991	11/24	CLE	L	15-20	2013	10/27	KC	W	23-17		
1978	10/22	KC	W	17-3	1994	11/20	KC	W	20-13	2015	12/27	KC	W	17-13		
1979	9/9	KC	L	24-27	1995	9/24	CLE	L	17-35	Total Points: KC 500 - CLE 497						
1980	9/21	CLE	L	13-20	2002	9/8	CLE	W	40-39							
Longest KC winning streak:					2 (Twice)					Longest KC losing streak:					2 (Three times)	
Municipal Stadium:					1-0-0 (1.000)					Municipal Stadium:					1-6-1 (.143)	
Arrowhead Stadium:					8-3-1 (.708)					Cleveland Browns Stadium:					2-2-0 (.500)	
Browns home sites: Municipal Stadium 1970-95; Cleveland Browns Stadium 1999-2012; FirstEnergy Stadium 2013-present.																


	DALLAS COWBOYS 4-6-0 (.400)							Regular Season 4-6-0 Postseason: 0-0				Home: 3-2-0 Away: 1-4-0			
1970	10/25	KC	L	16-27	1992	10/18	DALL	10-17	2009	10/11	KC	L	20-26 OT		
1975	11/10	DAL	W	34-31	1995	11/23	DALL	12-24	2013	9/15	KC	W	17-16		
1983	11/20	DALL	L	21-41	1998	12/13	KC W	20-17	Total Points: KC 214 - DAL 258						
1989	10/22	KC	W	36-28	2005	12/11	DALL	28-31							
Longest KC winning streak: 1 (Three times)														Longest KC losing streak: 2 (Twice)	
Municipal Stadium:					0-1-0 (.000)				Texas Stadium:		1-4-0 (.200)				
Arrowhead Stadium:					3-1-0 (.750)										
Cowboys home sites: Cotton Bowl 1970; Texas Stadium - Irving, TX 1971-08; AT&T Stadium - Arlington, TX 2009-present, known as Cowboys Stadium 2009-12.															


 DENVER BRONCOS 56-54-0 (.509)					Regular Season: 56-53-0 Postseason: 0-1					Home: 36-18-0 Away: 20-36-0				
1960	10/30	DENW	17-14	1979	10/14	KC L	10-24	1998	11/16	KC L	7-30			
	11/13	DALW	34-7		10/28	DEN L	3-20		12/6	DEN L	31-35			
1961	10/8	DENW	19-12	1980	10/19	DEN W	23-17	1999	9/19	KC W	26-10			
	12/10	DALW	49-21		12/7	KC W	31-14		12/5	DEN W	16-10			
1962	11/18	DENW	24-3	1981	10/18	KC W	28-14	2000	9/24	DEN W	23-22			
	12/9	DALW	17-10		12/6	DEN L	13-16		12/17	KC W	20-7			
1963	9/7	DENW	59-7 a	1982	12/19	DEN W	37-16	2001	10/7	DEN L	6-20			
	12/8	KC W	52-21	1983	10/30	DEN L	24-27		12/16	KC W	26-23 ^{OT}			
1964	10/11	DENL	27-33		12/18	KC W	48-17	2002	10/20	KC L	34-37 ^{OT}			
	11/1	KC W	49-39	1984	9/23	DEN L	0-21		12/15	DEN L	24-31			
1965	10/10	DENW	31-23		12/2	KC W	16-13	2003	10/5	KC W	24-23			
	12/19	KC W	45-35	1985	10/27	KC L	10-30		12/7	DEN L	27-45			
1966	10/8	KC W	37-10		12/14	DEN L	13-14	2004	9/12	DEN L	24-34			
	10/23	DENW	56-10	1986	11/16	DEN L	17-38		12/19	KC W	45-17			
1967	10/29	KC W	52-9		12/7	KC W	37-10	2005	9/26	DEN L	10-30			
	12/17	DENW	38-24	1987	10/18	KC L	17-26 ^b		12/4	KC W	31-27			
1968	9/22	KC W	34-2		12/19	DEN L	17-20	2006	9/17	DEN L	6-9 ^{OT}			
	12/14	DENW	30-7	1988	9/18	KC W	20-13		11/23	KC W	19-10			
1969	10/5	DENW	26-13		11/6	DEN L	11-17	2007	11/10	KC L	11-27			
	11/27	KC W	31-17	1989	9/10	DEN L	20-34		12/9	DEN L	7-41			
1970	10/4	DENL	13-26		11/12	KC L	13-16	2008	9/28	KC W	33-19			
	12/6	KC W	16-0	1990	9/17	DEN L	23-24		12/7	DEN L	17-24			
1971	10/3	DENW	16-3		12/9	KC W	31-20	2009	12/6	KC L	13-44			
	11/21	KC W	28-10	1991	10/20	DEN L	16-19		1/3/10	DEN W	44-24			
1972	10/1	DENW	45-24		11/17	KC L	20-24	2010	11/14	DEN L	29-49			
	12/3	KC W	24-21	1992	10/4	DEN L	19-20		12/5	KC W	10-6			
1973	10/7	KC W	16-14		12/27	KC W	42-20	2011	11/13	KC L	10-17			
	11/25	DENL	10-14	1993	9/20	KC W	15-7		1/1/12	DEN W	7-3			
1974	10/6	KC L	14-17		12/12	DEN L	21-27	2012	11/25	KC L	9-17			
	11/18	DENW	42-34	1994	10/17	DEN W	31-28		12/30	DEN L	3-38			
1975	9/21	DENL	33-37		12/4	KC L	17-20 ^{OT}	2013	11/17	DEN L	17-27			
	10/26	KC W	26-13	1995	10/22	DEN W	21-7		12/1	KC L	28-35			
1976	10/24	KC L	26-35		12/17	KC W	20-17	2014	9/14	DEN L	17-24			
	12/5	DENL	16-17	1996	9/27	KC W	17-14		11/30	KC L	16-29			
1977	10/9	DENL	7-23		10/27	DEN L	7-34	2015	9/17	KC L	24-31			
	11/20	KC L	7-14	1997	8/31	DEN L	3-19		11/15	DEN W	29-13			
1978	9/24	KC L	17-23 ^{OT}		11/16	KC W	24-22	Total Points: KC 2,554 - DEN 2,307						
	12/10	DENL	3-24		1/4/98	KC L	10-14 ^c							
a - University of Denver Stadium				b - Replacement Game				c - AFC Divisional Playoff Game						
Longest KC winning streak:				11 (1964-69)				Longest KC losing streak:				8 (1976-79)		
KC Season Sweeps:				15 (Last: 2000)				DEN Season Sweeps:				14 (Last: 2014)		
Cotton Bowl:				3-0-0 (1.000)				Mile High Stadium:				17-24-0 (.425)		
Municipal Stadium:				9-0-0 (1.000)				University of Denver Stadium:				1-0-0 (1.000)		
Arrowhead Stadium:				24-19-0 (.558)				INVESCO Field:				1-9-0 (.100)		
								Sports Authority Field:				2-3-0 (.400)		
Broncos home sites: Mile High Stadium 1960-00, known as Bears Stadium 1960-67; University of Denver Stadium 1962-68; INVESCO Field at Mile High 2001-2010; Sports Authority Field at Mile High 2011-Present.														


												DETROIT LIONS 8-5-0 (.615)				Regular Season: 7-5-0 Postseason: 0-0				Home: 6-1-0 Away: 2-4-0			
1971	11/25	DET L	21-32	1988	10/23	KC L	6-7	2007	12/23	DET L	20-25	1975	11/23	KC W	24-21 OT	1990	10/14	KC W	43-24	2011	9/18	DET L	3-48
1980	10/26	KC W	20-17	1996	11/28	DET W	28-24	2015	11/1	LON W	45-10	1981	11/26	DET L	10-27	1999	9/26	KC W	31-21	Total Points: KC 323 - DET 293			
1987	11/26	DET W	27-20	2003	12/14	KC W	45-17																
Longest KC winning streak:				4 (1990-03)				Longest KC losing streak:				2 (2007-11)											
Arrowhead Stadium:				5-1-0 (.833)				Tiger Stadium:				0-1-0 (.000)											
Wembley Stadium				1-0-0 (1.000)				Pontiac Silverdome:				2-1-0 (.667)											
								Ford Field:				0-2-0 (.000)											
Lions home sites: Tiger Stadium 1970-74; Pontiac Silverdome - Pontiac, MI 1975-01; Ford Field 2002-present.																							


												GREEN BAY PACKERS 7-4-1 (.625)				Regular Season: 7-3-1 Postseason: 0-1				Home: 4-2-0 Away: 3-2-1			
1966	1/15/67	LA L	10-35 a	1990	9/23	GB W	17-3	2011	12/18	KC W	19-14	1973	10/14	MIL T	10-10 b	1993	11/8	KC W	23-16	2015	9/28	GB L	28-38
1977	11/6	KC W	20-10	1996	11/10	KC W	27-20	Total Points: KC 240 - GB 239				1987	11/22	KC L	3-23	2003	10/12	GB W	40-34 OT				
1989	12/10	GB W	21-3	2007	11/4	KC L	22-33																
a - Super Bowl I (Memorial Coliseum - Los Angeles, CA)								b - Milwaukee County Stadium (Milwaukee, WI)															
Longest KC winning streak:				5 (1989-2003)				Longest KC losing streak:				1 (Four Times)											
Arrowhead Stadium:				4-2-0 (.667)				Lambeau Field:				3-1-0 (.750)											
								Milwaukee County Stadium:				0-0-1 (.500)											
Packers home site: Lambeau Field 1970-present; played home games part-time at Milwaukee County Stadium from 1970-1994.																							


												HOUSTON TEXANS 5-3-0 (.625)				Regular Season: 4-3-0 Postseason: 1-0				Home: 1-1-0 Away: 4-2-0			
2003	9/21	HOU W	42-14	2007	9/9	HOU L	3-20	2015	9/13	HOU W	27-20	2004	9/26	KC L	21-24	2010	10/17	HOU L	31-35	1/9/16	HOU W	30-0 a	
2005	11/20	HOU W	45-17	2013	10/20	KC W	17-16	Total Points: KC 216 - HOU 146															
Longest KC winning streak:				3(2013-present)				Longest KC losing streak:				2 (2007-10)											
Arrowhead Stadium:				1-1-0 (.500)				Reliant Stadium:				4-2-0 (.667)											
Texans home site: NGR Stadium 2002-present, known as Reliant Stadium 2002-2013.																							


												INDIANAPOLIS COLTS 8-16-0 (.333)				Regular Season: 8-12-0 Postseason: 0-4				Home: 4-9-0 Away: 4-7-0			
1970	9/28	BAL W	44-24	1990	10/7	IND L	19-23	2007	11/18	IND L	10-13	1972	12/10	KC W	24-10	1995	1/7/96	KC L	7-10 a	2010	10/10	IND L	9-19
1975	11/30	BAL L	14-28	1996	12/15	KC L	19-24	2011	10/9	IND W	28-24	1977	10/16	KC L	6-17	1999	11/7	IND L	17-25	2012	12/23	KC L	13-20
1979	9/2	KC W	14-0	2000	9/3	KC L	14-27	2013	12/22	KC L	7-23	1979	12/9	BAL W	10-7	2001	10/25	KC L	28-35	1/4/14	IND L	44-45 b	
1980	11/2	KC L	24-31	2003	1/11/04	KC L	31-38 a	Total Points: KC 493 - IND 536				1980	11/2	KC L	24-31	2004	10/31	KC W	45-35				
1985	11/24	KC W	20-7	2006	1/6/07	IND L	8-23 b					1985	12/21	BAL W	38-28								
a - AFC Divisional Playoff Game								b - AFC Wild Card Playoff Game															
Longest KC winning streak:				2 (Three times)				Longest KC losing streak:				7 (1990-03)											
Municipal Stadium:				1-0-0 (1.000)				Baltimore Memorial Stadium:				3-1-0 (.750)											
Arrowhead Stadium:				3-9-0 (.250)				RCA Dome:				0-4-0 (.000)											
								Lucas Oil Stadium:				1-2-0 (.333)											
Colts home sites: Baltimore Memorial Stadium 1970-83; RCA Dome 1984-07, known as Hoosier Dome 1984-93; Lucas Oil Stadium 2008-present. Franchise in Baltimore prior to 1984.																							


	JACKSONVILLE JAGUARS 4-6-0 (.400)	Regular Season: 4-6-0 Postseason: 0-0	Home: 2-2-0 Away: 2-4-0
1997 11/9 JAX L 10-24 1998 9/13 JAX L 16-21 2001 12/30 JAX W 30-26 2002 9/15 KC L 16-23	2004 10/17 JAX L 16-22 2006 12/31 KC W 35-30 2007 10/7 KC L 7-17 2009 11/8 JAX L 21-24	2010 10/24 KC W 42-20 2013 9/8 JAX W 28-2 Total Points: KC 221 - JAX 209	
Longest KC winning streak: Arrowhead Stadium:	2 (2010-present) 2-2-0 (.500)	Longest KC losing streak: Jacksonville Municipal Stadium: Everbank Field:	2 (Three times) 1-4-0 (.200) 1-0-0 (1.000)
Jaguars home site: Everbank Field 1995-present, known as ALLTEL Stadium 1995-06, Jacksonville Municipal Stadium 2007-09.			


	MIAMI DOLPHINS 13-16-0 (.448)	Regular Season: 13-13-0 Postseason: 0-3	Home: 6-5-0 Away: 7-11-0
1966 11/13 KC W 34-16 12/11 MIA W 19-18 1967 9/24 MIA W 24-0 10/8 KC W 41-0 1968 9/28 MIA W 48-3 1969 10/19 KC W 17-10 1971 12/25 KC L 24-27 2 OT a 1972 9/17 KC L 10-20 1974 10/20 MIA L 3-9 1976 10/17 MIA W 20-17 OT	1981 12/13 KC L 7-17 1983 9/25 MIA L 6-14 1985 9/22 MIA L 0-31 1987 10/11 MIA L 0-42 b 1989 12/3 KC W 26-21 12/24 MIA W 27-24 1990 1/5/91 MIA L 16-17 c 1991 10/13 KC W 42-7 1993 10/31 MIA L 10-30 1994 12/12 MIA L 28-45	12/31 MIA L 17-27 c 1995 12/11 MIA L 6-13 1997 10/5 MIA L 14-17 2002 9/29 KC W 48-30 2005 10/21 MIA W 30-20 2006 11/12 MIA L 10-13 2008 12/21 KC L 31-38 2011 11/6 KC L 3-31 2014 9/21 MIA W 34-15 Total Points: KC 595 - MIA 572	
a - AFC Divisional Playoff Game	b - Replacement Game	c - AFC Wild Card Playoff Game	
Longest KC winning streak: Municipal Stadium: Arrowhead Stadium:	6 (1966-69) 3-1-0 (.750) 3-4-0 (.429)	Longest KC losing streak: Orange Bowl: Sun Life Stadium:	5 (1993-97) 4-4-0 (.500) 3-7-0 (.300)
Dolphins home sites: Orange Bowl 1966-86; Sun Life Stadium 1987-present, known as Joe Robbie Stadium 1987-96, Pro Player Stadium 1997-04, Dolphins Stadium 2005, Dolphin Stadium 2006-08 and Land Shark Stadium 2009.			

	MINNESOTA VIKINGS 7-4-0 (.636)	Regular Season: 6-4-0 Postseason: 1-0	Home: 4-1-0 Away: 2-3-0
1969 1/11/70 NO W 23-7 a 1970 9/20 MIN L 10-27 1974 12/14 KC L 15-35 1981 12/20 MIN W 10-6 1990 9/9 KC W 24-21	1993 12/26 MIN L 10-30 1996 11/3 MIN W 21-6 1999 12/12 KC W 31-28 2003 12/20 MIN L 20-45 2007 9/23 KC W 13-10	2011 10/2 KC W 22-17 2015 10/18 MIN L 10-16 Total Points: KC 209 - MIN 248	
a - Super Bowl IV (Tulane Stadium - New Orleans, LA)			
Longest KC winning streak: Arrowhead Stadium:	2 (Three times) 4-1-0 (.800)	Longest KC losing streak: Metropolitan Stadium: H.H.H. Metrodome: TCF Bank Stadium:	2 (1970-74) 1-1-0 (.500) 1-2-0 (.333) 0-1-0 (.000)
Vikings home sites: Metropolitan Stadium - Bloomington, MN 1970-81; Mall of America Field at Hubert H. Humphrey Metrodome 1982-present, known as Hubert H. Humphrey Metrodome 1982-09, TCF Bank Stadium 2014-2015.			

	NEW ENGLAND PATRIOTS 17-14-3 (.544)	Regular Season: 17-13-3 Postseason: 0-1	Home: 11-3-1 Away: 6-11-2
1960 11/18 BOS L 14-42 12/11 DAL W 34-0 1961 10/29 DAL L 17-18 11/3 BOS L 21-28 1962 9/8 DAL W 42-28 10/12 BOS W 27-7 1963 11/17 BOS T 24-24 12/14 KC W 35-3 1964 10/23 BOS L 7-24 12/6 KC L 24-31 1965 10/3 KC W 27-17 11/21 BOS T 10-10	1966 9/25 BOS W 43-24 11/20 KC T 27-27 1967 11/12 BOS W 33-10 1968 11/17 KC W 31-17 1969 9/21 BOS W 31-0 1970 10/11 KC W 23-10 1973 9/23 NE W 10-7 1977 9/18 NE L 17-21 1981 10/4 NE L 17-33 1990 12/2 NE W 37-7 1992 12/13 KC W 27-20 1995 10/15 KC W 31-26	1998 10/11 NE L 10-40 1999 10/10 KC W 16-14 2000 12/4 NE L 24-30 2002 9/22 NE L 38-41 OT 2004 11/22 KC L 19-27 2005 11/27 KC W 26-16 2008 9/7 NE L 10-17 2011 11/21 NE L 3-34 2014 9/29 KC W 41-14 2015 1/16/16 NE L 20-27 a Total Points: KC 816 - NE 694	
Longest KC winning streak: Cotton Bowl: Municipal Stadium: Arrowhead Stadium:	5 (1967-73) 2-1-0 (.667) 4-1-1 (.750) 5-1-0 (.833)	Longest KC losing streak: Boston University Field: Fenway Park: B.C. Alumni Stadium: Foxboro Stadium: Gillette Stadium:	3 (2000-04) 1-2-0 (.333) 2-1-2 (.600) 1-0-0 (1.000) 2-4-0 (.333) 0-3-0 (.000)
Patriots home sites: Boston University Field 1960-62; Fenway Park 1963-68; Boston College Alumni Stadium 1969; Harvard Stadium 1970; Foxboro Stadium - Foxboro, MA 1971-01, known as Schaefer Stadium 1971-82 and Sullivan Stadium 1983-89; Gillette Stadium 2002-present. Franchise known as the Boston Patriots prior to 1971.			


 New ORLEANS SAINTS 5-5-0 (.500)							Regular Season: 5-5-0 Postseason: 0-0				Home: 1-3-0 Away: 4-2-0			
1972	9/25	NO W	20-17	1991	9/8	KC L	10-17	2008	11/16	KC L	20-30			
1976	9/26	KC L	17-27	1994	9/4	NO W	30-17	2012	9/23	NO W	27-24 OT			
1982	11/21	NO L	17-27	1997	12/21	KC W	25-13	Total Points: KC 233 - NO 226						
1985	9/8	NO W	47-27	2004	11/14	NO L	20-27							
Longest KC winning streak:				2 (1994-97)				Longest KC losing streak:				2 (Twice)		
Arrowhead Stadium:				1-3-0 (.250)				Tulane Stadium:				1-0-0 (1.000)		
								Louisiana Superdome:				2-2-0 (.500)		
								Mercedes-Benz Superdome:				1-0-0 (1.000)		
Saints home sites: Tulane Stadium 1970-74; Louisiana Superdome 1975-2011; Mercedes-Benz Superdome 2012-present.														
Tiger Stadium (Baton Rouge, Louisiana) 2005 and Alamodome (San Antonio, Texas) 2005.														


 NEW YORK GIANTS 3-10-0 (.231)							Regular Season: 3-10-0 Postseason: 0-0				Home: 3-4-0 Away: 0-6-0			
1974	11/3	KC	L	27-33	1988	12/11	NYG	L	12-28	2005	12/17	NYG	L	17-27
1978	9/7	NYG	L	10-26	1992	12/19	NYG	L	21-35	2009	10/4	KC	L	16-27
1979	10/21	KC	L	17-21	1995	9/10	KC	W	20-17 OT	2013	9/29	KC	W	31-7
1983	10/16	KC	W	38-17	1998	12/20	NYG	L	7-28	Total Points: KC 246 - NYG 307				
1984	11/25	NYG	L	27-28	2001	9/23	KC	L	3-13					
Longest KC winning streak:							1 (Twice)			Longest KC losing streak:		4 (1998-09)		
Arrowhead Stadium:							3-4-0 (.429)			Giants Stadium:		0-6-0 (.000)		
Giants home sites: Yankee Stadium 1970-73; Yale Bowl, New Haven, CT 1973-74; Shea Stadium 1975; Giants Stadium - East Rutherford, NJ 1976-2009; MetLife Stadium 2010-Present, known as New Meadowlands Stadium 2010.														


 NEW YORK JETS 18-18-1 (.500)				Regular Season: 17-17-1 Postseason: 1-1				Home: 10-7-0 Away: 8-11-1			
1960	10/2	KC L	35-37	1967	11/5	KC W	42-18	1988	10/2	NYJ T	17-17 OT
	11/24	NYT L	35-41		12/10	NYJ W	21-7		12/4	KC W	38-34
1961	12/3	NYT L	7-28	1968	9/15	KC L	19-20	1992	11/29	NYJ W	23-7
	12/17	KC W	35-24	1969	11/16	NYJ W	34-16	1998	11/1	KC L	17-20
1962	10/21	KC W	20-17		12/20	NYJ W	13-6 ^a	2001	11/11	NYJ L	7-27
	11/11	NYT W	52-31	1971	11/7	NYJ L	10-13	2002	10/6	NYJ W	29-25
1963	12/1	NYJ L	0-17	1974	9/15	KC W	24-16	2005	9/11	KC W	27-7
	12/22	KC W	48-0	1975	9/28	KC L	24-30	2007	12/30	NYJ L	10-13 OT
1964	11/29	NYJ L	14-27	1982	1/2/83	KC W	37-13	2008	10/26	NYJ L	24-28
	12/20	KC W	24-7	1984	10/7	KC L	16-17	2011	12/11	NYJ L	10-37
1965	9/18	NYJ W	14-10		10/21	NYJ L	7-28	2014	11/2	KC W	24-10
	11/7	KC L	10-13	1986	12/28	NYJ L	15-35 ^b	Total Points: KC 823 - NYJ 736			
1966	11/27	NYJ W	32-24	1987	11/15	KC L	9-16				


a - AFL Divisional Playoff Game				b - AFC Wild Card Playoff Game							
Longest KC winning streak:				3 (Twice)				Longest KC losing streak: 4 (1984-87)			
Cotton Bowl:				2-1-0 (.667)				Polo Grounds: 1-3-0 (.250)			
Municipal Stadium:				3-2-0 (.600)				Shea Stadium: 5-2-0 (.714)			
Arrowhead Stadium:				5-4-0 (.555)				Giants Stadium: 2-5-1 (.313)			
								MetLife Stadium: 0-1-0 (.000)			


Jets home sites: Polo Grounds 1960-63; Shea Stadium 1964-83; Giants Stadium - East Rutherford, NJ 1984-2009; MetLife Stadium 2010-Present, known as New Meadowlands Stadium 2010. Franchise known as the New York Titans prior to 1963.


<div> OAKLAND RAIDERS 60-52-2 (.535)</div>					Regular Season: 58-51-2 Postseason: 2-1			Home: 31-24-1 Away: 29-28-1		
1960	9/16 OAK W	34-16		11/5 KC L	10-20	1998	9/6 KC W	28-8		
	10/9 KC L	19-20	1979	9/23 KC W	35-7		12/26 OAK W	31-24		
1961	9/24 OAK W	42-35		11/18 OAK W	24-21	1999	11/28 OAK W	37-34		
	11/26 KC W	43-11	1980	9/7 KC L	14-27		1/2/00 KC L	38-41 OT		
1962	9/23 OAK W	26-16		10/5 OAK W	31-17	2000	10/15 KC L	17-20		
	11/25 KC W	35-7	1981	10/11 KC W	27-0		11/5 OAK L	31-49		
1963	11/3 OAK L	7-10		10/25 OAK W	28-17	2001	9/9 KC L	24-27		
	11/8 KC L	7-22	1982	12/12 KC L	16-21		12/9 OAK L	26-28		
1964	9/27 OAK W	21-9	1983	10/9 LA L	20-21	2002	10/17 KC W	20-10		
	11/8 KC W	42-7		11/6 KC L	20-28		12/28 OAK L	0-24		
1965	9/12 OAK L	10-37	1984	9/16 KC L	20-22	2003	10/20 OAK W	17-10		
	10/31 KC W	14-7		11/18 LA L	7-17		11/23 KC W	27-24		
1966	9/18 OAK W	32-10	1985	9/12 KC W	36-20	2004	12/5 OAK W	34-27		
	10/16 KC L	13-34		10/6 LA L	10-19		12/25 KC W	31-30		
1967	10/1 OAK L	21-23	1986	10/5 KC L	17-24	2005	9/18 OAK W	23-17		
	11/23 KC L	22-44		12/14 LA W	20-17		11/6 KC W	27-23		
1968	10/20 KC W	24-10	1987	10/4 LA L	17-35 c	2006	11/19 KC W	17-13		
	11/3 OAK L	21-38		12/13 KC W	16-10		12/23 OAK W	20-9		
	12/22 OAK L 6-41	a	1988	10/16 KC L	17-27	2007	10/21 OAK W	12-10		
1969	11/23 KC L	24-27		10/30 LA L	10-17		11/25 KC L	17-20		
	12/13 OAK L	6-10	1989	9/17 KC W	24-19	2008	9/14 KC L	8-23		
	1/4/70 OAK W 17-7	b		10/15 LA L	14-20		11/30 OAK W	20-13		
1970	11/1 KC T	17-17	1990	11/4 KC W	9-7	2009	9/20 KC L	10-13		
	12/12 OAK L	6-20		11/25 LA W	27-24		11/15 OAK W	16-10		
1971	10/31 OAK T	20-20	1991	10/28 KC W	24-21	2010	11/7 OAK L	20-23 OT		
	12/12 KC W	16-14		12/22 LA W	27-21		1/2/11 KC L	10-31		
1972	11/5 KC W	27-14		12/28 KC W 10-6	d	2011	10/23 OAK W	28-0		
	11/26 OAK L	3-26	1992	9/28 KC W	27-7		12/24 KC L	13-16 OT		
1973	9/30 KC W	16-3		12/6 LA L	7-28	2012	10/28 KC L	16-26		
	12/8 OAK L	7-37	1993	10/3 KC W	24-9		12/26 OAK L	0-15		
1974	9/22 OAK L	7-27		11/14 LA W	31-20	2013	10/13 KC W	24-7		
	12/8 KC L	6-7	1994	11/6 KC W	13-3		12/15 OAK W	56-31		
1975	10/12 KC W	42-10		12/24 LA W	19-9	2014	11/20 OAK L	20-24		
	12/21 OAK L	20-28	1995	9/17 KC W	23-17		12/14 KC W	31-13		
1976	9/20 KC L	21-24		12/3 OAK W	29-23 OT	2015	12/6 OAK W	34-20		
	11/14 OAK L	10-21	1996	9/8 KC W	19-3		1/3/16 KC W	23-17		
1977	10/3 KC L	28-37		12/9 OAK L	7-26	Total Points: KC 2,351 - OAK 2,202				
	12/18 OAK L	20-21	1997	9/8 OAK W	28-27					
1978	10/15 OAK L	6-28		12/7 KC W	30-0					
a - AFL Divisional Playoff Game			b - AFL Championship Game			c - Replacement Game				
d - AFC Wild Card Playoff Game										
Longest KC winning streak:		9 (2003-07)	Longest KC losing streak:		7 (1975-78)					
KC Season Sweeps:		18 (Last: 2015)	OAK Season Sweeps:		13 (Last: 2010)					
Cotton Bowl:		2-1-0 (.667)	Kezar Stadium:		1-0-0 (1.000)					
Municipal Stadium:		4-4-1 (.500)	Candlestick Park:		1-0-0 (1.000)					
Arrowhead Stadium:		25-19-0 (.588)	Frank Youell:		2-2-0 (.500)					
			L.A. Memorial Coliseum:		6-7-0 (.462)					
			Oakland-Alameda Coliseum:		19-19-1 (.500)					
Raiders home sites: Kezar Stadium - San Francisco, CA 1960;										
Candlestick Park - San Francisco, CA 1961; Frank Youell Field - Oakland, CA 1962-65;										
Los Angeles Memorial Coliseum 1982-94; Oakland-Alameda Coliseum 1966-81, 1995-present, known as Network Associates Coliseum 1998-04, McAfee Coliseum 2005-08 and O.co Coliseum 2011-Present.										
Franchise in Oakland 1960-81, 1995-present; in Los Angeles 1982-94.										


 PHILADELPHIA EAGLES 3-4-0 (.429)								Regular Season: 3-4-0 Postseason: 0-0				Home: 1-3-0 Away: 2-1-0			
1972	10/22	KC L	20-21	2001	11/29	KC L	10-23	2013	9/19	PHI W	26-16	Total Points: KC 149 - PHI 169			
1992	10/11	KC W	24-17	2005	10/2	KC L	31-37								
1998	9/27	PHI W	24-21	2009	9/27	PHI L	14-34								
Longest KC winning streak:				2 (1992-98)				Longest KC losing streak:				3 (2001-09)			
Arrowhead Stadium:				1-3-0 (.250)				Veterans Stadium:				1-0-0 (1.000)			
								Lincoln Financial Field:				1-1-0 (.500)			
Eagles home sites: Franklin Field 1970; Veterans Stadium 1971-02; Lincoln Financial Field 2003-present.															


 PITTSBURGH STEELERS 11-20-0 (.355)								Regular Season: 10-20-0 Postseason: 1-0				Home: 7-10-0 Away: 4-10-0			
1970	11/15	PIT W	31-14	1984	9/2	PIT W	37-27	1999	12/18	KC W	35-19	Total Points: KC 576 - PIT 725			
1971	10/18	KC W	38-16	1985	11/10	KC L	28-36	2001	10/14	KC L	17-20				
1972	11/12	PIT L	7-16	1986	12/21	PIT W	24-19	2003	9/14	KC W	41-20				
1974	10/13	KC L	24-34	1987	11/8	KC L	16-17	2006	10/15	PIT L	7-45				
1975	11/16	PIT L	3-28	1988	11/27	PIT L	10-16	2009	11/22	KC W	27-24 OT				
1976	11/7	KC L	0-45	1989	10/29	PIT L	17-23	2011	11/27	KC L	9-13				
1978	10/29	PIT L	24-27	1992	10/25	KC L	3-27	2012	11/12	PIT L	13-16 OT				
1979	11/11	KC L	3-30	1993 1/8/94 KC W	27-24 OT a		2014	12/21	PIT L	12-20					
1980	12/14	PIT L	16-21	1996	10/7	KC L	7-17	2015	10/25	KC W	23-13				
1981	9/6	PIT W	37-33	1997	11/3	KC W	13-10								
1982	12/5	PIT L	14-35	1998	10/26	KC L	13-20								
a - AFC Wild Card Playoff Game															
Longest KC winning streak:				2 (1970-71)				Longest KC losing streak:							
Municipal Stadium:				1-0-0 (1.000)				Three Rivers Stadium:				4-7-0 (.364)			
Arrowhead Stadium:				6-10-0 (.375)				Heinz Field:				0-3-0 (.000)			
Steelers home sites: Three Rivers Stadium 1970-00; Heinz Field 2001-present.															


 LAS ANGELES RAMS 7-4-0 (.636)								Regular Season: 7-4-0 Postseason: 0-0				Home: 3-3-0 Away: 4-1-0			
1973	9/16	KC L	13-23	1994	9/25	KC L	0-16	2006	11/5	STL W	31-17	Total Points: KC 277 - STL 196			
1982	11/28	LA L	14-20	1997	10/26	STL W	28-20	2010	12/19	STL W	27-13				
1985	10/20	KC L	0-16	2000	10/22	KC W	54-34	2014	10/26	KC W	34-7				
1991	11/10	LA W	27-20	2002	12/8	KC W	49-10								
Longest KC winning streak:				6 (1997-present)				Longest KC losing streak:				3 (1973-85)			
Arrowhead Stadium:				3-3-0 (.500)				Anaheim Stadium:				1-1-0 (.500)			
								Edward Jones Dome:				3-0-0 (1.000)			
Rams home sites: Los Angeles Memorial Coliseum 1970-79; Anaheim Stadium - Anaheim, CA 1980-94; Busch Stadium 1995; Edward Jones Dome 1995-present, known as TransWorld Dome 1995-01.															
Franchise in Los Angeles prior to 1995.															


 SAN DIEGO CHARGERS 56-55-1 (.504)					Regular Season: 56-54-1 Postseason: 0-1			Home: 33-23-0 Away: 23-32-1											
1960	9/10	LA	L	20-21	1979	11/4	KC	L	14-20	1998	9/20	KC	W	23-7					
	9/25	DAL	W	17-0		11/25	SD	L	7-28		11/22	SD	L	37-38					
1961	9/10	DALL		10-26	1980	9/28	KC	L	7-24	1999	10/3	SD	L	14-21					
	11/19	SD	L	14-24		11/16	SD	L	7-20		10/31	KC	W	34-0					
1962	10/7	SD	L	28-32	1981	9/20	KC	L	31-42	2000	9/17	KC	W	42-10					
	12/16	DAL	W	26-17		11/1	SD	L	20-22		11/26	SD	L	16-17					
1963	9/29	SD	L	17-38	1982	9/19	KC	W	19-12	2001	11/4	SD	W	25-20					
	10/20	KC	L	10-24	1983	9/12	KC	L	14-17		12/23	KC	W	20-17					
1964	11/15	KC	L	14-28		12/11	SD	L	38-41	2002	10/13	SD	L	34-35					
	12/13	SD	W	49-6	1984	10/14	KC	W	31-13		12/22	KC	W	24-22					
1965	9/26	SD	T	10-10		12/16	SD	W	42-21	2003	9/7	KC	W	27-14					
	11/14	KC	W	31-7	1985	10/13	SD	L	20-31		11/30	SD	W	28-24					
1966	11/6	KC	W	24-14		12/22	KC	W	38-34	2004	11/28	KC	L	31-34					
	12/18	SD	W	27-17	1986	10/19	KC	W	42-41		1/2/05	SD	L	17-24					
1967	10/15	SD	L	31-45		11/2	SD	W	24-23	2005	10/30	SD	L	20-28					
	11/19	KC	L	16-17	1987	9/13	KC	W	20-13		12/24	KC	W	20-7					
1968	10/27	KC	W	27-20		10/25	SD	L	21-42	2006	10/22	KC	W	30-27					
	12/8	SD	W	40-3	1988	9/25	KC	L	23-24		12/17	SD	L	9-20					
1969	9/14	SD	W	27-9		12/18	SD	L	13-24	2007	9/30	SD	W	30-16					
	11/9	KC	W	27-3	1989	9/24	SD	L	6-21		12/2	KC	L	10-24					
1970	11/29	KC	W	26-14		12/17	KC	L	13-20	2008	11/9	SD	L	19-20					
	12/20	SD	L	13-31	1990	11/18	KC	W	27-10		12/14	KC	L	21-22					
1971	9/19	SD	L	14-21		12/23	SD	W	24-21	2009	10/25	KC	L	7-37					
	10/10	KC	W	31-10	1991	9/29	SD	W	14-13		11/29	SD	L	14-43					
1972	10/29	SD	W	26-14		12/8	KC	W	20-17 ^{OT}	2010	9/13	KC	W	21-14					
	11/19	KC	L	17-27	1992	9/6	SD	W	24-10		12/12	SD	L	0-31					
1973	11/4	SD	W	19-0		11/8	KC	W	16-14	2011	9/25	SD	L	17-20					
	12/16	KC	W	33-6		1/2/93	SD	L	0-17		10/31	KC	W	23-20 ^{OT}					
1974	10/27	SD	W	24-14	1993	10/17	SD	W	17-14	2012	9/30	KC	L	20-37					
	11/10	KC	L	7-14		12/19	KC	W	28-24		11/1	SD	L	13-31					
1975	10/19	SD	W	12-10	1994	10/9	SD	L	6-20	2013	11/24	KC	L	38-41					
	12/7	KC	L	20-28		11/13	KC	L	13-14		12/29	SD	L	24-27					
1976	9/12	KC	L	16-30	1995	10/9	KC	W	29-23 ^{OT}	2014	10/19	SD	W	23-20					
	11/28	SD	W	23-20		11/12	SD	W	22-7		12/28	KC	W	19-7					
1977	9/25	KC	L	7-23	1996	9/29	SD	L	19-22	2015	11/22	SD	W	33-3					
	10/23	SD	W	21-16		11/24	KC	L	14-28		12/13	KC	W	10-3					
1978	11/12	SD	L	23-29 ^{OT}	1997	10/16	KC	W	31-3	Total Points: KC 2,396 - SD 2,246									
	11/26	KC	W	23-0		12/14	SD	W	29-7										
a - AFC Wild Card Playoff Game																			
Longest KC winning streak:					6 (1990-92)					Longest KC losing streak:					6 (1979-81)				
KC Season Sweeps:					16 (Last: 2015)					SD Season Sweeps:					16 (Last: 2013)				
Cotton Bowl:					2-1-0 (.667)					L.A. Memorial Coliseum:					0-1-0 (.000)				
Municipal Stadium:					6-3-0 (.667)					Balboa Stadium:					2-3-1 (.417)				
Arrowhead Stadium:					25-19-0 (.568)					Qualcomm Stadium:					21-28-0 (.429)				
Chargers home sites: Los Angeles Memorial Coliseum 1960; Balboa Stadium 1961-66; Qualcomm Stadium 1967-present, known as San Diego Stadium 1967-79, Jack Murphy Stadium 1980-96. Franchise located in Los Angeles prior to 1961.																			

 SAN FRANCISCO 49ers 5-7-0 (.417)						Regular Season: 5-7-0 Postseason: 0-0				Home: 4-2-0 Away: 1-5-0	
1971	12/6	SF W	26-17	1994	9/11	KC W	24-17	2010	9/26	KC W	31-10
1975	10/5	KC L	3-20	1997	11/30	KC W	44-9	2014	10/5	SF L	17-22
1982	12/26	KC L	13-26	2000	11/12	SF L	7-21	Total Points: KC 236 - SF 218			
1985	11/17	SF L	3-31	2002	11/10	SF L	13-17				
1991	12/14	SF L	14-28	2006	10/1	KC W	41-0				
Longest KC winning streak:				2 (Twice)				Longest KC losing streak: 4 (1975-91)			
Arrowhead Stadium:				4-2-0 (.667)				Candlestick Park: 1-4-0 (.200) Levi's Stadium: 0-1-0 (.000)			
49ers home sites: Kezar Stadium 1970; Candlestick Park 1971-2013, known as, 3Com Park at Candlestick Point 1996-04, Monster Park 2005-07; Levi's Stadium 2014-present.											

 SEATTLE SEAHAWKS 33-18-0 (.647)					Regular Season: 33-18-0 Postseason: 0-0			Home: 21-5-0 Away: 12-13-0		
1977	12/11	KC L	31-34	12/27	KC W	41-20	10/17	KC W	34-16	
1978	11/19	KC L	10-13	9/11	SEAL	10-31	9/28	KC W	20-17 OT	
	12/17	SEAL	19-23	11/20	KC W	27-24	11/23	SEA W	19-14	
1979	9/30	SEA W	24-6	10/8	SEA W	20-16	10/4	KC W	17-6	
	12/2	KC W	37-21	11/5	KC W	20-10	11/8	SEA L	12-24	
1980	9/14	KC L	16-17	10/21	SEAL	7-19	11/21	KC L	19-31	
	11/9	SEA W	31-30	11/11	KC L	16-17	12/26	SEA L	14-23	
1981	9/27	SEA W	20-14	9/22	KC W	20-13	10/2	KC W	24-17	
	11/22	KC W	40-13	12/1	SEA W	19-6	10/29	SEA W	24-19	
1983	9/4	KC W	17-13	9/13	KC W	26-7	11/25	KC W	19-7	
	11/27	SEAL	48-51 OT	11/22	SEA W	24-14	1/6/02	SEA L	18-21	
1984	11/4	SEAL	0-45	12/5	SEA W	31-16	11/24	SEA L	32-39	
	12/9	KC W	34-7	1/2/94	KC W	34-24	10/29	KC W	35-28	
1985	9/29	KC W	28-7	10/23	KC W	38-23	2010	11/28	SEA W	42-24
	12/1	SEAL	6-24	11/27	SEAL	9-10	2014	11/16	KC W	24-20
1986	9/14	SEAL	17-23	9/3	SEA W	34-10	Total Points: KC 1,209 - SEA 977			
	11/9	KC W	27-7	12/24	KC W	26-3				
1987	9/20	SEAL	14-43	9/15	SEA W	35-17				
Longest KC winning streak: 7 (Twice)					Longest KC losing streak: 3 (Twice)					
KC Season Sweeps: 14 (Last: 2000)					SEA Season Sweeps: 11 (Last: 1996)					
Arrowhead Stadium: 21-5-0 (.808)					Kingdome Stadium: 10-11-0 (.476)					
					Husky Stadium: 1-1-0 (.500)					
					Qwest Stadium: 1-1-0 (.500)					
Seahawks home sites: Kingdome 1976-99; Husky Stadium 1994, 2000-01; CenturyLink Field 2002-present, known as Seahawks Stadium 2002-03, Qwest Field 2004-11										

 TAMPA BAY BUCCANEERS 5-6-0 (.455)					Regular Season: 5-6-0 Postseason: 0-0			Home: 3-2-0 Away: 2-4-0			
1976	10/31	TB W	28-19	1984	10/28	KC W	24-20	2004	11/7	TB L	31-34
1978	10/8	KC L	13-30	1986	10/26	KC W	27-20	2008	11/2	KC L	27-30 OT
1979	12/16	TB L	0-3	1993	9/5	TB W	27-3	2012	10/14	TB L	10-38
1981	9/13	KC W	19-10	1999	11/14	TB L	10-17	Total Points: KC 216 - TB 224			
Longest KC winning streak: 4 (1981-93)					Longest KC losing streak: 4 (1999-Present)						
Arrowhead Stadium: 3-2-0 (.600)					Tampa Stadium: 2-1-0 (.667)						
					Raymond James Stadium: 0-3-0 (.000)						
Buccaneers home sites: Houlihan's Stadium 1976-97, known as Tampa Stadium 1976-95; Raymond James Stadium 1998-present.											

 TENNESSEE TITANS 29-21-0 (.580)					Regular Season: 27-21-0 Postseason: 2-0			Home: 17-9-0 Away: 12-12-0			
1960	10/16	HOU L	10-20	11/28	KC W	24-10	1989	11/26	KC W	34-0	
	12/4	DAL W	24-0	1969	10/12	KC W	24-0	1990	12/16	KC L	10-27
1961	10/1	DAL W	26-21	1970	11/8	KC W	24-9	1991	9/16	HOU L	7-17
	10/22	HOU L	7-38	1971	9/26	HOU W	20-16	1992	9/20	HOU L	20-23 OT
1962	10/28	HOU W	31-7	1973	11/18	KC W	38-14	1993	9/12	HOU L	0-30
	11/4	DAL L	6-14	1974	9/29	HOU W	17-7		1/16/94	HOU W	28-20 b
	12/23	HOU W	20-17 ^{2OT} _a	1975	11/2	KC L	13-17	1994	12/18	KC W	31-9
1963	10/6	KC W	28-7	1977	11/27	HOU L	20-34	1995	11/19	KC W	20-13
	10/27	HOU L	7-28	1978	9/10	KC L	17-20	1996	9/1	HOU W	20-19
1964	10/4	KC W	28-7	1979	9/16	HOU L	6-20	2000	9/10	TEN L	14-17 OT
	11/22	HOU W	28-19	1980	10/12	KC W	21-20	2004	12/13	TEN W	49-38
1965	10/24	HOU L	36-38	1981	11/15	KC W	23-10	2007	12/16	KC L	17-26
	11/28	KC W	52-21	1983	10/23	HOU W	13-10 OT	2008	10/19	KC L	10-34
1966	10/30	KC W	48-23	1984	11/11	KC L	16-17	2010	12/26	KC W	34-14
1967	9/9	HOU W	25-20	1985	11/3	HOU L	20-23	2013	10/6	TEN W	26-17
	10/22	KC L	19-24	1986	9/21	KC W	27-13	2014	9/7	KC L	10-26
1968	9/10	HOU W	26-21	1988	10/9	HOU L	6-7	Total Points: KC 1,080 - TEN 902			
a - AFL Championship Game (Houston, Texas)					b - AFC Divisional Playoff Game (Houston, Texas)						
Longest KC winning streak:			7 (1968-74)		Longest KC losing streak:			4 (Twice)			
Cotton Bowl:			2-1-0 (.667)		Jeppesen Stadium:			3-3-0 (.500)			
Municipal Stadium:			7-1-0 (.875)		Rice Stadium:			1-1-0 (.500)			
Arrowhead Stadium:			8-7-0 (.533)		Astrodome:			6-7-0 (.462)			
					LP Field:			2-1-0 (.667)			
Titans home sites: Jeppesen Stadium 1960-64; Rice Stadium 1965-67; Astrodome 1968-96; Liberty Bowl - Memphis, TN 1997; Vanderbilt Stadium - Nashville, TN 1998; LP Field - Nashville, TN 1999-present, known as Adelphia Coliseum 1999-01 and The Coliseum 2002-05. Franchise located in Houston prior to 1997 and known as the Oilers prior to 1999.											

 WASHINGTON REDSKINS 8-1-0 (.889)	Regular Season: 8-1-0 Postseason: 0-0	Home: 4-0-0 Away: 4-1-0	
1971 10/24 KC W 27-20	1995 11/5 KC W 24-3	2013 12/8 WAS W 45-10	
1976 10/10 WAS W 33-30	2001 9/30 WAS W 45-13	Total Points: KC 263 - WAS 146	
1983 9/18 WAS L 12-27	2005 10/16 KC W 28-21		
1992 11/15 KC W 35-16	2009 10/18 WAS W 14-6		
Longest KC winning streak:	6 (1992-present)	Longest KC losing streak:	1 (1983)
Municipal Stadium:	1-0-0 (1.000)	RFK Stadium:	1-1-0 (.500)
Arrowhead Stadium:	3-0-0 (1.000)	FedEx Field:	3-0-0 (1.000)
Redskins home sites: RFK Memorial Stadium 1970-96; FedEx Field - Landover, MD 1997-present, known as Jack Kent Cooke Stadium 1997-99.			

CHIEFS ALL-TIME POSTSEASON RECORDS BY STADIUM

Overall Postseason Record:	9-16 (.360)	Road Record:	6-10 (.375)
Home Record:	2-5 (.286)	BUF	- War Memorial Stadium: 1-0 (1.000)
Cotton Bowl:	0-0 (.000)	BUF	- Ralph Wilson Stadium: 0-2 (.000)
Municipal Stadium:	0-1 (.000)	HOU	- NRG Stadium: 1-0 (1.000)
Arrowhead Stadium:	2-4 (.333)	IND	- RCA Dome: 0-1 (.000)
Neutral:	1-1 (.500)	IND	- Lucas Oil Stadium: 0-1 (.000)
Super Bowl I		MIA	- Dolphins Stadium: 0-2 (.000)
(L.A. Memorial Coliseum):	0-1 (.000)	NE	- Gillette Stadium: 0-1 (.000)
Super Bowl IV		NYJ	- Shea Stadium: 1-0 (.000)
(Tulane Stadium):	1-0 (1.000)	NYJ	- Giants Stadium: 0-1 (.000)
		OAK	- McAfee Coliseum: 1-1 (.500)
		SD	- Qualcomm Stadium: 0-1 (.000)
		TEN	- Jeppesen Stadium: 1-0 (1.000)
		TEN	- Astrodome: 1-0 (1.000)

**CHIEFS VS. THE NFL - ALL GAMES****Total:
Regular Season:****576-536-15 (.518)
435-405-12 (.518)**

	Preseason	Regular Season	Postseason	Total	Overall Win Pct.
Arizona	15-10-1	8-3-1	0-0	23-13-2	.632
Atlanta	4-3-0	5-3-0	0-0	9-6-0	.600
Baltimore	0-1-0	4-3-0	0-1	4-5-0	.444
Buffalo	8-4-0	20-23-1	1-2	29-29-1	.500
Carolina	1-1-0	3-2-0	0-0	4-3-0	.571
Chicago	7-2-0	5-7-0	0-0	12-9-0	.571
Cincinnati	8-0-0	13-15-0	0-0	21-15-0	.583
Cleveland	3-2-0	12-11-2	0-0	15-13-2	.533
Dallas	4-5-0	4-6-0	0-0	8-11-0	.421
Denver	7-1-0	57-54-0	0-1	64-56-0	.533
Detroit	4-6-0	8-5-0	0-0	12-11-0	.522
Green Bay	7-8-1	7-3-1	0-1	14-12-2	.536
Houston	1-2-0	4-3-0	1-0	6-5-0	.545
Indianapolis	1-3-0	8-12-0	0-4	9-19-0	.321
Jacksonville	1-3-0	4-6-0	0-0	5-9-0	.357
Miami	1-3-1	13-13-0	0-3	14-19-1	.426
Minnesota	7-9-0	6-5-0	1-0	14-14-0	.500
New England	3-3-0	17-13-3	0-1	20-17-3	.538
New Orleans	4-6-0	5-5-0	0-0	9-11-0	.450
N.Y. Giants	1-3-0	3-10-0	0-0	4-13-0	.235
N.Y. Jets	5-2-0	17-17-1	1-1	23-20-1	.534
Oakland	7-1-0	58-51-2	2-1	67-53-2	.557
Philadelphia	1-1-0	3-4-0	0-0	4-5-0	.444
Pittsburgh	2-1-0	10-20-0	1-0	13-21-0	.382
St. Louis/Los Angeles	9-14-0	7-4-0	0-0	16-18-0	.471
San Diego	2-5-0	56-54-1	0-1	58-60-1	.492
San Francisco	2-6-0	5-7-0	0-0	7-13-0	.350
Seattle	1-5-0	33-18-0	0-0	34-23-0	.596
Tampa Bay	1-5-0	5-6-0	0-0	6-11-0	.353
Tennessee	11-3-0	27-21-0	2-0	40-24-0	.625
Washington	4-2-0	8-1-0	0-0	12-3-0	.800

Playoff History



PLAYOFF CAPSULE

NFL Championships	1 (1969)
AFL Championships	3 (1962, 1966, 1969)
AFL/AFC West Championships	9 (1962, 1966, 1968, 1971, 1993, 1995, 1997, 2003, 2010)
Total Playoff Games	25
All-Time Playoff Record	9-16
Years in Playoffs	19
Most Consecutive Playoff Appearances	6 (1990-95)

GAME-BY-GAME PLAYOFF RESULTS

DATE	Opponent	Game	Result
12/23/62	Houston	1962 AFL Championship	W, 20-17 (OT)
1/1/67	Buffalo	1966 AFL Championship	W, 31-7
1/15/67	Green Bay	Super Bowl I	L, 10-35
12/22/68	Oakland	1968 AFL Divisional	L, 6-41
12/20/69	N.Y. Jets	1969 AFL Divisional	W, 13-6
1/4/70	Oakland	1969 AFL Championship	W, 17-7
1/11/70	Minnesota	Super Bowl IV	W, 23-7
12/25/71	Miami	1971 AFC Divisional	L, 24-27 (2 OT)
12/28/86	N.Y. Jets	1986 AFC Wild Card	L, 15-35
1/5/91	Miami	1990 AFC Wild Card	L, 16-17
12/28/91	L.A. Raiders	1991 AFC Wild Card	W, 10-6
1/5/92	Buffalo	1991 AFC Divisional	L, 14-37
1/2/93	San Diego	1992 AFC Wild Card	L, 0-17
1/8/94	Pittsburgh	1993 AFC Wild Card	W, 27-24 (OT)
1/16/94	Houston	1993 AFC Divisional	W, 28-20
1/23/94	Buffalo	1993 AFC Championship	L, 13-30
12/31/94	Miami	1994 AFC Wild Card	L, 17-27
1/7/96	Indianapolis	1995 AFC Divisional	L, 7-10
1/4/98	Denver	1997 AFC Divisional	L, 10-14
1/11/04	Indianapolis	2003 AFC Divisional	L, 31-38
1/6/07	Indianapolis	2006 AFC Wild Card	L, 8-23
1/9/11	Baltimore	2010 AFC Wild Card	L, 7-30
1/4/14	Indianapolis	2013 AFC Wild Card	L, 44-45
1/9/16	Houston	2015 AFC Wild Card	W, 30-0
1/16/16	New England	2015 AFC Divisional	L, 20-27

*The Chiefs franchise was located in Dallas and known as the Texans from 1960-62.

RECORD VS. ALL PLAYOFF OPPONENTS

Team	Record	Last Meeting	Result
Baltimore	0-1	2010 AFC Wild Card	L, 7-30
Buffalo	1-2	1993 AFC Championship	L, 13-30
Denver	0-1	1997 AFC Divisional	L, 10-14
Green Bay	0-1	Super Bowl I	L, 10-35
Houston/Tennessee	2-0	1993 AFC Divisional	W, 28-20
Houston Texans	1-0	2015 AFC Wild Card	W, 30-0
Indianapolis	0-4	2013 AFC Wild Card	L, 44-45
Miami	0-3	1994 AFC Wild Card	L, 17-27
Minnesota	1-0	Super Bowl IV	W, 23-7
New England	0-1	2015 AFC Divisional	L, 20-27
N.Y. Jets	1-1	1986 AFC Wild Card	L, 15-35
Oakland*	2-1	1991 AFC Wild Card	W, 10-6
Pittsburgh	1-0	1993 AFC Wild Card	W, 27-24 (OT)
San Diego	0-1	1992 AFC Wild Card	L, 0-17

*Franchise located in Los Angeles from 1982-94.



1962 AFL CHAMPIONSHIP GAME

TEXANS 20, OILERS 17 (2 OT)

December 23, 1962 • Jeppesen Stadium • 37,981



DALLAS	3	14	0	0	0	3	—	20
HOUSTON	0	0	7	10	0	0	—	17

A contest that moved the infant American Football League into the national consciousness proved to be the first of three AFL titles for Hank Stram's charges as the Dallas Texans claimed a 20-17 double-overtime victory over the Houston Oilers. The game still ranks as the second-longest pro contest ever played, coming in at a lengthy 77:54, but is best remembered for RB Abner Haynes' choice to "kick to the clock" at the beginning of the initial overtime session.

Following second-place finishes in each of the league's first two seasons, the Texans ran away with the AFL West title in '62. Dallas (11-3) was then matched in this title bout with Houston (11-3), which had won the first two AFL titles in '60 and '61 over the Chargers.

The Texans grabbed the game's first break when LB E.J. Holub picked off QB/K George Blanda at the goal line and returned the ball 43 yards, sparking a drive that resulted in a 16-yard FG by K Tommy Brooker. Blanda would miss a 47-yard kick on the Oilers next possession and Haynes scored on a 28-yard pass from QB Len Dawson. An INT by CB Dave Grayson would set up Haynes' second TD of the half, this time on a two-yard run to give the Texans a 17-0 halftime advantage.

But the momentum quickly shifted to the Oilers in the second half. George Blanda - then a "young" 35 years old - passed 15 yards to TE Willard Dewveall for a touchdown and kicked a 31-yard field goal before RB Charley Tolar burst over from the one to tie the game at 17-17 in the fourth quarter. Houston had a shot to win the game late in regulation, but LB Sherrill Headrick blocked a 42-yard Blanda field goal to leave the score deadlocked.

The two teams then went into the first sudden death overtime in AFL annals. The Texans won the toss and Stram elected to kick off, maintaining his defense could hold the Oilers long enough for Dawson to get the ball in good field position. Herein came the famous "kick-to-the-clock" episode in which Texans captain Haynes inadvertently elected for his team to kick into the wind instead of having it as the consolation for not receiving the football.

Neither club mounted a serious challenge in the early stages of overtime, but as the fifth quarter was drawing to a close, DE Bill Hull intercepted a Blanda pass and returned it to midfield. Dawson passed to RB Jack Spikes for 10 yards. Spikes - the game's Most Valuable Player - then ran for 19 yards and the Texans were in field goal range.

At the 2:54 mark of the sixth quarter, Brooker kicked a 25-yard field goal to give the Texans a 20-17 victory and the American Football League championship. The game lasted 77 minutes and 54 seconds and would be the longest in pro football history until the Chiefs and Dolphins played over 82 minutes nearly a decade later in '71.

TEXANS—Brooker, 16-yard FG.

TEXANS—Haynes, 28-yard pass from Dawson (Brooker kick).

TEXANS—Haynes, 2-yard run (Brooker kick).

OILERS—Dewveall, 15-yard pass from Blanda (Blanda kick).

OILERS—Blanda, 31-yard FG.

OILERS—Tolar, 1-yard run (Blanda kick).

TEXANS—Brooker, 25-yard FG.

Team Statistics	Oilers	Texans
First Downs	21	19
Total Net Yards	359	237
Rushes/Net Yards	30/98	54/199
Net Passing	261	38
Pass Attempts/Completions	46/23	14/9
Had Intercepted	5	0
Sacked/Yards Lost	0/0	6/50
Punts/Average	3/39.3	8/31.2
Penalties/Yards	6/50	6/42
Fumbles/Lost	0/0	2/1

RUSHING

TEXANS—Spikes 11-77; McClinton 24-70; Haynes 14-26, TD; Dawson 5-26.

OILERS—Tolar 15-78, TD; Cannon 11-37; Smith 2-3.

RECEIVING

TEXANS—Haynes 3-45, TD; Spikes 2-24; Arbanas 2-21; McClinton 1-4; Bishop 1-(-6).

OILERS—Dewveall 6-59, TD; Cannon 6-54; McLeod 5-70; Hennigan 3-37; Tolar 1-8; Smith 1-6; Jamison 1-(-9).

PASSING

TEXANS—Dawson 9-14-88, 1 TD, 0 INTs.

OILERS—Blanda 23-46-261, 1 TD, 5 INTs.

INTERCEPTIONS

TEXANS—Robinson 2-50; Holub 1-43; Grayson 1-20; Hull 1-23.

OILERS—None.

FIELD GOALS

TEXANS—Brooker (16) 33WL (25).

OILERS—Blanda 47WL (31).



RB Abner Haynes opts to "kick to the clock" in a double-OT thriller at Houston.

1962 AFL CHAMPIONS



Front Row: Bobby Yarborough - Equipment Manager, James Saxton, Eddie Wilson, Bobby Ply, Len Dawson, Bobby Hunt, Frank Jackson, Abner Haynes, Wayne Rudy - Trainer.

Second Row: Head Coach Hank Stram, Jack Spikes, Curtis McClinton, Smokey Stover, Johnny Robinson, Dave Grayson, Duane Wood, E.J. Holub, Walt Corey.

Third Row: Al Reynolds, Marvin Terrell, Curt Merz, Jon Gilliam, Sonny Bishop, Carl Larpenter, Sherrill Headrick, Ed Hughes - Assistant Coach.

Fourth Row: Lamar Hunt - Founder, Tom Catlin - Assistant Coach, Bob Ghilotti - Assistant Coach, Paul Rochester, Jerry Cornelison, Jerry Mays, Jim Tyrer, Charlie Diamond, Don Klosterman - Talent Scout, Bill Walsh - Assistant Coach.

Fifth Row: Jack Steadman - General Manager, Tommy Brooker, Bill Miller, Fred Arbanas, Bill Hull, Dick Davis, Mel Branch, Chris Burford.

1966 AFL CHAMPIONS



Front Row: Pete Beathard, Bobby Ply, Wendell Tucker, Len Dawson, Fletcher Smith, Emmitt Thomas, Bobby Hunt, Mike Garrett, Willie Mitchell, Bert Coan.

Second Row: Bobby Yarborough - Equipment Manager, Dr. Albert Miller, Fred Williamson, Frank Pitts, Jerry Lamb, Gloster Richardson, Curtis McClinton, Head Coach Hank Stram, Smokey Stover, Solomon Brannon, David Bonds, Johnny Robinson, Jerrel Wilson, Chuck Mills - Assistant Coach.

Third Row: Gene Thomas, Sandy Stephens, Elijah Gipson, Kit Colvin, Bud Abell, E.J. Holub, Walt Corey, Andrew Rice, Al Reynolds, Dennis Biodrowski, Ron Calegari, Wayne Rudy - Trainer.

Fourth Row: Bob Watcher - Ticket/Stadium Manager, Bill Walsh - Assistant Coach, Curt Merz, Jon Gilliam, Wayne Frazier, Wayne Walker, Sherrill Headrick, Curt Farrier, Ed Budde, Tony DiMidio, Dave Hill, Jerry Mays, Tom Bettis - Assistant Coach, Tom Pratt - Assistant Coach.

Fifth Row: Jack Steadman - General Manager, Hatch Roshdahl, Jim Tyrer, Bobby Bell, Reg Carolan, Tommy Brooker, Ed Lothamer, Fred Arbanas, Chuck Hurston, Buck Buchanan, Aaron Brown, Chris Burford, Otis Taylor, Darrel "Pete" Brewster - Assistant Coach.



1966 AFL CHAMPIONSHIP GAME CHIEFS 31, BILLS 7

January 1, 1967 • War Memorial Stadium • 42,080



KANSAS CITY	7	10	0	14	31
BUFFALO	7	0	0	0	7

With a berth in Super Bowl I as the prize, the Chiefs visited ancient War Memorial Stadium for a New Year's Day clash with the defending AFL champion Buffalo Bills. Kansas City's defense had stifled opponents all season long and didn't disappoint in this contest, forcing four turnovers, while limiting Buffalo to just nine first downs and 40 rushing yards as the Chiefs rolled to a 31-7 victory and their second AFL title.

The game, played in frigid, sub-freezing temperatures, produced its first break on the opening kickoff when P Jerrel Wilson recovered a fumble by DE Dudley Meredith on the Buffalo 31-yard line. Three plays later, QB Len Dawson found TE Fred Arbanas for a 29-yard touchdown, giving Kansas City an early 7-0 lead.

After the two teams exchanged punts, Buffalo tied the game in the opening period when All-Star QB Jack Kemp hit WR Elbert Dubenion on a 69-yard pass play to tie the score at 7-7. Few thought it would be the Bills last score of the day, but Kansas City would eventually outscore Buffalo 24-0 in the final three quarters.

While the Chiefs defense clamped down on the Bills, Dawson led the Kansas City offense to 10 second-quarter points. A 28-yard punt return by RB Mike Garrett set the Chiefs up at the Buffalo 45-yard line and six plays later the KC signal-caller found WR Otis Taylor for a 29-yard touchdown pass.

The game's decisive play then came just before halftime. Kemp had marched the Bills to the Chiefs eight-yard line, but was picked off at the goal line by S Johnny Robinson, who raced 72 yards with the interception before being brought down at the Buffalo 28-yard line. K Mike Mercer then hit a 32-yard FG with 0:03 left in the half to give the Chiefs a 17-7 lead heading into the locker room.

The third quarter proved to be a defensive tussle as the two teams each exchanged a pair of punts. Kansas City would get to the Buffalo 42-yard line late in the period, but a 49-yard kick by Mercer fell short leaving the score at 17-7 with 15 minutes remaining.

Kansas City then broke the game wide open as Garrett applied the coup de grace for the Chiefs, scoring on runs of one and 18 yards to make the count 31-7. A 47-yard Dawson pass to E Chris Burford set up Garrett's first TD which came on fourth-and-goal. Buffalo fumbled on its next offensive snap and S Bobby Hunt fell on the loose ball at the Bills 21. Three plays later Garrett started left and then reversed his field to get into the end zone for a second time.

Kemp couldn't move the Bills on their next possession and was picked off by CB Emmitt Thomas on Buffalo's final drive of the day as Kansas City won its second AFL title in four years and awaited the Green Bay Packers in Super Bowl I.

CHIEFS—Arbanas, 29-yard pass from Dawson (Mercer kick).

BILLS —Dubenion, 69-yard pass from Kemp (Lusteg kick).

CHIEFS—Taylor, 29-yard pass from Dawson —(Mercer kick).

CHIEFS—Mercer, 32-yard FG.

CHIEFS—Garrett, 1-yard run (Mercer kick).

CHIEFS—Garrett, 18-yard run (Mercer kick).

Team Statistics	Bills	Chiefs
First Downs	9	14
Total Net Yards	255	277
Rushes/Net Yards	13/40	33/113
Net Passing	215	164
Pass Attempts/Completions	27/12	24/16
Had Intercepted	2	0
Times Sacked/Yards Lost	4/38	7/63
Punts/Average	8/39.3	6/42.3
Penalties/Yards	3/23	4/40
Fumbles/Lost	3/2	1/0

RUSHING

CHIEFS—Garrett 13-39, 2 TDs; McClinton 11-38; Dawson, 5-28; Coan 2-6; G. Thomas 2-2.

BILLS —Carlton 9-31; Burnett 3-6; Kemp 1-3.

RECEIVING

CHIEFS—Taylor 5-78, TD; Burford 4-76; Garrett 4-16; Arbanas 2-44, TD; McClinton 1-13.

BILLS —Burnett 6-127; Dubenion 2-79, TD; Bass 2-26; Crockett 1-16; Carlton 1-5.

PASSING

CHIEFS—Dawson 16-24-227, 2 TDs, 0 INTs.

BILLS —Kemp 12-27-253, 1 TD, 2 INTs.

INTERCEPTIONS

CHIEFS—Robinson 1-72; E. Thomas 1-26.

BILLS —None.

FIELD GOALS

CHIEFS—Mercer (32) 49S.

BILLS —None.



RB Mike Garrett's two TDs helped propel Kansas City to an AFL title and a berth in Super Bowl I.



SUPER BOWL I

PACKERS 35, CHIEFS 10

January 15, 1967 • Los Angeles Memorial Coliseum • 63,036



KANSAS CITY	0	10	0	0	—	10
GREEN BAY	7	7	14	7	—	35

Representing themselves and the American Football League in the first championship match with the National Football League, the Chiefs played well for one half before bowing to the supremacy of the Green Bay Packers. Vince Lombardi's Packers – one of the great pro football teams of all time – won Super Bowl I by a 35-10 score. The Packers held a slim 14-10 advantage at the half before the game turned on one play in the third quarter.

Green Bay opened the scoring on its second possession when the game's Most Valuable Player, QB Bart Starr, passed 37 yards to TE Max McGee, who made a remarkable one-handed catch for a touchdown. McGee, who had caught just four passes during the regular season, became an unlikely hero for the Packers after starter Boyd Dowler was injured on the game's opening series. McGee finished the game with seven catches for 138 yards and two TDs.

Behind QB Len Dawson, the Chiefs marched into Green Bay territory on their next drive, but K Mike Mercer misfired on a 40-yard FG to leave the score 7-0 after one quarter. However, Kansas City would tie the game on its next possession after a 31-yard completion to WR Otis Taylor set up a seven-yard scoring pass to RB Curtis McClinton.

Green Bay would go right back on top when RB Jim Taylor scored from 14 yards out on the Packers' vaunted sweep. Kansas City's next drive featured a 27-yard completion to E Chris Burford and culminated with a 31-yard Mercer FG as the Chiefs narrowed Green Bay's lead to a 14-10 margin.

The Chiefs' momentum carried over to the third quarter as Kansas City moved to a first down on its initial possession. But then the game's key play – one that doomed the underdog Chiefs – unfolded when S Willie Wood intercepted a Dawson pass intended for TE Fred Arbanas at midfield. Wood returned it all the way to the Chiefs five-yard line, where RB Elijah Pitts ran for the first of his two touchdowns as Green Bay would establish a 21-10 lead.

The Packers' defense forced Kansas City to punt on its next two possessions, setting up another Starr-to-McGee touchdown pass. That duo would connect on completions of 11 and 16 yards on a 10-play, 56-yard drive before McGee hauled in a 13-yard score to up the Packer advantage to 28-10.

Kansas City dodged a scoring threat when CB Willie Mitchell picked off a Starr pass at the Chiefs 11-yard line in the fourth quarter, but it would be Green Bay's only miscue of the day. The Packers' defense would stifle the AFL Champions for the remainder of the game as the Chiefs crossed midfield just once in the fourth quarter.

A 37-yard pass to McGee would set up the Packers' final score, a one-yard Pitts TD run. That score put the finishing touch on a 35-10 victory as Green Bay claimed the first of two straight Super Bowl titles, while Kansas City would have to wait until Super Bowl IV for redemption on football's biggest stage.

PACKERS—McGee, 37-yard pass from Starr (Chandler kick).

CHIEFS —McClinton, 7-yard pass from Dawson (Mercer kick).

PACKERS—Taylor, 14-yard run (Chandler kick).

CHIEFS —Mercer, 31-yard FG.

PACKERS—Pitts, 5-yard run (Chandler kick).

PACKERS—McGee, 13-yard pass from Starr (Chandler kick).

PACKERS—Pitts, 1-yard run (Chandler kick).

Team Statistics	Packers	Chiefs
First Downs	21	17
Total Net Yards	358	239
Rushes/Net Yards	33/130	19/72
Net Passing	228	167
Pass Attempts/Completions	24/16	32/17
Had Intercepted	1	1
Sacked/Yards Lost	3/22	6/61
Punts/Average	4/43.3	7/45.3
Penalties/Yards	4/40	4/26
Fumbles/Lost	1/0	1/0

RUSHING

CHIEFS —Dawson 3-24; Garrett 6-17;

McClinton 6-16; Beathard 1-14;

Coan 3-1.

PACKERS—Taylor 16-53, TD; Pitts 11-45, 2 TDs;

Anderson 4-30; Grabowski 2-2.

RECEIVING

CHIEFS —Burford 4-67; Taylor 4-57;

Garrett 3-28; McClinton 2-34, TD;

Coan 1-5.

PACKERS—McGee 7-138, 2 TDs; Dale 4-59;

Fleming 2-22; Pitts 2-32.

PASSING

CHIEFS —Dawson 16-27-211, 1 TD, 1 INT;

Beathard 1-5-17, 0 TDs, 0 INTs.

PACKERS—Starr 16-23-250, 2 TDs, 1 INT;

Bratkowski 0-1-0, 0 TDs, 0 INTs.

INTERCEPTIONS

CHIEFS —Mitchell 1-0.

PACKERS—Wood 1-50.

FIELD GOALS

CHIEFS —Mercer 40WR (31).

PACKERS—None.



DT Buck Buchanan levels a hit on QB Bart Starr, who earned MVP honors in Super Bowl I.



1968 AFL DIVISIONAL PLAYOFF GAME RAIDERS 41, CHIEFS 6

December 22, 1968 • Oakland-Alameda County Coliseum • 54,444



KANSAS CITY	0	6	0	0	—	6
OAKLAND	21	7	0	13	—	41

Oakland jumped out to an early 21-0 lead and picked off QB Len Dawson four times, posting a convincing 41-6 victory in the initial postseason meeting between the Chiefs and Raiders. The two teams had both finished 12-2 and split a pair of regular season contests, setting up this playoff meeting for the right to advance to the AFL Championship Game.

The Chiefs defense had allowed a franchise-record 170 points during the regular season, but QB Daryle Lamonica and WR Fred Biletnikoff made play after play against Kansas City. Lamonica finished the day with 345 passing yards and five TD passes, the highest postseason totals ever amassed against Kansas City. Biletnikoff also had a record-setting day, registering 180 receiving yards and three scores, the best individual receiving day produced versus the Chiefs in the playoffs.

The Lamonica-Biletnikoff connection clicked early and often, accounting for three plays and 60 yards on Oakland's opening possession, including a 24-yard TD pass to put the Raiders ahead 7-0.

With the Chiefs backed up at their own two-yard line, P Jerrel Wilson's punt would go off the side of his foot, giving the Raiders the ball at the Kansas City 25-yard line. Three plays later, a 23-yard scoring grab by WR Warren Wells made the score 14-0. The two teams would exchange punts before Lamonica lofted a 44-yard aerial to Biletnikoff to make the score 21-0 at the end of the first quarter.

Kansas City's offense showed some life to open the second quarter. Dawson hit WR Otis Taylor for a 55-yard gain to put the Chiefs in scoring position, but KC could not crack the end zone on three tries from inside the five-yard line as the club would settle for a 10-yard K Jan Stenerud FG to make the count 21-3.

Two possessions later, the Chiefs got excellent field position at the Oakland 38. A 31-yard pass to WR Ron Pitts moved KC to the seven-yard line, but again the offense couldn't cross the goal line, resulting in an eight-yard Stenerud FG. The Raiders responded with a 54-yard Lamonica-to-Biletnikoff TD to close the first half, giving Oakland a commanding 28-6 lead.

The Chiefs defense forced a punt on Oakland's first drive of the second half and then held the Raiders out of the end zone on fourth-and-goal from the one on their next possession to keep the contest within reach. But Kansas City's offense couldn't put points on the board despite getting deep into Oakland territory twice as a missed 37-yard FG and an interception haulted those drives.

The Raiders slammed the door shut in the fourth quarter as Wells caught his second TD of the day and K George Blanda tacked on a pair of FGs to up the Oakland lead to 41-6. Dawson was unable to rally the Chiefs as each of the club's final three possessions ended with interceptions and Oakland advanced to its second straight AFL Championship Game.

RAIDERS—Biletnikoff, 24-yard pass from Lamonica (Blanda kick).

RAIDERS—Wells, 23-yard pass from Lamonica (Blanda kick).

RAIDERS—Biletnikoff, 44-yard pass from Lamonica (Blanda kick).

CHIEFS —Stenerud, 10-yard FG.

CHIEFS —Stenerud, 8-yard FG.

RAIDERS—Biletnikoff, 54-yard pass from Lamonica (Blanda kick).

RAIDERS—Wells, 35-yard pass from Lamonica (Blanda kick).

RAIDERS—Blanda, 41-yard FG.

RAIDERS—Blanda, 40-yard FG.

Team Statistics	Raiders	Chiefs
First Downs	22	13
Total Net Yards	454	312
Rushes/Net Yards	30/118	24/70
Net Passing	336	242
Pass Attempts/Completions	39/19	36/17
Had Intercepted	0	4
Sacked/Yards Lost	1/11	1/11
Punts/Average	5/45.4	6/50.3
Penalties/Yards	1/5	4/49
Fumbles/Lost	1/0	2/0

RUSHING

CHIEFS —Holmes 13-46; Hayes 3-10; Dawson 2-9; Garrett 6-5.

RAIDERS—Smith 13-74; Banaszak 3-19. Dixon 10-13; Hagberg 4-12.

RECEIVING

CHIEFS —Pitts 5-56; Taylor 4-117; Garrett 4-31; Richardson 3-57; Holmes 1-(-8).

RAIDERS—Biletnikoff 7-180, 3 TDs; Smith 5-25; Wells 4-93, 2 TD; Cannon 2-15; Dixon 1-7.

PASSING

CHIEFS —Dawson 17-36-253, 0 TDs, 4 INTs.

RAIDERS—Lamonica 19-39-345, 5 TDs, 0 INTs.

INTERCEPTIONS

CHIEFS —None.

RAIDERS—Wilson 1-14; Hopkins 1-7; Conners 1-5; Brown 1-0.

FIELD GOALS

CHIEFS —Stenerud (10) (8) 39S.

RAIDERS—Blanda (41) (40).



LB Willie Lanier (63), DT Buck Buchanan (86) and LB Jim Lynch (51) corral RB Roger Hagberg.



1969 AFL DIVISIONAL PLAYOFF GAME CHIEFS 13, JETS 6

December 20, 1969 • Shea Stadium • 62,977



KANSAS CITY	0	3	3	7	—	13
NEW YORK	3	0	0	3	—	6

Kansas City had throttled the Jets in the regular season, but getting a playoff victory against the reigning World Champions would prove much more difficult. The Chiefs defense would rise up for a monumental goal line stand, while the offense would get into the end zone when it mattered most as Kansas City claimed a 13-6 victory.

New York was led by QB Joe Namath, but throwing the ball accurately in the swirling winds of Shea Stadium would prove difficult for the charismatic MVP of Super Bowl III. The Jets passer connected on just 14 of 40 attempts for 164 yards and was picked off three times.

New York got on the board first with a 27-yard K Jim Turner field goal to go up 3-0. QB Len Dawson then started KC's next drive with a 13-yard pass to WR Otis Taylor, a 12-yard connection to TE Fred Arbanas and a 17-yard screen to RB Wendell Hayes. After missing a 47-yard FG on KC's first drive, this time K Jan Stenerud connected on a 23-yard FG to knot the score at 3-3.

Neither club could muster much offense for the remainder of the first half. Stenerud would misfire on a 44-yard kick on KC's only other legitimate scoring shot, leaving the score deadlocked at intermission.

Kansas City's defense would turn up the pressure in the third quarter. CB Emmitt Thomas would register the Chiefs first INT of the day, setting up a 47-yard FG attempt that sailed wide left in the blustery conditions. New York's next possession would be terminated by the first of two interceptions on the day by CB Jim Marsalis. After the Jets were penalized for running into P Jerrel Wilson, a 27-yard pass to Arbanas put KC in New York territory. A 25-yard Stenerud FG then gave the Chiefs a slim, 6-3 advantage.

Namath responded by moving the Jets into scoring position early in the fourth quarter. A pass interference call in the end zone would give the home squad first-and-goal at the one, setting the stage for the biggest goal-line stand in Chiefs history.

RB Matt Snell gained half a yard off right tackle on first down before S Johnny Robinson arrived on the scene, while RB Bill Mathis was stuffed for no gain by LB Willie Lanier on second down. Namath attempted a bootleg on third down, but was hit by LB Jim Lynch and threw the ball away, forcing the Jets to settle for a seven-yard Turner field goal to tie the contest at 6-6.

Dawson and the Chiefs would immediately strike back. A 61-yard bomb to Taylor would set up the game's only TD. WR Gloster Richardson made the biggest grab of his career, hauling in a 19-yard scoring strike from Dawson on the next play. Marsalis would then record his second INT of Namath on the Jets final possession to ensure a tightly-contested 13-6 playoff win, sending Kansas City to the AFL's final title game at Oakland.

JETS —J. Turner, 28-yard FG.

CHIEFS—Stenerud, 23-yard FG.

CHIEFS—Stenerud, 25-yard FG.

JETS —J. Turner, 7-yard FG.

CHIEFS—Richardson, 19-yard pass from Dawson (Stenerud kick).

Team Statistics	Jets	Chiefs
First Downs	19	14
Total Net Yards	235	276
Rushes/Net Yards	22/87	30/99
Net Passing	148	177
Pass Attempts/Completions	40/14	27/12
Had Intercepted	3	0
Sacked/Yards Lost	2/16	2/24
Punts/Average	5/37.2	6/33.5
Penalties/Yards	3/15	5/63
Fumbles/Lost	1/1	0/0

RUSHING

CHIEFS—Garrett 18-67; Hayes 10-32; Holmes 1-0; McVea 1-0.

JETS —Snell 12-61; Boozer 3-14; Mathis 6-11; Namath 1-1.

RECEIVING

CHIEFS—Hayes 5-46; Taylor 2-74; Arbanas 2-39; Holmes 1-29; Richardson 1-19, TD; Pitts 1-(-6).

JETS —Sauer 5-61; Lammons 3-37; B. Turner 2-25; Maynard 1-18; Boozer 1-10; Snell 1-9; Mathis 1-4.

PASSING

CHIEFS—Dawson 12-27-201, 1 TD, 0 INTs.

JETS —Namath 14-40-164, 0 TDs, 3 INTs.

INTERCEPTIONS

CHIEFS—Marsalis 2-42; Thomas 1-0.

JETS —None.

FIELD GOALS

CHIEFS—Stenerud 47S (23) 44WR 47WL (25).

JETS —J. Turner (28) (7).



LB Willie Lanier (63) and S Johnny Robinson (42) spearhead a pivotal goal-line stand.



1969 AFL CHAMPIONSHIP GAME CHIEFS 17, RAIDERS 7

January 4, 1970 • Oakland-Alameda County Coliseum • 54,444



KANSAS CITY	0	7	7	3	—	17
OAKLAND	7	0	0	0	—	7

On the day the American Football League played the final game of its 10-year history, the Kansas City Chiefs became the AFL's only three-time champion. The Chiefs, through a curious playoff system, played Oakland for the league's last title. The Raiders had won the AFL West and owned a pair of regular season wins over the Chiefs, including a slim 10-6 victory in the regular season finale.

The Raiders, who arrived at the Oakland-Alameda County Coliseum already packed for a potential trip to Super Bowl IV, suffered the indignity of carrying those suitcases out of the stadium past the Chiefs busses after a 17-7 defeat.

The two clubs managed one first-half touchdown apiece with Oakland's coming on a three-yard run by RB Charlie Smith. Kansas City responded with a one-yard plunge by RB Wendell Hayes after QB Len Dawson had hit on passes of 14 yards to WR Otis Taylor and 41 yards to WR Frank Pitts.

In the third quarter, QB/K George Blanda was wide right on field goals of 39 and 40 yards, attempts that would have moved Oakland in front. Midway through the period, Kansas City began its second TD drive from its own six-yard line. A potential disaster was averted when the Chiefs fell on a fumble at their own two-yard line. On the next play, Dawson and Taylor pulled Kansas City out of the hole with a 35-yard pass play. FB Robert Holmes added 23 more on a flare pass, while a 25-yard pass interference call gave the Chiefs first-and-goal at the three. Holmes plowed in for the go-ahead TD from five yards out on third down, giving the Chiefs a 14-7 advantage.

The game then became a defensive struggle, which played right into Kansas City's hand. Led by defensive charges from the entire front four of DEs Aaron Brown and Jerry Mays and DTs Buck Buchanan and Curley Culp, the Chiefs continually harassed Raiders QB Daryle Lamonica, forcing the Oakland signal caller to throw a trifecta of fourth-quarter interceptions.

K Jan Stenerud came up short on a 52-yard FG to begin the final frame, which would be marked by a myriad of turnovers. S Jim Kearney registered KC's first INT of Lamonica at the Chiefs 18-yard line. Two plays later a Chiefs fumble would put the ball back in the hands of the "Mad Bomber," who was subsequently picked off by CB Jim Marsalis on Oakland's very next snap.

Inexplicably, Kansas City would fumble again two plays later, setting Lamonica up deep in Chiefs territory. But three snaps later CB Emmitt Thomas recorded his second pickoff of the day, ending a third straight Oakland possession with an INT. Thomas returned the ball 62 yards to the Oakland 18-yard line, setting up a 22-yard field goal that provided a 17-7 lead with 4:48 remaining.

Kansas City would actually fumble one more time, but the Silver and Black could not capitalize as the victorious Chiefs would return home to pack bags of their own for New Orleans and Super Bowl IV.

RAIDERS—Smith, 3-yard run (Blanda kick).
CHIEFS —Hayes, 1-yard run (Stenerud kick).
CHIEFS —Holmes, 5-yard run (Stenerud kick).
CHIEFS —Stenerud, 22-yard FG.

Team Statistics	Raiders	Chiefs
First Downs	18	13
Total Net Yards	233	207
Rushes/Net Yards	28/79	39/86
Net Passing	154	121
Pass Attempts/Completions	45/17	17/7
Had Intercepted	4	0
Sacked/Yards Lost	4/37	1/8
Punts/Average	6/48.5	8/42.8
Penalties/Yards	5/45	5/43
Fumbles/Lost	1/0	5/4

RUSHING

CHIEFS —Hayes 8-35, TD; Garrett 7-19; Holmes 18-14, TD; McVea 3-13; Dawson 3-5.
RAIDERS—Dixon 12-36; Smith 12-31, TD; Banaszak 2-8; Todd 2-4.

RECEIVING

CHIEFS —Taylor 3-62; Holmes 2-16; Pitts 1-41; Arbanas 1-10.
RAIDERS—Smith 8-86; Sherman 3-45; Cannon 2-22; Banaszak 2-13; Wells 1-24; Dixon 1-1.

PASSING

CHIEFS —Dawson 7-17-129, 0 TDs, 0 INTs.
RAIDERS—Lamonica 15-39-167, 0 TDs, 3 INTs; Blanda 2-6-24, 0 TDs, 1 INT.

INTERCEPTIONS

CHIEFS —Thomas 2-69; Marsalis 1-23; Kearney 1-17.
RAIDERS—None.

SACKS

CHIEFS —Brown 3.0; Culp 1.0.
RAIDERS—Davidson 1.0.

FIELD GOALS

CHIEFS —Stenerud 52S (22).
RAIDERS—Blanda 52S 39WR 40WR.



Hank Stram celebrates a third AFL crown as the Chiefs win the league's final contest.



SUPER BOWL IV CHIEFS 23, VIKINGS 7

January 11, 1970 • Tulane Stadium • 80,562



MINNESOTA	0	0	7	0	—	7
KANSAS CITY	3	13	7	0	—	23

Kansas City's finest sports hour concluded at 5:20 in the afternoon of Sunday, January 11, 1970, when the Chiefs defeated the Minnesota Vikings, 23-7, for the World Championship of pro football.

The Chiefs, who finished 11-3 on the season and defeated the N.Y. Jets and Oakland Raiders in the playoffs, closed out their first decade as the winningest team in the American Football League, which, with Super Bowl IV, came to an end. Beginning in '70, the two leagues merged, with the AFL becoming the American Football Conference of the NFL.

Minnesota, a prohibitive favorite, was 12-2 during the regular season and at one point had won 12 games in succession behind a fearsome defense that had allowed an average of just 9.5 points per game. But behind QB Len Dawson — who would earn the game's Most Valuable Player Award — the Chiefs would amass more than enough offense to carry the day.

The Chiefs took an early lead when K Jan Stenerud booted a 48-yard first quarter field goal, a kick that remains as the longest field goal in Chiefs postseason history. He would later follow with field goals of 32 and 25 yards to give Kansas City a 9-0 lead.

Kansas City received the first break in the game when Vikings S Charlie West fumbled a kickoff and G Remi Prudhomme recovered at the Minnesota 19-yard line. After an eight-yard loss, Dawson handed off to RB Wendell Hayes, who rambled for 13 yards up the middle on a draw play. A 10-yard pass to WR Otis Taylor gave the Chiefs a first down at the four. Three plays later, RB Mike Garrett burst off-tackle for a five-yard touchdown, giving Kansas City a 16-0 halftime lead and stunning the Vikings and a nationwide television audience.

Minnesota mounted a mild third-quarter comeback when RB Dave Osborn scored from four yards out to cut the margin to 16-7. But any hopes the Vikings had of getting closer were dashed by Taylor, who lived up to his big-play reputation repeatedly through that season. Dawson hit the Chiefs wideout on a short hitch pattern, and when CB Earsell Mackbee missed the initial tackle, Taylor was loose down the right sideline, high-stepping his way to a 46-yard TD to give the Chiefs a 23-7 lead after three quarters.

As was so often the case in '69, the defense came to the fore. Minnesota had the ball three times in the final period and, as in the Oakland game the previous week, the Chiefs snuffed out all three chances with interceptions. LB Willie Lanier picked off a QB Joe Kapp pass to halt a rally at the Chiefs 34-yard line. Later on, S Johnny Robinson, playing with what turned out to be three broken ribs, grabbed another errant Kapp throw. Following the game, Kapp would pay tribute to Kansas City's massive defensive front: "The Chiefs defensive line was very active and looked like a Redwood Forest."

QB Gary Cuozzo would replace Kapp, but suffered similar results. In the game's closing minutes, CB Emmitt Thomas intercepted his fourth pass of the playoffs. The Chiefs then ran out the clock to capture the AFL's second consecutive Super Bowl triumph.

CHIEFS —Stenerud, 48-yard FG.
CHIEFS —Stenerud, 32-yard FG.
CHIEFS —Stenerud, 25-yard FG.
CHIEFS —Garrett, 5-yard run (Stenerud kick).
VIKINGS—Osborn, 4-yard run (Cox kick).
CHIEFS —Taylor, 46-yard pass from Dawson (Stenerud kick).

Team Statistics	Vikings	Chiefs
First Downs	13	18
Total Net Yards	239	273
Rushes/Net Yards	19/67	41/151
Net Passing	172	122
Pass Attempts/Completions	28/17	17/12
Had Intercepted	3	1
Sacked/Yards Lost	3/27	3/20
Punts/Average	3/37.0	4/48.5
Penalties/Yards	6/67	4/47
Fumbles/Lost	3/2	0/0

RUSHING

CHIEFS —Garrett 11-39, TD; Pitts 3-37;
 Hayes 8-31; McVea 12-26;
 Dawson 3-11; Holmes 5-7.
VIKINGS —Brown 6-26; Reed 4-17;
 Osborn 7-15, TD; Kapp 2-9.

RECEIVING

CHIEFS —Taylor 6-81, TD; Pitts 3-33;
 Garrett 2-25; Hayes 1-13.
VIKINGS —Henderson 7-111; Brown 3-11;
 Beasler 2-41; Reed 2-16;
 Osborn 2-11; Washington 1-9.

PASSING

CHIEFS —Dawson 12-17-142, 1 TD, 1 INT;
 Livingston 0-0-0, 0 TDs, 0 INTs.
VIKINGS —Kapp 16-25-183, 0 TDs, 2 INTs;
 Cuozzo 1-3-16, 0 TDs, 1 INT.

INTERCEPTIONS

CHIEFS —Lanier 1-9; Robinson 1-9; Thomas 1-6.
VIKINGS —Krause 1-0.

SACKS

CHIEFS —Brown 1.0 Buchanan 1.0; .Mays 1.0
VIKINGS—Eller 1.0; Marshall 1.0; Winston 1.0.

FIELD GOALS

CHIEFS —Stenerud (48) (32) (25).
VIKINGS —Cox 56S.



WR Otis Taylor's 46-yard TD catch from Super Bowl IV MVP QB Len Dawson seals a 23-7 win.



The caption in the January 12th, 1970 edition of the *Kansas City Times* proclaimed: WHO SAID THERE ARE NO HEROES ANYMORE is the question asked by this downtown parade scene (far right photo) that included thousands of Kansas Citians greeting the triumphant Chiefs with cheers and floating paper. Riding in an open convertible on a chilly day, Otis Taylor (left) and Gloster Richardson (right) were obviously warmed by their reception from jubilant fans on Tenth Street east of Main. In the center photo, Hank Stram, Taylor, Jack Steadman, Len Dawson and Bill Grigsby jubilantly hoist the Lombardi Trophy for Chiefs fans to behold.



Front Row: Noland Smith, Jan Stenerud, Warren McVea, Mike Livingston, Tom Flores, Ed Podolak, Jacky Lee, Len Dawson, John Huarte, Emmitt Thomas.
Second Row: Goldie Sellers, Mike Garrett, Willie Mitchell, Bert Coan, Ceaser Belser, Frank Pitts, Head Coach Hank Stram, Paul Lowe, Gloster Richardson, Curtis McClinton, Richard Armstrong, Wendell Hayes, Jim Marsalis.
Third Row: Dr. Albert Miller, Johnny Robinson, Jerrel Wilson, Robert Holmes, Jim Kearney, Jim Lynch, E.J. Holub, Jack Rudnay, George Daney, Curley Culp, Willie Lanier, Bobby Yarborough - Equipment Manager.
Fourth Row: John Beake - Assistant Coach, Tommy O'Boyle - Assistant Coach, Remi Prudhomme, Bob Stein, Jerry McClurg, Ed Budde, Dave Hill, Gene Trosch, Jerry Mays, Mo Moorman, Jim Tyrer, Bobby Bell, Lloyd Wells - Scout, Wayne Rudy - Trainer.
Fifth Row: Tom Pratt - Assistant Coach, Bill Walsh - Assistant Coach, Jack Steadman - General Manager, Reg Carolan, Mickey McCarty, Ed Lothamer, Fred Arbanas, Chuck Hurston, Buck Buchanan, Aaron Brown, Morris Stroud, Otis Taylor, Darrel "Pete" Brewster - Assistant Coach, Tom Bettis - Assistant Coach, Bob Wachter - Ticket/Stadium Manager.



1971 AFC DIVISIONAL PLAYOFF GAME DOLPHINS 27, CHIEFS 24 (2 OT)

December 25, 1971 • Municipal Stadium • 50,374



MIAMI	0	10	7	7	0	3	—	27
KANSAS CITY	10	0	7	7	0	0	—	24

The longest game in NFL history signaled the end of a glorious era in Chiefs history as Kansas City and Miami dueled for 82:40 in a double-overtime epic on Christmas Day '71. The final game ever played at Municipal Stadium featured 11 future Hall of Fame players, Hall of Fame head coaches Hank Stram and Don Shula, as well as one of the greatest individual efforts in NFL postseason annals by RB Ed Podolak. But in the end it was the Dolphins who prevailed when K Garo Yepremian's 37-yard FG at 7:40 of the second OT gave Miami a 27-24 victory.

Widely regarded as the finest Chiefs team ever assembled – the '69 Super Bowl IV squad included – Kansas City took a 10-0 lead after the first quarter thanks to a 24-yard FG and a seven-yard TD catch by Podolak. But Miami countered with 10 unanswered points to leave the score deadlocked at halftime.

The unquestioned star of the contest was Podolak, who accounted for an NFL-playoff record 350 combined net yards (85 rushing yards, 110 receiving yards and 153 on kick returns). With the score knotted at 17-17 after three quarters, Podolak capped a 91-yard drive with a three-yard TD run to give the Chiefs a 24-17 lead with 6:46 left in regulation. However, a five-yard pass from QB Bob Griese to TE Marv Fleming put the count at 24-24 with 1:25 remaining in regulation.

Podolak almost ended the game with a 78-yard return on the ensuing kickoff, but Miami CB Curtis Johnson maintained his angle to make a touchdown-saving tackle at the 22-yard line. With 35 seconds left, K Jan Stenerud's would-be, game-winning 31-yard FG attempt sailed wide right. Miami could not move the ball on its final possession of regulation, sending the game to its first overtime session.

Kansas City won the toss and after taking a lateral from DT Buck Buchanan, Podolak returned the kickoff to the Chiefs 46-yard line. Four plays later, KC was at the Miami 35-yard line as Stenerud lined up for another attempt at a game-winning kick, this time from 42 yards out. But Stenerud's attempt was blocked by LB Nick Buoniconti, giving the Dolphins new life.

Both teams would exchange punts before a 52-yard FG attempt by Yepremian came up short. The first overtime session would come to a close when Dawson was intercepted by Miami S Jake Scott. The Dolphins took over at their own 46 to start overtime number two, but were smothered by Kansas City's fierce defense.

Miami's defense forced the Chiefs to punt, setting up Griese and the Dolphins for one final drive. RB Larry Csonka broke off a 29-yard run to move Miami into KC territory. Four plays later Yepremian ended the NFL's longest day with his 37-yard game-winner. The Dolphins would eventually advance to Super Bowl VI, while the Chiefs would have to wait 15 years before their next postseason appearance after falling in one of the most storied battles in pro football history.

CHIEFS —Stenerud, 24-yard FG (9-35, 4:09).
CHIEFS —Podolak, 7-yard pass from Dawson (Stenerud kick) (6-35, 3:44).
DOLPHINS—Csonka, 1-yard run (Yepremian kick) (10-80, 5:51).
DOLPHINS—Yepremian, 14-yard FG (4-5, 0:57).
CHIEFS —Otis, 1-yard run (Stenerud kick) (15-75, 9:44).
DOLPHINS—Kiick, 1-yard run (Yepremian kick) (8-71, 3:53).
CHIEFS —Podolak, 3-yard run (Stenerud kick) (6-91, 4:30).
DOLPHINS—Fleming, 5-yard pass from Griese (Yepremian kick) (9-71, 5:10).
DOLPHINS—Yepremian, 37-yard FG (6-40, 3:51).

Team Statistics	Dolphins	Chiefs
First Downs	22	23
Total Net Yards	407	451
Rushes/Net Yards	43/144	44/213
Net Passing	263	238
Pass Attempts/Completions	35/20	26/18
Had Intercepted	2	2
Sacked/Yards Lost	0/0	1/8
Punts/Average	6/40.0	2/51.0
Penalties/Yards	5/26	6/44
Fumbles/Lost	1/0	3/2

RUSHING

CHIEFS —Hayes 22-100; Podolak 17-85, TD; Wright 2-15; Otis 3-13, TD.
DOLPHINS—Csonka 24-86, TD; Kiick 15-56, TD; Griese 2-9; Warfield 2-(-7).

RECEIVING

CHIEFS —Podolak 8-110, TD; Wright 3-104; Taylor 3-12; Hayes 3-6; Frazier 1-14.
DOLPHINS—Warfield 7-140; Twilley 5-58; Fleming 4-37, TD; Kiick 3-24; Mandich 1-4.

PASSING

CHIEFS —Dawson 18-26-246, 1 TD, 2 INTs; Podolak 0-0-0, 0 TDs, 0 Ints.
DOLPHINS—Griese 20-35-263, 1 TD, 2 INTs.

INTERCEPTIONS

CHIEFS —Lanier 1-17; Lynch 1-0.
DOLPHINS—Scott 1-13; Johnson 1-0.

SACKS

CHIEFS —None.
DOLPHINS—Fernandez 0.5; Riley 0.5.

FIELD GOALS

CHIEFS —Stenerud (24) 29WR 31WR 42B.
DOLPHINS—Yepremian (14) 52WL.

NFL'S LONGEST GAMES

The Chiefs/Texans have participated in the two longest games in NFL history, both double-overtime playoff contests.

Time	Result	Date
1. 82:40	Miami 27, KANSAS CITY 24	Dec. 25, 1971
2. 77:54	Dallas Texans 20, HOUSTON 17	Dec. 23, 1962
3. 77:02	CLEVELAND 23, N.Y. Jets 20	Jan. 3, 1987



1986 AFC WILD CARD PLAYOFF GAME JETS 35, CHIEFS 15

December 28, 1986 • Giants Stadium • 69,307



KANSAS CITY	6	0	0	9	—	15
NEW YORK	7	14	7	7	—	35

Kansas City finished the regular season with a 10-6 record to earn the club's first playoff berth in 15 years, but that adulation would be short-lived. After taking an early lead against the N.Y. Jets, three KC turnovers combined with 135 rushing yards and two scores from New York RB Freeman McNeil led to 28 unanswered points and a 35-15 Jets victory.

The Chiefs only offensive scoring drive of the day came on Kansas City's initial possession when QB Todd Blackledge led Kansas City to paydirt. A pass interference call in the end zone set the stage for a one-yard scoring plunge by RB Jeff Smith. But a missed PAT would begin a downward spiral for the Chiefs, who took a brief 6-0 lead.

Jets head coach Joe Walton then made the biggest call of the game on New York's next drive. Facing fourth-and-six at the Chiefs 33-yard line, Walton kept his offense on the field. QB Pat Ryan faked a pitch to McNeil and took the ball up the gut for a 24-yard gain. Two plays later, McNeil was in the end zone, giving the Jets a lead they would not relinquish.

Disaster would strike on Kansas City's next offensive snap when RB Larry Moriarty had the ball jarred loose after catching a swing pass. LB Kyle Clifton recovered for the Jets. Twelve plays later, a one-yard TD toss to McNeil put the Jets ahead 14-6.

After Kansas City failed to gain a first down on its next two possessions, a 30-yard pass to WR Al Toon put New York in Chiefs territory. Ryan then found Toon kneeling in the end zone for an 11-yard TD on third down to give the Jets a commanding 21-6 advantage with 0:59 left in the second quarter.

New York outgained the Chiefs 191 to 58 after 30 minutes and Kansas City's situation would go from bad to worse on the opening snap of the second half. Blackledge was intercepted by LB Kevin McArthur, who raced down the sideline for a 21-yard score, putting the Jets ahead 28-6 just 13 seconds into the third quarter.

Blackledge would guide the Chiefs to the Jets 15-yard line on Kansas City's next possession, but the club's comeback hopes were effectively over when RB Boyce Green was stuffed on fourth-and-one in the third quarter, turning the ball back over to the Jets.

Kansas City's special teams would account for the club's only touchdown of the second half as CB Albert Lewis blocked a Dave Jennings punt and recovered it in the end zone to close the gap to 28-13. A six-yard Ryan TD pass to TE Billy Griggs made it 35-13 before QB Bill Kenney replaced Blackledge in the fourth quarter. Kenney guided Kansas City inside the Jets 10-yard line twice to no avail.

The Chiefs final points of the afternoon came when Jennings stepped out of the end zone for a self-imposed safety to make the final score 35-15 as Kansas City's hopes expired.

CHIEFS—J. Smith, 1-yard run (kick failed) (9-67).

JETS —McNeil, 1-yard run (Leahy kick) (13-75).

JETS —McNeil, 1-yard pass from Ryan (Leahy kick) (12-47).

JETS —Toon, 11-yard pass from Ryan (Leahy kick) (8-62).

JETS —McArthur, 21-yard interception return (Leahy kick).

CHIEFS—Lewis, blocked punt recovery in end zone (Lowery kick).

JETS —Griggs, 6-yard pass from Ryan (Leahy kick) (7-61).

CHIEFS—Safety, Jennings runs out of end zone.

Team Statistics	Jets	Chiefs
First Downs	19	15
Total Net Yards	306	241
Rushes/Net Yards	36/165	20/67
Net Passing	141	174
Pass Attempts/Completions	23/16	37/20
Had Intercepted	0	2
Sacked/Yards Lost	2/12	2/3
Punts/Average	4/29.0	3/41.3
Penalties/Yards	8/54	1/5
Fumbles/Lost	1/0	2/1

RUSHING

CHIEFS—Blackledge 4-33; Green 8-15; J. Smith 4-12, TD; Moriarty 2-7; Heard 1-1; S. Paige 1-(-1).

JETS —McNeil 31-135, TD; Ryan 2-30; T. Paige 2-3; Jennings 1-(-3).

RECEIVING

CHIEFS—Marshall 6-72; Green 5-7; Coffman 3-12; Carson 2-43; Smith 2-12; Moriarty 1-16; Heard 1-15.

JETS —Toon 4-48, TD; Shuler 4-28; McNeil 3-16, TD; Walker 2-45; Sohn 1-11; Griggs 1-6, TD; Alexander 1-(-1).

PASSING

CHIEFS—Blackledge 12-21-80, 0 TDs, 2 INTs; Kenney 8-16-97, 0 TDs, 0 INTs.

JETS —Ryan 16-23-153, 3 TDs, 0 INTs.

INTERCEPTIONS

CHIEFS—None.

JETS —McArthur 1-21, TD; Carter 1-12.

SACKS

CHIEFS—Hackett 1.0; Maas 1.0.

JETS —Gastineau 1.0; Lyons 1.0.

FIELD GOALS

CHIEFS—None.

JETS —None.



The Chiefs can't slow RB Freeman McNeil as he posts 135 rushing yards in a Jets win.



1990 AFC WILD CARD PLAYOFF GAME DOLPHINS 17, CHIEFS 16

January 5, 1991 • Joe Robbie Stadium • 67,276



KANSAS CITY	3	7	6	0	—	16
MIAMI	0	3	0	14	—	17

The Chiefs were in control for the majority of their first playoff game since '86, but could not answer a late comeback bid by QB Dan Marino as the Dolphins pulled out a 17-16 victory. Chiefs QB Steve DeBerg - who had guided KC to an 11-5 regular season record - had the club in scoring position, but a 52-yard FG attempt by K Nick Lowery fell just inches short with 0:56 remaining.

Had Kansas City fully capitalized on a number of scoring opportunities earlier in the game, the outcome may have been different. CB Charles Washington blocked a punt on Miami's first possession, setting the Chiefs up at the Dolphins 37-yard line. However, Kansas City would be forced to settle for a 27-yard FG. Miami would answer on its next possession as K Pete Stoyanovich nailed an NFL postseason-record 58-yard FG to even to count at 3-3.

However, Stoyanovich would come up short on a 57-yard attempt later in the second quarter, setting the Chiefs up with good field position. KC capitalized as DeBerg floated a 26-yard scoring aerial to WR Stephone Paige putting the Chiefs ahead 10-7 with 1:54 left in the half. Paige would finish the day with 142 receiving yards, the highest postseason total in team history. Meanwhile, DE Neil Smith - who had 1.5 sacks on the day - preserved the lead by stripping Marino on Miami's next possession.

Kansas City dominated the third quarter, but only managed to extend its lead to 16-3. Poised with second-and-goal at the Miami three-yard line, DeBerg was flagged for intentional grounding and the club settled for a 25-yard FG. S Deron Cherry blasted the ball loose from WR Mark Duper on Miami's next play, giving KC the ball at the Dolphins 29-yard line. But once again, the Chiefs could not strike paydirt and would leave Miami territory with only a 38-yard Lowery FG to show for their efforts.

Marino then began his comeback bid. A 10-play, 66-yard march culminated with a one-yard TD toss to FB Tony Paige as the Dolphins moved the count to 16-10. After a 33-yard connection between DeBerg and WR Emile Harry moved KC back into Miami territory, the Chiefs were forced to punt, setting up the Dolphins go-ahead drive which began with a key, 37-yard pass over the middle to TE Ferrell Edmunds. Marino then capped the march with a six-yard TD pass to WR Mark Clayton that was nearly intercepted by CB Albert Lewis as the Dolphins took their first lead of the game at 17-16 with 3:28 remaining in the fourth quarter.

A 20-yard pass to Paige and a 26-yard run by RB Christian Okoye helped put the Chiefs at the Miami 26-yard at the 2:00 warning. A controversial holding call on G Dave Szott nullified a 12-yard Okoye run on the next play, halting the club's momentum and setting the stage for Lowery's final field goal attempt, which came tantalizingly close to the crossbar.

CHIEFS —Lowery, 27-yard FG (9-28).
DOLPHINS—Stoyanovich, 58-yard FG (9-40).
CHIEFS —S. Paige, 26-yard pass from DeBerg (Lowery kick) (4-61).
CHIEFS —Lowery, 25-yard FG (11-63).
CHIEFS —Lowery, 38-yard FG (4-8).
DOLPHINS—T. Paige, 1-yard pass from Marino (Stoyanovich kick) (10-66).
DOLPHINS—Clayton, 12-yard pass from Marino (Stoyanovich kick) (11-85).

Team Statistics	Miami	Chiefs
First Downs	23	15
Total Net Yards	311	367
Rushes/Net Yards	32/98	24/103
Net Passing	213	264
Pass Attempts/Completions	30/19	30/17
Had Intercepted	0	1
Sacked/Yards Lost	2/8	1/5
Punts/Average	3/39.7	4/35.0
Penalties/Yards	2/22	4/35
Fumbles/Lost	2/2	0/0

RUSHING

CHIEFS —Okoye 13-83; Word 9-13; McNair 2-7.
DOLPHINS—S. Smith 20-82; Logan 7-17;
T. Paige 1-2; Marino 4-(-3).

RECEIVING

CHIEFS —S. Paige 8-142, TD; McNair 3-22;
Harry 2-59; Roberts 2-26;
R. Thomas 1-15; Hayes 1-5.
DOLPHINS—Clayton 5-66, TD;
T. Paige 5-30, TD; Duper 3-36;
Edmunds 2-49; S. Smith 2-22.
Jensen 1-11; S. Martin 1-7.

PASSING

CHIEFS —DeBerg 17-30-269 1 TD, 1 INT.
DOLPHINS—Marino 19-30-221, 2 TDs, 0 INTs.

INTERCEPTIONS

CHIEFS —None.
DOLPHINS—Williams 1.0.

SACKS

CHIEFS —N. Smith 1.5; Cooper 0.5.
DOLPHINS—Griggs 1.0.

FIELD GOALS

CHIEFS —Lowery (27) (25) (38) 52S.
DOLPHINS—Stoyanovich (58) 57S.



Miami claims a 17-16 comeback win despite 142 receiving yards from WR Stephone Paige.



1991 AFC WILD CARD PLAYOFF GAME CHIEFS 10, RAIDERS 6

December 28, 1991 • Arrowhead Stadium • 75,827



LOS ANGELES	0	3	3	0	—	6
KANSAS CITY	0	7	0	3	—	10

It took 19 years, but the Chiefs finally had an opportunity to officially christen Arrowhead Stadium with a playoff game. And fittingly, that contest came against Kansas City's most heated rival, the Raiders. The Chiefs had defeated the Raiders 27-21 just six days earlier at the L.A. Coliseum in the season's final regular season game for the right to play at home in the first week of the postseason. Kansas City made the most of that opportunity by recording a 10-6 win over the Raiders, marking the club's first playoff victory since Super Bowl IV.

The Chiefs imparted a familiar recipe for success – solid defense and a bruising ground game. Kansas City's defense forced six turnovers and limited the Silver and Black to just two field goals, while RB Barry Word pummeled the Raiders with 33 carries for a team postseason-record 130 yards.

Word pounded away at the Raiders all day, a trend that began early. Kansas City won the toss and consumed 11:56 off the clock, thanks to a drive that featured 12 runs by Word. The Chiefs drove as deep as the 15-yard line, but K Nick Lowery's 33-yard FG was wide left, leaving the scoreboard empty.

S Deron Cherry registered the first of his two INTs on the game on the Raiders first possession. QB Todd Marinovich would be picked off four times by the KC defense and his first errant throw would give Kansas City possession at the Raiders 24-yard line. But again, Lowery would misfire, this time on a 47-yard FG attempt.

A wild barrage of turnovers then ensued. Chiefs LB Derrick Thomas stripped Marinovich, but QB Steve DeBerg promptly threw an INT on KC's next possession. After a Raiders punt, RB Harvey Williams put the ball on the ground for Kansas City, but Cherry registered another INT which he returned to the 11-yard line. DeBerg would hit WR Fred Jones for the game's only touchdown on the next play as the Chiefs took a 7-0 lead.

Raiders RB Nick Bell finished the game with 107 ground yards and was the club's primary weapon on a 10-play, 65-yard drive that ended with a 32-yard K Jeff Jaeger FG that closed the gap to 7-3 just before intermission.

The first half passing numbers for both squads were equally unimpressive. Marinovich completed just three passes for 47 yards, while DeBerg hit on seven passes for 71 yards. Wisely, both clubs turned to the ground game in the second half. The Raiders gave the ball to Bell eight times on their initial possession of the third quarter, but would have to settle for a 26-yard FG to close the gap to 7-6.

Kansas City then capitalized on a Raiders fumble by handing the ball to Word nine times on a 13-play drive that netted an 18-yard FG to make the score 10-6 early in the fourth quarter. The Chiefs would pick off Marinovich on each of the Raiders final two drives to seal the franchise's first-ever home playoff victory.

CHIEFS —F. Jones, 11-yard pass from DeBerg (Lowery kick) (1-11).

RAIDERS—Jaeger, 32-yard FG (10-65).

RAIDERS—Jaeger, 26-yard FG (11-62).

CHIEFS —Lowery, 18-yard FG (13-61).

Team Statistics	Raiders	Chiefs
First Downs	16	16
Total Net Yards	276	204
Rushes/Net Yards	30/152	39/131
Net Passing	124	73
Pass Attempts/Completions	23/12	14/9
Had Intercepted	4	1
Sacked/Yards Lost	2/16	2/16
Punts/Average	1/20.0	2/46.0
Penalties/Yards	9/75	3/20
Fumbles/Lost	2/2	2/1
Possession Time	29:28	30:32

RUSHING

CHIEFS —Word 33-130; Williams 2-4; Okoye 1-2; DeBerg 3-(-5).

RAIDERS—N. Bell 20-107; Allen 7-39; S. Smith 3-6.

RECEIVING

CHIEFS —R. Thomas 3-18; B. Jones 2-25; F. Jones 2-20, TD; Birden 1-18; Word 1-8.

RAIDERS—Brown 4-45; Horton 3-59; Fernandez 2-12; Gault 1-11; S. Smith 1-9; Allen 1-4.

CHIEFS —DeBerg 9-14-89, 1 TD, 1 INT.

RAIDERS—Marinovich 12-23-140, 0 TDs, 4 INTs.

INTERCEPTIONS

CHIEFS —Cherry 2-46; Everett 1-23; Marts 1-7.

RAIDERS—Lott 1-35.

SACKS

CHIEFS —Martin 1.0; D. Thomas 1.0.

RAIDERS—Davis 2.0.

FIELD GOALS

CHIEFS —Lowery 33WL 47S (18).

RAIDERS—Jaeger (32) (26).



RB Barry Word produces 130 rushing yards in the first-ever playoff game at Arrowhead.



1991 AFC DIVISIONAL PLAYOFF GAME BILLS 37, CHIEFS 14

January 5, 1992 • Rich Stadium • 80,182



KANSAS CITY	0	0	7	7	—	14
BUFFALO	7	10	7	13	—	37

Kansas City was coming off its first postseason victory since Super Bowl IV, but that triumph proved quite irrelevant as Buffalo pounded the Chiefs into submission early in a 37-14 win. The Bills raced out to a 17-0 halftime lead and salted the game away behind RBs Thurman Thomas and Kenneth Davis who combined for 41 carries and 175 rushing yards. Defensively, Buffalo picked off back-up QB Marc Vlasic four times and held the Chiefs to just 213 yards of total offense as the Bills marched to their second straight AFC Championship Game.

After both teams traded a pair of punts to open the game, QB Jim Kelly hit a pair of completions to WR Don Beebe to put the Bills in scoring position and then fired a 25-yard pass to WR Andre Reed to give Buffalo a 7-0 advantage. Kansas City caught the game's first break when CB Eric Everett picked off Kelly early in the second quarter. But the Chiefs offense would go three-and-out. Four plays later, Kelly found Reed for a 53-yard scoring strike to make the count 14-0. Despite throwing three INTs himself, Kelly would finish the contest with 273 passing yards and three TDs.

S Deron Cherry picked off Kelly on Buffalo's next possession, but again, the Chiefs could not capitalize. The Bills would tack on a 33-yard K Scott Norwood field goal to end the first half with a 17-0 lead.

The second half wouldn't start much better for Kansas City. RB Harvey Williams fumbled on the club's first snap of the third quarter, but TE Jonathan Hayes would recover. The Chiefs wouldn't be as fortunate on the next play as Vlasic - who entered the game in the second quarter when starting QB Steve DeBerg was knocked out of the game with a hand injury - suffered the first of four second-half interceptions. Buffalo took over on the Chiefs 36-yard line and six plays later Kelly had the Bills ahead 24-0 after finding WR James Lofton for a 10-yard TD.

Vlasic would be picked off again on the Chiefs next drive, but LB Lonnie Marts returned the favor with an interception of his own to give Kansas City a ray of hope late in the third quarter. This time the Chiefs would get on the board as RB Barry Word bulled into the end zone from three yards out to cut the Buffalo margin to 24-7.

Thomas and Davis took it from there as the Bills methodically began grinding down the clock. After a Buffalo FG made it 27-7, Vlasic was picked off twice on his next three attempts. The Bills would turn those two miscues into 10 points as Buffalo took a commanding 37-7 lead with 4:57 left in the game.

Vlasic would hit WR Fred Jones on a 20-yard TD with 2:07 remaining to make it 37-14, but it was too little, too late as Buffalo recovered KC's onside kick attempt and ran out the clock, ending the Chiefs postseason aspirations.

BILLS —Reed, 25-yard pass from Kelly (Norwood kick) (8-80).
BILLS —Reed, 53-yard pass from Kelly (Norwood kick) (4-69).
BILLS —Norwood, 33-yard FG (9-39).
BILLS —Lofton, 10-yard pass from Kelly (Norwood kick) (3-36).
CHIEFS—Word, 3-yard run (Lowery kick) (4-43).
BILLS —Norwood, 20-yard FG (14-68).
BILLS —Norwood, 47-yard FG (4-2).
BILLS —Davis, 5-yard run (Norwood kick) (6-33).
CHIEFS—F. Jones, 20-yard pass from Vlasic (Lowery kick) (8-75).

Team Statistics	Bills	Chiefs
First Downs	29	14
Total Net Yards	448	213
Rushes/Net Yards	46/180	24/77
Net Passing	268	136
Pass Attempts/Completions	35/23	29/14
Had Intercepted	3	4
Sacked/Yards Lost	1/5	1/10
Punts/Average	3/33.3	7/40.3
Penalties/Yards	6/40	10/59
Fumbles/Lost	0/0	0/0
Possession Time	34:09	25:51

RUSHING

CHIEFS—Word 15-50, TD; Williams 8-24; McNair 1-3.
BILLS —T. Thomas 22-100; Davis 19-75, TD; Reed 1-6; Kelly 1-2; Reich 3-(-3).

RECEIVING

CHIEFS—McNair 5-52; F. Jones 3-31, TD; Birden 2-19; Hayes 1-21; Barnett 1-20; B. Jones 1-2; R. Thomas 1-1.
BILLS —Beebe 6-77; McKeller 5-34; Reed 4-100, 2 TDs; T. Thomas 4-21; Lofton 3-34, TD; Edwards 1-7.

PASSING

CHIEFS—DeBerg 5-9-22, 0 TDs, 0 INTs; Vlasic 9-20-124, 1 TD, 4 INTs.
BILLS —Kelly 23-35-273, 3 TDs, 3 INTs; Reich 0-0-0, 0 TDs, 0 INTs.

INTERCEPTIONS

CHIEFS—Everett 1-15; Marts 1-12; Cherry 1-1.
BILLS —Jackson 2-6; Hicks 1-0; L. Smith 1-0.

SACKS

CHIEFS—D. Thomas 1.0.
BILLS —L. Smith 1.0.

FIELD GOALS

CHIEFS—None.
BILLS —Norwood (33) (20) (47).



1992 AFC WILD CARD PLAYOFF GAME CHARGERS 17, CHIEFS 0

January 2, 1993 • Jack Murphy Stadium • 58,278



KANSAS CITY	0	0	0	0	—	0
SAN DIEGO	0	0	10	7	—	17

Kansas City had defeated San Diego twice during the '92 regular season. However, that mattered little to the Chargers, who promptly dispatched the Chiefs from the playoffs by a 17-0 margin, marking the only shutout KC has ever suffered in postseason play.

The two sides bludgeoned one another throughout a scoreless first half, but early on it appeared the game may feature its share of offensive fireworks. San Diego QB Stan Humphries hit WR Nate Lewis for a 39-yard gain on the game's first play from scrimmage. Then, after a pair of penalties, the Chargers were knocking on the door. But DE Neil Smith fell on a San Diego fumble at the 13-yard line to halt the scoring threat.

The Chiefs couldn't mount a serious scoring threat in the first half and couldn't move past the San Diego 40-yard line on their first five possessions. The Chargers didn't fare much better with only a fumble, a punt and a missed 52-yard FG to show on three trips into Kansas City territory. Still, San Diego did hold a slight 130-to-122 edge in total yardage heading into the locker room.

Kansas City's offensive struggles continued in the second half, as the club punted on its first two possessions. San Diego then broke the stalemate midway through the third quarter when the team's battering ram - RB Marion Butts - burst into the secondary en route to a 54-yard score, giving the Chargers a 7-0 lead. Butts finished the game with 15 carries for 119 yards.

Things went downhill from there for the Chiefs. On Kansas City's next offensive play, QB Dave Krieg had a pass tipped by DE Blaise Winter. Fellow DE Leslie O'Neal picked off the ball at the Kansas City 29-yard line, setting up a 34-yard FG from K John Carney to give San Diego a 10-0 advantage with 3:33 left in the third quarter.

While Kansas City's defense was good, forcing 5.0 sacks - including 1.5 by LB Derrick Thomas - San Diego's defense was even better, harassing Krieg all day and finishing the game with 7.0 sacks. Krieg got the Chiefs into Chargers territory on each of the next two drives, but was sacked 3.0 times on those two series, stifling any scoring possibilities.

San Diego then delivered an offensive blow on its next possession. Behind a steady diet of RB Eric Bieniemy, the Chargers mounted an 11-play, 91-yard drive that ate 5:32 off the clock. H-back Steve Hendrickson got a rare carry and bulled his way into the end zone from five yards out to give the home team a 17-0 lead with 4:57 left in the fourth quarter.

The knockout punch quickly followed when Chargers DT Shawn Lee stripped Krieg on Kansas City's next possession. San Diego recovered and took over with 3:52 remaining. The Chiefs would get the ball back one last time, but the results were the same as they had been all day as San Diego sacked Krieg one last time and secured a 17-0 victory.

CHARGERS—Butts, 54-yard run
(Carney kick) (4-74, 1:57).

CHARGERS—Carney, 34-yard FG (4-9, 2:03).

CHARGERS—Hendrickson, 5-yard run
(Carney kick) (11-91, 5:32).

Team Statistics	Chargers	Chiefs
First Downs	18	17
Total Net Yards	342	251
Rushes/Net Yards	35/192	19/61
Net Passing	150	190
Pass Attempts/Completions	23/14	34/16
Had Intercepted	0	2
Sacked/Yards Lost	5/49	7/43
Punts/Average	6/44.2	8/45.0
Penalties/Yards	5/44	7/62
Fumbles/Lost	2/1	2/1
Possession Time	29:46	30:14

RUSHING

CHIEFS —Williams 12-35; McNair 3-18;
Krieg 2-4; Word 2-4.

CHARGERS—Butts 15-119, TD;
Bieniemy 13-38; Harmon 4-27;
Hendrickson 1-5, TD;
Bernstine 1-3; Humphries 1-0.

RECEIVING

CHIEFS —Birden 4-78; McNair 4-35;
Davis 3-30; Hargain 2-46;
M. Smith 1-28; Williams 1-11;
Cash 1-5.

CHARGERS—Harmon 4-21; Walker 3-60;
Miller 2-58; Butts 2-17;
N. Lewis 1-39; Brennan 1-8;
Bieniemy 1-(-4).

PASSING

CHIEFS —Krieg 16-34-233, 0 TDs, 2 INTs.

CHARGERS—Humphries 14-23-199, 0 TDs, 0 INTs.

INTERCEPTIONS

CHIEFS —None.

CHARGERS—Carrington 1-40; O'Neal 1-3.

SACKS

CHIEFS —Thomas 1.5; Bayless 1.0;
A. Lewis 1.0; N. Smith 1.0;
Griffin 0.5.

CHARGERS—Grossman 2.5; Lee 2.0; O'Neal 2.0;
Winter 0.5.

FIELD GOALS

CHIEFS —None.

CHARGERS—Carney 52S (34)



San Diego stuffs the Chiefs offense, sacking QB Dave Krieg 7.0 times in a shutout win.



1993 AFC WILD CARD PLAYOFF GAME CHIEFS 27, STEELERS 24 (OT)

January 8, 1994 • Arrowhead Stadium • 74,515



PITTSBURGH	7	10	0	7	0	—	24
KANSAS CITY	7	0	3	14	3	—	27

It took an extra session to settle the score in the initial postseason match-up between Kansas City and Pittsburgh, but the Chiefs would eventually prevail, 27-24. A blocked punt and the last-minute heroics of QB Joe Montana – who was making his first playoff appearance with Kansas City – helped the Chiefs send the game to overtime where K Nick Lowery's 32-yard FG was the difference in the franchise's first OT playoff contest since the '62 AFL Championship Game.

Pittsburgh head coach Bill Cowher had previously served as both a player and assistant coach under Marty Schottenheimer before taking over the fortunes of the Steelers. Early on, the pupil appeared to have the upper hand as Pittsburgh held a 17-7 halftime lead thanks to a pair of TD passes from QB Neil O'Donnell. WR Andre Cooper hauled one in from 10 yards out and WR Ernie Mills caught a 26-yarder with just 0:18 left in the first half.

Kansas City's lone score of the first half came when QB Dave Krieg – who made a brief appearance for an injured Montana – delivered a 23-yard TD completion to WR J.J. Birden in the first quarter. A 23-yard FG in the third quarter would cut the Pittsburgh lead to 17-10, setting the stage for a fantastic finish.

Montana guided the squad on a nine-play, 80-yard drive to open the quarter, culminating with a two-yard TD trot by RB Marcus Allen, who was also making his initial postseason appearance with the Red and Gold. With the score tied at 17-17, O'Donnell answered with a nine-play, 74-yard drive, hitting TE Eric Green for a 22-yard score to put Pittsburgh back ahead with 4:11 left in regulation.

After KC went three-and-out on its next possession, the Steelers had a chance to run out the clock when they got the ball back with 3:00 remaining. However, the Chiefs defense would hold, setting the stage for Kansas City's special teams to swing the momentum back in favor of the home squad. TE Keith Cash swatted down P Mark Royals' punt, which was recovered by WR Fred Jones who returned the ball to the Pittsburgh nine-yard line.

Facing fourth-and-goal from the seven with 1:48 left, the ever-cool Montana found WR Tim Barnett in the back of the end zone to even the count at 24-24. KC's defense would force Pittsburgh three-and-out once again, giving Montana and the Chiefs one final shot in regulation, but a 43-yard FG attempt from Lowery sailed wide right with 0:13 remaining, sending the game to overtime.

Kansas City won the toss, but was unable to move the ball. Pittsburgh got to midfield before it was forced to punt, setting up one final drive by Montana. After starting on their own 20-yard line, KC moved to midfield and was deep in Pittsburgh territory after Montana hit Cash on an 18-yard strike. Five plays later, Lowery took the field on third down and drove the game-winning 32-yard FG through the uprights with 3:57 showing on the clock.

STEELERS—Cooper, 10-yard pass from O'Donnell (Anderson kick) (9-66, 5:00).

CHIEFS —Birden, 23-yard pass from Krieg (Lowery kick) (7-75, 2:21).

STEELERS—Anderson, 30-yard field goal (15-63, 7:05).

STEELERS—Mills, 26-yard pass from O'Donnell (Anderson kick) (6-51, 0:37).

CHIEFS —Lowery, 23-yard FG (11-49, 5:11).

CHIEFS —Allen, 2-yard run (Lowery kick) (9-80, 5:18).

STEELERS—Green, 22-yard pass from O'Donnell (Anderson kick) (9-74, 4:47).

CHIEFS —Barnett, 7-yard pass from Montana (Lowery kick) (4-9, 0:46).

CHIEFS —Lowery, 32-yard FG (11-66, 5:59).

Team Statistics	Steelers	Chiefs
First Downs	21	28
Total Net Yards	369	401
Rushes/Net Yards	35/97	33/125
Net Passing	272	276
Pass Attempts/Completions	42/23	44/29
Had Intercepted	0	0
Sacked/Yards Lost	3/14	4/23
Punts/Average	7/38.3	6/44.8
Penalties/Yards	5/40	5/25
Fumbles/Lost	1/0	0/0
Possession Time	34:58	36:05

RUSHING

CHIEFS —Allen 21-67, TD; Anders 5-27; Montana 4-13; McNair 2-9, Jones 1-9.

STEELERS—L. Thompson 25-60; Hoge 6-27; Stone 3-11; O'Donnell 1-(-1).

RECEIVING

CHIEFS —Cash 7-56; Birden 6-72, TD; Allen 4-29; Anders 3-30; Barnett 3-30, TD; Davis 2-47; Hayes 2-11; Hughes 1-15; McNair 1-9.

STEELERS—Graham 7-96; Mills 4-60, TD; Hoge 3-43; Stone 3-36; L. Thompson 3-4; Green 2-37, TD; Cooper 1-10, TD.

PASSING

CHIEFS —Montana 28-43-276, 1 TD, 0 INTs; Krieg 1-1-23, 1 TD, 0 INTs.

STEELERS—O'Donnell 23-42-286, 3 TDs, 0 INTs.

INTERCEPTIONS

CHIEFS —None.

STEELERS—None.

SACKS

CHIEFS —N. Smith 2.0; Bayless 1.0.

STEELERS—G. Williams 3.0; Lloyd 1.0.

FIELD GOALS

CHIEFS —Lowery (23) 43WR (32).

STEELERS—Anderson (30).



1993 AFC DIVISIONAL PLAYOFF GAME CHIEFS 28, OILERS 20

January 16, 1994 • Astrodome • 64,011



KANSAS CITY	0	0	7	21	—	28
HOUSTON	10	0	0	10	—	20

Kansas City pulled a huge upset over heavily-favored Houston to advance to its first-ever AFC Championship Game with a 28-20 victory at the Astrodome. The contest marked the Chiefs first road playoff win since claiming a 17-7 triumph at Oakland in the '69 AFL Championship Game.

Houston was the NFL's hottest team heading into the playoffs, owning 11 consecutive wins to close the regular season and showed no signs of cooling down after jumping out to a 10-0 lead in the first quarter over the Chiefs. An interception by CB Steve Jackson on KC's first drive set up a 49-yard FG by K Al Del Greco, while an 11-play, 80-yard Oilers scoring march was capped by a two-yard RB Gary Brown TD run.

Houston's defense had proclaimed the Astrodome as "The House of Pain," but it was Kansas City's defense which began to inflict some damage, registering three sacks and forcing three fumbles in the second quarter alone. While the Chiefs offense couldn't capitalize, it would be a sign of things to come. Kansas City finished the game with a team playoff-record 9.0 sacks and seven forced fumbles, including a pair of sacks apiece by CB Albert Lewis, LB Derrick Thomas, S Bennie Thompson and DT Joe Phillips. Thomas and DE Neil Smith each had two forced fumbles, as well.

The Chiefs finally got on the board in the third quarter when QB Joe Montana threw a seven-yard TD pass to TE Keith Cash, who emphatically spiked the ball into a banner bestowed with the likeness of Oilers defensive coordinator Buddy Ryan. But Cash's exclamation point was nothing compared to the mayhem that would ensue in the fourth quarter.

Another interception by Houston led to a 43-yard FG that put the Oilers ahead 13-7. But the Chiefs grabbed their first lead of the day just three plays later with an 11-yard TD catch by WR J.J. Birden. On the Oilers next play from scrimmage, Thomas unleashed his patented sack-and-strip maneuver on Moon with Chiefs DT Dan Saleaumua scooping up the loose ball at the Houston 20-yard line. This time Montana - who finished the contest with 299 yards - found WR Willie Davis for an 18-yard TD to push the Chiefs advantage to 21-13.

But the Oilers wouldn't go away. Moon - who compiled 306 yards on the day - promptly responded with a seven-yard scoring strike to WR Ernest Givins to pull Houston to within 21-20. Kansas City would produce a one-two knockout combination on its next drive. Cash snared a 41-yard pass from Montana on a third-and-one situation from the KC 30-yard line. Then faced with third-and-two at the Houston 21-yard line, RB Marcus Allen burst through the middle of the line for a 21-yard TD dash to make the score 28-20.

A final sack from Thomas would all but seal the Oilers fate as the Chiefs turned "The House of Pain" into a house of horrors for Houston in the final NFL postseason game ever played in the Astrodome.

OILERS—Del Greco, 49-yard FG (4-8, 1:13).

OILERS—Brown, 2-yard run
(Del Greco kick) (11-80, 6:30).

CHIEFS—Cash, 7-yard pass from Montana
(Lowery kick) (7-71, 3:30).

OILERS—Del Greco, 43-yard FG (4-1, 1:59).

CHIEFS—Birden, 11-yard pass from Montana
(Lowery kick) (2-71, 0:59).

CHIEFS—Davis, 18-yard pass from Montana
(Lowery kick) (3-12, 0:42).

OILERS—Givins, 7-yard pass from Moon
(Del Greco kick) (9-80, 4:09).

CHIEFS—Allen, 21-yard run
(Lowery kick) (6-79, 1:40).

Team Statistics	Oilers	Chiefs
First Downs	19	18
Total Net Yards	277	354
Rushes/Net Yards	14/39	18/71
Net Passing	238	283
Pass Attempts/Completions	43/32	38/22
Had Intercepted	1	2
Sacked/Yards Lost	9/68	2/16
Punts/Average	5/48.6	5/45.0
Penalties/Yards	3/63	7/51
Fumbles/Lost	7/2	0/0
Possession Time	35:42	24:18

RUSHING

CHIEFS—Allen 14-74, TD; Anders 1-0;
Montana 1-(-1); Krieg 2-(-2).

OILERS—Moon 3-22; Brown 11-17, TD.

RECEIVING

CHIEFS—Birden 6-60, TD; Davis 5-96, TD;
Cash 4-80, TD; Barnett 2-24;
McNair 2-9; Allen 1-12; Hayes 1-9;
F. Jones 1-9.

OILERS—Jeffries 9-88; Givins 7-63, TD;
Wellman 6-80; Duncan 6-49;
Brown 4-26.

PASSING

CHIEFS—Montana 22-38-299, 3 TDs, 2 INTs;
Krieg 0-0-0, 0 TDs, 0 INTs.

OILERS—Moon 32-43-306, 1 TD, 1 INT.

INTERCEPTIONS

CHIEFS—Mincy 1-12.

OILERS—Jackson 1-14; Hoage 1-0.

SACKS

CHIEFS—Lewis 2.0; Phillips 2.0;
D. Thomas 2.0; B. Thompson 2.0;
N. Smith 1.0.

OILERS—Fuller 1.0; Lathon 1.0.

FIELD GOALS

CHIEFS—None.

OILERS—Del Greco (49) (43).



1993 AFC CHAMPIONSHIP GAME BILLS 30, CHIEFS 13

January 23, 1994 • Rich Stadium • 76,642



KANSAS CITY	6	0	7	0	—	13
BUFFALO	7	13	0	10	—	30

The Chiefs knew that they had to stop the run in order to dethrone the reigning three-time AFC Champion Buffalo Bills on their home turf. Unfortunately, the 229 rushing yards amassed by the Bills provided all that was necessary in a 30-13 AFC Championship Game setback at Rich Stadium. Although the Chiefs were outgained by just 51 yards (389 to 338), they allowed RB Thurman Thomas to gain 186 of Buffalo's 229 rushing yards.

Kansas City was in uncharted territory as the club was playing in its first-ever AFC title game and vying for its first Super Bowl appearance since '69, while the Bills were playing in an unprecedented fourth straight AFC Championship Game.

Neither team's offense was able to move the ball effectively at the start of the first quarter. Midway through the frame, though, Thomas would start to get on track as his easy 12-yard TD scamper gave the Bills a 7-0 lead.

But Kansas City would answer. QB Joe Montana orchestrated a 10-play, 52-yard drive that culminated with a 31-yard FG by K Nick Lowery. S Bennie Thompson then forced Bills WR Russell Copeland to fumble on the ensuing kickoff. WR Fred Jones scooped up the loose ball, setting the stage for another 31-yard FG to cut Buffalo's lead to one as the first quarter came to a close.

The second quarter was all Buffalo as the club scored on three straight possessions, getting a three-yard TD run from Thomas and FGs of 23 and 25 yards from K Steve Christie. The Chiefs had a chance to cut into the lead as the half ended, but a pass by Montana slipped through the hands of FB Kimble Anders, stationed in the end zone, and into the waiting arms of Buffalo S Henry Jones. The Bills took a 20-6 lead into the half as Thomas had already amassed 129 yards on the ground.

The Chiefs got the ball to open the second half, but three plays into the third quarter Montana was slammed to the turf by S Matt Darby and LB Darryl Talley, suffering a concussion on the play. Montana was sidelined for the remainder of a very chilly afternoon as QB Dave Krieg came off the bench.

With 2:58 left in the third quarter, Kansas City shaved the Bills lead to seven points with a 14-play, 90-yard drive that culminated in a one-yard plunge by RB Marcus Allen. But Buffalo countered with an 18-yard FG and a three-yard TD run by Thomas to make the count 30-13.

Kansas City's last legitimate comeback hope evaporated when Krieg was picked off at the goal line by CB James Williams with 3:23 left. Krieg would get the club as close as the Buffalo one-yard line on the Chiefs final drive, but it would not matter as time expired on Kansas City and its Super Bowl aspirations.

BILLS —T. Thomas, 12-yard run
(Christie kick) (6-47, 1:52).
CHIEFS—Lowery, 31-yard FG (10-51, 4:45).
CHIEFS—Lowery, 31-yard FG (5-11, 1:35).
BILLS —T. Thomas, 3-yard run
(Christie kick) (9-80, 3:37).
BILLS —Christie, 23-yard FG (10-41, 3:31).
BILLS —Christie, 25-yard FG (10-56, 3:55).
CHIEFS—Allen, 1-yard run
(Lowery kick) (14-90, 7:18).
BILLS —Christie, 18-yard FG (14-79, 6:11).
BILLS —T. Thomas, 3-yard run
(Christie kick) (8-52, 4:41).

Team Statistics	Bills	Chiefs
First Downs	30	22
Total Net Yards	389	338
Rushes/Net Yards	46/229	21/52
Net Passing	160	286
Pass Attempts/Completions	27/17	52/25
Had Intercepted	0	2
Sacked/Yards Lost	0/0	4/37
Punts/Average	4/33.3	6/40.8
Penalties/Yards	2/10	6/29
Fumbles/Lost	1/1	1/0
Possession Time	30:40	29:20

RUSHING

CHIEFS—Allen 18-50, TD; Anders 2-1;
Montana 1-1.
BILLS —T. Thomas 33-186, 3 TDs;
K. Davis 10-31; Reed 1-8;
Kelly 2-3.

RECEIVING

CHIEFS—Cash 6-87; W. Davis 5-57;
Birden 4-60; Allen 2-36;
McNair 2-33; Hayes 2-14;
E. Thompson 1-12; Hughes 1-11;
Anders 1-7; Szott 1-6.
BILLS —Reed 4-49; Brooks 4-34;
Metzelaars 4-29; T. Thomas 2-22;
Beebe 2-19; McKeller 1-7.

PASSING

CHIEFS—Montana 9-23-125, 0 TDs, 1 INT;
Krieg 16-29-198, 0 TDs, 1 INT.
BILLS —Kelly 17-27-160, 0 TDs, 0 INTs.

INTERCEPTIONS

CHIEFS—None.
BILLS —H. Jones 1-15; J. Williams 1-0.

SACKS

CHIEFS—None.
BILLS —Hansen 1.0; B. Smith 1.0; Talley 1.0;
Wright 1.0.

FIELD GOALS

CHIEFS—Lowery (31) (31).
BILLS —Christie (23) (25) (18).



1994 AFC WILD CARD PLAYOFF GAME DOLPHINS 27, CHIEFS 17

December 31, 1994 • Joe Robbie Stadium • 67,487



KANSAS CITY	14	3	0	0	—	17
MIAMI	7	10	10	0	—	27

In a game that proved to be the final contest of QB Joe Montana's legendary career, the Chiefs signal-caller provided a dramatic first-half showdown with fellow Western Pennsylvania native, Dolphins QB Dan Marino. But after these two legendary passers dueled to a 17-17 halftime tie, Miami pulled away in the second half behind Marino for a 27-17 victory.

The Chiefs outgained Miami by a 414-to-381 margin in total yardage, but a pair of second-half turnovers and a staunch Dolphins defense was too much to overcome. Neither club was able to mount a substantial pass rush as Chiefs LB Derrick Thomas recorded the game's only sack in his return to his South Florida hometown.

Both quarterbacks were nearly flawless in the first 30 minutes as Montana completed 12 of 15 passes for 178 yards and two TDs, while Marino hit on 14 of 16 attempts for 162 yards and one score as the two squads each scored on their first three possessions.

Montana started the shootout by guiding an exquisite 11-play, 80-yard drive that was capped with a one-yard play-action TD toss to TE Derrick Walker. Marino immediately answered with a nearly-identical, 10-play, 72-yard march that ended with a one-yard plunge by RB Bernie Parmalee to tie the score at 7-7.

KC struck quickly on its next possession as Montana found FB Kimble Anders on a 67-yard screen pass that hit paydirt. The two clubs then traded field goals before Marino produced a monster, 13-play, 80-yard drive that consumed 5:50 off the clock. A one-yard TD pass to TE Ronnie Williams with 0:22 remaining in the second quarter ended an exquisite half of football with the score deadlocked at 17-17.

Marino picked up right where he left off on the opening possession of the second half, putting the Dolphins ahead 24-17 on a seven-yard scoring strike to WR Irving Fryar. But this time the Chiefs and Montana could not answer, going three-and-out on their next two drives. Meanwhile, Miami tacked on a 40-yard FG from K Pete Stoyanovich to go up 27-17.

The Dolphins defense then clamped down in the fourth quarter. CB J.B. Brown picked off a Montana pass in the end zone to thwart a golden scoring opportunity, while S Michael Stewart forced a rare fumble by RB Marcus Allen as KC crossed into Miami territory on its next possession.

Miami was then content to grind it out on the ground, consuming over five minutes off the clock before the Chiefs could regain possession. Montana managed to get Kansas City as close as the Dolphins 19-yard line before his final professional pass fell incomplete on fourth down as he attempted to find WR Willie Davis. He finished the game with 314 yards on 26-of-37 passing with two TDs and one INT, while Marino ended the day by completing 22 of 29 attempts for 257 yards with two TD passes and no INTs.

CHIEFS —D. Walker, 1-yard pass from Montana (Elliott kick) (11-80, 6:28).
DOLPHINS—Parmalee, 1-yard run (Stoyanovich kick) (10-72, 6:12).
CHIEFS —Anders, 57-yard pass from Montana (Elliott kick) (4-83, 1:40).
DOLPHINS—Stoyanovich, 40-yard FG (7-35, 3:25).
CHIEFS —Elliott, 21-yard FG (12-69, 6:03).
DOLPHINS—R. Williams, 1-yard pass from Marino (Stoyanovich kick) (13-80, 5:50).
DOLPHINS—Fryar, 7-yard pass from Marino (Stoyanovich kick) (6-64, 3:02).
DOLPHINS—Stoyanovich, 40-yard FG (10-59, 4:48).

Team Statistics	Dolphins	Chiefs
First Downs	22	24
Total Net Yards	381	414
Rushes/Net Yards	31/132	23/100
Net Passing	249	314
Pass Attempts/Completions	29/22	37/26
Had Intercepted	0	1
Sacked/Yards Lost	1/8	0/0
Punts/Average	3/43.3	2/40.0
Penalties/Yards	6/50	4/15
Fumbles/Lost	0/0	3/1
Possession Time	27:30	32:30

RUSHING

CHIEFS —Allen 14-64; Anders 5-17; Hill 2-14; Montana 2-5.
DOLPHINS—Parmalee 18-57, TD; Spikes 9-49; McDuffie 1-19; Marino 2-4; Craver 1-3.

RECEIVING

CHIEFS —Anders 6-103, TD; Allen 5-49; Birden 4-56; Cash 3-38; D. Walker 3-27, TD; Dawson 3-21; Hill 1-11; Davis 1-9.
DOLPHINS—Fryar 6-71, TD; Craver 4-35; Parmalee 2-34; Jackson 2-29; M. Williams 2-28; McDuffie 2-25; Saxon 2-24; Miller 1-10; R. Williams 1-1, TD.

PASSING

CHIEFS —Montana 26-37-314, 2 TDs, 1 INT.
DOLPHINS—Marino 22-29-257, 2 TDs, 0 INTs.

INTERCEPTIONS

CHIEFS —None.
DOLPHINS—Brown 1-24.

SACKS

CHIEFS —Thomas 1.0.
DOLPHINS—None.

FIELD GOALS

CHIEFS —Elliott (21).
DOLPHINS—Stoyanovich (40) (40).



1995 AFC DIVISIONAL PLAYOFF GAME COLTS 10, CHIEFS 7

January 7, 1996 • Arrowhead Stadium • 77,594



INDIANAPOLIS	0	7	3	0	—	10
KANSAS CITY	7	0	0	0	—	7

Frigid conditions, four turnovers and three missed field goals contributed to one of the most shocking upsets in Chiefs history as Kansas City (13-3) suffered a 10-7 loss to Indianapolis (9-7) at Arrowhead.

A kickoff temperature of 11 degrees and a wind chill of -9 seemingly did little to faze the dome-dwelling Colts. Indianapolis didn't lose any of its four fumbles and despite missing two field goals, it still made one when it counted as Kansas City squandered a solid effort from its league-leading scoring defense and 94 rushing yards from Marcus Allen, the fourth-best total in KC playoff history.

The Chiefs got off to a promising start, putting together a five-play, 62-yard TD drive on their third possession of the game. That march culminated with a 20-yard scoring pass from QB Steve Bono to WR Lake Dawson to give Kansas City its only score of the day and a 7-0 lead.

Colts QB Jim Harbaugh then made arguably the biggest play of the game on Indianapolis' next possession. Facing third-and-11 at his own 22-yard line, Harbaugh scrambled for an 18-yard gain. The Colts would convert six times on either third or fourth down on the drive, including a five-yard TD catch by WR Floyd Turner on third down which capped an 18-play, 77-yard drive that ate 8:40 off the clock and tied the count at 7-7.

Indianapolis K Cary Blanchard was short on a 47-yard FG after a KC fumble. Chiefs K Lin Elliott had a shot to put his team ahead with 0:12 left in the first half, but he was wide right from 35 yards out as the contest remained tied at halftime.

Kansas City boasted an NFL-best +12 turnover differential during the regular season and forced its only takeaway of the day when CB Mark Collins picked off Harbaugh. But just two plays later, Bono was intercepted by CB Ashley Ambrose, setting up a 30-yard Blanchard FG to put Indianapolis ahead 10-7 with 2:48 left in the third quarter.

KC's defense kept it close in the final 15 minutes, but it was not enough. Elliott was wide right on a 39-yard FG to open the fourth quarter and Bono was picked off by LB Quentin Coryatt on the Chiefs next possession. KC still appeared to have a shot when Blanchard's 49-yard FG fell short with 5:44 left in the game, but three plays later Bono was picked off by CB Eugene Daniel. However, the Chiefs defense held once again, setting the stage for one final drive with 4:12 remaining in the contest.

QB Rich Gannon came on in relief of Bono and took over at the Chiefs 18-yard line. He methodically moved the club downfield, converting three third downs, including a 14-yard scramble that put Kansas City at the Colts 25-yard line with 0:56 left. Gannon narrowly missed WR Lake Dawson in the end zone on third down, setting the stage for a final field goal attempt by Elliott from 42 yards out. But the kick sailed wide left as Indianapolis claimed a 10-7 victory and advanced to the AFC Championship Game.

CHIEFS—Dawson, 20-yard pass from Bono (Elliott kick) (5-62, 2:28).

COLTS —Turner, 5-yard pass from Harbaugh (Blanchard kick) (18-77, 8:40).

COLTS —Blanchard, 30-yard FG (9-35, 4:35).

Team Statistics	Colts	Chiefs
First Downs	16	15
Total Net Yards	249	281
Rushes/Net Yards	39/147	28/129
Net Passing	102	152
Pass Attempts/Completions	27/12	33/16
Had Intercepted	1	3
Sacked/Yards Lost	2/10	0/0
Punts/Average	6/36.5	4/36.8
Penalties/Yards	6/38	3/29
Fumbles/Lost	4/0	1/1
Possession Time	33:14	26:46

RUSHING

CHIEFS—Allen 21-94; Gannon 2-19; Anders 5-16.

COLTS —Warren 20-76; Harbaugh 9-48; Crockett 6-12; Humphrey 4-11.

RECEIVING

CHIEFS—Anders 7-44; Dawson 4-70, TD; Allen 2-21; Slaughter 2-10; Walker 1-7.

COLTS —Dawkins 4-37; Bailey 2-37; Warren 2-18; Turner 2-15, TD;

PASSING

CHIEFS—Bono 11-25-122, 1 TD, 3 INTs; Gannon 5-8-30, 0 TDs, 0 INTs.

COLTS —Harbaugh 12-27-112, 1 TD, 1 INT.

INTERCEPTIONS

CHIEFS—Collins 1-0.

COLTS —Daniel 1-13; Coryatt 1-10; Ambrose 1-2.

SACKS

CHIEFS—Booker 1.0; N. Smith 1.0.

COLTS —None.

FIELD GOALS

CHIEFS—Elliott 35WR 39WL 42WL.

COLTS —Blanchard 47S (30) 49S.



LB Derrick Thomas, DE Neil Smith and the Chiefs can't overcome the combination of bone-chilling cold and Colts QB Jim Harbaugh.



1997 AFC DIVISIONAL PLAYOFF GAME BRONCOS 14, CHIEFS 10

January 4, 1998 • Arrowhead Stadium • 76,965



DENVER	0	7	0	7	—	14
KANSAS CITY	0	0	10	0	—	10

The two teams with the AFC's best regular season records squared off as Kansas City (13-3) and Denver (12-4) met for the first time in postseason play. The Chiefs boasted the NFL's top scoring defense (14.5 ppg), while the Broncos owned the league's number one scoring offense (29.5 ppg). But it was Denver that claimed a 14-10 victory in what would be the final contest of RB Marcus Allen's storied Hall of Fame career.

Kansas City outgained Denver by 303 to 272 total yards and held a +2 edge in the turnover column, but an inability to put points on the board in several key situations cost the Chiefs a chance to host the AFC Championship Game. After the two teams battled through a scoreless first quarter, KC appeared to get on the board first, but was flagged for holding on a 34-yard FG by K Pete Stoyanovich, who had missed just one FG during the regular season. However, Stoyanovich's ensuing 44-yard attempt went wide left to leave the count at 0-0.

Denver QB John Elway then marched the Broncos on an eight-play, 65-yard scoring drive that culminated with a one-yard TD run by RB Terrell Davis, who would finish the game with 25 carries for 101 yards. KC could not get back into scoring range, as the Broncos took a 7-0 lead into the intermission.

Chiefs QB Elvis Grbac opened the second half with a 34-yard pass to WR Andre Rison, who finished the day with 110 receiving yards, the third-highest total in Chiefs postseason history. The game's most pivotal sequence would follow. Facing third-and-goal at the Denver three, Grbac connected with rookie TE Tony Gonzalez, who appeared to be forced out of the end zone by Broncos CB Darrien Gordon. However, the play was ruled an incompletion, forcing the Chiefs to settle for a 20-yard FG to cut the gap to 7-3.

With Denver poised at the Kansas City 11-yard line on its next drive, Chiefs DE John Browning forced a fumble by RB Derek Loville to thwart a Broncos scoring opportunity. After both squads exchanged punts, Grbac found WR Joe Horn on a 50-yard strike to set up a 12-yard TD pass to Gonzalez, giving the Chiefs a short-lived 10-7 advantage. However, Davis found paydirt from one-yard out on the Broncos ensuing drive to retake the lead at 14-10.

KC got as deep as the Denver 31-yard line on its next possession and lined up in field goal formation on fourth-and-six, but holder P Louie Aguiar ran with the ball and was tackled three yards short of a first down. Kansas City began its last possession with 4:04 left. Grbac found Rison for a 23-yard gain to move KC to the Broncos 28 with 1:51 left as the Chiefs used their final time out. Facing fourth-and-two at the Denver 20-yard line with 0:19 remaining, Grbac's final pass into the end zone was batted down by Gordon as Denver held on to claim the 14-10 victory.

BRONCOS—T. Davis, 1-yard run (Elam kick) (8-65, 4:51).

CHIEFS —Stoyanovich, 20-yard FG (11-67, 5:18).

CHIEFS —Gonzalez, 12-yard pass from Grbac (Stoyanovich kick) (4-65, 1:35).

BRONCOS—T. Davis, 1-yard run (Elam kick) (6-49, 2:38).

Team Statistics	Broncos	Chiefs
First Downs	16	18
Total Net Yards	272	303
Rushes/Net Yards	32/109	24/77
Net Passing	163	226
Pass Attempts/Completions	19/10	37/24
Had Intercepted	0	0
Sacked/Yards Lost	1/7	4/34
Punts/Average	6/36.2	5/46.4
Penalties/Yards	8/64	7/65
Fumbles/Lost	4/2	2/0
Possession Time	28:54	31:06

RUSHING

CHIEFS —Allen 12-37; Grbac 4-22; Anders 3-9; Bennett 3-4; Aguiar 1-3; Hill 1-2.

BRONCOS—T. Davis 25-101, 2 TDs; Griffith 4-9; Loville 2-0; Elway 1-(-1).

RECEIVING

CHIEFS —Rison 8-110; Popson 5-26; Gonzalez 3-26, TD; Dawson 2-20; Anders 2-4; Horn 1-50; Hughes 1-13; Allen 1-8; Vanover 1-3.

BRONCOS—McCaffrey 3-56; Sharpe 2-33; R. Smith 2-19; Carswell 1-26; Green 1-19; T. Davis 1-17.

PASSING

CHIEFS —Grbac 24-37-260, 1 TD, 0 INTs.

BRONCOS—Elway 10-19-170, 0 TDs, 0 INTs.

INTERCEPTIONS

CHIEFS —None.

BRONCOS—None.

SACKS

CHIEFS —Woods 1.0.

BRONCOS—N. Smith 2.0; A. Williams 2.0.

FIELD GOALS

CHIEFS —Stoyanovich 44WL (20).

BRONCOS—None.



QB John Elway and the Broncos do just enough to slip past the Chiefs at Arrowhead.



2003 AFC DIVISIONAL PLAYOFF GAME COLTS 38, CHIEFS 31

January 11, 2004 • Arrowhead Stadium • 79,159



INDIANAPOLIS 14 7 10 7 — 38

KANSAS CITY 3 7 14 7 — 31

The NFL's top two scoring offenses and two of the game's brightest stars battled in an offensive shootout at Arrowhead in which Indianapolis prevailed by a 38-31 margin. RB Priest Holmes finished the game with a Chiefs single-game postseason record 176 rushing yards and tied a club playoff record with two rushing TDs. Colts QB Peyton Manning was just as good, throwing for 304 yards with three scores and posting an impeccable 138.8 rating.

In a game that featured no punts, just one turnover and only five total penalties, Manning's nearly-perfect performance kept the Colts one step ahead of Kansas City all afternoon. It marked just the third time in NFL?postseason history that neither team was forced to punt and was the first time it had occurred since the '82 NFL Playoffs. Kansas City would draw within seven points three times in the second half, but Manning always had an answer.

Manning, the NFL's Co-MVP, opened the game with a 29-yard TD pass to WR Brandon Stokley. Kansas City would answer with a 22-yard field goal from Morten Andersen when Holmes was stopped on third-and-goal from the three. However, Manning and company kept the pressure on with an 11-yard TD run from RB Edgerrin James for a 14-3 lead.

The Chiefs rallied back as Green found WR Dante Hall on a nine-yard TD, cutting the deficit to 14-10. However, the Colts put together another impressive march, as Manning again capped it with a two-yard TD strike to FB Tom Lopienski for a 21-10 lead.

The scoring torrent finally abated as the Chiefs failed to score on their final first-half possession, thanks to a 31-yard touchdown that was called back on an offensive pass interference call on TE Tony Gonzalez and a missed 31-yard field goal.

Holmes ripped off a 48-yard dash on the second play of the third quarter, but had the ball ripped loose by CB?David Macklin who recovered the fumble at the Colts 22-yard line. Indianapolis would cash the turnover in with a 45-yard FG from K Mike Vanderjagt for a 24-10 lead.

Holmes would exact revenge on the Chiefs next drive as he accounted for 44 yards rushing and a one-yard TD dive. After a Manning-to-Reggie Wayne TD pass boosted the Colts margin to 31-17 late in the third quarter, WR Dante Hall responded by returning the ensuing kickoff 92 yards for his second TD of the game. Hall's 208 kickoff return yards on the day set a Chiefs single-game postseason record and were the third-highest total in NFL?postseason history.

Indianapolis would answer with a one-yard TD from James, building an insurmountable 38-24 lead. The Chiefs made it interesting though as Holmes scored on a one-yard TD run with 4:22 remaining to make the score 38-31. But Kansas City's defense couldn't get the ball back until just 0:08 remained on the clock, leaving the Chiefs out of time for a comeback.

COLTS —Stokley, 29-yard pass from Manning (Vanderjagt kick) (10-70, 5:40).

CHIEFS—Andersen, 22-yard field goal (11-73, 5:42).

COLTS —James, 11-yard run (Vanderjagt kick) (6-76, 3:01).

CHIEFS—Hall, 9-yard pass from Green (Andersen kick) (12-77, 7:02).

COLTS —Lopienski, 2-yard pass from Manning (Vanderjagt kick) (9-71, 4:06).

COLTS —Vanderjagt, 45-yard field goal (11-51, 5:08).

CHIEFS—Holmes, 1-yard run (Andersen kick) (8-55, 3:58).

COLTS —Wayne, 19-yard pass from Manning (Vanderjagt kick) (7-64, 3:38).

CHIEFS—Hall, 92-yard kickoff return (Andersen kick) (0-0, 0:13).

COLTS —James, 1-yard run (Vanderjagt kick) (10-81, 5:21).

CHIEFS—Holmes, 1-yard run (Andersen kick) (17-76, 6:52).

Team Statistics	Colts	Chiefs
First Downs	27	24
Total Net Yards	434	408
Rushes/Net Yards	32/142	30/196
Net Passing	292	212
Pass Attempts/Completions	30/22	30/18
Had Intercepted	0	0
Times Sacked/Yards	1.0/12.0	0.0/0.0
Punts/Average	0/0.0	0/0.0
Penalties/Yards	1/5	4/30
Fumbles/Lost	0/0	1/1
Possession Time	32:13	27:47

RUSHING

CHIEFS —Holmes 24-176, 2 TDs; Green 3-18; Morton 1-5; Blaylock 2-(-3).

COLTS —James 26-125, 2 TDs; Rhodes 5-18; Manning 1-(-1).

RECEIVING

CHIEFS —Holmes 5-32; Gonzalez 4-55; Kennison 3-50; Hall 2-19, TD; Boerigter 1-21; Morton 1-14; Blaylock 1-11; Richardson 1-10.

COLTS —Harrison 6-98; Wayne 6-83, TD; Stokley 4-57, TD; Pollard 3-41; James 1-16; Davenport 1-7; Lopienski 1-2, TD.

PASSING

CHIEFS —Green 18-30-212, 1 TD, 0 INTs.

COLTS —Manning 22-30-304, 3 TDs, 0 INTs.

INTERCEPTIONS

CHIEFS —None.

COLTS —None.

SACKS

CHIEFS —Truluck 1.0.

COLTS —None.

FIELD GOALS

CHIEFS —Andersen (22) 31WL.

COLTS —Vanderjagt (45).



2006 AFC WILD CARD PLAYOFF GAME COLTS 23, CHIEFS 8

January 6, 2007 • RCA Dome • 57,215



KANSAS CITY	0	0	8	0	—	8
INDIANAPOLIS	6	3	7	7	—	23

The Chiefs fell behind 16-0 in an AFC Wild Card contest at Indianapolis and never could find the offensive rhythm to get back into the game, falling by a score of 23-8 at the RCA Dome. The Colts outgained the Chiefs by a 435-to-126 margin in total yards and limited Kansas City to just one-of-11 on third downs.

Despite a valiant defensive effort by Kansas City that held the Colts third-ranked offense out of the end zone for over 40 minutes, Indy shut down the Chiefs offensive attack. The Colts dominated nearly every category of the first half, but KC's defense kept them in the game by forcing three QB Peyton Manning INTs and relinquishing three first-half FGs, instead of TDs.

The Chiefs went three plays and out on each of their six first-half possessions and the Colts capitalized on three of their ensuing drives. On Indianapolis' first drive rookie RB Joseph Addai ripped off runs of 10 and nine yards to set up a 48-yard field goal.

On the Colts second drive Manning and WR Marvin Harrison converted on third-and-eight with a 42-yard pass to the Chiefs 25-yard line. Indianapolis would reach the KC one-yard line, but like they did on the first drive the Chiefs defense forced them to settle for a 19-yard K Adam Vinatieri field goal and a 6-0 lead.

The Chiefs squandered a golden opportunity to take the lead in the second quarter. CB Ty Law - who is no stranger to the playoffs with 13 postseason starts - intercepted Manning for his fifth postseason INT and returned it to the Colts nine-yard line. RB Larry Johnson ran the ball to the two, setting up third-and-goal. However QB Trent Green fell on third down after being stepped on as he pulled from center. Things got worse for Kansas City when K Lawrence Tynes' 23-yard field goal try hit the left upright, leaving the score at 6-0.

Kansas City dodged another bullet when rookie S Jarrad Page picked off Manning at the KC two-yard line with 1:50 left in the first half. However, once again the Chiefs offense couldn't move the ball and the Colts were able to sneak in a third field goal, this time from 50 yards out, to make it 9-0 at intermission.

Manning would throw his third INT of the game on the opening possession of the second half, as Law snared his sixth postseason INT, his fifth career playoff pickoff of Manning. The Chiefs couldn't convert the turnover into points and instead watched Indianapolis rattle off a 12-play, 89-yard TD drive. Manning completed four passes before Addai scored on a six-yard TD run to increase the Colts lead to 16-0.

With 3:38 remaining in the third quarter, the Chiefs finally notched their initial first down of the game on a six-yard pass from Green to TE Tony Gonzalez. That jumpstarted the offense as they would rattle off 60 yards en route to a Green-to-Gonzalez six-yard TD. A successful two-point conversion from Green to TE Kris Wilson cut the Colts lead to 16-8 after three quarters.

The one-possession deficit would not last long however as the Colts engineered a back-breaking, nine-play, 71-yard scoring drive that finished with a Manning-to-WR Reggie Wayne five-yard TD and moved Indianapolis ahead by a 23-8 margin.

The Chiefs still had hope with 4:00 left when they moved the ball to the Indy 26-yard line, but Green was sacked and stripped by DE Robert Mathis. Indianapolis would register its third turnover of the game on Kansas City's final possession, clinching the Colts 23-8 win.

COLTS —Vinatieri, 48-yard field goal (10-39, 4:51).

COLTS —Vinatieri, 19-yard field goal (10-68, 4:57).

COLTS —Vinatieri, 50-yard field goal (6-33, 0:50).

COLTS —Addai, 6-yard run (Vinatieri kick) (12-89, 6:56).

CHIEFS —Gonzalez, 6-yard pass from Green (Green-Wilson pass) (8-60, 4:06).

COLTS —Wayne, 5-yard pass from Manning (Vinatieri kick) (9-71, 4:52).

Team Statistics	Colts	Chiefs
First Downs	28	7
Total Net Yards	435	126
Rushes/Net Yards	40/188	17/44
Net Passing	247	82
Pass Attempts/Completions	39/31	24/14
Had Intercepted	3	2
Times Sacked/Yards	1.0/5.0	4.0/25.0
Punts/Average	2/38.0	6/52.3
Penalties/Yards	3/40	2/13
Fumbles/Lost	1/0	2/1
Possession Time	39:23	20:37

RUSHING

CHIEFS —L. Johnson 13-32; D. Hall 2-14; Bennett 1-1; Green 1-(-3).

COLTS —Addai 25-122, TD; Rhodes 13-68; Manning 2-(-2).

RECEIVING

CHIEFS —L. Johnson 5-29; Gonzalez 4-25, TD; Wilson 2-29; D. Hall 2-12; Bennett 1-12.

COLTS —Clark 9-103; Addai 7-26; Wayne 5-36, TD; Harrison 2-48; Rhodes 2-24; Moorehead 2-18; Utecht 2-17; Fletcher 1-(-4); Boiman 1-(-16).

PASSING

CHIEFS —Green 14-24-107, 1 TD, 2 INTs.

COLTS —Manning 30-38-268, 1 TD, 3 INTs; Smith 1-1-(-16), 0 TDs, 0 INTs.

INTERCEPTIONS

CHIEFS —Law 2-43; Page 1-12.

COLTS —Sanders 1-17; Bethea 1-16.

SACKS


CHIEFS —Surtain 1.0.

COLTS —Freaney 2.0; McFarland 1.0; Mathis 0.5; Schobel 0.5.

FIELD GOALS

CHIEFS —Tynes 23LU.

COLTS —Vinatieri (48) (19) (50).



CB Ty Law helps keep the Colts offense in check with two interceptions of QB Peyton Manning.



2010 AFC WILD CARD PLAYOFF GAME BALTIMORE 30, CHIEFS 7

January 9, 2011 • Arrowhead Stadium • 72,190



BALTIMORE	3	7	13	7	—	30
KANSAS CITY	7	0	0	0	—	7

The Chiefs were within striking distance at halftime, trailing by only a 10-7 margin, but four second-half turnovers doomed Kansas City as Baltimore pulled away for a 30-7 victory. The Chiefs defense registered 4.0 sacks, including 2.0 from LB Tamba Hali.

The Chiefs won the toss, deferred to the second half and kicked off to open the game. Baltimore promptly moved down field and was poised with first and goal at the Chiefs one-yard line, but Kansas City's defense made a goal-line stand, rebuffing the Ravens on three straight plays. QB Joe Flacco's third-down pass was broken up by S Eric Berry, setting up a 19-yard K Billy Cundiff FG that gave Baltimore a 3-0 lead.

Kansas City went three and out on its opening drive. On Baltimore's ensuing possession, Hali recorded a sack and strip of Flacco and jumped on the ball, giving the Chiefs great field position at the Baltimore 46-yard line. Two plays later, RB Jamaal Charles reeled off a 41-yard TD scamper, the longest postseason TD run in team history, to put the Chiefs up 7-3 with 2:09 left in the first quarter.

On Kansas City's next possession, a Charles fumble set up Baltimore at their own 45, but KC's defense held. The teams exchanged punts before Flacco and company again moved into Chiefs territory. A nine-yard TD pass from Flacco to RB Ray Rice put the Ravens up 10-7 with 0:19 left to play before halftime, capping an 11-play, 80-yard scoring drive.

On the third play of the third quarter QB Matt Cassel's pass intended for TE Tony Moeaki was batted into the air and intercepted by S Haruki Nakamura. However, a hustling Charles stripped and recovered the ball at the KC 32-yard line, giving the Chiefs a fresh set of downs.

Kansas City moved the ball to the Baltimore 33-yard line, but Charles was thrown for a four-yard loss on fourth and one. Cundiff knocked through a 29-yard FG on the Ravens ensuing drive, extending their lead to 13-7 with 6:36 left in the third quarter.

Chiefs WR Dexter McCluster fumbled the ball on Kansas City's ensuing possession, setting up Baltimore at the Chiefs 17-yard line. Cundiff connected on another 29-yard FG, putting the Ravens up 16-7 with 4:20 left in the third quarter.

Two plays later, Cassel's pass for Moeaki was intercepted by S Dawan Landry, putting the Ravens at the Kansas City 21-yard line. Flacco then hit WR Anquan Boldin in the back of the end zone for a four-yard TD pass, pushing the Ravens advantage to 23-7.

On the first play of Kansas City's next drive, Cassel fumbled the ball and it was recovered by the Ravens. Head Coach Todd Haley challenged the play and the ruling on the field was overturned to an incomplete pass. The Chiefs were eventually forced to punt. Ravens RB Willis McGahee delivered the game's final score as he broke free for a 25-yard TD, extending Baltimore's lead to 30-7 with 4:26 left in the game.

Kansas City took over at the 40-yard line after the Ravens kickoff went out of bounds. Cassel was sacked twice on the drive and his fourth-down pass was intercepted by CB Josh Wilson at the Baltimore 34-yard line. Baltimore was able to run out the clock to seal the victory.

BAL—Cundiff, 19-yard field goal (14-69, 5:59).

KC —Charles, 41-yard run (Succop kick) (2-46, 0:49).

BAL—Rice, 9-yard pass from Flacco (Cundiff kick) (11-80, 5:30).

BAL—Cundiff, 29-yard field goal (7-51, 3:02).

BAL—Cundiff, 29-yard field goal (4-6, 1:20).

BAL—Boldin, 4-yard pass from Flacco (Cundiff kick) (6-31, 2:59).

BAL—McGahee, 25-yard run (Cundiff kick) (15-80, 10:20).

Team Statistics	Ravens	Chiefs
First Downs	26	8
Total Net Yards	390	161
Rushes/Net Yards	40/142	19/108
Net Passing	248	53
Pass Attempts/Completions	34/25	18/9
Had Intercepted	0	3
Times Sacked/Yards	4.0/17.0	3.0/17.0
Punts/Average	2/31.0	3/51.0
Penalties/Yards	2/20	5/40
Fumbles/Lost	3/2	2/2
Possession Time	41:44	18:16

RUSHING

KC —Charles 9-82, TD; Jones 5-15; Cassel 3-6; McCluster 2-5.

BAL —Rice 17-57; McGahee 10-44, TD; Flacco 7-26; Parmele 4-13; McClain 1-1; Stallworth 1-1.

RECEIVING

KC —McCluster 4-17; Moeaki 1-22; Charles 1-15; Jones 1-8; Tucker 1-5; Curtis 1-3.

BAL —Heap 10-108; Boldin 5-64, TD; Rice 5-42, TD; McGahee 2-10; Houshmandzadeh 1-28; Mason 1-11; Dickson 1-2.

PASSING

KC —Cassel 9-18-70, 0 TDs, 3 INTs.

BAL —Flacco 25-34-265, 2 TDs, 0 INTs.

INTERCEPTIONS

KC —None.

BAL —Landry 1-9; Nakamura 1-3; Wilson 1-0.

SACKS

KC —Hali 2.0; Belcher 1.5; Jackson 0.5.

BAL —Suggs 2.0; Lewis 1.0.

FIELD GOALS

KC —None.

BAL —Cundiff (19) (29) (29).



RB Jamaal Charles scores a 41-yard TD, the longest scoring run in Chiefs playoff history.



2013 AFC WILD CARD PLAYOFF GAME INDIANAPOLIS 45, CHIEFS 44

January 4, 2014 • Lucas Oil Stadium • 63,551



KANSAS CITY	10	21	10	3	—	44
INDIANAPOLIS	7	3	21	14	—	45

In their Wild Card matchup, the Chiefs fell one point short of the Colts in a 45-44 loss in Indianapolis, eliminating them from playoff contention. Kansas City broke numerous club postseason records including most points scored in a game with 44, most net yards with 513, most touchdown passes with four and most passing yards with 378, but the record-setting statistics were still not enough to top the Colts.

Kansas City came out of the gate with a 14-play, 6:49 drive that included a 16-yard Chiefs QB Alex Smith scramble from the pocket and resulted in a six-yard pass to WR Dwayne Bowe, putting the Chiefs up 7-0. RB Jamaal Charles suffered a concussion on the game's opening drive and would not return. The Colts answered with a quick push down the field and a 10-yard touchdown pass from QB Andrew Luck to WR T.Y. Hilton to tie the game at 7-7.

On the ensuing drive, Smith and Bowe connected on a 63-yard pass to land the Chiefs on the Indianapolis two-yard line. After not being able to convert on the first three attempts, Kansas City was forced to settle for a K Ryan Succop field goal to make the score 10-7.

The second quarter kicked off with a huge 79-yard touchdown pass on a third-down from Smith catching Chiefs WR Donnie Avery in stride increasing the Kansas City lead to 17-7. After the score, Chiefs LB Tamba Hali forced an Indianapolis fumble on first down and LB Justin Houston recovered it for seven yards to the Colts 17-yard line. This set Kansas City up for another score after Smith found FB Anthony Sherman for a five-yard shovel pass that was good for a 24-7 lead in favor of the Chiefs.

Indianapolis moved swiftly down the field on the next drive as Luck scrambled for 21 yards on 4th-and-1. K Adam Vinatieri booted a 37-yard field goal to make the score 24-10.

The next drive proved to be a slow and steady one for the Chiefs. Picking up six first downs, four of which were third-down conversions, the drive was capped off by a RB Knile Davis four-yard touchdown run up the middle to increase the Chiefs lead to 31-10. Before the first half came to a close, Kansas City CB Brandon Flowers picked off a Luck pass and returned it for 17 yards, the second takeaway by the Chiefs.

Indianapolis opened the second half with another Luck interception as S Husain Abdullah jumped a pass on the first play of the half, putting the ball at the Colts 18-yard line. Smith found Davis for a 10-yard touchdown pass putting the Chiefs up 38-10.

The Colts' next drive included a 10-yard completion to Hilton, an 11-yard pass to RB Donald Brown and a 46-yard completion to WR Da'Rick Rogers with Luck bringing them to the Kansas City 10-yard line and Brown punching it in for 10 yards to bring the point total to 38-17.

After the Chiefs got the ball back, Colts LB Robert Mathis had a sack and strip on Smith with LB Kelvin Sheppard recovering the ball on KC's only turnover of the day. Indianapolis was able to turn the fumble recovery into points after another Brown touchdown off of a three-yard connection with Luck, making the score 38-24.

After a Chiefs three-and-out, Abdullah picked off Luck for the second time, setting up a 42-yard Succop field goal, with the Chiefs' lead increasing to 41-24. The Colts fired right back with a drive that included a 25-yard pass to Brown, a 30-yard completion to WR LaVon Brazill and a 13-yard run by Brown to get them to the Chiefs 12-yard line. Luck then connected with TE Coby Fleener for a 12-yard touchdown to narrow the score to 41-31.

On the Colts' first drive of the fourth quarter, Luck recovered a fumble by his own team on the Kansas City five-yard line and dove into the end zone for an unconventional touchdown, narrowing the Chiefs' lead to 41-38. Kansas City responded with another Succop field goal, this one from 43 yards, making the score 44-38.

On the ensuing drive, Luck hit Hilton for a 64-yard touchdown on third-and-five, putting the Colts ahead 45-44 with 4:29 left to play. Kansas City moved down the field but was unable to convert on fourth down. Indianapolis was able to kneel for the last 1:55 of the game to move on to the divisional playoffs.

KC —Bowe, 6-yard pass from Smith (Succop kick) (14-82, 6:49)
IND—Hilton, 10-yard pass from Luck (Vinatieri kick) (7-74, 3:37)
KC —Succop, 19-yard field goal (7-73, 3:41)
KC —Avery, 79-yard pass from Smith (Succop kick) (3-79, 0:21)
KC —Sherman, 5-yard pass from Smith (Succop kick) (3-17, 1:23)
IND—Vinatieri, 37-yard field goal (12-61, 3:51)
KC —Davis, 4-yard run (Succop kick) (15-81, 7:23)
KC —Davis, 10-yard pass from Smith (Succop kick) (3-18, 1:15)
IND—Brown, 10-yard run (Vinatieri kick) (5-80, 1:52)
IND—Brown, 3-yard pass from Luck (Vinatieri kick) (5-41, 1:28)
KC —Succop, 42-yard field goal (4-4, 1:32)
IND—Fleener, 12-yard pass from Luck (Vinatieri kick) (6-80, 1:41)
IND—Luck, 5-yard fumble recovery (Vinatieri kick) (12-90, 4:02)
KC —Succop, 43-yard field goal (11-58, 5:02)
IND—Hilton, 64-yard pass from Luck (Vinatieri kick) (4-80, 1:15)

Team Statistics	Colts	Chiefs
First Downs	28	30
Total Net Yards	536	513
Rushes/Net Yards	19/100	32/150
Net Passing	436	363
Pass Attempts/Completions	45/29	46/30
Had Intercepted	3	0
Times Sacked/Yards	1.0/7.0	2.0/15.0
Punts/Average	1/51.0	2/39.0
Penalties/Yards	4/19	2/15
Fumbles/Lost	2/1	1/1
Possession Time	22:27	37:33

RUSHING

KC —Davis 18-67, TD; Smith 8-57; Charles 3-18;
IND —Brown 11-55, TD; Luck 7-45; Richardson 1-0.

RECEIVING

KC —Bowe 8-150, TD; McCluster 7-52; Davis 7-33, TD; Hemingway 2-30; Fasano 2-6; Sherman 2-1, TD; Avery 1-79, TD; Jenkins 1-27.
IND —Hilton 13-224, 2 TDs; Fleener 5-46, TD;

PASSING

KC —Smith 30-46-378, 4 TDs, 0 INTs.
IND —Luck 29-45-443, 4 TDs, 3 INTs.

INTERCEPTIONS

KC —Abdullah 2-5; Flowers 1-17.
IND —None.

SACKS

KC —Houston 1.0.
IND —Mathis 1.0; Jean Francois 1.0.

FIELD GOALS

KC —Succop (19) (42) (43).
IND —Vinatieri (37).



QB Alex Smith had a career day throwing the ball, setting a number of franchise postseason records.



2015 AFC WILD CARD PLAYOFF GAME CHIEFS 30, TEXANS 0

January 9, 2016 • NRG Stadium • 71,800



KANSAS CITY	7	6	7	10	—	30
HOUSTON	0	0	0	0	—	0

Kansas City's first postseason victory in 22 years began with a bang. Before many people at NRG Stadium were in their seats, RB Knile Davis returned the opening kickoff 106 yards for a touchdown - those seven points ended up being the only score the Chiefs would need. Davis' return was the longest kickoff return in AFC Wild Card postseason history.

Prior to the 2015 season, the Chiefs most recent playoff victory came across the street from NRG Stadium in Houston, when the Chiefs defeated the Oilers in the 1993 Divisional Round at the Astrodome.

In the next three possessions, the two teams alternated turnovers, beginning with S Eric Berry intercepting a Brian Hoyer pass. Two plays later, Texans LB Brian Cushing picked off Alex Smith. As Houston was driving into Kansas City territory, DL Allen Bailey forced and recovered a Brian Hoyer fumble, making that two turnovers in three Texans possessions to begin the game.

Sandwiched on either side of a P Shane Lechler punt, K Cairo Santos booted two 49-yard field goals to push the Chiefs lead to 13-0 midway through the second quarter. Santos' 49-yard field goals marked the longest field goals in franchise postseason history.

Following Santos' second field goal, Houston was inside the Kansas City red zone for the only time on the afternoon. After a direct snap to DE J.J. Watt at the Chiefs two-yard-line lost a yard on first down, Hoyer threw his second interception of the day, this time to LB Josh Mauga on second-and-goal from the Kansas City three-yard-line.

Houston's ensuing possession ended the same way the previous possession did. On the second play of the drive, and the first play following the two-minute warning, Hoyer's pass was intercepted by Marcus Peters - who, four weeks later, would go on to be named AP Defensive Rookie of the Year. Peters' interception was the fourth forced turnover of the half for the Kansas City defense. The Chiefs would go into halftime with a 13-0 lead on the AFC South Champions.

After forcing a Houston punt to open the second half, QB Alex Smith got the offense on the board for the first time, capping an 11-play, 89-yard drive with a nine-yard touchdown pass to rookie WR Chris Conley. The score was Smith's 10th career postseason touchdown.

Following another of Lecher's five punts, the Chiefs got in the endzone for the final time in the game. On the first play of the fourth quarter, FB/RB Spencer Ware took a handoff from five yards out to give the Chiefs a 27-0 lead.

The Texans' subsequent drive ended in Kansas City territory after Hoyer recovered his own fumble on fourth down. Following a Chiefs punt seven plays later, Hoyer threw his fourth interception of the day, this time to CB Sean Smith at the Houston 34-yard-line.

Three plays later, Santos capped the Chiefs scoring on the afternoon, knocking in a 33-yard field goal to increase the Chiefs lead to 30-0.

The four interceptions by Kansas City was the second-most ever recorded in a playoff game and the fourth time the Chiefs have recorded as many interceptions in a single postseason contest.

The 30-0 shutout marked the first time in franchise history that the club had shut out an opponent in the postseason.

KC—Davis, 106-yard kickoff return
(Santos kick)

KC—Santos, 49-yard field goal (5:27; 2:30)

KC—Santos, 49-yard field goal (6:40, 3:29)

KC—Conley, 9-yard pass from Smith
(Santos kick) (11:94, 5:23)

KC—Ware, 5-yard run
(Santos kick) (8:71, 4:13)

KC—Santos, 33-yard field goal (4-6, 2:13)

Team Statistics	Texans	Chiefs
First Downs	14	18
Total Net Yards	226	314
Rushes/Net Yards	25/114	37/141
Net Passing	112	173
Pass Attempts/Completions	34/15	22/17
Had Intercepted	4	1
Times Sacked/Yards	3.0/24.0	3.0/17.0
Punts/Average	5/45.6	4/45.3
Penalties/Yards	4/29	5/52
Fumbles/Lost	2/1	0/0
Possession Time	25:35	34:25

RUSHING

KC — Ware 16-67, TD; Smith 5-27; West 8-26; Davis 4-12; Wilson 2-11; Daniel 2-(-2).
HOU — Blue 17-99; Grimes 4-15; Prosch 1-2; Hunt 1-0; Watt 1-(-1); Hoyer 1-(-1).

RECEIVING

KC — Kelce 8-128; Maclin 3-29; Wilson 2-9; West 1-9; Conley 1-9, TD; Sherman 1-3; Hammond Jr. 1-3.
HOU — Hopkins 6-69; Griffin 2-29; Grimes 2-12; Strong 1-17; Shorts III 1-5; Washington 1-3; Fiedorowicz 1-1.

PASSING

KC — Smith 17-22-190, 1 TD, 1 INT.
HOU — Hoyer 15-34-136, 0 TDs, 4 INTs.

INTERCEPTIONS

KC — Mauga 1-20; Smith 1-13; Peters 1-2; Berry 1-0.
HOU — Cushing 1-0.

SACKS

KC — Bailey 2.0; Howard 1.0.
HOU — Mercilus 3.0.

FIELD GOALS

KC — Santos (49) (49) (33).
HOU — None.



RB Knile Davis returned the opening kickoff 106 yards for a touchdown, the second-longest return in NFL postseason history.



2015 AFC DIVISIONAL PLAYOFF GAME PATRIOTS 27, CHIEFS 20

January 16, 2016 • Gillette Stadium • 66,829



KANSAS CITY	3	3	7	7	—	20
NEW ENGLAND	7	7	7	6	—	27

he Chiefs most successful season in more than a decade came to an end in Foxborough, Mass., at the hands of the New England Patriots, falling 27-20.

QB Alex Smith's performance included a franchise postseason record 50 pass attempts, and his sixth postseason touchdown pass with Kansas City moved him into a tie for second place in the club's record book.

New England opened the game by taking the opening kickoff and driving 80 yards, ending the possession with an eight-yard touchdown pass from QB Tom Brady to TE Rob Gronkowski.

Kansas City answered back right away, taking 8:31 off the clock on a 17-play, 64-yard drive, culminating in a 34-yard K Cairo Santos field goal, bringing the score to 7-3 after the first two possessions of the game.

Both teams alternated punts on the next four possessions. Midway through the second quarter, following four Brady completions for 54 yards and a roughing the passer penalty on LB Dezman Moses that put the Patriots at the Chiefs eight yard line. After a pass that resulted in a three-yard loss, Brady scrambled for 10-yards, ending at the Kansas City one yard line. New England challenged the ruling on the field, believing Brady broke the plane of the goal line. The ruling was upheld, but a quarterback sneak on the next play resulted in a touchdown, putting New England up 14-3.

As was the case following the Patriots' first touchdown, the Chiefs answered back right away. A 17-yard run from RB Charcandrick West and a 26-yard pass from Smith to WR Jason Avant put the Chiefs in field goal range, where Santos booted a 32-yard field goal with 0:12 remaining in the half.

The second half began for the Chiefs with a consistent mixture of Smith completions and West and Knile Davis rushes, moving the team into Patriots territory. On the 10th play of the drive, New England LB Chandler Jones forced a Davis fumble, recovered by LB Dont'a Hightower for the only turnover of the game by either team. Kansas City's momentum was stopped once Brady hit Gronkowski for the duo's second touchdown of the night, pushing the Chiefs deficit to 21-6.

Smith accounted for 72 of the team's 80 yards on the next drive, culminating in a 10-yard touchdown pass to WR Albert Wilson.

K Stephen Gostkowski kicked two field goals on New England's next two possessions - with a Chiefs punt in between - resulting in a 27-13 Patriots lead with 12:26 remaining in the game.

After a turnover on downs on Kansas City's next drive, New England punted, giving the ball back to the Chiefs at the 20-yard-line. Smith went six-of-11 for 60 yards on the drive, eventually marching the team to the one-yard-line where West ran into the end zone to bring the score to 27-20.

Kansas City failed to recover the ensuing onside kick, and on the second play of the possession, Brady completed a 12-yard pass to Julian Edelman, giving the Patriots a first down that would wrap up the game.

NE—Gronkowski, 8-yard pass from Brady (Gostkowski kick) (11-80, 4:37)

KC—Santos, 34-yard field goal (17-64, 8:31)

NE—Brady, 1-yard run (Gostkowski kick) (11-98, 5:36)

KC—Santos, 32-yard field goal (11-52, 3:11)

NE—Gronkowski, 16-yard pass from Brady (Gostkowski kick) (5-69, 2:07)

KC—Wilson, 10-yard pass from Smith (Santos kick) (12-80, 6:12)

NE—Gostkowski, 40-yard field goal (8-57, 2:26)

NE—Gostkowski, 32-yard field goal (5-19, 2:06)

KC—West, 1-yard run (Santos kick) (16-80, 5:16)

Team Statistics	Patriots	Chiefs
First Downs	21	27
Total Net Yards	340	378
Rushes/Net Yards	14/38	32/135
Net Passing	302	243
Pass Attempts/Completions	42/28	50/29
Had Intercepted	0	0
Times Sacked/Yards	0.0/0.0	1.0/3.0
Punts/Average	3/42.0	3/35.7
Penalties/Yards	6/24	5/40
Fumbles/Lost	0/0	1/1
Possession Time	22:09	37:51

RUSHING

KC — West 17-61, TD; Smith 9-44; Davis 6-30.

NE — Jackson 6-16; Edelman 1-11; Brady 6-6, TD; White 1-5.

RECEIVING

KC — Kelce 6-23; Wilson 5-57, TD; Conley 5-33;

Avant 4-69; Maclin 2-23; West 2-15;

Davis 2-13; Harris 1-10;

Hammond Jr. 1-2; Sherman 1-1.

NE — Edelman 10-100; Gronkowski 7-83, 2 TDs;

LaFell 3-6; Martin 2-57; White 2-39;

Amendola 2-18; Jackson 1-2; Bolden 1-(-3).

PASSING

KC — Smith 29-50-246, 1 TD, 0 INTs.

NE — Brady 28-42-302, 2 TDs, 0 INTs.

INTERCEPTIONS

KC — None.

NE — None.

SACKS

KC — None.

NE — Jones 1.0.

FIELD GOALS

KC — Santos (34) (32).

NE — Gostkowski (40) (32).



RB Knile Davis returned the opening kickoff 106 yards for a touchdown, the second-longest return in NFL postseason history.

All-Time Roster



Player	Pos.	Jersey(s) Worn	College	GP/GS	Year(s) Played	Year(s) Started
--------	------	-------------------	---------	-------	----------------	--------------------

A

Abdullah, Husain	S	39	Washington State	43/22	2013-15	2014
Abell, Bud	LB	52	Missouri	40/0*	1966-68	
Acker, Bill	NT/DE	64, 74	Texas	5/2	1982, 1987	
Adamle, Mike	RB	1	Northwestern	22/4	1971-72	
Adams, Tony	QB	11	Utah State	50/7	1975-78	
Adams, Vashone	S	26	Eastern Michigan	0/0	1998	
Adickes, Mark	G	61	Baylor	53/48	1986-89	1986-89
Adkins, Kevin	C	65	Oklahoma	2/0	1987	
Agajanian, Ben	K	3	New Mexico	3/0	1961	
Agee, Tommie	RB	32	Auburn	9/0	1989	
Aguiar, Louie	P	5	Utah State	16/0	1994-98	1994-98**
Albert, Branden	T	76	Virginia	85/83	2008-13	2008-13
Ale, Arnold	LB	56	UCLA	2/0	1994	
Alexander, D.J.	LB	57	Oregon State	16/0	2015	
Alexander, Derrick	WR	82	Michigan	60/56	1998-01	1998-01
Alford, Darnell	T	72	Boston College	4/0	2000-02	
Allan, Michael	TE	81	Whitworth (WA)	0/0	2007	
Alleman, Andy	C/G	62	Akron	9/3	2009	
Allen, Jared	DE	69	Idaho State	61/55	2004-07	2004-07
Allen, Jeff	OL	71	Illinois	44/36	2012-15	2012-15
Allen, Marcus	RB	32	Southern California	77/53	1993-97	1993-96
Allen, Nate	CB	48	Texas Southern	44/24	1971-74	1973-74
Allen, Taje	CB	26	Texas	22/0	2001-02	
Allotey, Victor	G	69	Indiana	0/0	2001-02	
Alt, John	T	76	Iowa	179/149	1984-96	1987-96
Anders, Kimble	FB	38	Houston	125/94	1991-00	1993-98, 2000
Andersen, Jason	G/C	67	Brigham Young	3/0	2002	
Andersen, Morten	K	8	Michigan State	30/0	2002-03	2002-03**
Anderson, Charlie	LB	52	Mississippi	2/0	2010	
Anderson, Curtis	DE	90	Central State (Ohio)	6/0	1979	
Anderson, Darren	CB	44	Toledo	53/5	1994-97	
Anderson, Erick	LB	50	Michigan	8/1	1992-93	
Andrews, Billy	LB	53	Southwest Louisiana	28/28	1976-77	1976-77
Andrusyshyn, Zenon	P	7	UCLA	16/0	1978	1978**
Ane, Charlie	C	56	Michigan State	90/3	1975-80	
Arbanas, Fred	TE	84	Michigan State	104/34*	1961-70	1962-70
Arenas, Javier	CB	21	Alabama	47/12	2010-12	2012
Arnold, Jim	P	6	Vanderbilt	48/0	1983-85	1983-85**
Arnold, Walt	TE	87	New Mexico	47/39	1984-87	1985-86
Asamoah, Jon	G	73	Illinois	59/41	2010-13	2012-13
Ashley, Walker Lee	LB	54	Penn State	16/15	1989	1989
Atkins, Larry	S/LB	35, 50	UCLA	46/0	1999-02	
Auer, Scott	G/T	68	Michigan State	23/6	1984-85	1985
Austin, Hise	CB	21	Prairie View	12/0	1975	
Avant, Jason	WR	81	Michigan	21/1	2014-15	
Avery, Donnie	WR	17	Houston	22/17	2013-14	2013
Avery, Ken	LB	53	Southern Mississippi	14/5	1975	

B

Baab, Mike	C	60	Texas	3/3	1992	
Baber, Billy	TE	45	Virginia	29/2	2001-03	
Babin, Jason	DE	94	Western Michigan	7/4	2008	
Bailey, Allen	DL	97	Miami	67/30	2011-15	2014-15
Bailey, Mark	RB	39	Cal State - Long Beach	27/9	1977-78	1977-78
Bailey, Victor	WR	85, 88	Missouri	2/0	1995-96	
Bair, Brandon	DL	90	Oregon	0/0	2011	
Baker, Jason	P	9	Iowa	18/0	2003-04	2003**
Baker, Jon	K	12	Arizona State	2/0	1999	
Baldinger, Gary	DE	91	Wake Forest	23/4	1986-88	
Baldinger, Rich	T	77	Wake Forest	133/103	1983-92	1987-88, 1990-92
Baldwin, Johnny	LB	57	Alabama A&M	3/0	2007	
Baldwin, Jonathan	WR	89	Pittsburgh	26/10	2011-12	2012
Barbaro, Gary	S	26	Nicholls State	101/101	1976-82	1976-82
Barber, Shawn	LB	59	Richmond	27/24	2003-05	2003-04
Barker, Bryan	P	4	Santa Clara	60/0	1990-93	1990-93**
Barksdale, Rashad	CB	35	Albany (NY)	6/0	2007	
Barndt, Tom	DT/G	71	Pittsburgh	61/30	1996-99	1998-99
Barnes, Charley	E	82	Northeast Louisiana	4/--	1961	
Barnes, Lew	WR	80	Oregon	2/0	1989	
Barnes, Pat	QB	17	California	1/0	1997	
Barnett, Tim	WR	82	Jackson State	44/11	1991-93	1991
Bartee, William	CB	24	Oklahoma	87/31	2000-06	2002, 2004
Barth, Connor	K	5	North Carolina	10/0	2008	2008**

Player	Pos.	Jersey(s) Worn	College	GP/GS	Year(s) Played	Year(s) Started
Barton, Jim	C	50	Marshall	14/--	1960	1960
Bartrum, Mike	TE	87	Marshall	3/0	1993	
Bates, Jackie	CB	41	Hampton	2/1	2010	
Battle, Jackie	RB	26	Houston	48/4	2007-11	
Battle, Julian	CB	26	Tennessee	26/1	2003-05	
Baugh, Tom	C	58	Southern Illinois	29/16	1986-88	1987-88
Bayless, Martin	S	21, 30	Bowling Green	59/28	1992-93, 1995-96	1992-93
Beathard, Pete	QB	10	Southern California	51/2	1964-67, 1973	
Becht, Anthony	TE	88	West Virginia	9/5	2011	
Beckman, Ed	TE	85	Florida State	107/12	1977-84	1983
Beisel, Monty	DE/LB	52, 56, 96	Kansas State	58/9	2001-04, 2009	2004
Beisler, Randy	G	64	Indiana	3/2	1975	
Belcher, Jovan	LB	59	Maine	59/44	2009-12	2010-12
Bell, Billy	CB	40	Lamar	8/1	1991	
Bell, Bobby	LB	78	Minnesota	168/98*	1963-74	1963-74
Bell, Kendrell	LB	99	Georgia	43/28	2005-07	2005-06
Bell, Mike	DE	99	Colorado State	135/97	1979-85, 1987-91	1981-85, 1987-89
Bellamy, Josh	WR	11	Louisville	3/0	2012	
Belser, Ceasar	DB	24	Arkansas AM&N	56/0	1968-71	
Belser, Jason	S	29	Oklahoma	32/8	2001-02	
Belton, Horace	RB	35	Southeast Louisiana	46/6	1978-81	
Bennett, Donnell	RB	30	Miami (Fla.)	86/15	1994-00	1998
Bennett, Michael	RB	26	Wisconsin	17/0	2006-07	
Bentley, Scott	K	9	Florida State	2/0	1999	
Bergey, Bruce	TE	84	UCLA	7/0	1971	
Bernet, Ed	E	85	SMU	9/--	1960	
Bernhardt, Roger	G	68	Kansas	4/3	1975	
Berry, Eric	S	29	Tennessee	70/68	2010-15	2010, 2012-15
Best, Keith	LB	55	Kansas State	6/0	1972	
Biodrowski, Dennis	G	61	Memphis State	30/--	1963-67	
Birden, J.J.	WR	88	Oregon	77/42	1990-94	1992-94
Bishop, Sonny	G	66	Fresno State	14/--	1962	
Black, James	DE	67	South Carolina State	1/0	1987	
Black, Jordan	G/T	65	Notre Dame	48/29	2003-06	2006
Blackledge, Todd	QB	14	Penn State	40/24	1983-87	1984-86
Blackshear, Jeff	G	60	NE Louisiana	16/15	2000	2000
Blakely, Robert	WR	83	North Dakota State	2/0	1982	
Blanton, Jerry	LB	57	Kentucky	92/49	1979-85	1981-84
Blaylock, Derrick	RB	23	Stephen F. Austin	40/5	2001-04	
Bledsoe, Curtis	RB	30	San Diego State	16/1	1981-82	
Blundin, Matt	QB	14	Virginia	2/0	1992-95	
Bober, Chris	G/T	67	Nebraska - Omaha	44/6	2004-07	
Boerigter, Marc	WR	85	Hastings	41/2	2002-05	
Boiman, Rocky	LB	50	Notre Dame	11/9	2008	
Bolden, Juran	CB	43	Mississippi Delta J.C.	7/0	1999	
Bograkos, Steve	S	49	Central Michigan	0/0	1976	
Bono, Steve	QB	13	UCLA	36/31	1994-96	1995-96
Booker, Vaughn	DE	99	Cincinnati	56/22	1994-97	1995-97
Bookman, John	DB	22	Miami (Fla.)	14/--	1960	
Boone, Alfonso	DT	70	Mt. San Antonio JC	30/19	2007-08	2007
Boss, Kevin	TE	80	Western Oregon	2/2	2012	2012
Bowe, Dwayne	WR	82	Louisiana State	118/112	2007-14	2007-14
Boydston, Max	E	81	Oklahoma	25/--	1960-61	1960-61
Brackenridge, Tyron	CB	34	Washington State	14/1	2007-08	
Bradley, Mark	WR	83	Oklahoma	23/14	2008-09	2008
Bragg, Michael	CB	38	Texas A&M - Kingsville	4/0	2006	
Branch, Mel	DE	87	Louisiana State	84/--	1960-65	1960-65
Branch, Tyvon	DB	27	Connecticut	16/1	2015	
Brannan, Solomon	DB	38	Morris Brown	0/0	1965-66	
Bray, Tyler	QB	9	Tennessee	0/0	2013-15	
Breaston, Steve	WR	15	Michigan	26/17	2011-12	2011
Briggs, Bob	DE	84	Heidelberg	7/1	1974	
Brock, Kevin	TE	46	Rutgers	4/0	2013	
Brockington, John	RB	43	Ohio State	10/7	1977	1977
Brooker, Tommy	E/K	81	Alabama	55/--	1962-66	1962-66**
Brooks, Bucky	CB	45	North Carolina	9/0	1997-98	
Brown, Aaron	DE	87	Minnesota	78/57*	1966-72	1968-71
Brown, Colin	G	61	Missouri	0/0	2009	
Brown, Dee	RB	22, 38	Syracuse	23/0	2005-06	
Brown, Eric	WR	86	Tulsa	2/1	1987	
Brown, Jalil	DB	30	Colorado	29/2	2011-12	
Brown, Larry	T	79	Miami (Fla.)	5/0	1978-79	
Brown, Mike	S	30	Nebraska	16/16	2009	2009
Brown, Theotis	RB	27	UCLA	26/16	1983-84	1983-84
Browning, John	DE/DT	93	West Virginia	121/96	1996-06	1997-98, 2000-05
Brunson, Larry	WR	83	Colorado	53/43	1974-77	1976-77
Bryant, Bob	E	89	Texas	10/--	1960	1960
Bryant, Trent	CB	45	Arkansas	28/17	1982-83, 1987	
Buchanan, Buck	DT	86	Grambling	182/93*	1963-75	1963-75
Budde, Brad	G	66, 71	Southern California	92/80	1980-86	1981-86

Player	Pos.	Jersey(s) Worn	College	GP/GS	Year(s) Played	Year(s) Started
Budde, Ed	G	71	Michigan State	177/96*	1963-76	1964-74
Burford, Chris	E	88	Stanford	103/--	1960-67	1960-67
Burgmeier, Ted	S	48	Notre Dame	8/2	1978	
Burks, Ray	LB	59	UCLA	13/0	1977	
Burruss, Lloyd	S	34	Maryland	145/103	1981-91	1981-88
Burton, Antwon	DT	61	Temple	1/0	2008	
Bush, Lew	LB	51, 56	Washington State	37/24	2000-02	2000-01
Butler, Gary	TE	82	Rice	14/3	1973	
Butler, Gerald	WR	86	Nicholls State	0/0	1977	

C

Cadrez, Glenn	LB	51, 59	Houston	28/6	2001-02	
Cadwell, John	G	61	Oregon State	4/--	1961	
Cancik, Phil	LB	56	Northern Arizona	16/1	1981	
Cannon, Billy	TE	80	Louisiana State	6/3	1970	
Cannon, Mark	C	70	Texas - Arlington	11/0	1989	
Carlson, Dean	QB	9	Iowa State	1/0	1972-74	
Carney, John	K	5	Notre Dame	5/0	2007	
Carnahan, Andrew	T	71	Arizona State	0/0	2008	
Carolan, Reg	E	80	Idaho	62/1*	1964-68	
Carr, Brandon	CB	39	Grand Valley State	64/64	2008-11	2008-11
Carruth, Paul Ott	RB	30	Alabama	2/1	1989	
Carson, Carlos	WR	88	Louisiana State	120/91	1980-89	1982-88
Carter, Dale	CB	34	Tennessee	104/88	1992-98	1992-98
Carter, M.L.	CB	42	Cal State - Fullerton	33/9	1979-81	1979
Carter, Perry	CB	22	Southern Mississippi	2/0	1995	
Case, Frank	DE	95	Penn State	7/0	1981	
Cassel, Matt	QB	7	Southern California	48/47	2009-12	2009-12
Castille, Tim	RB	46	Alabama	17/4	2009-10	
Cash, Keith	TE	89	Texas	59/32	1992-96	1992, 1994-95
Catapano, Mike	DE	77	Princeton	15/0	2013-14	
Caveness, Ronnie	LB	50	Arkansas	7/--	1965	
Caver, Quinton	LB	52	Arkansas	29/4	2002-04	
Celestin, Oliver	CB	35	Texas Southern	8/0	2008	
Chambers, Chris	WR	11, 84	Wisconsin	22/16	2009-10	2009-10
Charles, Jamaal	RB	25	Texas	100/69	2008-15	2009, 2012-15
Cheek, Steve	P	5	Humboldt State	12/0	2004	2004**
Cherry, Deron	S	20	Rutgers	148/124	1981-91	1983-91
Chilton, Gene	G/C	62	Texas	16/0	1989	
Christopher, Herb	S	41	Morris Brown	50/24	1979-82	1979-80
Clark, Bruce	DE	95	Penn State	11/0	1989	
Clark, Wayne	QB	13	U.S. International	1/0	1975	
Clavelle, Shannon	DT	91	Colorado	1/0	1997	
Clements, Tom	QB	2	Notre Dame	1/0	1980	
Clemons, Duane	DE	99	California	44/43	2000-02	2000-02
Clemons, Michael	RB	46	William & Mary	8/0	1987	
Cloud, Michael	RB	34	Boston College	56/6	1999-02	
Coan, Bert	RB	23	Kansas	68/2*	1963-68	
Cocroft, Sherman	S	22	San Jose State	44/1	1985-87	
Coffman, Paul	TE	84	Kansas State	27/24	1986-87	
Cofield, Tim	LB	54	Elizabeth City State	43/34	1986-88	1986-88
Colbert, Darrell	WR	81	Texas Southern	15/0	1987-88	
Colbert, Keary	WR	84	Southern California	7/0	2011	
Colbert, Lewis	P	5	Auburn	18/0	1986-87	1986**
Colclough, Ricardo	CB	23, 30	Tusculum	7/1	2008-09	
Cole, Justin	LB	57	San Jose State	0/0	2010	
Coleman, Kurt	S	27	Ohio State	15/3	2014	
Collier, Tim	CB	37	East Texas State	52/22	1976-79	1977-79
Collins, Mark	CB/S	25	Cal State - Fullerton	46/43	1994-96	1994-96
Collins, Ray	DT	71	Louisiana State	1/--	1960-61	1960-61
Collins, Todd	QB	15	Michigan	13/0	1998-05	
Colquitt, Dustin	P	2	Tennessee	174/0	2005-15	2005-15**
Colter, Jeff	DB	48	Kansas	1/0	1987	
Comings, Sanders	S	26	Georgia	2/0	2013-14	
Condon, Tom	G	65	Boston College	147/119	1974-84	1975-84
Conley, Chris	WR	17	Georgia	16/5	2015	
Connot, Scott	S	41	South Dakota State	2/0	2004	
Cooper, Louis	LB	55	Western Carolina	79/17	1985-90	1986-87
Cooper, Marcus	CB	31	Rutgers	39/11	2013-15	
Copeland, Danny	S	25	Eastern Kentucky	30/1	1989-90	
Copper, Terrance	WR	10	East Carolina	62/7	2009-12	
Corey, Walt	LB	56	Miami (Fla.)	69/--	1960-66	1960-64
Cornelison, Jerry	T	74	SMU	70/--	1960-65	1960-61
Cottam, Brad	TE	87	Tennessee	24/8	2008-10	
Cox, Mike	FB	42	Georgia Tech	39/17	2008-10	2008-09
Craig, Reggie	WR	80	Arkansas	15/0	1975-76	
Crawford, Keith	S	41	Howard Payne	8/0	1998	
Criswell, Jeff	T	69	Graceland (Iowa)	60/39	1995-98	1995, 1997-98
Crockett, Ray	CB	39	Baylor	29/17	2001-02	2001

Player	Pos.	Jersey(s) Worn	College	GP/GS	Year(s) Played	Year(s) Started
Croyle, Brodie	QB	12	Alabama	18/10	2006-10	2007
Cruz, Ronnie	RB	42	Northern State	19/3	2005-06	
Culp, Curley	DT	61	Arizona State	82/69	1968-74	1969-73
Curtis, Kevin	WR	17	Utah State	0/0	2010	

D

Dalton, Lionel	DT	75	Eastern Michigan	34/27	2004-06	2004-05
Daney, George	G	60	Texas - El Paso	97/22	1968-74	1974
Daniel, Chase	QB	10	Missouri	10/2	2013-15	
Daniels, Calvin	LB	50	North Carolina	57/33	1982-85	1983-85
Daniels, Clemon	DB	36	Prairie View	14/--	1960	
Daniels, Travis	CB	34	Louisiana State	56/2	2009-12	
Darche, Jean-Philippe	LS	51	McGill	23/0	2007-08	
Darling, Devard	WR	81	Washington State	16/9	2008-09	2008
Davidson, Cotton	QB/P	19	Baylor	28/26	1960-61	1960-61
Davis, Anthony	LB	50	Utah	68/49	1994-98	1996-98
Davis, Dick	DE	86	Kansas	12/--	1962	
Davis, Knile	RB	34	Arkansas	46/2	2013-15	
Davis, Ricky	S	40	Alabama	13/5	1977	
Davis, Willie	WR	84	Central Arkansas	63/58	1991-95	1992-95
Dawson, Lake	WR	80	Notre Dame	43/26	1994-97	1995, '97
Dawson, Len	QB	16	Purdue	183/158	1962-75	1962-75
Dawson, Mike	NT	73	Arizona	9/0	1984	
DeBerg, Steve	QB	17	San Jose State	57/52	1988-91	1988-91
DeBernardi, Fred	DE	69	Texas - El Paso	7/0	1974	
deBruijn, Case	P	5	Idaho State	1/0	1982	
De La Puente, Brian	G	60	California	0/0	2008	
Delaney, Joe	RB	37	Northwestern Louisiana	23/17	1981-82	1981-82
Del Rio, Jack	LB	50	Southern California	25/17	1987-88	1987-88
Demps, Quintin	S	35	UTEP	16/6	2013	
Dennis, Pat	CB	41	Louisiana - Monore	16/13	2000-01	2000
DeVito, Mike	DE	70	Maine	28/19	2013-15	2013
Diamond, Bill	G	66	Miami (Fla.)	5/--	1963	
Diamond, Charlie	T	79	Miami (Fla.)	51/--	1960-63	1960-63
Dickerson, Ron	WR	23	Arkansas	15/0	1993-94	
Dickinson, Bo	FB	32	Southern Mississippi	28/--	1960-61	
DiGiacomo, Curt	G	65	Arizona	12/0	1988	
DiMarco, Patrick	FB	49	South Carolina	5/4	2012	
DiMidio, Tony	T	72	West Chester	26/--	1966-67	
Dimmick, Tom	C	55	Houston	13/--	1960	
Dirden, Johnny	WR	80	Sam Houston State	4/0	1979	
Dishman, Cris	CB	26	Purdue	16/16	1999	1999
Dixon, Al	TE	84	Iowa State	39/20	1979-82	1981-82
Dixon, Ernest	LB	56	South Carolina	1/0	1998	
Dixon, Ronnie	DT	90	Cincinnati	4/0	1998	
Dohring, Tom	T	71	Michigan	3/1	1992	
Dombroski, Paul	S	46	Linfield	42/13	1980-81	
Donaldson, Jeff	S	42	Colorado	16/9	1990	1990
Donnalley, Rick	C	51	North Carolina	22/22	1986-87	1986-87
Dorsey, Glenn	DE/DT	72	Louisiana State	66/65	2008-12	2008-11
Dorsey, Larry	WR	80	Tennessee State	16/0	1978	
Dotson, Alphonse	DT	79	Grambling	1/--	1965	
Doubiago, Dan	T	66	Utah	3/0	1987	
Douglas, Dameane	WR	11	California	0/0	2003	
Downing, Eric	DT	79, 92	Syracuse	42/13	2001-03	2001
Dozier, Cornelius	S	26	SMU	2/0	1987	
Draughn, Shaun	RB	32	North Carolina	17/0	2011-12	
Drayton, Troy	TE	87	Penn State	16/1	2000	
Dressel, Chris	TE	93	Stanford	7/0	1989	
Dressler, Doug	RB	41	Chico State	8/0	1975	
Drougas, Tom	T	76	Oregon	7/1	1974	
Drummond, Eddie	WR	85	Penn State	12/0	2007	
Dumas, Troy	LB	55	Nebraska	14/0	1995-97	
Duncan, Randy	QB	15	Iowa	14/2	1961	
Dunn, Jason	TE	89	Eastern Kentucky	119/25	2000-07	
Duvernay-Tardif, Laurent	OL	76	McGill	16/13	2014-15	2015
Dyal, Mike	TE	87	Texas A&I	9/0	1992-93	

E

Eachus, Nate	FB	45	Colgate	11/2	2012	
Easy, Omar	FB	43	Penn State	37/0	2002-04	
Eatman, Irv	T	75	UCLA	69/51	1986-90	1986-89
Edwards, Donnie	LB	59	UCLA	117/100	1996-01, 2007-08	1997-01, 2007-08
Edwards, Ron	DT	95	Texas A&M	80/61	2006-10	2006-07, 2009-10
Elam, Abram	S	27	Kent State	12/7	2012	
Elkins, Mike	QB	10	Wake Forest	1/0	1989-90	

Player	Pos.	Jersey(s) Worn	College	GP/GS	Year(s) Played	Year(s) Started
Elliott, Lin	K	2	Texas Tech	32/0	1994-95	1994-95**
Ellison, Atiyiah	DE	99	Missouri	0/0	2010	
Ellison, Willie	RB	24	Texas Southern	15/9	1973-74	1973
Elrod, Jimbo	LB	57	Oklahoma	36/5	1976-78	
Engram, Bobby	WR	84	Penn State	5/0	2009	
Enis, Hunter	QB	14	TCU	14/0	1960	
Epps, Jack	S	25	Kansas State	3/2	1987	
Espinoza, Alex	QB	12	Iowa State	1/0	1987	
Estell, Richard	WR	84	Kansas	2/0	1987	
Estes, Lawrence	DE	74	Alcom A&M	18/7	1975-76	
Evans, James	RB	41	Southern (La.)	2/0	1987	
Evans, Mike	DE	94	Michigan	12/1	1992	
Everett, Eric	CB	39	Texas Tech	11/0	1991	

F

Fada, Rob	G	65	Pittsburgh	5/0	1985	
Fanaika, Paul	G	74	Arizona State	0/0	2015	
Farrier, Curt	DT	70	Montana State	27/--	1963-65	
Fasano, Anthony	TE	80	Notre Dame	24/22	2013-14	2013-14
Favors, Greg	LB	54	Mississippi State	16/4	1998	
Feehery, Gerry	C	64	Syracuse	6/6	1988	
Fields, Jaime	LB	59	Washington	17/2	1993-95	
Fields, Jitter	RB	46	Texas	5/0	1987	
Finley, Clint	S	38	Nebraska	4/0	2002-03	
Fisher, Eric	T	72	Central Michigan	46/43	2013-15	2013-15
Fleming, Jamell	CB	30	Oklahoma	23/4	2014-15	
Flores, Tom	QB	12	Pacific	5/0	1969	
Flowers, Brandon	CB	24	Virginia Tech	88/87	2008-13	2008-13
Flynn, Don	DB	18	Houston	20/--	1960-61	1960-61
Ford, Dee	LB	55	Auburn	30/5	2014-15	
Foschi, John Paul	TE	84	Georgia Tech	7/0	2008	
Fournet, Sid	G	62	Louisiana State	28/--	1960-61	1960-61
Fox, Keyaron	LB	97	Georgia Tech	40/4	2004-07	
Franklin, Jerry	LB	59	Arkansas	7/0	2014	
Franklin, Will	WR	85	Missouri	13/1	2008	
Fraser, Jim	LB	51	Wisconsin	14/--	1965	
Frazier, Cliff	DT	61	UCLA	14/12	1977	
Frazier, Randy	LB	95	Morehead State	3/0	1987	
Frazier, Wayne	C	66	Auburn	21/--	1966-67	1966
Frazier, Willie	TE	83	Arkansas AM&N	22/8	1971-72	
Freeman, Eddie	DE	71	Alabama - Birmingham	20/0	2002-03	
Frey, Dick	DE	66	Texas A&M	14/--	1960	
Fujita, Scott	LB	51	California	48/41	2002-04	2002-04
Fuller, Steve	QB	4	Clemson	52/28	1979-82	1979-80
Fulton, Zach	OL	73	Tennessee	32/22	2014-15	2014

G

Gafford, Thomas	LS	43, 48	Houston	105/0	2008-14	
Gagliano, Bob	QB	11	Utah State	2/0	1981-83	
Gagner, Larry	G	79	Florida	7/1	1972	
Gaines, Clark	RB	21	Wake Forest	10/0	1981-82	
Gaines, Phillip	CB	23	Rice	16/8	2014-15	
Gaither, Jared	T	71	Maryland	10/0	2011	
Gales, Dion	DE/DT	70	Troy	3/0	2009	
Gamble, Kenny	RB	48	Colgate	19/0	1988-90	
Gammon, Kendall	TE	83	Pittsburg State	106/0	2000-06	
Gannon, Rich	QB	12	Delaware	27/19	1995-98	1998
Gant, Earl	RB	23	Missouri	20/3	1979-80	
Garcia, Bubba	WR	80	Texas - El Paso	6/0	1980	
Gardner, Ellis	T	75	Georgia Tech	8/0	1983	
Gardner, Rod	WR	85	Clemson	14/0	2006	
Garrett, Mike	RB	21	Southern California	58/29*	1966-70	1966-70
Gatewood, Curtis	LB	52	Vanderbilt	6/0	2008	
Gauntly, Steve	WR	83	Northern Colorado	9/0	1979	
Gay, Matt	S	49	Kansas	2/0	1994	
Gehrke, Jack	WR	17	Utah	2/0	1968	
George, Ron	LB	55	Stanford	48/0	1998-00	
Germaine, Joe	QB	7	Ohio State	0/0	2001	
Getty, Charlie	T	77	Penn State	119/104	1974-82	1974-76, 1978-82
Getz, Lee	G	71	Rutgers	3/0	1987	
Gilberry, Wallace	DE	92	Alabama	53/3	2008-11	
Gilliam, Jon	C	65	East Texas State	76/--	1961-67	1962-67
Goff, Mike	G	79	Iowa	8/7	2009	
Golub, Chris	S	47	Kansas	1/0	1977	
Gonzalez, Tony	TE	88	California	190/174	1997-08	1998-08
Goodburn, Kelly	P	2	Emporia State	48/0	1987-90	1987-88, 1990**

Player	Pos.	Jersey(s) Worn	College	GP/GS	Year(s) Played	Year(s) Started
Gossett, Jeff	P	7	Eastern Illinois	15/0	1981-82	1982**
Gordon, Amon	DL	99	Stanford	16/2	2011	
Gordon, Richard	TE	81	Miami	2/0	2013-14	
Graham, Derrick	T	74	Appalachian State	51/16	1990-94	1994
Graham, Tom	LB	56	Oregon	0/0	1974	
Granderson, Rufus	T	75	Prairie View	6/--	1960	
Gray, Carlton	CB	23	UCLA	20/1	1999-00	
Gray, Cyrus	RB	32	Texas A&M	35/0	2012-14	
Gray, Quinn	QB	8	Florida A&M	1/0	2008	
Gray, Tim	S	46	Texas A&M	36/34	1976-78	1976-78
Grayson, Dave	DB	45	Oregon	55/--	1961-64	1962-64
Grbac, Elvis	QB	11, 18	Michigan	49/47	1997-00	1997-00
Green, Boyce	RB	40	Carson Newman	16/7	1986	
Green, Gary	CB	24	Baylor	100/99	1977-83	1977-83
Green, Trent	QB	10	Indiana	88/88	2001-06	2001-06
Green, Woody	RB	27	Arizona State	28/24	1974-76	1974-76
Greene, David	QB	8	Georgia	0/0	2007	
Greene, Ted	LB	54	Tampa	32/--	1960-62	
Greene, Tom	QB	14	Holy Cross	11/0	1961	
Greene, Tracy	TE	87	Grambling	7/2	1994	
Greenwood, Cory	LB	93	Concordia (Canada)	48/0	2010-12	
Gregg, Kelly	DL	77	Oklahoma	16/14	2011	2011
Griffin, Kris	LB	53	Indiana (Pa.)	24/0	2005-06	
Griffin, Leonard	DE	98	Grambling	103/37	1986-93	1988-89, 1992
Griffin, Stephen	RB	39	Tennessee State	1/0	1987	
Grigsby, Boomer	LB/FB	46, 51	Illinois State	44/1	2005-07	
Grow, Monty	S	22	Florida	15/0	1994	
Grubbs, Ben	G	66	Auburn	7/7	2015	2015
Grunhard, Tim	C	61	Notre Dame	169/164	1990-00	1990-00
Grupp, Bob	P	1	Duke	41/0	1979-81	1979-81**
Gunter, Michael	RB	38	Tulsa	6/0	1984	
Gutierrez, Matt	QB	15	Idaho State	1/0	2009	

H

Hackett, Dino	LB	56	Appalachian State	85/81	1986-92	1986-91
Hadley, David	CB	23	Alcorn	28/0	1970-72	
Hadnot, James	RB	48	Texas Tech	43/22	1980-83	1980-81
Hagans, Marques	WR	10	Virginia	2/0	2008	
Hagy, John	S	22	Texas	0/0	1991	
Hakim, Saalim	DB	26	Palomar	2/0	2015	
Hali, Tamba	DE/LB	91	Penn State	156/155	2006-15	2006-15
Hall, Carlos	DE	92	Arkansas	14/2	2005	
Hall, Chad	WR	14	Air Force	9/0	2013	
Hall, Dante	RB/WR	20, 82	Texas A&M	97/10	2000-06	
Hamilton, Andy	WR	80	Louisiana State	15/2	1973-74	
Hamilton, Rick	LB	53	Central Florida	2/0	1994-95	
Hamm, Bob	DE	90	Nevada - Reno	14/5	1985	
Hammond Jr., Frankie	WR	85	Florida	25/3	2014-15	
Hamrick, James	K	4	Rice	3/0	1987	
Hancock, Anthony	WR	82	Tennessee	59/9	1982-86	1983
Hannon, Chris	WR	81	Tennessee	0/0	2006	
Hanoian, Greg	FB	43	Syracuse	0/0	2006	
Hardison, Dee	NT	93	North Carolina	7/1	1988	
Hargain, Tony	WR	81	Oregon	12/0	1992	
Harrell, James	LB	57	Florida	11/4	1987	
Harris, Bob	LB	92	Auburn	3/3	1987	
Harris, Corey	CB	40	North Alabama	21/0	2001-03	
Harris, Darryl	G	66	Mississippi	1/0	2009	
Harris, Demetrius	TE	84	UW-Milwaukee	24/12	2014-15	2015
Harris, Eric	CB	44	Memphis State	39/39	1980-82	1980-82
Harris, Gilbert	RB	30	Arizona	4/0	2007	
Harris, Jimmy	DB	44	Oklahoma	14/--	1960-61	1960-61
Harris, Napoleon	LB	50	Northwestern	16/13	2007-08	2007
Harris, Nate	LB	98	Louisville	15/0	2007	
Harris, Michael	C/G	73	Grambling	3/0	1989	
Harris, Ryan	T	68	Notre Dame	16/15	2014	2014
Harrison, Glynn	RB	22	Georgia	8/0	1976	
Harry, Emile	WR	86	Stanford	79/23	1986-92	
Hartman, Tysyn	S	31	Kansas State	11/2	2012	
Harts, Shaunard	S	42	Boise State	51/17	2001-04	2002
Harvey, James	G	64	Jackson State	4/3	1987-88	
Harvey, Marvin	TE	83	Southern Mississippi	7/0	1981	
Harvey, Stacy	LB	59	Arizona State	9/0	1989	
Haslip, Wilbert	RB	34	Hawaii	5/0	1979	
Hasty, James	CB	40	Washington State	95/89	1995-00	1995-00
Hawkins, Andy	LB	59	Texas A&I	7/3	1988	
Hayes, Jonathan	TE	85	Iowa	136/96	1985-93	1987-93
Hayes, Wendell	RB	38	Humboldt State	93/56	1968-74	1970-74

Player	Pos.	Jersey(s) Worn	College	GP/GS	Year(s) Played	Year(s) Started
Haynes, Abner	RB	28	North Texas State	84/--	1960-64	1960-63
Haynes, Louis	LB	56	North Texas State	11/0	1982-83	
Headrick, Sherrill	LB	69	TCU	108/--	1960-67	1960-67
Heard, Herman	RB	44	Southern Colorado	87/51	1984-89	1984-87, 1989
Helton, Darius	G	62	North Carolina Central	6/0	1977	
Hemingway, Junior	WR	88	Michigan	31/3	2012-14	
Henry, Ricky	G	65	Nebraska	0/0	2013	
Herkenhoff, Matt	T	60	Minnesota	125/122	1976-85	1976-78, 1980-85
Herron, David	LB	52	Michigan State	10/0	2009	
Hicks, Eric	DE	98	Maryland	128/104	1998-06	1999-05
Hicks, Kerry	DE/DT	94	Brigham Young	2/0	1996-97	
Hicks, Sylvester	DE	75	Tennessee State	43/37	1978-81	1978-79
Hill, Dave	T	73	Auburn	150/81*	1963-74	1963-73
Hill, Greg	CB	23	Oklahoma State	48/3	1984-88	
Hill, Greg	RB	27, 29	Texas A&M	63/19	1994-97	1997
Hill, Jim	DB	12	Sam Houston	3/--	1966	
Hill, Kenny	S	41	Yale	8/0	1989	
Hill, Mack Lee	RB	36	Southern (La.)	27/--	1964-65	1964-65
Hillis, Peyton	RB	40	Arkansas	13/2	2012	
Hines, Jimmy	E	81	Texas Southern	1/0	1970	
Hobgood-Chittick, Nate	DT	94	North Carolina	13/1	2001-02	
Hochstein, Russ	OL	66	Nebraska	11/1	2012	
Hodge, Alphonso	CB	47	Miami (Oh.)	0/0	2005-06	
Hodges, Eric	WR	89	Florida	1/0	1987	
Holland, Darius	DT	99	Colorado	6/0	1998	
Holle, Eric	DE	93	Texas	56/7	1984-87	
Holliday, Vonnice	DE	99	North Carolina	25/19	2003-04	2003
Hollis, David	DB	25	UNLV	2/0	1988	
Holloway, Tony	LB	97	Nebraska	1/1	1987	
Holmes, Bruce	LB	57	Minnesota	3/3	1987	
Holmes, Pat	DE	74	Texas Tech	10/1	1973	
Holmes, Priest	RB	31	Texas	65/63	2001-07	2001-05
Holmes, Robert	RB	45	Southern (La.)	48/24	1968-71	1968-69
Holohan, Pete	TE	89	Notre Dame	16/3	1991	
Holston, Mike	WR	84	Morgan State	4/0	1985	
Holub, E.J.	C/LB	55	Texas Tech	127/34*	1961-70	1961-70
Homan, Dennis	WR	21	Alabama	15/5	1971-72	1972
Hoppock, Doug	T	79	Kansas State	3/3	1987	
Horn, Chris	WR	81	Rocky Mountain	28/3	2003-05	
Horn, Joe	WR	84	Itawamba J.C.	49/2	1996-99	
Horne, Jeremy	WR	11	Massachusetts	12/0	2010-11	
Horton, Ethan	RB	32	North Carolina	16/0	1985	
Houston, Bobby	LB	57	North Carolina State	5/0	1997	
Houston, Justin	LB	50	Georgia	70/64	2011-15	2011-15

I

Ingram, Byron	G	60	Eastern Kentucky	13/5	1987-88	
Ingram, Johnathan	C	66	San Diego State	4/0	2004-05	

J

Jackson, Billy	RB	43	Alabama	57/31	1981-84	1982-84
Jackson, Charles	LB	51	Washington	86/34	1978-84	1981-82
Jackson, Charlie	DB	40	SMU	3/--	1960	
Jackson, Curtis	WR	14, 81	Texas	0/0	2002-03	
Jackson, Frank	WR/HB	26	SMU	70/--	1961-65	1962-65
Jackson, Gerald	S	49	Mississippi State	16/3	1979	
Jackson, T.J.	DT	99	Auburn	366/17	2008	
Jackson, Tyson	DE	94	Louisiana State	74/55	2009-13	2009, 2011-13
Jacoby, Mitch	TE	85	Northern Illinois	366/47	1999	
Jakes, Van	DB	22	Kent State	22/1	1983-84	

Player	Pos.	Jersey(s) Worn	College	GP/GS	Year(s) Played	Year(s) Started
James, Robert	LB	59	Arizona State	0/0	2013	
Jamison, George	LB	57	Cincinnati	32/25	1994-96	1994-95
Jankowski, Bruce	WR	41	Ohio State	9/2	1971-72	
Jaworski, Ron	QB	7	Youngstown State	6/3	1989	
Jaynes, Dave	QB	12	Kansas	2/0	1974	
Jenkins, A.J.	WR	15	Illinois	25/3	2013-14	
Jenkins, Keyvan	RB	41	UNLV	2/0	1988	
Jenkins, Trezelle	T	74	Michigan	9/1	1995-97	
Jeralds, Luther	DE	89	North Carolina College	9/--	1961	
Johnson, Clyde	CB	23	Kansas State	15/0	1997	
Johnson, Curley	HB	33	Houston	14/--	1960	
Johnson, Darrius	CB	41	Oklahoma	2/0	2003	
Johnson, Derrick	LB	56	Texas	154/141	2005-15	2005-08, 2010-13, '15
Johnson, Dick	E	85	Minnesota	5/--	1963	
Johnson, Jack	DB	32	Miami (Fla.)	1/--	1961	
Johnson, James-Michael	LB	52	Nevada	32/10	2013-14	2014
Johnson, Jimmie	TE	45	Howard	7/1	1994	
Johnson, Ken	DE	97	Knoxville	2/1	1987	
Johnson, Larry	RB	27, 34	Penn State	75/55	2003-09	2005-08
Johnson, Lonnie	TE	83	Florida State	14/2	1999	
Johnson, Melvin	S	35	Kentucky	7/1	1998	
Johnson, Nico	LB	57	Alabama	7/1	2013	
Johnson, Reggie	TE	85	Florida State	11/3	1996	
Johnson, Rishaw	G	75	California (Pa.)	3/1	2013	
Johnson, Sidney	CB	45	California	13/0	1988	
Johnson, Stan	NT	72	Tennessee State	10/0	1978	
Johnson, Stone	RB	33	Grambling	0/0	1963	
Johnson, Tervaris	RB	38	Miami (Fla.)	0/0	2010	
Johnston, Brian	DE	97	Gardner-Webb	9/0	2008	
Jolly, Ken	LB	52	Mid-America Nazarene	32/12	1984-85	1985
Jones, Adrian	G	73	Kansas	11/10	2007-08	2008
Jones, Bill	RB	43	Southwest Texas State	38/25	1990-92	1990-92
Jones, Dominique	TE	46	Shepherd	2/0	2013	
Jones, Doug	DB	32	San Fernando Valley	18/0	1973-74	
Jones, Edgar	LB	99	Southeast Missouri	16/0	2012	
Jones, E.J.	RB	48	Kansas	5/0	1985	
Jones, Fred	LB	96	Florida State	27/2	1987	
Jones, Fred	WR	80	Grambling	41/5	1990-93	
Jones, Fred	LB	53	Colorado	2/0	2003-04	
Jones, Hassan	WR	81	Florida State	8/0	1993	
Jones, Reggie	WR	9, 11	Louisiana State	0/0	1997, 2001	
Jones, Rod	TE	81	Washington	5/1	1987-88	
Jones, Thomas	RB	20	Virginia	32/18	2010-11	2010-11
Jones, Victor	RB	46	Louisiana State	1/0	1994	
Jones, Willie	T	73	Grambling	18/0	2000-02	
Jordan, Akeem	LB	55	James Madison	16/10	2013	2013
Jozwiak, Brian	G	73	West Virginia	28/2	1986-88	
Julien, Jarmar	RB	27	San Jose State	2/0	2002	
Junkin, Mike	LB	93	Duke	5/0	1989	

K

Kaiser, Jason	CB	24	Culver-Stockton	1/0	1998	
Kauahi, Kani	C	65	Hawaii	16/0	1992	
Kearney, Jim	DB	46	Prairie View	115/112*	1967-75	1968-75
Kearney, Tim	LB	50	Northern Michigan	14/0	1975	
Keating, Tom	DT	74	Michigan	23/16	1974-75	1974
Keel, Mark	TE	80	Arizona	7/1	1987	
Kehl, Bryan	LB	55	Brigham Young	3/0	2012	
Kelce, Travis	TE	87	Cincinnati	33/27	2013-15	2014-15
Kellar, Bill	WR	82	Stanford	5/0	1978	
Kelley, Ed	DB	44	Texas	14/--	1961	
Kelly, Bobby	T	70	New Mexico State	3/--	1967	
Kelly, Colin	OL	59	Oregon State	0/0	2013	
Kenney, Bill	QB	9	Northern Colorado	106/77	1979-88	1981-87
Kennison, Eddie	WR	87	Louisiana State	91/85	2001-07	2002-07
Kershaw, William	LB	52	Maryland	2/0	2006-07	
Keyes, Leroy	RB	23	Purdue	3/0	1973	
King, Bruce	RB	46	Purdue	20/7	1985-86	1985
King, David	DT	93	Oklahoma	1/0	2015	
Kinney, Jeff	RB	31	Nebraska	50/11	1972-76	1975
Kirchbaum, Kelly	LB	62	Kentucky	1/0	1980	
Kirchner, Mark	T/G	64	Baylor	5/1	1983	
Klug, Dave	LB	55	Concordia (Minn.)	26/2	1981-83	
Knapp, Lindsay	G/T	65	Notre Dame	2/0	1993-94	
Knight, Sammy	S	29	Southern California	32/32	2005-06	2005-06
Koch, Pete	DE	74	Maryland	38/0	1985-87	1986-87
Koss, Stein	TE	80	Arizona State	2/2	1987	
Kragen, Greg	DT	71	Utah State	16/2	1994	
Kratzer, Dan	WR	27	Missouri Valley College	1/0	1973	

Player	Pos.	Jersey(s) Worn	College	GP/GS	Year(s) Played	Year(s) Started
Kremer, Ken	NT	91	Ball State	87/23	1979-84	1981-82
Krieg, Dave	QB	17	Milton	28/21	1992-93	1992
Krisher, Bill	G	64	Oklahoma	27/--	1960-61	1960-61
Kubik, Brad	G	67	S.W. Missouri State	0/0	1998-99	
Kush, Eric	C	64	California (Pa.)	3/1	2013-14	

L

LaChapelle, Sean	WR	18	UCLA	12/8	1996	1996
Lacy, Ken	RB	40	Tulsa	20/5	1984-85, 1987	
Ladd, Ernie	DT	99	Grambling	24/2*	1967-68	
LaGrand, Morris	RB	45	Tampa	11/0	1975	
Lane, Garcia	CB	48	Ohio State	17/1	1985, 1987	
Lane, MacArthur	RB	42	Utah State	42/27	1975-78	1975-76
Lane, Skip	CB/S	26	Mississippi	1/0	1984	
Langford, Reshard	S	48	Vanderbilt	17/2	2009-11	
Lanier, Willie	LB	63	Morgan State	149/122*	1967-77	1968-77
Larpenier, Carl	G	67	Texas	2/--	1962	
Lathrop, Kit	DE	70	Arizona State	16/0	1986	
Law, Ty	CB	24	Michigan	32/32	2006-07	2006-07
Lawrence, Quinten	WR	14	McNeese State	6/1	2009-10	
Lee, Jacky	QB	15	Cincinnati	14/2	1967-69	
Lee, Willie	DT	78	Bethune-Cookman	28/13	1976-77	1977
Leffew, Travis	T	60	Louisville	0/0	2007	
Leggett, Maurice	CB/S	31	Valdosta State	22/4	2008-10	
Lewis, Albert	CB	29	Grambling	150/128	1983-93	1984-93
Lewis, Garry	CB	21	Alcorn State	1/0	1993	
Lewis, Kendrick	S	23	Mississippi	53/50	2010-13	2010-13
Lewis, Tahaun	CB	21	Nebraska	9/0	1992	
Liggett, Bob	DT	62	Nebraska	7/1	1970	
Lilja, Ryan	G	65	Kansas State	45/45	2010-12	2010-12
Lindstrom, Chris	DE	60	Boston University	3/3	1987	
Lindstrom, Dave	DE	71	Boston University	118/28	1978-85	1980, '82
Linkenbach, Jeff	OL	74	Cincinnati	16/3	2014	
Lingner, Adam	C	51, 62	Illinois	76/1	1983-86, 1988	
Little, Dave	TE	84	Middle Tennessee	10/1	1984	
Livingston, Mike	QB	10	SMU	91/74	1968-79	1969, 1973-78
Lloyd, Jeff	NT	74	West Texas State	16/4	1978	
Lockett, Kevin	WR	81	Kansas State	54/6	1997-00	
Lohmeyer, John	DE	87	Emporia State	41/15	1973, 1975-77	
Lokey, Derek	DT	69	Texas	3/0	2008-09	
Long, Khari	DE	95	Baylor	1/0	2005	
Long, Lance	WR	17	Mississippi State	7/1	2009	
Longmire, Sam	DB	15	Purdue	5/0*	1967-68	
Lothamer, Ed	DT	82	Michigan State	88/12*	1964-69, 1971-72	1965-68
Love, Kyle	DT	99	Mississippi State	1/0	2013	
Loveall, Calvin	CB	38	Idaho	4/0	1988	
Lowe, Paul	RB	26	Oregon State	8/0	1968-69	
Lowery, Nick	K	8	Dartmouth	212/0	1980-93	1980-93
Lutz, David	G/T	72	Georgia Tech	139/123	1983-92	1983-87, 1989-92
Lynch, Jim	LB	51	Notre Dame	151/137*	1967-77	1968-77

M

Maas, Bill	NT/DE	63	Pittsburgh	116/111	1984-92	1984-91
Mack, Cedric	CB	40	Baylor	1/0	1992	
Macklin, David	CB	34	Penn State	4/0	2008	
Maclin, Jeremy	WR	19	Missouri	15/15	2015	2015
Maczuzak, John	DT	72	Pittsburgh	1/--	1964	
Maddox, Bob	DE	75	Frostburg State	14/12	1975-76	
Magee, Alex	DE	71	Purdue	17/1	2009-10	
Malone, Darrell	CB	42	Jacksonville State (Ala.)	4/0	1992	
Mandley, Pete	WR	89	Northern Arizona	18/14	1989-90	1989
Maneri, Steve	T/TE	67, 87	Temple	19/9	2011-12	2012
Mangiero, Dino	NT	74	Rutgers	47/12	1980-83	1983
Manuel, Sean	TE	95	New Mexico State	0/0	1998	
Manumaleuga, Frank	LB	54	San Jose State	35/29	1979-81	1979-80
Manusky, Greg	LB	51	Colgate	96/6	1994-99	
March, Justin	LB	59	Akron	0/0	2015	
Marsalis, Jim	CB	40	Tennessee State	78/62	1969-75	1969-72
Marshall, Henry	WR	89	Missouri	165/135	1976-87	1976-86
Marshall, Larry	DB	22	Maryland	23/0	1972-73, 1978	
Martin, Chris	LB	57	Auburn	68/59	1988-92	1989-92
Martin, Dave	LB	58	Notre Dame	2/0	1968	
Martin, Don	CB	47	Yale	14/3	1975	
Martin, Eric	WR	85	Louisiana State	10/1	1994	
Martin, Ingle	QB	15	Furman	0/0	2008	
Martin, Josh	LB/DE	95	Columbia (N.Y.)	19/1	2013-14	

Player	Pos.	Jersey(s) Worn	College	GP/GS	Year(s) Played	Year(s) Started
Martin, Steve	DT	90	Missouri	16/0	2000	
Marts, Lonnie	LB	51	Tulane	47/20	1991-93	1993
Maslowski, Mike	LB	57	Wisconsin - La Crosse	65/31	1999-04	2000, 2002-03
Masters, Billy	TE	84	Louisiana State	24/23	1975-76	1975-76
Matthews, Steve	QB	15	Memphis State	0/0	1994-96	
Mattison, Bryan	C	64	Iowa	4/0	2012	
Matuszak, John	DT	79	Tampa	22/20	1974-75	1975
Mauga, Josh	LB	90	Nevada	30/30	2014-15	2014-15
Maxey, Marcus	CB	45	Miami (Fla.)	1/0	2006	
Mays, Corey	LB	51	Notre Dame	30/13	2009-10	2009
Mays, Jerry	DT/DE	75	SMU	140/42*	1961-70	1962-70
Mays, Joe	LB	53	North Dakota State	8/3	2014	
McAlister, Ken	LB	94	San Francisco	19/11	1984-87	1984
McBride, Turk	DE/LB	90	Tennessee	25/10	2007-09	2008
McCabe, Jerry	LB	92	Holy Cross	3/1	1988	
McCann, Jim	P	5	Arizona State	3/0	1975	
McCarthy, Kyle	DB	41	Notre Dame	0/0	2012	
McCarty, Mickey	TE	81	TCU	3/0	1969	
McClain, Le'Ron	FB	44	Alabama	16/10	2011	2011
McCleary, Norris	DT	71, 75	East Carolina	13/0	2000-01	
McClellion, Central	CB	22	Ohio State	0/0	2002	
McCleon, Dexter	CB	22	Clemson	40/27	2003-05	2003-04
McClinton, Curtis	RB	32	Kansas	107/1*	1962-69	1962-67
McCluster, Dexter	WR	22	Mississippi	48/22	2010-13	
McCray, Kelcie	S	24	Arkansas State	16/0	2014	
McDaniels, Pellom	DE	77	Oregon State	74/14	1993-98	
McDougald, Bradley	S	48	Kansas	1/0	2013	
McElroy, Reggie	T	70	West Texas State	8/1	1993	
McGlynn, Mike	G	75	Pittsburgh	14/13	2014	2014
McGlockton, Chester	DT	75	Clemson	41/40	1998-00	1998-00
McGovern, Rob	LB	50	Holy Cross	27/0	1989-90	
McGrath, Sean	TE	84	Henderson State	16/11	2013	2013
McGraw, Jon	S	47	Kansas State	65/23	2007-11	2009, 2011
McIntosh, Damion	T	77	Kansas State	31/31	2007-08	2007-08
McKinney, Odis	S	21	Colorado	5/1	1985	
McKnight, Joe	RB	22	Southern California	2/0	2014	
McKnight, Ted	RB	22	Minnesota - Duluth	65/49	1977-81	1978-80
McLean, Ron	NT	62	Cal State - Fullerton	6/0	1988	
McManus, Danny	QB	14	Florida State	1/0	1988	
McMillan, Erik	S	24	Missouri	1/0	1993	
McMillian, Mark	CB	29	Alabama	32/12	1997-98	1998
McNair, Todd	RB	48	Temple	90/8	1989-93, 1996	
McNeil, Pat	RB	45	Baylor	13/0	1976-77	
McRae, Jerrold	WR	83	Tennessee State	4/0	1978	
McVea, Warren	RB	6	Houston	44/5	1969-73	
Medlock, Justin	K	7	UCLA	1/0	2007	
Meisner, Greg	DE	69	Pittsburgh	28/0	1989-90	
Menzie, De'Quan	DB	49	Alabama	0/0	2012	
Mercer, Mike	K	15	Northern Arizona	10/0	1966	1966**
Merritt, Michael	TE	45	Central Florida	0/0	2008	
Merz, Curt	G/DE	64	Iowa	92/1*	1962-68	1962-67
Meyers, Jerry	DE	79	Northern Illinois	2/0	1980	
Mickell, Darren	DE	92	Florida	45/19	1992-95	1994-95
Miller, Bill	E	82	Miami (Fla.)	14/--	1962	
Miller, Cleophus	RB	30	Arkansas AM&N	20/13	1974-75	
Miller, Gabe	LB	51	Oregon State	0/0	2011	
Miller, Paul	DE	86	Louisiana State	28/--	1960-61	1960-61
Milo, Ray	S	27	New Mexico State	1/0	1978	
Mims, David	OL	70	Virginia Union	0/0	2011	
Mincy, Charles	S	42	Washington	48/27	1991-94	1992
Minnis, Marvin	WR	81	Florida State	15/11	2001-02	2001
Mitchell, Kawika	LB	50	South Florida	59/50	2003-06	2003-06
Mitchell, Willie	DB	22	Tennessee State	87/9*	1964-71	1965-68
Moeaki, Tony	TE	81	Iowa	30/29	2010-13	2010, 2012
Montagne, Dave	WR	87	Oregon State	3/2	1987	
Montana, Joe	QB	19	Notre Dame	25/25	1993-94	1993-94
Moon, Warren	QB	1	Washington	3/1	1999-00	
Moorman, Mo	G	76	Texas A&M	72/69	1968-73	1968-72
Moreau, Frank	RB	46	Louisville	11/0	2000	2000
Morgado, Arnold	RB	21	Hawaii	52/14	1977-80	1978
Morgan, DaJuan	S	38	North Carolina State	28/2	2008-09	
Moriarty, Larry	RB	32	Notre Dame	31/8	1986-88	
Morris, Bam	RB	39	Texas Tech	22/14	1998-99	1999
Morris, Donnie Joe	RB	22	North Texas State	3/0	1974	
Morris, Michael	C	68	N.E. Missouri State	5/0	1989	
Morris, Sylvester	WR	84	Jackson State	15/14	2000-03	2000
Morse, Mitch	C	61	Missouri	15/15	2015	2015
Morton, Johnnie	WR	80	Southern California	43/42	2002-04	2002-04
Moser, Rick	RB	39	Rhode Island	1/0	1981	
Moses, Dezman	LB	54	Tulane	26/0	2013-15	
Moten, Gary	LB	53	SMU	1/0	1987	

Player	Pos.	Jersey(s) Worn	College	GP/GS	Year(s) Played	Year(s) Started
Mumphrey, Lloyd	DE	91	Mississippi Valley State	3/2	1987	
Munyer, Daniel	OL	64	Colorado	1/0	2015	
Murphy, James	WR	80	Utah State	10/0	1981	
Murphy, Montez	DE	72	Baylor	1/0	2006	
Murphy, Nick	P	4	Arizona State	2/0	2004	
Murphy, Yo	WR	17	Idaho	0/0	2002	
Murray, Aaron	QB	7	Georgia	0/0	2014-15	
Murray, Eddie	K	2	Tulane	1/0	1992	

N

Napier, Walter (Buffalo)	DT	76	Paul Quinn	20/--	1960-61	1960
Nash, Kenny	WR	85	San Jose State	1/0	1987	
Ndukwe, Ikechuku	G/T	60	Northwestern	12/3	2009	
Nelson, Mark	T	70	Bowling Green	1/0	1987	
Nelson, Steven	CB	20	Oregon State	12/0	2015	
Nelson, Teddy	CB	49	UNLV	3/3	1987	
Newsome, Jamar	WR	84	Central Florida	6/2	2012	
Newson, Tony	LB	66, 97	Utah State	4/0	2002	
Newton, Tim	DT	96	Florida	16/0	1993-94	
Nicholson, Jim	T	70	Michigan State	72/62	1974-79	1974-77, 1979
Niswanger, Rudy	C	64	Louisiana State	56/31	2006-10	2008-09
Nix, Doyle	DB	25	SMU	11/--	1961	
Nott, Mike	QB	7	Santa Clara	1/0	1976	
Nottage, Dexter	DT	94	Florida A&M	1/0	1997	
Novak, Nick	K	9	Maryland	6/0	2008	
Nunez-Roches, Rakeem	DL	99	Southern Miss.	7/0	2015	
Nunnery, R.B.	DT	68	Louisiana State	6/--	1960	

O

Oates, Brad	T	72	Brigham Young	1/0	1980-81	
O'Callaghan, Ryan	T	75	California	25/13	2009-11	2009
O'Connell, Jake	TE	85	Miami (OH)	35/8	2009-12	
Odom, Ricky	S	38	Southern California	8/0	1978	
Okoye, Christian	RB	35	Azusa Pacific	79/65	1987-92	1987-91
Olderman, Bob	G	64	Virginia	16/14	1985	1985
Olenchak, John	C/LB	63	Stanford	10/0	1981-82	
Oliver, Muhammed	CB	26	Oregon	2/0	1993	
Olsen, Orrin	C/G	52	Brigham Young	14/0	1976	
O'Neal, Andre	LB	52	Marshall	13/0	2000-01	
O'Neal, Leslie	DE	91	Oklahoma State	32/23	1998-99	1998-99
Oriard, Mike	C	50	Notre Dame	42/1	1970-73	
Orton, Kyle	QB	8	Purdue	4/3	2011	
O'Shaughnessy, James	TE	80	Illinois State	7/3	2015	
Osiecki, Sandy	QB	11	Arizona State	4/0	1984	
Osley, Willie	DB	47	Illinois	3/0	1974	
Otis, Jim	RB	35	Ohio State	23/0	1971-72	
Owens, Chris	CB	20	San Jose State	11/3	2014	
Owens, Ritchie	DE	97	Lehigh	24/1	2001-02	

P

Page, Jarrad	S	44	UCLA	53/39	2006-09	2007-08
Paige, Stephone	WR	83	Fresno State	125/81	1983-91	1985-90
Paine, Jeff	LB	95	Texas A&M	26/8	1984-85	
Palewicz, Al	LB	57	Miami (Fla.)	36/0	1973-75	
Palko, Tyler	QB	4	Pittsburgh	8/4	2010-11	
Palmer, Gery	G	73	Kansas	2/2	1975	
Palmer, Paul	RB	26	Temple	27/12	1987-88	1988
Parker, Anthony	CB	41	Arizona State	2/0	1991	
Parker, Brian	TE	82	Albany	9/0	2015	
Parker, Glenn	G/T	62	Arizona	42/41	1997-99	1997-99
Parker, Kerry	CB	44	Grambling	15/0	1984	
Parker, Larry	WR	80	Southern California	38/4	1999-01	
Parker, Robert	RB	43	Brigham Young	3/2	1987	
Parker, Ron	CB/DB	38	Newberry	48/32	2013-15	2014-15
Parker, Samie	WR	18	Oregon	47/31	2004-07	2005-07
Parks, Nate	T	72	Stanford	1/0	1997	
Parrish, Don	NT	61	Pittsburgh	71/51	1978-82	1978-81
Parquet, Jeremy	T	72	Southern Mississippi	0/0	2005	
Parten, Ty	DT	91, 97	Arizona	36/6	1997-00	
Patterson, Dimitri	CB	22	Tuskegee	20/0	2007-08	
Patton, Marvcus	LB	53	UCLA	64/61	1999-02	1999-02
Paul, Whitney	DE/LB	53	Colorado	87/71	1976-81, 1986	1976-80
Payton, Eddie	KR	34	Jackson State	14/0	1978	
Pearson, Aaron	LB	96	Mississippi State	43/19	1986-88	1987-88
Pearson, Barry	WR	85	Northwestern	36/19	1974-76	1975

Player	Pos.	Jersey(s) Worn	College	GP/GS	Year(s) Played	Year(s) Started
Pearson, Jayice	CB	24	Washington	90/27	1986-92	1991
Peay, Francis	T	75	Missouri	19/10	1973-74	1973
Pelluer, Steve	QB	11	Washington	18/3	1989-91	
Penn, Chris	WR	81	Tulsa	26/16	1994-96	1996
Pennington, Durwood	K	1	Georgia	3/0	1962	
Perez, Joe	WR	12	Murray State	0/0	2000	
Perkins, Horace	CB	20	Colorado	16/0	1979	
Perriman, Brett	WR	85	Miami (Fla.)	5/4	1997	
Perry, Ed	TE	48	James Madison	6/0	2005	
Perry, Michael Dean	DT	95	Clemson	1/0	1997	
Peters, Marcus	CB	22	Washington	16/16	2015	2015
Peterson, Bill	LB	55	San Jose State	14/9	1975	1975
Peterson, Cal	LB	50	UCLA	43/14	1979-81	
Peterson, Todd	K	2	Georgia	27/0	2000-01	2000-01**
Petry, Stan	CB	45	TCU	34/1	1989-91	
Phillips, Joe	DT	75	SMU	91/89	1992-97	1992-97
Pickens, Bruce	CB	39	Nebraska	3/0	1993	
Pietrzak, Jim	C	62	Eastern Michigan	2/0	1987	
Pile, Willie	S	35	Virginia Tech	16/5	2004	
Pimentel, Mickey	LB	52	California	0/0	2007	
Pippens, Woodie	RB	41	Thiel College	2/0	1987	
Piscitelli, Sabby	S	42	Oregon State	16/2	2011	
Pitoitua, Ropati	DE	75	Washington State	15/10	2012	2012
Pitts, Frank	WR	25	Southern (La.)	74/33*	1965-71	1968-70
Ply, Bobby	DB	14	Baylor	73/--	1962-67	
Podolak, Ed	RB	14	Iowa	104/66	1969-77	1970-74, 1976-77
Poe, Dontari	NT	92	Memphis	62/60	2012-15	2012-15
Pollard, Bernard	S	49	Purdue	48/31	2006-08	2007-08
Pope, Daniel	P	13	Alabama	16/0	1999	1999**
Pope, Leonard	TE	45	Georgia	45/24	2009-11	2009, 2011
Popson, Ted	TE	48	Portland State	25/13	1997-98	1997
Porter, Kevin	S	27	Auburn	76/53	1988-92	1988-91
Porter, Lewis	E	26	Southern (La.)	42/491	1970	
Potter, Steve	LB	58	Virginia	16/1	1983	
Powe, Jerrell	DL	95	Mississippi	42/675	2011-13	
Powers, Clyde	S	29	Oklahoma	36/526	1978	
Prater, Dean	DE	79	Oklahoma State	18/1	1982-83	
Price, Maurice	WR	17	Charleston Southern	0/0	2007-08	
Price, Ricky	S	35	Oklahoma State	36/770	2009-10	
Pricer, Bill	FB	33	Oklahoma	6/--	1961	
Printers, Casey	QB	7	Florida A&M	0/0	2006	
Proby, Bryan	DT	67	Arizona State	3/0	1995	
Prudhomme, Remi	G	65	Louisiana State	28/0	1968-69	
Pruitt, Mike	RB	43	Purdue	25/23	1985-86	1985-86
Pughsley, Jarrod	OL	60	Akron	2/0	2015	
Pupunu, Alfred	TE	85	Weber State	1/0	1997	

Q

Quinn, Brady	QB	9	Notre Dame	10/8	2012	2012
Quinn, Jonathan	QB	12	Middle Tennessee State	1/0	2002-03	

R

Radecic, Scott	LB	97	Penn State	48/31	1984-86	1985-86
Randle, Ervin	LB	55	Baylor	20/6	1991-92	1992
Ranglin, Rich	OL	67	Central Connecticut St.	0/0	2012	
Ransom, Derrick	DT	95	Cincinnati	56/26	1998-02	2001-02
Rasley, Rocky	G	66	Oregon State	11/8	1975	1975
Rayner, Dave	K	6	Michigan State	10/0	2007	2007**
Reamon, Tommy	RB	21	Missouri	11/4	1976	1976
Reardon, Kerry	CB	15	Iowa	58/26	1971-76	1975-76
Rebstock, Pete	WR	6	Colorado State	0/0	2002	
Reed, James	DT	92	Iowa State	19/15	2006-07	2006
Reed, Tony	RB	32	Colorado	56/42	1977-80	1977-80
Reese, Allen	DT	97	Kansas State	2/0	2003	
Reese, Jerry	S	31	Oklahoma	21/7	1979-80	1979
Reeves, Jacques	DB	35	Purdue	2/1	2012	
Reid, Jah	OL	75	UCF	10/10	2015	2015
Reynolds, Al	G	60	Tarkio	98/--	1960-67	1962-64
Rice, Andrew	DT	58	Texas Southern	18/--	1966-67	1966
Richardson, Barry	T	67	Clemson	48/33	2008-11	2010-11
Richardson, Gloster	WR	30	Jackson State	51/28*	1967-70	1967-69
Richardson, Mike	CB	23, 30	Notre Dame	11/1	2009-10	
Richardson, Tony	FB	49	Auburn	163/96	1995-05	1999-05
Ricketts, Tom	G	64	Pittsburgh	3/0	1993	
Ricks, Lawrence	RB	42	Michigan	17/0	1983-84	
Ricks, Mikhael	WR/TE	85	Stephen F. Austin	17/0	2000-01	

Player	Pos.	Jersey(s) Worn	College	GP/GS	Year(s) Played	Year(s) Started
Riley, Victor	T	66	Auburn	55/52	1998-01	1998-00
Rison, Andre	WR	89	Michigan State	45/43	1997-99	1997-99
Roaf, Willie	T	77	Louisiana Tech	58/58	2002-05	2002-05
Roberts, Alfredo	TE	87	Miami (Fla.)	48/22	1988-90	1988, 1990
Robinson, Dunta	CB	21	South Carolina	8/2	2013	
Robinson, Johnny	S/HB	42	Louisiana State	164/56*	1960-71	1960-71
Robinson, Kevin	WR	14	Utah State	8/0	2008	
Robinson, Mark	S	30	Penn State	48/7	1984-87	
Roche, Brian	TE	85	San Jose State	4/1	1998	
Rochester, Paul	DT	72	Michigan State	48/--	1960-63	1961-63
Rogers, Justin	LB	55	SMU	1/0	2009	
Rogers, Steve	T	77	Brigham Young	3/0	1987	
Rogers, Tracy	LB	52	Fresno State	75/19	1990-96	1993
Rome, Stan	WR	87	Clemson	42/4	1979-82	
Romeo, Tony	E	80	Florida State	14/--	1961	
Roquemore, Durwood	CB	38	Texas A&I	24/3	1982-83	
Rosdahl, Hatch	DE	76	Penn State	28/--	1964-66	
Rose, Donovan	CB	27	Hampton Institute	7/0	1980	
Ross, Derrick	RB	39	Tarleton State	7/0	2006	
Ross, Kevin	CB	31	Temple	156/144	1984-93, 1997	1984-93
Ross, Louis	DE	75	South Carolina State	1/0	1975	
Rourke, Jim	G	70	Boston College	64/20	1980-84, 1986	1980, 1984
Routt, Stanford	CB	26	Houston	7/7	2012	
Rozumek, Dave	LB	55	New Hampshire	45/16	1976-79	1978
Rucker, Keith	DT	96	Ohio Wesleyan	0/0	1997	
Rucker, Martin	TE	83	Missouri	0/0	2012	
Rudnay, Jack	C	58	Northwestern	178/171	1970-82	1970-82
Rush, Bob	C	53	Memphis State	47/47	1983-85	1983-85
Ryan, Sean	TE	89	Boston College	10/8	2009	

S

Sadowski, Troy	TE	87	Georgia	14/1	1991	
Saleaumua, Dan	DT	97	Arizona State	125/117	1989-96	1989-96
Sally, Jerome	NT	70	Missouri	3/2	1988	
Sampson, Kevin	T	79	Syracuse	16/7	2004-06	
Samuels, Tony	TE	86	Bethune-Cookman	50/19	1977-80	1979
Sams, B.J.	KR	30	McNeese State	3/0	2008	
Sanders, Clarence	LB	50	Cincinnati	16/1	1978	
Sands, Terdell	DE	91	UT - Chattanooga	0/0	2001	
Santos, Cairo	K	5	Tulane	32/0	2014-15	2014-15**
Sapp, Benny	CB	20	Northern Iowa	56/6	2004-07	
Savage, Dantrell	RB	29	Oklahoma State	13/0	2008-09	
Saxon, James	RB	21, 45	San Jose State	54/6	1988-91	
Sauerbrun, Todd	P	5	West Virginia	16/0	2000	2000**
Saxton, James	HB	10	Texas	13/--	1962	
Scanlon, Rich	LB	91	Syracuse	31/0	2004-06	
Schwartz, Geoff	G/T	74	Oregon	16/7	2013	2013
Scott, Todd	S	47	Southwestern Louisiana	10/0	1997	
Scott, Willie	TE	81	South Carolina	72/36	1981-85	1983-84
Seals, George	DT	67	Missouri	24/2	1972-73	
Sellers, Goldie	DB	20	Grambling	28/6	1968-69	
Sensibaugh, Mike	S	20	Ohio State	63/55	1971-75	1972-75
Seurer, Frank	QB	10	Kansas	9/2	1986-87	
Sharpe, Montique	DT	61	Wake Forest	5/0	2003	
Shaw, Dennis	QB	12	San Diego State	1/0	1978	
Sheffield, Cameron	LB	55	Troy	18/1	2010-12	
Shehee, Rashaan	RB	22	Washington	25/5	1998-99	
Sherman, Anthony	FB	42	Connecticut	48/16	2013-15	2014
Shields, Billy	T	70	Georgia Tech	2/0	1985	
Shields, Will	G	68	Nebraska	224/223	1993-06	1993-06
Shorthose, George	WR	80	Missouri	3/0	1985	
Siavii, Junior	DT	94	Oregon	26/0	2004-05	
Siglar, Ricky	T	66, 72	San Jose State	68/50	1993-96, 1998	1993-96
Siler, Brandon	LB	52	Florida	16/4	2011-12	
Simien, Tracy	LB	54	TCU	99/84	1991-97	1991-96
Simmons, Bob	G	73	Texas	88/70	1977-83	1977-80, 1983
Simmons, Wayne	LB	56	Clemson	20/18	1997-98	1997-98
Simoneau, Mark	LB	99	Kansas State	1/0	2010	
Simons, Keith	DT	72	Minnesota	20/12	1976-77	1976-77
Sims, Ryan	DT	90	North Carolina	59/36	2002-06	2003-04
Sims, Tom	NT	95	Pittsburgh	26/0	1991-92, 1996	
Sippio, Bobby	WR	83	Western Kentucky	9/0	2007	
Slaughter, Webster	WR	85, 88	San Diego State	16/7	1995	1995
Smith, Alex	QB	11	Utah	46/46	2013-15	2013-15
Smith, Blane	S	27	SMU	3/1	1987	
Smith, Chris	RB	47	Notre Dame	4/3	1986-87	
Smith, Dave	WR	70	Indiana (Pa.)	2/1	1973	
Smith, Fletcher	DB	17	Tennessee A&I	24/--	1966-67	

Player	Pos.	Jersey(s) Worn	College	GP/GS	Year(s) Played	Year(s) Started
Smith, Franky	T	72	Alabama A&M	4/2	1980	
Smith, Jeff	RB	42	Nebraska	28/1	1985-86	
Smith, Jeff	C/G	65	Tennessee	30/5	1996-99	
Smith, J.J.	RB	22	Kansas State	0/0	1995-96	
Smith, J.T.	WR	86	North Texas State	83/48	1978-84	1979-81
Smith, Kenny	DT	90	Alabama	6/0	2009	
Smith, Khreem	DE	72	Oklahoma State	2/0	2007	
Smith, Kolby	RB	21	Louisville	27/9	2007-09	2007
Smith, Lucious	CB	23	Cal State - Fullerton	16/13	1983	1983
Smith, Michael	WR	83	Kansas State	2/0	1992	
Smith, Neil	DE	90	Nebraska	138/127	1988-96	1988-96
Smith, Noland	WR	1, 46	Tennessee State	32/0*	1967-69	
Smith, Richard	WR	17	Arkansas	4/0	2004	
Smith, Sean	CB	21, 27	Utah	45/44	2013-15	2013-15
Smith, Shaun	DT	90	South Carolina	16/10	2010	2010
Smith, Sid	T	70	Southern California	42/1	1970-72	
Smith, Wade	G/T	74	Memphis	31/16	2008-09	2009
Snipes, Angelo	LB	52	West Georgia	17/8	1987-89	
Snow, Percy	LB	59	Michigan State	30/16	1990-92	1990
Sorensen, Daniel	S	49	BYU	25/0	2014-15	
Spani, Gary	LB	59	Kansas State	124/89	1978-86	1978-85
Spann, Gary	LB	94	TCU	2/1	1987	
Spears, Marcus	T	70	Northwestern (La.) State	79/18	1997-03	2001
Spikes, Jack	FB/K	30	TCU	51/--	1960-64	1960-61, 1964
Square, Damion	DE	98	Alabama	0/0	2014	
Stallings, Tre	G	61	Mississippi	1/0	2006-07	
Stams, Frank	LB	55	Notre Dame	1/0	1995	
Stanzi, Ricky	QB	13	Iowa	0/0	2011	
Stargell, Tony	CB	45	Tennessee State	8/4	1996	
Staysniak, Joe	G	72	Ohio State	6/0	1992	
Stedman, Troy	LB	94	Washburn	5/0	1988	
Stein, Bob	LB	66	Minnesota	50/2	1969-72	
Steinfeld, Al	C	69	C.W. Post	7/0	1982	
Stenerud, Jan	K	3	Montana State	186/0	1967-79	1967-79**
Stensrud, Mike	NT/DE	67	Iowa State	13/5	1988	
Stephens, Hal	DE	92	Eastern Carolina	1/0	1985	
Stephens, John	RB	21	Northwestern (La.) State	7/0	1993	
Stephens, Santo	LB	53	Temple	16/0	1993	
Stephenson, Donald	T/OL	79	Oklahoma	60/21	2012-15	
Stevens, Matt	QB	1	UCLA	3/2	1987	
Still, Art	DE	67	Kentucky	136/133	1978-87	1978-87
Stills, Gary	LB/DE	55, 56	West Virginia	87/1	1999-05	
Stockemer, Ralph	RB	21	Baylor	2/0	1987	
Stone, Jack	T	70	Oregon	14/--	1960	
Story, Bill	G	62	Southern Illinois	14/2	1975	
Stover, Smokey	LB	35	Northeast Louisiana	98/--	1960-66	1960-61
Stowers, Tommie	RB	48	Missouri	1/0	1994	
Stoyanovich, Pete	K	10	Indiana	69/0	1996-00	1996-99**
Strada, John	TE	87	William Jewell	11/0	1974	
Stradford, Troy	RB	25	Boston College	10/0	1991	
Stroud, Morris	TE	88	Clark	69/49	1969-74	1970-74
Stryzinski, Dan	P	4	Indiana	32/0	2001-02	2001-02**
Studebaker, Andy	DE/LB	96	Wheaton	70/8	2008-12	
Studdard, Les	C	64	Texas	9/2	1982	
Succop, Ryan	K	6	South Carolina	80/0	2009-13	2009-13**
Sullivan, Kent	P	10	California Lutheran	1/0	1992	
Supernaw, Phillip	TE	89	Ouachita Baptist	2/1	2014	
Surtain, Patrick	CB	23	Southern Mississippi	55/49	2005-08	2005-07
Svitek, Will	T	71	Stanford	16/4	2005-07	
Swanson, Pete	G/T	73	Stanford	0/0	1998	
Swink, Jim	HB	23	TCU	5/--	1960	
Swoopes, Patrick	NT	67	Mississippi State	4/0	1991	
Szott, Dave	G	79	Penn State	143/135	1990-00	1990-97, 1999

T

Tait, John	T	76	Brigham Young	75/66	1999-03	2000-03
Talton, Ken	RB	45	Cornell	2/0	1980	
Tamm, Ralph	G	64	West Chester	48/0	1997-99	
Tanney, Alex	QB	4	Monmouth (Ill.)	0/0	2012	
Tate, Willy	TE	80	Oregon	1/0	1998	
Taylor, Herb	T	65	TCU	18/1	2007-08	
Taylor, Jay	CB	27	San Jose State	31/5	1993-95	
Taylor, Kitrick	WR	82	Washington State	16/0	1988	
Taylor, Otis	WR	89	Prairie View	130/69*	1965-75	1966-74
Taylor, Roger	T	76	Oklahoma State	13/0	1981	
Taylor, Steve	S	48	Kansas	14/13	1976	
Terrell, Marvin	G	63	Mississippi	38/--	1960-63	1962-63
Terry, Chris	T	60	Georgia	18/8	2006-07	2007

Player	Pos.	Jersey(s) Worn	College	GP/GS	Year(s) Played	Year(s) Started
Terry, Doug	S	24, 25, 32	Kansas	57/10	1992-95	1993
Thigpen, Tyler	QB	4	Coastal Carolina	16/11	2007-09	2008
Thomas, Bill	RB	43	Boston College	14/0	1974	
Thomas, Carlton	CB	38	Elizabeth City State	4/2	1987	
Thomas, Charlie	RB	49	Tennessee State	7/0	1975	
Thomas, Chris	WR	87	Cal Poly - San Luis Obispo	10/5	2001	
Thomas, De'Anthony	RB/WR	13	Oregon	22/4	2014-15	
Thomas, Derrick	LB	58	Alabama	169/158	1989-99	1989-99
Thomas, Emmitt	CB	18	Bishop College	181/148*	1966-78	1967-78
Thomas, Gene	FB	45	Florida A&M	28/--	1966-67	
Thomas, Jewel	RB	31	San Jose State	10/1	1983	
Thomas, Ken	RB	35	San Jose State	14/0	1983	
Thomas, Pat	LB	55	North Carolina State	16/9	2007-08	2008
Thomas, Robb	WR	81	Oregon State	39/25	1989-91	1990-91
Thomas, Todd	C	62	North Dakota	15/0	1981	
Thompson, Arland	G	58	Baylor	3/3	1987	
Thompson, Bennie	S	46	Grambling	32/0	1992-93	
Thompson, Del	RB	39	Texas - El Paso	6/0	1982	
Thompson, Ernie	RB	45	Indiana	16/2	1993	
Thompson, Leroy	RB	44	Penn State	16/0	1995	
Thornbladh, Bob	LB	50	Michigan	14/0	1974	
Thorp, Don	DE	71	Illinois	3/0	1988	
Thorpe, Craphonso	WR	12	Florida State	0/0	2005	
Thorpe, Neiko	DB	38	Auburn	9/0	2012	
Threats, Jabbar	DE	65	Michigan State	0/0	2002	
Tolliver, Billy Joe	QB	8	Texas Tech	3/0	1997	
Tongue, Reggie	S	25, 41	Oregon State	63/47	1996-99	1997-99
Toribio, Anthony	DT	98	Carson-Newman	23/0	2010, 2012-13	
Trahan, John	WR	83	Southern California	3/3	1987	
Traylor, Keith	DT	94	Central Oklahoma	31/1	1995-96	
Trosch, Gene	DE	74	Miami (Fla.)	27/0*	1967-69	
Truluck, R-Kal	DE	91	SUNY Cortland	20/0	2002-03	
Tucker, Verran	WR	15	California	11/2	2010	
Turley, Kyle	T	74	San Diego State	14/12	2006-07	2006
Tyler, Tank	DT	93	North Carolina State	37/19	2007-09	2008
Tynes, Lawrence	K	1	Troy State	48/0	2004-06	2004-06**
Tyrer, Jim	T	77	Ohio State	180/82*	1961-73	1962-73

U

Upshaw, Marvin	DE	81	Trinity	67/60	1970-75	1971-75
Urban, Jerheme	WR	83	Trinity	6/1	2010-11	

V

alerio, Joe	T	73	Pennsylvania	61/4	1991-95	
Vanover, Tamarick	WR	87	Florida State	70/6	1995-99	1996
Van Pelt, Alex	QB	10	Pittsburgh	0/0	1993	
Vaughn, Jon	RB	21	Michigan	3/0	1994	
Vickerson, Kevin	DT	94	Michigan State	15/1	2014	
Villa, Danny	G	72	Arizona State	59/3	1993-96	
Vitali, Mark	QB	6	Purdue	0/0	1977	
Vlasic, Mark	QB	13	Iowa	6/1	1991-92	
Vrabel, Mike	LB	50	Ohio State	30/30	2009-10	2009-10

W

Wade, Bobby	WR	80	Arizona	12/6	2009	
Wade, Charlie	WR	84	Tennessee State	5/0	1977	
Waldron, Dustin	T	68	Portland State	0/0	2013	
Waldrop, Rob	DT	98	Arizona	3/0	1994	
Walden, Erik	LB	52	Middle Tennessee State	9/0	2008	
Walker, Bracy	S	40, 27	North Carolina	56/1	1994, 1998-01	
Walker, Derrick	TE	82	Michigan	58/28	1994-97	1994, 1996
Walker, James	LB	54	Kansas State	4/2	1983	
Walker, John	DT	98	Nebraska - Omaha	3/2	1987	
Walker, Vance	DT	99	Georgia Tech	16/2	2014	
Walker, Wayne	K	68	Northwestern Louisiana	4/0	1967	1967**
Wallace, Steve	T	70, 74	Auburn	10/0	1997	
Walls, Lenny	CB	35	Boston College	16/2	2006	
Walters, Pierre	LB	97	Eastern Illinois	3/0	2009	
Walters, Rod	G	76	Iowa	52/7	1976, 1978-80	
Walton, Riley	TE	88	Tennessee State	2/0	1987	
Walton, Wayne	G/T	72	Abilene Christian	23/1	1973-74	
Ward, LaShaun	WR	84	California	1/0	2003	
Ware, Spencer	FB/RB	32	LSU	11/2	2015	
Warfield, Eric	CB	44	Nebraska	115/77	1998-05	2001-05

Player	Pos.	Jersey(s) Worn	College	GP/GS	Year(s) Played	Year(s) Started
Warner, Charley	DB	25	Prairie View	19/--	1963-64	
Washington, Brian	S	29, 48	Nebraska	31/31	1995-96	1995-96
Washington, Charles	DB	46	Cameron	22/1	1990-91	
Washington, Dewayne	CB	30	North Carolina State	16/1	2005	
Washington, Donald	S/CB	20, 27	Ohio State	32/5	2009-11	
Washington, Thomas	DT	64	Winston-Salem St.	0/0	2000	
Washington, Tim	CB	42	Fresno State	1/0	1982	
Washington, Tavares	G	65	Florida	2/0	2008	
Waters, Brian	G	54	North Texas	163/149	2000-10	2001-10
Watkins, Rokevious	DT	69	South Carolina	4/1	2013	
Watson, Tim	S	26	Howard	9/0	1993-95	
Weatherford, Steve	P	6	Illinois	2/0	2008	
Weathers, Clarence	WR	80	Delaware State	11/0	1989	
Webb, Jeff	WR	80	San Diego State	31/3	2006-08	
Webster, David	DB	21	Prairie View	28/--	1960-61	1960-61
Webster, Mike	C	53	Wisconsin	25/23	1989-90	1989-90
Welbourn, John	T	76	California	47/39	2004-07	2004-05, 2007
Werner, Clyde	LB	54	Washington	63/4	1970-74, 1976	
Wesley, Greg	S	25	Arkansas - Pine Bluff	118/103	2000-07	2000-06
Wesson, Ricky	CB	25	SMU	14/0	1977	
West, Charcandrick	RB	35	Abilene Christian	21/9	2014-15	2015
West, Lyle	S	30	San Jose State	29/2	2002-03	
West, Robert	WR	26	San Diego State	19/5	1972-73	1972
Wetzel, Ron	TE	87	Arizona State	16/0	1983	
Whitaker, Danta	TE	82	Mississippi Valley State	16/3	1990	
White, Ted	QB	7	Howard	0/0	1999	
White, Walter	TE	81, 88	Maryland	63/37	1975-79	1977-78
White, William	S	35	Ohio State	43/21	1994-96	1994
Whitehurst, David	QB	15	Furman	0/0	1984	
Whitmore, David	S	41	Stephen F. Austin	18/16	1993-94	1993-94
Wickert, Tom	G	66	Washington State	5/0	1977	
Wiegmann, Casey	C	62	Iowa	143/143	2001-07, 2010-11	2001-07, 2010-11
Wilkerson, Jimmy	DE	66, 96	Oklahoma	72/5	2003-07	
Willard, Jerrott	LB	57	California	1/0	1998	
Williams, Brett	T	74	Florida State	5/0	2003-04	
Williams, Chandler	WR	8	Florida International	0/0	2010	
Williams, Dan	DE	92	Toledo	42/25	1997, 1999-01	1999-00
Williams, Demorrio	LB	53	Nebraska	60/22	2008-11	2009
Williams, Harvey	RB	22, 44	Louisiana State	35/7	1991-93	
Williams, Jerrol	LB	44	Purdue	6/0	1994	
Williams, Javarris	RB	40	Tennessee State	4/0	2009	
Williams, Jermaine	FB	43	Houston	11/2	2001	
Williams, Kyle	WR	19	Arizona State	1/0	2013	
Williams, Lawrence	WR	40	Texas Tech	18/5	1976-77	1977
Williams, Leon	LB	57	Miami (Fla.)	4/0	2012	
Williams, Mike	RB/TE	80	New Mexico	33/14	1979-81	1980
Williams, Nick	DL	98	Samford	16/0	2014-15	
Williams, Robert	CB	40	Baylor	0/0	1993	
Williams, Robert	CB	46, 29	North Carolina	17/1	1998-99	
Williams, Sammy	T	72	Oklahoma	1/0	1999	
Williams, Stephen	DT	70	NW Missouri State	11/0	2006	
Williams, Tyrone	DE/DT	90, 96	Wyoming	17/0	2000-01	
Williamson, Fred	DB	24	Northwestern	37/--	1965-67	1965-66
Willis, Donald	G	60	North Carolina A&T	59/6	2000-04	
Wilson, Albert	WR	12	Georgia State	26/14	2014-15	2015
Wilson, Eddie	QB/P	12	Arizona	42/1	1962-64	1962**
Wilson, Jerrel	P	44	Southern Mississippi	203/0	1963-77	1963-77**
Wilson, Kris	TE/FB	84	Pittsburgh	49/23	2004-07	2006-07
Wilson, Mike	G	67	Dayton	4/0	1975	
Wilson, Ramik	LB	53	Georgia	10/2	2015	
Winchester, James	LS	41	Oklahoma	16/0	2015	
Winston, Eric	T	74	Miami (Fla.)	16/16	2012	2012
Winters, Frank	G/C	65	Western Illinois	32/6	1990-91	1990
Wolf, James	DT	73	Prairie View	14/7	1976	1976
Wood, Duane	DB	48	Oklahoma State	65/--	1960-64	1960-64
Woodard, Ray	DE	70	Texas	6/0	1987	
Wooden, Terry	LB	90	Syracuse	15/8	1997	1997
Woods, Jerome	S	21, 31	Memphis	128/105	1996-05	1997-01, 2003-04
Word, Barry	RB	23	Virginia	44/17	1990-92	1992
Word, Mark	DE	67	Jacksonville State	6/0	1999	
Worthen, Naz	WR	84	North Carolina State	19/1	1989-90	
Wright, Elmo	WR	17	Houston	45/38	1971-74	1971, 1973-74
Wright, Felix	S	24	Drake	0/0	1993	
Wyatt, Kevin	CB	23	Arkansas	3/0	1987	
Wylie, Devon	WR	19	Fresno State	6/1	2012	

Player	Pos.	Jersey(s) Worn	College	GP/GS	Year(s) Played	Year(s) Started
Y						
Yakovonis, Ray	NT	92	East Stroudsburg State	2/0	1983	
Young, Michael	WR	85	UCLA	2/0	1994	
Young, Wilbur	DE	99	William Penn	94/70	1971-77	1972-77
Z						
Zamberlin, John	LB	61	Pacific Lutheran	22/10	1983-84	1984
Zaruba, Carroll	DB	46	Nebraska	7/--	1960	
Zombo, Frank	LB	51	Central Michigan	48/7	2013-15	

*Only includes starts dating back to '68.

**Regular kicker or punter during that period.

Notes: The Chiefs All-Time Roster includes all players who were on the active roster for at least one regular season game or playoff contest. Games Played/Games Started reflects regular season games only. It also includes players who accrued at least one season as a member of a reserve or injury list. The one exception to this criteria is RB Stone Johnson, who had his number 33 retired after suffering a fatal injury in a '63 preseason contest. Jersey numbers refer to those numbers worn only in regular season or postseason play.

COLLEGE/UNIVERSITIES PRODUCING MOST CHIEFS PLAYERS						
23		Notre Dame	9		Arizona, BYU, Clemson, TCU, Texas A&M,	
22		LSU			Texas Tech, Utah State, Virginia	
20		Texas	8		Boston College, Cincinnati, Maryland,	
19		Miami (Fla.), Missouri, Oklahoma			Mississippi, Oklahoma State, Prairie View, Southern	
18		Arizona State, UCLA	7		Georgia Tech, Illinois, Memphis, Minnesota,	
17		Alabama, Kansas State, Nebraska, Penn State			San Diego State, South Carolina, Syracuse	
16		Auburn, Kansas, Michigan	6		Mississippi State, NC State, Northwestern, Temple,	
15		Iowa, San Jose State			Texas Southern, Wake Forest	
14		Baylor, Michigan State, Oregon,	5			11 schools
		Pittsburgh, USC, Tennessee State	4			10 schools
13		California, Florida State, Georgia, Grambling,	3			27 schools
		Ohio State, SMU	2			50 schools
12		Arkansas, Houston, North Carolina, Oregon	1			120 schools
		State,				
		Purdue				
11		Colorado, Tennessee, Washington				
10		Florida, Stanford				

ALL-TIME ROSTER BY COLLEGES

Abilene Christian	3	Florida International	1	Montana State	2	Southern Illinois	2
Air Force	1	Florida State	13	Morehead State	1	SMU	13
Akron	3	Fresno State	5	Morgan State	2	Southern Miss	8
Alabama	17	Frostburg State	1	Morris Brown	2	Stanford	10
Alabama A&M	2	Gardner-Webb	1	Mt San Antonio JC	1	Stephen F Austin	3
Albany	2	Furman	2	Murray State	1	SUNY - Cortland	1
Alcorn State	3	Georgia	13	Nebraska	17	Syracuse	7
Appalachian State	2	Georgia State	1	Nebraska - Omaha	2	Tampa	3
Arizona	9	Georgia Tech	7	Nevada	3	Tarkio	1
Arizona State	18	Graceland (Iowa)	1	New Hampshire	1	Tarleton State	1
Arkansas	12	Grambling	13	New Mexico	3	TCU	9
Arkansas - Pine Bluff	4	Grand Valley State	1	New Mexico State	3	Temple	6
Arkansas State	1	Hampton	2	Newberry	1	Tennessee - Chattanooga	1
Auburn	16	Hastings	3	Nicholls State	3	Tennessee	1
Azusa Pacific	1	Hawaii	3	North Alabama	1	Tennessee State	14
Ball State	1	Heidelberg	1	North Carolina	12	Texas	20
Baylor	14	Henderson State	1	North Carolina A&T	1	Texas - Arlington	1
Bethune-Cookman	2	Holy Cross	3	North Carolina Central	2	Texas A&M	9
Bishop College	1	Houston	12	North Carolina State	6	Texas A&M - Commerce	2
Boise State	1	Howard	3	North Dakota	1	Texas A&M - Kingsville	4
Boston College	8	Howard Payne	1	North Dakota State	2	Texas Southern	6
Boston University	2	Humboldt State	2	North Texas	5	Texas State	1
Bowling Green	2	Idaho	3	Northeast Louisiana	2	Texas Tech	9
Brigham Young	9	Idaho State	3	Northern Arizona	3	Thiel College	1
Cal Poly San Luis Obispo	1	Illinois	7	Northern Colorado	2	Toledo	2
Cal State Fullerton	4	Illinois State	2	Northern Illinois	2	Trinity	2
Cal State Long Beach	1	Indiana	5	Northern Iowa	1	Troy	3
Cal State Northridge	1	Indiana (Pa)	3	Northern Michigan	1	Truman State	1
California	13	Iowa	15	Northern State	1	Tulane	4
California (Pa)	2	Iowa State	5	Northwestern	6	Tulsa	4
California Lutheran	1	Itawamba JC	1	Northwestern (La) State	3	Tusculum	1
Cameron	1	Jackson State	5	Northwestern Louisiana	1	Tuskegee	1
Carson-Newman	2	Jacksonville State (Ala)	2	Notre Dame	23	UAB	1
Central Arkansas	1	James Madison	2	NW Missouri St	1	US International	1
Central Connecticut State	1	Kansas	16	Ohio State	13	UCLA	18
Central Florida	4	Kansas State	17	Ohio Wesleyan	1	UNLV	3
Central Michigan	3	Kent State	2	Oklahoma	19	USC	14
Central Oklahoma	1	Kentucky	4	Oklahoma State	8	Utah	5
Central State (Ohio)	1	Knoxville	1	Oregon	14	Utah State	9
Charleston Southern	1	Lamar	1	Oregon State	12	UTEP	5
Chico State	1	Lehigh	1	Ouachita Baptist	1	Valdosta State	1
Cincinnati	8	Linfield	1	Pacific	1	Vanderbilt	3
Clark	1	LIU - Post	1	Pacific Lutheran	1	Virginia Union	1
Clemson	9	Louisiana Lafayette	2	Palomar	1	Virginia	9
Coastal Carolina	1	Louisiana State	22	Paul Quinn	1	Virginia Tech	2
Colgate	3	Louisiana - Monroe	4	Penn State	17	Wake Forest	6
Colorado	11	Louisiana Tech	1	Pennsylvania	1	Washburn	1
Colorado State	2	Louisville	5	Pittsburgh	14	Washington	11
Colorado State - Pueblo	1	Maine	2	Pittsburg State	1	Washington State	8
Columbia (NY)	1	Marshall	3	Portland State	2	Weber State	1
Concordia (Canada)	1	Maryland	8	Prairie View	8	West Chester	2
Concordia (Minn)	1	Massachusetts	1	Princeton	1	West Georgia	1
Connecticut	2	McGill	2	Purdue	12	West Texas A&M	2
Cornell	1	McNeese State	2	Rhode Island	1	West Virginia	5
Culver-Stockton	1	Memphis	7	Rice	3	Western Carolina	1
Dartmouth	1	Miami (Fla)	19	Richmond	1	Western Illinois	1
Dayton	1	Miami (Ohio)	2	Rocky Mountain	1	Western Kentucky	1
Delaware	1	Michigan	16	Rutgers	5	Western Michigan	1
Delaware State	1	Michigan State	14	Samford	1	Western Oregon	1
Drake	1	Mid-America Nazarene	1	Sam Houston	2	Wheaton	1
Duke	2	Middle Tennessee State	3	San Diego State	7	Whitworth (WA)	1
East Carolina	2	Milton	1	San Francisco	1	William & Mary	1
East Stroudsburg State	1	Minnesota	7	San Jose State	15	William Jewell	1
Eastern Carolina	3	Minnesota - Duluth	1	Santa Clara	2	William Penn	1
Eastern Illinois	2	Mississippi	8	Shepherd	1	Winston-Salem State	1
Eastern Kentucky	3	Mississippi Delta JC	1	South Carolina	7	Wisconsin	4
Eastern Michigan	3	Mississippi State	6	South Carolina State	2	Wisconsin - La Crosse	1
Elizabeth City State	2	Mississippi Valley State	2	South Dakota State	1	Wisconsin - Milwaukee	1
Emporia State	2	Missouri	19	South Florida	1	Wyoming	1
Florida	10	Missouri State	1	Southeast Louisiana	1	Yale	2
Florida A&M	4	Missouri Valley College	1	Southeast Missouri	1	Youngstown State	1
		Monmouth (Ill)	1	Southern	5		

All-Time Numerical Roster



Player	Pos.	Year(s)	#
#1			
Adamle, Mike	RB	1971-72	
Grupp, Bob	P	1979-81	
Moon, Warren	QB	1999-00	
Pennington, Durwood	K	1962	
Smith, Noland	WR	1967-69	
Stevens, Matt	QB	1987	
Tynes, Lawrence	K	2004-06	
#2			
Clements, Tom	QB	1980	
Colquitt, Dustin	P	2005-14	
Elliott, Lin	K	1994-95	
Goodbum, Kelly	P	1987-90	
Murray, Eddie	K	1992	
Peterson, Todd	K	2000-01	
#3 - Retired			
Agajanian, Ben	K	1961	
Stenerud, Jan	K	1967-79	
#4			
Barker, Bryan	P	1990-93	
Fuller, Steve	QB	1979-82	
Hamrick, James	K	1987	
Murphy, Nick	P	2004	
Palko, Tyler	QB	2010-11	
Stryzinski, Dan	P	2001-02	
Tanney, Alex	QB	2012	
Thigpen, Tyler	QB	2007-09	
#5			
Aguiar, Louie	P	1994-98	
Barth, Connor	K	2008	
Carney, John	K	2007	
Cheek, Steve	P	2004	
Colbert, Lewis	P	1986-87	
deBruijn, Case	P	1982	
McCann, Jim	P	1975	
Santos, Cairo	K	2014-15	
Sauerbrun, Todd	P	2000	
#6			
Arnold, Jim	P	1983-85	
McVea, Warren	RB	1969-73	
Rayner, Dave	K	2007	
Rebstock, Pete	WR	2002	
Succop, Ryan	K	2009-13	
Vitali, Mark	QB	1977	
Weatherford, Steve	P	2008	
#7			
Andrusyshyn, Zenon	P	1978	
Cassel, Matt	QB	2009-12	
Germaine, Joe	QB	2001	
Gossett, Jeff	P	1981-82	
Husted, Michael	K	2002	
Huarte, John	QB	1969-71	
Jaworski, Ron	QB	1989	
Medlock, Justin	K	2007	
Murray, Aaron	QB	2014-15	
Nott, Mike	QB	1976	
Printers, Casey	QB	2006	
White, Ted	QB	1999	
#8			
Andersen, Morten	K	2002-03	
Gray, Quinn	QB	2008	
Greene, David	QB	2007	
Lowery, Nick	K	1980-93	
Orton, Kyle	QB	2011	
Tolliver, Billy Joe	QB	1997	
Williams, Chandler	WR	2010	
#9			
Baker, Jason	P	2003-04	
Bentley, Scott	K	1999	
Bray, Tyler	QB	2013-15	
Carlson, Dean	QB	1972-74	
Jones, Reggie	WR	1997	
Kenney, Bill	QB	1979-88	
Novak, Nick	K	2008	
Quinn, Brady	QB	2012	
#10			
Beathard, Pete	QB	1964-67, 1973	
Copper, Terrance	WR	2009-12	
Daniel, Chase	QB	2013-15	
Elkins, Mike	QB	1989-90	
Green, Trent	QB	2001-06	
Hagans, Maurice	WR	2008	
Livingston, Mike	QB	1968-79	
Saxton, James	HB	1962	
Seurer, Frank	QB	1986-87	
Stoyanovich, Pete	K	1996-00	
Sullivan, Kent	P	1992	
Van Pelt, Alex	QB	1993	
#11			
Adams, Tony	QB	1975-78	
Bellamy, Josh	WR	2012	
Chambers, Chris	WR	2009-10	
Douglas, Dameane	WR	2003	
Gagliano, Bob	QB	1981-83	
Grbac, Elvis	QB	1997-00	
Horne, Jeremy	WR	2010-11	
Huard, Damon	QB	2004-08	
Hudson, Doug	QB	1987	
Jones, Reggie	WR	1997, 2001	
Osiecki, Sandy	QB	1984	
Pelluer, Steve	QB	1989-91	
Smith, Alex	QB	2013-14	
#12			
Baker, Jon	K	1999	
Croyle, Brodie	QB	2006-10	
Espinoza, Alex	QB	1987	
Flores, Tom	QB	1969	
Gannon, Rich	QB	1995-98	
Hill, Jim	DB	1966	
Jaynes, Dave	QB	1974	
Perez, Joe	WR	2000	
Quinn, Jonathan	QB	2002-03	
Shaw, Dennis	QB	1978	
Stanzi, Ricky	QB	2012	
Thorpe, Craphonso	WR	2005	
Wilson, Albert	WR	2014-15	
Wilson, Eddie	QB/P	1962-64	
#13			

Bono, Steve	QB	1995-96	Jones, Thomas	RB	2010-11
Clark, Wayne	QB	1975	Perkins, Horace	CB	1979
Pope, Daniel	P	1999	Owens, Chris	CB	2014
Stanzi, Ricky	QB	2011	Sapp, Benny	CB	2004-07
Thomas, De'Anthony	RB/WR	2014-15	Sellers, Goldie	DB	1968-69
Vlasic, Mark	QB	1991-92	Sensibaugh, Mike	S	1971-75
			Washington, Donald	S/CB	2009-10
#14			#21		
Blackledge, Todd	QB	1983-87	Arenas, Javier	CB	2010-12
Blundin, Matt	QB	1992-95	Austin, Hise	CB	1975
Enis, Hunter	QB	1960	Bartee, William	S	2000-06
Greene, Tom	QB	1961	Bayless, Martin	S	1992-93, '95-96
Hall, Chad	WR	2013	Gaines, Clark	RB	1981-82
Jackson, ?Curtis	WR	2002-03	Garrett, Mike	RB	1966-70
Lawrence, Quinten	WR	2009-10	Homan, Dennis	WR	1971-72
McManus, Danny	QB	1988	Lewis, Garry	CB	1993
Ply, Bobby	DB	1962-67	Lewis, Tahuan	CB	1992
Podolak, Ed	RB	1969-77	McKinney, Odis	S	1985
Robinson, Kevin	WR	2008	Morgado, Arnold	RB	1977-80
#15			Reamon, Tommy	RB	1976
Breaston, Steve	WR	2011-12	Robinson, Dunta	CB	2013
Collins, Todd	QB	1998-05	Saxon, James	RB	1988-91
Duncan, Randy	QB	1961	Smith, Kolby	RB	2007-09
Gutierrez, Matt	QB	2009	Smith, Sean	CB	2014-15
Jenkins, A.J.	WR	2013-14	Stephens, John	RB	1993
Lee, Jacky	QB	1967-69	Stockemer, Ralph	RB	1987
Longmire, Sam	DB	1967-68	Vaughn, Jon	RB	1994
Martin, Ingle	QB	2008	Webster, David	DB	1960-61
Matthews, Steve	QB	1994-96	Woods, Jerome	S	1996-05
Mercer, Mike	K	1966	#22		
Reardon, Kerry	CB	1971-76	Bookman, John	DB	1960
Tucker, Verran	WR	2010	Brown, Dee	RB	2005-06
Whitehurst, David	QB	1984	Carter, Perry	CB	1995
#16 - Retired			Cocroft, Sherman	S	1985-87
Dawson, Len	QB	1962-75	Grow, Monty	S	1994
#17			Hagy, John	S	1991
Avery, Donnie	WR	2013-14	Harrison, Glynn	RB	1976
Barnes, Pat	QB	1997	Jakes, Van	DB	1983-84
Curtis, Kevin	WR	2010	Marshall, Larry	DB	1972-73, '78
DeBerg, Steve	QB	1988-91	McClellion, Central	CB	2002
Gehrke, Jack	WR	1968	McCleon, Dexter	CB	2003-05
Krieg, Dave	QB	1992-93	McCluster, Dexter	WR	2010-13
Long, Lance	WR	2009	McKnight, Joe	RB	2014
Murphy, Yo	WR	2002	McKnight, Ted	RB	1977-81
Price, Maurice	WR	2007-08	Mitchell, Willie	DB	1964-71
Smith, Fletcher	DB	1966-67	Morris, Donnie Joe	RB	1974
Smith, Richard	WR	2004	Patterson, Dimitri	CB	2007-08
Wright, Elmo	WR	1971-74	Peters, Marcus	CB	2015
#18 - Retired			Shehee, Rashaan	RB	1998-99
Flynn, Don	DB	1960-61	Smith, J.J.	RB	1995-96
Grbac, Elvis	QB	1997-00	Williams, Harvey	RB	1991-93
LaChapelle, Sean	WR	1996	#23		
Parker, Samie	WR	2004-07	Blaylock, Derrick	RB	2001-04
Thomas, Emmitt	CB	1966-78	Coan, Bert	RB	1963-68
#19			Colclough, Ricardo	CB	2008-09
Davidson, Cotton	QB/P	1960-61	Dickerson, Ron	WR	1993-94
Montana, Joe	QB	1993-94	Gaines, Phillip	CB	2014-15
Williams, Kyle	WR	2013	Gant, Earl	RB	1979-80
Wylie, Devon	WR	2012	Gray, Carlton	CB	1999-00
#20			Hadley, David	CB	1970-72
Cherry, Deron	S	1981-91	Hill, Greg	CB	1984-88
Draughn, Shaun	RB	2012	Johnson, Clyde	CB	1997
Hall, Dante	RB/WR	2000-06	Keyes, Leroy	RB	1973
Hunt, Bobby	DB	1962-67	Lewis, Kendrick	S	2010-13
			Richardson, Mike	CB	2009-10
			Smith, Lucious	CB	1983

Surtain, Patrick	CB	2005-08	Smith, Blane	S	1987
Swink, Jim	HB	1960	Smith, Sean	CB	2013
Word, Barry	RB	1990-92	Taylor, Jay	CB	1993-95
Wyatt, Kevin	CB	1987	Walker, Bracy	S	1994, 1998-01
			Washington, Donald	DB	2009-11
#24			#28 - Retired		
Bartee, William	CB	2000-06	Haynes, Abner	RB	1960-65
Belser, Ceaser	DB	1968-71	#29		
Ellison, Willie	RB	1973-74	Belser, Jason	S	2001-02
Flowers, Brandon	CB	2008-13	Berry, Eric	S	2010-15
Green, Gary	CB	1977-83	Hill, Greg	RB	1993-97
Kaiser, Jason	CB	1998	Knight, Sammy	S	2005-06
Law, Ty	CB	2006-07	Lewis, Albert	CB	1983-93
McCray, Kelcie	S	2014	McMillian, Mark	CB	1997-98
McMillan, Erik	S	1993	Powers, Clyde	S	1978
Pearson, Jayice	CB	1986-92	Savage, Dantrell	RB	2008-09
Terry, Doug	S	1992-95	Washington, Brian	S	1995-96
Williamson, Fred	DB	1965-67	Williams, Robert	CB	1998-99
Wright, Felix	S	1993	#30		
#25			Bayless, Martin	S	1992-93, 1995-96
Charles, Jamaal	RB	2008-15	Bennett, Donnell	RB	1994-00
Collins, Mark	CB/S	1994-96	Bledsoe, Curtis	RB	1981-82
Copeland, Danny	S	1989-90	Brown, Jalil	DB	2011-12
Epps, Jack	S	1987	Brown, Mike	S	2009
Hollis, David	DB	1988	Carruth, Paul Ott	RB	1989
Nix, Doyle	DB	1961	Colclough, Ricardo	CB	2008-09
Pitts, Frank	WR	1965-71	Fleming, Jamell	CB	2014-15
Stradford, Troy	RB	1991	Harris, Gilbert	RB	2007
Terry, Doug	S	1992-95	Miller, Cleophus	RB	1974-75
Tongue, Reggie	S	1996-99	Richardson, Gloster	WR	1967-70
Warner, Charley	DB	1963-64	Richardson, Mike	CB	2009-10
Wesley, Greg	S	2000-07	Robinson, Mark	S	1984-87
Wesson, Ricky	CB	1977	Sams, B.J.	KR	2008
#26			Spikes, Jack	RB/K	1960-64
Adams, Vashone	S	1998	Washington, Dewayne	CB	2005
Allen, Taje	CB	2001-02	West, Lyle	S	2002-03
Barbaro, Gary	S	1976-82	#31		
Battle, Jackie	RB	2007-11	Cooper, Marcus	CB	2013-15
Battle, Julian	CB	2003-05	Hartman, Tysyn	DB	2012
Bennett, Michael	RB	2006-07	Holmes, Priest	RB	2001-07
Comings, Sanders	S	2013-14	Kinney, Jeff	RB	1972-76
Dishman, Cris	CB	1999	Leggett, Maurice	CB/S	2008-10
Dozier, Cornelius	S	1987	Reese, Jerry	S	1979-80
Hakim, Saalim	DB	2015	Ross, Kevin	CB	1984-93, '97
Jackson, Frank	WR	1961-65	Thomas, Jewel	RB	1983
Lane, Skip	CB/S	1984	Woods, Jerome	CB	1996-05
Lowe, Paul	RB	1968-69	#32		
Oliver, Muhammed	CB	1993	Agee, Tommie	RB	1989
Palmer, Paul	RB	1987-88	Allen, Marcus	RB	1993-97
Porter, Lewis	E	1970	Dickinson, Bo	RB	1960-61
Routt, Stanford	CB	2012	Draughn, Shaun	RB	2011
Watson, Tim	S	1993-95	Gray, Cyrus	RB	2012-14
West, Robert	WR	1972-73	Horton, Ethan	RB	1985
#27			Johnson, Jack	DB	1961
Branch, Tyvon	S	2015	Jones, Doug	DB	1973-74
Brown, Theotis	RB	1983-84	McClinton, Curtis	RB	1962-69
Coleman, Kurt	S	2014	Moriarty, Larry	RB	1986-88
Elam, Abram	S	2012	Reed, Tony	RB	1977-80
Green, Woody	RB	1974-76	Terry, Doug	S	1992-95
Hill, Greg	RB	1994-97	#33 - Retired		
Johnson, Larry	RB	2003-09	Johnson, Curley	HB	1960
Julien, Jarmar	RB	2002	Johnson, Stone	RB	1963
Kratzer, Dan	WR	1973	Pricer, Bill	RB	1961
Milo, Ray	S	1978			
Porter, Kevin	S	1988-92			
Rose, Donovan	CB	1980			

#34		
Brackenridge, Tyron	CB	2007-08
Burruss, Lloyd	S	1981-91
Carter, Dale	CB	1992-98
Cloud, Michael	RB	1999-02
Daniels, Travis	CB	2009-12
Davis, Knile	RB	2013-15
Haslip, Wilbert	RB	1979
Johnson, Larry	RB	2003-09
Macklin, David	CB	2008
Payton, Eddie	KR	1978

#35		
Atkins, Larry	S/LB	1999-02
Barksdale, Rashad	CB	2007
Belton, Horace	RB	1978-81
Celestin, Oliver	S	2008
Demps, Quintin	S	2013
Johnson, Melvin	S	1998
Okoye, Christian	RB	1987-92
Otis, Jim	RB	1971-72
Pile, Willie	S	2004
Price, Ricky	S	2009-10
Reeves, Jacques	CB	2012
Stover, Smokey	LB	1960-66
Thomas, Ken	RB	1983
Walls, Lenny	CB	2006
West, Charcandrick	RB	2014-15
White, William	S	1994-96

#36 - Retired		
Daniels, Clemon	DB	1960
Hill, Mack Lee	RB	1964-65

#37 - Retired		
Collier, Tim	CB	1976-79
Delaney, Joe	RB	1981-82

#38		
Anders, Kimble	FB	1991-00
Bragg, Michael	CB	2006
Brannon, Solomon	DB	1965-66
Brown, Dee	RB	2005-06
Finley, Clint	S	2002-03
Gunter, Michael	RB	1984
Hayes, Wendell	RB	1968-74
Johnson, Tervaris	RB	2010
Loveall, Calvin	CB	1988
Morgan, DaJuan	S	2008-09
Odom, Ricky	S	1978
Parker, Ron	CB	2013-15
Roquemore, Durwood	CB	1982-83
Thomas, Carlton	CB	1987
Thorpe, Neiko	DB	2012

#39		
Abdullah, Husain	S	2013-15
Bailey, Mark	RB	1977-78
Carr, Brandon	CB	2008-11
Crockett, Ray	CB	2001-02
Everett, Eric	CB	1991
Griffin, Stephen	RB	1987
Morris, Bam	RB	1999
Moser, Rick	RB	1981
Pickens, Bruce	CB	1993
Ross, Derrick	RB	2006
Thompson, Del	RB	1982

#40		
-----	--	--

Bell, Billy	CB	1991
Davis, Ricky	S	1977
Green, Boyce	RB	1986
Harris, Corey	CB	2001-03
Hasty, James	CB	1995-00
Hillis, Peyton	RB	2012
Jackson, Charlie	DT	1960
Lacy, Ken	RB	1984-85, '87
Mack, Cedric	CB	1992
Marsalis, Jim	CB	1969-75
Walker, Bracy	S	1994, 1998-00
Williams, Javarris	RB	2009
Williams, Lawrence	WR	1976-77
Williams, Robert	CB	1993

#41		
Bates, Jackie	CB	2010
Christopher, Herb	S	1979-82
Connot, Scott	S	2004
Crawford, Keith	S	1998
Dennis, Pat	CB	2000-01
Dressler, Doug	RB	1975
Evans, James	RB	1987
Hill, Kenny	S	1989
Jankowski, Bruce	WR	1971-72
Jenkins, Keyvan	RB	1988
Johnson, Darrius	CB	2003
McCarthy, Kyle	DB	2012
Parker, Anthony	CB	1991
Pippens, Woodie	RB	1987
Tongue, Reggie	S	1996-99
Whitmore, David	S	1993-94
Winchester, James	LS	2015

#42		
Carter, M.L.	CB	1979-81
Cox, Mike	FB	2008-10
Cruz, Ronnie	RB	2005-06
Donaldson, Jeff	S	1990
Harts, Shaunard	S	2001-04
Lane, MacArthur	RB	1975-78
Malone, Darrell	CB	1992
Mincy, Charles	S	1991-94
Piscitelli, Sabby	S	2011
Ricks, Lawrence	RB	1983-84
Robinson, Johnny	S/HB	1960-71
Sherman, Anthony	FB	2013-15
Smith, Jeff	RB	1985-86
Washington, Tim	CB	1982

#43		
Bolden, Juran	CB	1999
Brockington, John	RB	1977
Easy, Omar	FB	2002-04
Gafford, Thomas	LS	2008-14
Hanoian, Greg	FB	2006
Jackson, Billy	RB	1981-84
Jones, Bill	RB	1990-92
Parker, Robert	RB	1987
Pruitt, Mike	RB	1985-86
Thomas, Bill	RB	1974
Williams, Jermaine	FB	2001

#44		
Anderson, Darren	CB	1994-97
Harris, Eric	CB	1980-82
Harris, Jimmy	DB	1960-61
Heard, Herman	RB	1984-89
Kelley, Ed	DB	1961

McClain, Le’Ron	FB	2011	McNair, Todd	RB	1989-93, 1996
Page, Jarrad	S	2006-09	Menzie, De’Quan	DB	2012
Parker, Kerry	CB	1984	Perry, Ed	TE	2005
Thompson, Leroy	RB	1995	Popson, Ted	TE	1997-98
Warfield, Eric	CB	1998-05	Stowers, Tommie	RB	1994
Williams, Harvey	RB	1991-93	Taylor, Steve	S	1976
Williams, Jerrol	LB	1994	Washington, Brian	S	1995-96
Wilson, Jerrel	P	1963-77	Wood, Duane	DB	1960-64

#45

Baber, Billy	TE	2001-03
Brooks, Bucky	CB	1997-98
Bryant, Trent	CB	1982-83, '87
Eachus, Nate	RB	2012
Grayson, Dave	DB	1961-64
Holmes, Robert	RB	1968-71
Johnson, Jimmie	TE	1994
Johnson, Sidney	CB	1988
LaGrand, Morris	RB	1975
Maxey, Marcus	CB	2006
McNeil, Pat	RB	1976-77
Merritt, Michael	TE	2008
Petry, Stan	CB	1989-91
Pope, Leonard	TE	2009-11
Saxon, James	RB	1988-91
Stargell, Tony	CB	1996
Talton, Ken	RB	1980
Thomas, Gene	FB	1966-67
Thompson, Ernie	RB	1993

#46

Brock, Kevin	TE	2013
Castille, Tim	RB	2009-10
Clemons, Michael	RB	1987
Dombroski, Paul	S	1980-81
Fields, Jitter	RB	1987
Gray, Tim	S	1976-78
Grigsby, Boomer	FB/LB	2005-07
Jones, Dominique	TE	2013
Jones, Victor	RB	1994
Kearney, Jim	DB	1967-75
King, Bruce	RB	1985-86
Moreau, Frank	RB	2000
Smith, Noland	WR	1967-69
Thompson, Bennie	S	1992-93
Washington, Charles	DB	1990-91
Williams, Robert	CB	1998-99
Zaruba, Carroll	DB	1960

#47

Golub, Chris	S	1977
Hodge, Alphonso	CB	2005-06
Martin, Don	CB	1975
McGraw, Jon	S	2007-11
Osley, Willie	DB	1974
Scott, Todd	S	1997
Smith, Chris	WR	1973

#48

Allen, Nate	CB	1971-74
Burgmeier, Ted	S	1978
Colter, Jeff	DB	1987
Gafford, Thomas	LS	2008-09
Gamble, Kenny	RB	1988-90
Hadnot, James	RB	1980-83
Jones, E.J.	RB	1985
Lane, Garcia	CB	1985, 1987
Langford, Reshard	S	2009-11
McDougald, Bradley	S	2013

#49

Bograkus, Steve	S	1976
DiMarco, Patrick	FB	2012
Gay, Matt	S	1994
Jackson, Gerald	S	1979
Nelson, Teddy	CB	1987
Pollard, Bernard	S	2006-08
Richardson, Tony	FB	1995-05
Sorensen, Daniel	S	2014-15
Thomas, Charlie	RB	1975

#50

Anderson, Erick	LB	1992-93
Atkins, Larry	S/LB	1999-02
Barton, Jim	C	1960
Boiman, Rocky	LB	2008
Caveness, Ronnie	LB	1965
Daniels, Calvin	LB	1982-85
Davis, Anthony	LB	1994-98
Del Rio, Jack	LB	1987-88
Harris, Napoleon	LB	2007-08
Houston, Justin	LB	2011-15
Kearney, Tim	LB	1975
McGovern, Rob	LB	1989-90
Mitchell, Kawika	LB	2003-06
Oriad, Mike	C	1970-73
Peterson, Cal	LB	1979-81
Sanders, Clarence	LB	1978
Thornbladh, Bob	LB	1974
Vrabel, Mike	LB	2009-10

#51

Bush, Lew	LB	2000-02
Cadrez, Glenn	LB	2001-02
Darche, Jean-Philippe	LS	2007-08
Donnalley, Rick	C	1986-87
Fraser, Jim	LB	1965
Fujita, Scott	LB	2002-04
Grigsby, Boomer	FB/LB	2005-07
Jackson, Charles	LB	1978-84
Lingner, Adam	C	1983-86, 1988
Lynch, Jim	LB	1967-77
Manusky, Greg	LB	1994-99
Marts, Lonnie	LB	1991-93
Mays, Corey	LB	2009-10
Miller, Gabe	LB	2011
Zombo, Frank	LB	2013-15

#52

Abell, Bud	LB	1966-68
Anderson, Charlie	LB	2010
Beisel, Monty	LB	2001-04, 2009
Caver, Quinton	LB	2002-04
Gatewood, Curtis	LB	2008
Herron, David	LB	2009
Howard, Thomas	LB	1977-83
Humphrey, Tom	C	1974
Hyde, Glenn	C	1987
Johnson, James-Michael	LB	2013-14
Jolly, Ken	LB	1984-85

Kershaw, William	LB	2006-07	Hackett, Dino	LB	1986-92
Olsen, Orrin	C/G	1976	Haynes, Louis	LB	1982-83
O'Neal, Andre	LB	2000-01	Johnson, Derrick	LB	2005-15
Pimentel, Mickey	LB	2007	Simmons, Wayne	LB	1997-98
Rogers, Tracy	LB	1990-96	Stills, Gary	LB/DE	1999-05
Siler, Brandon	LB	2011-12	#57		
Snipes, Angelo	LB	1987-89	Baldwin, Johnny	LB	2007
Walden, Erik	LB	2008	Blanton, Jerry	LB	1979-85
#53			Cole, Justin	LB	2010
Andrews, Billy	LB	1976-77	Dacus, Weston	LB	2008-09
Avery, Ken	LB	1975	Elrod, Jimbo	LB	1976-78
Griffin, Kris	LB	2005-06	Harrell, James	LB	1987
Hamilton, Rick	DE	1994-95	Holmes, Bruce	LB	1987
Howard, Todd	LB	1987-88	Houston, Bobby	LB	1997
Jones, Fred	LB	2003-04	Jamison, George	LB	1994-96
Mays, Joe	LB	2014	Johnson, Nico	LB	2013
Moten, Gary	LB	1987	Martin, Chris	LB	1988-92
Patton, Marvcur	LB	1999-02	Maslowski, Mike	LB	1999-04
Paul, Whitney	DE/LB	1976-81, 1986	Palewicz, Al	LB	1973-75
Rush, Bob	C	1983-85	Willard, Jerrott	LB	1998
Stephens, Santo	LB	1993	Williams, Leon	LB	2012
Webster, Mike	C	1989-90	#58 - Retired		
Williams, Demorrio	LB	2008-11	Baugh, Tom	C	1986-88
Wilson, Ramik	LB	2015	Martin, Dave	LB	1968
#54			Potter, Steve	LB	1983
Ashley, Walker Lee	LB	1989	Rice, Andrew	DT	1966-67
Cofield, Tim	LB	1986-88	Rudnay, Jack	C	1970-82
Favors, Greg	LB	1998	Thomas, Derrick	LB	1989-99
Greene, Ted	LB	1960-62	Thompson, Arland	G	1987
Hudock, Mike	C	1967	#59		
Manumaleuga, Frank	LB	1979-81	Barber, Shawn	LB	2003-05
Moses, Dezman	LB	2013-14	Belcher, Jovan	LB	2009-12
Simien, Tracy	LB	1991-97	Burks, Ray	LB	1977
Walker, James	LB	1983	Cadrez, Glenn	LB	2001-02
Waters, Brian	G	2000-10	Edwards, Donnie	LB	1996-01, 2007-08
Werner, Clyde	LB	1970-74, 1976	Fields, Jaime	LB	1993-95
#55			Franklin, Jerry	LB	2014
Best, Keith	LB	1972	Harvey, Stacy	LB	1989
Cooper, Louis	LB	1985-90	Hawkins, Andy	LB	1988
Dimmick, Tom	C	1960	Kelly, Colin	OL	2013
Dumas, Troy	LB	1995-97	March, Justin	LB	2015
Ford, Dee	LB	2014-15	Snow, Percy	LB	1990-92
George, Ron	LB	1998-00	Spani, Gary	LB	1978-86
Holub, E.J.	C/LB	1961-70	#60		
Jordan, Akeem	LB	2013	Baab, Mike	C	1992
Kehl, Bryan	LB	2012	Daney, George	G	1968-74
Klug, Dave	LB	1981-83	De La Puente, Brian	G	2008
Peterson, Bill	LB	1975	Herkenhoff, Matt	T	1976-85
Randle, Ervin	LB	1991-92	Ingram, Byron	G	1987-88
Rogers, Justin	LB	2009	Leffew, Travis	T	2007
Rozumek, Dave	LB	1976-79	Lindstrom, Chris	DE	1987
Scanlon, Rich	LB	2004-06	Ndukwe, Ikechuku	G/T	2009
Sheffield, Cameron	LB	2010-12	Reynolds, Al	G	1960-67
Stams, Frank	LB	1995	Terry, Chris	T	2006-07
Stills, Gary	LB/DE	1999-05	Willis, Donald	G	2000-04
Thomas, Pat	LB	2007-08	#61		
#56			Adickes, Mark	G	1986-89
Ale, Arnold	LB	1994	Biodrowski, Dennis	G	1963-67
Ane, Charlie	C	1975-80	Brown, Colin	G	2009
Beisel, Monty	LB/DE	2001-04, 2009	Burton, Antwon	DT	2008
Bush, Lew	LB	2000-02	Cadwell, John	G	1961
Cancik, Phil	LB	1981	Culp, Curley	DT	1968-74
Corey, Walt	LB	1960-66	Fazier, Cliff	DT	1977
Dixon, Ernest	LB	1998	Grunhard, Tim	C	1990-00
Graham, Tom	LB	1974			

Hudson, Bob	LB	1960	Doubiago, Dan	WR	1978
Hudson, Rodney	G/C	2011-14	Frazier, Wayne	C	1966-67
Morse, Mitch	C	2015	Frey, Dick	DE	1960
Parrish, Don	NT	1978-82	Grubbs, Ben	G	2015
Sharpe, Montique	DT	2003	Harris, Darryl	G	2009
Stallings, Tre	G	2006-07	Hochstein, Russ	G	2012
Zamberlin, John	LB	1983-84	Ingram, Johnathan	C	2004-05
#62			Newson, Tony	LB	2002
Alleman, Andy	C/G	2009	Rasley, Rocky	G	1975
Chilton, Gene	G/C	1989	Riley, Victor	T	1998-01
Fournet, Sid	G	1960-61	Siglar, Ricky	T	1993-96, 1998
Helton, Darius	G	1977	Stein, Bob	LB	1969-72
Kirchbaum, Kelly	LB	1980	Wickert, Tom	G	1977
Liggett, Bob	DT	1970	Wilkerson, Jimmy	DE	2003-07
Lingner, Adam	C	1983-86, 1988	#67		
McLean, Ron	NT	1988	Andersen, Jason	G/C	2002
Parker, Glenn	G/T	1997-99	Black, James	DE	1987
Pietrzak, Jim	C	1987	Bober, Chris	G/T	2004-07
Story, Bill	G	1975	Kubik, Brad	G	1998-99
Thomas, Todd	C	1981	Larpenter, Carl	G	1962
Wiegmann, Casey	C	2001-07, 2010-11	Proby, Bryan	DT	1995
#63 - Retired			Ranglin, Rich	OL	2012
Lanier, Willie	LB	1967-77	Richardson, Barry	T	2008-11
Maas, Bill	NT/DE	1984-92	Seals, George	DT	1972-73
Olenchak, John	C/LB	1981-82	Stensrud, Mike	NT/DE	1988
Terrell, Marvin	G	1960-63	Still, Art	DE	1978-87
#64			Swoops, Patrick	NT	1991
Acker, Bill	NT/DE	1982, 1987	Wilson, Mike	G	1975
Beisler, Randy	G	1975	Word, Mark	DE	1999
Feehery, Gerry	C	1988	#68		
Harvey, James	G	1987-88	Auer, Scott	G/T	1984-85
Kirchner, Mark	T/G	1983	Bernhardt, Roger	G	1975
Krisher, Bill	G	1960-61	Harris, Ryan	T	2014
Kush, Eric	C	2013-14	Maneri, Steve	T	2011
Mattison, Bryan	C	2012	Morris, Michael	C	1989
Merz, Curt	G/DE	1962-68	Nunnery, R.B.	DT	1960
Munyer, Daniel	OL	2015	Shields, Will	G	1993-06
Oldermann, Bob	G	1985	Waldron, Dustin	T	2013
Niswanger, Rudy	C	2006-10	Walker, Wayne	K	1967
Ricketts, Tom	G	1993	#69		
Studdard, Les	C	1982	Allen, Jared	DE	2004-07
Tamm, Ralph	G	1997-99	Allotey, Victor	G	2001-02
Washington, Thomas	DT	2000	Blackshear, Jeff	G	2000
#65			Criswell, Jeff	T	1995-98
Adkins, Kevin	C	1987	DeBernardi, Fred	DE	1974
Black, Jordan	G/T	2003-06	Headrick, Sherrill	LB	1960-67
Condon, Tom	G	1974-84	Lokey, Derek	DT	2008-09
DiGiacomo, Curt	G	1988	Meisner, Greg	DE	1989-90
Fada, Rob	G	1985	Steinfeld, Al	C	1982
Gilliam, Jon	C	1961-67	Watkins, Rokevious	OL	2013
Henry, Ricky	G	2013	#70		
Kauahi, Kani	C	1992	Boone, Alfonso	DT	2007-08
Knapp, Lindsay	G/T	1993-94	Cannon, Mark	C	1989
Lilja, Ryan	G	2010-12	DeVito, Mike	DE	2013-15
Prudhomme, Remi	G	1968-69	Farrier, Curt	DT	1963-65
Smith, Jeff	C/G	1996-99	Gales, Dion	DE/DT	2009
Taylor, Herb	T	2007-08	Kelly, Bobby	T	1967
Threats, Jabbar	DE	2002	Lathrop, Kit	DE	1986
Washington, Tavares	G	2008	McElroy, Reggie	T	1993
Winters, Frank	G/C	1990-91	Mims, David	T	2011
#66			Nelson, Mark	T	1987
Bishop, Sonny	G	1962	Nicholson, Jim	T	1974-79
Budde, Brad	G	1980-86	Rourke, Jim	G	1980-84, 1986
Diamond, Bill	G	1963	Sally, Jerome	NT	1988
			Shields, Billy	T	1985

Smith, Dave	WR	1973	Graham, Derrick	T	1974-82
Smith, Sid	T	1970-72	Holmes, Pat	DE	1973
Spears, Marcus	T	1997-03	Jenkins, Trezelle	T	1995-97
Stone, Jack	T	1960	Keating, Tom	DT	1974-75
Wallace, Steve	T	1997	Koch, Pete	DE	1985-87
Williams, Stephen	DT	2006	Linkenbach, Jeff	G	2014
Woodard, Ray	DE	1987	Lloyd, Jeff	NT	1978
#71			Mangiero, Dino	NT	1980-83
Allen, Jeff	G	2012-15	Schwartz, Geoff	G/T	2013
Barndt, Tom	DT/G	1996-99	Smith, Wade	G/T	2008-09
Budde, Brad	G	1980-86	Trosch, Gene	DE	1967-69
Budde, Ed	G	1963-76	Turley, Kyle	T	2006-07
Carnahan, Andrew	T	2008	Wallace, Steve	T	1997
Collins, Ray	DT	1960-61	Williams, Brett	T	2003-04
Dohring, Tom	T	1992	Winston, Eric	T	2012
Freeman, Eddie	DE	2002-03	#75		
Gaither, Jared	T	2011	Dalton, Lional	DT	2004-06
Getz, Lee	G	1987	Eatman, Irv	T	1986-90
Kragen, Greg	DT	1994	Gardner, Ellis	T	1983
Lindstrom, Dave	DE	1978-85	Granderson, Rufus	T	1960
Magee, Alex	DE	2009-10	Hicks, Sylvester	DE	1971-81
McCleary, Norris	DT	2000-01	Johnson, Rishaw	T	2013
Svitek, Will	T	2005-07	Jones, Willie	DE	2000-02
Thorp, Don	DE	1988	Maddox, Bob	DE	1975-76
#72			Mays, Jerry	DT/DE	1961-70
Alford, Darnell	T	2000-02	McCleary, Norris	DT	2000-01
DiMidio, Tony	T	1966-67	McGlockton, Chester	DT	1998-00
Dorsey, Glenn	DE/DT	2008-12	McGlynn, Mike	G	2014
Fisher, Eric	T	2013-15	O'Callaghan, Ryan	T	2009-11
Johnson, Stan	NT	1978	Peay, Francis	T	1973-74
Lutz, David	G/T	1983-92	Pitoitua, Ropati	DE	2012
Maczuzak, John	DT	1964	Phillips, Joe	DT	1992-97
Murphy, Montez	DE	2006	Ross, Louis	DE	1975
Oates, Brad	T	1980-81	Taylor, Herb	T	2007-08
Parks, Nate	T	1997	#76		
Parquet, Jeremy	T	2005	Albert, Branden	T	2008-13
Rochester, Paul	DT	1960-63	Alt, John	T	1984-96
Siglar, Ricky	T	1993-96, 1998	Drougas, Tom	T	1974
Simons, Keith	DT	1976-77	Duvernay-Tardif, Laurent	T	2014-15
Smith, Franky	T	1980	Moorman, Mo	G	1968-72
Smith, Khreem	DE	2007	Napier, Walter (Buffalo)	DT	1960-61
Staysniak, Joe	G	1992	Rosdahl, Hatch	DE	1964-65
Villa, Danny	G	1993-96	Tait, John	T	1999-03
Walton, Wayne	G/T	1973-74	Taylor, Roger	T	1981
Williams, Sammy	T	1999	Walters, Rod	G	1976, 1978-80
#73			Welbourn, John	T	2004-07
Asamoah, Jon	G	2010-13	#77		
Dawson, Mike	NT	1984	Baldinger, Rich	T	1983-92
Fulton, Zach	G	2014-15	Catapano, Mike	DE	2013-14
Harris, Michael	C/G	1989	Getty, Charlie	T	1974-82
Hill, Dave	T	1963-74	Gregg, Kelly	DL	2011
Jones, Adrian	G/T	2007-08	McDaniels, Pellom	DE	1993-98
Jones, Willie	T	2000-02	McIntosh, Damion	T	2007-08
Jozwiak, Brian	G	1986-88	Roaf, Willie	T	2002-05
Palmer, Gery	G	1975	Rogers, Steve	T	1987
Sandidge, Tim	DT	2006	Tyrer, Jim	T	1961-73
Simmons, Bob	G	1977-83	#78 - Retired		
Swanson, Pete	G/T	1998	Bell, Bobby	LB	1963-74
Valerio, Joe	T	1991-95	Lee, Willie	DT	1976-77
Wolf, James	DT	1976	#79		
#74			Brown, Larry	T	1978-79
Acker, Bill	NT/DE	1982, 1987	Diamond, Charlie	T	1960-63
Cornelison, Jerry	T	1960-65	Dotson, Alphonse	DT	1965
Estes, Lawrence	DE	1975-76	Downing, Eric	DT	2001-03
Fanaika, Paul	OL	2015			

Gagner, Larry	G	1972	Hancock, Anthony	WR	1982-86
Goff, Mike	G	2009	Keelar, Bill	WR	1978
Hoppock, Doug	T	1987	Lothamer, Ed	DT	1964-69, 1971-72
Matusak, John	DT	1974-75	Miller, Bill	E	1962
Meyers, Jerry	DE	1980	Parker, Brian	TE	2015
Prater, Dean	DE	1982-83	Rucker, Martin	TE	2012
Sampson, Kevin	T	2004-06	Taylor, Kitrick	WR	1988
Stephenson, Donald	T	2012-15	Walker, Derrick	TE	1994-97
Szott, Dave	G	1990-00	Whitaker, Danta	TE	1990

#80

Barnes, Lew	WR	1989
Boss, Kevin	TE	2012
Cannon, Billy	TE	1970
Carolan, Reg	E	1964-68
Craig, Reggie	WR	1975-76
Dawson, Lake	WR	1994-97
Dirden, Johnny	WR	1979
Dorsey, Larry	WR	1978
Fasano, Anthony	TE	2013-14
Garcia, Bubba	WR	1980
Hamilton, Andy	WR	1973-74
Jones, Fred	WR	1990-93
Keel, Mark	TE	1987
Koss, Stein	TE	1987
Morton, Johnnie	WR	2002-04
Murphy, James	WR	1981
O'Shaughnessy, James	TE	2015
Parker, Larry	WR	1999-01
Romeo, Tony	E	1961
Shorthose, George	WR	1985
Tate, Willy	TE	1998
Wade, Bobby	WR	2009
Weathers, Clarence	WR	1989
Webb, Jeff	WR	2006-08
Williams, Mike	RB/TE	1979-81

#81

Allan, Michael	TE	2007
Avant, Jason	WR	2014-15
Boydston, Max	E	1960-61
Brooker, Tommy	E/K	1962-66
Colbert, Darrell	WR	1987-88
Darling, Devard	WR	2008-09
Gordon, Richard	TE	2013
Hannon, Chris	WR	2006
Hargain, Tony	WR	1992
Hines, Jimmy	E	1970
Horn, Chris	WR	2003-05
Jackson, Curtis	WR	2002-03
Jones, Hasson	WR	1993
Jones, Rod	TE	1987-88
Lockett, Kevin	WR	1997-00
McCarty, Mickey	TE	1969
Minnis, Marvin	WR	2001-02
Moeaki, Tony	TE	2010-13
Penn, Chris	WR	1994-96
Scott, Willie	TE	1972-73
Thomas, Robb	WR	1989-91
Upshaw, Marvin	DE	1970-75
White, Walter	TE	1975-79

#82

Alexander, Derrick	WR	1998-01
Barnes, Charley	E	1961
Barnett, Tim	WR	1991-93
Bowe, Dwayne	WR	2007-14
Butler, Gary	TE	1973
Hall, Dante	RB/WR	2000-06

#83

Blakely, Robert	WR	1982
Bradley, Mark	WR	2008-09
Brunson, Larry	WR	1974-77
Frazier, Willie	TE	1971-72
Gammon, Kendall	TE	2000-06
Gauntly, Steve	WR	1979
Harvey, Marvin	TE	1981
Hughes, Danan	WR	1993-98
Johnson, Lonnie	TE	1999
McRae, Jerrold	WR	1978
Paige, Stephone	WR	1983-91
Rucker, Martin	TE	2012
Sippio, Bobby	WR	2007
Smith, Michael	WR	1992
Trahan, John	WR	1987
Urban, Jerheme	WR	2010-11

#84

Arbanas, Fred	TE	1961-70
Bergey, Bruce	TE	1971
Briggs, Bob	DE	1974
Chambers, Chris	WR	2009-10
Coffman, Paul	TE	1986-87
Colbert, Keary	WR	2011
Davis, Willie	WR	1991-95
Dixon, Al	TE	1979-82
Engram, Bobby	WR	2009
Estell, Richard	WR	1987
Foschi, John Paul	TE	2008
Harris, Demetrius	TE	2014-15
Holston, Mike	WR	1985
Horn, Joe	WR	1996-99
Little, Dave	TE	1984
Masters, Billy	TE	1975-76
McGrath, Sean	TE	2013
Morris, Sylvester	WR	2000-03
Newsome, Jamar	WR	2012
Wade, Charlie	WR	1977
Ward, LaShaun	WR	2003
Wilson, Kris	TE/FB	2004-07
Worthen, Naz	WR	1989-90

#85

Bailey, Victor	WR	1995-96
Beckman, Ed	TE	1977-84
Bernet, Ed	E	1960
Boerigter, Marc	WR	2002-05
Drummond, Eddie	WR	2007
Franklin, Will	WR	2008
Gardner, Rod	WR	2006
Hayes, Jonathon	TE	1985-93
Hammond Jr., Frankie	WR	2014-15
Hull, Bill	DE	1962
Hurston, Chuck	DE	1965-70
Jacoby, Mitch	TE	1999
Johnson, Dick	E	1963
Johnson, Reggie	TE	1996
Martin, Eric	WR	1994

Nash, Kenny	WR	1987
O'Connell, Jake	TE	2009-12
Pearson, Barry	WR	1974-76
Perriman, Brett	WR	1997
Pupunu, Alfred	TE	1997
Ricks, Mikhael	WR/TE	2000-01
Roche, Brian	TE	1998
Slaughter, Webster	WR	1995
Young, Michael	WR	1994

#86 - Retired

Brown, Eric	WR	1987
Buchanan, Buck	DT	1963-75
Butler, Gerald	WR	1977
Davis, Dick	DE	1962
Harry, Emile	WR	1986-92
Miller, Paul	DE	1960-61
Samuels, Tony	TE	1977-80
Smith, J.T.	WR	1978-84

#87

Arnold, Walt	TE	1984-87
Bartrum, Mike	TE	1993
Branch, Mel	E	1960-65
Brown, Aaron	DE	1966-72
Cottam, Brad	TE	2008-10
Drayton, Troy	TE	2000
Dyal, Mike	TE	1992-93
Greene, Tracy	TE	1994
Kelce, Travis	TE	2013-14
Kennison, Eddie	WR	2001-07
Lohmeyer, John	DE	1973, 1975-77
Maneri, Steve	TE	2012
Montagne, Dave	WR	1987
Roberts, Alfredo	TE	1988-90
Rome, Stan	WR	1979-82
Sadowski, Troy	TE	1991
Strada, John	TE	1974
Thomas, Chris	WR	2001
Vanover, Tamarick	WR	1995-99
Wetzel, Ron	TE	1983

#88

Bailey, Victor	WR	1995-96
Becht, Anthony	TE	2011
Birden, J.J.	WR	1990-94
Burford, Chris	E	1960-67
Carson, Carlos	WR	1980-89
Gonzalez, Tony	TE	1997-08
Hemingway, Junior	WR	2012-14
Slaughter, Webster	WR	1995
Stroud, Morris	TE	1969-74
Walton, Riley	TE	1987
White, Walter	TE	1975-79

#89

Baldwin, Jonathan	WR	2011-12
Bryant, Bob	E	1960
Cash, Keith	TE	1992-96
Dunn, Jason	TE	2000-07
Gordon, Richard	TE	2013-14
Hodges, Eric	WR	1987
Holohan, Pete	TE	1991
Jeralds, Luther	DE	1961
Mandley, Pete	WR	1989-90
Marshall, Henry	WR	1976-87
Rison, Andre	WR	1997-99
Ryan, Sean	TE	2009
Supernaw, Phillip	TE	2014

Taylor, Otis	WR	1965-75
--------------	----	---------

#90

Anderson, Curtis	DE	1979
Bair, Brandon	DL	2011
Dixon, Ronnie	DT	1998
Hamm, Bob	DE	1985
Martin, Steve	DT	2000
Mauga, Josh	LB	2014-15
McBride, Turk	LB/DE	2007-09
Sims, Ryan	DT	2002-06
Smith, Kenny	DT	2009
Smith, Neil	DE	1988-96
Smith, Shaun	DT	2010, 2012
Williams, Tyrone	DE/DT	2001
Wooden, Terry	LB	1997

#91

Baldinger, Gary	DE	1986-88
Clavelle, Shannon	DT	1997
Hali, Tamba	DE/LB	2006-15
Kremer, Ken	NT	1979-84
Mumphrey, Lloyd	DE	1987
O'Neal, Leslie	DE	1998-99
Parten, Ty	DT	1997-98
Sands, Terdell	DT	2001
Scanlon, Rich	LB	2004-06
Truluck, R-Kal	DE	2002-03

#92

Downing, Eric	DT	2001-03
Gilberry, Wallace	DE	2008-11
Hall, Carlos	DE	2005
Harris, Bob	LB	1987
McCabe, Jerry	LB	1988
Mickell, Darren	DE	1992-95
Poe, Dontari	NT	2012-15
Reed, James	DT	2006-07
Stephens, Hal	DE	1985
Williams, Dan	DE	1997, 1999-01
Yakovonis, Ray	NT	1983

#93

Browning, John	DE/DT	1996-06
Dressel, Chris	TE	1989
Greenwood, Cory	LB	2010-12
Hardison, Dee	NT	1988
Holle, Eric	DE	1984-87
Junkin, Mike	LB	1989
King, David	DT	2015
Tyler, Tank	DT	2007-09

#94

Babin, Jason	DE	2008
Evans, Mike	DE	1992
Hicks, Kerry	DE/DT	1996-97
Hobgood-Chittick, Nate	DT	2001-02
Jackson, Tyson	DE	2009-13
McAlister, Ken	LB	1984-87
Nottage, Dexter	DE	1997
Siavii, Junior	DT	2004-05
Spann, Gary	LB	1988
Stedman, Troy	LB	1988
Traylor, Keith	DT	1995-96
Vickerson, Kevin	DT	2014

#95

Case, Frank	DE	1981
Clark, Bruce	DE	1989
Edwards, Ron	DT	2006-10

Fazier, Randy	LB	1987
Long, Khari	DE	2005
Manuel, Sean	TE	1998
Martin, Josh	LB/DE	2013-14
Paine, Jeff	LB	1984-85
Perry, Michael Dean	DT	1997
Powe, Jerrell	DL	2011-12
Ransom, Derrick	DT	1998-02
Sims, Tom	NT	1991-91, 1996

#96

Beisel, Monty	LB/DE	2001-04, 2009
Howard, Jaye	DT	2013-15
Jones, Fred	LB	1987
Newton, Tim	DT	1993-94
Pearson, Aaron	LB	1986-88
Rucker, Keith	DT	1997
Studebaker, Andy	LB/DE	2008-12
Wilkerson, Jimmy	DE	2003-07
Williams, Tyrone	DE/DT	2000

#97

Bailey, Allen	DL	2011-15
Fox, Keyaron	LB	2004-07
Holloway, Tony	LB	1987
Johnson, Ken	DE	1987
Johnston, Brian	DE	2008
Newson, Tony	LB	2002
Owens, Ritchie	DE	2001-02
Parten, Ty	DT	1997-00
Radecic, Scott	LB	1984-86
Reese, Allen	DT	2003
Saleaumua, Dan	DT	1989-96
Walters, Pierre	LB	2009

#98

Griffin, Leonard	DE	1986-93
Harris, Nate	LB	2007
Hicks, Eric	DE	1998-06
Square, Damion	DE	2014
Toribio, Anthony	DT	2010, 2012-13
Waldrop, Rob	DT	1994
Walker, John	DT	1987
Williams, Nick	DL	2014-15

#99

Bell, Kendrell	LB	2005-07
Bell, Mike	DE	1979-85, 1987-91
Booker, Vaughn	DE	1994-97
Clemons, Duane	DE	2000-02
Ellison, Atiyyah	DE	2010
Gordon, Amon	DL	2011
Holland, Darius	DT	1998
Holliday, Vonnice	DE	2003-04
Jackson, T.J.	DT	2008
Jones, Edgar	LB	2012
Ladd, Ernie	DT	1967-68
Love, Kyle	DT	2013
Nunez-Roches, Rakeem	DL	2015
Powe, Jerrell	DT	2013
Simoneau, Mark	LB	2010
Walker, Vance	DT	2014
Young, Wilbur	DE	1971-77

PLAYERS WHO WORE MORE THAN ONE JERSEY

64, 74	Acker, Bill	NT/DE	1982, 1987
35, 50	Atkins, Larry	LB/S	1999-01
85, 88	Bailey, Victor	WR	1995-96
24, 21	Bartee, William	S	2000-06
21, 30	Bayless, Martin	S	1992-93, 1995-96
52, 56, 96	Beisel, Monty	DE/LB	2001-04, 2009
38, 22	Brown, Dee	RB	2005-06
66, 71	Budde, Brad	G	1980-86
51, 56	Bush, Lew	LB	2000-01
51, 59	Cadrez, Glenn	LB	2001-02
11, 84	Chambers, Chris	WR	2009-10
23, 30	Colclough, Ricardo	CB	2008-09
79, 92	Downing, Eric	DT	2001-03
20, 32	Draughn, Shaun	RB	2011-12
43, 48	Gafford, Thomas	LS	2008-13
11, 18	Grbac, Elvis	QB	1997-00
46, 51	Grigsby, Boomer	FB/LB	2005-07
20, 82	Hall, Dante	RB/WR	2000-06
27, 29	Hill, Greg	RB	1994-97
14, 81	Jackson, Curtis	WR	2002-03
27, 34	Johnson, Larry	RB	2003-09
9, 11	Jones, Reggie	WR	1997, 2001
73, 75	Jones, Willie	T	2000-02
51, 62	Linger, Adam	C	1983-86, 1988
71, 75	McCleary, Norris	DT	2000-01
66, 97	Newson, Tony	LB	2002
91, 97	Parten, Ty	DT	1997-00
95, 99	Powe, Jerrell	DT	2011-13
23, 30	Richardson, Mike	CB	2009-10
21, 45	Saxon, James	RB	1988-91
91, 55	Scanlon, Rich	LB	2004-06
66, 72	Siglar, Ricky	T	1993-96, 1998
85, 88	Slaughter, Webster	WR	1995
1, 46	Smith, Noland	WR	1967-69
21, 27	Smith, Sean	CB	2013-14
12, 13	Stanzi, Ricky	QB	2011-12
55, 56	Stills, Gary	LB/DE	2000-05
65, 75	Taylor, Herb	T	2007-08
24, 25, 32	Terry, Doug	S	1992-95
25, 41	Tongue, Reggie	S	1996-99
40, 27	Walker, Bracy	S	1994, 1998-00
70, 74	Wallace, Steve	T	1997
29, 48	Washington, Brian	S	1995-96
20, 27	Washington, Donald	S/CB	2009-11
81, 88	White, Walter	TE	1975-79
66, 96	Wilkerson, Jimmy	DE	2003-07
22, 44	Williams, Harvey	RB	1991-93
46, 29	Williams, Robert	CB	1998-99
90, 96	Williams, Tyrone	DE/DT	2000-01
21, 31	Woods, Jerome	S	1996-05

JERSEYS WORN BY JUST ONE PLAYER

16	Len Dawson	QB	1962-75
28	Abner Haynes	RB	1960-64

MOST FREQUENTLY ISSUED NUMBER

85	Worn by 24 different players	1960-15
----	------------------------------	---------

All-Time Assistant Coaches



Coach	Position	Years			
Abernethy, Rick	Strength and Conditioning	1979-82	Gailey, Chan	Offensive Coordinator	2008
Adolph, Dave	Def. Coordinator/LBs	1992-94	Galbraith, Marty	Offensive Line	1985
	Asst. Head Coach/LBs	1999	Gansz, Frank	Special Teams and TEs	1981-82
Anderson, Richie	Wide Receivers	2010-11	Gansz Jr., Frank	Asst. Head Coach/Spec. Teams	1986
Arians, Bruce	Running Backs	1989-92	Ghilotti, Bob	Special Teams	2001-05
Ball, Russ	Asst. Strength and Cond.	1989-96	Gibbs, Alex	Offensive Ends	1962-63
	Adm. Asst. to the H.C.	1997-98	Gibbs, David	Offensive Line	1993-94
Beake, John	Offensive Backfield	1968-74	Gibbs, Gary	Defensive Backs	2006-08
Beckman, Ed	Special Teams	1987-88	Giunta, Peter	Linebackers	2009-16
Bettis, Tom	Defensive Backs	1966-76, '88	Graber, Doug	Defensive Backs	2001-05
	Def. Coordinator/DBs	1977		DBs/Def. Quality Control	1983-84
Bicknell, Bob	Asst. Offensive Line	2007	Hackett, Paul	Defensive Backs	1985-86
	Offensive Line	2008		Off. Coordinator/QBs	1993-94
	Tight Ends	2009	Hairston, Carl	Off. Coordinator	1995-97
Bicknell, Jack	Offensive Line	2012	Harris, Al	Defensive Line	1995-96, 2001-05
Bieniemy, Eric	Running Backs	2013-16	Hatley, Mark	Defensive Asst./Secondary	2013-16
Blackmon, Don	Linebackers	2006-07	Heck, Andy	Def. Quality Control/LBs	1987
Bradford, Ronnie	Defensive Assistant	2009	Helm, J. D.	Offensive Line	2013-16
Brasher, Tommy	Defensive Line	2013-16		Offensive Backs	1982
Brazil, Dave	Defensive Assistant	1984-86		Off. Asst./Quality Control	1983-84
	Defensive Backs	1987		Offensive Asst.	1985-86
	Linebackers	1988		Off. Quality Control/TEs	1987
Bresnahan, Tom	Offensive Line	1981-82	Hewgley, C.T.	Tight Ends	1988
Brewster, Darrel	Offensive Ends	1964-73	Hoffman, Steve	Linemen/Strength and Cond.	1983-88
"Pete"			Hostler, Jim	Special Teams	2009-11
Bunting, John	Defensive Assistant	1993-94	Hughes, Ed	Off. Asst./Quality Control	2000
	Linebackers	1995-96	Humenuik, Rod	Defensive Backs	1960-62
Carson, Bud	Def. Coordinator/DBs	1983	Hurd, Jeff	OL/Running Game	1983-84
Carthon, Maurice	Asst. Head Coach	2009-12	Hur, Jeff	Strength and Conditioning	1998-06
Catlin, Tom	Defensive Backs	1960-65	James, Lionel	Running Backs	1998
Childress, Brad	Spread Game/Special Projects ...	2013-15	Joiner, Charlie	Wide Receivers	2001-07
	Co-Offensive Coordinator	2016	Karmelowicz, Bob	Defensive Line	1997-05
Chung, Eugene	Assistant Offensive Line	2013-15	Kazadi, Kaz	Strength and Cond. Asst.	2006
Christiansen, Jack	Offensive Asst.	1977	Ketchum, Mike	Off. Asst./Quality Control	2006
Cignetti, Jr., Frank	Off. Asst./Quality Control	1999		Defensive Asst.	2007
Clark, Mike	Strength and Cond.	2010-12	Krumrie, Tim	Defensive Asst./Asst. LBs	2008
Clements, Tom	Quarterbacks	2000	Lavan, Al	Defensive Line	2006-09
Cooter, Jim Bob	Offensive Quality Control	2012	Lawrence, Don	Running Backs	1999-00
Corey, Walt	Linebackers	1971-74		Special Teams	1980
	Defensive Line	1978-80, 83-85		Running Backs	1981-82
	Defensive Backs	1981-82	Long, Billy	Defensive Line	1987-88
	Def. Coordinator/LBs	1986	Lowe, Woodrow	Asst. Strength and Cond.	2001-06
Costello, Vince	Def. Coordinator	1975-76		Def. Asst./	
Cottrell, Ted	Linebackers	1981-82		Asst. Special Teams	1995-97
Cowher, Bill	Def. Coordinator/LBs	1989-91	Mann, Richard	Linebackers	1998
Crennel, Romeo	Defensive Coordinator	2010-11	Matsko, John	Wide Receivers	1999-00
Crittenden, Travis	Asst. Strength & Cond.	2013-16	Matthaei, Corey	Offensive Line	2006-07
Culley, David	Asst. H.C./Wide Receivers	2013-16	Matthews, Billie	Assistant Quarterbacks	2013-16
Cunningham, Gunther	Def. Coordinator	1995-96, '98	Mauck, Carl	Running Backs	1987-88
	Def. Coordinator/LBs	1997, '08	McCarthy, Mike	Offensive Line	1986-88
	Def. Coordinator	2004-07		Off. Asst./Quality Control	1993-94
Curl, Dick	Asst. to the H.C./Offense	2006	McCulley, Pete	Quarterbacks	1995-98
	Asst. to the H.C./QB's	2007-08	McMahon, Tom	Quarterbacks	1983-86
Daboll, Brian	Offensive Coordinator	2012	Melvin, Tom	Special Teams	2012
D'Alessandris, Joe	Asst. Offensive Line	2008-09	Mills, Chuck	Tight Ends	2013-16
Dalton, Kay	Receivers	1978-79	Modkins, Curtis	Assistant Coach	1966
	Quarterbacks/Receivers	1980-82	Mudd, Howard	Running Backs	2008
	Inside Linebackers	1983	Muir, Bill	Offensive Line	1989-92
	Def. Coord./Inside LBs	1984-85		Offensive Line	2009-10
Dean, Vernon	Assistant Defensive Backs	2003-05	Nagy, Matt	Offensive Coordinator/OL	2011
DeLeone, Mark	Assistant Linebackers	2013-16		Quarterbacks	2013-15
Dungy, Tony	Defensive Backs	1989-91	O'Boyle, Tommy	Co-Offensive Coordinator	2016
Eatman, Irv	Asst. Offensive Line	2001-05	O'Dea, Kevin	Assistant Coach	1966-74
Edwards, Herm	Defensive Backs	1993-94	O'Shea, Chad	Asst. Special Teams	2013
Embree, Jon	Tight Ends	2006-08	Olivo, Brock	Asst. Special Teams	2004-05
Erkenbeck, Jim	Offense/Tight Ends	1989-91	Ortmayer, Steve	Asst. Special Teams	2014-16
	Tight Ends/Offensive Asst.	1995-98	Pagac, Fred	Special Teams	1975-77
Fish, Jeff	Asst. Strength and Cond.	1999-00	Pagna, Tom	Linebackers	2004-05
Franklin, Chet	Offensive Coordinator	1975-76	Parker, Roberto	Offensive Backfield	1978-79
Frazier, Mike	Statistical Analysis Coord.	2013-16	Parmalee, Bernie	Asst. Strength and Cond.	1997-98
			Patullo, Kevin	Tight Ends	2010-12
				Offensive Quality Control	2007-08

Pederson, Doug	Offensive Coordinator	2013-15			Defensive Backs	1995-98
					Def. Coordinator	1999-00
Peete, Willie	Offensive Backs	1983-86	Sefcik, George		Off. Coordinator	1988
Pendergast, Clancy	Defensive Coordinator	2009	Shaw, Willie		Asst. Head Coach/DBs	2000
Pendry, Joe	Off. Coordinator	1989-92	Shea, Terry		Quarterbacks	2001-03, 2005-06
Perles, Pat	Defensive Quality Control	2009	Shell, Art		Offensive Line	1995-96
	Assistant Offensive Line	2010-11	Sirianni, Nick		Offensive Quality Control	2009-11
Pleasant, Anthony	Defensive Line	2010-12			Wide Receivers	2012
Pratt, Tom	Defensive Line	1963-77, '89-94	Smith, Cedric		Strength and Conditioning	2007-09
	Asst. Defensive Line	2000	Smith, Otis		Def. Quality Control	2010-12
Price, Eric	Wide Receivers	2008	Smith, Homer		Off. Coordinator/QBs	1987
Priefer, Mike	Special Teams	2006-08	Solari, Mike		Offensive Line	1997-05
Raye, Jimmy	Offense/Tight Ends	1992			Offensive Coordinator	2006-07
	Running Backs	1993-97	Spencer, Joe		Offensive Line	1975-80
	Off. Coordinator	1998-00	Stock, Mike		Special Teams	1995-00
Redding, Dave	Strength and Conditioning	1989-97	Sutton, Bob		Defensive Coordinator	2013-16
Reid, Andy	Head Coach	2013-16	Swinton, Darius		Special Teams QC	2012
Reid, Britt	Assistant Defensive Line	2013-16	Thomas, Emmitt		Defensive Backs	2010-16
Roach, Dick	Defensive Backs	1978-80	Toub, Dave		Special Teams Coordinator	2013-16
Robinson, Greg	Def. Coordinator	2001-03	Vechiarella, Jim		Outside LBs/Sp. Teams	1983-85
Ross, Bobby	Special Teams	1978-79	Verduzco, Jason		Off. Asst./Quality Control	2001-03
	Offensive Backs	1980-81			Quarterbacks	2004
Rossley, Tom	Quarterbacks	1999			Tight Ends	2005
Rowen, Keith	Tight Ends	1999-04	Vitt, Joe		Linebackers	2000-03
Roy, Alvin	Strength and Conditioning	1968-72	Wainwright, Nate		Mgr. of Football Admin.	2006-07
Rubin, Barry	Strength and Conditioning	2013-16			Mgr. of FB Admin/Player Dev.	2008
Rust, Rod	Def. Coordinator/LBs	1978-81	Waller, Ron		Research and Development	1982
	Def. Coordinator	1982, '88	Wallis, Darwin		Def. Asst./Quality Control	1989-07
Salazar, Brent	Asst. Strength & Cond.	2007-15	Walsh, Bill		Offensive Line	1960-74
Saunders, Al	Wide Receivers	1989-91	Ward, Dedric		Wide Receivers	2009
	Asst. H.C./Receivers	1992-98	Weis, Charlie		Offensive Coordinator	2010
	Asst. H.C./Off. Coordinator	2001-05	White, Mike		Director of Football Adm.	2001-05
Saunders, Bob	Offensive Assistant	2004-05	Williamson, Richard		Receivers	1983-86
Saxon, James	Running Backs	2001-07	Wilson, Eddie		Receivers	1974
Schnelker, Bob	Offensive Asst./Receivers	1975	Wood, Richard		Receivers	1987-88
	Receivers	1976	Young, John Paul		Defensive Line	1986
	Off. Coordinator	1977			Def. Coordinator/LBs	1987
Schottenheimer, Brian	Off. Asst./Quality Control	1998	Zimmer, Adam		Def. Assistant/Asst. LBs	2010-12
Schottenheimer, Kurt	Special Teams	1989-92	Zook, Ron		Defensive Backs	1999
	Special Teams/Tight Ends	1993-94	Zorn, Jim		Quarterbacks	2011-12

ALL-TIME COORDINATORS

OFFENSIVE COORDINATORS

Chet Franklin	1975-76
Bob Schnelker	1977
Homer Smith	1987
George Sefcik	1988
Joe Pendry	1989-92
Paul Hackett	1993-97
Jimmy Raye	1998-00
Al Saunders	2001-05
Mike Solari	2006-07
Chan Gailey	2008
Charlie Weis	2010
Bill Muir	2011
Brian Daboll	2012
Doug Pederson	2013-15
Brad Childress*	2016
Matt Nagy*	2016

*Co-Offensive Coordinators

DEFENSIVE COORDINATORS

Vince Costello	1975-76
Tom Bettis	1977
Rod Rust	1978-82
Bud Carson	1983
Dan Daniel	1984-85
Walt Corey	1986

John Paul Young	1987
Rod Rust	1988
Bill Cowher	1989-91
Dave Adolph	1992-94
Gunther Cunningham	1995-98, 2004-08
Kurt Schottenheimer	1999-00
Greg Robinson	2001-03
Clancy Pendergast	2009
Romeo Crennel	2010-11
Bob Sutton	2013-16

SPECIAL TEAMS

Steve Ortmyer	1975-77
Bobby Ross	1978-79
Don Lawrence	1980
Frank Gansz	1981-82
Jim Vechiarella	1983-85
Frank Gansz	1986
Ed Beckman	1987
George Sefick	1988
Kurt Schottenheimer	1989-94
Mike Stock	1995-00
Frank Gansz, Jr.	2001-05
Mike Priefer	2006-08
Steve Hoffman	2009-11
Tom McMahon	2012
Dave Toub	2013-16

Notes: No assistant coaches were designated as coordinators during Hank Stram's tenure as head coach from 1960-74. The first assistants in Chiefs history to hold the title of coordinator or special teams coach came under head coach Paul Wiggins in 1975. Although subsequent staffs did not always specifically denote coordinators, every attempt has been made to indicate the offensive and defensive play-callers if it was an individual other than the head coach. Beginning with Frank Gansz's staff in 1987, three separate individuals have carried the titles of offensive and defensive coordinator, as well as special teams coach each subsequent season except for 2009 under Todd Haley. No assistant coaches were designated as coordinators during Hank Stram's tenure as head coach from 1960-74. The first assistants in Chiefs history to hold the title of coordinator or special teams coach came under head coach Paul Wiggins in 1975. Although subsequent staffs did not always specifically denote coordinators, every attempt has been made to indicate the offensive and defensive play-callers if it was an individual other than the head coach. Beginning with Frank Gansz's staff in 1987, three separate individuals have carried the titles of offensive and defensive coordinator, as well as special teams coach each subsequent season except for 2009 under Todd Haley. In 2016, Brad Childress and Matt Nagy were named Co-Offensive Coordinators.

All-Time Practice Squad



1989

Avery, Steve	RB	Northern Michigan
Chandler, Darren	WR	Georgia Southern
Chapman, Ted	DT	Maryland
Harris, Michael	C/G	Grambling
Harvey, Stacy	LB	Arizona State
Knapton, Jeff	DE	Wyoming
Jones, Bill	RB	S.W. Texas State
Mayes, Michael	CB	Louisiana State
McNair, Todd	RB	Temple
Molander, Scooter	QB	Colorado State
Oliver, Robert	WR	Western Michigan
Samuel, Peda	CB	Kansas
VanDruten, Richard	T	Abilene Christian
Ware, Reggie	RB	Auburn
Whitaker, Danta	TE	Mississippi Valley St.

1990

Birden, J.J.	WR	Oregon
Davis, Willie	WR	Central Arkansas
Sims, Tom	DT	Pittsburgh
Simien, Tracy	LB	TCU

1991

Davis, Willie	WR	Central Arkansas
Hudson, Craig	TE	Wisconsin
Malone, Darrell	CB	Jacksonville State
Miller, Scott	DE	Rutgers
Morris, Robert	DE	Valdosta State
Olive, Bobby	WR	Ohio State
Parker, Anthony	CB	Arizona State
Perez, Mike	QB	San Jose State
Snyder, Brent	QB	Utah State
Weatherspoon, Stephon	LB	Texas Tech

1992

Dohring, Tom	T	Michigan
Earle, John	C/G	Western Illinois
Goetz, Ron	LB	Minnesota
Jackson, Byron	WR	San Jose State
Lewis, Tahaun	CB	Nebraska
Malone, Darrell	CB	Jacksonville State
Marrow, Vince	TE	Toledo
McDaniels, Pellom	DE	Oregon State
Smith, Michael	WR	Kansas State
Stephens, Santo	LB	Temple

1993

Bartrum, Mike	TE	Marshall
DeGraffenreid, Allen	WR	Ohio State
Gay, Matt	WR/S	Kansas
Hughes, Danan	WR	Iowa
Jones, Jeff	WR	California
Knapp, Lindsay	T	Notre Dame
Lewis, Lance	RB	Nebraska
McWright, Robert	CB	Texas Christian
Montgomery, Fred	WR	New Mexico State
Ridgley, Troy	DT	Notre Dame
Shufelt, Pete	LB	Texas-El Paso
Turner, Darius	RB	Washington
Watson, Tim	S	Howard

1994

Anderson, Dunstan	DE	Tulsa
Carter, Perry	CB	Southern Mississippi
Daigle, Anthony	RB	Fresno State
DeGraffenreid, Allen	WR	Ohio State
Gay, Matt	WR/S	Kansas
Martin, Emerson	G	Hampton
Reece, John	CB	Nebraska
Woolfork, Ronnie	LB	Colorado
Wright-Fair, Shaumbe'	RB	Washington State

1995

Abrams, Anthony	DT	Clark (Ga.)
-----------------	----	-------------

Barndt, Tom	C/G	Pittsburgh
Carter, Perry	CB	Southern Mississippi
Davis, Don	LB	Kansas
Florine, Ron	T	Central Missouri State
Lewis, Scotty	DE	Baylor
Parks, Odell	LB	Navarro J.C.
Tagoai, Mu	G	Arizona
Tate, Willy	TE	Oregon
Williams, Robert	TE	Valdosta State

1996

Barnard, David	DT	Florida
Brew, Dorian	CB	Kansas
Coleman, Herb	DE/DT	Trinity International
Davis, Terence	WR	McNeese State
Dritlein, Michael	WR	Washburn
Hicks, Kerry	DE/DT	Colorado
Khayat, Bill	TE	Duke
Morris, Luther	TE	Northwestern
Robinson, Adrian	CB	Baylor
Senters, Michael	CB/WR	Northwestern
Smith, Eric	WR	LSU
Stamps, Harry	T/G	Oklahoma
Watkins, Michael	WR	N.E. Louisiana

1997

Byrd, Isaac	WR	Kansas
Capers, Byron	CB	Florida State
Cotton, Kotto	WR	Arkansas
Haynes, Jesse	RB	N.W. Missouri State
Rodgers, Anthony	WR	Cal-State Northridge
Smith, Mark	LB	Arkansas
Swanson, Pete	T	Stanford
Washington, Vann	S	West Virginia

1998

Ashman, Duane	DE	Virginia
Fontenot, Chris	TE	McNeese State
Haynes, Jesse	RB	N.W. Missouri State
Jones, Reggie	WR	LSU
Kaiser, Jason	CB	Culver-Stockton
Kubik, Brad	G	S.W. Missouri State
Pollack, Fred	G	Nebraska
Rosenstiel, Bob	TE	Eastern Illinois
Willard, Jerrott	LB	California
Williams, K.D.	LB	Henderson State

1999

Bailey, Troy	DE	Oregon
Garrett, Grant	C	Arkansas
Jackson, Ray	CB	Washington State
Kaiser, Jason	S	Culver-Stockton
King, Eric	G	Richmond
Kirby, Charles	FB	Virginia
McWashington, Shawn	WR	Washington State
Shay, Brian	RB	Emporia State
White, Ted	QB	Howard
Williams, Lemanzer	DE	Minnesota

2000

Blick, John	T	Penn State
Bruce, Arland	WR	Minnesota
Gall, Chris	FB	Indiana
Gholston, Kendrick	DE	Louisville
Hall, Ricky	WR	Virginia Tech
Jones, Willie	T	Grambling
Kitchings, Desmond	WR	Furman
McCleary, Norris	DT	East Carolina
McCullough, Andy	WR	Tennessee
McMullen, Kirk	TE	Pittsburgh
Rawlings, Josh	T	Minnesota
Scarlett, Noel	DT	Langston
Tisdale, Casey	LB	New Mexico

2001

Allotey, Victor	G	Indiana
------------------------	----------	----------------

Baber, Billy	TE	Virginia
Cason, Aveion	RB	Illinois State
Harts, Shaunard	S	Boise State
Hawkins, Ahmad	CB	Virginia
Klemic, Dave	WR	Northeastern
Layne, George	FB	Texas Christian
Moses, J.J.	WR	Iowa State

2002

Bingham, T.J.	DE	Ouachita Baptist
Blakley, Dwayne	TE	Missouri
Capel, John	WR	Florida
Finley, Clint	S	Nebraska
Julien, Jamar	RB	San Jose State
Landry, Michael	DE	Southern
Newson, Tony	LB	Utah State
Rogers, Kirk	WR	Hardin-Simmons
Truluck, R-Kal	DE	SUNY Cortland
White, Mitch	T	Oregon State

2003

Alford, Darnell	T	Boston College
Finley, Clint	S	Nebraska
Ford, Willie	CB	Syracuse
Hall, Joe	FB	Kansas State
Horn, Chris	WR	Rocky Mountain
Landry, Michael	DE	Southern
Pile, Willie	S	Virginia Tech
Reese, Allen	DT	Kansas State
Ward, LaShaun	WR	California

2004

Booth, John	WR	Mid-America Nazarene
Cheek, Steve	P	Humboldt State
Connot, Scott	S	South Dakota State
Cruz, Ronnie	RB	Northern State
Golliday, Aaron	TE	Nebraska
Horn, Chris	WR	Rocky Mountain
Ingram, Johnathan	C	San Diego State
Johnson, Aaron	C/G	Ball State
McIntyre, Jeris	WR	Auburn
Miller, Matt	G	Louisiana College
Scanlon, Rich	LB	Syracuse
Sharpe, Montique	DT	Wake Forest
Smith, McKenzie	RB	Washington State
Smith, Richard	WR	Arkansas
Stuber, Tim	G	Colorado State

2005

Connot, Scott	S	South Dakota State
Gado, Samkon	RB	Liberty
Golliday, Aaron	TE	Nebraska
Heyer, Peter	G	No College
Hodge, Alphonso	CB	Miami (Ohio)
Ingram, Johnathan	C	San Diego State
Long, Khari	DE	Baylor
McIntyre, Jeris	WR	Auburn
Smith, McKenzi	RB	Washington State
Thorpe, Crapnonso	WR	Florida State
Ville, Zach	DE	Missouri

2006

Bragg, Michael	CB	Texas A&M - Kingsville
Hannon, Chris	WR	Tennessee
Hanoian, Greg	FB	Syracuse
Ingram, Johnathan	C	San Diego State
Johnson, Adam	TE	Buffalo
Kershaw, William	LB	Maryland
Lougheed, Pete	T	Purdue
Mitchell, Clint	DE	Florida
Morgan, Donovan	WR	Louisiana - Lafayette
Murphy, Montez	DE	Baylor
Norton, Zach	CB	Cincinnati
Phinisee, Justin	CB	Oregon
Printers, Casey	QB	Florida A&M
Williams, Stephen	DT	NW Missouri State
Willis, Keith	TE	Virginia Tech

2007

Adkisson, Jason	TE	South Carolina
-----------------	----	----------------

Akah, Emmanuel	G
Alcorn, Zac	TE
Allan, Michael	TE
Battle, Jackie	RB
Buchanon, William	WR
Capizzi, Jason	T
Greene, David	QB
Harriott, Claude	DE
Harris, Erick	S
Harris, Gilbert	RB
Jackson, T.J.	DT
Little, Brent	WR
Lobdell, Joe	T
McMahan, Kevin	WR
Minter, DeMario	CB
Otis, Jeff	QB
Pimentel, Mickey	LB
Pruneda, Ramiro	T
Sippio, Bobby	WR
Smith, Khreem	DE
Smith, Rob	G
Stallings, Tre	G
Timmons, Tyrone	WR
Trannon, Matt	WR

2008

Bain, Travarous	CB
Battle, Jackie	RB
Burton, Antwon	DT
Cuff, Omar	RB
Dacus, Weston	LB
Davis, A.J.	CB
Davis, Dwayne	S
De La Puente, Brian	G
Durde, Aden	LB
Grant, Michael	CB
Hagans, Marques	WR
Harrison, Edwin	G
Hughes, Nate	WR
Jackson, T.J.	DT
Lokey, Derek	DT
Martin, Ingle	QB
Mayle, Scott	WR
McGhee, Jermaine	DE
McMahan, Kevin	WR
Oakley, Anthony	G
Parker, Jason	DE
Price, Maurice	WR
Rucker, Micah	WR
Savage, Dantrell	RB
Shotwell, Kyle	LB
Washington, Tavares	G

2009

Bates, Jackie	CB
Crabtree, Tom	TE
Favorite, Marlon	DT
Gales, Dion	DE/DT
Greenwood, Bobby	DE/T
Harris, Darryl	G
Lawrence, Quinten	WR
Lokey, Derek	DT
Long, Lance	WR
Moore, Kestahn	RB
Patrick, Chris	T
Payne, Logan	WR
Porter, Jermail	T
Price, Ricky	S
Richardson, Barry	T
Williams, Chandler	WR
Williams, Javarris	RB
Wright, Rodney	WR

2010

Bakhtiari, Eric	LB
Cole, Justin	LB
Gales, Dion	DE
Greenwood, Bobby	DE/T
Harris, Darryl	G
Horne, Jeremy	WR

Winston-Salem State
Black Hills (SD)
Whitworth (WA)
Houston
Southern California
Indiana (PA)
Georgia
Pittsburgh
Liberty
Arizona
Auburn
Southern Illinois
Northern Iowa
Maine
Georgia
Columbia
California
Monterrey Tech
Western Kentucky
Oklahoma State
Tennessee
Mississippi
Mississippi Valley St.
Michigan State

Hampton
Houston
Temple
Delaware
Arkansas
North Carolina State
Syracuse
California
None
Arkansas
Virginia
Colorado
Alcorn State
Auburn
Texas
Furman
Ohio
Prairie View A&M
Maine
Western Kentucky
Arizona
Charleston Southern
Eastern Illinois
Oklahoma State
Cal-Poly
Florida

Hampton
Miami (OH)
Louisiana State
Troy State
Alabama
Mississippi
McNeese State
Texas
Mississippi State
Florida
Nebraska
Minnesota
Kent State
Oklahoma State
Clemson
Florida International
Tennessee State
Fresno State

Univ. of San Diego
San Jose State
Troy State
Alabama
Mississippi
Massachusetts

Johnson, Micah	LB	Kentucky	Binns, Armon	WR	Cincinnati
Lawrence, Quinten	WR	McNeese State	Campbell, Jordan	FB	Southern California
Palko, Tyler	QB	Pittsburgh	Davis, Ja'Gared	LB	Southern Methodist
Price, Ricky	S	Oklahoma State	Dickson, Jojo	LB	Idaho
Slate, Cody	TE	Marshall	Drakeford, Darin	LB	Maryland
Tucker, Verran	WR	California	Fangupo, Hebron	DT	Brigham Young
Walters, Pierre	LB	Eastern Illinois	Feigt, Curtis	T	West Virginia
2011					
Bannon, Shane	FB	Yale	Franklin, Jerry	LB	Arkansas
Bruggeman, Rob	OL	Iowa	Gottschalk, Ben	C	Southern Methodist
Campbell, Caleb	LB	Army	Henry, Ricky	G	Nebraska
Cole, Justin	LB	San Jose State	Hughlett, Charley	LS	Central Florida
Draughn, Shaun	RB	North Carolina	Johnson, Nico	LB	Alabama
Harris, Darryl	G	Mississippi	Jones, Justin	TE	East Carolina
Horne, Jeremy	WR	Massachusetts	Lemon, Orie	LB	Oklahoma State
Lawrence, Quinten	DB	McNeese State	Louks, Corbin	WR	Nevada
Lewis, Butch	OL	Southern California	Olatoye, Deji	DB	North Carolina A&T
Markshausen, Zeke	WR	Northwestern	Pughsley, Jarrod	G	Akron
Mims, David	OL	Virginia Union	Schiltz, Adam	TE	Emporia State
Nelson, Kyle	TE	New Mexico State	Schwenke, Kona	DE	Notre Dame
Newsome, Jamar	WR	Central Florida	Sorensen, Daniel	S	Brigham Young
Patterson, Lucas	OL	Texas A&M	Steeple, Robert	CB	Memphis
Toribio, Anthony	DT	Carson-Newman	Surgent, Darryl	WR	Louisiana-Lafayette
2012					
Bellamy, Josh	WR	Louisville	West, Charcandrick	RB	Abilene Christian
Cosby, DeMarco	TE	Central Missouri	Williams, Fred	WR	St. Cloud State
DiMarco, Patrick	FB	South Carolina	Worthy, Jerel	DT	Michigan State
Gumbs, Jose	S	Monmouth	2015		
Hemingway, Junior	WR	Michigan	Adams, Tyrell	LB	West Georgia
Long, Jerome	DL	San Diego State	Brown, Da'Ron	WR	Northern Illinois
Mims, David	DL	Virginia Union	Cook, Kenny	WR	Gardner-Webb
Newsome, Jamar	WR	Central Florida	DiManche, Jayson	LB	Southern Illinois
Patterson, Lucas	OL	Texas A&M	Fangupo, Hebron	DT	Brigham Young
Sturdivant, Quan	LB	North Carolina	Fragel, Reid	OL	Ohio State
Ranglin, Rich	OL	Central Connecticut St.	Gibson, Laurence	T	Virginia Tech
Szymanski, Matt	K	SMU	Hammond Jr., Frankie	WR	Florida
Thorpe, Neiko	DB	Auburn	Harris, Jeremy	CB	New Mexico State
Waldron, Dustin	OL	Portland State	Irving, David	DE	Iowa State
2013					
Boyd, Jheranie	WR	North Carolina	Keyes, Josh	LB	Boston College
Bronson, Malcolm	S	McNeese State	Lemon, Orie	LB	Oklahoma State
Burden, Chandler	G	Kentucky	Liedtke, Michael	OL	Illinois State
Byrne, Jake	TE	Wisconsin	Munyer, Daniel	OL	Colorado
Draheim, Tommie	OL	San Diego State	Pughsley, Jarrod	OL	Akron
Drakeford, Darin	LB	Maryland	Reaves, Darrin	RB	Alabama-Birmingham
Hammond Jr., Frankie	WR	Florida	Staten, Jimmy	DL	Middle Tennessee State
Harris, Demetrius	TE	UW-Milwaukee	Travis, Ross	TE	Penn State
Jackson, Jerrell	WR	Missouri	Ware, Spencer	RB	Louisiana State
Johnson, Rishaw	G	California (Pa.)	Williams, Fred	WR	St. Cloud State
Jones, Dominique	TE	Shepherd	2014		
Kearney, Vernon	CB	Lane	Barden, Brandon	TE	Vanderbilt
Kettani, Eric	FB	Navy			
Martin, Josh	LB/DE	Columbia (N.Y.)			
McDougald, Bradley	S	Kansas			
Miller, Jordan	DT	Southern University			
Opurum, Toben	RB	Kansas			
Reynolds, Matt	T	BYU			
Ross, Rashad	WR	Arizona State			
Watkins, Rokevious	OL	South Carolina			
Williams, Fred	WR	St. Cloud State			
Wilson, Ridge	LB/DE	West Alabama			

Bold Denotes Players Who Eventually Made the Chiefs All-Time Roster.

Note: Starting in '89, the NFL allowed teams to establish a five-man practice squad the day following the league's final roster cutdown. Practice squads were expanded to eight players in 2004 and ten players in 2014.



BOLDFACE INDICATES AN EVENTUAL REGULAR STARTER

2016

1		To San Francisco in first-round trade.		
2	DL	Chris Jones	37	Mississippi State
3	CB	KeiVarae Russell	74	Notre Dame
4a	OL	Parker Ehinger	105	Cincinnati
4b	DB	Eric Murray	106	Minnesota
4c	WR	Demarcus Robinson	126	Florida
5a	QB	Kevin Hogan	162	Stanford
5b	RB	Tyreek Hill	165	West Alabama
6a	DB	D.J. White	178	Georgia Tech
6b	LB	Dadi Nicolas	203	Virginia Tech

Sent its first-round pick (28th overall) to San Francisco in exchange for a second-round pick (Jones), fourth-round pick (Ehinger) and a sixth-round pick (White). Also sent its sixth-round pick (249th overall) as part of the trade. Obtained a third-round pick (Russell) and fourth-round pick (Murray) from Tampa Bay in exchange for a second-round pick (59th overall).

2015

1	CB	Marcus Peters	18	Washington
2	C	Mitch Morse	49	Missouri
3a	WR	Chris Conley	76	Georgia
3b	CB	Steven Nelson	98	Oregon State
4	LB	Ramik Wilson	118	Georgia
5a	LB	D.J. Alexander	172	Oregon State
5b	TE	James O'Shaughnessy	173	Illinois State
6	DL	Rakeem Nunez-Roches	217	Southern Mississippi
7	WR	Da'Ron Brown	233	Northern Illinois

Sent original third-round (80th overall) pick and sixth-round (193rd overall) pick to Minnesota in exchange for Minnesota's third round pick (Conley). Picks 3b (Nelson), 5a (Alexander), 5b (O'Shaughnessy) and 6 (Nunez-Roches) were compensatory selections for 2014 free agency losses.

2014

1	LB	Dee Ford	23	Auburn
3	CB	Phillip Gaines	87	Rice
4	RB/WR	De'Anthony Thomas	124	Oregon
5	QB	Aaron Murray	163	Georgia
6a	G	Zach Fulton	193	Tennessee
6b	T	Laurent Duvernay-Tardif	200	McGill

Sent a second-round selection (56th overall) to San Francisco in the 2013 QB Alex Smith trade. Obtained Dallas' sixth-round selection (Fulton) in the 2013 LB Edgar Jones trade. Sent seventh-round pick (238th overall) to Dallas as part of the 2013 Jones trade.

2013

1	T	Eric Fisher	1	Central Michigan
3a	TE	Travis Kelce	63	Cincinnati
3b	RB	Knile Davis	96	Arkansas
4	LB	Nico Johnson	99	Alabama
5	DB	Sanders Commings	134	Georgia
6a	OL	Eric Kush	170	California (Pa.)
6b	FB	Braden Wilson	204	Kansas State
7	LB	Mike Catapano	207	Princeton

Sent a second-round selection (34th overall) to San Francisco in the 2013 QB Alex Smith trade. Picks 3b (Davis) and 6b (Wilson) were compensatory selections for 2012 free agent losses.

2012

1	DT	Dontari Poe	11	Memphis
2	OL	Jeff Allen	44	Illinois

3	OL	Donald Stephenson	74	Oklahoma
4	WR	Devon Wylie	107	Fresno State
5	DB	De'Quan Menzie	146	Alabama
6	RB	Cyrus Gray	182	Texas A&M
7a	DT	Jerome Long	218	San Diego State
7b	WR	Junior Hemingway	238	Michigan

Obtained a seventh-round selection (Hemingway) from New England in the 2010 S Jarrad Page trade.

2011

1	WR	Jonathan Baldwin	26	Pittsburgh
2	OL	Rodney Hudson	55	Florida State
3a	LB	Justin Houston	70	Georgia
3b	DL	Allen Bailey	86	Miami
4	CB	Jalil Brown	118	Colorado
5a	QB	Ricky Stanzi	135	Iowa
5b	LB	Gabe Miller	140	Oregon State
6	DL	Jerrell Powe	199	Mississippi
7	FB	Shane Bannon	223	Yale

Sent original first-round pick (21st overall) to Cleveland in exchange for Cleveland's first-round pick (Baldwin) and Cleveland's third-round pick (Houston). The first-round pick became the 26th overall when Baltimore passed on its selection. Obtained a fifth-round selection (Stanzi) from Tampa Bay in the 2010 DE Alex Magee trade. Obtained Detroit's fifth-round pick (Miller) via NFL ruling in favor of the Chiefs. Pick 6 (Powe) was a compensatory selection for 2010 free agent losses.

2010

1	S	Eric Berry	5	Tennessee
2a	WR	Dexter McCluster	36	Mississippi
2b	CB	Javier Arenas	50	Alabama
3a	G/C	Jon Asamoah	68	Illinois
3b	TE	Tony Moeaki	93	Iowa

To Houston in third-round trade.
5a DB Kendrick Lewis 136 **Mississippi**
 5b LB Cameron Sheffield 142 Troy
 6 To Miami in 2009 C/G Andy Alleman and G/T Ikechuku Nduke trade.
 7 To Miami in 2009 seventh-round trade.
 Obtained a second-round selection (Arenas) from Atlanta in the 2009 TE Tony Gonzalez trade. Obtained Houston's third-round selection (Moeaki) in exchange for the Chiefs fourth (102nd overall) and fifth-round (144th overall) selections. Obtained a fifth-round selection (Sheffield) from Miami in the 2009 QB Tyler Thigpen trade. Obtained Carolina's fifth-round selection (144th overall) in the 2009 DT Tank Tyler trade.
 Sent a sixth-round selection (173rd overall) to Miami in the 2009 trade for C/G Andy Alleman and G/T Ikechuku Ndukwe. Sent a seventh-round selection (212th overall) to Miami in exchange for Miami's seventh-round pick (O'Connell) in 2009.

2009

1	DE	Tyson Jackson	3	Louisiana State
2		To New England in 2009 QB Matt Cassel/LB Mike Vrabel trade.		
3	DE	Alex Magee	67	Purdue
4	S/CB	Donald Washington	102	Ohio State
5	T	Colin Brown	139	Missouri
6	WR	Quinten Lawrence	175	McNeese State
7a	RB	Javarris Williams	212	Tennessee State
7b	TE	Jake O'Connell	237	Miami (OH)
7c	K	Ryan Succop	256	South Carolina

Sent a second-round selection (34th overall) to New England in the 2009 QB Matt Cassel/LB Mike Vrabel trade. Obtained Miami's seventh-round selection (O'Connell) in exchange for the Chiefs seventh-round pick in 2010. Miami obtained that selection in a trade with Carolina. Pick 7c (Succop) was a compensatory selection for 2008 free agent losses.

2008

1a	DT	Glenn Dorsey	5	Louisiana State
1b	T	Branden Albert	15	Virginia
2	CB	Brandon Flowers	35	Virginia Tech
3a	RB	Jamaal Charles	73	Texas
3b	TE	Brad Cottam	76	Tennessee
3c	S	Dajuan Morgan	82	North Carolina St.
4	WR	Will Franklin	105	Missouri
5	CB	Brandon Carr	140	Grand Valley St.
6a	T	Barry Richardson	170	Clemson
6b	WR	Kevin Robinson	182	Utah St.
7a	DE	Brian Johnston	210	Gradner-Webb
7b	TE	Michael Merritt	239	Central Florida

Obtained Minnesota's first-round selection (17th overall), two third-round selections (Charles & Morgan) and a sixth-round selection (Robinson) in the 2008 DE Jared Allen trade. Sent a sixth-round selection (187th overall) to Minnesota in the 2008 DE Jared Allen trade, a pick that was acquired in the 2007 RB Michael Bennett trade. Obtained Detroit's first-round selection (Albert) and Detroit's third-round pick (Cottam) in exchange for first-round pick (17th overall) obtained in 2008 DT Jared Allen trade, original third-round pick (66th overall) and a fifth-round pick (136th overall) that was obtained from Miami in the 2007 QB Trent Green trade. Acquired the N.Y. Giants seventh-round selection (Merritt) in the 2007 K Lawrence Tynes trade.

2007

1	WR	Dwayne Bowe	23	Louisiana State
2	DE	Turk McBride	54	Tennessee
3a	DT	Tank Tyler	82	North Carolina St.
3b		To St. Louis in 2007 WR Dante Hall trade.		
4		To New Orleans in 2006 RB Michael Bennett trade.		
5a	RB	Kolby Smith	148	Louisville
5b	K	Justin Medlock	160	UCLA
6	T	Herb Taylor	196	TCU
7	TE	Michael Allan	231	Whitworth

Obtained St. Louis' third-round selection (Tyler) and fifth-round selection (Smith) in the 2007 WR Dante Hall trade in exchange for Hall and the Chiefs third-round pick (84th overall). Sent a fourth-round pick (123rd overall) to New Orleans in the 2006 RB Michael Bennett trade.

2006

1	DE	Tamba Hali	20	Penn State
2	S	Bernard Pollard	54	Purdue
3	QB	Brodie Croyle	85	Alabama
4		To N.Y. Jets in compensation for Herm Edwards.		
5	CB	Marcus Maxey	154	Miami (Fla.)
6a	G	Tre Stallings	186	Mississippi
6b	WR	Jeff Webb	190	San Diego State
7	S	Jarrad Page	228	UCLA

Sent fourth-round pick (117th overall) to the N.Y. Jets in compensation for head coach Herm Edwards. Obtained Dallas' sixth-round pick (Stallings) in the 2005 LB Scott Fujita trade.

2005

1	LB	Derrick Johnson	15	Texas
2		To Miami in 2005 CB Patrick Surtain trade.		
3a		To Philadelphia in 2004 T John Welbourn trade.		
3b	P	Dustin Colquitt	99	Tennessee
4	WR	Craphonso Thorpe	116	Florida State
5a	LB	Boomer Grigsby	138	Illinois State
5b		To Tennessee in 2005 DE Carlos Hall trade.		

5c	CB	Alphonso Hodge	147	Miami (Ohio)
6a	T	Will Svitek	187	Stanford
6b	DE	Khari Long	199	Baylor
7a	QB	James Kilian	229	Tulsa
7b	T	Jeremy Parquet	238	Southern Miss.

Obtained CB Patrick Surtain and a fifth-round pick (Grigsby) in exchange for the Chiefs second-round pick (46th overall) and a fifth-round selection (162nd overall). Sent original third-round pick (77th overall) to Philadelphia in 2004 T John Welbourn trade. Pick 3b (Colquitt) was a compensatory selection for 2004 free agent losses. Sent original fifth-round pick (150th overall) to Tennessee in 2005 DE Carlos Hall trade. Obtained a fifth-round selection (Hodge) in 2004 trade with Detroit. Obtained a fifth-round pick (162nd overall) and a sixth-round pick (Long) from Green Bay in 2004 DE R-Kal Truluck trade. Subsequently sent that fifth-round pick to Miami in 2005 CB Patrick Surtain trade. Obtained a seventh-round pick (Parquet) from Green Bay in 2003 CB Derek Combs trade.

2004

1		To Detroit in first-round trade.		
2a	DT	Junior Siavii	36	Oregon
2b	TE	Kris Wilson	61	Pittsburgh
3	LB	Keyaron Fox	93	Georgia Tech
4a	WR	Samie Parker	105	Oregon
4b	DE	Jared Allen	126	Idaho State
5		To Philadelphia in 2004 T John Welbourn trade.		
6	WR	Jeris McIntyre	195	Auburn
7	T	Kevin Sampson	231	Syracuse

Obtained Detroit's second-round pick (Siavii), fourth-round pick (Parker) and a fifth-round pick in 2005 in exchange for the Chiefs first-round pick (30th overall). Sent fifth-round pick (162nd overall) and a third-round pick in 2005 to Philadelphia in 2004 T John Welbourn trade.

2003

1	RB	Larry Johnson	27	Penn State
2	LB	Kawika Mitchell	47	South Florida
3a		To New Orleans in 2002 T Willie Roaf trade.		
3b	CB	Julian Battle	92	Tennessee
4	T	Brett Williams	113	Florida State
5	T	Jordan Black	153	Notre Dame
6	DE	Jimmy Wilkerson	189	Oklahoma
7a	DT	Montique Sharpe	230	Wake Forest
7b	S	Willie Pile	252	Virginia Tech

Obtained Pittsburgh's first-round pick (Johnson), third-round pick (Battle) and sixth-round pick (200th overall - subsequently traded to the N.Y. Jets) in exchange for the Chiefs first-round pick (16th overall). Sent original third-round pick (78th overall) to New Orleans in 2002 T Willie Roaf trade. Sent fifth-round pick (150th overall) and sixth-round pick (200th overall) to the N.Y. Jets in exchange for New York's fifth-round pick (Black) and sixth-round pick (Wilkerson). Sent original sixth-round pick (186th overall) to Dallas in 2002 first-round trade. Pick 7b (Pile) was a compensatory selection for 2002 free agent losses.

2002

1	DT	Ryan Sims	6	North Carolina
2	DT	Eddie Freeman	43	Ala. - Birmingham
3a		To Dallas in first-round trade.		
3b		To St. Louis in compensation for Dick Vermeil.		
4	FB	Omar Easy	107	Penn State
5	LB	Scott Fujita	143	California
6		To St. Louis in 2001 QB Joe Germaine trade.		
7	LB	Maurice Rodriguez	221	Fresno State

Obtained Dallas' first-round pick (Sims) in exchange for the Chiefs first-round pick (8th overall), third-round pick (75th overall) and a sixth-round pick in 2003. Obtained a third-round pick (84th overall) from Washington in compensation for Marty Schottenheimer, subsequently sent to St. Louis in compensation for Dick Vermeil. Sent sixth-round pick (183rd overall) to St. Louis in 2001 QB Joe Germaine trade.

2001

1		To St. Louis in 2001 QB Trent Green trade.	
2		To St. Louis in compensation for Dick Vermeil.	
3a	DT	Eric Downing	75 Syracuse
3b	WR	Marvin Minnis	77 Florida State
4a	LB	Monty Beisel	107 Kansas State
4b	FB	George Layne	108 TCU
5a	TE	Billy Baber	141 Virginia
5b	RB	Derrick Blaylock	150 Stephen F. Austin
6	G	Alex Sulfsted	176 Miami (Ohio)
7a	S	Shaunard Harts	212 Boise State
7b	DT	Terdell Sands	243 UT - Chattanooga

Obtained QB Trent Green and St. Louis' fifth-round pick (Blaylock) in exchange for the Chiefs first-round pick (12th overall). Sent second-round pick (42nd overall) to St. Louis in compensation for head coach Dick Vermeil. Obtained third-round pick (Minnis) from Washington in compensation for Marty Schottenheimer. Obtained a fourth-round pick (Layne) from Jacksonville in 2000 G Brenden Stai trade. Pick 7b (Sands) was a compensatory pick for 2000 free agent losses.

2000

1	WR	Sylvester Morris	21 Jackson State
2	CB	William Bartee	54 Oklahoma
3	S	Greg Wesley	85 Ark. - Pine Bluff
4	RB	Frank Moreau	115 Louisville
5a	RB/KR	Dante Hall	153 Texas A&M
5b	CB	Pat Dennis	162 Louisiana - Monroe
6a	T	Darnell Alford	188 Boston College
6b		To St. Louis in '99 TE Mitch Jacoby trade.	
7	WR/KR	Desmond Kitchings	208 Furman

Pick 5b (Dennis) was a compensatory pick for '99 free agent losses. Obtained Miami's sixth-round pick (Alford) in a '99 trade. Sent original sixth-round pick (189th overall) to St. Louis in '99 TE Mitch Jacoby trade. Obtained New Orleans' seventh-round draft choice (Kitchings) as compensation for coach Ron Zook, while New Orleans obtained Kansas City's original seventh-round pick (228th overall).

1999

1	T	John Tait	14 BYU
2	RB	Mike Cloud	54 Boston College
3a	LB	Gary Stills	75 West Virginia
3b	S/LB	Larry Atkins	84 UCLA
4	WR	Larry Parker	108 USC
5		To Chicago in '98 RB Bam Morris trade.	
6		To Tampa Bay in '98 S Melvin Johnson trade.	
7	G	Eric King	220 Richmond

Obtained Miami's second-round pick (Cloud), a third-round pick (Atkins) and a 2000 sixth-round pick for the Chiefs second-round pick (43rd overall).

1998

1	T	Victor Riley	27 Auburn
2		To Oakland in compensation for restricted free agent DT Chester McGlockton.	
3	RB	Rashaan Shehee	88 Washington
4	LB	Greg Favors	120 Mississippi State
5a	CB	Robert Williams	128 North Carolina
5b		To Green Bay in '97 LB Wayne Simmons trade.	
6	DT	Derrick Ransom	181 Cincinnati
7a	CB	Eric Warfield	216 Nebraska
7b	FB	Ernest Blackwell	224 Missouri

Obtained Chicago's fifth-round pick (Williams) in '97 WR Chris Penn trade. Sent original fifth-round pick (150th overall) to Green Bay in '97 LB Wayne Simmons trade. Pick 7b (Blackwell) was a compensatory pick for '97 free agent losses.

1997

1	TE	Tony Gonzalez	13 California
2	WR	Kevin Lockett	47 Kansas State

3		To Houston in first-round trade.	
4	QB	Pat Barnes	110 California
5a		To Miami in '96 K Pete Stoyanovich trade.	
5b	RB	June Henley	163 Kansas
6a		To Houston in first-round trade.	
6b	WR	Isaac Byrd	195 Kansas
7a		To Pittsburgh in '97 DT Brentson Buckner trade.	
7b	T	Nate Parks	214 Stanford

Obtained Houston's first-round pick (Gonzalez) and fourth-round pick (Barnes) in exchange for the Chiefs first-round (18th overall), third-round (81st overall), fourth-round (116th overall) and sixth-round picks (181st overall). Pick 5b (June Henley) and pick 6b (Byrd) were compensatory picks for '96 free agent losses.

1996

1	S	Jerome Woods	28 Memphis
2	S	Reggie Tongue	58 Oregon State
3a	DT	John Browning	68 West Virginia
3b		To Detroit in '94 S William White trade.	
4	LB	Donnie Edwards	98 UCLA
5	WR	Joe Horn	135 Itawamba J.C.
6a	WR	Dietrich Jells	176 Pittsburgh
6b		To Philadelphia in '95 WR Victor Bailey trade.	
7a	C	Ben Lynch	211 California
7b	C	Jeff Smith	241 Tennessee
7c	DB/KR	Darrell Williams	245 Tennessee St.

Obtained New England's third-round pick (Browning) in exchange for the Chiefs '95 fourth-round pick. Obtained Miami's fourth-round pick (Edwards) and a '97 seventh-round pick for the Chiefs two '96 fourth-round picks (113th overall) and (125th overall). Obtained Arizona's fifth-round pick (Horn) for the Chiefs two '96 fifth-round picks (161st overall) and (162nd overall). Originally obtained Green Bay's fifth-round pick (161st overall) in '95 G/T Lindsay Knapp trade. Obtained Carolina's sixth-round pick (Jells) in exchange for the Chiefs '95 sixth-round pick. Obtained Pittsburgh's seventh-round pick (Lynch) in '95 TE Tracy Greene trade. Pick 7c (Williams) was a compensatory pick for '95 free agent losses.

1995

1	T	Trezelle Jenkins	31 Michigan
2		To Philadelphia in '95 WR Victor Bailey trade.	
3a	WR	Tamarick Vanover	81 Florida State
3b	LB	Troy Dumas	97 Nebraska
4a		To San Francisco in '94 QB Steve Bono trade.	
4b	QB	Steve Stenstrom	134 Stanford
5a	DT	Mike Pelton	155 Auburn
5b	LB	Jerrott Willard	164 California
6a	DT	Bryan Proby	202 Arizona State
6b	DT/G	Tom Barndt	207 Pittsburgh
7		To Tampa Bay in '93 CB?Darren Anderson trade.	

Obtained Jacksonville's first-round pick (Jenkins), third-round pick (Dumas), fourth-round pick (Stenstrom) and a '96 fourth-round pick for the Chiefs original first-round pick (19th overall). The fourth-round pick obtained from Philadelphia in second-round Victor Bailey trade was subsequently sent to New England for its highest third-round selection in '96. Pick 5b (Willard), 6a (Proby), and 6b (Barndt) were compensatory picks for '94 free agent losses. The sixth-round pick obtained from Jacksonville in first-round trade was subsequently sent to Carolina for its highest sixth-round pick in '96.

1994

1	RB	Greg Hill	25 Texas A&M
2	RB	Donnell Bennett	58 Miami (Fla.)
3a	WR	Lake Dawson	92 Notre Dame
3b	WR	Chris Penn	96 Tulsa
4	S	Bracy Walker	127 North Carolina
5a	CB	James Burton	151 Fresno State
5b	DT	Rob Waldrop	156 Arizona
6	RB	Anthony Daigle	185 Fresno State
7a	QB	Steve Matthews	199 Memphis State
7b	TE	Tracy Greene	219 Grambling

Obtained San Francisco's third-round pick (Penn) in '93 QB Joe Montana trade. Obtained Minnesota's fifth-round pick (Burton) in '93 RB Barry Word trade. Obtained L.A. Rams seventh-round pick (Matthews)?in '93 LB?Chris Martin trade.

1993

1		To San Francisco in '93 QB Joe Montana trade.		
2		Used in '92 supplemental draft to select DE Darren Mickell from Florida.		
3	G	Will Shields	74	Nebraska
4	LB	Jaime Fields	103	Washington
5	G/T	Lindsay Knapp	130	Notre Dame
6	RB	Darius Turner	159	Washington
7	WR	Danan Hughes	186	Iowa
8		To Phoenix in '93 CB?Jay Taylor trade.		
Obtained QB Joe Montana, S David Whitmore and San Francisco's '94 third-round pick in exchange for the Chiefs first-round pick (18th overall).				

1992

1	CB	Dale Carter	20	Tennessee
2	QB	Matt Blundin	40	Virginia
3		To Dallas in second-round trade.		
4	DT	Mike Evans	101	Michigan
5		To Tampa Bay in '91 LB Ervin Randle trade.		
6	WR	Tony Smith	159	Notre Dame
7	LB	Erick Anderson	186	Michigan
8	G/C	Jim Jennings	213	San Diego State
9	C	Jay Leeuwenburg	244	Colorado
10	G	Jerry Ostroski	271	Tulsa
11	DE	Doug Rigby	298	Wyoming
12	DB	Corey Williams	325	Oklahoma State
Obtained Dallas' second-round pick (Blundin) in exchange for the Chiefs second-round (47th overall) and third-round picks (74th overall).				

1991

1	RB	Harvey Williams	21	Louisiana State
2	T	Joe Valerio	50	Pennsylvania
3	WR	Tim Barnett	77	Jackson State
4		To Dallas in '89 QB Steve Pelluer trade.		
5	S	Charles Mincy	133	Washington
6	CB	Darrell Malone	162	Jacksonville State
7	CB	Bernard Ellison	189	Nevada
8	T	Tom Dohring	218	Michigan
9	P/K	Robbie Keen	244	California
10	DB	Eric Ramsey	273	Auburn
11	WR	Bobby Olive	300	Ohio State
12	G/T	Ron Shipley	329	New Mexico

1990

1	LB	Percy Snow	13	Michigan State
2	C	Tim Grunhard	40	Notre Dame
3		To Dallas in '89 QB Steve Pelluer trade.		
4	WR	Fred Jones	96	Grambling
5a	T	Derrick Graham	124	Appalachian State
5b	DT	Ken Hackemack	127	Texas
6	DT	Tom Sims	152	Pittsburgh
7	G	Dave Szott	180	Penn State
8		To Buffalo in '88 DE Art Still trade.		
9	RB	Michael Owens	235	Syracuse
10	LB	Craig Hudson	263	Wisconsin
11	RB	Ernest Thompson	291	Georgia Southern
12	WR	Tony Jeffery	318	San Jose State
Obtained Buffalo's fifth-round pick (Hackemack) in '88 DE Art Still trade.				

1989

1	LB	Derrick Thomas	4	Alabama
2	QB	Mike Elkins	32	Wake Forest
3	WR	Naz Worthen	60	North Carolina St.
4	CB	Stan Petry	88	TCU
5		To Cleveland in '89 LB Mike Junkin trade.		
6	WR	Robb Thomas	143	Oregon State
7	LB	Ron Sancho	171	Louisiana State
8a	RB	Bryan Tobey	199	Grambling
8b	RB	Todd McNair	220	Temple
9	S	Jack Phillips	227	Alcorn State

10	LB	Rob McGovern	255	Holy Cross
11	CB	Marcus Turner	283	UCLA
12	RB	Bill Jones	311	SW Texas State
Obtained Buffalo's eighth-round pick (McNair) in '88 DE Art Still trade.				

1988

1	DE	Neil Smith	2	Nebraska
2		To Detroit in first-round trade.		
3	DB	Kevin Porter	59	Auburn
4a		To Tampa Bay in '88 QB Steve DeBerg trade.		
4b	WR	J.R. Ambrose	96	Mississippi
5		To New Orleans in '87 LB Jack Del Rio trade.		
6	RB	James Saxon	139	San Jose State
7	LB	Troy Stedman	171	Washburn
8	TE	Alfredo Roberts	197	Miami (Fla.)
9	WR	Azizuddin Abdur-Ra'oof	224	Maryland
10	RB	Kenny Gamble	251	Colgate
11	QB	Danny McManus	282	Florida State
12		To Buffalo in '87 CB Charles Romes trade.		
Obtained Detroit's first-round pick (Smith) in exchange for the Chiefs first-round pick (3rd overall) and second-round pick (29th overall). Obtained QB Steve DeBerg from Tampa Bay in exchange for S Mark Robinson and the Chiefs fourth-round pick (86th overall). Obtained Pittsburgh's fourth-round selection (Ambrose) in '88 QB Todd Blackledge trade.				

1987

1	RB	Paul Palmer	19	Temple
2	RB	Christian Okoye	35	Azusa Pacific
3	LB	Todd Howard	73	Texas A&M
4		To Houston in second-round trade.		
5a	WR/KR	Kitrick Taylor	128	Washington State
6		To Houston in '86 RB?Larry Moriarity trade.		
7	QB	Doug Hudson	186	Nicholls State
8a		To Miami in fifth-round trade.		
8b	RB/KR	Michael Clemons	218	William & Mary
9	DE	Randy Watts	244	Catawba
10	RB	James Evans	271	Southern
11	WR/KR	Craig Richardson	298	Eastern Wash.
12	LB	Bruce Holmes	325	Minnesota
Obtained Houston's second-round pick (Okoye) in exchange for the Chiefs second-round (46th overall) and fourth-round (105th overall) picks. Obtained Miami's fifth-round pick (Taylor) in exchange for the Chiefs fifth-round (132nd overall) and eighth-round (212th overall) picks. Obtained New England's eighth-round pick (Clemons) in '86 TE Willie Scott trade.				

1986

1	T	Brian Jozwiak	7	West Virginia
2	LB	Dino Hackett	35	Appalachian State
3	DE	Leonard Griffin	63	Grambling
4a	C	Tom Baugh	87	Southern Illinois
4b	WR	Chas Fox	90	Furman
5		To San Diego in '83 C Bob Rush trade.		
6a	RB	Kent Hagood	141	South Carolina
6b		To Washington in '86 C Rick Donnalley trade.		
7		To Cleveland in '86 RB?Boyce Green trade.		
8a	P	Lewis Colbert	196	Auburn
8b		To Buffalo in eighth-round transaction.		
9	NT/DE	Gary Baldinger	229	Wake Forest
10	NT	Isaac Readon	257	Hampton Institute
11	LB	Aaron Pearson	285	Mississippi State
12		To Buffalo in eighth-round transaction.		
Obtained Houston's fourth-round pick (Baugh). Obtained Washington's sixth-round pick (Hagood). Obtained Buffalo's eighth-round pick (Colbert) in exchange for eighth-round (202nd overall) and 12th-round picks (313th overall).				

1985

1	RB	Ethan Horton	15	North Carolina
2	TE	Jonathan Hayes	41	Iowa
3		To San Diego in '83 C Bob Rush trade.		
4	G	Bob Olderman	99	Virginia
5a	RB	Bruce King	126	Purdue
5b		To Houston in '85 DE Bob Hamm trade.		

6a	CB	John Bostic	149	Bethune-Cookman
6b		To Houston in '85 DE Bob Hamm trade.		
7a		To Dallas.		
7b	DE	Vincent Thomson	180	Missouri Western
7c	G	Dave Heffernan	183	Miami (Fla.)
7d		To Washington for sixth-round choice in '86.		
8	WR	Ira Hillary	210	USC
9	S	Mike Armentrout	237	SW Missouri St.
10	RB	Jeff Smith	267	Nebraska
11	C	Chris Jackson	293	Southern Methodist
12	C	Harper LeBel	321	Colorado State

Obtained L.A. Rams fifth-round pick (subsequently traded to Houston) in '83 QB Steve Fuller trade. Obtained Philadelphia's sixth-round pick (Bostic) in '83 TE Al Dixon trade. Obtained N.Y. Jets seventh-round pick (subsequently traded to Dallas) in '85 LB Charles Jackson trade. Obtained San Diego's seventh-round pick (Thomson) in '84 RB Jewerl Thomas trade. Obtained St. Louis' seventh-round pick (subsequently traded to Washington) in '84 LB Thomas Barber trade.

1984 USFL SUPPLEMENTAL

1	T	Mark Adickes	5	Baylor
		(L.A. Express)		
2	CB	Lupe Sanchez	34	UCLA
		(Arizona Wranglers)		
3	CB	Garcia Lane	61	Ohio State
		(Philadelphia Stars)		

1984

1a	NT	Bill Maas	5	Pittsburgh
1b	T	John Alt	21	Iowa
2	LB	Scott Radecic	34	Penn State
3	RB	Herman Heard	61	So. Colorado
4	S	Mark Robinson	90	Penn State
5a	DE	Eric Holle	117	Texas
5b	LB	Jeff Paine	134	Texas A&M
6	WR	Rufus Stevens	146	Grambling
7	CB	Kevin Ross	173	Temple
8	S	Randy Clark	202	Florida
9a	G/T	Scott Auer	229	Michigan State
9b	TE	Dave Hestera	240	Colorado
10	LB	Al Wenglikowski	258	Pittsburgh
11	RB	Bobby Johnson	285	San Jose State
12	LB	Mark Lang	314	Texas

Obtained the L.A. Rams first-round (Alt)?and fifth-round picks (Paine)?in '84 CB?Gary Green trade. Obtained Green Bay's ninth-round pick (Hestera) in '83 T Charlie Getty trade.

1983

1	QB	Todd Blackledge	7	Penn State
2	T	David Lutz	34	Georgia Tech
3	CB	Albert Lewis	61	Grambling
4	TE	Ron Wetzel	92	Arizona State
5	P	Jim Arnold	119	Vanderbilt
6	T	Ellis Gardner	146	Georgia Tech
7a	RB	Ken Thomas	173	San Jose State
7b	RB	Daryl Posey	179	Mississippi Coll.
8	T	Irv Eatman	204	UCLA
9	C	Adam Lingner	231	Illinois
10	NT	Mark Shumate	257	Wisconsin
11	DE	Dwayne Jackson	284	South Carolina St.
12	OT	Kenny Jones	315	Tennessee

Obtained CB Lucious Smith, RB Jewerl Thomas and L.A. Rams fifth-round pick in '85 in exchange for QB Steve Fuller and CB Eric Harris. Obtained New Orleans' seventh-round pick (Posey) in '82 LB Whitney Paul trade.

1982

1	WR	Anthony Hancock	11	Tennessee
2	LB	Calvin Daniels	46	North Carolina
3		To St. Louis in first-round trade.		
4a	LB	Louis Haynes	100	North Texas State
4b	LB	Stuart Anderson	104	Virginia
5	RB	Del Thompson	130	Texas - El Paso
6	S	Durwood	157	Texas A&I
		Roquemore		

7	NT	Greg Smith	184	Kansas
8	WR	Case deBruijn	214	Idaho State
9	T	Lyndie Byford	241	Oklahoma
10	WR	Larry Brodsky	268	Miami (Fla.)
11	CB	Bob Carter	297	Arizona
12	S	Mike Miller	324	SW Texas State

Obtained St. Louis' first-round pick (Hancock) in exchange for the Chiefs first-round (16th overall) and third-round picks (73rd overall). Obtained Denver's fourth-round pick (Anderson) in '81 RB Tony Reed trade.

1981

1	TE	Willie Scott	14	South Carolina
2	RB	Joe Delaney	41	NW Louisiana
3a	TE	Marvin Harvey	70	So. Mississippi
3b	T	Roger Taylor	75	Oklahoma State
3c	DB	Lloyd Burruss	78	Maryland
4	WR	Ron Washington	97	Arizona State
5	T/C	Todd Thomas	124	North Dakota
6	NT	Dock Luckie	153	Florida
7	RB	Billy Jackson	180	Alabama
8	WR	David Dorn	206	Rutgers
9	DB	Tony Vereen	237	SE Louisiana
10	G	Les Studdard	262	Texas
11	DE	Frank Case	289	Penn State
12	QB	Bob Gagliano	319	Utah State

Obtained Denver's third-round pick (Taylor) in '81 RB Tony Reed trade. Obtained L.A. Rams third-round pick (Burruss) in '80 TE Walter White trade.

1980

1	G	Brad Budde	11	USC
2		To Houston in '79 QB Steve Fuller trade.		
3	RB	James Hadnot	66	Texas Tech
4	LB	Dave Klug	94	Concordia
5a	WR	Carlos Carson	114	Louisiana State
5b	DE	Dan Pensick	115	Nebraska
5c		To Detroit in '80 C Larry Tearry trade.		
6a	WR	Bubba Garcia	147	Texas-El Paso
6b	RB	Larry Heater	164	Arizona
7		To L.A. Rams in '80 TE Walter White trade.		
8	LB	Sam Stepney	203	Boston University
9a		To Detroit in '80 C Larry Tearry trade.		
9b	WR	Tom Donovan	230	Penn State
10	T	Rob Martinovich	261	Notre Dame
11	NT	Dale Markham	287	North Dakota
12	LB	Mike Brewington	314	East Carolina

Obtained Baltimore's fifth-round pick (Carson) in exchange for RB Mark Bailey. Obtained St. Louis' fifth-round pick (Pensick). Obtained L.A. Rams sixth-round pick (Heater) and a third-round pick in '81 in exchange for TE Walter White and a seventh-round pick (176th overall).

1979

1a	DE	Mike Bell	2	Colorado State
1b	QB	Steve Fuller	23	Clemson
2		To Houston in first-round trade.		
3		To L.A. Rams in '79 NT Stan Johnson trade.		
4	LB	Frank Manumaleuga	85	San Jose State
5	RB	Earl Grant	112	Missouri
6	WR	Robert Gaines	140	Washington
7	DE	Ken Kremer	167	Ball State
8a	RB	Mike Williams	195	New Mexico
8b	G	Robert Brewer	218	Temple
9a	TE	James Folston	222	Cameron State
9b	T	Joe Robinson	229	Ohio State
10a	LB	Michael DuPree	251	Florida
10b	S	Gerald Jackson	260	Mississippi State
10c	WR	Larry Willis	268	Alcorn State
11	WR	Stan Rome	277	Clemson
12	RB	Michael Forrest	305	Arkansas

Obtained Houston's first-round pick (Fuller) in exchange for the Chiefs second-round (31st overall) and an '80 second-round picks. Obtained St. Louis' eighth-round pick (Brewer) in '79 LB Jimbo Elrod trade. Obtained New Orleans' ninth-round pick (Robinson) in '78 DT Keith Simmons trade. Obtained Washington's 10th-round pick (Jackson).

1978

1 DE	Art Still	2 Kentucky
2 DT/DE	Sylvester Hicks	29 Tennessee
3 LB	Gary Spani	58 Kansas State
4a LB	Danny Johnson	85 Tennessee State
4b QB	Pete Woods	104 Missouri
5a WR	Jerrold McRae	112 Tennessee State
5b DT	Dwight Carey	118 Texas - Arlington
5c WR/KR	Robert Woods	134 Grambling
6	To Chicago in fourth-round trade.	
7a DB	Ricky Odom	168 USC
7b WR	Bill Kellar	184 Stanford
8 RB	John Henry White	195 Louisiana Tech
9 T	Larry Brown	224 Miami (Fla.)
10 DE/DT	Earl Bryant	251 Jackson State
11 S	Ray Milo	280 New Mexico State
12 C	Willie Brock	307 Colorado

Obtained Chicago's fourth-round pick (P. Woods) in exchange for the Chiefs fifth-round (131st overall) and sixth-round picks (139th overall). Obtained Philadelphia's fifth-round pick (Carey) in '77 DT Cliff Frazier trade. Obtained Baltimore's fifth-round pick (R. Woods) in '78 LB Willie Lanier trade. Obtained Washington's seventh-round pick (Kellar).

1977

1 CB	Gary Green	10 Baylor
2 RB	Tony Reed	37 Colorado
3 LB	Thomas Howard	67 Texas Tech
4a RB	Mark Bailey	92 Cal St. Long Beach
4b TE	Tony Samuels	94 Bethune-Cookman
4c G	Darlus Helton	95 N. Carolina Central
4d DB	Eric Harris	104 Memphis St.
5	To Pittsburgh in '76 RB Tommy Reamon trade.	
6a DE	Rick Burleson	150 Texas
6b RB	Andre Herrera	167 Southern Illinois
7 S	Chris Golub	177 Kansas
8a LB	Ron Olsonoski	204 Saint Thomas
8b WR	Waddell Smith	215 Kansas
9a DE	Derrick Glanton	226 Bishop
9b T	Dave Green	234 New Mexico
10 QB	Mark Vitali	261 Purdue
11 WR	Maurice Mitchell	288 Northern Michigan
12 LB	Raymond Burks	318 UCLA

Obtained Philadelphia's fourth-round pick (Bailey) and a '78 fifth-round pick in '77 DT Cliff Frazier trade. Obtained Houston's fourth-round pick (Helton) in '75 WR Elmo Wright trade. Obtained Washington's fourth-round pick (Harris) in '74 T Jim Tyrer trade. Obtained Chicago's sixth-round pick (Herrera) in '77 RB Tommy Reamon trade. Obtained Washington's eighth-round pick (Smith) in '76 DE John Matuszak trade. Obtained Buffalo's ninth-round pick (Glanton) in '75 DB Doug Jones trade.

1976

1 G	Rod Walters	14 Iowa
2 DT	Cliff Frazier	41 UCLA
3a DT	Keith Simons	63 Minnesota
3b	To Green Bay in '75 RB MacArthur Lane trade.	
3c S	Gary Barbaro	74 Nicholls State
3d WR	Henry Marshall	79 Missouri
4	To Cincinnati in '75 LB Ken Avery trade.	
5a DT	Willie Lee	137 Bethune-Cookman
5b LB	Jimbo Elrod	144 Oklahoma
6a CB	Steve Taylor	166 Kansas
6b LB	Bob Gregolunas	167 Northern Illinois
6c T	Calvin Harper	172 Illinois State
7 RB	Rod Wellington	196 Iowa
8 C	Orrin Olsen	222 BYU
9 CB	Tim Collier	249 East Texas State
10 DE	Whitney Paul	277 Colorado
11 TE	Bob Squires	304 Hastings
12 WR	Harold Porter	331 SW Louisiana
13 QB	Joe Bruner	361 NE Louisiana
14 T	Rick Thurman	388 Texas
15 LB	Dave Rozumek	415 New Hampshire
16 DB/P	Dennis Anderson	445 Arizona

17 RB Pat McNeil 472 Baylor
Obtained San Francisco's third-round pick (Simons) and G Randy Beiser in '75 CB Nate Allen trade. Obtained Green Bay's third-round pick (Barbaro) in '74 QB Dean Carlson trade. Obtained Houston's third-round pick (Marshall) in '75 DE John Matuszak trade. Obtained Houston's fifth-round pick (Elrod), sixth-round pick (Taylor) and a '77 fourth-round pick in '75 WR Elmo Wright trade. Obtained Washington's sixth-round pick (Harper) in '74 T Jim Tyrer trade.

1975

1	To Houston in '74 DE John Matuszak trade.	
2 TE	Elmore Stephens	34 Kentucky
3 DT	Cornelius Walker	59 Rice
4	To Denver in '74 LB Tom Graham trade.	
5	To Los Angeles in '74 T Jim Nicholson trade.	
6a RB	Morris LaGrand	137 Tampa
6b DE	Dave Wasick	139 San Jose State
7	To Houston in '74 RB Bill Thomas trade.	
8a	To Pittsburgh in '74 WR Barry Pearson trade.	
8b T	Wayne Hoffman	189 Oklahoma
9	To Cleveland in '74 DE Bob Briggs trade.	
10	To Denver in '74 T Tom Drougas trade.	
11 G	Dale Hegland	268 Minnesota
12 RB	James Rackley	293 Florida A&M
13 LB	John Snider	318 Stanford
14 G	Gene Moshler	346 Vanderbilt
15	To Pittsburgh in '74 DT Tom Keating trade.	
16 DE	Mark Petersen	396 Illinois
17 S	Mike Bulino	424 Pittsburgh

Obtained DE John Matuszak in exchange for DT Curley Culp and the Chiefs first-round pick (sixth overall). Obtained San Francisco's sixth-round pick (Wasick) in '74 WR Robert West trade. Obtained Washington's eighth-round (Hoffman), '76 sixth-round and '77 fourth-round picks in '74 T Jim Tyrer trade. Obtained T Tom Drougas and LB Tom Graham in exchange for the Chiefs 10th-round pick (240th overall).

1974

1 RB	Woody Green	16 Arizona State
2 T	Charlie Getty	41 Penn State
3 QB	Dave Jaynes	66 Kansas
4 T	Matt Herkenhoff	94 Minnesota
5	To N.Y. Giants in '73 G/T Wayne Walton trade.	
6a RB	Jay Washington	131 Clemson
6b	To Washington.	
7 DE	LeRoy Hegge	172 S. Dakota (Springfield)
8	To N.Y. Jets in '73 DE?Gerry Philbin trade.	
9 RB	J.J. Jennings	222 Rutgers
10 G	Tom Condon	250 Boston College
11 RB	Bob Thornbladh	275 Michigan
12 WR	Carl Brown	300 West Texas State
13 LB	Norm Romagnoli	328 Kentucky State
14 G	Frank Pomarico	353 Notre Dame
15 LB	Lem Burnham	378 U.S. International
16 G	Barry Beers	405 William & Mary
17 KR	Dave Langner	431 Auburn

Obtained New Orleans' sixth-round pick (Washington).

1973

1	To Chicago in '72 DT George Seals trade.	
2a TE	Gary Butler	27 Rice
2b	To Los Angeles in '73 RB Willie Ellison trade.	
3a	To Baltimore in '73 WR Eldridge Dickey trade.	
3b T/G	Paul Krause	72 Central Michigan
4a DE	John Lohmeyer	89 Emporia State
4b	To Los Angeles in '73 QB?Pete Beathard trade.	
5 DE	Fred Grambau	120 Michigan
6 DB	Doug Jones	145 San Fernando Valley St.
7 C	Donn Smith	173 Purdue
8 LB	Al Palewicz	197 Miami (Fla.)
9 G	Bill Story	223 Southern Illinois

10	CB	Willie Osley	251	Illinois
11		Choice nullified.		
12	DT	Tom Ramsey	301	Northern Arizona
13	CB	Paul Mettallo	329	Massachusetts
14	WR	Albert White	354	Fort Valley State
15		To Buffalo for previous considerations.		
16	LB	Wilbur Grooms	407	Tampa
17	DE/TE	Clayton Korver	431	SMU

Obtained Houston's second-round pick (Butler). Obtained RB Willie Ellison and CB Bob Stein in exchange for the Chiefs second-round pick. Obtained Cleveland's third-round pick (Krause) in '72 WR Frank Pitts trade. Obtained Minnesota's fourth-round pick (Lohmeyer) in '73 K Mike Eisheid trade.

1972

1	RB	Jeff Kinney	23	Nebraska
2		To New England for previous considerations.		
3		To Houston in '71 TE Willie Frazier trade.		
4a	WR	Andy Hamilton	97	Louisiana State
4b		To New Orleans in consideration of Charles Williams.		
5	DE/LB	Milton Davis	127	Texas - Arlington
6	DE	John Kahler	153	Long Beach State
7	QB	Dean Carlson	179	Iowa State
8	G	Scott Mahoney	205	Colorado
9	DT	Dave Taylor	231	Weber State
10	T	Richard Ruppert	257	Hawaii
11	T	Elbert Walker	283	Wisconsin
12	DT	Mike Williams	309	Oregon
13	DB	Tyler Hellams	335	South Carolina
14	LB	Dave Chaney	360	San Jose State
15	DB	Larry Marshall	387	Md-Eastern Shore
16	DE	Bob Johnson	413	Hanover
17	LB	Ted Washington	439	Miss. Valley St.

Obtained Cleveland's fourth-round pick (Hamilton) and a '73 third-round pick in '72 WR Frank Pitts trade.

1971

1	WR	Elmo Wright	16	Houston
2a	DT	Wilbur Young	39	William Penn
2b	DE	Scott Lewis	42	Grambling
3		To Cleveland in '70 DE Marvin Upshaw trade.		
4	TE	David Robinson	94	Jacksonville State
5	RB	Mike Adamle	120	Northwestern
6	CB	Kerry Reardon	146	Iowa
7		To New Orleans in '71 RB?Jim Otis trade.		
8a	S	Mike Sensibaugh	191	Ohio State
8b	S	Rick Telander	198	Northwestern
9	T	Alvin Hawes	224	Minnesota
10	WR	Bruce Jankowski	250	Ohio State
11	CB	Nate Allen	276	Texas Southern
12	RB	Tony Esposito	302	Pittsburgh
13	QB	Chuck Hixson	328	SMU
14	DE	Bruce Bergey	354	UCLA
15	CB/S	Mike Montgomery	380	SW Texas State
16	G	Darrell Jansonius	406	Iowa State
17	DB	+Travis Hill	432	Prairie View A&M

Obtained San Diego's second-round pick (Young) in '70 RB Mike Garrett trade. Obtained Denver's eighth-round pick (Sensibaugh).

1970

1	T	Sid Smith	26	USC
2	LB	Clyde Werner	52	Washington
3a	DE	Billy Bob Barnett	61	Texas A&M
3b	CB	David Hadley	78	Alcorn A&M
4		To Cincinnati in '69 RB?Warren McVea trade.		
5	C	Mike Oriard	130	Notre Dame
6	DT/DE	Robert Hews	156	Princeton
7	WR	Clyde Glosson	182	Texas - El Paso
8a	CB	Fred Barry	193	Boston University
8b		To Denver in '69 T Walt Barnes trade.		
9	T	Charley Evans	234	Texas Tech
10	G	Bob Stankovich	259	Arkansas
11	RB	Bill O'Neal	285	Grambling
12	G	Rodney Fedorchak	312	Pittsburgh
13	DE	Troy Patridge	338	Texas - Arlington

14	RB	Glen Dumont	364	Amer. International
15	DB	Bob Liggett	390	Nebraska
16	LB	Randy Ross	416	Kansas State
17	S	Rayford Jenkins	442	Alcorn A&M
		Obtained San Francisco's third-round pick (Barnett) in '69 KR Noland Smith trade. Obtained Denver's eighth-round pick (Barry) in '69 T Walt Barnes trade.		

1969

1	CB	Jim Marsalis	23	Tennessee State
2	RB	Ed Podolak	48	Iowa
3	TE	Morris Stroud	76	Clark (Ga.)
4a		To Denver in '68 DT Curley Culp trade.		
4b	C	Jack Rudnay	101	Northwestern
5	LB	Bob Stein	126	Minnesota
6	RB	John Pleasant	155	Alabama State
7	WR	Tom Nettles	179	San Diego State
8a	T	Clanton King	204	Purdue
8b	DB	Maurice LeBlanc	206	Louisiana State
9	G	Dan Klepper	231	Nebraska - Omaha
10	DT	John Sponheimer	257	Cornell
11	DE	Skip Wupper	282	C.W. Post
12	LB	John Lavin	309	Notre Dame
13	G	Rick Piland	335	Virginia Tech
14	CB	Al Bream	360	Iowa
15	T	Leland Winston	388	Rice
16	CB	Uriel Johnson	413	Prairie View
17	CB	Ralph Jenkins	438	Tuskegee
		Obtained Boston's fourth-round pick (subsequently traded to Denver). Obtained Oakland's eighth-round pick (LeBlanc).		

1968

1a	G	Maurice (Mo) Moorman	19	Texas A&M
1b	G	George Daney	22	Texas-El Paso
2	QB	Mike Livingston	48	SMU
3		To Denver in '68 RB Wendell Hayes trade.		
4a	TE	Mickey McCarty	90	TCU
4b		To Denver in '68 RB Wendell Hayes trade.		
5		To Buffalo in '68 G Remi Prudhomme trade.		
6		To Cincinnati in '68 NFL?Expansion Draft.		
7	DB	Sam Grezaffi	184	Louisiana State
8	C	Lindon Endsley	213	North Texas State
9	LB	Wayne (Mac) McClure	239	Mississippi
10	WR	Jack Gehrke	265	Utah
11	DE	Tom Nosewicz	294	Tulane
12	DB	Bobby Johns	320	Alabama
13	WR	Jim Kavanagh	346	Boston College
14	RB	Robert Holmes	375	Southern
15	C	Bill Chambless	401	Miami (Fla.)
16	T	Pat Talburt	427	SW Missouri State
17	RB	Wesley Williams	456	Texas Southern
		Obtained Houston's first-round pick (Daney), QB Jacky Lee and DT Ernie Ladd in exchange for QB Pete Beathard. Obtained RB Wendell Hayes and DB Goldie Sellers in exchange for the Chiefs third and fourth-round picks. Obtained Buffalo's fourth-round pick (McCarty).		

1967

1	DT	Gene Trosch	24	Miami
2a	LB	Jim Lynch	47	Notre Dame
2b	LB	Willie Lanier	50	Morgan State
3	TE	Billy Masters	77	Louisiana State
4	G	Ron Zwernemann	104	East Texas State
5		To Buffalo for previous considerations.		
6	KR	Noland Smith	156	Tennessee State
7	C	Richard Erickson	183	Wisconsin - Stout
8	T	Thomas Altmeier	209	Luther
9	DT	Ed Pope	235	Jackson State
10		To Houston in '66 C Wayne Frazier trade.		
11	G	William Braswell	286	Auburn
12a	G	Richard Kolowski	303	Lake Forest
12b	WR	Kent Lashley	313	Oklahoma
13	RB	Linwood Simmons	339	Edward Waters
14	DT	John Bishop	365	Delta State
15	FB	Denny Capponi	391	Xavier
16	HB	Charlie Noggle	417	North Carolina St.
17	WR	David Lattin	443	Texas Western

Obtained Boston's second-round pick (Lynch). Obtained San Diego's 12th-round pick (Kolowski).

1966

1	DE	Aaron Brown	Minnesota
2	T	Francis Peay	Missouri
3	T	Walt Barnes	Nebraska
4	HB	Elijah Gipson	Bethune - Cookman
5	G	Doug Van Horn	Ohio State
6	C	John Osmond	Tulsa
7	K	Charles Gogolak	Princeton
8	DB	Fletcher Smith	Tennessee State
9	E/DB	Dick Smith	Northwestern
10	DB	Fred Dawston	South Carolina St.
11	DB	Willie Ray Smith	Kansas
12	DB	Bill Bonds	McMurry
13	E/K	Wayne Walker	NW Louisiana
14	FB	Charles Harraway	San Jose State
15	G	Bruce Van Dyke	Missouri
16	FB	Tom Barington	Ohio State
17	FB	Walt Garrison	Oklahoma State
18	DB	Hal Seymour	Florida
19	E	Bob Dunlevy	West Virginia
20	RB	Mike Garrett	USC

1966 REDSHIRTS

1	E/DB	George Youngblood	Cal St. Los Angeles
2	T	Robert Pickens	Nebraska
3	K	Jan Stenerud	Montana State
4	HB	Dan Berry	California
5	LB	Lynn Senkbell	Nebraska
6	DB	Dick Reding	NW Louisiana
7	T	Bill Ogle	Stanford
8	DB	Mel Myricks	Washington
9	DT	Perry Parks	Cal St. Los Angeles
10	K	Elmer Collett	Cal St. SF
11	T	Denis Moore	USC

1965

1	RB	Gale Sayers	5	Kansas
2a	G	Jack Chapple	13	Stanford
2b	LB	Ron Caveness	16	Arkansas
3	FB	Mike Curtis	21	Duke
4a	WR	Otis Taylor	29	Prairie View A&M
4b	WR	Frank Pitts	32	Southern
5	HB	Smith Reed	37	Alcorn State
6	DB	Mike Sutton	45	Auburn
7a	WR	Gloster Richardson	49	Jackson St.
7b	DB/K	Lou Bobich	53	Michigan State
8	QB/K	Danny Thomas	61	SMU
9	C	Joe Cerne	69	Northwestern
10	DB	Bob Howard	77	Stanford
11	T	Al Piriano	85	Wisconsin
12	LB	Mike Cox	93	Iowa State
13	DB/E	Robert Bonds	101	San Jose State
14	DB	Fred Dotson	109	Wiley
15	G	Dave Powless	117	Illinois
16	T	Stan Irvine	125	Colorado
17	LB	Don Croftcheck	133	Indiana
18	TE	Jerry Smith	141	Arizona State
19	C	Mike Alford	149	Auburn
20	HB	Bill Symons	157	Colorado

Obtained Buffalo's second-round pick (Caveness).

Obtained Buffalo's fourth-round pick (Pitts). Obtained Houston's seventh-round pick (Richardson).

1965 REDSHIRTS

1	DT	Alphonse Dotson	Grambling
2	DT	Frank Cornish	Grambling
3	HB	Henry Carr	Arizona State
4	T	Steve Cox	South Carolina
5	E	John Thomas	Southern California
6	G	John Wilbur	Stanford
7	HB	Bill Moore	Mississippi State
8	DB	Roosevelt Ellerbe	Iowa State
9	HB	Bruce McLenna	Hillsdale
10	E	Chuck Drulis	Duke
11	E	Bill Scott	NE Oklahoma
12	HB	Lonnie Price	SW?Louisiana

1964

1	QB	Pete Beathard	2	USC
2	E	Billy Martin	10	Georgia Tech
3	T	Ken Kortas	18	Louisville
4	T	Ed Lothamer	26	Michigan State
5		To Buffalo.		
6a	DB	Duke Carlisle	42	Texas
6b	RB	Joe Don Looney	44	Oklahoma
7	E	John Simon	50	Notre Dame
8	WR	Hal Bedsole	58	USC
9	T	Tony DiMidio	66	West Chester State
10a	E	Clay Stephens	73	Notre Dame
10b		To San Diego.		
11	LB	Tommy Crutcher	82	Texas Christian
12a		To Buffalo.		
12b	E	Jake Adams	93	Virginia Tech
13a	C	Orville Hudson	98	East Texas St.
13b	HB	Jay Wilkinson	102	Duke
14	HB	*Paul Costa	106	Notre Dame
15	FB	*Jim Snowden	114	Notre Dame
16	QB	*Roger Staubach	122	Navy
17	T	Jack Peterson	130	Nebraska - Omaha
18	T	*Jerry Knoll	138	Washington
19	E	*Jerry Lamb	146	Arkansas
20a	E	*Sandy Sands	153	Texas
20b	HB	*Bob Hohn	154	Nebraska
21	T	*Bob Burrows	162	East Texas State
22	T	*Dick Evers	170	Colorado State
23	E	*Bud Abell	178	Missouri
24	T	*Robert Young	186	Austin
25	T	*Jerry McClurg	194	Colorado
26	HB	*Phil Zera	202	St. Joseph's (IN)

Obtained Buffalo's sixth-round pick (Carlisle). Obtained Denver's 10th-round pick (Stephens). Obtained Boston's 12th-round pick (Adams) in '63 T Gerry DeLucca trade. Obtained Houston's 13th-round pick (Hudson). Obtained Denver's 20th-round pick (Hohn).

1963

1a	DT	Buck Buchanan	1	Grambling
1b	G	Ed Budde	8	Michigan State
2	T	Walter Rock	16	Maryland
3	T	Don Brumm	24	Purdue
4	G	Daryl Sanders	32	Ohio State
5	E	John Campbell	40	Minnesota
6		To Buffalo.		
7	LB	Bobby Bell	56	Minnesota
8	HB	John Sklopan	64	Southern Miss.
9	E	Jan Barrett	72	Fresno State
10	T	Curt Farrier	80	Montana State
11a	RB	Lindy Infante	81	Florida
11b	P/FB	Jerrel Wilson	88	Southern Miss.
12		To New York.		
13	G	Dennis Ward	104	Oklahoma
14a	HB	Stone Johnson	105	Grambling
14b	HB	*Jim (Preacher) Pilot	112	New Mexico State
15	HB	*Joe Auer	120	Georgia Tech
16	E	*Mel Profit	128	UCLA
17	QB	Billy Moore	136	Arkansas
18	T	Bill Freeman	144	Southern Miss.
19		To Denver.		
20	T	*Lowell Vaught	160	SW Louisiana
21	T	*Ernie Boggetti	168	Pittsburgh
22	T	*John Maczuzak	176	Pittsburgh
23	HB	Bob Yaksick	184	Rutgers
24	T	Dave Hill	192	Auburn
25	LB	*John Hughes	200	SMU
26	C	*Tumley Todd	208	Virginia
27	E	*Billy Clay	216	Arkansas
28	E	*Gordon Scarborough	224	East Texas State
29	HB	*John Sisk	232	Miami (FL)

Obtained Oakland's first-round pick (Buchanan) in '62 QB Cotton Davidson trade. Obtained Oakland's 11th-round selection (Infante). Infante was subsequently traded to Buffalo in exchange for RB Ronnie Goodwin (11th-round pick - Buffalo). G Dennis Ward was subsequently traded to Houston. Obtained Oakland's 14th-round pick (Johnson).

1962

1	HB	Ronnie Bull	3	Baylor
2	E	Bill Miller	11	Miami (Fla.)
3	QB	Eddie Wilson	19	Arizona
4a	T	Charles Hinton	27	N. Carolina Central
4b	C	Irv Goode	28	Kentucky
5	T	Bobby Plummer	35	TCU
6	T	Al Hinton	43	Iowa
7		To San Diego.		
8	T	Larry Bowie	59	Purdue
9	T	Marshall Shirk	67	UCLA
10	HB	James Saxton	75	Texas
11a	QB	Bobby Hunt	81	Auburn
11b	T	Guy Reese	83	SMU
12	HB	Bobby Lee	91	Arizona
		Thompson		
13		To Buffalo.		
14	G	*Bookie Bolin	107	Mississippi
15	E	*Dave Graham	115	Virginia
16	E	Pettis Norman	123	Johnson C. Smith
17	E/K	Tommy Brooker	131	Alabama
18	T	Joe Carollo	139	Notre Dame
19	HB	Lee Welch	147	Mississippi State
20	G	Mike Samcheski	155	Lehigh
21	T	*Kent Martin	163	Wake Forest
22	T	Jim Bernhardt	171	Linfield (Ore.)
23	T	Russ Foret	179	Georgia Tech
24	QB	Pat Trammell	187	Alabama
25	E	John Burrell	195	Rice
26	QB	*Walt Rappold	203	Duke
27	HB	*Scott Tyler	211	Miami (Ohio)
28	T	*Jim Thrush	219	Xavier
29	HB	*Ed Ryan	227	Michigan State
30	HB	*Don Goodman	235	Florida
31	T	*Eueristo Nino	243	East Texas State
32	HB	*Joel Arrington	251	Duke
33	HB	*Jack Wilson	259	Duke
34	C	*Rodger Shoals	267	Maryland

Obtained Buffalo's fourth-round pick (Hinton). Obtained E Bill Hull (fifth-round pick - Boston) in a post-draft trade. Obtained QB Bobby Ply (fifth-round pick - N.Y. Titans) in a post-draft trade. Obtained Oakland's 11th-round pick (Hunt).

1961

1	LB	E.J. Holub		Texas Tech
2	DT	Bob Lilly		TCU
3	T	Jim Tyrer		Ohio State
4	E	Claude Mooman		Duke
5	DT	Jerry Mays		SMU
6		To Los Angeles.		
7	TE	Fred Arbanas		Michigan State
8	T	John O'Day		Miami
9	T	Dick Mills		Pittsburgh
10	E	Jerry Daniels		Mississippi
11	HB	Marvin Tibbetts		Georgia Tech
12	HB	Paul Hynes		Louisiana Tech
13	HB	Glynn Gregory		SMU
14	RB	*Curtis McClinton		Kansas
15a	T	Ed Nutting		Georgia Tech
15b	G	Roy Lee Rambo		Texas Christian
16	E	Aaron Thomas		Oregon State
17	HB	Jarrell Williams		Arkansas
18	RB	Ron Hartline		Oklahoma
19	HB	Frank Jackson		SMU
20	E	*Bob Lane		Baylor
21	QB	*Dick Thornton		Northwestern
22	HB	Ed Sharockman		Pittsburgh
23	T	*Lou Zivkovich		New Mexico State

24	G	Pat Dye	Georgia
25	QB	Ray Ramsey	Adams State
26	HB	Danny House	Davidson
27	QB	Bob Schloredt	Washington
28	G	Bill Stine	Michigan
29	RB	*Lonnie Caddell	Rice
30	E	Cedric Price	Kansas State

Obtained Boston's 15th-round pick (Nutting).

1960

(First Selections)

E	Jack Atcheson	Western Illinois
T	George Boone	Kentucky
E	Chris Burford	Stanford
T	Earl Ray Butler	North Carolina
E	Gail Cogdill	Washington State
HB	James Crotty	Notre Dame
T	Gary Ferguson	SMU
C	Tom Glynn	Boston College
T	Gene Gossage	Northwestern
T	Jim Heineke	Wisconsin
T/G	William Jerry	South Carolina
T	John Kapele	Brigham Young
RB	Louis Kelley	New Mexico State
T/G	Gilmer Lewis	Oklahoma
T/G	John Malmberg	Knox College
C	Arvie Martin	Texas Christian
QB	Don Meredith	SMU
HB	Tom Moore	Vanderbilt
E	Ola Murchison	Pacific
C	Bob Nelson	Wisconsin
E	Jim Norton	Idaho
QB	Warren Rabb	Louisiana State
HB	Howard Ringwood	Brigham Young
HB	Johnny Robinson	Louisiana State
FB	John Saunders	South Carolina
FB	Glenn Shaw	Kentucky
HB	Gordon Speer	Rice
G	Jack Stone	Oregon
G	Marvin Terrell	Mississippi
G	Emery Turner	Purdue
E	Joe Vader	Kansas State
HB	Carroll Zaruba	Nebraska

(Second Selections)

T/G	Grady Alderman	Detroit
T/G	Herman Alexander	Findlay (Ohio)
HB	Taz Anderson	Georgia Tech
T/G	Jim Beaver	Florida
T/G	*Bill Beck	Gustavus Adolphus
T/G	*Doug Pat Brown	Fresno State
HB	Gary Campbell	Whittier (Calif.)
QB	Vernon Cole	North Texas State
T/G	Toby Deese	Georgia Tech
T/G	Carl Dumbaid	West Virginia
C	Charles Elizoy	Southern Mississippi
HB	Tom Gates	San Bernardino (Calif.)
HB	Austin Gonsoulin	Baylor
HB	Clark Holden	Southern California
T/G	DeWitt Hoopes	Northwestern
T/G	Don Leebern	Georgia
C	Bill Thompson	Georgia
E	Billy Trantum	Arkansas
E	Jim Vickers	Georgia
E	Larry Ward	Lamar Tech


KEY

Italics Indicates Signed by Chiefs
 * Indicates Future Choice + Pick Voided by League
Bold Indicates An Eventual Regular Starter


CHIEFS ALL-TIME FIRST-ROUND DRAFT PICKS

Year	Pos.	Player	Pick #	Year	Pos.	Player	Pick #	Year	Pos.	Player	Pick #
2015	CB	Marcus Peters	18	1995	T	Trezelle Jenkins	31	1976	G	Rod Walters	14
2014	LB	Dee Ford	23	1994	RB	Greg Hill	25	1975	Traded to Houston.		6
2013	T	Eric Fisher	1	1993	Traded to San Francisco.		18	1974	RB	Woody Green	16
2012	DT	Dontari Poe	11	1992	CB	Dale Carter	20	1973	Traded to Chicago.		17
2011	WR	Jonathan Baldwin	26	1991	RB	Harvey Williams	21	1972	RB	Jeff Kinney	23
2010	S	Eric Berry	5	1990	LB	Percy Snow	13	1971	WR	Elmo Wright	16
2009	DE	Tyson Jackson	3	1989	LB	Derrick Thomas	4	1970	T	Sid Smith	26
2008	DT	Glenn Dorsey	5	1988	DE	Neil Smith	2	1969	CB	Jim Marsalis	23
	T	Branden Albert	15	1987	RB	Paul Palmer	19	1968	G	Mo Moorman	19
2007	WR	Dwayne Bowe	23	1986	T	Brian Jozwiak	8		G	George Daney	22
2006	DE	Tamba Hali	20	1985	RB	Ethan Horton	15	1967	DT	Gene Trosch	24
2005	LB	Derrick Johnson	15	1984	NT	Bill Maas	5	1966	DE	Aaron Brown	--
2004	Traded to Detroit.		30		T	John Alt	21	1965	RB	Gale Sayers*	--
2003	RB	Larry Johnson	27	1983	QB	Todd Blackledge	7	1964	QB	Pete Beathard	2
2002	DT	Ryan Sims	6	1982	WR	Anthony Hancock	11	1963	DT	Buck Buchanan	1
2001	Traded to St. Louis.		12	1981	TE	Willie Scott	14		G	Ed Budde	8
2000	WR	Sylvester Morris	21	1980	G	Brad Budde	11	1962	HB	Ronnie Bull*	3
1999	T	John?Tait	14	1979	DE	Mike Bell	2	1961	LB	E.J. Holub	--
1998	T	Victor Riley	27		QB	Steve Fuller	23	1960	QB	Don Meredith*	--
1997	TE	Tony Gonzalez	13	1978	DE	Art Still	2	*Signed with NFL			
1996	S	Jerome Woods	28	1977	CB	Gary Green	10				

All-Time Starting Quarterbacks




Joe Montana
1993-94
17-8 (.680)



Steve Bono
1994-96
21-10 (.677)



Alex Smith
2013-14
19-11 (.633)




Len Dawson
1962-75
94-56-8 (.620)


YEAR-BY-YEAR RESULTS

Year	Quarterback	Record	Year	Quarterback	Record
1960	Cotton Davidson	8-6	1987	Bill Kenney	3-5
1961	Cotton Davidson	5-7		Todd Blackledge	1-1
	Randy Duncan	1-1		Frank Seurer	0-2
1962	Len Dawson	11-3		Matt Stevens*	0-2
1963	Len Dawson	5-7-1		Doug Hudson*	0-1
	Eddie Wilson	0-0-1	1988	Steve DeBerg	4-6-1
1964	Len Dawson	7-7		Bill Kenney	0-5
1965	Len Dawson	6-4-2	1989	Steve DeBerg	6-4
	Pete Beathard	1-1		Ron Jaworski	1-2
1966	Len Dawson	11-2-1		Steve Pelluer	1-1-1
1967	Len Dawson	9-5	1990	Steve DeBerg	11-5
1968	Len Dawson	11-2	1991	Steve DeBerg	10-5
	Jacky Lee	1-0		Mark Vlasic	0-1
1969	Len Dawson	5-2	1992	Dave Krieg	10-6
	Jacky Lee	0-1	1993	Joe Montana	8-3
	Mike Livingston	6-0		Dave Krieg	3-2
1970	Len Dawson	6-5-2	1994	Joe Montana	9-5
	Mike Livingston	1-0		Steve Bono	0-2
1971	Len Dawson	9-3-1	1995	Steve Bono	13-3
	Mike Livingston	1-0	1996	Steve Bono	8-5
1972	Len Dawson	7-5		Rich Gannon	1-2
	Mike Livingston	1-1	1997	Elvis Grbac	8-2
1973	Len Dawson	3-2-1		Rich Gannon	5-1
	Mike Livingston	4-3-1	1998	Elvis Grbac	2-4
1974	Len Dawson	3-5		Rich Gannon	5-5
	Mike Livingston	2-4	1999	Elvis Grbac	9-7
1975	Mike Livingston	4-3	2000	Elvis Grbac	7-8
	Len Dawson	1-4		Warren Moon	0-1
	Tony Adams	0-2	2001	Trent Green	6-10
1976	Mike Livingston	5-9	2002	Trent Green	8-8
1977	Mike Livingston	1-10	2003	Trent Green	13-3
	Tony Adams	1-2	2004	Trent Green	7-9
1978	Mike Livingston	4-10	2005	Trent Green	10-6
	Tony Adams	0-2	2006	Trent Green	4-4
1979	Mike Livingston	1-3		Damon Huard	5-3
	Steve Fuller	6-6	2007	Damon Huard	4-6
1980	Steve Fuller	6-7		Brodie Croyle	0-6
	Bill Kenney	2-1	2008	Brodie Croyle	0-2
1981	Bill Kenney	8-5		Damon Huard	1-2
	Steve Fuller	1-2		Tyler Thigpen	1-10
1982	Bill Kenney	3-3	2009	Matt Cassel	4-11
	Steve Fuller	0-3		Brodie Croyle	0-1
1983	Bill Kenney	6-10	2010	Matt Cassel	10-5
1984	Bill Kenney	4-4		Brodie Croyle	0-1
	Todd Blackledge	4-4	2011	Matt Cassel	4-5
1985	Bill Kenney	3-7		Tyler Palko	1-3
	Todd Blackledge	3-3		Kyle Orton	2-1
1986	Todd Blackledge	5-3	2012	Matt Cassel	1-7
	Bill Kenney	5-3		Brady Quinn	1-7
			2013	Alex Smith	11-4
				Chase Daniel	0-1
			2014	Alex Smith	8-7
				Chase Daniel	1-0
			2015	Alex Smith	11-5


*Denotes replacement player



Dave Krieg
1992-93
13-8 (.619)



Steve Deberg
1988-91
31-20-1 (.606)



Rich Gannon
1995-98
11-8 (.579)



Elvis Grbac
1997-00
26-21 (.553)

All-Time Chiefs Starting QB Records



REGULAR SEASON WINNING PERCENTAGE

	PLAYER	YEAR(S) STARTED	RECORD	WIN PCT.
1.	Joe Montana	1993-94	17-8	.680
2.	Steve Bono	1994-96	21-10	.677
3.	Kyle Orton	2011	2-1	.667
4.	Alex Smith	2013-15	30-16	.652
5.	Len Dawson	1962-75	94-56-8	.620
6.	Dave Krieg	1992-93	13-8	.619
7.	Steve DeBerg	1988-91	31-20-1	.606
8.	Rich Gannon	1996-98	11-8	.579
9.	Elvis Grbac	1997-00	26-21	.553
10.	Trent Green	2001-06	48-40	.545
11.	Todd Blackledge	1984-86	13-11	.542
12.	Pete Beathard	1965	1-1	.500
	Cotton Davidson	1960-61	13-13	.500
	Chase Daniel	2013-14	1-1	.500
	Randy Duncan	1961	1-1	.500
	Jacky Lee	1968-69	1-1	.500
	Steve Pelluer	1989	1-1-1	.500
	Eddie Wilson	1963	0-0-1	.500
19.	Damon Huard	2006-08	10-11	.476
20.	Matt Cassel	2009-12	19-28	.404
21.	Bill Kenney	1981-87	34-43	.442
22.	Steve Fuller	1979-80	13-18	.419
23.	Mike Livingston	1969, 1973-78	30-43-1	.412
24.	Ron Jaworski	1989	1-2	.333
25.	Tyler Palko	2011	1-3	.250
26.	Tony Adams	1975, 1977-78	1-6	.143
27.	Brady Quinn	2012	1-7	.125
28.	Tyler Thigpen	2008	1-10	.091
29.	Doug Hudson*	1987	0-1	.000
	Warren Moon	2000	0-1	.000
	Mark Vlasic	1991	0-1	.000
	Frank Seurer	1987	0-2	.000
	Matt Stevens*	1987	0-2	.000
	Brodie Croyle	2007-10	0-10	.000

*Denotes replacement player.

REGULAR SEASON WINNING PERCENTAGE AT ARROWHEAD

	PLAYER	YEARS STARTED	STARTS	RECORD	WIN PCT.
1.	Joe Montana	1993-94	12	10-2	.833
2.	Dave Krieg	1992-93	11	9-2	.818
3.	Steve Bono	1994-96	16	13-3	.813
4.	Rich Gannon	1996-98	9	7-2	.778
5.	Steve DeBerg	1988-91	27	20-7	.741

*Minimum of five starts.

MOST REGULAR SEASON GAMES STARTED

	PLAYER	YEARS STARTED	STARTS	RECORD	WIN PCT.
1.	Len Dawson	1962-75	158	94-56-8	.620
2.	Trent Green	2001-06	88	48-40	.545
3.	Bill Kenney	1981-87	77	34-43	.442
4.	Mike Livingston	1969, 1973-78	75	31-43-1	.413
5.	Steve DeBerg	1988-91	52	31-20-1	.596

PLAYOFF RESULTS

	PLAYER	PLAYOFF SEASONS	STARTS	RECORD	WIN PCT.
1.	Len Dawson	1962, 1966, 1968-69, 1971	8	5-3	.625
2.	Joe Montana	1993-94	4	2-2	.500
3.	Steve DeBerg	1990-91	3	1-2	.333
	Alex Smith	2013-15	3	1-2	.333
4.	Trent Green	2003, 2006	2	0-2	.000
5.	Todd Blackledge	1986	1	0-1	.000
	Dave Krieg	1992	1	0-1	.000
	Steve Bono	1995	1	0-1	.000
	Elvis Grbac	1997	1	0-1	.000
	Matt Cassel	2010	1	0-1	.000

Game-by-Game Starting Quarterbacks



1960 (8-6)

Date	Result	Opp.	Chiefs QB	Opp. QB
9/10	L 20-21	@LAC	Davidson	Kemp
9/16	W 34-16	@OAK	Davidson	Flores
9/25	W 17-10	LAC	Davidson	Kemp
10/2	L 35-37	NYT	Davidson	Dorow
10/9	L 19-20	OAK	Davidson	Flores
10/16	L 10-20	@HOU	Davidson	Blanda
10/30	W 17-14	@DEN	Davidson	Tripucka
11/6	W 45-28	@BUF	Davidson	Green
11/13	W 34-7	DEN	Davidson	Tripucka
11/18	L 14-42	@BOS	Davidson	Songin
11/24	L 35-41	@NYT	Davidson	Dorow
12/4	W 24-0	HOU	Davidson	Lee
12/11	W 34-0	BOS	Davidson	Songin
12/18	W 24-7	BUF	Davidson	Lucas
	Home	Road	Neutral	Overall
Davidson	5-2	3-4	0-0	8-6

1961 (11-3)

Date	Result	Opp.	Chiefs QB	Opp. QB
9/10	L 10-26	SD	Davidson	Kemp
9/24	W 42-35	@OAK	Duncan	Flores
10/1	W 26-21	HOU	Davidson	Blanda
10/8	W 19-12	@DEN	Davidson	Tripucka
10/15	L 24-27	@BUF	Davidson	Reynolds
10/22	L 7-38	@HOU	Davidson	Lee
10/29	L 17-18	BOS	Duncan	Parilli
11/3	L 21-28	@BOS	Davidson	Songin
11/12	L 20-30	BUF	Davidson	Raab
11/19	L 14-24	@SD	Davidson	Kemp
11/26	W 43-11	OAK	Davidson	Flores
12/3	L 7-28	@NYT	Davidson	Dorow
12/10	W 49-21	DEN	Davidson	Tripucka
12/17	W 35-24	NYT	Davidson	Dorow
	Home	Road	Neutral	Overall
Davidson	4-2	1-5	0-0	5-7
Duncan	0-1	1-0	0-0	1-1

1962 (11-3)

Date	Result	Opp.	Chiefs QB	Opp. QB
9/8	W 42-28	BOS	Dawson	Parilli
9/23	W 26-16	@OAK	Dawson	Davidson
9/30	W 41-21	BUF	Dawson	Dorow
10/7	L 28-32	@SD	Dawson	Wood
10/12	W 27-7	@BOS	Dawson	Parilli
10/21	W 20-17	NYT	Dawson	Green
10/28	W 31-7	@HOU	Dawson	Blanda
11/4	L 6-14	HOU	Dawson	Blanda
11/11	W 52-31	@NYT	Dawson	Green
11/18	W 24-3	@DEN	Dawson	Tripucka
11/25	W 35-7	OAK	Dawson	Davidson
12/2	L 14-23	@BUF	Dawson	Kemp
12/9	W 17-10	DEN	Dawson	Tripucka
12/16	W 26-17	SD	Dawson	Hadl
AFL Championship Game				
12/23	W 20-17**	@HOU	Dawson	Blanda
	Home	Road	Neutral	Overall
Dawson	6-1	5-2	0-0	11-3 (1-0)

1963 (5-7-2)

Date	Result	Opp.	Chiefs QB	Opp. QB
9/7	W 59-7	@DEN	Dawson	Tripucka
9/22	T 27-27	@BUF	Dawson	Kemp
9/29	L 10-24	@SD	Dawson	Rote
10/6	W 28-7	HOU	Dawson	Blanda
10/13	L 26-35	BUF	Dawson	Kemp
10/20	L 17-38	SD	Dawson	Rote
10/27	L 7-28	@HOU	Dawson	Blanda
11/3	L 7-10	@OAK	Dawson	Flores
11/8	L 7-22	OAK	Dawson	Flores
11/17	T 24-24	@BOS	Wilson	Parilli
12/1	L 0-17	@NYJ	Dawson	Wood

12/8	W 52-21	DEN	Dawson	Slaughter
12/14	W 35-3	BOS	Dawson	Parilli
12/22	W 48-0	NYJ	Dawson	Hall
	Home	Road	Neutral	Overall
Dawson	4-3	1-4-1	0-0	5-7-1
Wilson	0-0	0-0-1	0-0	0-0-1

1964 (7-7)

Date	Result	Opp.	Chiefs QB	Opp. QB
9/13	L 17-34	@BUF	Dawson	Kemp
9/27	W 21-9	@OAK	Dawson	Flores
10/4	W 28-7	HOU	Dawson	Blanda
10/11	L 27-33	@DEN	Dawson	Lee
10/18	L 22-35	BUF	Dawson	Kemp
10/23	L 7-24	@BOS	Dawson	Parilli
11/1	W 49-39	DEN	Dawson	Slaughter
11/8	W 42-7	OAK	Dawson	Davidson
11/15	L 14-28	SD	Dawson	Hadl
11/22	W 28-19	@HOU	Dawson	Trull
11/29	L 14-27	@NYJ	Dawson	Wood
12/6	L 24-31	BOS	Dawson	Parilli
12/13	W 49-6	@SD	Dawson	Rote
12/20	W 24-7	NYJ	Dawson	Liske
	Home	Road	Neutral	Overall
Dawson	4-3	3-4	0-0	7-7

1965 (7-5-2)

Date	Result	Opp.	Chiefs QB	Opp. QB
9/12	L 10-37	@OAK	Dawson	Flores
9/18	W 14-10	@NYJ	Dawson	Taliaferro
9/26	T 10-10	@SD	Dawson	Hadl
10/3	W 27-17	BOS	Dawson	Parilli
10/10	W 31-23	@DEN	Beathard	Slaughter
10/17	L 7-23	BUF	Dawson	Kemp
10/24	L 36-38	@HOU	Beathard	Trull
10/31	W 14-7	OAK	Dawson	Wood
11/7	L 10-13	NYJ	Dawson	Taliaferro
11/14	W 31-7	SD	Dawson	Hadl
11/21	T 10-10	@BOS	Dawson	Parilli
11/28	W 52-21	HOU	Dawson	Blanda
12/12	L 25-34	@BUF	Dawson	Kemp
12/19	W 45-35	DEN	Dawson	McCormick
	Home	Road	Neutral	Overall
Dawson	5-2	1-2-2	0-0	6-4-2
Beathard	0-0	1-1	0-0	1-1

1966 (11-2-1)

Date	Result	Opp.	Chiefs QB	Opp. QB
9/11	W 42-20	@BUF	Dawson	Kemp
9/18	W 32-10	@OAK	Dawson	Davidson
9/25	W 43-24	@BOS	Dawson	Parilli
10/2	L 14-29	BUF	Dawson	Kemp
10/8	W 37-10	DEN	Dawson	McCormick
10/16	L 13-34	OAK	Dawson	Flores
10/23	W 56-10	@DEN	Dawson	Choboian
10/30	W 48-23	HOU	Dawson	Blanda
11/6	W 24-14	SD	Dawson	Hadl
11/13	W 34-16	MIA	Dawson	Wilson
11/20	T 27-27	BOS	Dawson	Parilli
11/27	W 32-24	@NYJ	Dawson	Namath
12/11	W 19-18	@MIA	Dawson	Wood
12/18	W 27-17	@SD	Dawson	Hadl
AFL Championship Game				
1/1	W 31-7	@BUF	Dawson	Kemp

Super Bowl I

1/15	L 10-35	GB	Dawson	Starr
	Home	Road	Neutral	Overall
Dawson	4-2-1	7-0	0-0 (0-1)	11-2-1 (1-1)

1967 (9-5)

Date	Result	Opp.	Chiefs QB	Opp. QB
9/9	W 25-20	@HOU	Dawson	Lee
9/24	W 24-0	@MIA	Dawson	Griese

10/1	L 21-23	@OAK	Dawson	Lamonica
10/8	W 41-0	MIA	Dawson	Norton
10/15	L 31-45	@SD	Dawson	Hadl
10/22	L 19-24	HOU	Dawson	Beathard
10/29	W 52-9	DEN	Dawson	Tensi
11/5	W 42-18	NYJ	Dawson	Namath
11/12	W 33-10	@BOS	Dawson	Parilli
11/19	L 16-17	SD	Dawson	Hadl
11/23	L 22-44	OAK	Dawson	Lamonica
12/3	W 23-13	BUF	Dawson	Kemp
12/10	W 21-7	@NYJ	Dawson	Namath
12/17	W 38-24	@DEN	Dawson	Tensi
	Home	Road	Neutral	Overall
Dawson	4-3	5-2	0-0	9-5

1968 (12-2)

Date	Result	Opp.	Chiefs QB	Opp. QB
9/9	W 26-21	@HOU	Dawson	Beathard
9/15	L 19-20	NYJ	Dawson	Namath
9/22	W 34-2	DEN	Dawson	LeClair
9/28	W 48-3	@MIA	Dawson	Griese
10/5	W 18-7	@BUF	Dawson	Darragh
10/13	W 13-3	CIN	Dawson	Stofa
10/20	W 24-10	OAK	Dawson	Lamonica
10/27	W 27-20	SD	Dawson	Hadl
11/3	L 21-38	@OAK	Dawson	Lamonica
11/10	W 16-9	@CIN	Lee	Wyche
11/17	W 31-17	BOS	Dawson	Sherman
11/28	W 24-10	HOU	Dawson	Beathard
12/8	W 40-3	@SD	Dawson	Hadl
12/14	W 30-7	@DEN	Dawson	Briscoe
AFL Divisional Playoff Game				
12/22	L 6-41	@OAK	Dawson	Lamonica
	Home	Road	Neutral	Overall
Dawson	6-1	6-1	0-0	12-2 (0-1)
Lee	0-0	1-0	0-0	1-0

1969 (11-3)

Date	Result	Opp.	Chiefs QB	Opp. QB
9/14	W 27-9	@SD	Dawson	Hadl
9/21	W 31-0	@BOS	Dawson	Taliaferro
9/28	L 19-24	@CIN	Lee	Cook
10/5	W 26-13	@DEN	Livingston	Tensi
10/12	W 24-0	HOU	Livingston	Beathard
10/19	W 17-10	MIA	Livingston	Griese
10/26	W 42-22	CIN	Livingston	Wyche
11/2	W 29-7	@BUF	Livingston	Briscoe
11/9	W 27-3	SD	Dawson	Domres
11/16	W 34-16	@NYJ	Dawson	Namath
11/23	L 24-27	OAK	Dawson	Lamonica
11/27	W 31-17	DEN	Dawson	Tensi
12/7	W 22-19	BUF	Livingston	Kemp
12/13	L 6-10	@OAK	Dawson	Lamonica
AFL Divisional Playoff Game				
12/20	W 13-6	@NYJ	Dawson	Namath
AFL Championship Game				
1/4	W 17-7	@OAK	Dawson	Lamonica
Super Bowl IV				
1/11	W 23-7	MIN	Dawson	Kapp
	Home	Road	Neutral	Overall
Dawson	2-1	3-1	0-0 (1-0)	5-2 (3-0)
Lee	0-0	0-1	0-0	0-1
Livingston	4-0	2-0	0-0	6-0

1970 (7-5-2)

Date	Result	Opp.	Chiefs QB	Opp. QB
9/20	L 10-27	@MIN	Dawson	Cuozzo
9/28	W 44-24	@BAL	Dawson	Unitas
10/4	L 13-26	@DEN	Dawson	Liske
10/11	W 23-10	BOS	Livingston	Taliaferro
10/18	W 27-19	@CIN	Dawson	Carter
10/25	L 16-27	DAL	Dawson	Morton
11/1	T 17-17	OAK	Dawson	Lamonica
11/8	W 24-9	HOU	Dawson	Johnson
11/15	W 31-14	@PIT	Dawson	Hanratty
11/22	T 6-6	STL	Dawson	Hart
11/29	W 26-14	SD	Dawson	Hadl
12/6	W 16-0	DEN	Dawson	Pastrana

12/12	L 6-20	@OAK	Dawson	Lamonica
12/20	L 13-31	@SD	Dawson	Hadl
	Home	Road	Neutral	Overall
Dawson	3-1-2	3-4	0-0	6-5-2
Livingston	1-0	0-0	0-0	1-0

1971 (10-3-1)

Date	Result	Opp.	Chiefs QB	Opp. QB
9/19	L 14-21	@SD	Dawson	Hadl
9/26	W 20-16	@HOU	Dawson	Johnson
10/3	W 16-3	@DEN	Dawson	Horn
10/10	W 31-10	SD	Dawson	Hadl
10/18	W 38-16	PIT	Dawson	Bradshaw
10/24	W 27-20	WAS	Dawson	Kilmer
10/31	T 20-20	@OAK	Dawson	Lamonica
11/7	L 10-13	@NYJ	Dawson	Davis
11/14	W 13-7	CLE	Dawson	Phipps
11/21	W 28-10	DEN	Dawson	Ramsey
11/25	L 21-32	@DET	Dawson	Landry
12/6	W 26-17	@SF	Dawson	Brodie
12/12	W 16-14	OAK	Dawson	Lamocina
12/19	W 22-9	BUF	Livingston	Shaw

AFC Divisional Playoff Game

12/25	L 24-27**	MIA	Dawson	Griese
	Home	Road	Neutral	Overall
Dawson	6-0 (0-1)	3-3-1	0-0	9-3-1 (0-1)
Livingston	1-0	0-0	0-0	1-0

1972 (8-6)

Date	Result	Opp.	Chiefs QB	Opp. QB
9/17	L 10-20	MIA	Dawson	Griese
9/25	W 20-17	@NO	Dawson	Manning
10/1	W 45-24	@DEN	Dawson	Ramsey
10/8	W 31-7	@CLE	Livingston	Phipps
10/15	L 16-23	CIN	Livingston	Anderson
10/22	L 20-21	PHI	Dawson	Liske
10/29	W 26-14	@SD	Dawson	Hadl
11/5	W 27-14	OAK	Dawson	Lamonica
11/12	L 7-16	@PIT	Dawson	Bradshaw
11/19	L 17-27	SD	Dawson	Hadl
11/26	L 3-26	@OAK	Dawson	Lamonica
12/3	W 24-21	DEN	Dawson	Johnson
12/10	W 24-10	BAL	Dawson	Domres
12/17	W 17-14	@ATL	Dawson	Berry
	Home	Road	Neutral	Overall
Dawson	3-3	4-2	0-0	7-5
Livingston	0-1	1-0	0-0	1-1

1973 (7-5-2)

Date	Result	Opp.	Chiefs QB	Opp. QB
9/16	L 13-23	LAR	Livingston	Hadl
9/23	W 10-7	@NE	Dawson	Plunkett
9/30	W 16-3	OAK	Dawson	Lamonica
10/7	W 16-14	DEN	Dawson	Johnson
10/14	T 10-10	@GB	Dawson	Hunter
10/21	L 6-14	@CIN	Dawson	Anderson
10/29	L 14-23	@BUF	Dawson	Ferguson
11/4	W 19-0	@SD	Livingston	Fouts
11/12	W 19-7	CHI	Livingston	Douglass
11/18	W 38-14	HOU	Livingston	Dickey
11/25	L 10-14	@DEN	Livingston	Johnson
12/2	T 20-20	CLE	Livingston	Pitts
12/8	L 7-37	@OAK	Livingston	Stabler
12/16	W 33-6	SD	Livingston	Fouts
	Home	Road	Neutral	Overall
Dawson	2-0	1-2-1	0-0	3-2-1
Livingston	3-1-1	1-2	0-0	4-3-1

1974 (5-9)

Date	Result	Opp.	Chiefs QB	Opp. QB
9/15	W 24-16	NYJ	Dawson	Namath
9/22	L 7-27	@OAK	Dawson	Stabler
9/29	W 17-7	@HOU	Livingston	Dickey
10/6	L 14-17	DEN	Livingston	Johnson
10/13	L 24-34	PIT	Livingston	Gilliam
10/20	L 3-9	@MIA	Livingston	Griese
10/27	W 24-14	@SD	Livingston	Fouts
11/3	L 27-33	NYG	Livingston	Morton
11/10	L 7-14	SD	Dawson	Fouts
11/18	W 42-34	@DEN	Dawson	Johnson

11/24	L 6-33	@CIN	Dawson	Anderson
12/1	W 17-13	@STL	Dawson	Hart
12/8	L 6-7	OAK	Dawson	Lawrence
12/14	L 15-35	MIN	Dawson	Tarkenton
	Home	Road	Neutral	Overall
Dawson	1-3	2-2	0-0	3-5
Livingston	0-3	2-1	0-0	2-4

1975 (5-9)

Date	Result	Opp.	Chiefs QB	Opp. QB
9/21	L 33-37	@DEN	Livingston	Johnson
9/28	L 24-30	NYJ	Dawson	Namath
10/5	L 3-20	SF	Dawson	Snead
10/12	W 42-10	OAK	Livingston	Stabler
10/19	W 12-10	@SD	Livingston	Fouts
10/26	W 26-13	DEN	Livingston	Johnson
11/2	L 13-17	HOU	Livingston	Pastorini
11/10	W 34-31	@DAL	Livingston	Staubach
11/16	L 3-28	@PIT	Livingston	Bradshaw
11/23	W 24-21*	DET	Dawson	Reed
11/30	L 14-28	@BAL	Dawson	Jones
12/7	L 20-28	SD	Dawson	Fouts
12/14	L 14-20	@CLE	Adams	Phipps
12/21	L 20-28	@OAK	Adams	Stabler
	Home	Road	Neutral	Overall
Livingston	2-1	2-2	0-0	4-3
Dawson	1-3	0-1	0-0	1-4
Adams	0-0	0-2	0-0	0-2

1976 (5-9)

Date	Result	Opp.	Chiefs QB	Opp. QB
9/12	L 16-30	SD	Livingston	Fouts
9/20	L 21-24	OAK	Livingston	Stabler
9/26	L 17-27	NO	Livingston	Scott
10/3	L 17-50	@BUF	Livingston	Ferguson
10/10	W 33-30	@WAS	Livingston	Theismann
10/17	W 20-17*	@MIA	Livingston	Griese
10/24	L 26-35	DEN	Livingston	Ramsey
10/31	W 28-19	@TB	Livingston	Spurrier
11/7	L 0-45	PIT	Livingston	Bradshaw
11/14	L 10-21	@OAK	Livingston	Stabler
11/21	L 24-27	CIN	Livingston	Anderson
11/28	W 23-20	@SD	Livingston	Fouts
12/5	L 16-17	@DEN	Livingston	Penrose
12/12	W 39-14	CLE	Livingston	Sipe
	Home	Road	Neutral	Overall
Livingston	1-6	4-3	0-0	5-9

1977 (2-12)

Date	Result	Opp.	Chiefs QB	Opp. QB
9/18	L 17-21	@NE	Livingston	Grogan
9/25	L 7-23	SD	Livingston	Harris
10/3	L 28-37	OAK	Livingston	Stabler
10/9	L 7-23	@DEN	Livingston	Morton
10/16	L 6-17	BAL	Livingston	Jones
10/23	W 21-16	@SD	Adams	Harris
10/30	L 7-44	@CLE	Adams	Sipe
11/6	W 20-10	GB	Livingston	Dickey
11/13	L 27-28	@CHI	Livingston	Avellini
11/20	L 7-14	DEN	Livingston	Morton
11/27	L 20-34	@HOU	Livingston	Pastorini
12/4	L 7-27	CIN	Livingston	Anderson
12/11	L 31-34	SEA	Livingston	Zorn
12/18	L 20-21	@OAK	Adams	Rae
	Home	Road	Neutral	Overall
Livingston	1-6	0-4	0-0	1-10
Adams	0-0	1-2	0-0	1-2

1978 (4-12)

Date	Result	Opp.	Chiefs QB	Opp. QB
9/3	W 24-23	@CIN	Livingston	Reaves
9/10	L 17-20	HOU	Livingston	Pastorini
9/17	L 10-26	@NYG	Livingston	Pisarcik
9/24	L 17-23*	DEN	Livingston	Morton
10/1	L 13-28	@BUF	Livingston	Ferguson
10/8	L 13-30	TB	Adams	Williams
10/15	L 6-28	@OAK	Adams	Stabler
10/22	W 17-3	CLE	Livingston	Sipe
10/29	L 24-27	@PIT	Livingston	Bradshaw
11/5	L 10-20	OAK	Livingston	Stabler

11/12	L 23-29*	@SD	Livingston	Fouts
11/19	L 10-13	SEA	Livingston	Zorn
11/26	W 23-0	SD	Livingston	Harris
12/3	W 14-10	BUF	Livingston	Ferguson
12/10	L 3-24	@DEN	Livingston	Morton
12/17	L 19-23	@SEA	Livingston	Zorn
	Home	Road	Neutral	Overall
Livingston	3-4	1-6	0-0	4-10
Adams	0-1	0-1	0-0	0-2

1979 (7-9)

Date	Result	Opp.	Chiefs QB	Opp. QB
9/2	W 14-0	BAL	Livingston	Jones
9/9	L 24-27	CLE	Livingston	Sipe
9/16	L 6-20	@HOU	Fuller	Nielsen
9/23	W 35-7	OAK	Fuller	Stabler
9/30	W 24-6	@SEA	Fuller	Zorn
10/7	W 10-7	@CIN	Fuller	Anderson
10/14	L 10-24	DEN	Fuller	Morton
10/21	L 17-21	NYG	Livingston	Simms
10/28	L 3-20	@DEN	Livingston	Morton
11/4	L 14-20	SD	Fuller	Fouts
11/11	L 3-30	PIT	Fuller	Bradshaw
11/18	W 24-21	@OAK	Fuller	Stabler
11/25	L 7-28	@SD	Fuller	Fouts
12/2	W 37-21	SEA	Fuller	Zorn
12/9	W 10-7	@BAL	Fuller	Landry
12/16	L 0-3	@TB	Fuller	Williams
	Home	Road	Neutral	Overall
Livingston	1-2	0-1	0-0	1-3
Fuller	2-3	4-3	0-0	6-6

1980 (8-8)

Date	Result	Opp.	Chiefs QB	Opp. QB
9/7	L 14-27	OAK	Fuller	Pastorini
9/14	L 16-17	SEA	Fuller	Zorn
9/21	L 13-20	@CLE	Fuller	Sipe
9/28	L 7-24	SD	Fuller	Fouts
10/5	W 31-17	@OAK	Fuller	Pastorini
10/12	W 21-20	HOU	Fuller	Stabler
10/19	W 23-17	@DEN	Fuller	Morton
10/26	W 20-17	DET	Fuller	Danielson
11/2	L 24-31	BAL	Fuller	Jones
11/9	W 31-30	@SEA	Fuller	Zorn
11/16	L 7-20	@SD	Fuller	Fouts
11/23	W 21-13	@STL	Fuller	Hart
11/30	L 6-20	CIN	Fuller	Anderson
12/7	W 31-14	DEN	Kenney	Morton
12/14	L 16-21	@PIT	Kenney	Bradshaw
12/21	W 38-28	@BAL	Kenney	Jones
	Home	Road	Neutral	Overall
Fuller	2-5	4-2	0-0	6-7
Kenney	1-0	1-1	0-0	2-1

1981 (9-7)

Date	Result	Opp.	Chiefs QB	Opp. QB
9/6	W 37-33	@PIT	Kenney	Bradshaw
9/13	W 19-10	TB	Kenney	Williams
9/20	L 31-42	SD	Kenney	Fouts
9/27	W 20-14	@SEA	Kenney	Zorn
10/4	L 17-33	@NE	Kenney	Cavanaugh
10/11	W 27-0	OAK	Kenney	Plunkett
10/18	W 28-14	DEN	Kenney	Morton
10/25	W 28-17	@OAK	Kenney	Wilson
11/1	L 20-22	@SD	Kenney	Fouts
11/8	L 13-16*	CHI	Kenney	Evans
11/15	W 23-10	HOU	Kenney	Reaves
11/22	W 40-13	SEA	Kenney	Zorn
11/26	L 10-27	@DET	Kenney	Hipple
12/6	L 13-6	@DEN	Fuller	Morton
12/13	L 7-17	MIA	Fuller	Woodley
12/20	W 10-6	@MIN	Fuller	Kramer
	Home	Road	Neutral	Overall
Kenney	5-2	3-3	0-0	8-5
Fuller	0-1	1-1	0-0	1-2

1982 (3-6)

Date	Result	Opp.	Chiefs QB	Opp. QB
9/12	L 9-14	@BUF	Kenney	Ferguson
9/19	W 19-12	SD	Kenney	Fouts

11/21	L 17-27	@NO	Kenney	Stabler
11/28	L 14-20	@LAR	Fuller	Jones
12/5	L 14-35	@PIT	Fuller	Bradshaw
12/12	L 16-21	OAK	Fuller	Plunkett
12/19	W 37-16	@DEN	Kenney	DeBerg
12/26	L 13-26	SF	Kenney	Montana
1/2	W 37-13	NYJ	Kenney	Todd
	Home	Road	Neutral	Overall
Kenney	2-1	1-2	0-0	3-3
Fuller	0-1	0-2	0-0	0-3

1983 (6-10)

Date	Result	Opp.	Chiefs QB	Opp. QB
9/4	W 17-13	SEA	Kenney	Zorn
9/12	L 14-17	SD	Kenney	Fouts
9/18	L 12-27	@WAS	Kenney	Theismann
9/25	L 6-14	@MIA	Kenney	Woodley
10/2	W 38-14	STL	Kenney	Hart
10/9	L 20-21	@RAI	Kenney	Plunkett
10/16	W 38-17	NYG	Kenney	Brunner
10/23	W 13-10*	@HOU	Kenney	Nielsen
10/30	L 24-27	@DEN	Kenney	DeBerg
11/6	L 20-28	RAI	Kenney	Wilson
11/13	W 20-15	CIN	Kenney	Anderson
11/20	L 21-41	@DAL	Kenney	White
11/27	L 48-51*	@SEA	Kenney	Krieg
12/4	L 9-14	BUF	Kenney	Ferguson
12/11	L 38-41	@SD	Kenney	Fouts
12/18	W 48-17	DEN	Kenney	Elway
	Home	Road	Neutral	Overall
Kenney	5-3	1-7	0-0	6-10

1984 (8-8)

Date	Result	Opp.	Chiefs QB	Opp. QB
9/2	W 37-27	@PIT	Blackledge	Woodley
9/9	W 27-22	@CIN	Blackledge	Anderson
9/16	L 20-22	RAI	Blackledge	Plunkett
9/23	L 0-21	@DEN	Blackledge	Elway
9/30	W 10-6	CLE	Blackledge	McDonald
10/7	L 16-17	NYJ	Blackledge	Ryan
10/14	W 31-13	SD	Blackledge	Fouts
10/21	L 7-28	@NYJ	Kenney	Ryan
10/28	W 24-20	TB	Kenney	DeBerg
11/4	L 0-45	@SEA	Kenney	Krieg
11/11	L 16-17	HOU	Blackledge	Moon
11/18	L 7-17	@RAI	Kenney	Wilson
11/25	L 27-28	@NYG	Kenney	Simms
12/2	W 16-13	DEN	Kenney	Elway
12/9	W 34-7	SEA	Kenney	Krieg
12/16	W 42-21	@SD	Kenney	Luther
	Home	Road	Neutral	Overall
Kenney	3-0	1-4	0-0	4-4
Blackledge	2-3	2-1	0-0	4-4

1985 (6-10)

Date	Result	Opp.	Chiefs QB	Opp. QB
9/8	W 47-27	@NO	Kenney	Wilson?
9/12	W 36-20	RAI	Kenney	Plunkett
9/22	L 0-31	@MIA	Kenney	Marino
9/29	W 28-7	SEA	Kenney	Krieg
10/6	L 10-19	@RAI	Kenney	Wilson
10/13	L 20-31	@SD	Kenney	Herrmann
10/20	L 0-16	RAMS	Blackledge	Brock
10/27	L 10-30	DEN	Kenney	Elway
11/3	L 20-23	@HOU	Kenney	Moon
11/10	L 28-36	PIT	Kenney	Woodley
11/17	L 3-31	@SF	Kenney	Montana
11/24	W 20-7	IND	Blackledge	Kofler
12/1	L 6-24	@SEA	Blackledge	Krieg
12/8	W 38-10	ATL	Blackledge	Archer
12/14	L 13-14	@DEN	Blackledge	Elway
12/22	W 38-34	SD	Blackledge	Herrmann
	Home	Road	Neutral	Overall
Kenney	2-2	1-5	0-0	3-7
Blackledge	3-1	0-2	0-0	3-3

1986 (10-6)

Date	Result	Opp.	Chiefs QB	Opp. QB
9/7	W 24-14	CIN	Blackledge	Esiason
9/14	L 17-23	@SEA	Blackledge	Krieg

9/21	W 27-13	HOU	Blackledge	Moon
9/28	W 20-17	@BUF	Blackledge	Kelly
10/5	L 17-24	RAI	Blackledge	Wilson
10/12	L 7-20	@CLE	Blackledge	Kosar
10/19	W 42-41	SD	Blackledge	Fouts
10/26	W 27-20	TB	Kenney	Young
11/2	W 24-23	@SD	Kenney	Flick
11/9	W 27-7	SEA	Kenney	Gilbert
11/16	L 17-38	@DEN	Kenney	Elway
11/23	L 14-23	@STL	Kenney	Lomax
11/30	L 14-17	BUF	Kenney	Kelly
12/7	W 37-10	DEN	Blackledge	Elway
12/14	W 20-17	@RAI	Kenney	Plunkett
12/21	W 24-19	@PIT	Kenney	Malone

AFC Wild Card Playoff Game

12/28	L 15-35	@NYJ	Blackledge	Ryan
	Home	Road	Neutral	Overall
Blackledge	4-1	1-2 (0-1)	0-0	5-3 (0-1)
Kenney	2-1	3-2	0-0	5-3

1987 (4-11)

Date	Result	Opp.	Chiefs QB	Opp. QB
9/13	W 20-13	SD	Blackledge	Fouts
9/20	L 14-43	@SEA	Blackledge	Krieg
10/4	L 17-35#	@RAI	Stevens	Evans
10/11	L 0-42#	@MIA	Stevens	Mackey
10/18	L 17-26#	DEN	Hudson	Karcher
10/25	L 21-42	@SD	Kenney	Fouts
11/1	L 28-31	@CHI	Kenney	McMahon
11/8	L 16-17	PIT	Kenney	Malone
11/15	L 9-16	NYJ	Seurer	O'Brien
11/22	L 3-23	GB	Seurer	Majkowski
11/26	W 27-20	@DET	Kenney	Long
12/6	L 27-30*	@CIN	Kenney	Esiason
12/13	W 16-10	RAI	Kenney	Wilson
12/19	L 17-20	@DEN	Kenney	Elway
12/27	W 41-20	SEA	Kenney	Krieg
	Home	Road	Neutral	Overall
Kenney	2-1	1-4	0-0	3-5
Blackledge	1-0	0-1	0-0	1-1
Seurer	0-2	0-0	0-0	0-2
Stevens	0-0	0-2	0-0	0-2#
Hudson	0-1	0-0	0-0	0-1#

1988 (4-11-1)

Date	Result	Opp.	Chiefs QB	Opp. QB
9/4	L 3-6	CLE	Kenney	Kosar
9/11	L 10-31	@SEA	Kenney	Krieg
9/18	W 20-13	DEN	DeBerg	Elway
9/25	L 23-24	SD	DeBerg	Laufenberg
10/2	T 17-17*	@NYJ	DeBerg	O'Brien
10/9	L 6-7	@HOU	DeBerg	Carlson
10/16	L 17-27	RAI	DeBerg	Schroeder
10/23	L 6-7	DET	Kenney	Hilger
10/30	L 10-17	@RAI	Kenney	Beuerlein
11/6	L 11-17	@DEN	Kenney	Elway
11/13	W 31-28	CIN	DeBerg	Esiason
11/20	W 27-24	SEA	DeBerg	Krieg
11/27	L 10-16	@PIT	DeBerg	Brister
12/4	W 38-34	NYJ	DeBerg	Ryan
12/11	L 12-28	@NYG	DeBerg	Simms
12/18	L 13-24	@SD	DeBerg	Malone
	Home	Road	Neutral	Overall
DeBerg	4-2	0-4-1	0-0	4-6-1
Kenney	0-2	0-3	0-0	0-5

1989 (8-7-1)

Date	Result	Opp.	Chiefs QB	Opp. QB
9/10	L 20-34	@DEN	DeBerg	Elway
9/17	W 24-19	RAI	DeBerg	Schroeder
9/24	L 6-21	@SD	DeBerg	McMahon
10/1	L 17-21	CIN	Jaworski	Schonert
10/8	W 20-16	@SEA	Jaworski	Krieg
10/15	L 14-20	@RAI	Jaworski	Schroeder
10/22	W 36-28	DAL	DeBerg	Walsh
10/29	L 17-23	@PIT	DeBerg	Brister
11/5	W 20-10	SEA	Pelluer	Krieg
11/12	L 13-16	DEN	Pelluer	Elway

11/19	T 10-10*	@CLE	Pelluer	Kosar
11/26	W 34-0	HOU	DeBerg	Moon
12/3	W 26-21	MIA	DeBerg	Marino
12/10	W 21-3	@GB	DeBerg	Majkowski
12/17	L 13-20	SD	DeBerg	Tolliver
12/24	W 27-24	@MIA	DeBerg	Marino
	Home	Road	Neutral	Overall
DeBerg	4-1	2-3	0-0	6-4
Jaworski	0-1	1-1	0-0	1-2
Pelluer	1-1	0-0-1	0-0	1-1-1

1990 (11-5)

Date	Result	Opp.	Chiefs QB	Opp. QB
9/9	W 24-21	MIN	DeBerg	Wilson
9/17	L 23-24	@DEN	DeBerg	Elway
9/23	W 17-3	@GB	DeBerg	Majkowski
9/30	W 34-0	CLE	DeBerg	Kosar
10/7	L 19-23	@IND	DeBerg	Trudeau
10/14	W 43-24	DET	DeBerg	Gagliano
10/21	L 7-19	@SEA	DeBerg	Krieg
11/4	W 9-7	RAI	DeBerg	Schroeder
11/11	L 16-17	SEA	DeBerg	Krieg
11/18	W 27-10	SD	DeBerg	Tolliver
11/25	W 27-24	@RAI	DeBerg	Schroeder
12/2	W 37-7	@NE	DeBerg	Hodson
12/9	W 31-20	DEN	DeBerg	Elway
12/16	L 10-27	HOU	DeBerg	Moon
12/23	W 24-21	@SD	DeBerg	Tolliver
12/29	W 21-10	@CHI	DeBerg	Tomczak
AFC First Round Playoff Game				
1/5	L 16-17	@MIA	DeBerg	Marino
	Home	Road	Neutral	Overall
DeBerg	6-2	5-3	0-0	11-5 (0-1)

1991 (10-6)

Date	Result	Opp.	Chiefs QB	Opp. QB
9/1	W 14-3	ATL	DeBerg	Miller
9/8	L 10-17	NO	DeBerg	Hebert
9/16	L 7-17	@HOU	DeBerg	Moon
9/22	W 20-12	SEA	DeBerg	Kemp
9/29	W 14-13	@SD	DeBerg	Friesz
10/7	W 33-6	BUF	DeBerg	Kelly
10/13	W 42-7	MIA	DeBerg	Marino
10/20	L 16-19	@DEN	DeBerg	Elway
10/28	W 24-21	RAI	DeBerg	Schroeder
11/10	W 27-20	@RAMS	DeBerg	Everett
11/17	L 20-24	DEN	DeBerg	Elway
11/24	L 15-20	@CLE	DeBerg	Kosar
12/1	W 19-6	@SEA	DeBerg	Krieg
12/8	W 20-17*	SD	DeBerg	Friesz
12/14	L 14-28	@SF	Vlasic	Bono
12/22	W 27-21	@RAI	DeBerg	Marinovich
AFC Wild Card Playoff Game				
12/28	W 10-6	RAI	DeBerg	Marinovich
AFC Divisional Playoff Game				
1/5	L 14-37	@BUF	DeBerg	Kelly
	Home	Road	Neutral	Overall
DeBerg	6-2 (1-0)	4-3	0-0	10-5 (1-1)
Vlasic	0-0	0-1	0-0	0-1

1992 (10-6)

Date	Result	Opp.	Chiefs QB	Opp. QB
9/6	W 24-10	@SD	Krieg	Gagliano
9/13	W 26-7	SEA	Krieg	Stouffer
9/20	L 20-23*	@HOU	Krieg	Moon
9/28	W 27-7	RAI	Krieg	Marinovich
10/4	L 19-20	@DEN	Krieg	Elway
10/11	W 24-17	PHI	Krieg	Cunningham
10/18	L 10-17	@DAL	Krieg	Aikman
10/25	L 3-27	PIT	Krieg	O'Donnell
11/8	W 16-14	SD	Krieg	Humphries
11/15	W 35-16	WAS	Krieg	Rypien
11/22	W 24-14	@SEA	Krieg	Stouffer
11/29	W 23-7	@NYJ	Krieg	O'Brien
12/6	L 7-28	@RAI	Krieg	Schroeder
12/13	W 27-20	NE	Krieg	Zolak

12/19	L 21-35	@NYG	Krieg	Hostetler
12/27	W 42-20	DEN	Krieg	Elway
AFC Wild Card Playoff Game				
1/2	L 0-17	@SD	Krieg	Humphries
	Home	Road	Neutral	Overall
Krieg	7-1	3-5	0-0	10-6 (0-1)

1993 (11-5)

Date	Result	Opp.	Chiefs QB	Opp. QB
9/5	W 27-3	@TB	Montana	DeBerg
9/12	L 0-30	@HOU	Krieg	Moon
9/20	W 15-7	DEN	Montana	Elway
10/3	W 24-9	RAI	Montana	Evans
10/10	W 17-15	CIN	Krieg	Klinger
10/17	W 17-14	@SD	Montana	Friesz
10/31	L 10-30	@MIA	Montana	Mitchell
11/8	W 23-16	GB	Krieg	Farve
11/14	W 31-20	@RAI	Krieg	Hostetler
11/21	L 17-19	CHI	Krieg	Harbaugh
11/28	W 23-7	BUF	Montana	Kelly
12/5	W 31-16	@SEA	Montana	Mirer
12/12	L 21-27	@DEN	Montana	Elway
12/19	W 28-24	SD	Montana	Humphries
12/26	L 10-30	@MIN	Montana	McMahon
1/2	W 34-24	SEA	Montana	Mirer
AFC Wild Card Playoff Game				
1/8	W 27-24*	PIT	Montana	O'Donnell
AFC Divisional Playoff Game				
1/16	W 28-20	@HOU	Montana	Moon
AFC Championship Game				
1/23	L 13-30	@BUF	Montana	Kelly
	Home	Road	Neutral	Overall
Montana	5-0 (1-0)	3-3	0-0	8-3 (2-1)
Krieg	2-1	1-1	0-0	3-2

1994 (9-7)

Date	Result	Opp.	Chiefs QB	Opp. QB
9/4	W 30-17	@NO	Montana	Everett
9/11	W 24-17	SF	Montana	Young
9/18	W 30-10	@ATL	Montana	George
9/25	L 0-16	RAMS	Montana	Chandler
10/9	L 6-20	@SD	Montana	Humphries
10/17	W 31-28	@DEN	Montana	Elway
10/23	W 38-23	SEA	Montana	Mirer
10/30	L 10-44	@BUF	Montana	Kelly
11/6	W 13-3	RAI	Montana	Hostetler
11/13	L 13-14	SD	Montana	Humphries
11/20	W 20-13	CLE	Montana	Rypien
11/27	L 9-10	@SEA	Montana	Mirer
12/4	L 17-20*	DEN	Bono	Elway
12/12	L 28-45	@MIA	Bono	Marino
12/18	W 31-9	HOU	Montana	Tolliver
12/4	W 19-9	@RAI	Montana	Hostetler
AFC Wild Card Playoff Game				
12/31	L 17-27	@MIA	Montana	Marino
	Home	Road	Neutral	Overall
Montana	5-2	4-3	0-0	9-5 (0-1)
Bono	0-1	0-1	0-0	0-2

1995 (13-3)

Date	Result	Opp.	Chiefs QB	Opp. QB
9/3	W 34-10	@SEA	Bono	Mirer
9/10	W 20-17*	NYG	Bono	Brown
9/17	W 23-17*	OAK	Bono	Hostetler
9/24	L 17-35	@CLE	Bono	Testaverde
10/1	W 24-3	@ARZ	Bono	Krieg
10/9	W 29-23*	SD	Bono	Humphries
10/15	W 31-26	NE	Bono	Bledsoe
10/22	W 21-7	@DEN	Bono	Elway
11/5	W 24-3	WAS	Bono	Frerotte
11/12	W 22-7	@SD	Bono	Humphries
11/19	W 20-13	HOU	Bono	Chandler
11/23	L 12-24	@DAL	Bono	Aikman

12/3	W 29-23	@OAK	Bono	Evans
12/11	L 6-13	@MIA	Bono	Marino
12/17	W 20-17	DEN	Bono	Elway
12/24	W 26-3	SEA	Bono	Friesz
AFC Divisional Playoff Game				
1/7	L 7-10	IND	Bono	Harbaugh
	Home	Road	Neutral	Overall
Bono	8-0 (0-1)	5-3	0-0	13-3 (0-1)

1996 (9-7)

Date	Result	Opp.	Chiefs QB	Opp. QB
9/1	W 20-19	@HOU	Bono	Chandler
9/8	W 19-3	OAK	Bono	Hobert
9/15	W 35-17	@SEA	Bono	Mirer
9/22	W 17-14	DEN	Bono	Elway
9/29	L 19-22	@SD	Bono	Humphries
10/7	L 7-17	PIT	Bono	Tomczak
10/17	W 34-16	SEA	Bono	Friesz
10/27	L 7-34	@DEN	Bono	Elway
11/3	W 21-6	@MIN	Bono	Johnson
11/10	W 27-20	GB	Bono	Favre
11/17	W 14-10	CHI	Bono	Krieg
11/24	L 14-28	SD	Bono	Humphries
11/28	W 28-24	@DET	Gannon	Mitchell
12/9	L 7-26	@OAK	Gannon	Hostetler
12/15	L 19-24	IND	Gannon	Harbaugh
12/22	L 9-20	@BUF	Bono	Kelly
	Home	Road	Neutral	Overall
Bono	5-2	3-3	0-0	8-5
Gannon	0-1	1-1	0-0	1-2

1997 (13-3)

Date	Result	Opp.	Chiefs QB	Opp. QB
8/31	L 3-19	@DEN	Grbac	Elway
9/8	W 28-27	@OAK	Grbac	George
9/14	W 22-16	BUF	Grbac	Collins
9/21	W 35-14	@CAR	Grbac	Collins
9/28	W 20-17*	SEA	Grbac	Moon
10/5	L 14-17	@MIA	Grbac	Marino
10/16	W 31-3	SD	Grbac	Humphries
10/26	W 28-20	@STL	Grbac	Banks
11/3	W 13-10	PIT	Grbac	Stewart
11/9	L 10-24	@JAX	Gannon	Brunell
11/16	W 24-22	DEN	Gannon	Elway
11/23	W 19-14	@SEA	Gannon	Moon
11/30	W 44-9	SF	Gannon	Young
12/7	W 30-0	OAK	Gannon	George
12/14	W 29-7	@SD	Gannon	Whelihan
12/21	W 25-13	NO	Grbac	Hobert

AFC Divisional Playoff Game

1/4	L 10-14	DEN	Grbac	Elway
	Home	Road	Neutral	Overall
Grbac	5-0 (0-1)	3-2	0-0	8-2 (0-1)
Gannon	3-0	2-1	0-0	5-1

1998 (7-9)

Date	Result	Opp.	Chiefs QB	Opp. QB
9/6	W 28-8	OAK	Grbac	George
9/13	L 16-21	@JAX	Gannon	Brunell
9/20	W 23-7	SD	Gannon	Leaf
9/27	W 24-21	@PHI	Gannon	Peete
10/4	W 17-6	SEA	Gannon	Moon
10/11	L 10-40	@NE	Grbac	Bledsoe
10/26	L 13-20	PIT	Grbac	Stewart
11/1	L 17-20	NYJ	Grbac	Testaverde
11/8	L 12-24	@SEA	Grbac	Moon
11/16	L 7-30	DEN	Gannon	Brister
11/22	L 37-38	@SD	Gannon	Whelihan
11/29	W 34-24	ARZ	Gannon	Plummer
12/6	L 31-35	@DEN	Gannon	Elway
12/13	W 20-17	DAL	Gannon	Aikman
12/20	L 7-28	@NYG	Gannon	Graham
12/26	W 31-24	@OAK	Grbac	Wilson
	Home	Road	Neutral	Overall
Grbac	1-2	1-2	0-0	2-4
Gannon	4-1	1-4	0-0	5-5

1999 (9-7)

Date	Result	Opp.	Chiefs QB	Opp. QB
9/12	L 17-20	@CHI	Grbac	Matthews

9/19	W 26-10	DEN	Grbac	Griese
9/26	W 31-21	DET	Grbac	Batch
10/3	L 14-21	@SD	Grbac	Harbaugh
10/10	W 16-14	NE	Grbac	Bledsoe
10/21	W 35-8	@BAL	Grbac	Case
10/31	W 34-0	SD	Grbac	Kramer
11/7	L 17-25	@IND	Grbac	Manning
11/14	L 10-17	@TB	Grbac	Dilfer
11/21	L 19-30	SEA	Grbac	Kitna
11/28	W 37-34	@OAK	Grbac	Gannon
12/5	W 16-10	@DEN	Grbac	Griese
12/12	W 31-28	MIN	Grbac	George
12/18	W 35-19	PIT	Grbac	Tomczak
12/26	L 14-23	@SEA	Grbac	Kitna
1/2	L 38-41*	OAK	Grbac	Gannon
	Home	Road	Neutral	Overall
Grbac	6-2	3-5	0-0	9-7

2000 (7-9)

Date	Result	Opp.	Chiefs QB	Opp. QB
9/3	L 14-27	IND	Grbac	Manning
9/10	L 14-17*	@TEN	Grbac	McNair
9/17	W 42-10	SD	Grbac	Moreno
9/24	W 23-22	@DEN	Grbac	Ferrotte
10/2	W 24-17	SEA	Grbac	Kitna
10/15	L 17-20	OAK	Grbac	Gannon
10/22	W 54-34	STL	Grbac	Warner
10/29	W 24-19	@SEA	Grbac	Kitna
11/5	L 31-49	@OAK	Grbac	Gannon
11/12	L 7-21	@SF	Grbac	Garcia
11/19	L 17-21	BUF	Grbac	Johnson
11/26	L 16-17	@SD	Moon	Leaf
12/4	L 24-30	@NE	Grbac	Bledsoe
12/10	W 15-14	CAR	Grbac	Beuerlein
12/17	W 20-7	DEN	Grbac	Ferrotte
12/24	L 13-29	@ATL	Grbac	Chandler
	Home	Road	Neutral	Overall
Grbac	5-3	2-5	0-0	7-8
Moon	0-0	0-1	0-0	0-1

2001 (6-10)

Date	Result	Opp.	Chiefs QB	Opp. QB
9/9	L 24-27	OAK	Green	Gannon
9/23	L 3-13	NYG	Green	Collins
9/30	W 45-13	@WAS	Green	Banks
10/7	L 6-20	@DEN	Green	Griese
10/14	L 17-20	PIT	Green	Stewart
10/21	L 16-24	@ARZ	Green	Plummer
10/25	L 28-35	IND	Green	Manning
11/4	W 25-20	@SD	Green	Flutie
11/11	L 7-27	@NYJ	Green	Testaverde
11/25	W 19-7	SEA	Green	Hasselbeck
11/29	L 10-23	PHI	Green	McNabb
12/9	L 26-28	@OAK	Green	Gannon
12/16	W 26-23*	DEN	Green	Ferrotte
12/23	W 20-17	SD	Green	Flutie
12/30	W 30-26	@JAX	Green	Brunell
1/6	L 18-21	@SEA	Green	Dilfer
	Home	Road	Neutral	Overall
Green	3-5	3-5	0-0	6-10

2002 (8-8)

Date	Result	Opp.	Chiefs QB	Opp. QB
9/8	W 40-39	@CLE	Green	Holcomb
9/15	L 16-23	JAX	Green	Brunell
9/22	L 38-41*	@NE	Green	Brady
9/29	W 48-30	MIA	Green	Fiedler
10/6	W 29-25	@NYJ	Green	Pennington
10/13	L 34-35	@SD	Green	Brees
10/20	L 34-37*	DEN	Green	Griese
10/27	W 20-10	OAK	Green	Gannon
11/10	L 13-17	@SF	Green	Garcia
11/17	W 17-16	BUF	Green	Bledsoe
11/24	L 32-39	@SEA	Green	Hasselbeck
12/1	W 49-0	ARZ	Green	Plummer
12/8	W 49-10	STL	Green	Martin
12/15	L 24-31	@DEN	Green	Griese
12/22	W 24-22	SD	Green	Brees
12/28	L 0-24	@OAK	Green	Gannon
	Home	Road	Neutral	Overall

Green	6-2	2-6	0-0	8-8
2003 (13-3)				
Date	Result	Opp.	Chiefs QB	Opp. QB
9/7	W 27-14	SD	Green	Brees
9/14	W 41-20	PIT	Green	Maddox
9/21	W 42-14	@HOU	Green	Carr
9/28	W 17-10	@BAL	Green	Boller
10/5	W 24-23	DEN	Green	Plummer
10/12	W 40-34*	@GB	Green	Favre
10/20	W 17-10	@OAK	Green	Gannon
10/26	W 38-5	BUF	Green	Bledsoe
11/9	W 41-20	CLE	Green	Holcomb
11/16	L 19-24	@CIN	Green	Kitna
11/23	W 27-24	OAK	Green	Mirer
11/30	W 28-24	@SD	Green	Brees
12/7	L 27-45	@DEN	Green	Plummer
12/14	W 45-17	DET	Green	Harrington
12/20	L 20-45	@MIN	Green	Culpepper
12/28	W 31-3	CHI	Green	Grossman
AFC Divisional Playoff Game				
1/11	L 31-38	IND	Green	Manning
	Home	Road	Neutral	Overall
Green	8-0 (0-1)	5-3	0-0	13-3 (0-1)
2004 (7-9)				
Date	Result	Opp.	Chiefs QB	Opp. QB
9/12	L 24-34	@DEN	Green	Plummer
9/19	L 17-28	CAR	Green	Delhomme
9/26	L 21-24	HOU	Green	Carr
10/4	W 27-24	@BAL	Green	Boller
10/17	L 16-22	@JAX	Green	Leftwich
10/24	W 56-10	ATL	Green	Vick
10/31	W 45-35	IND	Green	Manning
11/7	L 31-34	@TB	Green	Griese
11/14	L 20-27	@NO	Green	Brooks
11/22	L 19-27	NE	Green	Brady
11/28	L 31-34	SD	Green	Brees
12/5	W 34-27	@OAK	Green	Collins
12/13	W 49-38	@TEN	Green	Volek
12/19	W 45-17	DEN	Green	Plummer
12/25	W 31-30	OAK	Green	Collins
1/2	L 17-24	@SD	Green	Flutie
	Home	Road	Neutral	Overall
Green	4-4	3-5	0-0	7-9
2005 (10-6)				
Date	Result	Opp.	Chiefs QB	Opp. QB
9/11	W 27-7	NYJ	Green	Pennington
9/18	W 23-17	@OAK	Green	Collins
9/26	L 10-30	@DEN	Green	Plummer
10/2	L 31-37	PHI	Green	McNabb
10/16	W 28-21	WAS	Green	Brunell
10/21	W 30-20	@MIA	Green	Ferrotte
10/30	L 20-28	@SD	Green	Brees
11/6	W 27-23	OAK	Green	Collins
11/13	L 3-14	@BUF	Green	Holcomb
11/20	W 45-17	@HOU	Green	Carr
11/27	W 26-16	NE	Green	Brady
12/4	W 31-27	DEN	Green	Plummer
12/11	L 28-31	@DAL	Green	Bledsoe
12/17	L 17-27	@NYG	Green	Manning
12/24	W 20-7	SD	Green	Brees
1/1	W 37-3	CIN	Green	Palmer
	Home	Road	Neutral	Overall
Green	7-1	3-5	0-0	10-6
2006 (9-7)				
Date	Result	Opp.	Chiefs QB	Opp. QB
9/3	L 10-23	CIN	Green	Palmer
9/17	L 6-9*	@DEN	Huard	Plummer
10/1	W 41-0	SF	Huard	Smith
10/8	W 23-20	@ARZ	Huard	Leinart
10/15	L 7-45	@PIT	Huard	Roethlisberger
10/22	W 30-27	SD	Huard	Rivers
10/29	W 35-28	SEA	Huard	Wallace
11/5	W 31-17	@STL	Huard	Bulger
11/12	L 10-13	@MIA	Huard	Harrington
11/19	W 17-13	OAK	Green	Brooks
11/23	W 19-10	DEN	Green	Plummer

12/3	L 28-31*	@CLE	Green	Frye
12/10	L 10-20	BAL	Green	McNair
12/17	L 9-20	@SD	Green	Rivers
12/23	W 20-9	@OAK	Green	Walter
12/31	W 35-30	JAX	Green	Garrard

AFC Wild Card Playoff Game

1/6	L 8-23	@IND	Green	Manning
	Home	Road	Neutral	Overall
Green	3-2	1-2	0-0	4-4 (0-1)
		(0-1)		
Huard	3-0	2-3	0-0	5-3

2007 (4-12)

Date	Result	Opp.	Chiefs QB	Opp. QB
9/9	L 3-20	@HOU	Huard	Schaub
9/16	L 10-20	@CHI	Huard	Grossman
9/23	W 13-10	MIN	Huard	Holcomb
9/30	W 30-16	@SD	Huard	Rivers
10/7	L 7-17	JAX	Huard	Garrard
10/14	W 27-20	CIN	Huard	Palmer
10/21	W 12-10	@OAK	Huard	Culpepper
11/4	L 22-33	GB	Huard	Favre
11/11	L 11-27	DEN	Huard	Cutler
11/18	L 10-13	@IND	Croyle	Manning
11/25	L 17-20	OAK	Croyle	Culpepper
12/2	L 10-24	SD	Huard	Rivers
12/9	L 7-41	@DEN	Croyle	Cutler
12/16	L 17-26	TEN	Croyle	Young
12/23	L 20-25	@DET	Croyle	Kitna
12/30	L 10-13*	@NYJ	Croyle	Clemens
	Home	Road	Neutral	Overall
Huard	2-4	2-2	0-0	4-6
Croyle	0-2	0-4	0-0	0-6

2008 (2-14)

Date	Result	Opp.	Chiefs QB	Opp. QB
9/7	L 10-17	@NE	Croyle	Brady
9/14	L 8-23	OAK	Huard	Russell
9/21	L 14-38	@ATL	Thigpen	Ryan
9/28	W 33-19	DEN	Huard	Cutler
10/5	L 0-34	@CAR	Huard	Delhomme
10/19	L 10-34	TEN	Croyle	Collins
10/26	L 24-28	@NYJ	Thigpen	Favre
11/2	L 27-30*	TB	Thigpen	Garcia
11/9	L 19-20	@SD	Thigpen	Rivers
11/16	L 20-30	NO	Thigpen	Brees
11/23	L 31-54	BUF	Thigpen	Edwards
11/30	W 20-13	@OAK	Thigpen	Russell
12/7	L 17-24	@DEN	Thigpen	Cutler
12/14	L 21-22	SD	Thigpen	Rivers
12/21	L 31-38	MIA	Thigpen	Pennington
12/28	L 6-16	@CIN	Thigpen	Fitzpatrick
	Home	Road	Neutral	Overall
Croyle	0-1	0-1	0-0	0-2
Huard	1-1	0-1	0-0	1-2
Thigpen	0-5	1-5	0-0	1-10

2009 (4-12)

Date	Result	Opp.	Chiefs QB	Opp. QB
9/13	L 24-38	@BAL	Croyle	Flacco
9/20	L 10-13	OAK	Cassel	Russell
9/27	L 14-34	@PHI	Cassel	Kolb
10/4	L 16-27	NYG	Cassel	Manning
10/11	L 20-26*	DAL	Cassel	Romo
10/18	W 14-6	@WAS	Cassel	Campbell
10/25	L 7-37	SD	Cassel	Rivers
11/8	L 21-24	@JAX	Cassel	Garrard
11/15	W 16-10	@OAK	Cassel	Russell
11/22	W 27-24*	PIT	Cassel	Roethlisberger
11/29	L 14-43	@SD	Cassel	Rivers
12/6	L 13-44	DEN	Cassel	Orton
12/13	L 10-16	BUF	Cassel	Fitzpatrick
12/20	L 34-41	CLE	Cassel	Quinn
12/27	L 10-17	@CIN	Cassel	Palmer
1/3	W 44-24	@DEN	Cassel	Orton
	Home	Road	Neutral	Overall
Cassel	1-7	3-4	0-0	4-11
Croyle	0-0	0-1	0-0	0-1

2010 (10-6)

Date	Result	Opp.	Chiefs QB	Opp. QB
9/13	W 21-14	SD	Cassel	Rivers
9/19	W 16-14	@CLE	Cassel	Wallace
9/26	W 31-10	SF	Cassel	Smith
10/10	L 9-19	@IND	Cassel	Manning
10/17	L 31-35	@HOU	Cassel	Schaub
10/24	W 42-20	JAX	Cassel	Garrard
10/31	W 13-10*	BUF	Cassel	Fitzpatrick
11/7	L 20-23*	@OAK	Cassel	Campbell
11/14	L 29-49	@DEN	Cassel	Orton
11/21	W 31-13	ARI	Cassel	Anderson
11/28	W 42-24	@SEA	Cassel	Hasselbeck
12/5	W 10-6	DEN	Cassel	Orton
12/12	L 0-31	@SD	Croyle	Rivers
12/19	W 27-13	@STL	Cassel	Bradford
12/26	W 34-14	TEN	Cassel	Collins
1/2	L 10-31	OAK	Cassel	Campbell

AFC Wild Card Playoff Game

1/9	L 7-30	BAL	Cassel	Flacco
	Home	Road	Neutral	Overall
Cassel	7-1 (0-1)	3-4	0-0	10-5 (0-1)
Croyle	0-0	0-1	0-0	0-1

2011 (7-9)

Date	Result	Opp.	Chiefs QB	Opp. QB
9/11	L 7-41	BUF	Cassel	Fitzpatrick
9/18	L 3-48	@DET	Cassel	Stafford
9/25	L 17-20	@SD	Cassel	Rivers
10/2	W 22-17	MIN	Cassel	McNabb
10/9	W 28-24	@IND	Cassel	Painter
10/23	W 28-0	@OAK	Cassel	Boller
10/31	W 23-20*	SD	Cassel	Rivers
11/6	L 3-31	MIA	Cassel	Moore
11/13	L 10-17	DEN	Cassel	Tebow
11/21	L 3-34	@NE	Palko	Brady
11/27	L 9-13	PIT	Palko	Roethlisberger
12/4	W 10-3	@CHI	Palko	Hanie
12/11	L 10-37	@NYJ	Palko	Sanchez
12/18	W 19-14	GB	Orton	Rodgers
12/24	L 13-16*	OAK	Orton	Palmer
1/1	W 7-3	@DEN	Orton	Tebow
	Home	Road	Neutral	Overall
Cassel	2-3	2-2	0-0	4-5
Palko	0-1	1-2	0-0	1-3
Orton	1-1	1-0	0-0	2-1

2012 (2-14)

Date	Result	Opp.	Chiefs QB	Opp. QB
9/9	L 24-40	ATL	Cassel	Ryan
9/16	L 17-35	@BUF	Cassel	Fitzpatrick
9/23	W 27-24*	@NO	Cassel	Brees
9/30	L 20-37	SD	Cassel	Rivers
10/7	L 6-9	BAL	Cassel	Flacco
10/14	L 10-38	@TB	Quinn	Freeman
10/28	L 16-26	OAK	Quinn	Palmer
11/1	L 13-31	@SD	Cassel	Rivers
11/12	L 13-16*	@PIT	Cassel	Roethlisberger
11/18	L 6-28	CIN	Cassel	Dalton
11/25	L 9-17	DEN	Quinn	Manning
12/2	W 27-21	CAR	Quinn	Newton
12/9	L 7-30	@CLE	Quinn	Weeden
12/16	L 0-15	@OAK	Quinn	Palmer
12/23	L 13-20	IND	Quinn	Luck
12/30	L 3-38	@DEN	Quinn	Manning
	Home	Road	Neutral	Overall
Cassel	0-4	1-3	0-0	1-7
Quinn	1-3	0-4	0-0	1-7

2013 (11-5)

Date	Result	Opp.	Chiefs QB	Opp. QB
9/8	W 28-2	@JAX	Smith	Gabbert
9/15	W 17-16	DAL	Smith	Romo
9/19	W 26-16	@PHI	Smith	Vick

9/29	W 31-7	NYG	Smith	E. Manning
10/6	W 26-17	@TEN	Smith	Fitzpatrick
10/13	W 24-7	OAK	Smith	Pryor
10/20	W 17-16	HOU	Smith	Keenum
10/27	W 23-17	CLE	Smith	Campbell
11/3	W 23-13	@BUF	Smith	Tuel
11/17	L 17-27	@DEN	Smith	P. Manning
11/24	L 38-41	SD	Smith	Rivers
12/1	L 28-35	DEN	Smith	P. Manning
12/8	W 45-10	@WAS	Smith	Griffin III
12/15	W 56-31	@OAK	Smith	McGloin
12/22	L 7-23	IND	Smith	Luck
12/29	L 24-27*	@SD	Daniel	Rivers

AFC Wild Card

Playoff Game

1/4	L 44-45	@IND	Smith	Luck
	Home	Road	Neutral	Overall
Smith	5-3 (0-1)	6-1	0-0	11-4 (0-1)
Daniel	0-0	0-1	0-0	0-1

2014 (9-7)

Date	Result	Opp.	Chiefs QB	Opp. QB
9/7	L 10-26	TEN	Smith	Locker
9/14	L 17-24	@DEN	Smith	Manning
9/21	W 34-15	@MIA	Smith	Tannehill
9/29	W 41-14	NE	Smith	Brady
10/5	L 17-22	@SF	Smith	Kaepernick
10/19	W 23-20	@SD	Smith	Rivers
10/26	W 34-7	STL	Smith	Davis
11/2	W 24-10	NYJ	Smith	Vick
11/9	W 17-13	@BUF	Smith	Orton
11/16	W 24-20	SEA	Smith	Wilson
11/20	L 20-24	@OAK	Smith	Carr
11/30	L 16-29	DEN	Smith	Manning
12/7	L 14-17	@ARI	Smith	Stanton
12/14	W 31-13	OAK	Smith	Carr
12/21	L 12-20	@PIT	Smith	Roethlisberger
12/28	W 19-7	SD	Daniel	Rivers
	Home	Road	Neutral	Overall
Smith	5-2	3-5	0-0	8-7
Daniel	1-0	0-0	0-0	1-0

2015 (11-5)

Date	Result	Opp.	Chiefs QB	Opp. QB
9/13	W 27-20	HOU	Smith	Hoyer
9/17	L 24-31	DEN	Smith	Manning
9/28	L 28-38	@GB	Smith	Rodgers
10/4	L 21-36	@CIN	Smith	Dalton
10/11	L 17-18	CHI	Smith	Cutler
10/18	L 10-16	@MIN	Smith	Bridgewater
10/25	W 23-13	PIT	Smith	Jones
11/1	W 45-10	DET	Smith	Stafford
11/15	W 29-13	@DEN	Smith	Manning
11/22	W 33-3	@SD	Smith	Rivers
11/29	W 30-22	BUF	Smith	Taylor
12/6	W 34-20	@OAK	Smith	Carr
12/13	W 10-3	SD	Smith	Rivers
12/20	W 34-14	@BAL	Smith	Clausen
12/27	W 17-13	CLE	Smith	Manziel
1/3/16	W 23-17	OAK	Smith	Carr

AFC Wild Card Playoff Game

1/9	W 30-0	@HOU	Smith	Hoyer
-----	--------	------	-------	-------

AFC Divisional Playoff Game

1/16	L 20-27	@NE	Smith	Brady
	Home	Road	Neutral	Overall
Smith	6-2	5-3	0-0	11-5 (1-1)
		(1-1)		

KEY

Replacement Games
(Postseason Record)

* Overtime
** Double Overtime



AFC CHAMPIONSHIP GAME RESULTS



SEASON	DATE	RESULT	SITE
1960	1-1-61	Houston 24, L.A. Chargers 16	Houston
1961	12-24-61	Houston 10, San Diego 3	San Diego
1962	12-23-62	Dallas 20, Houston 17**	Houston
1963	1-5-64	San Diego 51, Boston 10	San Diego
1964	12-26-64	Buffalo 20, San Diego 7	Buffalo
1965	12-26-65	Buffalo 23, San Diego 0	San Diego
1966	1-1-67	Kansas City 31, Buffalo 7	Buffalo
1967	12-31-67	Oakland 40, Houston 7	Oakland
1968	12-29-68	N.Y. Jets 27, Oakland 23	New York
1969	1-4-70	Kansas City 17, Oakland 7	Oakland
1970	1-3-71	Baltimore 27, Oakland 17	Baltimore
1971	1-2-72	Miami 21, Baltimore 0	Miami
1972	12-31-72	Miami 21, Pittsburgh 17	Pittsburgh
1973	12-30-73	Miami 27, Oakland 10	Miami
1974	12-29-74	Pittsburgh 24, Oakland 13	Oakland
1975	1-4-76	Pittsburgh 16, Oakland 10	Pittsburgh
1976	12-26-76	Oakland 24, Pittsburgh 7	Oakland
1977	1-1-78	Denver 20, Oakland 17	Denver
1978	1-7-79	Pittsburgh 34, Houston 5	Pittsburgh
1979	1-6-80	Pittsburgh 27, Houston 13	Pittsburgh
1980	1-11-81	Oakland 34, San Diego 27	San Diego
1981	1-10-82	Cincinnati 27, San Diego 7	Cincinnati
1982	1-23-83	Miami 14, N.Y. Jets 0	Miami
1983	1-8-84	L.A. Raiders 30, Seattle 14	Los Angeles
1984	1-6-85	Miami 45, Pittsburgh 28	Miami
1985	1-12-86	New England 31, Miami 14	Miami
1986	1-11-87	Denver 23, Cleveland 20*	Cleveland
1987	1-17-88	Denver 38, Cleveland 33	Denver
1988	1-8-89	Cincinnati 21, Buffalo 10	Cincinnati
1989	1-14-90	Denver 37, Cleveland 21	Denver
1990	1-20-91	Buffalo 51, L.A. Raiders 3	Buffalo
1991	1-12-92	Buffalo 10, Denver 7	Buffalo
1992	1-17-93	Buffalo 29, Miami 10	Miami
1993	1-23-94	Buffalo 30, Kansas City 13	Buffalo
1994	1-15-95	San Diego 17, Pittsburgh 13	Pittsburgh
1995	1-14-96	Pittsburgh 20, Indianapolis 16	Pittsburgh
1996	1-12-97	New England 20, Jacksonville 6	New England
1997	1-11-98	Denver 24, Pittsburgh 21	Pittsburgh
1998	1-17-99	Denver 23, N.Y. Jets 10	Denver
1999	1-23-00	Tennessee 33, Jacksonville 14	Jacksonville
2000	1-14-01	Baltimore 16, Oakland 3	Oakland
2001	1-27-02	New England 24, Pittsburgh 17	Pittsburgh
2002	1-19-03	Oakland 41, Tennessee 24	Oakland
2003	1-18-04	New England 24, Indianapolis 14	New England
2004	1-23-05	New England 41, Pittsburgh 27	Pittsburgh
2005	1-22-06	Pittsburgh 34, Denver 17	Denver
2006	1-21-07	Indianapolis 38, New England 34	Indianapolis
2007	1-20-08	New England 21, San Diego 12	New England
2008	1-18-09	Pittsburgh 23, Baltimore 14	Pittsburgh
2009	1-24-10	Indianapolis 30, N.Y. Jets 17	Indianapolis
2010	1-23-11	Pittsburgh 24, N.Y. Jets 19	Pittsburgh
2011	1-22-12	New England 23, Baltimore 20	New England
2012	1-20-13	Baltimore 28, New England 13	New England
2013	1-19-14	Denver 26, New England 16	Denver
2014	1-18-15	New England 45, Indianapolis 7	New England
2015	1-24-16	Denver 20, New England 18	Denver

* Overtime

** Double Overtime

Note: Includes AFL Championship Games, 1960-69



NFC CHAMPIONSHIP GAME RESULTS



SEASON	DATE	RESULT	SITE
1960	12-26-60	Philadelphia 17, Green Bay 13	Philadelphia
1961	12-31-61	Green Bay 37, New York 0	Green Bay
1962	12-30-62	Green Bay 16, New York 7	New York
1963	12-29-63	Chicago 14, New York 10	Chicago
1964	12-27-64	Cleveland 27, Baltimore 0	Cleveland
1965	1-2-66	Green Bay 23, Cleveland 12	Green Bay
1966	1-1-67	Green Bay 34, Dallas 27	Dallas
1967	12-31-67	Green Bay 21, Dallas 17	Green Bay
1968	12-29-68	Baltimore 34, Cleveland 0	Cleveland
1969	1-4-70	Minnesota 27, Cleveland 7	Minnesota
1970	1-3-71	Dallas 17, San Francisco 10	San Francisco
1971	1-2-72	Dallas 14, San Francisco 3	Dallas
1972	12-31-72	Washington 26, Dallas 3	Washington
1973	12-30-73	Minnesota 27, Dallas 10	Dallas
1974	12-29-74	Minnesota 14, Los Angeles 10	Minnesota
1975	1-4-76	Dallas 37, Los Angeles 7	Los Angeles
1976	12-26-76	Minnesota 24, Los Angeles 13	Minnesota
1977	1-1-78	Dallas 23, Minnesota 6	Dallas
1978	1-7-79	Dallas 28, Los Angeles 0	Los Angeles
1979	1-6-80	Los Angeles 9, Tampa Bay 0	Tampa Bay
1980	1-11-81	Philadelphia 20, Dallas 7	Philadelphia
1981	1-10-82	San Francisco 28, Dallas 27	San Francisco
1982	1-22-83	Washington 31, Dallas 17	Washington
1983	1-8-84	Washington 24, San Francisco 21	Washington
1984	1-6-85	San Francisco 23, Chicago 0	San Francisco
1985	1-12-86	Chicago 24, L.A. Rams 0	Chicago
1986	1-11-87	N.Y. Giants 17, Washington 0	East Rutherford
1987	1-17-88	Washington 17, Minnesota 10	Washington
1988	1-8-89	San Francisco 28, Chicago 3	Chicago
1989	1-14-90	San Francisco 30, L.A. Rams 3	San Francisco
1990	1-20-91	N.Y. Giants 15, San Francisco 13	San Francisco
1991	1-12-92	Washington 41, Detroit 10	Washington
1992	1-17-93	Dallas 30, San Francisco 20	San Francisco
1993	1-23-94	Dallas 38, San Francisco 21	Dallas
1994	1-5-95	San Francisco 38, Dallas 28	San Francisco
1995	1-14-96	Dallas 38, Green Bay 27	Dallas
1996	1-12-97	Green Bay 30, Carolina 13	Green Bay
1997	1-11-98	Green Bay 23, San Francisco 10	San Francisco
1998	1-17-99	Atlanta 30, Minnesota 27*	Minnesota
1999	1-23-00	St. Louis 11, Tampa Bay 6	St. Louis
2000	1-14-01	N.Y. Giants 41, Minnesota 0	East Rutherford
2001	1-27-02	St. Louis 29, Philadelphia 24	St. Louis
2002	1-19-03	Tampa Bay 27, Philadelphia 10	Philadelphia
2003	1-18-04	Carolina 14, Philadelphia 3	Philadelphia
2004	1-23-05	Philadelphia 27, Atlanta 10	Philadelphia
2005	1-22-06	Seattle 34, Carolina 14	Seattle
2006	1-21-07	Chicago 39, New Orleans 14	Chicago
2007	1-20-08	N.Y. Giants 23, Green Bay 20*	Green Bay
2008	1-18-09	Arizona 32, Philadelphia 25	Arizona
2009	1-24-10	New Orleans 31, Minnesota 28*	New Orleans
2010	1-23-11	Green Bay 21, Chicago 14	Chicago
2011	1-22-12	N.Y. Giants 20, San Francisco 17	San Francisco
2012	1-20-13	San Francisco 28, Atlanta 24	Atlanta
2013	1-19-14	Seattle 23, San Francisco 17	Seattle
2014	1-18-15	Seattle 28, Green Bay 22*	Seattle
2015	1-24-16	Carolina 49, Arizona 15	Carolina

* Overtime

Note: Includes NFL Championship Games, 1960-69



SUPER BOWL RESULTS



SUPER BOWL	DATE	RESULT	SITE
I	1-15-67	Green Bay 35, Kansas City 10	Los Angeles
II	1-14-68	Green Bay 33, Oakland 14	Miami
III	1-12-69	N.Y. Jets 16, Baltimore 7	Miami
IV	1-11-70	Kansas City 23, Minnesota 7	New Orleans
V	1-17-71	Baltimore 16, Dallas 13	Miami
VI	1-16-72	Dallas 24, Miami 3	New Orleans
VII	1-14-73	Miami 14, Washington 7	Los Angeles
VIII	1-13-74	Miami 24, Minnesota 7	Houston
IX	1-12-75	Pittsburgh 16, Minnesota 6	New Orleans
X	1-18-76	Pittsburgh 21, Dallas 17	Miami
XI	1-9-77	Oakland 32, Minnesota 14	Pasadena
XII	1-15-78	Dallas 27, Denver 10	New Orleans
XIII	1-21-79	Pittsburgh 35, Dallas 31	Miami
XIV	1-20-80	Pittsburgh 31, Los Angeles 19	Pasadena
XV	1-25-81	Oakland 27, Philadelphia 10	New Orleans
XVI	1-24-82	San Francisco 26, Cincinnati 21	Pontiac
XVII	1-30-83	Washington 27, Miami 17	Pasadena
XVIII	1-22-84	L.A. Raiders 38, Washington 9	Tampa
XIX	1-20-85	San Francisco 38, Miami 16	Stanford
XX	1-26-86	Chicago 46, New England 10	New Orleans
XXI	1-25-87	N.Y. Giants 39, Denver 20	Pasadena
XXII	1-31-88	Washington 42, Denver 10	San Diego
XXIII	1-22-89	San Francisco 20, Cincinnati 16	Miami
XXIV	1-28-90	San Francisco 55, Denver 10	New Orleans
XXV	1-27-91	N.Y. Giants 20, Buffalo 19	Tampa
XXVI	1-26-92	Washington 37, Buffalo 24	Minneapolis
XXVII	1-31-93	Dallas 52, Buffalo 17	Pasadena
XXVIII	1-30-94	Dallas 30, Buffalo 13	Atlanta
XXIX	1-29-95	San Francisco 49, San Diego 26	Miami
XXX	1-28-96	Dallas 27, Pittsburgh 17	Tempe
XXXI	1-26-97	Green Bay 35, New England 21	New Orleans
XXXII	1-25-98	Denver 31, Green Bay 24	San Diego
XXXIII	1-31-99	Denver 34, Atlanta 19	Miami
XXXIV	1-30-00	St. Louis 23, Tennessee 16	Atlanta
XXXV	1-28-01	Baltimore 34, N.Y. Giants 7	Tampa
XXXVI	2-3-02	New England 20, St. Louis 17	New Orleans
XXXVII	1-26-03	Tampa Bay 48, Oakland 21	San Diego
XXXVIII	2-1-04	New England 32, Carolina 29	Houston
XXXIX	2-6-05	New England 24, Philadelphia 16	Jacksonville
XL	2-5-06	Pittsburgh 21, Seattle 10	Detroit
XLI	2-4-07	Indianapolis 29, Chicago 17	Miami
XLII	2-3-08	N.Y. Giants 17, New England 14	Glendale
XLIII	2-1-09	Pittsburgh 27, Arizona 23	Tampa
XLIV	2-7-10	New Orleans 31, Indianapolis 17	South Florida
XLV	2-6-11	Green Bay 31, Pittsburgh 25	North Texas
XLVI	2-5-12	N.Y. Giants 21, New England 17	Indianapolis
XLVII	2-3-13	Baltimore 34, San Francisco 31	New Orleans
XLVIII	2-2-14	Seattle 43, Denver 8	New Jersey
XLIX	2-1-15	New England 28, Seattle 24	Glendale



FUTURE SUPER BOWL SITES



SUPER BOWL	SITE	STADIUM	DATE
50	Santa Clara, Calif.	Levi's Stadium	February 7, 2016
LI	Houston, Texas	NRG Stadium	February 5, 2017
LII	Minneapolis, Minn.	TBD	February 4, 2018



CHIEFS

HONORS

THIS IS CHIEFS KINGDOM

CHIEFS IN THE PRO FOOTBALL HALL OF FAME



Lamar Hunt Founder • 1960 - 2006



**Southern Methodist
Foolish Club (1959)**

**Chiefs Hall of Fame (1970)
Pro Football Hall of Fame (1972)**

Founded the American Football League in '59 and served as the league's first President ... Was the first AFL figure to be inducted into the Pro Football Hall of Fame on July 29, 1972 ... Described as the "architect, designer and builder of an impossible dream" by his Hall of Fame presenter, William Sullivan ... His Dallas Texans took the field as one of the AFL's charter franchises in '60 and became the Kansas City Chiefs in '63 ... Served as a principal figure in the negotiations that resulted in the AFL-NFL merger which was announced in '66 and fully completed in '70 ... Played a pivotal role in designing the league's current playoff format, as well as the adoption of the old AFL two-point conversion rule into NFL play in '94 ... Held the post of President of the American Football Conference ... Since '84, the AFC Championship Game trophy has carried his name ... Saw the Chiefs win three AFL titles ('62, '66 and '69), as well as a Lombardi Trophy from Super Bowl IV ... Was credited with accidentally putting the name "Super Bowl" on the NFL's championship game ... Graduated from Southern Methodist University in '56 with a B.S. in Geology ... Was a reserve end on SMU's football team ... He is survived by his wife, Norma and their four children, Lamar Jr., Sharon, Clark and Daniel, as well as 15 grandchildren ... Born August 2, 1932 in El Dorado, Ark. ... Died December 13, 2006 in Dallas, Texas.

Lamar Hunt 11-Time Hall of Famer

Year	Hall of Fame	Location	Year	Hall of Fame	Location
1970	Chiefs	Kansas City, MO	1997	Texas Business	Houston, TX
1972	Pro Football	Canton, OH	2004	KC Business	Kansas City, MO
1982	U.S. Soccer	Oneonta, NY	2005	FC Dallas Walk of Fame	Frisco, TX
1984	Texas Sports	Waco, TX	2008	Famous Missourians	Jefferson City, MO
1993	International Tennis	Newport, RI	2008	SMU Athletics	Dallas, TX
1995	Missouri Sports	Springfield, MO			

THE LAMAR HUNT TROPHY

The winning team in the American Football Conference receives the Lamar Hunt Trophy, named in honor of Pro Football Hall of Fame inductee Lamar Hunt, the founder of the American Football League and the Kansas City Chiefs. First presented following the 1984 season, the 2010 season marked the debut of its redesign by Tiffany & Co. The new trophy reflects the sterling silver material of the Vince Lombardi Trophy, awarded each year to the Super Bowl champions. The Lamar Hunt Trophy is designed to depict the journey of the playoffs leading into the Super Bowl. The trophy's shape is based on the football shape used on the Vince Lombardi Trophy. It features an etched conference logo and the NFL Shield.



HUNT'S PRO FOOTBALL RECORD



REGULAR SEASON				POSTSEASON			
Year	W	L	T	Year	W	L	T
1960	8	6	0	1992	10	6	0
1961	6	8	0	1993	11	5	0
1962	11	3	0	1994	9	7	0
1963	5	7	2	1995	13	3	0
1964	7	7	0	1996	9	7	0
1965	7	5	2	1997	13	3	0
1966	11	2	1	1998	7	9	0
1967	9	5	0	1999	9	7	0
1968	12	2	0	2000	7	9	0
1969	11	3	0	2001	6	10	0
1970	7	5	2	2002	8	8	0
1971	10	3	1	2003	13	3	0
1972	8	6	0	2004	7	9	0
1973	7	5	2	2005	10	6	0
1974	5	9	0	2006	9	7	0
1975	5	9	0	Totals	375	321	12
				Year	W	L	T
				1962	1	0	0
				1966	1	1	1
				1968	0	1	1
				1969	3	0	0
				1971	0	1	1
				1986	0	1	1
				1990	0	1	1
				1991	1	1	1
				1992	0	1	1
				1993	2	1	1
				1994	0	1	1
				1995	0	1	1
				1997	0	1	1
				2003	0	1	1
				2006	0	1	1
				Totals	8	13	

78

Bobby Bell Linebacker • 1963-74



**Minnesota
Draft (No. 7 - 1963)**

**Chiefs Hall of Fame (1980)
Pro Football Hall of Fame (1983)**

Considered by many as the greatest outside linebacker to ever play the game ... Became the first Chiefs player to be enshrined in the Pro Football Hall of Fame when he was presented by Hank Stram on July 30, 1983 ... Was just the fifth American Football League performer to be immortalized in Canton ... Superb athlete began his pro career as a defensive end because the Chiefs needed help at that position when he joined the club as a seventh-round draft choice in '63 ... Was moved to



linebacker in '65, where he earned a spot in the AFL All-Star game or the Pro Bowl each of the next nine years ... Was named to the AFL's All-Time Team by the Pro Football Hall of Fame ... Starred on two AFL Championship teams, playing in Super Bowls I and IV ... Did not miss a contest during his 12-year career, playing in 168 consecutive games ... Intercepted 26 passes and recovered 15 fumbles ... Scored nine career TDs, including a 53-yard kickoff return ... His eight defensive touchdowns are the most of any player in franchise annals ... Versatile performer handled deep snapping on punts and kicks for the Chiefs ... Began his collegiate career as a quarterback at Minnesota ... Switched to defensive tackle as a sophomore and earned All-America honors at that position as both a junior and senior ... Received the Outland Trophy as college football's outstanding lineman in '62 ... Played on the College All-Star team that defeated the Green Bay Packers in '63 ... Is enshrined in the College Football (1991) and Missouri Sports Halls of Fame (1995) ... Was an all-state QB at Cleveland High School in Shelby, N.C. ... Resides in Kansas City and is currently retired after previously doing marketing for Factory Motor Parts ... Born June 17, 1940 in Shelby, N.C.



BELL'S PRO STATISTICS



	Games	No.	Yds.	Avg.	LG	TD	FUMBLE Recoveries
Chiefs Totals	168	26	479	18.4	61	6	15
Postseason	7	0	0	0.0	--	0	0

Additional Stats: Had one kickoff return for a 53-yard TD vs. Denver (11/27/69).

BELL'S PRO SCORES (9)

Date	Opponent	How Scored	Result
10/18/64	Buffalo	20-yard fumble return	L Kansas City 22, Buffalo 35
10/3/65	Boston	38-yard INT return	W Kansas City 27, Boston 17
10/16/66	Oakland	7-yard fumble return	L Kansas City 13, Oakland 34
9/9/67	@ Houston	32-yard INT return	W Kansas City 25, Houston 20
11/27/69	Denver	53-yard kickoff return	W Kansas City 31, Denver 17
11/8/70	Houston	45-yard INT return	W Kansas City 24, Houston 9
12/19/71	Buffalo	26-yard INT return	W Kansas City 22, Buffalo 9
12/3/72	Denver	61-yard INT return	W Kansas City 24, Denver 21
10/6/74	Denver	28-yard INT return	L Kansas City 14, Denver 17

REGULAR SEASON

SINGLE GAME CAREER HIGHS

Interceptions: 2 at San Diego (12/8/68)

INT Return Yards: 61 vs. Denver (12/3/72)

Long INT Return: 61 vs. Denver (12/3/72)

Fumble Recoveries: 2 at N.Y. Titans (11/16/69)

63


Willie Lanier Linebacker • 1967-77



Morgan State
Draft (No. 2b - 1967)

Chiefs Hall of Fame (1985)
Pro Football Hall of Fame (1986)

A ferocious tackler who served as the intelligent and disciplined quarterback of the Chiefs' vaunted defense, manning the club's middle linebacker post for 11 glorious seasons ... Presented by Lamar Hunt at the Pro Football Hall of Fame enshrinement ceremonies on August 2, 1986 ... Named to the NFL's 75th Anniversary Team in '94 ... Had the speed and agility to grab 27 career interceptions, good for the ninth-best total in franchise annals ... His 18 fumble recoveries rank second in club history ...



A second-round draft choice in '67, he missed just five games during his pro career, which spanned 149 contests ... Played in two AFL All-Star games and six AFC-NFC Pro Bowls ... Named the Outstanding Defensive Player in the '72 Pro Bowl ... Helped the Chiefs to their only World Championship, a Super Bowl IV victory over Minnesota ... Became a starter four games into his rookie season ... Became the first Chiefs player to be named the NFL Man of the Year in '72 ... Is a member of both the Missouri Sports Hall of Fame (1999) and the College Football Hall of Fame (2000) ... Was a two-time Small College All-America pick at Morgan State, graduating with a B.S. in Administration ... Named MVP of the '66 Tangerine Bowl ... Attended Maggie L. Walker High School in Richmond, Va. ... Lives in Richmond, and serves as President of Lanier Group, an acquisition company ... Was formerly Chairman and CEO of Syncreon US, a supply chain management corporation ... Was nicknamed "Honey Bear" because he looked and acted friendly, but was ravenous on the field ... Born August 21, 1945 in Clover, Va.



NFL 75TH ANNIVERSARY TEAM



Linebackers

Dick Butkus 1965-73
Jack Ham 1971-82
Ted Hendricks 1969-83
Jack Lambert 1974-84

Willie Lanier 1967-77
Ray Nitschke 1958-72
Lawrence Taylor 1981-93



LANIER'S PRO STATISTICS



	Games	No.	Yds.	Avg.	LG	TD	FUMBLE Recoveries
Chiefs Totals	149	27	440	16.3	75	2	18
Postseason	5	2	26	13.0	17	0	0

Additional Stats: Had one kickoff return for one yard at San Diego (10/15/67).

LANIER'S PRO SCORES (3)

Date	Opponent	How Scored	Result
12/8/68	@ San Diego	75-yard INT Return	W Kansas City 40, San Diego 3
9/30/73	Oakland	17-yard INT Return	W Kansas City 16, Oakland 3
11/18/74	@ Denver	Safety, tackled Otis Armstrong	W Kansas City 42, Denver 34

REGULAR SEASON SINGLE GAME CAREER HIGHS

Interceptions: 2 vs. Denver (12/6/70)

INT Return Yards: 75 at San Diego (12/8/68)

Long INT Return: 75 at San Diego (12/8/68)

Fumble Recoveries: 2 vs. Cincinnati (10/15/72)

vs. San Diego (12/16/73)

16

Len Dawson Quarterback • 1962-75



Purdue
Free Agent (1962)

Chiefs Hall of Fame (1979)
Pro Football Hall of Fame (1987)

Heart and soul of the Texans/Chiefs franchise during his illustrious career ... Presented by Hank Stram during Canton enshrinement ceremonies on August 8, 1987 ... During his tenure as the team's field general, he helped make the Chiefs one of pro football's premier teams and wound up among the elite passers in the game's history ...

Under his guidance, the Chiefs were perennial contenders and won AFL Championships in '62, '66 and '69 ... Was MVP of Super Bowl IV when he directed Kansas City to a 23-7 win over the heavily-favored Minnesota Vikings ...

Won the AFL passing title four times and still holds Chiefs career marks for pass attempts (3,696), completions (2,115), passing yards (28,507) and touchdowns (237) ... Started his pro career as a first-round draft pick of Pittsburgh



in '57, then landed with Cleveland before being cut by the Browns on June 12, 1962 ... Was signed by the Texans as a free agent on July 2, 1962 ... Named to six AFL All-Star teams and one Pro Bowl squad ('71) ... Named AFL Player of the Year in '62 ... Started 158 regular season games for Kansas City, by far the most of any signal-caller in franchise history ... Led the AFL in passing four different seasons ('62, '64, '66 and '68) ... Paced the AFL in completion percentage eight times, including a string of six straight seasons from '64-69, the longest streak in NFL history ... Named the '73 NFL Man of the Year as pro football's outstanding player-citizen ... Retired on May 1, 1976 ... Was enshrined in the Missouri Sports Hall of Fame in '94 ... Led the Big Ten in passing and total offense for three seasons at Purdue ... Does color commentary on the Chiefs Radio Network and is a sports analyst at KMBC-TV in Kansas City ... Nicknamed "Lenny the Cool" ... Born June 20, 1935 in Alliance, Ohio.



DAWSON'S PRO STATISTICS



PASSING

Year	Team	G-S	Att.	Comp.	Yds.	Pct.	Att.	TD	Pct.	INT	Pct.	LG	Rating
1957	Pittsburgh	3-1	4	2	25	50.0	6.3	0	0.0	0	0.0	15	69.8
1958	Pittsburgh	4-0	6	1	11	16.7	1.8	0	0.0	2	33.3	11	0.0
1959	Pittsburgh	12-0	7	3	60	42.9	8.6	1	14.3	0	0.0	32	113.1
1960	Cleveland	2-1	13	8	23	61.5	1.8	0	0.0	0	0.0	23	65.9
1961	Cleveland	7-1	15	7	85	46.7	5.7	1	6.7	3	20.0	17	47.2
1962	Dallas (AFL)	14-14	310	189	2,759	61.0	8.9	29	9.4	17	5.5	92	98.3
1963	Kansas City	14-13	352	190	2,389	54.0	6.8	26	7.4	19	5.4	82	77.5
1964	Kansas City	14-14	354	199	2,879	56.2	8.1	30	8.5	18	5.1	72	89.9
1965	Kansas City	14-12	305	163	2,262	53.4	7.4	21	6.9	14	4.6	67	81.3
1966	Kansas City	14-14	284	159	2,527	56.0	8.9	26	9.2	10	3.5	89	101.7
1967	Kansas City	14-14	357	206	2,651	57.7	7.4	24	6.7	17	4.8	71	83.7
1968	Kansas City	13-13	224	131	2,109	58.5	9.4	17	7.6	9	4.0	92	98.6
1969	Kansas City	9-7	166	98	1,323	59.0	8.0	9	5.4	13	7.8	55	69.9
1970	Kansas City	14-13	262	141	1,876	53.8	7.2	13	5.0	14	5.3	61	71.0
1971	Kansas City	14-13	301	167	2,504	55.5	8.3	15	5.0	13	4.3	82	81.6
1972	Kansas City	14-12	305	175	1,835	57.4	6.0	13	4.3	12	3.9	44	72.8
1973	Kansas City	8-6	101	66	725	65.3	7.2	2	2.0	5	5.0	48	72.4
1974	Kansas City	14-8	235	138	1,573	58.7	6.7	7	3.0	13	5.5	84	65.8
1975	Kansas City	12-5	140	93	1,095	66.4	7.8	5	3.6	4	2.9	51	90.0
Chiefs Totals		182-158	3,696	2,115	28,507	57.2	7.7	237	6.4	178	4.8	92	92.8
Pro Totals		210-161	3,741	2,136	28,711	57.1	7.7	239	6.4	183	4.9	92	82.6
Postseason		8-8	188	107	1,497	56.9	8.0	7	3.7	8	4.3	63	77.1

Regular Season Additional Stats: Had 294 carries for 1,293 yards (4.4 avg.) with nine TDs.

Postseason Additional Stats: Had 22 carries for 103 yards (4.7 avg.) with a long of 20 yards.

86

Buck Buchanan

Defensive Tackle • 1963-75



Grambling

Draft (No. 1 - 1963)

Chiefs Hall of Fame (1981)

Pro Football Hall of Fame (1990)

Became the third member of the Chiefs feared defense of the '60s and '70s to enter the Pro Football Hall of Fame when he was presented by Hank Stram on August 4, 1990 ... The first overall selection in the '63 AFL Draft, the pick utilized to select Buchanan was acquired in the only trade ever personally orchestrated by Lamar Hunt as the Texans sent QB Cotton Davidson to Oakland ...

The Raiders later drafted Hall of Fame G Gene Upshaw in '67 with the expressed purpose of blocking Buchanan, who became the prototype for future pro defensive linemen ... Combined perfect size (6-7, 270) with outstanding strength and deceptive speed (10.2 in the 100) ... Worked briefly as a defensive end during his rookie campaign before becoming a fixture at right defensive tackle ... Helped Kansas City win two AFL crowns and their only Super Bowl following the '69 season ... Had an eight-year stretch where he either went to the AFL All-Star game or the AFC-NFC Pro Bowl ... Was a unanimous All-AFL pick from '66-69 ... His teammates named him Chiefs MVP in '65 and '67 ... In '67 alone he batted down 16 passes at or behind the line of scrimmage ... Played in 182 career regular season games, including a stretch of 166 in a row ... Eddie Robinson, the legendary coach at Grambling where Buchanan was an NAIA All-America choice in '62, called him "the finest lineman I've ever seen." ... Played both offensive and defensive tackle at Grambling ... Enshrined in the College Football Hall of Fame in '96 ... Owned All-Pro Construction Company and All-Pro Advertising in Kansas City ... Was captain of both the football and basketball squads at Parker High School in Birmingham, Ala. ... Given name was "Junious," but was known as "Buck" ... Born September 10, 1940 in Gainesville, Ala. and died July 16, 1992 in Kansas City. Survived by his wife, Georgia, who lives in Kansas City.



BUCK BUCHANAN • 1940-1992

"The first time I met him, I was impressed with his awesome size, speed and agility, but underneath it all, you came away impressed with a tremendous person, a great competitor and a terrific leader. He loved what he represented, his family and the Chiefs."

- Hank Stram • July 1992



BUCHANAN'S PRO STATISTICS



	Games	No.	Yds.	Avg.	LG	TD	FUMBLE Recoveries
Chiefs Totals	182	3	37	12.3	17	0	3
Postseason	7	0	0	0.0	--	0	0

Additional Stats: Had one kickoff return for no yards vs. N.Y. Jets (11/5/67).

BUCHANAN'S PRO SCORE (1)

Date	Opponent	How Scored	Result
12/8/68	@ San Diego	Safety, tackled Jon Brittenum	W Kansas City 40, San Diego 3

REGULAR SEASON SINGLE GAME CAREER HIGHS

Interceptions: 1, three times, last vs. Oakland (9/30/73)

INT Return Yards: 17 vs. Oakland (9/30/73)

Long INT Return: 17 vs. Oakland (9/30/73)

Fumble Recoveries: 1, three times, last at San Diego (10/27/74)

3

Jan Stenerud Kicker • 1967-79



Montana State

Draft (Redshirt No. 3 - 1966)

Chiefs Hall of Fame (1992)

Pro Football Hall of Fame (1991)

The first and only pure placekicker to be inducted into the Hall of Fame through 2015 ... Hank Stram presented Stenerud at enshrinement ceremonies in Canton on July 27, 1991 ... Stenerud's number 3 has been retired by the club ... Regarded by many as the best placekicker in pro football history ... Named to the NFL's 75th Anniversary Team in '94 and the Super Bowl Silver Anniversary Team in '90 ... Played 19 NFL seasons with Kansas City ('67-79), Green Bay ('80-83) and Minnesota ('84-85) ... At the time of his retirement he led the NFL in most career field goals and was second in scoring in the NFL behind the fabled George Blanda ... Ranks 13th on the league's all-time scoring list with 1,699 points and is 13th in career field goals made with 373 ... Played in 186 regular season games with Kansas City, the fourth-highest tally in team history ... Still owns or shares five Chiefs records, including field goals attempted in a career (436) and season (44), as well as consecutive games scoring field goals (16) ... Hit three field goals with a long of 48 yards in Super Bowl IV victory over the Vikings ... Played in 263 pro games and never missed one because of injury or illness ... Played in six Pro Bowls, including two AFL All-Star games ... Named the Outstanding Offensive Player in the '72 Pro Bowl ... Was selected by the Chiefs in the third round of the '65 AFL "Redshirt" Draft ... Attended Montana State University on a skiing scholarship ... Was an outstanding ski jumper in his native Norway ... Was also inducted into the Green Bay Packers Hall of Fame (1991) and the Missouri Sports Hall of Fame (1996) ... Served as director of business development for HNTB Architecture, Inc., a Kansas City architectural firm, from 1989-2011 ... Born November 26, 1942 in Fetsund, Norway.



STENERUD'S PRO STATISTICS

SCORING

Year	Team	G-S	FGM	FGA	Pct.	LG	PATs	Points
1967	Kansas City	14-0	21	36	.583	54	45-45	108
1968	Kansas City	14-0	30	40	.750	52	39-40	129
1969	Kansas City	14-0	27	35	.771	54	38-38	119
1970	Kansas City	14-0	30	42	.714	55	26-26	116
1971	Kansas City	14-0	26	44	.591	54	32-32	110
1972	Kansas City	14-0	21	36	.583	50	32-32	95
1973	Kansas City	14-0	24	38	.632	47	21-23	93
1974	Kansas City	14-0	17	24	.708	50	24-26	75
1975	Kansas City	14-0	22	32	.688	51	30-31	96
1976	Kansas City	14-0	21	38	.553	52	27-33	90
1977	Kansas City	14-0	8	18	.444	37	27-28	51
1978	Kansas City	16-0	20	30	.667	46	25-26	85
1979	Kansas City	16-0	12	23	.522	46	28-29	64
1980	Green Bay	4-0	3	5	.600	40	3-3	12
1981	Green Bay	16-0	22	23	.917	53	35-36	101
1982	Green Bay	9-0	13	18	.722	48	25-27	64
1983	Green Bay	16-0	21	26	.808	48	52-52	115
1984	Minnesota	16-0	20	23	.870	54	30-31	90
1985	Minnesota	16-0	15	26	.577	49	41-43	86
Chiefs Totals		186-0	279	436	.640	55	394-409	1,231
Packers Totals		45-0	59	73	.808	53	115-118	292
Vikings Totals		32-0	35	49	.714	54	71-74	176
Pro Totals		263-0	373	558	.668	55	580-601	1,699



Hank Stram

Head Coach • 1960-74



Purdue

Free Agent (1960)

Chiefs Hall of Fame (1987)

Pro Football Hall of Fame (2003)

Guided the Texans/Chiefs on-field fortunes during the most glorious period in franchise history ... Entered the Hall of Fame on August 3, 2003 with QB Len Dawson serving as his presenter ... Commanded the club from '60-74, posting a regular season record of 124-76-10 (.614) ... Also compiled a 5-3 postseason mark ... Garnered a reputation as one of the game's most imaginative offensive minds ... Was credited with devising the moving pocket, the two-tight end offense and the stack defense ... Directed the franchise to three AFL titles and two Super Bowl appearances, including a 23-7



win vs. Minnesota in Super Bowl IV following the '69 season ... Put together a string of nine consecutive winning seasons from '65-73, compiling an 82-36 record over that span ... Was honored as either the AFL or AFC Coach of the Year four times: '62, '66, '68 and '70 ... Is enshrined in the Pro Football Hall of Fame along with six of his Chiefs players – LB Bobby Bell ('83), LB Willie Lanier ('86), QB Len Dawson ('87), DT Buck Buchanan ('90), K Jan Stenerud ('91) and CB Emmitt Thomas (2008) ... Served two seasons as the Saints head coach from '76-77, giving him a career NFL regular season record of 131-97-10 ... Enshrined in the Missouri Sports Hall of Fame in '96 ... Was an assistant coach at the University of Miami before being named the Texans head coach ... Also served as a college assistant at Purdue, SMU and Notre Dame ... Won seven letters as an athlete at Purdue, three in football and four in baseball ... Known as "The Mentor" ... Born January 3, 1923 in Chicago, Ill. and died on July 4, 2005 in Covington, La.



STRAM'S PRO COACHING RECORD



Year	Team	W	L	T	Pct.	Division Finish
1960	Dallas (AFL)	8	6	0	.571	2nd
1961	Dallas (AFL)	6	8	0	.429	2nd
1962	Dallas (AFL)	11	3	0	.786	1st
1963	Kansas City	5	7	2	.429	3rd
1964	Kansas City	7	7	0	.500	2nd
1965	Kansas City	7	5	2	.571	3rd
1966	Kansas City	11	2	1	.821	1st
1967	Kansas City	9	5	0	.643	2nd
1968	Kansas City	12	2	0	.857	2nd
1969	Kansas City	11	3	0	.786	2nd
1970	Kansas City	7	5	2	.571	2nd
1971	Kansas City	10	3	1	.750	1st
1972	Kansas City	8	6	0	.571	2nd
1973	Kansas City	7	5	2	.571	3rd
1974	Kansas City	5	9	0	.357	3rd
1976	New Orleans	4	10	0	.286	3rd
1977	New Orleans	3	11	0	.273	4th
Chiefs Totals		124	76	10	.614	
Saints Totals		7	21	0	.250	
Pro Totals		131	97	10	.571	

POSTSEASON

Year	Team	W	L	T	Pct.	Result
1962	Dallas (AFL)	1	0	0	1.000	AFL Champions
1966	Kansas City	1	1	0	.500	Lost in Super Bowl I
1968	Kansas City	0	1	0	.000	Lost in AFL Divisional Playoffs
1969	Kansas City	3	0	0	1.000	Super Bowl IV Champions
1971	Kansas City	0	1	0	.000	Lost in AFC Divisional Playoffs
Pro Totals		5	3	0	.625	

18

Emmitt Thomas Cornerback • 1966-78



**Bishop College
Free Agent (1966)**

**Chiefs Hall of Fame (1986)
Pro Football Hall of Fame (2008)**

The fourth member of the Chiefs vaunted defense of the '60-70s to be enshrined into the Pro Football Hall of Fame ... Patrolled the Kansas City secondary for 13 seasons and was one of the finest cornerbacks of his era ... Owns the Chiefs all-time interception record with 58, which places him 12th on the NFL's all-time list ... His 58 picks are also the fourth-highest NFL total by a pure cornerback ... Also holds the Kansas City club record with 938 interception return yards ... Returned five interceptions for touchdowns ... Led the NFL in interceptions in '74 with a team-record 12, just two shy of the league's single-season mark ... Led the AFL with nine picks in '69 ... Paced the Chiefs in interceptions in five seasons ... Registered 23.8



percent of his 63 career INTs (regular and postseason) against members of the Pro Football Hall of Fame ... Selected to four Pro Bowls ('71, '72, '74 and '75 seasons) and one AFL All-Star Game ('68 season) ... Named first-team AP All-Pro in '74 and was a second-team selection in '75 ... Played in 181 career regular season games, the eighth-highest total in club annals, as well as seven postseason contests ... Has the most postseason interceptions in Kansas City history with five, including two in the '69 AFL Championship Game and one in the Chiefs Super Bowl IV triumph over the Minnesota Vikings ... Won American Football League championships with Kansas City in '66 and '69 and was a member of the Chiefs Super Bowl I and Super Bowl IV squads ... Made the Chiefs as an undrafted free agent from Bishop College in Dallas ... Born June 3, 1943 in Angleton, Texas ... Has spent 30 seasons in the NFL coaching ranks with seven different teams ... Rejoined the Chiefs as defensive backs coach in 2010 ... Named to the Texas Black Sports Hall of Fame in 2016.



THOMAS' PRO STATISTICS



	Games	No.	Yds.	Avg.	LG	TD	FUMBLE Recoveries
Chiefs Totals	181	58	938	16.2	73	5	7
Postseason	7	5	101	20.2	62	0	0

Additional Stats: Had 11 punt returns for 64 yards (5.8 avg.) and 29 kickoff returns for 673 yards (23.2 avg.).

THOMAS' PRO SCORES (5)

Date	Opponent	How Scored	Result
11/12/67	@ Boston	57-yard INT Return	W Kansas City 23, Boston 10
11/27/69	Denver	45-yard INT Return	W Kansas City 31, Denver 17
10/18/71	Pittsburgh	32-yard INT Return	W Kansas City 38, Pittsburgh 17
9/15/74	N.Y. Jets	38-yard INT Return	W Kansas City 24, N.Y. Jets 16
12/4/74	Minnesota	73-yard INT Return	L Kansas City 15, Minnesota 35

REGULAR SEASON SINGLE GAME CAREER HIGHS

Interceptions: 2, eight times, last at Denver (11/18/74)

Long INT Return: 73 vs. Minnesota (12/4/74)

INT Return Yards: 73 vs. Minnesota (12/4/74)

Fumble Recoveries: 2 at Dallas (11/10/75)

58

Derrick Thomas Linebacker • 1989-99




Alabama

Draft (No. 1 - 1989)

Chiefs Hall of Fame (2001)

Pro Football Hall of Fame (2009)

Pass rusher extraordinaire became the third Chiefs linebacker to be inducted into the Pro Football Hall of Fame ... Served as the heart and soul of the Chiefs franchise for 11 glorious seasons ('89-99) ... Was not only a bona fide star in terms of his contributions on the field, but also illuminated countless lives through his charitable efforts ... Received the '93 NFL Man of the Year Award, the '95 Byron "Whizzer" White Award and was named former President George H. W. Bush's "832nd Point of Light" ... On the field, was one of the most dominant defensive players of his day thanks to his patented sack-and-strip maneuver ... Established Chiefs career records for sacks (126.5), safeties (3), fumble recoveries (19) and forced fumbles (45) ... His 126.5 sacks were the fourth-highest total ever by a linebacker at the time of his death and still rank 16th overall in NFL history ... Produced a club-record 20.0 sacks in '90, including an NFL-record 7.0 sacks vs. Seattle (11/11/90) ... A member of the Hall of Fame's All-Decade Team of the '90s, no player could top his 116.5 sacks during that decade ... The lone player in Chiefs history to see action in three different decades with his final contest coming vs. Oakland (1/2/00) ... Saw duty in 169 games (157 starts) and owns a share of another franchise mark with 10 career playoff appearances ... Won the Mack Lee Hill Award as a rookie in '89 ... Produced nine consecutive Pro Bowl berths following the '89-97 seasons, the second-highest total recorded by a player in Chiefs history ... Was the initial two-time winner ('91, '94) of the club's MVP trophy which now bears his name ... Known simply as "D.T." ... Was born January 1, 1967 in Miami, Florida, the same day the Chiefs won the '66 AFL Championship to advance to Super Bowl I. Died on February 8, 2000 in Miami, Fla., following a serious auto accident on January 23, 2000 in Kansas City, Mo.



THOMAS' PRO STATISTICS



Year	Team	G-S	TACKLES			SACKS		INTERCEPTIONS					QB	
			Solos	Asst.	Total	No.	Yds.	No.	Yds.	LG	PDs	FF	FR	Press.
1989	Kansas City	16-16	56	19	75	10.0	95.5	0	0	--	4	3	1	55
1990	Kansas City	15-15	47	16	63	20.0	150.0	0	0	--	5	6	2	35
1991	Kansas City	16-15	60	19	79	13.5	112.0	0	0	--	2	4	4	42
1992	Kansas City	16-16	54	13	67	14.5	113.0	0	0	--	2	8	3	27
1993	Kansas City	16-15	32	11	43	8.0	50.0	0	0	--	0	4	1	47
1994	Kansas City	16-15	67	19	86	11.0	71.0	0	0	--	5	6	3	45
1995	Kansas City	15-15	59	12	71	8.0	57.5	0	0	--	4	2	1	54
1996	Kansas City	16-15	49	9	58	13.0	99.0	0	0	--	4	3	1	47
1997	Kansas City	12-10	34	21	55	9.5	56.5	0	0	--	2	3	0	34
1998	Kansas City	15-10	40	12	54	12.0	79.0	0	0	--	1	3	2	26
1999	Kansas City	16-16	56	21	77	7.0	65.0	1	20	20	5	3	1	32
NFL Totals		169-158	558	170	728	126.5	948.5	1	20	20	34	45	19	444
Postseason		10-10	36	1	37	7.5	55.0	0	0	--	2	3	0	4

Additional Stats: Had four career touchdowns - a 23-yard fumble return at L.A. Rams (11/10/91), a fumble recovery in the end zone vs. Denver (12/27/92), an 86-yard fumble return at Seattle (12/5/93) and a 44-yard fumble return at Oakland (12/26/98). Had three safeties - vs. San Francisco (9/11/94), at San Diego (12/14/97) and vs. Oakland (9/6/98). Blocked a field goal vs. Pittsburgh (10/7/96).


61

Curley Culp Defensive Tackle • 1968-74

Arizona State
Trade (1968)

Chiefs Hall of Fame (2008)
Pro Football Hall of Fame (2013)

The fifth member of the Chiefs defense of the 1960s-70s to be enshrined into the Pro Football Hall of Fame ... Becomes the seventh player and ninth member of the team's Super Bowl IV victory in 1970 to enter Canton ... An anchor of the Chiefs defensive line for seven seasons ... Heralded as one



of the quickest defensive linemen in the league ... Became a prototype for today's 3-4 nose tackle ... Starting defensive tackle on Kansas City's Super Bowl IV squad ... A member of the Chiefs 25-Year All-Time Team ... Played in AFL All-Star Game following the 1969 campaign and the Pro Bowl after the 1971 campaign ... Named AP Defensive Player of the Week for outstanding games in both 1969 and 1973 ... Claimed the unofficial sack crown for the Chiefs with 9.0 QB takedowns in 1973 ... Owned five fumble recoveries while in a Kansas City uniform ... Appeared in 82 games for the Chiefs after joining the club in a trade with Denver ... Originally entered pro football as a second-round pick of the Broncos in 1968 ... Was traded to Houston in 1974 and played eight more seasons with Houston (1974-80) and Detroit (1980-81), earning four Pro Bowl berths during his tenure with the Oilers ... Earned All-America honors from *The Sporting News* and *Time* as a collegiate player at Arizona State ... Was the NCAA heavyweight wrestling champion in 1967 and was named to the 1968 U.S. Olympic wrestling team ... Born March 10, 1946 in Yuma, Ariz.



CULP'S PRO STATISTICS



	Games	FUMBLE Recoveries	Interceptions
Chiefs Totals	82	5	0
Pro Totals	179	13	1

ENSHRINEMENT REMARKS

"You know, this is an occasion that's long been in my dreams and now lives in reality. I cannot express how glorious a feeling this is for me and my family who have long hoped with me that this day would come. So to be enshrined into the Pro Football Hall of Fame gives me joy and inspiration that would last the rest of my life ... It is an honor for me to be placed among all of these great Hall of Famers, and an honor to wear the great red and white of the Kansas City Chiefs and the blue and white of the Houston Oilers, I am now honored and humbled to wear Hall of Fame gold."

- Curley Culp • August 3, 2013



68

Will Shields

Guard • 1993-06



Nebraska
Draft (No. 7 - 1993)

Chiefs Hall of Fame (2012)
Pro Football Hall of Fame (2015)

An anchor of the Chiefs offensive line for 14 seasons, he was known as one of the most reliable, durable and dependable offensive linemen in league history ... Appeared in a franchise-record 224 games with 223 starts to rank first in club history ... His 14 years of service rank second in team annals ... Elected



to 12 consecutive Pro Bowls, earning his first trip to the NFL's annual all-star game following the 1995 season ... His 12 career Pro Bowls played stand tied for the most appearances in the history of the AFC-NFC Pro Bowl ... Named the Walter Payton NFL Man of the Year in 2003 for not only his accomplishments on the field but also his extensive work off the field through his "Will to Succeed Foundation" ... Honored as the team's Mack Lee Hill Award winner in 1993 as the club's top rookie or first-year player ... Helped pave the way for five individual 1,000-yard rushers during his tenure with the Chiefs ... Helped the Chiefs lead the league in rushing offense in 1995 with 2,222 yards ... Blocked for RB Larry Johnson as he compiled 1,750 rushing yards in 2005 and 1,789 rushing yards in 2006, the two-highest single-season totals in team history ... RB Priest Holmes produced 1,615 rushing yards in 2002, the third-best seasonal mark in club annals, with Shields leading the way ... Helped anchor an offensive line that served as the foundation for one of the most potent offensive stretches in Chiefs history ... In 2004, Kansas City set an NFL single-season record with 398 first downs and led the league in total offense for the first time in franchise history, averaging a club-record 418.4 yards per game ... Originally entered

the NFL as the Chiefs third-round pick (7th overall) in the 1993 NFL Draft ... Was a three-time All-Big Eight choice at Nebraska and was honored with the Outland Trophy as a senior in 1992 as the nation's best interior lineman ... Was inducted into the College Football Hall of Fame in 2011 ... Born September 15, 1971 in Fort Riley, Kan.

SHIELD'S PRO STATISTICS



Year	Regular		Postseason	
	GP	GS	GP	GS
1993	16	15	3	3
1994	16	16	1	1
1995	16	16	1	1
1996	16	16	--	--
1997	16	16	1	1
1998	16	16	--	--
1999	16	16	--	--

Year	Regular		Postseason	
	GP	GS	GP	GS
2000	16	16	--	--
2001	16	16	--	--
2002	16	16	--	--
2003	16	16	1	1
2004	16	16	--	--
2005	16	16	--	--
2006	16	16	1	1

Totals 224 223 8 8



NFL LEADERS

REGULAR SEASON STARTING STREAKS THROUGH 2016

Games	Player	Teams	Streak
1. 297	Brett Favre	Green Bay, N.Y. Jets, Minnesota	Sept. 27, 1992-Dec. 5, 2010
2. 270	Jim Marshall	Minnesota	Sept. 17, 1961-Dec. 16, 1979
3. 240	Mick Tingelhoff	Minnesota	Sept. 16, 1962-Dec. 17, 1978
4. 229	Bruce Matthews	Houston (Tennessee)	Nov. 29, 1987-Jan. 6, 2002
5. 223	Will Shields	Kansas City	Sept. 12, 1993-Dec. 31, 2006




Mike Webster, Center, 1989-90

Enshrined Pro Football Hall of Fame 1997


53


Concluded his storied 17-year NFL career with two seasons in Kansas City ('89-90), but will be remembered by most for his 15 seasons ('74-88) with the Pittsburgh Steelers ... Regarded by many as the greatest center to ever play the game ... Noted for not only his strength, toughness and durability, but also his character ... A fifth-round draft pick of the Pittsburgh Steelers out of the University of Wisconsin in '74, went on to become one of the most dominating and durable offensive linemen of his era ... Played in 245 career games (207 starts), tying the NFL record for most contests ever played by a center ... Only seven other offensive linemen in league history have seen action in more games ... A member of Pittsburgh's teams which claimed wins in Super Bowls IX, X, XIII and XIV ... A nine-time Pro Bowler and six-time All-Pro selection ... Named to both the NFL's 75th Anniversary Team and the NFL's Silver Anniversary Super Bowl squad ... Born in Tomahawk, Wis. on March 18, 1952 and died in Pittsburgh, Pennsylvania on September 24, 2002.

19

Joe Montana, Quarterback, 1993-94

Enshrined Pro Football Hall of Fame 2000

Perhaps the finest quarterback ever to step under center in pro football history ... Concluded his masterful 16-year NFL tenure with two playoff seasons in Kansas City ('93-94) ... Spent 14 seasons ('79-92) in San Francisco and guided the 49ers to wins in Super Bowls XVI, XIX, XXIII and XXIV, earning game MVP honors three times (XVI, XIX and XXIV) ... The NFL's Most Valuable Player in '89 ... Earned eight Pro Bowl bids and led the league in passing in both '87 and '89 ... The king of the late-game heroics, exhibited his "Montana Magic" with 31 career fourth-quarter comebacks ... In '93, guided the Chiefs to their first AFC West title since '71 with an 11-5 mark ... Led Kansas City on a remarkable playoff run in '93 which concluded in Kansas City's first-ever trip to the AFC Championship Game ... Also took the Chiefs to the playoffs in '94, throwing for 314 yards in his final NFL game, a 27-17 postseason loss at Miami ... Played in 192 regular season NFL games with 164 starts and started 23 career playoff games ... Retired April 18, 1995, and at that time ranked fourth in NFL history in passing yards (40,551), attempts (5,391) and TD passes (273) ... Named to NFL's 75th Anniversary All-Time Team ... Born in New Eagle, Pa. on June 11, 1956.



Note: 2000 Pro Football Hall of Fame enshrinee Ronnie Lott never played in a regular season game for Kansas City, but retired as a member of the Chiefs in the '95 preseason.

Marv Levy, Head Coach, 1978-82

Enshrined Pro Football Hall of Fame 2001



Just the 11th modern-era head coach to be elected to the Pro Football Hall of Fame ... The only coach in NFL history to guide his squad to four consecutive Super Bowls ... Spent 16½ seasons as NFL head coach, compiling a 143-112 regular season record with the Chiefs and Bills ... Produced a 31-42 record with Kansas City from '78-82 ... Joined the Chiefs after serving a five-year stint as the head coach of the CFL's Montreal Alouettes ... After inheriting a team that was coming off a 2-12 season in '77, he installed a Wing-T offense with the Chiefs in '78 ... The club made steady improvement under his guidance, posting records of 4-12 in '78, 7-9 in '79 and 8-8 in '80 ... In '81, the Chiefs finished 9-7, marking the team's first winning campaign since '73 ... His final year in Kansas City was a strike-shortened 3-6 campaign in '82 ... A veteran of three professional leagues, served one year as head coach of the USFL's Chicago Blitz in '84 ... Took over the Buffalo Bills midway through the '86 season and produced a franchise-best 112-70 regular season record and an 11-8 postseason mark over the '86-97 campaigns ... Under his guidance, the Bills won six AFC East titles, claimed AFC Championships and represented the AFC in Super Bowls XXV, XXVI, XXVII and XXVIII ... Born in Chicago, Ill. on August 3, 1925.

Marcus Allen, Running Back, 1993-97
Enshrined Pro Football Hall of Fame 2003




Regarded as one of the finest all-purpose performers in NFL history, playing the game with unparalleled class and professionalism ... Was presented in Canton on August 3, 2003 by his father, Harold "Red" Allen ... Signed with the Chiefs as an unrestricted free agent on June 9, 1993 ... Helped lead Kansas City to a 55-25 record and three AFC West titles in five seasons with the Chiefs ... Played in 222 regular season contests, the most of any running back in NFL history before retiring on April 9, 1998 ... Owns 145 career TDs, putting him at sixth all-time in NFL history. ... Ranks third in league annals with 123 rushing TDs, including 44 in a Chiefs uniform ... Is eighth in NFL history with 3,022 rushing attempts and 12th with 12,243 rushing yards ... His 17,654 scrimmage yards are the seventh-highest career tally in the league books ... Led the league with 1,759 rushing yards and 2,314 yards from scrimmage in '85 ... Enjoyed six Pro Bowl seasons, including one with the Chiefs in '93 ... Was named the MVP of Super Bowl XVIII after compiling 191 rushing yards ... Won Kansas City's MVP Award in both '93 and '95 ... Also threw six TD passes during his career ... Was the first player in NFL history to record 10,000 yards rushing and 5,000 yards receiving ... Claimed the Heisman Trophy as a senior at Southern California in '81 ... Entered the NFL with the Raiders as the 10th overall selection in the '82 NFL Draft ... Enshrined in both the College Football and Missouri Sports Halls of Fame in 2001 ... Has served as an analyst and feature reporter for both CBS and The NFL Network ... Was an All-America quarterback and defensive back at San Diego's Lincoln High School ... Nicknamed "Cutty" for his innate ability to make opponents miss ... Born March 26, 1960 in San Diego, Calif.



Warren Moon, Quarterback, 1999-00
Enshrined Pro Football Hall of Fame 2006

Finished his 23-year career in the CFL and NFL as the most prolific passer in pro football history ... Competed in four decades of pro competition after beginning his career with the Edmonton Eskimos in '78, leading that club to an unprecedented five consecutive Grey Cup titles from '78-82 ... Made his NFL debut with Houston in '84 and went on to spend 17 seasons in the NFL ranks, seeing duty with Houston ('84-93), Minnesota ('94-96), Seattle ('97-98) and Kansas City ('99-00) ... Registered nine Pro Bowl berths during his illustrious career ... Earned All-Pro honors with the Oilers in '90, leading the league in completions (362), attempts (584), passing yards (4,689) and TDs (33) ... Including his regular and postseason totals in both the CFL and NFL, saw duty in an incredible 324 meaningful professional games, starting 263 of those contests, producing 5,754 completions, 9,880 attempts, 73,561 yards, 464 TDs and 331 INTs ... Those 73,561 career passing yards in both leagues translate into an astounding 42.0 miles ... In 208 games (203 starts) of regular season NFL competition, completed 3,988 of 6,823 passes for 49,325 yards with 291 TDs ... Also made 10 career NFL postseason starts ... Threw for 527 yards in a 27-10 Houston win at Kansas City (12/16/90), the second-highest single-game passing performance in NFL history ... Concluded his storied career with a two-year stint in Kansas City ... Became the oldest QB to ever start for the Chiefs when he opened a contest at San Diego (11/26/00) ... Was named the NFL's Man of the Year in '89 ... Born in Los Angeles, Calif. on November 18, 1956.



Willie Roaf, Tackle, 2002-05
Enshrined Pro Football Hall of Fame 2012



Heralded as one of the most consistent offensive linemen in NFL history, Roaf was elected to 11 Pro Bowls during his illustrious 13-year NFL career ... His 11 Pro Bowls tied him with Cincinnati T Anthony Munoz (1998) and Baltimore T Jonathan Ogden for the most Pro Bowl berths ever by an offensive tackle ... Spent four seasons with Kansas City (2002-05) and earned Pro Bowl invitations following each of those campaigns, the highest total by any offensive tackle in Chiefs history ... Received first-team AP All-Pro honors four times during his career, including the 2003-04 campaigns with the Chiefs ... One of the most dominant players at his position during his era, Roaf was named to the All-Decade Team of the 1990s and the 2000s by the Pro Football Hall of Fame ... Blocked for a 1,000-yard rusher during three of his four seasons with the Chiefs ... RB Larry Johnson compiled 1,750 rushing yards in 2005, the second-highest single-season total in team history. RB Priest Holmes, the franchise's all-time leading rusher, produced 1,615 rushing yards in 2002, the third-best seasonal mark in club annals ... QB Trent Green did not miss a single start with Roaf protecting his blind side, as the quarterback earned Pro Bowl honors in both 2003 and 2005 ... Helped anchor an offensive line that served as the foundation for one of the most potent offensive stretches in Chiefs history ... In 2004, Kansas City set an NFL single-season record with 398 first downs and led the league in total offense for the first time in franchise history, averaging a club-record 418.4 yards per game ... Started 189 regular season games and three postseason games during his NFL career ... Entered the NFL as a first-round draft pick (eighth overall) in 1993 out of Louisiana Tech ... Joined the Chiefs in a trade with New Orleans in 2002 ... Born in Pine Bluff, Ark.

CHIEFS HALL OF FAME



In tribute to those who have made outstanding contributions to the success of the Kansas City Chiefs Football Club, the team established a Hall of Fame. New inductees are selected based on exemplary play, as well as other criteria consistent with the high standards associated with the Chiefs. The award is announced annually at the "101 Banquet," with the honoree being recognized each year at Alumni Weekend. Eleven members of the Chiefs Hall of Fame are also enshrined in the Professional Football Hall of Fame in Canton, Ohio.

Lamar Hunt, Founder, 1960-2006



Inducted 1970


For bio, see first page of Honors section.

36

Mack Lee Hill, Running Back, 1964-65

Inducted 1971

Played running back for the Chiefs for two memorable seasons ('64-65) ... Died tragically while undergoing surgery after suffering a knee injury in the next-to-last game of the '65 season at Buffalo (12/12/65) ... Made the Chiefs roster in '64 as a rookie free agent out of Southern University and wound up as the team's second-leading rusher that season with 567 yards and four touchdowns on 105 carries ... Played in the AFL All-Star game after his rookie campaign ... Gained 627 yards, second-most on the team, in his second pro season ... Saw duty in just 27 career games ... Nicknamed "The Truck" ... His number 36 is retired ... Each year since '66, the Chiefs have annually presented the Mack Lee Hill Award to the team's top rookie or first-year performer ... Born on August 17, 1940 in Quincy, Fla. and died on December 14, 1965 in Kansas City, Mo.




HILL'S CHIEFS STATISTICS

Games	Rushing					Receiving				
	No.	Yds.	Avg.	LG	TD	No.	Yds.	Avg.	LG	TD
27	230	1,203	5.2	71	6	40	408	10.2	46	3

Jerry Mays, Defensive Tackle/Defensive End, 1961-70

75



Inducted 1972


Was a force on the Chiefs vaunted defensive line for 10 years ... Named to the All-Time AFL Team by the Pro Football Hall of Fame ... Was selected to play in the AFL All-Star game six times, following the '62 and '64-68 seasons ... Also made an appearance in the AFC-NFC Pro Bowl after the '70 campaign ... Played in 140 games with the Chiefs after joining the club as a fifth-round pick of the Dallas Texans in the '61 AFL Draft ... Was a starter at left defensive end on the Chiefs Super Bowl IV championship team ... Broke into pro football as a defensive tackle during his rookie campaign before switching to defensive end later that year ... Was a college standout at SMU ... Born November 24, 1939 in Dallas, Texas and died on July 17, 1994 in Lake Lewisville, Texas.

84

Fred Arbanas, Tight End, 1961-70


Inducted 1973

Was considered one of pro football's finest tight ends during his 10 seasons with the Texans/Chiefs ... Named to the All-Time AFL Team by the Pro Football Hall of Fame ... Was a five-time AFL All-Star, earning a spot on that squad following the '62-65 and '67 seasons ... Earned All-AFL honors on six occasions ... Was known for his tenacious blocking and courage ... Lost the sight in one eye in an accident in December of '64, but came back strong to earn All-AFL accolades the following season ... Member of Kansas City's Super Bowl IV title team ... Played in 118 games, catching 198 passes for 3,101 yards and 34 TDs ... Was a seventh-round pick of the Texans after a stellar college career at Michigan State ... Inducted into the Missouri Sports Hall of Fame in '97 ... Born on January 14, 1939 in Detroit, Mich.



ARBANAS' CHIEFS STATISTICS

Games	Receiving					Rushing				
	No.	Yds.	Avg.	LG	TD	No.	Yds.	Avg.	LG	TD
118	198	3,101	15.7	67	34	4	15	3.8	8	0



Inducted 1974

Excelled as both a halfback ('60-61) and safety ('62-71) ... Named to the AFL's All-Time Team by the Pro Football Hall of Fame as a safety ... Was the third-leading interceptor in AFL history with 43 ... His 57 career interceptions rank second in team history ... Led the AFL in picks with 10 in '66 and topped the NFL in '70 with 10 ... The Texans/Chiefs recorded a remarkable 35-1-1 record in games when he had an interception ... Was a six-time All-AFL selection ('63-68) and played in the AFC-NFC Pro Bowl following the '70 season ... Played in 164 career games ... As a halfback during the franchise's first two seasons, he rushed for 658 yards and six TDs on 150 carries and caught 77 passes for 1,228 yards and nine scores ... Was a first-round pick of the Texans in '60 ... Was also a first-round pick of the NFL's Detroit Lions ... Was a member of the Chiefs Super Bowl IV championship team and LSU's '59 National Championship squad ... Also enshrined in the Missouri Sports Hall of Fame ... Born September 9, 1938 in Delhi, La.


ROBINSON'S CHIEFS STATISTICS																		
G	Rushing				Receiving				Punt Returns				Interceptions					
	No.	Yds.	Avg.	TD	No.	Yds.	Avg.	TD	No.	Yds.	Avg.	TD	No.	Yds.	Avg.	LG	TD	FR
164	150	658	4.4	6	77	1,228	15.9	9	3	29	9.7	0	57	741	13.0	57	1	6

Inducted 1975

Led the Texans/Chiefs in pass receptions in four of his eight seasons: '61-63 and '65 ... Was an AFL All-Star in '61 and a first-team All-AFL pick in '62 ... Played in 103 regular season contests ... Ranks fourth in franchise history in pass receptions (391) and sixth in receiving yards (5,505) ... His 55 career TD grabs are the third-most in club annals ... Caught a team-record 12 TD passes during the '62 season ... Member of AFL championship squads in '62 and '66 ... Tied with WR Otis Taylor with a team-high 58 catches during the club's Super Bowl I season in '66 ... Joined Texans as a first-round pick in '60 ... As a senior at Stanford in '59, he set an NCAA record with 61 catches ... Was enshrined in the College Football Hall of Fame in '95 ... Born January 31, 1938 in Oakland, Calif.



BURFORD'S CHIEFS STATISTICS										
Receiving						Rushing				
Games	No.	Yds.	Avg.	LG	TD	No.	Yds.	Avg.	LG	TD
103	391	5,505	14.1	69	55	3	10	3.3	13	0




Inducted 1976

One of the most fiery competitors in franchise history ... Distinguished himself as both a linebacker ('61-67) and center ('68-70) ... Named to five AFL All-Star affairs as a linebacker, following the '61-62 and '64-66 seasons ... Given name was Emil Joe, but was known simply as E.J. or as the Chiefs "Holler Guy" ... Was the starting center on Kansas City's Super Bowl IV title team ... Played in 127 games after joining the Chiefs as a first-round draft pick of the Texans in '61 ... Made nine career interceptions ... Is one of the best players to ever come out of Texas Tech, where his career earned him a place in the College Football Hall of Fame in '86 ... Born January 5, 1938 in Schulenburg, Texas.

Inducted 1977

Considered by many to be the finest offensive tackle of his era ... Was selected to the AFL All-Star team or AFC-NFC Pro Bowl nine times ... Named to the All-Time AFL Team by the Pro Football Hall of Fame ... Was a starter in each of his 13 pro seasons, playing in 180 games ... His string of 180 straight games played is the third-longest streak in club history ... Named AFL Offensive Lineman of the Year in '69 ... Served on all three of the franchise's AFL Championship squads and was the starter at left tackle for the Chiefs in Super Bowl IV ... Also played one season with the Washington Redskins in '74 ... Was a college All-America choice at Ohio State and was chosen by the Texans in the third round of the '61 AFL Draft ... Born February 25, 1939 in Newark, Ohio and died on September 15, 1980 in Kansas City, Mo.





Inducted 1978

Spent five very productive seasons with the Chiefs before finishing his NFL career with the San Diego Chargers ('70-73) ... Is the seventh-leading rusher in Chiefs history, churning out 3,246 yards and 24 touchdowns on 736 carries ... Also caught 141 passes for 1,231 yards and seven scores ... Led team in rushing three times, including the '67 season when he gained 1,087 yards ... Was an All-AFL choice in '66-67 ... Scored a five-yard TD against the Minnesota Vikings in Super Bowl IV victory running "65 toss power trap" ... Winner of the '65 Heisman Trophy ... Inducted into the College Football Hall of Fame in '85 ... Started Southern Cal's long legacy of talented tailbacks ... Was selected by Kansas City in the 20th round of the '66 AFL Draft ... Born April 12, 1944 in Los Angeles, Calif.

GARRETT'S CHIEFS STATISTICS

Games	Rushing					Receiving					Punt Returns				
	No.	Yds.	Avg.	LG	TD	No.	Yds.	Avg.	LG	TD	No.	Yds.	Avg.	LG	TD
58	736	3,246	4.4	77	24	141	1,231	8.7	43	7	34	223	6.6	79	1

Inducted 1979


For bio, see fourth page of Honors section.

Inducted 1980

For bio, see second page of Honors section.

Inducted 1981

For bio, see fifth page of Honors section.



Inducted 1982

Was one of the best and most exciting wide receivers of his era ... Played in one AFL All-Star game after the '66 season and two AFC-NFC Pro Bowls, following the '71-72 campaigns ... Played in 130 regular season games ... His 7,306 receiving yards, 57 TD receptions and 19 100-yard games all rank second in team history, while his 410 career receptions rank third ... Twice topped the 1,000-yard receiving mark in a season, getting 1,297 in '66 and 1,110 in '71 ... Led Chiefs in pass receptions on five occasions ('66-67 and '70-72) ... Hauled in a dazzling 46-yard TD pass in Super Bowl IV labeled as "the signature play in team history" by Lamar Hunt ... Had his college number 17 retired by Prairie View A&M ... Was a fourth-round pick of the Chiefs in the '65 AFL Draft ... Spent several years as a scout for the Chiefs following his playing career ... Became a member

TAYLOR'S CHIEFS STATISTICS

Games	Receiving					Rushing				
	No.	Yds.	Avg.	LG	TD	No.	Yds.	Avg.	LG	TD
130	410	7,306	17.8	89	57	30	161	5.4	30	3

Inducted 1984

Was the finest offensive guard to play in the AFL ... Was named to the AFL's All-Time Team by the Pro Football Hall of Fame ... Was named to play in the AFL All-Star game or AFC-NFC Pro Bowl nine times, following the '63 and '65-72 seasons ... Was a starter during each of the Chiefs two Super Bowl appearances ... His 14 seasons with the Chiefs are tied for the second-most in team history ... Saw action in 177 career regular season games ... Was a first-team All-AFL pick in '66 and '69 ... His son, Brad, played for the Chiefs from '80-86 ... Selected by Kansas City in the first round of the '63 AFL Draft ... Was a college standout at Michigan State ... Was inducted into the Missouri Sports Hall of Fame in '98 ... Born November 2, 1940 in Highland Park, Mich.



Inducted 1985

For bio, see third page of Honors section.

18**Emmitt Thomas, Cornerback, 1966-78****Inducted 1986**

For bio, see eighth page of Honors section.

Hank Stram, Head Coach, 1960-74**Inducted 1987**


For bio, see seventh page of Honors section.

44**Jerrel Wilson, Punter, 1963-77****Inducted 1988**

Considered one of the top punters to ever play the game ... Was named to the All-Time AFL team by the Pro Football Hall of Fame ... Played more seasons (15) than any player in team history, while his 203 games played rank third in club annals ... Owns franchise records for most punts in a career (1,018), as well as records for gross average in a season (45.5) and game (56.4) ... His 43.4-yard career average ranks second in club annals ... Owns the NFL record for most seasons leading the league in punting average, doing so four times ('65, '68, '72-73) ... Owns the Super Bowl record for career punting average (46.5) ... Known as both "Thunderfoot" and "Duck" ... Had four career punts over 70 yards ... Named to three AFC-NFC Pro Bowl squads ... Was a center at Southern Mississippi ... Played some running back early in his pro career ... Spent one season with the New England Patriots in '78 ... Drafted by Kansas City in the 11th round of the '63 AFL Draft ... Born October 4, 1941 in New Orleans, La. and died on April 9, 2005 in Bronson, Texas.

**WILSON'S CHIEFS STATISTICS**

Games	Punting						Rushing				
	No.	Yds.	Avg.	LG	Blk	Net Avg.	No.	Yds.	Avg.	LG	TD
203	1,018	44,218	43.4	72	12	35.4	21	53	2.5	12	0

Ed Podolak, Running Back, 1969-77**14****Inducted 1989**

Is one of the toughest, most hard-nosed players to ever don a Chiefs uniform ... Played in 104 regular season games (66 starts) ... Is the Chiefs fourth all-time leading rusher with 4,451 yards on 1,157 carries and ranks sixth with 34 TDs ... Was also an excellent pass receiver and return man ... Caught 288 passes for 2,456 yards and six scores while averaging 8.6 yards per punt return and 20.5 yards per kickoff return ... His 8,343 career combined net yards are the fifth-most in club history ... Had one of the finest all-around performances in pro football history on Christmas Day '71, when he had an NFL single-game postseason record 350 total yards in a double OT playoff loss to Miami; had 85 rushing yards, 110 receiving yards and 155 yards on returns ... Led Kansas City in rushing five times, while pacing the squad in receiving and punt

returns three times apiece ... Selected by the Chiefs in the second round of the '69 draft ... Played QB and RB at the University of Iowa and does color commentary for the Hawkeye Radio Network ... Born September 1, 1947 in Atlantic, Iowa.


PODOLAK'S CHIEFS STATISTICS

Rushing						Receiving					Kickoff Returns					Punt Returns				
G-S	No.	Yds.	Avg.	LG	TD	No.	Yds.	Avg.	LG	TD	No.	Yds.	Avg.	LG	TD	No.	Yds.	Avg.	LG	TD
104-66	1,157	4,451	3.8	65	34	288	2,456	8.5	59	6	34	697	20.5	38	0	86	739	8.6	60	0


51

Jim Lynch, Linebacker, 1967-77**Inducted 1990**

Teamed with Pro Football Hall of Famers Willie Lanier and Bobby Bell to form one of the finest linebacker trios the game has ever seen ... The trio played together for eight memorable seasons ('67-74) ... Played in 151 games, including a string of 148 in a row ... Manned the right linebacker spot, where he recorded 17 interceptions ... Also produced 14 fumble recoveries, tying for the fifth-highest total in franchise history ... Had four seasons where he recorded three interceptions and two campaigns with three fumble recoveries ... Helped Chiefs to a huge victory over the Minnesota Vikings in Super Bowl IV, making four tackles ... Played in AFL All-Star game following the '68 season ... Was the co-captain of Notre Dame's '66 National Championship team and won the Maxwell Award as the nation's outstanding defensive player ... Enshrined in the College Football Hall of Fame in '92 ... Was a second-round pick of Kansas City in '67 ... Born August 28, 1945 in Lima, Ohio.

**Abner Haynes, Running Back, 1960-64**

28

Inducted 1991

Exciting running back and return specialist who still owns or shares four franchise records, including most points in a game (30), most touchdowns in a game (five) and most rushing touchdowns in a game (four), while tying for third in team history with 8,447 career combined net yards ... Is the fifth-leading rusher in team history (3,814) ... Played in 70 regular season games ... Led club in rushing four times: '60-62 and '64 ... Selected as the AFL's first Player of the Year in '60 when he led the league with 875 rushing yards ... Became the franchise's initial 1,000-yard rusher, getting 1,049 during the '62 AFL title season ... Named All-AFL from '60-62 ... In '65 he was traded to the Denver Broncos, where he spent two seasons ... Also played with the N.Y. Jets and Miami Dolphins ... Originally a first-round pick of the Oakland Raiders in '60 ... Was a college standout at North Texas ... Born September 19, 1937 in Denton, Texas.

HAYNES' CHIEFS STATISTICS

G	Rushing					Receiving					Kickoff Returns				Punt Returns			
	No.	Yds.	Avg.	LG	TD	No.	Yds.	Avg.	LG	TD	No.	Yds.	Avg.	TD	No.	Yds.	Avg.	TD
65	793	3,810	4.8	80	39	199	2,739	13.8	78	17	52	1,326	25.5	1	55	598	10.9	0

3

Jan Stenerud, Kicker, 1967-79**Inducted 1992**

For bio, see page 366.

Sherrill Headrick, Linebacker, 1960-67

69


Inducted 1993

Hard-nosed, all-giving linebacker whose teammates called him "Psycho" for his rambunctious nature and style of play ... Named to four All-AFL All-Star squads ('61-62, '65-66) ... Played in 108 regular season contests and named All-Pro five times as one of the league's best middle linebackers ... Played one season at offensive guard, center and linebacker in Canada ('59) before joining the Texans for the initial AFL season in '60 ... Left TCU after three seasons ... Signed with the Texans as a free agent ... Had 14 interceptions during his eight-year Texans/Chiefs career, returning three for touchdowns ... Played in '62 and '66 AFL title game wins and Super Bowl I ... Was selected by the Cincinnati Bengals in the '68 AFL Expansion Draft and played with that club for one season ... Born March 13, 1937 in Waco, Texas.

58

Jack Rudnay, Center, 1969-82**Inducted 1994**

Was regarded as one of the NFL's finest centers during the '70s ... Determined, gutsy, tough and humorous are probably the four best words that describe him ... Was the AFC's starting center in the Pro Bowl four straight times, following the '73-76 seasons ... Played in 178 games with the Chiefs, the fourth-most ever by a Kansas City offensive lineman, while his 171 starts are the third-most ever by a Chiefs player ... Put together an incredible string of 144 straight games played, beginning with the '70 season and lasting through the entire decade ... A fourth-round draft choice in '69, he missed the Chiefs Super Bowl IV season as a result of a back injury suffered in the College All-Star Game following his senior year at Northwestern ... Played both center and defensive tackle at Northwestern ... Born November 20, 1947 in Cleveland, Ohio.



**Inducted 1995**

Is the eighth-leading rusher in franchise history ... Was one of the early stars of the AFL ... Had 762 rushing attempts for 3,124 yards and 18 touchdowns ... Also caught 154 passes for 1,945 yards and 14 scores ... Played in 107 regular season games ... Made three AFL All-Star games following the '62 and '66-67 seasons and was named the Outstanding Player of the '62 game ... Was a member of both Chiefs Super Bowl teams and all three AFL title clubs ... Was named the AFL Rookie of the Year in '62, when he rushed for 604 yards and caught 29 passes for 333 yards ... Was the first AFL player to score a TD in a Super Bowl, catching a seven-yard pass in the second quarter of Super Bowl I ... Was a backup tight end on the Super Bowl IV championship squad ... Selected as a future choice by the Texans in the 14th round of the '61 AFL Draft ... Rushed for 1,377


yards as a college halfback at the University of Kansas ... Has been inducted into both the Missouri and Kansas Sports Halls of Fame ... Nicknamed "The Count" ... Born June 25, 1939 in Muskogee, Okla.

McCLINTON'S CHIEFS STATISTICS

Games	Rushing					Receiving				
	No.	Yds.	Avg.	LG	TD	No.	Yds.	Avg.	LG	TD
107	762	3,124	4.1	69	18	154	1,945	12.6	69	14

Deron Cherry, Safety, 1981-91**Inducted 1996**

Is one of the most celebrated and popular players in franchise history ... Was the finest free safety in the AFC throughout the '80s, grabbing six straight Pro Bowl berths following the '83-88 seasons, including five as a starter in the game ... Was selected to the Chiefs 25-Year Anniversary Team in '87 ... Entered the pro ranks as a rookie free agent punter, making him one of the most successful free agents in NFL history ... Owner of six 100-tackle seasons ... In 148 career games (124 starts), had 927 tackles, 50 interceptions, 15 fumble recoveries and three touchdowns ... Ranks third on the team's all-time interception list ... Led Chiefs in tackles four times and in interceptions on six occasions ... Won AFC interception title in '86 with nine pickoffs ... Was a strong safety and punter at Rutgers and was a high school quarterback ... Inducted into the Missouri Sports Hall of Fame in 2002 ... Is one of nine partners of the NFL's Jacksonville Jaguars ... Born September 12, 1959 in Palmyra, N.J.

**CHERRY'S CHIEFS STATISTICS**

G-S	Interceptions					Tackles			Sacks		
	No.	Yds.	Avg.	LG	TD	Solos	Asst.	Total	No.	Yds.	FR
148-124	50	688	13.8	67	1	597	360	927	3.5	24.0	14

Dave Hill, Tackle, 1963-74**Inducted 1997**

Exceptional offensive tackle manned the right side of the Chiefs line for 12 superb seasons ... Was a member of two AFL championship teams ('66 and '69) and both Chiefs squads that went to the Super Bowl ... Was the starting right tackle in Kansas City's Super Bowl IV victory over the Minnesota Vikings ... Played in 150 regular season games and did not miss a contest for nine straight seasons ('64-72) ... Was considered one of the game's best pass protectors during his career ... Selected by Kansas City in the 24th round of the '63 AFL Draft ... Was an outstanding collegiate tackle at Auburn University ... Born February 1, 1941 in Lanett, Ala.


CHIEFS HONOR GROVE

A grove of over 40 stately Giant Redwoods was planted in the Southeast corner of the Truman Sports Complex on April 15, 2002 in conjunction with the Chiefs 40th Anniversary Season in Kansas City. The selection of the tree species by Founder Lamar Hunt originated from a statement made by Vikings QB Joe Kapp following Super Bowl IV: "The Chiefs defensive line was very active and looked like a Redwood Forest." The "Chiefs Honor Grove" features permanent markers honoring the team's Hall of Fame players, whose names

adorn the lockers of the Chiefs Hall of Honor presented by Time Warner Cable. During the Chiefs Alumni Weekend each year, an additional tree is planted in honor of the most recent Chiefs Hall of Fame inductee.

Inducted 1998

Was a force against the run as well as an unstoppable pass rusher ... Was a four-time Pro Bowl selection, following the '80-82 and '84 seasons ... Named the Chiefs Most Valuable Player twice ('80 and '84) ... Started all 136 appearances he made in a Kansas City uniform ... Is third on the Chiefs all-time sack list with 73.0 ... Is second in team history with 992 tackles and also had 11 fumble recoveries ... Led team in sacks on six occasions and topped the team's tackle chart three times ... Recorded a Pro Bowl-record 85-yard fumble return TD in the '85 game ... Had two seasons ('80 and '84) with 14.5 sacks ... Was the second overall player taken in the '78 NFL Draft (Houston RB Earl Campbell was the first) ... Was traded to Buffalo in '88 where he played two years ... Inducted into the Missouri Sports Hall of Fame in 2005 ... Was the Southeastern Conference Player of the Year as a senior at the University of Kentucky ... Born December 5, 1955 in Camden, N.J.

**STILL'S CHIEFS STATISTICS**

G-S	Tackles			Sacks		FR
	Solos	Asst.	Total	No.	Yds	
136-136	699	293	992	73.0	517.0	11

Lloyd Burruss, Safety, 1981-91**Inducted 1999**

The first Chiefs player to ever be the Mack Lee Hill Award winner ('81), the team's MVP ('85) and a member of the Chiefs Hall of Fame ... Was one of the premier strong safeties in the NFL throughout the '80s ... Played in 145 regular season games (103 starts) ... During that decade, he averaged 63 tackles per season, while recording 20 interceptions and scoring five touchdowns ... Gained league-wide recognition in '86 with his only Pro Bowl berth ... Was Kansas City's starting strong safety from '81-88 ... Returned four of his 22 interceptions for a touchdown ... Only Bobby Bell (six), Emmitt Thomas (five) and Jim Kearney (five) have returned more interceptions for scores in Kansas City history ... Owns team record for interception return yardage (121) in a game ... Is co-holder of NFL and team records for interceptions returned for a touchdown in a game with two


(KC's Jim Kearney, Derrick Johnson and 23 others share the league mark) ... Extremely productive player produced 628 tackles, 22 interceptions, seven fumble recoveries and 3.5 sacks ... Was a four-year starter at the University of Maryland ... Born October 31, 1957 in Charlottesville, Va.

BURRUSS' CHIEFS STATISTICS

G-S	No.	Interceptions				Tackles			Sacks		
		Yds.	Avg.	LG	TD	Solos	Asst.	Total	No.	Yds.	FR
145-103	22	509	23.1	83	4	429	199	628	3.5	21.0	7

Christian Okoye, Running Back, 1987-92**Inducted 2000**

Unquestionably the most powerful runner ever to wear the Red and Gold ... Nicknamed "The Nigerian Nightmare" ... Doled out plenty of punishment during his six seasons with Kansas City ... His 1,246 rushing attempts rank third in franchise annals, while his 4,897 rushing yards rank as the third-highest total in Chiefs history ... Still holds the second-highest marks in club annals for rushing attempts in a season (370 in '89) and attempts in a game (38) ... Is third in team history with 14 career 100-yard games ... Racked up those numbers in just 79 games (65 starts) ... Became just the second Chief ever to lead the league in rushing, gaining an NFL-best 1,480 yards in '89 ... His 40 career rushing TDs rank fourth in Kansas City history ... Just the second Chiefs player ever to earn the club's Mack Lee Hill Award ('87), team MVP honors ('89) and be enshrined in the Chiefs Hall of Fame ... Was a Pro Bowl pick following the '89 and '91 seasons ... Originally came to the United States in '82 to compete in track and field at Azusa Pacific ... Joined the Azusa football squad in '84 and after just three seasons of organized football was a second-round draft choice of Kansas City in '87 ... Enshrined in the Missouri Sports Hall of Fame in 2003 ... The name Okoye in Nigerian means "Blessed on Sundays" ... Born August 16, 1961 in Enugu, Nigeria.

**OKOYE'S CHIEFS STATISTICS**

G-S	Rushing					Receiving				
	No.	Yds.	Avg.	LG	TD	No.	Yds.	Avg.	LG	TD
79-65	1,246	4,897	3.9	59	40	42	294	7.0	22	0

Inducted 2001


For bio, see ninth page of Honors section.

76

John Alt, Tackle, 1984-96

Inducted 2002

Monumental Minnesotan anchored Kansas City's offensive line for 13 seasons from his left tackle post ... The stoic standard-bearer by which all future Kansas City left tackles will be judged ... Played a prodigious part in the resurgence of the Chiefs franchise in the '90s ... Will Shields (224) and Jim Tyrer (180) are the only offensive linemen in team history to play in more games than Alt (179) ... Started 149 of those games and owns a share of a franchise record by making 10 career playoff appearances, including the '93 AFC Championship Game ... Earned back-to-back Pro Bowl trips following the '92 and '93 seasons ... An All-Pro pick in '90-91 ... A prolific pass protector, also helped Kansas City perennially produce some of the best rushing numbers in the '90s ... The Chiefs led the NFL in rushing for the first time in team history in '95 and produced five top 10 finishes during his tenure ... Former collegiate tight end claims to have "eaten his way" out of that position before moving to tackle at the University of Iowa ... Was a first-round draft choice in '84, the third offensive lineman selected overall ... Born May 30, 1962 in Stuttgart, Germany.



Gary Spani, Linebacker, 1978-86

59

Inducted 2003

The all-time leading tackler in Chiefs history with 999 career stops ... Played his inside linebacker post with tenacity and toughness for nine stellar seasons ... Led the club in tackles for four straight years ('78-81) and posted five 100-tackle campaigns ... His single-season record of 157 tackles in '79 stood until 2002 ... Played in 124 regular season contests (108 starts), averaging an impressive 8.1 tackles per game ... Accumulated 9.5 sacks, nine fumble recoveries and scored two TDs ... Was voted the Miller/NFL "Man of the Year" in '83 and O'Grady's "Crunchman of the Year" in '84 ... Helped guide the club to its first playoff berth in 15 years in '86 ... Joined the Chiefs as a third-round draft choice in '78 ... Was the first-ever consensus All-America performer at Kansas State ... Was enshrined in the College Football Hall of Fame in 2003 ... Inducted into the Kansas Sports Hall of Fame in 2004 and the Missouri Sports Hall of Fame in 2006 ... Has served as a member of the Chiefs front office since '89 and currently serves as the club's Director of Special Events ... Born January 9, 1956 in Satanta, Kansas and attended high school in Manhattan, Kan., making him the only native-born Kansan in the Chiefs Hall of Fame.

SPANI'S CHIEFS STATISTICS


G-S	Tackles			Sacks		Interceptions					
	Solos	Asst.	Total	No.	Yds	No.	Yds.	Avg.	LG	TDs	FR
124-108	669	330	999	9.5	76.5	2	71	35.5	47	1	9

37

Joe Delaney, Running Back, 1981-82

Inducted 2004

Electrifying runner whose promising career was tragically cut short after just two NFL seasons ... Unassuming and humble off the field, was simply amazing once he stepped between the stripes ... Burst onto the NFL scene as the AFC Rookie of the Year in '81 when he earned a trip to the Pro Bowl and was named Chiefs MVP after establishing a then-franchise record with 1,121 rushing yards ... Helped propel the '81 Chiefs to a 9-7 record, the club's first winning season since '73 ... After coming off the bench to record 101 rushing yards in his initial NFL action at New England (10/4/81), ran for 106 yards and registered 104 receiving yards in his initial pro start vs. Oakland (10/11/81) ... His 193-yard outing vs. Houston (11/15/81) remains the seventh-highest single-game rushing output in franchise history ... In just 23 career games, amassed 329 carries for 1,501 yards with three TDs, as well as 33 receptions for 299 yards ... Joined the Chiefs as a second-round draft choice out of Northwestern Louisiana where was a part of the school's NCAA Division I champion 4x100 meter relay team ... Born October 30, 1958 in Henderson, Texas ... Drowned on June 29, 1983 attempting to save the lives of three youngsters in Monroe, La. and was buried on July 4, 1983 in Houghton, La. ... Posthumously awarded the Presidential Citizen's Medal by Ronald Reagan on July 13, 1983 ... Received the NCAA Award of Valor in '84 and was enshrined in the College Football Hall of Fame in '97.

**DELANEY'S CHIEFS STATISTICS**

G-S	Rushing						Receiving					Kickoff Returns				
	No.	Yds.	Avg.	LG	TD		No.	Yds.	Avg.	LG	TD	No.	Yds.	Avg.	LG	TD
23-17	329	1,501	4.6	82t	3		33	299	9.1	61	0	1	11	11.0	11	0



Inducted 2005

The only individual other than Lamar Hunt who was involved with the Texans/Chiefs franchise every year from '60 until the time of Hunt's passing ... Joins Hunt as the only individual other than a player or coach to be inducted in the Chiefs Hall of Fame ... "Jack's contributions to the American Football League, Arrowhead Stadium and the Chiefs franchise have helped positively define the sport in Mid-America," Hunt remarked ... Served in the club's top management position for 29 years as both General Manager from November of '60 to '76 and President from '77 to '88 ... Was instrumental in the franchise's move from Dallas to Kansas City in '63 ... His lobbying efforts for a dual-stadium concept eventually evolved into the Truman Sports Complex, a lasting reminder of his foresight and a project whose design, development and construction he oversaw ... The Chiefs captured three AFL


titles as he and head coach Hank Stram guided the franchise's fortunes with the club's finest hour coming with a victory in Super Bowl IV ... Noted for his many charitable and philanthropic efforts, was honored as the "Kansas Citian of the Year" in '88 by the Chamber of Commerce of Greater Kansas City ... Recognized as an innovative and successful businessman, held the post of Chairman of the Board for the franchise from '89-04 and served as Vice Chairman of the Board from 2005-07.

90

Neil Smith, Defensive End 1988-96

Inducted 2006

Was one of the bedrocks upon which the Chiefs defensive dominance of the '90s was built ... Paired with LB Derrick Thomas to forge one of the most feared pass rushing duos in NFL history ... Served as a foundation for a franchise-record string of six straight postseason appearances from '90-95, making nine playoff starts over that span ... Possessed an imposing seven-foot wingspan that helped wreck havoc on opponents and allowed him to make a myriad of momentum-changing plays ... Accumulated 86.5 sacks and 29 forced fumbles in Kansas City – totals that both rank second in Chiefs history behind only Thomas – in addition to blocking five FGs ... Will forever be intrinsically linked with his "little buddy" Thomas, but his individual accomplishments clearly stand on their own merit ... Registered double-digit sacks for four straight seasons from '92-95, leading the team or tying for the team lead with Thomas each of those years ... Voted team MVP following the '92 campaign when he had 14.5 sacks and followed up that performance with a career-high 15.0 sacks in '93 ... Played in 138 regular season games for Kansas City, accumulating 546 tackles (403 solo), three INTs with one TD, 13 fumble recoveries with one TD and 22 passes defended ... Departed Kansas City following the '96 campaign and won a pair of Super Bowl rings with Denver, but it was in Kansas City where his legacy as one of the NFL's most dominant defensive performers of the '90s was clearly solidified ... The Chiefs traded up with Detroit to select Smith with the second overall pick in the '88 NFL Draft ... Was an All-America performer at the University of Nebraska ... Born April 10, 1966 in New Orleans, La.



SMITH'S CHIEFS STATISTICS

G-S	Tackles			Fumbles		Sacks		INTs		Passes	QB
	Solos	Asst.	Total	Rec.	For.	No.	Yds.	No.	Yds.	Defensed	Pressures
138-127	403	143	546	13	29	86.5	642.5	3	66	22	346

Albert Lewis, Cornerback, 1983-93

29



Inducted 2007

Vaunted cover man was a lynchpin for the league's most decorated secondary unit for over a decade ... Picked off 20 passes during his first four professional campaigns before opponents finally decided it wasn't a good idea to test him ... Four-time Pro Bowl cornerback concluded his Chiefs tenure with 38 career interceptions, the fifth-highest total in franchise history ... In addition to his exemplary coverage skills, possessed tremendous speed off the edge and owned an uncanny ability to stretch out his body on special teams ... Utilized those rare traits to become the most adept kick blocker in franchise history, swatting down a team-record 10 punts, four of which were returned by the Chiefs for a TD ... Named Kansas City's MVP following the '86 season when he accounted for 69 tackles (61 solo), four INTs, two fumble recoveries, a sack and a blocked punt ... Also earned a spot on the Chiefs 25-Year All-Time Team in '87 ... Helped lead the club to five playoff berths and was a member of the '93 squad that reached the AFC Championship Game ... Saw duty in 150 games (128 starts) for the Red and Gold, accumulating 555 tackles (450 solo), 38 INTs, 11 fumble recoveries and 4.5 sacks ... Spent the final five years of his professional career with Oakland, but it was in a Chiefs uniform where he built his reputation as one of the most respected cornerbacks of his era ... Joined the club as a third-round selection in the '83 NFL Draft out of Grambling ... Born October 6, 1960 in Mansfield, La.

the Chiefs 25-Year All-Time Team in '87 ... Helped lead the club to five playoff berths and was a member of the '93 squad that reached the AFC Championship Game ... Saw duty in 150 games (128 starts) for the Red and Gold, accumulating 555 tackles (450 solo), 38 INTs, 11 fumble recoveries and 4.5 sacks ... Spent the final five years of his professional career with Oakland, but it was in a Chiefs uniform where he built his reputation as one of the most respected cornerbacks of his era ... Joined the club as a third-round selection in the '83 NFL Draft out of Grambling ... Born October 6, 1960 in Mansfield, La.

LEWIS' CHIEFS STATISTICS


G-S	Interceptions						Tackles			Blocked		
	No.	Yds.	Avg.	LG	TD		Solos	Asst.	Total	Sacks	FR	Punts
150-128	38	329	8.7	34	0		450	105	555	4.5	11	10

Inducted 2008

For bio, see 10th page of Honors section.

Nick Lowery, Kicker, 1980-93

8


**Inducted 2009**

The all-time leading scorer in franchise history, accumulated 1,466 career points in 14 seasons with the Red and Gold ... Clutch kicker also holds Chiefs career records for made field goals (329), PATs made (479) and PATs attempted (483) ... Three-time Pro Bowl performer was one of the most accurate long-distance kickers in league history, connecting on a team-record 20 FGs from 50 yards or longer during his illustrious career ... Owns the three longest FGs in Chiefs annals, including a pair of 58-yard efforts ... Registered a team-record 14 game-winning FGs during his tenure in Kansas City, seven of which came from 40 yards or more ... Enjoyed a Pro Bowl campaign in '90 as the Chiefs made the playoffs, setting a franchise single-season record with 34 made FGs and scoring 139 points, the highest tally ever for a Kansas City kicker ...

Only P Jerrel Wilson (15) played more seasons and only G Will Shields (224) played in more games in a Chiefs uniform ... Was a member of five Chiefs playoff squads ... Based on his 17-year NFL career totals with New England ('78), Kansas City ('80-93) and the N.Y. Jets ('94-96), ranks eighth in NFL history in made FGs (383) and is 10th in points (1,711) ... Converted 80.2% of his FGs (329 of 410) and 99.3% of his PATs (479 of 483) with Kansas City ... Before landing with the Chiefs as a free agent in '80, had been cut 11 times by eight clubs over a two-year span ... The lone Chiefs player to ever hail from Dartmouth, was involved in efforts that assisted three different U.S. Presidents (Reagan, H.W. Bush and Clinton) ... Was the winner of the '93 Byron "Whizzer" White Award ... Born May 27, 1956 in Munich, Germany.


LOWERY'S CHIEFS STATISTICS

G-S	Field Goals			LG	PATs	Points	50-yard	Game-Winning
	Made	Att.	Pct.				FGs	FGs
212-0	329	410	80.2	58	479-483	1,466	20	14

**Marty Schottenheimer, Head Coach, 1989-98****Inducted 2010**

Owning the best winning percentage of any head coach in Chiefs history, became the 40th inductee into the Chiefs Hall of Fame ... Joins Pro Football Hall of Fame enshrinee Hank Stram as only the second coach to be enshrined in this prestigious group ... Compiled a 101-58-1 regular season record at the helm of the Chiefs, giving him a .634 winning percentage ... Won 101 regular season games during his tenure, the highest total during any 10-year span in the franchise's storied 50-year history ... Buffalo (111) was the only AFC club to win more games in the '90s than Kansas City (109) ... Guided Kansas City to seven playoff appearances and coached in 10 postseason contests, the highest totals of any Chiefs head coach. ... Led the club to the playoffs seven times in the '90s, making Kansas City one of just three clubs to achieve that feat ... Captured AFC West titles in '93, '95 and '97 in addition to leading Kansas City to its first-ever appearance in the AFC Championship Game following the '93 campaign ... Coached his Chiefs teams to a 62-18 (.775) regular season home record at Arrowhead, marking the third-best home record in the NFL over that 10-year span ... Registered 30 seasons as a coach in the NFL ranks, including 21 seasons as a head coach with Cleveland ('84-88), Kansas City ('89-98), Washington (2001) and San Diego (2002-06) ... Concluded his NFL head coaching tenure with a 200-126-1 (.613) regular season record and 13 playoff appearances ... Only four coaches in NFL history posted more regular season wins and all are enshrined in the Pro Football Hall of Fame – Don Shula (328), George Halas (318), Tom Landry (250) and Curly Lambeau (226) ... One of only five coaches to lead three different clubs to the playoffs in NFL history ... Was a seventh-round selection of Buffalo in the '65 AFL Draft ... Spent six season in the AFL with Buffalo ('65-68) and Boston ('69-70) ... Born September 23, 1943 in Canonsburg, Pa.

Only P Jerrel Wilson (15) played more seasons and only G Will Shields (224) played in more games in a Chiefs uniform ... Was a member of five Chiefs playoff squads ... Based on his 17-year NFL career totals with New England ('78), Kansas City ('80-93) and the N.Y. Jets ('94-96), ranks eighth in NFL history in made FGs (383) and is 10th in points (1,711) ... Converted 80.2% of his FGs (329 of 410) and 99.3% of his PATs (479 of 483) with Kansas City ... Before landing with the Chiefs as a free agent in '80, had been cut 11 times by eight clubs over a two-year span ... The lone Chiefs player to ever hail from Dartmouth, was involved in efforts that assisted three different U.S. Presidents (Reagan, H.W. Bush and Clinton) ... Was the winner of the '93 Byron "Whizzer" White Award ... Born May 27, 1956 in Munich, Germany.

**Inducted 2011**


Part of a Chiefs secondary that was feared by opposing teams, Kevin Ross patrolled Kansas City's defensive backfield for 10-straight seasons and returned to the Chiefs after a three-year hiatus to finish his career with Kansas City ... Two-time Pro Bowler was an unheard-of seventh-round draft pick in '84 but became a top performer in the league ... Finished his Chiefs career with 156 games played (144 starts) ... Tallied 30 INTs for 551 yards (18.4 avg.), returning two picks for touchdowns ... Produced 826 tackles (620 solo), 4.0 sacks, 30 INTs for 551 yards with two touchdowns, 12 fumble recoveries, 12 forced fumbles, a blocked punt and a blocked field goal ... Earned the nickname "Rock" for his hard-hitting style of play and the punishing blows that he delivered to opponents ... Lined up at primarily cornerback in his first 10 campaigns with Kansas City but moved to safety for his final season in '97 ... Ross started eight postseason contests with the Chiefs, accumulating 44 tackles (37 solo) and a forced fumble ... Earned his first trip to the Pro Bowl following the '89 season after tying for fifth on the team with 75 tackles (57 solo), 13 passes defended, one forced fumble and intercepting a team-high four passes ... Was selected to his second straight Pro Bowl in '90 after pacing the Chiefs with five INTs and 14 passes defended ... Before returning to Kansas City '97, spent time in Atlanta ('94-95) and San Diego ('96) ... Originally entered the NFL as a seventh-round selection (173rd overall) of Kansas City in the '84 draft ... Born January 16, 1962 in Camden, N.J.

ROSS' CHIEFS STATISTICS

G-S	Interceptions					Tackles					Sacks	FR	FF
	No.	Yds.	Avg.	LG	TD	Solos	Asst.	Total					
156-144	30	551	18.4	99t	2	620	206	826			4.0	12	12

Inducted 2012


For bio, see 11th page of Honors section.

**Inducted 2013**

Ball-hawking safety roamed the Chiefs defensive backfield for seven seasons ... Was one of the most prolific interceptors of the football in the National Football League during his career, recording more interceptions and interception return yards than any other player during that seven-year span ... Set a franchise record by starting all 101 games he played in to begin his career ... Selected to three consecutive Pro Bowls, earning his first trip following the 1980 season ... Honored as the club's Mack Lee Hill Award winner after his rookie season in 1976 and was named the first-ever winner of the team's most valuable player award (now known as the Derrick Thomas Award) for his play in the 1979 season ... Recorded 39 career interceptions for 771 yards (19.8 avg.) ... Returned three of his 39 interceptions for touchdowns, including one for a 102-yard touchdown return vs. Seattle (12/11/77), which still stands as the longest interception return in Chiefs history and ranks him with the fifth-most interception return yards in a single game in franchise history ... His 39 interceptions stand as the fourth-highest total in club history behind Chiefs Pro Football Hall of Fame great Emmitt Thomas (58) and Chiefs Hall of Fame honorees Johnny Robinson (57) and Deron Cherry (50) ... Recorded 10 interceptions in 1980, tying a club record for most interceptions in a single season ... His 771 interception return yards ranks the second-most in team history behind Thomas' 938 yards ... Originally entered the NFL as the Chiefs third-round pick (74th overall) in the 1976 NFL Draft ... Was a two-time all-Gulf South Conference first-team defensive back at Nicholls State, intercepting nine passes in two seasons at Nicholls State ... Born February 11, 1954 in Kenner, La.

Chiefs 40th Anniversary Team											
OFFENSE						DEFENSE					
WR	Otis Taylor	1965-75	DE	Art Still	1978-87						
WR	Carlos Carson	1980-89	DE	Neil Smith	1988-96						
TE	Fred Arbanas	1962-70	DT	Buck Buchanan	1963-75						
T	Jim Tyrer	1961-73	DT	Jerry Mays	1961-70						
T	John Alt	1984-96	LB	Willie Lanier	1967-77						
G	Ed Budde	1963-76	LB	Bobby Bell	1963-74						
G	Will Shields	1993-03	LB	Derrick Thomas	1989-99						
C	Jack Rudnay	1970-82	CB	Emmitt Thomas	1966-78						
QB	Len Dawson	1962-75	CB	Albert Lewis	1983-93						
FB	Christian Okoye	1987-92	S	Deron Cherry	1981-91						
RB	Ed Podolak	1969-77	S	Johnny Robinson	1960-71						


(As selected by Lamar Hunt and Lamar Hunt, Jr. in 1999.)

Inducted 2014

Three-time Pro Bowl running back enjoyed a stellar five-year run with Kansas City from 2001-05 before a head and neck injury sustained after a blow to the helmet significantly sidelined him for a majority of his final two seasons in Kansas City ... A sensational, electrifying and productive player, he is one of the most prolific running backs in franchise history ... Started 63 of 65 games he appeared in while donning a KC uniform and either set or still holds numerous club rushing records ... Earned three consecutive Pro Bowl appearances from 2001-03 after joining the team as an unrestricted free agent ... Ranks fourth in team history with 500 total points, the best mark of any non-kicker ... Owns the top two single-season scoring marks in club history with 162 points in 2003 and 144 points in 2002 ... Owns the club record for most career touchdowns with 83 (76 rushing, seven receiving) and owns the top two single-season marks for touchdowns with 27 in 2003 and 24 in 2002 ... In 2002, set a club record scoring touchdowns in 11 consecutive games ... Led the NFL in rushing in 2001 with 1,555 yards, becoming one of just three Chiefs players to ever lead the league in rushing yards ... Owns 1,321 career rushing attempts, the second-best mark in franchise history ... Is the all-time franchise leader with 6,070 rushing yards and is one of just three players in team history with more than 5,500 career rushing yards ... Recorded three seasons with 1,000 or more rushing yards, the second-most in franchise history ... Recorded 24 games of 100 or more rushing yards to rank second in team history, and had nine such games in 2002, the third-best single-season mark in club annals ... Owns 190 rushes of 10 or more yards to rank first in team history, recording 53 in 2002 and 52 in 2001, the top two marks by a Chiefs running back in a single season ... Owns the top two marks for most 10-plus rushes in a game with 10 in 2001 and nine in 2002 ... Owns the franchise's third-best career rushing average of players with at least 400 attempts, averaging 4.60 yards per carry ... His 76 rushing touchdowns are 20 more than the next closest player in franchise history while he owns three of the top five marks for rushing touchdowns in a single season (27 in 2003, 21 in 2002 and 14 in 2004) ... Is tied for first in team history with two separate games of four rushing touchdowns ... Registered 11 consecutive games with a rushing touchdown in 2002 and eight straight games with a rushing touchdown in 2004 ... Totaled 251 career receptions, the third-best mark by a Chiefs running back and owns the top two single-season marks for receptions by a running back with 74 in 2003 and 70 in 2002 ... Owns 2,377 career receiving yards to rank fourth in team history and has three of the top five single-season marks for receiving yards by a running back ... His five career games of 100 or more receiving yards by a running back ties Abner Haynes for the team record ... Is the franchise's all-time leader in attempts from scrimmage with 1,572 (1,321 rushing, 251 receiving) and is second in club annals with 8,447 scrimmage yards (6,070 rushing, 2,377 receiving) ... He holds the team single-season record for yards from scrimmage with 2,287 in 2002 and is one of just two players in franchise history to record 300 or more yards from scrimmage in a single game (307 at Seattle on Nov. 24, 2002) ... Originally entered the NFL as an undrafted free agent out of Houston with the Baltimore Ravens in 1997 ... Joined the Chiefs as an unrestricted free agent from Baltimore in 2001 ... Born October 7, 1973 in Fort Smith, Ark.

Gary Green Cornerback, 1977-83

24

**Inducted 2015**

Spent seven productive seasons with the Chiefs before being traded to the Los Angeles Rams ... Represented the Chiefs in three Pro Bowls ... Appeared in 100 games (99 starts) in Kansas City ... Recorded 24 interceptions returned for 330 yards, including one for 42 yards and a touchdown ... Tallied 10 fumble recoveries ... Also contributed significantly to special teams and owns nine career blocked kicks (2 blocked punts, 3 blocked field goals and 4 blocked extra-points) ... Completed the trifecta in 1980 when he blocked a punt, a field goal and an extra point in the same season ... Garnered the club's MVP award in 1982 and was also named an All-Pro cornerback three consecutive years (1981-83) ... Earned the Mack Lee Hill Award his rookie season ... Originally entered the NFL as the Chiefs first-round pick (10th overall) in the 1977


NFL Draft ... A standout collegiate player for Baylor University (1973-77) ... Earned consensus All-America honors and was inducted into Baylor's Hall of Fame in 1989 ... Enshrined into the San Antonio Sports Hall of Fame in 1999 and the San Antonio Independent School District Hall of Fame in 2015 ... Born October 22, 1955 in San Antonio, Texas.

GREEN'S CHIEFS STATISTICS**Interceptions**

G-S	No.	Yds.	Avg.	LG	TD	FR
100-99	24	330	13.8	57	1	10

Inducted 2016

Lead-blocker for some of the best offensive years in Chiefs history, the three-time Pro Bowler Richardson spent 11 seasons in Kansas City's backfield, blocking for two of the best running backs in franchise history ... He played in 163 games (95 starts) ... Rushed for 1,576 yards and hauled in 1,298 receiving yards ... Totaled 24 touchdowns during his time in Kansas City ... Helped pave the way for four individual 1,000-yard rushing seasons ... Added to a rushing offense that led the league in yards (2,222) in 1995 ... With Richardson as his lead blocker, Chiefs RB Larry Johnson ran for 1,750 yards in 2005, the second-highest single-season total in franchise history ... Additionally, Richardson blocked for RB Priest Holmes, who ended his career as the franchise's all-time leading rusher ... The 2004 Chiefs set the NFL single-season record with 398 first downs as well as leading the league in total offense for the first time in club history, averaging 418.4 yards per game ... Came to the Chiefs in 1995 after one season on the Cowboys practice squad ... He played collegiately at Auburn, where he was the second true freshman to ever start his first career game for the Tigers under Pat Dye ... Ran for 715 yards and nine touchdowns while also blocking for two-time All-SEC running back James Bostic ... Richardson grew up in Germany and did not play football until attending high school in Alabama ... Received his Bachelor of Education degree in 2000 and his MBA in 2004 from Webster University ... Chiefs Ed Block Courage Award winner in 2001 ... Team's NFL Man of the Year nominee in 2002 ... Inducted into the Missouri Sports Hall of Fame in 2013 ... Born December 17, 1971 in Frankfurt, West Germany.



MACK LEE HILL & DERRICK THOMAS AWARDS

Each year since 1966, Chiefs players have selected a recipient for the Mack Lee Hill Award. It is a tribute to the late Mack Lee Hill, an outstanding running back who played for the Chiefs in 1964 and 1965. He was described as a man who played as much with his heart as he did with his driving legs in the early days of the American Football League.

In memory and tribute to Hill, the award is presented annually to the Chiefs rookie or first-year player who, as the inscription on the trophy reads - "best exemplifies the spirit of the late Mack Lee Hill ... the man with the giant heart and the quiet way." In selecting the recipient, the Chiefs veterans look for a first-year player who has displayed the spirit and attitude of Mack Lee Hill.




MACK LEE HILL AWARD

1966 RB Mike Garrett	1992 WR Willie Davis
1967 K Jan Stenerud	1993 G Will Shields
1968 RB Robert Holmes	1994 WR Lake Dawson
1969 CB Jim Marsalis	1995 WR Tamarick Vanover
1970 C Jack Rudnay	1996 S Reggie Tongue
1971 WR Elmo Wright	1997 TE Tony Gonzalez
1972 WR Larry Marshall	1998 T Victor Riley
1973 TE Gary Butler	1999 LB Mike Maslowski
1974 RB Woody Green	2000 S Greg Wesley
1975 TE Walter White	2001 DT Eric Downing
1976 S Gary Barbaro	2002 LB Scott Fujita
1977 CB Gary Green	2003 LB Kawika Mitchell
1978 NT Don Parrish	DE Jimmy Wilkerson
1979 P Bob Grupp	2004 DE Jared Allen
1980 CB Eric Harris	2005 LB Derrick Johnson
1981 S Lloyd Burruss	2006 DE Tamba Hali
1982 C Les Studdard	2007 WR Dwayne Bowe
1983 T David Lutz	2008 CB Maurice Leggett
1984 CB Kevin Ross	2009 K Ryan Succop
1985 RB Jeff Smith	2010 S Eric Berry
1986 LB Dino Hackett	2011 LB Justin Houston
1987 RB Christian Okoye	2012 DT Dontari Poe
1988 RB James Saxon	2013 CB Marcus Cooper
1989 LB Derrick Thomas	2014 RB/WR D. Thomas
1990 LB Percy Snow	2015 Marcus Peters
1991 LB Tracy Simien	



For the past 36 years the Chiefs have upheld a tradition of selecting the club's Most Valuable Player. Named in honor of the late Derrick Thomas, this Chiefs custom is especially meaningful for its recipients not only because of the man that it is named in honor of, but also because it is selected by a vote of their peers. Thomas was the heart and soul of the Kansas City defense from 1989-99.

One of the most popular figures in Chiefs history, Thomas was posthumously enshrined in the Pro Football Hall of Fame in 2009. A member of the Hall of Fame's NFL All-Decade Team of the 1990s, Thomas was the cornerstone around whom the Chiefs franchise was rebuilt.



DERRICK THOMAS AWARD

1979 S Gary Barbaro	1998 G/T Glenn Parker
1980 DE Art Still	1999 LB Marcus Patton
1981 RB Joe Delaney	2000 WR Derrick Alexander
1982 CB Gary Green	2001 RB Priest Holmes
1983 QB Bill Kenney	2002 RB Priest Holmes
1984 DE Art Still	2003 QB Trent Green
1985 S Lloyd Burruss	2004 QB Trent Green
1986 CB Albert Lewis	2005 RB Larry Johnson
1987 WR Carlos Carson	2006 RB Larry Johnson
1988 S Deron Cherry	2007 DE Jared Allen
1989 RB Christian Okoye	2008 TE Tony Gonzalez
1990 QB Steve DeBerg	2009 RB Jamaal Charles
1991 LB Derrick Thomas	2010 RB Jamaal Charles
1992 DE Neil Smith	2011 LB Derrick Johnson
1993 RB Marcus Allen	2012 RB Jamaal Charles
1994 LB Derrick Thomas	2013 RB Jamaal Charles
1995 RB Marcus Allen	2014 LB Justin Houston
1996 S Mark Collins	2015 Alex Smith/Eric Berry
1997 WR Andre Rison	



NFL MAN OF THE YEAR AWARD



Willie Lanier (1972) – Following his selection as the '72 Man of the Year, five \$4,000 college scholarships were presented in Lanier's name ... Was actively involved in a campaign to prevent drug abuse and attended the President's Drug Abuse Council in Washington, D.C. in '71 ... "Drugs are one of the worst things that could happen to a potential genius or a mind of someone who could offer a lot to society," Lanier said in '72 ... Played a prominent role with the American Cancer Society in Kansas City and was Chairman of a \$100,000 capital campaign for the Boys & Girls Clubs of Greater Kansas City ... Has awarded over \$550,000 in scholarships to Morgan State University and public school students in Richmond, Virginia dating back to '86.



Len Dawson (1973) – Selected by a vote of NFL fans as the '73 Man of the Year ... Said Dawson at the time, "If we have the opportunity, we can't turn our backs on people. We can do two things with children – help them or hinder them. I want to help." ... Was actively involved in numerous charitable endeavors, including the March of Dimes and the Missouri Driving Safety Program ... Served as the '72 Missouri Chairman for the "I Quit" anti-smoking campaign sponsored by the American Cancer Society ... Was also a longtime chairman of the Chiefs Huddle Club which sponsored various youth activities ... Every year since '77 he has awarded the "Len Dawson Scholarship" to a Kansas City area high school senior.

Derrick Thomas (1993) – Through his "Third and Long Foundation" helped promote children's literacy in Kansas City ... Started an inner-city reading program and read to children at local libraries each Saturday prior to home games ... Was designated by President George H.W. Bush as the "832nd point of light" ... Also selected as the winner of the Byron "Whizzer" White Humanitarian Award in '95 by the NFL Players Association ... Thomas' father Air Force Captain Robert Thomas was shot down on a B-52 mission in Vietnam, leading Thomas to become an avid supporter of veterans and military personnel ... He was the recipient of the Veterans of Foreign Wars Hall of Fame Award in '99.



Will Shields (2003) – Formed the "Will to Succeed Foundation" with his wife Senia in '93. To date, the foundation has benefited more than 100,000 individuals ... Primary foundation benefactors include children's agencies, centers for abused and neglected women and children ... The foundation also promotes literacy and creativity initiatives ... Was the inaugural winner of *Pro Football Weekly's* Arthur S. Arkush Humanitarian Award in '99 and was named the 2001 NFL Good Guy of the Year by *The Sporting News* ... The Shields are also members of the Mid-America Education Hall of Fame and were the first NFL couple recognized for their charitable efforts by The Citizenship Through Sports Alliance.

Brian Waters (2009) – Four-time Pro Bowler became Kansas City's fifth NFL Man of the Year honoree after forming the "Brian Waters 54 Foundation" in 2004 ... Since its inception, tens of thousands of children and families in the Greater Kansas City area as well as the state of Texas have been positively impacted ... To date, his foundation has awarded 82 college scholarships to low-income students ... His back-to-school program provides backpacks full of school supplies, as well as haircuts, uniforms, shoes, immunizations and dental care, benefitting thousands of children ... The 54 Foundation partners with more than 20 different agencies annually.



AFL ALL-STAR SELECTIONS



1960

No All-Star game was played following the AFL's first season in '60.

1961

(January 7, 1962)

Mel Branch, DE
Chris Burford, WR
Cotton Davidson, QB†
Jon Gilliam, C
Abner Haynes, RB
Sherrill Headrick, LB
E.J. Holub, LB
Bill Krisher, G
Paul Rochester, DT
David Webster, DB

1962

(January 13, 1963)

Fred Arbanas, TE
Mel Branch, DE
Jerry Cornelison, T
Len Dawson, QB
Dave Grayson, DB
Abner Haynes, RB

Sherrill Headrick, LB
E.J. Holub, LB
Jerry Mays, DE
Curtis McClinton, RB**
Marvin Terrell, G
Jim Tyrer, T

1963

(January 19, 1964)

Fred Arbanas, TE
Mel Branch, DE
Ed Budde, G
Walter Corey, LB
Dave Grayson, DB
Johnny Robinson, S
Jim Tyrer, T
Duane Wood, DB

1964

(January 16, 1965)

Fred Arbanas, TE
Bobby Bell, LB
Tommy Brooker, K
Buck Buchanan, DT
Len Dawson, QB
Dave Grayson, DB

Abner Haynes, RB
Mack Lee Hill, RB
E.J. Holub, LB
Bobby Hunt, DB
Jerry Mays, DE
Johnny Robinson, S
Jim Tyrer, T

1965

(January 15, 1966)

Fred Arbanas, TE
Bobby Bell, LB
Buck Buchanan, DT
Ed Budde, G
Sherrill Headrick, LB
E.J. Holub, LB
Frank Jackson, WR
Jerry Mays, DE
Johnny Robinson, S
Jim Tyrer, T

1966

(January 21, 1967)

Bobby Bell, LB
Buck Buchanan, DT
Ed Budde, G
Len Dawson, QB
Mike Garrett, RB
Sherrill Headrick, LB
E.J. Holub, LB
Jerry Mays, DE
Curtis McClinton, RB
Johnny Robinson, S
Otis Taylor, WR
Jim Tyrer, T

1967

(January 21, 1968)

Fred Arbanas, TE
Bobby Bell, LB
Buck Buchanan, DT

Ed Budde, G
Len Dawson, QB
Mike Garrett, RB
Jerry Mays, DE
Curtis McClinton, RB
Johnny Robinson, S

1968

(January 19, 1969)

Bobby Bell, LB
Buck Buchanan, DT
Ed Budde, G
Len Dawson, QB*
Willie Lanier, LB
Jim Lynch, LB
Jerry Mays, DE
Johnny Robinson, S
Jan Stenerud, K
Emmitt Thomas, CB
Jim Tyrer, T

1969

(January 17, 1970)

Bobby Bell, LB
Buck Buchanan, DT
Ed Budde, G
Curley Culp, DT
Len Dawson, QB
Robert Holmes, RB
Willie Lanier, LB
Mike Livingston, QB
Jim Marsalis, CB
Jan Stenerud, K
Jim Tyrer, T



Four-time AFL All-Star LB Sherrill Headrick alongside Hank Stram and Jack Steadman.

KEY

† Player of the Game

** Outstanding Offensive Player



ALL-TIME AFL TEAM, 1960-69



OFFENSE

Lance Alworth, San Diego Chargers Wide Receiver
Don Maynard, New York Jets Wide Receiver
Fred Arbanas, Kansas City Chiefs Tight End
Ron Mix, San Diego Chargers Tackle
Jim Tyrer, Kansas City Chiefs Tackle
Ed Budde, Kansas City Chiefs Guard
Billy Shaw, Buffalo Bills Guard
Jim Otto, Oakland Raiders Center
Joe Namath, New York Jets Quarterback
Clem Daniels, Oakland Raiders Running Back
Paul Lowe, San Diego Chargers Running Back

(Chosen by AFL Members of the
Hall of Fame Selection Committee)

DEFENSE

Jerry Mays, Kansas City Chiefs End
Gerry Philbin, New York Jets End
Houston Antwine, Boston Patriots Tackle
Tom Sestak, Buffalo Bills Tackle
Bobby Bell, Kansas City Chiefs Linebacker
George Webster, Houston Oilers Linebacker
Nick Buoniconti, Boston Patriots M-Linebacker
Willie Brown, Oakland Raiders Cornerback
Dave Grayson, Oakland Raiders Cornerback
Johnny Robinson, Kansas City Chiefs Safety
George Saimes, Buffalo Bills Safety

SPECIALISTS

George Blanda, Oakland Raiders Kicker
Jerrel Wilson, Kansas City Chiefs Punter

AFC-NFL Pro Bowl Selections



1970
January 24, 1971)
Bobby Bell, LB
Buck Buchanan, DT
Ed Budde, G
 Curley Culp, DT
Willie Lanier, MLB
Jim Marsalis, CB
 Jerry Mays, DE
Johnny Robinson, S
 Jan Stenerud, K
Jim Tyrer, T
 Jerrel Wilson, P
1971
January 23, 1972)
Bobby Bell, LB
Buck Buchanan, DT
Ed Budde, G
 Curley Culp, DT
 Len Dawson, QB
 Willie Lanier, MLB**
 Jan Stenerud, K*
 Otis Taylor, WR
Emmitt Thomas, CB
Jim Tyrer, T
 Jerrel Wilson, P
1972
January 21, 1973)
 Bobby Bell, LB
 Ed Budde, G
Willie Lanier, MLB
Otis Taylor, WR
 Emmitt Thomas, CB
 Jerrel Wilson, P
1973
January 20, 1974)
Willie Lanier, MLB
 Jack Rudnay, C
1974
January 20, 1975)
 Willie Lanier, MLB
 Jack Rudnay, C
Emmitt Thomas, CB
1975
January 26, 1976)
 Willie Lanier, MLB
 Jack Rudnay, C
 Jan Stenerud, K
 Emmitt Thomas, CB
1976
January 17, 1977)
 Jack Rudnay, C
1979
January 27, 1980)
 Bob Grupp, P
1980
February 1, 1981)
Gary Barbaro, S
 J.T. Smith, KR
Art Still, DE
1981
January 31, 1982)
Gary Barbaro, S
Joe Delaney, RB
 Gary Green, CB
 Nick Lowery, K
 Art Still, DE
1982
February 6, 1983)
Gary Barbaro, S
Art Still, DE
 Gary Green, CB

KEY
BOLD Denotes Starter
 * Outstanding Off. Player
 ** Outstanding Def. Player

1983
(January 29, 1984)
Carlos Carson, WR
Deron Cherry, S
Gary Green, CB
 Bill Kenney, QB
1984
(January 27, 1985)
 Deron Cherry, S
 Art Still, DE
1985
(February 2, 1986)
Deron Cherry, S
1986
(February 1, 1987)
 Lloyd Burruss, S
Deron Cherry, S
Bill Maas, DT
1987
(February 7, 1988)
Carlos Carson, WR
Deron Cherry, S
 Albert Lewis, CB
Bill Maas, DT
1988
(January 29, 1989)
Deron Cherry, S
 Dino Hackett, LB
 Albert Lewis, CB
1989
(February 4, 1990)
Albert Lewis, CB
Christian Okoye, RB
 Kevin Ross, CB
Derrick Thomas, LB
1990
(February 3, 1991)
Albert Lewis, CB
 Nick Lowery, K
 Kevin Ross, CB
Derrick Thomas, LB
1991
(February 2, 1992)
 Christian Okoye, RB
 Neil Smith, DE
Derrick Thomas, LB
1992
(February 7, 1993)
 John Alt, T
 Nick Lowery, K
Neil Smith, DE
Derrick Thomas, LB
1993
(February 6, 1994)
Marcus Allen, RB
 John Alt, T
 Joe Montana, QB
Neil Smith, DE
Derrick Thomas, LB
1994
(February 5, 1995)
 Dale Carter, CB
 Neil Smith, DE
Derrick Thomas, LB
1995
(February 4, 1996)
 Kimble Anders, FB
 Steve Bono, QB
Dale Carter, CB
Dan Saleaumua, DT
 Will Shields, G
Neil Smith, DE
 Derrick Thomas, LB

1996
(February 2, 1997)
Kimble Anders, FB
 Dale Carter, CB
Will Shields, G
Derrick Thomas, LB
1997
(February 1, 1998)
 Kimble Anders, FB
Dale Carter, CB
 James Hasty, CB
 Andre Rison, WR
Will Shields, G
 Derrick Thomas, LB
1998
(February 7, 1999)
Will Shields, G
1999
(February 6, 2000)
Tony Gonzalez, TE
 Tim Grunhard, C
 James Hasty, CB
 Will Shields, G
2000
(February 4, 2001)
Tony Gonzalez, TE
 Elvis Grbac, QB
 Will Shields, G
2001
(February 9, 2002)
 Tony Gonzalez, TE
 Priest Holmes, RB
Will Shields, G
2002
(February 2, 2003)
Tony Gonzalez, TE
 Dante Hall, KR
 Priest Holmes, RB
Willie Roaf, T
Will Shields, G
2003
(February 8, 2004)
Tony Gonzalez, TE
 Trent Green, QB
 Dante Hall, KR
 Priest Holmes, RB
Tony Richardson, FB
 Willie Roaf, T
Will Shields, G
 Gary Stills, ST
 Jerome Woods, S
2004
(February 13, 2005)
 Kendall Gammon, LS
 Tony Gonzalez, TE
Tony Richardson, FB
 Willie Roaf, T
Will Shields, G
 Brian Waters, G
2005
(February 12, 2006)
 Tony Gonzalez, TE
 Trent Green, QB
 Larry Johnson, RB
 Willie Roaf, T
Will Shields, G
 Brian Waters, G
2006
(February 10, 2007)
 Tony Gonzalez, TE
 Larry Johnson, RB
Will Shields, G
 Brian Waters, G
2007
(February 10, 2008)
Jared Allen, DE
Tony Gonzalez, TE

2008
(February 8, 2009)
Tony Gonzalez, TE
 Brian Waters, G
2010
(January 30, 2011)
Eric Berry, S
 Dwayne Bowe, WR
 Matt Cassel, QB
 Jamaal Charles, RB
 Brian Waters, G
2011
(January 29, 2012)
 Tamba Hali, LB
 Derrick Johnson, LB
2012
(January 27, 2013)
Eric Berry, S
 Jamaal Charles, RB
 Dustin Colquitt, P
Tamba Hali, LB
 Justin Houston, LB
 Derrick Johnson, LB
2013
(January 26, 2014)
 Branden Albert, T
Eric Berry, S
Jamaal Charles, RB
Brandon Flowers, CB
Tamba Hali, LB
Justin Houston, LB
 Derrick Johnson, LB**
 Dexter McCluster, KR
 Dontari Poe, DT
 Alex Smith, QB
2014
(January 25, 2015)
Tamba Hali, LB
Jamaal Charles, RB
 Justin Houston, LB
 Dontari Poe, DT
2015
(January 31, 2016)
Eric Berry, S
Tamba Hali, LB
 Justin Houston, LB
Derrick Johnson, LB
Travis Kelce, TE
Marcus Peters, CB

All-Time Pro Bowl Locations 1970-Present

Year	Stadium/City
1970-71	L.A. Coliseum Los Angeles, CA
1972	Texas Stadium Irving, TX
1973	Arrowhead Stadium Kansas City, MO
1974	Orange Bowl Miami, FL
1975	Louisiana Superdome New Orleans, LA
1976	The Kingdome Seattle, WA
1977	Tampa Stadium Tampa, FL
1978	L.A. Coliseum Los Angeles, CA
1979-08	Aloha Stadium Honolulu, HI
2009	Sun Life Stadium Miami Gardens, FL
2010-13	Aloha Stadium Honolulu, HI
2014	University of Phoenix Stadium Glendale, AZ
2015	Aloha Stadium Honolulu, HI

All-Time Honors



Walter Payton NFL Man of the Year

1972	Willie Lanier	1973	Len Dawson
1993	Derrick Thomas	2003	Will Shields
2009	Brian Waters		

Executive of the Year

2010	Scott Pioli (PFW/PFWA)
2013	John Dorsey (PFW/PFWA)

Coach of the Year

1968	AFL	Hank Stram (UPI, PFW)
1997	NFL	Marty Schottenheimer (USA)

NFL Alumni Order of the Leather Helmet

1981	Lamar Hunt
2004	Dick Vermeil

Maxwell Club Earl "Greasy" Neale Award

2003	NFL	Dick Vermeil
------	-----	--------------

AFL?Player of the Year

1960	Abner Haynes (UPI, TSN)
1962	Len Dawson (TSN)

AFL?Comeback Player of the Year

1964	Abner Haynes (AP)
------	-------------------

Offensive Player of the Year

1971	NFL	Otis Taylor (PFW)
2002	NFL	Priest Holmes (AP, SI)

Rookie of the Year

1962	AFL	Curtis McClinton (UPI, TSN)
1981	AFC	Joe Delaney (UPI)
1992	NFL	Dale Carter (FW)
1992	AFC	Dale Carter (UPI)

Defensive Rookie of the Year

1969	AFL	Jim Marsalis (PFW)
1984	NFL	Bill Maas (AP)
1989	NFL	Derrick Thomas (AP, PFW)
1992	NFL	Dale Carter (AP, PFW)
2015	NFL	Marcus Peters (AP, PFW)

The Sporting News Sportsman of the Year

2003	Dick Vermeil
------	--------------

NFL 75th Anniversary Team

LB	Willie Lanier	K	Jan Stenerud
----	---------------	---	--------------

Super Bowl Silver Anniversary Team

K	Jan Stenerud
---	--------------

PFW Golden Toe Award

1979	Bob Grupp
1990	Nick Lowery
1997	Pete Stoyanovich

101 AFC Offensive Player of the Year

1989	Christian Okoye
------	-----------------

101 AFL/AFC Coach of the Year

1969	AFL	Hank Stram
1995	AFC	Marty Schottenheimer
1997	AFC	Marty Schottenheimer
2010	AFC	Todd Haley
2013	AFC	Andy Reid
2015	AFC	Andy Reid

101 AFL/AFC Defensive Player of the Year

1969	Bobby Bell	1971	Willie Lanier
1986	Deron Cherry	1991	Derrick Thomas

PFW Humanitarian of the Year

1999	Will Shields
2003	Tony Richardson

Comeback Player of the Year

1990	Barry Word (PFW)
1993	Marcus Allen (PFW)
2015	Eric Berry (PFW, AP)

**Phil Simms All-Iron Team
(1999-04)**

2000	TE	Tony Gonzalez
2001	RB	Priest Holmes
2002	DE	Eric Hicks
	RB	Priest Holmes
2003	WR	Dante Hall

**All-Madden Team
(1984-01)**

1992	CB	Kevin Ross
	DE	Neil Smith
1993	QB	Joe Montana
	LB	Derrick Thomas
1994	QB	Joe Montana
	LB	Derrick Thomas
1995	DT	Dan Saleaumua
1997	WR	Andre Rison
	G	Dave Szott
	LB	Derrick Thomas
1998	C	Tim Grunhard
	CB	James Hasty

**PRO FOOTBALL HALL OF FAME
ALL-DECADE TEAMS**

1960s

TE	Fred Arbanas
LB	Bobby Bell
DT	Buck Buchanan
G	Ed Budde
RB	Clem Daniels
QB	Len Dawson
CB	Dave Grayson
RB	Abner Haynes
RB	Paul Lowe
DE	Jerry Mays
S	Johnny Robinson
T	Jim Tyrer
P	Jerrell Wilson

1970s

LB	Bobby Bell
P	Jerrel Wilson

1980s

S	Deron Cherry
C	Mike Webster

1990s

DE	Neil Smith
LB	Derrick Thomas

2000s

TE	Tony Gonzalez
KR	Dante Hall
CB	Ty Law
T	Willie Roaf
G	Will Shields

All-Rookie Teams

1974	T	Charlie Getty (FW)
1977	CB	Gary Green (FW)
1984	CB	Kevin Ross (FW)
1986	OLB	Tim Cofield (FW)
	ILB	Dino Hackett (UPI)
	T	Brian Jozwiak (FW, UPI)
1987	RB	Christian Okoye (FW)
1989	LB	Derrick Thomas (FW, UPI)
1990	P	Bryan Barker (UPI)
	C	Tim Grunhard (FW, UPI)
	ILB	Percy Snow (FW, UPI)
	G	Dave Szott (FW, UPI)
1992	CB/PR	Dale Carter (FW)
1993	G	Will Shields (FW)
1995	PR/KR	Tamarick Vanover (FW)
1997	TE	Tony Gonzalez (PFW, FW)
2000	CB	Pat Dennis (PFW)
	WR	Sylvester Morris (PFW, FN)
	S	Greg Wesley (PFW, FN, FD)
2002	LB	Scott Fujita (PFW)
2004	DE	Jared Allen (PFW)
2006	DE	Tamba Hali (PFW)
	S/ST	Bernard Pollard (PFW)
2007	WR	Dwayne Bowe (PFW)
2008	CB	Brandon Flowers (PFW)
2009	DE	Tyson Jackson (PFW)
	K	Ryan Succop (PFW)
2010	S	Eric Berry (PFW/PFWA/Sporting News)
2015	C	Mitch Morse (PFWA)
	CB	Marcus Peters (PFWA)

**AFC PLAYER OF THE MONTH HONOREES
(1990-14)
OFFENSE**

Year	Player	Month
1990	QB Steve DeBerg	September
1991	RB Christian Okoye	October
	RB Barry Word	December
2002	RB Priest Holmes	October
2004	RB Priest Holmes	October
2005	RB Larry Johnson	November
	RB Larry Johnson	December/January
2010	QB Matt Cassel	November

DEFENSE

Year	Player	Month
1990	LB Derrick Thomas	November
1991	DE Neil Smith	September
1995	CB James Hasty	September
	DE Neil Smith	October
1997	S Jerome Woods	November
	LB Derrick Thomas	December
2007	DE Jared Allen	October
2013	LB Justin Houston	September

SPECIAL TEAMS

Year	Player	Month
1997	K Pete Stoyanovich	December
1995	WR Tamarick Vanover	October
	WR Tamarick Vanover	December
2003	WR Dante Hall	September
2013	WR Dexter McCluster	December

**Players By Times Honored
(Player of the Month Awards)**

2	Priest Holmes	Dante Hall
	Larry Johnson	James Hasty
	Neil Smith	Justin Houston
	Derrick Thomas	Dexter McCluster
	Tamarick Vanover	Christian Okoye
1	Jared Allen	Pete Stoyanovich
	Matt Cassel	Jerome Woods
	Steve DeBerg	Barry Word

DEFENSIVE ROOKIE OF THE MONTH

Year	Player	Month
2010	S Eric Berry	December/January
2015	CB Marcus Peters	December

AFC PLAYER OF THE WEEK HONOREES

(1984-14)

OFFENSE

Year	Player	Week #
1984	WR Henry Marshall	15
1985	WR Stephone Paige	16
1988	QB Steve DeBerg	3
1989	RB Christian Okoye	5
1991	QB Steve DeBerg	9
	WR J.J. Birden	17
1992	QB Dave Krieg	6
1993	QB Joe Montana	1
	QB Joe Montana	7
	QB Joe Montana	13
	QB Joe Montana	Div. Playoffs
1994	QB Joe Montana	2
	QB Joe Montana	7
	RB Marcus Allen	17
1995	QB Steve Bono	1
1996	RB Marcus Allen	3
1997	QB Elvis Grbac	2
2000	QB? Elvis Grbac	3
2001	RB? Priest Holmes	3
	RB? Priest Holmes	13
2002	QB Trent Green	4
	RB Priest Holmes	5
2003	QB Trent Green	6
2004	RB Priest Holmes	4
	G Brian Waters	7
	RB Derrick Blaylock	10
2005	RB Larry Johnson	11
	RB Larry Johnson	16
	RB Larry Johnson	17
2006	QB Damon Huard	5
	RB Larry Johnson	8
2010	WR Dwayne Bowe	16
2012	RB Jamaal Charles	3
	QB Brady Quinn	13
2013	RB Jamaal Charles	15
2014	RB Jamaal Charles	4

DEFENSE

Year	Player	Week #
1984	DE Mike Bell	2
1985	LB Gary Spani	2
	S Deron Cherry	4
1986	DE Art Still	3
	SS Lloyd Burruss	7
	DE Art Still	14
	FS Deron Cherry	15
1988	CB Albert Lewis	11
1989	LB Derrick Thomas	2
	DE Leonard Griffin	12
1990	CB Kevin Ross	3
	DE Bill Maas	6
	CB Albert Lewis	9
	LB Derrick Thomas	10
1991	CB Albert Lewis	1
	LB Derrick Thomas	6
	LB Derrick Thomas	11
	LB Tracy Simien	14
	S Deron Cherry	Wild Card Playoffs
1992	LB Derrick Thomas	10
1993	DE Neil Smith	5
	DT Dan Saleaumua	10

1994	LB Derrick Thomas	2
	DE Neil Smith	16
1995	S Brian Washington	14
1996	LB Derrick Thomas	2
	S Mark Collins	2
1997	S Jerome Woods	5
	LB Anthony Davis	10
1998	LB Derrick Thomas	1
1999	CB James Hasty	7
	CB Cris Dishman	12
	LB Donnie Edwards	15
2002	LB Mike Maslowski	8
2005	DE Jared Allen	6
2008	LB Derrick Johnson	4
2009	S Mike Brown	10
	LB Derrick Johnson	17
2010	LB Tamba Hali	3
	LB Derrick Johnson	15
2011	CB Brandon Flowers	7
	LB Derrick Johnson	8
2013	LB Justin Houston	1
	LB Justin Houston	3
	LB Tamba Hali	6
	LB Tamba Hali	14
2015	S Tyvon Branch	13
	CB Marcus Peters	15

SPECIAL TEAMS

Year	Player	Week #
1995	WR Tamarick Vanover	1
	WR Tamarick Vanover	8
	WR Tamarick Vanover	17
	P Louie Aguiar	5
1997	WR Tamarick Vanover	3
	WR Tamarick Vanover	12
	K Pete Stoyanovich	16
	WR Tamarick Vanover	17
1998	K Pete Stoyanovich	3
2002	WR Dante Hall	14
	K Michael Husted	16
2003	WR Dante Hall	2
	WR Dante Hall	3
	WR Dante Hall	4
	WR Dante Hall	5
2004	WR Dante Hall	15
	WR Dante Hall	16
2005	K Lawrence Tynes	7
2006	K Lawrence Tynes	5
	S Bernard Pollard	17
2007	K Dave Rayner	4
2008	CB Maurice Leggett	13
2009	RB Jamaal Charles	11
2010	WR Dexter McCluster	1
2011	K Ryan Succop	4
	K Ryan Succop	15
2013	PR Dexter McCluster	4
	K Ryan Succop	8
2014	FB Anthony Sherman	10
	RB/WR De'Anthony Thomas	15
2015	P Dustin Colquitt	11
	LB D.J. Alexander	17

PEPSI/DIET PEPSI ROOKIE OF THE WEEK

(2004-10)

Year	Player	Week #
2007	WR Dwayne Bowe	3
	WR Dwayne Bowe	4
2010	WR Dexter McCluster	1
	TE Tony Moeaki	3

Players By Times Honored

11	Derrick Thomas	Mike Brown
7	Dante Hall	Lloyd Burruss
6	Joe Montana	Mark Collins
	Tamarick Vanover	Anthony Davis
4	Derrick Johnson	Cris Dishman
	Priest Holmes	Donnie Edwards
	Larry Johnson	Brandon Flowers
	Jamaal Charles	James Hasty
3	Deron Cherry	Damon Huard
	Tamba Hali	Michael Husted
	Albert Lewis	Dave Krieg
	Ryan Succop	Maurice Leggett
2	Marcus Allen	Bill Maas
	Steve DeBerg	Henry Marshall
	Elvis Grbac	Mike Maslowski
	Trent Green	Christian Okoye
	Justin Houston	Stephone Paige
	Dexter McCluster	Bernard Pollard
	Neil Smith	Brady Quinn
	Art Still	Dave Rayner
	Pete Stoyanovich	Kevin Ross

Lawrence Tynes	Dan Saleaumua
1 Louie Aguiar	Tracy Simien
Jared Allen	Gary Spani
Mike Bell	Brian Waters
J.J. Birden	Brian Washington
Derrick Blaylock	Jerome Woods
Steve Bono	Anthony Sherman
Dwayne Bowe	De'Anthony Thomas

(Player of the Week Awards)

FEDEX NFL PLAYER OF THE WEEK

Year	Player	Week #
2009	Jamaal Charles (Ground)	17
2010	Jamaal Charles (Ground)	8
	Matt Cassel (Air)	12
2012	Jamaal Charles (Ground)	3
	Jamaal Charles (Ground)	16
2013	Jamaal Charles (Ground)	5


FEDEX NFL PLAYER OF THE YEAR (2004-15)

Year	Player	Ground/Air
2010	Jamaal Charles	Ground

USA TODAY ALL-JOE TEAM

The USA Today All-Joe Team takes its name from former Chiefs DT Joe Phillips who played 14 seasons for Kansas City, San Diego, St. Louis and Minnesota before retiring following the 1999 season. According to USA Today's Larry Weisman, the All-Joe Team is represented by "hard-working, overlooked, underappreciated players who do the dirty work simply because that's their lot in life."

1992	C	Tim Grunhard	2004	DE	Jared Allen
	DT	Joe Phillips		LS	Kendall Gammon
1994	TE	Derrick Walker		C	Casey Wiegmann
1995	G	Will Shields	2005	C	Casey Wiegmann
1996	G	Dave Szott	2006	DE	Jared Allen
1997	C	Tim Grunhard		QB	Damon Huard
	WR	Danan Hughes		C	Casey Wiegmann
	G	Dave Szott	2007	C	Casey Wiegmann
	Off.	Paul Hackett	2008	WR	Dwayne Bowe
	Coor.				
2000	DE	Eric Hicks		CB	Brandon Carr
	LB	Mike Maslowski	2009	LB	Tamba Hali
2001	FB	Tony Richardson	2010	LB	Derrick Johnson
	P	Dan Stryzinski		G	Ryan Lilja
2002	K	Morten Andersen	2011	CB	Brandon Flowers
	LB	Marvcus Patton	2012	T	Eric Winston
	C	Casey Wiegmann	2013	T	Geoff Schwartz
2003	ST	Gary Stills			
	S	Greg Wesley			
	C	Casey Wiegmann			



ED BLOCK COURAGE AWARD

Dating back to 1983, the Ed Block Courage Award has annually honored one player from every NFL team who exemplifies commitment to the principles of sportsmanship and courage. Named in honor of longtime Colts athletic trainer Ed Block, recipients of the award are selected by a vote of their teammates.

1984	G/T	Dave Lutz	1995	T	John Alt	2006	CB	Benny Sapp
1985	CB	Kevin Ross	1996	G	Dave Szott	2007	WR	Eddie Kennison
1986	S	Mark Robinson	1997	WR	Lake Dawson	2008	QB	Damon Huard
1987	LB	Dino Hackett	1998	G/T	Glenn Parker	2009	QB	Brodie Croyle
1988	S	Lloyd Burruss	1999	C	Tim Grunhard	2010	P	Dustin Colquitt
1989	RB	Christian Okoye	2000	DE	Eric Hicks	2011	S	Jon McGraw
1990	S	Deron Cherry	2001	FB	Tony Richardson	2012	RB	Jamaal Charles
1991	CB	Jayice Pearson	2002	DT	John Browning	2013	C	Rodney Hudson
1992	T	Rich Baldinger	2003	S	Jerome Woods	2014	TE	Travis Kelce
1993	CB	Albert Lewis	2004	RB	Priest Holmes	2015	S	Eric Berry
1994	DE	Neil Smith	2005	G	Will Shields			

All-League, All-Conference Honors



YEAR	PLAYER	POS.	AP	ALL-AFL UPI	TSN	
1960 -	John Bookman	DB	--	1st	--	
	Mel Branch	DE	1st	1st	1st	
	Abner Haynes	RB	1st	1st	1st	
	Jerry Cornelison	T	--	2nd	--	
	Sherrill Headrick	MLB	1st	2nd	1st	
	Bill Krisher	G	1st	2nd	1st	
	Paul Miller	DE	1st	--	2nd	
	David Webster	DB	--	--	2nd	
	Abner Haynes	RB	1st	1st	1st	
	Jerry Cornelison	T	--	2nd	1st	
1961 -	Sherrill Headrick	MLB	1st	1st	1st	
	E.J. Holub	OLB	--	2nd	2nd	
	Bill Krisher	G	--	2nd	--	
	David Webster	DB	1st	--	1st	
	Fred Arbanas	TE	2nd	2nd	--	
	Mel Branch	DE	2nd	2nd	1st	
	Chris Burford	E	1st	1st	1st	
	Len Dawson	QB	1st	1st	1st	
	Abner Haynes	RB	1st	1st	1st	
	Sherrill Headrick	MLB	1st	1st	1st	
1962 -	E.J. Holub	OLB	1st	1st	1st	
	Bobby Hunt	DB	1st	1st	--	
	Jerry Mays	DT	2nd	2nd	1st	
	Curtis McClinton	RB	--	2nd	--	
	Jim Tyrer	T	--	--	1st	
	Fred Arbanas	TE	1st	1st	1st	NEA
	Mel Branch	DE	2nd	2nd	--	--
	Dave Grayson	DB	--	--	1st	--
	Jerry Mays	DT	2nd	2nd	--	--
	Johnny Robinson	S	--	2nd	--	--
1963 -	Jim Tyrer	T	2nd	2nd	1st	1st
	Fred Arbanas	TE	1st	1st	1st	1st
	Bobby Bell	OLB	2nd	1st	--	2nd
	Buck Buchanan	DT	2nd	2nd	--	2nd
	Len Dawson	QB	2nd	2nd	--	2nd
	Dave Grayson	DB	1st	2nd	1st	2nd
	Abner Haynes	RB	2nd	--	--	--
	Sherrill Headrick	MLB	2nd	--	--	--
	E.J. Holub	OLB	--	--	--	2nd
	Bobby Hunt	DB	2nd	--	--	--
1964 -	Jerry Mays	DT	2nd	--	1st	2nd
	Jim Tyrer	T	2nd	2nd	1st	2nd
	Fred Arbanas	TE	2nd	--	--	2nd
	Bobby Bell	OLB	1st	1st	1st	1st
	Buck Buchanan	DT	2nd	2nd	--	2nd
	Len Dawson	NEA	--	--	--	2nd
	Mack Lee Hill	RB	--	2nd	--	--
	E.J. Holub	OLB	--	2nd	--	--
	Jerry Mays	DE	1st	2nd	1st	1st
	Curtis McClinton	RB	2nd	--	--	--
1965 -	Johnny Robinson	S	1st	2nd	1st	2nd
	Jim Tyrer	T	1st	1st	1st	1st
	Fred Williamson	CB	--	1st	--	--
	ALL-AFL					
	Fred Arbanas	TE	1st	1st	1st	1st
	Bobby Bell	OLB	1st	1st	1st	1st
	Buck Buchanan	DT	1st	1st	1st	2nd
	Ed Budde	G	1st	--	2nd	2nd
	Len Dawson	QB	1st	1st	1st	1st
	Sherrill Headrick	MLB	2nd	--	--	2nd
1966 -	E.J. Holub	OLB	2nd	2nd	1st	--
	Bobby Hunt	DB	2nd	--	2nd	2nd
	Jerry Mays	DE	1st	1st	1st	1st
	Johnny Robinson	S	1st	1st	1st	1st
	Otis Taylor	WR	1st	1st	2nd	1st
	Jim Tyrer	T	1st	1st	1st	1st
	Jerrel Wilson	P	--	--	2nd	--

YEAR -	PLAYER	ALL-PRO POS.							ALL-AFL	
			AP	UPI	TSN	NEA				
1967 -	Fred Arbanas	TE	2nd	2nd	--	1st				
	Bobby Bell	OLB	1st	1st	1st	2nd				
	Buck Buchanan	DT	1st	1st	1st	1st				
	Ed Budde	G	2nd	--	--	2nd				
	Mike Garrett	RB	1st	1st	1st	1st				
	Jerry Mays	DE	2nd	--	1st	--				
	Johnny Robinson	S	1st	1st	2nd	1st				
	Jan Stenerud	K	--	--	2nd	--				
	Otis Taylor	WR	--	--	2nd	--				
	Jim Tyrer	T	1st	2nd	1st	2nd				
1968 -	Bobby Bell	OLB	--	--	1st	1st	1st	--	1st	
	Buck Buchanan	DT	2nd	--	1st	1st	2nd	--	1st	
	Ed Budde	G	--	--	2nd	2nd	2nd	--	2nd	
	Len Dawson	QB	--	--	2nd	2nd	--	--	--	
	Robert Holmes	RB	--	--	2nd	2nd	2nd	--	2nd	
	Willie Lanier	MLB	--	--	1st	--	2nd	--	1st	
	Jim Lynch	OLB	--	--	2nd	2nd	--	--	2nd	
	Jerry Mays	DE	--	--	2nd	2nd	1st	--	2nd	
	Johnny Robinson	S	--	1st	1st	1st	1st	1st	1st	
	Jan Stenerud	K	2nd	--	--	--	1st	--	--	
1969 -	Jim Tyrer	T	--	--	1st	1st	2nd	1st	1st	
	Jerrel Wilson	P	2nd	--	--	--	1st	1st	--	
	Bobby Bell	OLB	1st	1st	1st	1st	1st	1st	1st	
	Buck Buchanan	DT	--	1st	1st	1st	1st	1st	2nd	
	Ed Budde	G	2nd	--	1st	2nd	1st	1st	1st	
	Aaron Brown	DE	--	--	--	--	2nd	--	--	
	Dave Hill	G	--	--	--	--	2nd	--	--	
	E.J. Holub	C	--	--	2nd	--	--	--	--	
	Willie Lanier	MLB	--	--	--	2nd	2nd	1st	2nd	
	Jim Lynch	LB	--	--	2nd	2nd	--	--	2nd	
1970 -	Jerry Mays	DE	--	--	2nd	--	2nd	--	--	
	Mo Moorman	G	--	--	2nd	--	2nd	--	--	
	Johnny Robinson	S	--	--	1st	1st	1st	1st	1st	
	Jan Stenerud	K	2nd	--	--	--	1st	--	--	
	Emmitt Thomas	CB	--	--	--	--	2nd	--	--	
	Jim Tyrer	T	1st	1st	1st	1st	1st	1st	1st	
			ALL-PRO			ALL-AFC				
	Bobby Bell	OLB	AP 1st	FW 1st	PFW 1st	NEA 1st	AP 1st	UPI 1st	TSN 1st	PFW 1st
	Aaron Brown	DE	--	--	--	--	1st	--	--	--
			ALL-PRO			ALL-AFC				
1971 -	Buck Buchanan	DT	AP --	FW --	PFW --	NEA --	AP 1st	UPI 2nd	TSN --	PFW --
	Ed Budde	G	--	--	--	--	--	1st	1st	--
	Jim Tyrer	T	1st	1st	1st	1st	1st	1st	1st	1st
	Willie Lanier	MLB	--	2nd	--	2nd	1st	1st	1st	1st
	Jim Marsalis	CB	1st	2nd	1st	--	1st	1st	1st	1st
	Jerry Mays	DT	--	--	--	--	--	2nd	--	--
	Ed Podolak	RB	--	--	--	--	--	2nd	--	--
	Johnny Robinson	S	1st	1st	1st	1st	1st	1st	1st	1st
	Jan Stenerud	K	1st	1st	--	--	1st	--	1st	--
	Emmitt Thomas	CB	--	--	--	--	--	2nd	--	--
1971 -	Bobby Bell	OLB	--	2nd	1st	2nd	1st	1st	1st	1st
	Aaron Brown	DE	--	--	--	--	1st	2nd	--	--
	Buck Buchanan	DT	--	--	--	2nd	--	2nd	--	1st
	Ed Budde	G	--	--	--	--	--	2nd	--	--
	Curley Culp	DT	--	2nd	--	--	--	--	--	--
	Len Dawson	QB	--	--	--	--	--	2nd	--	--
	Willie Lanier	LB	1st	1st	1st	1st	1st	1st	1st	1st
	Jim Marsalis	CB	--	--	--	--	--	1st	1st	--
	Johnny Robinson	S	--	--	--	--	--	--	1st	--
	Jan Stenerud	K	--	1st	--	--	--	--	--	--
1971 -	Otis Taylor	WR	1st	1st	1st	1st	1st	1st	1st	1st
	Emmitt Thomas	CB	--	2nd	--	--	1st	2nd	--	--
	Jim Tyrer	T	--	2nd	1st	2nd	1st	1st	1st	1st
	Jerrel Wilson	P	--	1st	--	--	--	--	1st	1st

				ALL-PRO					ALL-AFC		
YEAR	PLAYER	POS.	AP	FW	PFW	NEA		AP	UPI	TSN	PFW
1972 -	Bobby Bell	LB	--	--	--	--		--	--	1st	--
	Willie Lanier	LB	--	--	1st	2nd		--	1st	1st	1st
	Otis Taylor	WR	--	1st	--	--		--	1st	--	--
	Emmitt Thomas	CB	--	--	--	--		--	2nd	--	--
	Jerrel Wilson	P	--	1st	--	2nd		--	--	1st	1st
1973 -	Willie Lanier	MLB	1st	2nd	--	1st		1st	1st	1st	1st
	Jack Rudnay	C	--	--	--	2nd		1st	2nd	--	--
	Jerrel Wilson	P	--	2nd	--	2nd		--	--	--	--
1974 -	Willie Lanier	MLB	2nd	2nd	--	1st		1st	1st	1st	1st
	Jack Rudnay	C	--	--	--	2nd		1st	2nd	--	--
	Emmitt Thomas	CB	1st	1st	--	2nd		1st	1st	1st	1st
	Jan Stenerud	K	--	--	--	1st		--	--	--	--
	Jerrel Wilson	P	--	--	--	2nd		--	2nd	--	--
1975 -	Willie Lanier	MLB	--	2nd	--	1st		--	2nd	--	--
	Jack Rudnay	C	--	--	--	2nd		--	--	--	--
	Jan Stenerud	K	2nd	2nd	--	2nd		1st	1st	1st	1st
	Emmitt Thomas	CB	2nd	--	--	1st		--	1st	--	1st
	Jerrel Wilson	P	--	--	--	2nd		--	--	--	--
1976 -	Jan Stenerud	K	--	--	--	2nd		1st	--	--	--
1977 -	None										
			AP	FW	PFW	NEA	SI		UPI	TSN	PFW
1978 -	None										
1979 -	Bob Grupp	P	--	1st	1st	1st	1st		1st	1st	1st
	Jack Rudnay	C	--	--	--	2nd	--		--	--	--
	Art Still	DE	--	--	--	--	--		2nd	--	--
1980 -	Gary Barbaro	S	2nd	--	2nd	--	--	--		1st	1st
	J.T. Smith	PR	1st	--	--	1st	1st	--		--	1st
	Art Still	DE	2nd	1st	1st	1st	1st	1st		1st	1st
			AP	FW	NEA	TSN	PFW	SI		UPI	PFW
1981-	Gary Barbaro	S	--	1st	1st	--	--	--		2nd	1st
	Joe Delaney	RB	--	--	--	--	--	--		1st	1st
	Gary Green	CB	--	--	2nd	--	--	--		1st	1st
	Eric Harris	CB	--	--	--	--	--	--		2nd	--
	Nick Lowery	K	2nd	--	1st	--	--	--		1st	1st
1982 -	J.T. Smith	PR	--	--	--	--	--	--		--	1st
	Gary Barbaro	S	--	--	1st	--	--	--		1st	*
	Gary Green	CB	--	--	--	--	--	--		2nd	*
	Art Still	DE	--	--	--	--	--	--		2nd	*
	Nick Lowery	K	--	--	--	--	--	--		2nd	*
1983 -	Carlos Carson	WR	--	--	--	--	--	--		1st	--
	Deron Cherry	S	2nd	--	--	--	--	1st		1st	1st
	Gary Green	CB	--	1st	1st	--	--	--		1st	--
1984 -	Jim Arnold	P	2nd	--	--	--	--	--		--	--
	Deron Cherry	S	1st	--	2nd	--	--	--		1st	--
				ALL-PRO					ALL-AFC		
			AP	FW	NEA	TSN	PFW	SI		UPI	PFW
1985 -	Gary Green	CB	--	--	2nd	--	--	--		--	--
	Art Still	DE	2nd	--	--	--	--	--		2nd	--
	Deron Cherry	S	2nd	--	2nd	--	**	--		1st	**
	Nick Lowery	K	1st	--	1st	--	**	--		2nd	**
	Lloyd Burruss	S	--	--	--	--	--	--		1st	--
1986 -	Deron Cherry	S	1st	--	2nd	1st	--	1st		1st	1st
	Albert Lewis	CB	--	--	2nd	--	--	--		2nd	--
	Nick Lowery	K	--	--	--	--	--	--		2nd	--
	Bill Maas	DT	2nd	--	--	--	1st	--		--	1st
	Art Still	DE	--	--	--	--	--	--		1st	--
1987 -	Carlos Carson	WR	--	--	--	--	--	--		2nd	--
	Deron Cherry	S	--	--	--	--	--	--		2nd	--
	Albert Lewis	CB	--	--	--	--	--	1st		2nd	--
	Bill Maas	DT	--	--	2nd	--	1st	--		1st	1st
	Paul Palmer	KR	--	--	--	--	--	--		--	1st
			AP	FW	NEA	TSN	PFW	SI	USA	UPI	PFW
1988 -	Lloyd Burruss	S	--	--	--	--	--	--	--	2nd	--
	Deron Cherry	S	1st	1st	2nd	1st	1st	--	--	1st	1st
	Dino Hackett	ILB	--	--	--	--	--	--	--	2nd	--
	Albert Lewis	CB	--	--	--	--	--	--	--	1st	1st
	Nick Lowery	K	--	--	1st	--	--	1st	--	2nd	--

YEAR	PLAYER	POS.	AP	FW	ALL-PRO		PFW	SI	USA	ALL-AFC	
					NEA	TSN				UPI	PFW
1989 -	Deron Cherry	S	--	--	--	--	--	--	--	2nd	--
	Albert Lewis	CB	1st	1st	1st	1st	1st	1st	--	1st	1st
	Christian Okoye	RB	1st	1st	1st	1st	1st	--	--	1st	1st
	Dan Saleaumua	DT	--	--	--	--	--	1st	--	--	--
	Derrick Thomas	OLB	--	--	--	--	--	1st	--	1st	1st
	Kevin Ross	S	--	--	--	--	--	--	2nd	--	--
1990 -	John Alt	T	2nd	--	--	1st	--	1st	--	1st	--
	Albert Lewis	CB	1st	1st	1st	1st	--	1st	1st	1st	1st
	Nick Lowery	K	1st	1st	1st	1st	1st	--	--	1st	1st
	Kevin Ross	S	2nd	--	--	--	--	--	--	2nd	--
	Dan Saleaumua	DT	--	--	2nd	--	1st	1st	--	--	1st
	Derrick Thomas	OLB	1st	1st	1st	1st	1st	--	1st	1st	1st
1991 -	John Alt	T	--	--	--	--	--	1st	--	1st	--
	Derrick Thomas	LB	1st	--	2nd	1st	1st	--	--	1st	1st
	Christian Okoye	RB	--	--	2nd	--	--	--	--	--	1st
1992 -	Derrick Thomas	LB	--	--	1st	1st	--	--	--	1st	1st
	Neil Smith	DE	--	--	2nd	--	--	--	--	--	--
	Nick Lowery	K	--	--	--	--	--	1st	1st	--	--
1993 -	Marcus Allen	RB	--	--	--	--	--	--	--	1st	1st
	Neil Smith	DE	1st	1st	1st	--	1st	--	--	1st	1st
	Derrick Thomas	LB	2nd	--	--	--	--	--	--	1st	--
1994 -			AP	FW	TSN	PFW	SI	USA		UPI	PFW
	Dale Carter	CB	--	--	--	--	--	--		2nd	--
	Neil Smith	DE	--	--	--	--	--	--		2nd	--
	Derrick Thomas	LB	2nd	--	--	--	--	--		1st	--
1995 -	Louie Aguiar	P	2nd	--	--	--	--	--		2nd	--
	Dale Carter	CB	2nd	--	--	--	--	1st		1st	1st
	Dan Saleaumua	DT	--	--	--	--	1st	--		--	1st
	Will Shields	G	--	--	--	--	--	1st		--	--
	Neil Smith	DE	2nd	--	--	--	--	--		1st	1st
	Dave Szott	G	--	--	--	--	--	--		2nd	--
	Derrick Thomas	LB	--	--	--	--	--	--		2nd	--
	Tamarick Vanover	KR	--	--	--	--	--	1st		--	--
		POS.	AP	PFW	TSN	SI	USA			UPI	PFW
1996 -	Dale Carter	CB	2nd	--	1st	--	--	--		1st	1st
	Mark Collins	CB	--	--	--	--	--	--		2nd	--
	Will Shields	G	--	--	--	--	--	--		2nd	1st
	Derrick Thomas	LB	2nd	--	--	--	1st	--		1st	1st
	Tamarick Vanover	KR	--	--	--	--	--	--		--	1st
1997 -			AP	PFW	TSN	SI	USA				PFW
	Dale Carter	CB	--	--	--	--	--	--			1st
	James Hasty	CB	--	--	--	--	--	--			1st
	Pete Stoyanovich	K	--	1st	--	1st	1st	--			--
	Dave Szott	G	1st	1st	--	--	--	--			1st
	Tamarick Vanover	KR	--	--	--	--	1st	--			1st
1998 -	None										
1999 -	Tony Gonzalez	TE	1st	1st	1st	1st	1st	--			1st
	James Hasty	CB	--	--	--	--	1st	--			--
	Tony Richardson	FB	--	--	--	1st	--	--			--
	Will Shields	G	--	--	1st	--	--	--			--
2000 -			AP	PFW	TSN	SI	USA	FD	CPFW	FN	PFW
	Tony Gonzalez	TE	1st	1st	1st	1st	1st	1st	1st	1st	1st
	Eric Hicks	DE	--	--	--	--	--	2nd	--	--	--
	Mike Maslowski	ST	--	--	--	1st	--	--	--	--	--
2001 -	Tony Richardson	FB	--	--	--	1st	--	--	--	--	--
	Tony Gonzalez	TE	1st	1st	1st	1st	1st	--		1st	1st
	Priest Holmes	RB	1st	--	--	--	2nd	1st		1st	1st
2002 -	Will Shields	G	--	--	--	--	--	2nd		1st	1st
			AP	PFW	TSN	SI	FD	CPFW			PFW
	Tony Gonzalez	TE	2nd	1st	1st	--	2nd	--			1st
	Dante Hall	KR	2nd	--	--	--	2nd	1st			--
	Priest Holmes	RB	1st	1st	1st	1st	1st	1st			1st
	Tony Richardson	FB	--	--	--	--	2nd	--			--
	Willie Roaf	T	2nd	--	--	1st	1st	1st			--
2003 -	Will Shields	G	1st	1st	1st	--	1st	1st			1st
	Casey Wiegmann	C	--	--	--	1st	--	--			--
			AP	PFW	TSN	SI	FD		PFW		
	Tony Gonzalez	TE	1st	1st	1st	1st	1st	--	1st		
	Dante Hall	PR/KR	1st	1st	1st	1st	1st/2nd	--	1st		
	Priest Holmes	RB	1st	1st	1st	--	1st	--	1st		
	Tony Richardson	FB	--	--	--	--	2nd	--	--		
	Willie Roaf	T	1st	1st	--	--	2nd	--	1st		
	Will Shields	G	1st	1st	1st	--	1st	--	1st		

			AP	PFW	TSN	SI	FD	CPFW	PFW
2004 -	Tony Gonzalez	TE	2nd	--	--	--	1st	1st	--
	Tony Richardson	FB	2nd	--	--	--	1st	1st	--
	Willie Roaf	T	1st	1st	--	--	--	2nd	1st
	Will Shields	G	2nd	--	--	1st	2nd	1st	1st
	Brian Waters	G	1st	1st	1st	--	2nd	2nd	--
			AP	PFW	TSN	SI			PFW
2005 -	Larry Johnson	RB	2nd	--	--	--			1st
	Willie Roaf	T	2nd	--	--	--			1st
	Will Shields	G	2nd	--	--	--			1st
	Brian Waters	G	1st	--	--	--			--
2006 -	Tony Gonzalez	TE	2nd	--	--	--			--
	Larry Johnson	RB	1st	1st	--	--			--
	Will Shields	G	2nd	--	--	--			--
2007 -	Jared Allen	DE	1st	1st	1st	1st			1st
	Tony Gonzalez	TE	2nd	--	--	--			--
2008 -	Tony Gonzalez	TE	1st	1st	--	--			--
2009 -	None								
2010 -	Dwayne Bowe	WR	2nd	--	--	--			--
	Jamaal Charles	RB	1st	1st	--	--			1st
2011 -	Tamba Hali	LB	2nd	--	--	--			--
	Derrick Johnson	LB	1st	--	--	--			--
2012 -	Jamaal Charles	RB	2nd	--	--	--			--
2013 -	Eric Berry	S	1st	1st					1st
	Jamaal Charles	RB	1st	1st					1st
	Tamba Hali	LB	2nd	--					--
	Dexter McCluster	PR	2nd	1st					1st
	Dontari Poe	DT	2nd	--					1st
	Branden Albert	T	--	--					1st
	Quintin Demps	KR	--	--					1st
	Justin Houston	LB	--	--					1st
2014 -	Justin Houston	LB	1st	1st	--	--			1st
	Anthony Sherman	FB	2nd	--	--	--			--
	De'Anthony Thomas	RB/WR	--	--	--	--			1st
2015 -	Eric Berry	S	1st	1st	--	--			
	Justin Houston	LB	--	--	1st	--			
	Marcus Peters	CB	2nd	--	--	--			

Reference: First or second-team All-Pro or All-Conference honors as selected by the following: (AP) Associated Press, (UPI) United Press International, (NEA) Newspaper Enterprise Assoc., (TSN) The Sporting News, (PFW) Pro Football Weekly, (FW) Pro Football Writers of America, (USA) USA Today - Gordon Forbes, (SI) Sports Illustrated - Paul Zimmerman, (FD) Football Digest, (FN)?Football News, (CPFW)?College and Pro Football Newsweekly.

Notes: The Sporting News All-AFL Team was selected by the players in 1960, '62-66 and by the coaches in '61. Pro Football Weekly's selections have been made by the Pro Football Writers of America since '96.
 *No team named due to '82 NFLPA Strike. **No team named in '85.

CHIEFS IN THE MISSOURI SPORTS HALL OF FAME

Year	Individual	Chiefs Years
1994	Lamar Hunt	1960-05
	Len Dawson	1962-75
	Otis Taylor	1965-75
	Bill Grigsby	1963-05
1995	Bobby Bell	1963-74
1996	Hank Stram	1960-74
	Jan Stenerud	1967-79
1997	Fred Arbanas	1962-70
1998	Ed Budde	1963-76
1999	Willie Lanier	1967-77
	Johnny Robinson	1960-71
2001	Marcus Allen	1993-97
	Dick Vermeil	2001-05
2002	Deron Cherry	1981-91
2003	Christian Okoye	1987-92
2004	Carl Peterson	1989-07
	Art Still	1978-87
2006	Gary Spani	1978-86
2007	Curtis McClinton	1962-69
2008	Neil Smith	1988-96



2009	Will Shields	1993-06
2010	Marty Schottenheimer	1989-98
2011	Priest Holmes	2001-07
2012	Emmitt Thomas	1966-78, 2010-12
2013	Tony Richardson	1995-05
2014	Ed Podolak	1969-77
	Jack Rudnay	1969-82
2015	Nick Lowery	1980-93
	Eddie Kennison	2001-07
2016	Tim Grunhard	1990-00

RETIRED JERSEYS

STENERUD
3

JAN STENERUD • KICKER • 1967-79

The first pure placekicker inducted in the Pro Football Hall of Fame, K Jan Stenerud played 19 NFL seasons, including 13 with Kansas City.



LEN DAWSON • QUARTERBACK • 1962-75


The standard-bearer for Chiefs signal callers, QB Len Dawson is the franchise's all-time leading passer. He led the club to three AFL titles and a Super Bowl IV ring.

DAWSON
16

THOMAS
18

EMMITT THOMAS • CORNERBACK • 1966-78

The Chiefs career leader with 58 interceptions, CB Emmitt Thomas played in 181 games over his Hall of Fame career with Kansas City.



ABNER HAYNES • RUNNING BACK • 1960-64

One of the offensive stars during the Texans/Chiefs first five years, RB Abner Haynes led the club in rushing four times.

HAYNES
28

JOHNSON
33

STONE JOHNSON • RUNNING BACK • 1963

A sprinter in the '60 Olympics in Rome and a QB at Grambling, RB Stone Johnson's athletic career came to a tragic end during his rookie season of '63. Johnson suffered a fractured vertebra in his neck in a preseason game against the Houston Oilers in Wichita, Kansas and died just 10 days later on Sept. 8, 1963.



MACK LEE HILL • RUNNING BACK • 1964-65


An AFL All-Star as a rookie in '64, RB Mack Lee Hill rushed for 1,203 yards in just 27 games with the Chiefs. Hill tragically died on the operating table after suffering a knee injury late in the '65 season.

HILL
36

THOMAS
58

DERRICK THOMAS • LINEBACKER • 1989-99

The most prolific pass rusher in Chiefs history, LB Derrick Thomas was the heart and soul of the club's dominating defense throughout the '90s and owns the NFL's single-game sack record (7.0 vs. Seattle - 11/11/90).



WILLIE LANIER • LINEBACKER • 1967-77


A Pro Football Hall of Famer, LB Willie Lanier played 11 seasons for the Chiefs and was named to the NFL's 75th Anniversary All-Time Team.

LANIER
63

BELL
78

BOBBY BELL • LINEBACKER • 1963-74

Perhaps the greatest outside linebacker to ever play the game, LB Bobby Bell was the first Chiefs player to enter the Pro Football Hall of Fame in '83.



BUCK BUCHANAN • DEFENSIVE TACKLE • 1967-77

A pivotal member of the great Chiefs defense of the '60s and '70s, DT Buck Buchanan was enshrined in the Pro Football Hall of Fame.

BUCHANAN
86



CHIEFS

RECORDS

THIS IS CHIEFS KINGDOM

Chiefs Individual Records



The following individual records relate solely to service with the Kansas City Chiefs. They include National Football League regular-season statistics only - with the exception of those single-game records marked by "*" or "**."

Service

Most Seasons, Active Players

15	Jerrel Wilson	1963-77
14	Len Dawson	1962-75
14	Ed Budde	1963-76
14	Nick Lowery	1980-93
14	Will Shields	1993-06
13	Jim Tyrer	1961-73
13	Buck Buchanan	1963-75
13	Emmitt Thomas	1966-78
13	Jan Stenerud	1967-79
13	Jack Rudnay	1970-82
13	John Alt	1984-96
12	Johnny Robinson	1960-71
12	Dave Hill	1963-74
12	Bobby Bell	1963-74
12	Mike Livingston	1968-79
12	Henry Marshall	1976-87
12	Tony Gonzalez	1997-08
12	Dustin Colquitt	2005-16
12	Derrick Johnson	2005-16

Most Games Played, Career (All 175+)

212	Nick Lowery	1980-93
224	Will Shields	1993-06
203	Jerrel Wilson	1963-77
190	Tony Gonzalez	1997-08
186	Jan Stenerud	1967-79
183	Len Dawson	1962-75
182	Buck Buchanan	1963-75
181	Emmitt Thomas	1966-78
180	Jim Tyrer	1961-73
179	John Alt	1984-96
178	Jack Rudnay	1970-82
177	Ed Budde	1963-76
175	Dustin Colquitt	2005-16

Most Games Started, Career (Since 1968)

223	Will Shields	1993-06
174	Tony Gonzalez	1997-08
171	Jack Rudnay	1970-82
164	Tim Grunhard	1990-00
*158	Len Dawson (*Since 1962)	1962-75
157	Derrick Thomas	1989-99
155	Tamba Hali	2005-16

Most Starts, Rookie, Season

16	Sylvester Hicks	1978
16	Art Still	1978
16	Dave Lutz	1983
16	Kevin Ross	1984
16	Dino Hackett	1986
16	Derrick Thomas	1989
16	Greg Wesley	2000
16	Derrick Johnson	2005
16	Tamba Hali	2006
16	Brandon Carr	2008
16	Glenn Dorsey	2008
16	Eric Berry	2010
16	Dontari Poe	2012
16	Marcus Peters	2015

Most Consecutive Games Played, Career

224	Will Shields	Sept. 5, 1993 - Dec. 31, 2006
186	Jan Stenerud	Sept. 9, 1967 - Dec. 16, 1979
180	Jim Tyrer	Sept. 10, 1961 - Dec. 2, 1973
168	Bobby Bell	Sept. 7, 1963 - Dec. 14, 1974
166	Buck Buchanan	Sept. 7, 1963 - Dec. 1, 1974

Most Consecutive Games Started (Since 1968)

223	Will Shields	Sept. 12, 1993 - Dec. 31, 2006
144	Emmitt Thomas	Sept. 28, 1968 - Oct. 15, 1978
134	Jim Lynch	Sept. 9, 1968 - Nov. 6, 1977
120	Tim Grunhard	Sept. 5, 1993 - Oct. 29, 2000
120	Tony Gonzalez	Sept. 19, 1999 - Nov. 12, 2006

Most Consecutive Games Started To Begin Career

101	Gary Barbaro	1976-82
64	Brandon Carr	2008-11
51	Art Still	1978-81
41	Tamba Hali	2006-08
37	Greg Wesley	2000-02

Most Games Started, Quarterback, Career

158	Len Dawson	1962-75
88	Trent Green	2001-06
77	Bill Kenney	1979-88
75	Mike Livingston	1968-79
52	Steve DeBerg	1988-91

Most Consecutive Games Started, Quarterback

81	Trent Green	Sept. 9, 2001 - Sept. 10, 2006
44	Len Dawson	Oct. 31, 1965 - Nov. 3, 1968
35	Steve DeBerg	Nov. 26, 1989 - Dec. 8, 1991
28	Steve Bono	Sept. 3, 1995 - Nov. 24, 1996
28	Elvis Grbac	Dec. 26, 1998 - Nov. 19, 2000
28	Len Dawson	Sept. 8, 1962 - Nov. 8, 1963

Most Consecutive Seasons Starting Every Game, QB

5	Trent Green	2001-05
2	Len Dawson	1966-67

Scoring

Most Points, Career (All 400+)

1,466	Nick Lowery	1980-93
1,231	Jan Stenerud	1967-79
517	Ryan Succop	2009-13
500	Priest Holmes	2001-07
462	Tony Gonzalez	1997-08
442	Pete Stoyanovich	1996-00

Most Seasons, 100 or More Points

11	Nick Lowery	1981, '83-86, '88-93
5	Jan Stenerud	1967-71
4	Ryan Succop	2009-10, '12-13
3	Pete Stoyanovich	1997-99
3	Lawrence Tynes	2004-06
2	Lin Elliott	1994-95
2	Morten Andersen	2002-03
2	Priest Holmes	2002-03
2	Larry Johnson	2005-06
2	Cairo Santos	2014-15
1	Jack Spikes	1960
1	Abner Haynes	1962
1	Todd Peterson	2001

Most Points, Season (All 125+)

162	Priest Holmes	2003
144	Priest Holmes	2002
139	Nick Lowery	1990
129	Jan Stenerud	1968
129	Cairo Santos	2015
126	Larry Johnson	2005
125	Lawrence Tynes	2005

Most Points, Non-Kickers, Rookie, Season

72	Abner Haynes	1960
66	Billy Jackson	1981
54	Johnny Robinson	1960
48	Mike Garrett	1966
42	Robert Holmes	1968

Most Points, Kickers, Rookie, Season

113	Cairo Santos	2014
108	Jan Stenerud	1967
104	Jack Spikes	1960
104	Ryan Succop	2009
87	Tommy Brooker	1962

Most Points, Game

30	Abner Haynes vs. Oakland	Nov. 26, 1961
30	Jamaal Charles at Oakland	Dec. 15, 2013
24	Frank Jackson vs. Denver	Dec. 10, 1961
24	Abner Haynes vs. Boston	Sept. 8, 1962
24	Frank Jackson at San Diego	Dec. 13, 1964
24	Bert Coan at Denver	Oct. 23, 1966
24	Priest Holmes at Cleveland	Sept. 8, 2002
24	Priest Holmes vs. Atlanta	Oct. 24, 2004
24	Derrick Blaylock vs. Atlanta	Oct. 24, 2004
24	Larry Johnson vs. Seattle	Oct. 29, 2006

Most Touchdowns, Career

83	Priest Holmes (76 rush, 7 rec.)	2001-07
76	Tony Gonzalez (0 rush, 76 rec.)	1997-08
63	Jamaal Charles (42 rush, 20 rec., 1 KR)	2008-15
61	Larry Johnson (55 rush, 6 rec.)	2003-09
60	Otis Taylor (3 rush, 57 rec.)	1965-75
58	Abner Haynes (39 rush, 17 rec., 1 KR, 1 fum.)	1960-64

Most Touchdowns, Season

27	Priest Holmes (27 rush, 0 rec.)	2003
24	Priest Holmes (21 rush, 3 rec.)	2002
21	Larry Johnson (20 rush, 1 rec.)	2005
19	Abner Haynes (13 rush, 6 rec.)	1962
19	Larry Johnson (17 rush, 2 rec.)	2006
19	Jamaal Charles (12 rush, 7 rec.)	2013

Most Touchdowns, Rookie, Season

12	Abner Haynes (9 rush, 3 rec.)	1960
11	Billy Jackson (10 rush, 1 rec.)	1981
8	Johnny Robinson (4 rush, 4 rec.)	1960
7	Mike Garrett (6 rush, 1 rec.)	1966
7	Robert Holmes (7 rush, 0 rec.)	1968

Most Touchdowns, Game

5	Abner Haynes vs. Oakland	Nov. 26, 1961
5	Jamaal Charles at Oakland	Dec. 15, 2013
4	Frank Jackson vs. Denver	Dec. 10, 1961
4	Abner Haynes vs. Boston	Sept. 8, 1962
4	Frank Jackson at San Diego	Dec. 13, 1964
4	Bert Coan at Denver	Oct. 23, 1966
4	Priest Holmes at Cleveland	Sept. 8, 2002
4	Priest Holmes vs. Atlanta	Oct. 24, 2004
4	Derrick Blaylock vs. Atlanta	Oct. 24, 2004
4	Larry Johnson vs. Seattle	Oct. 29, 2006
3	35 times;	
	Last Jamaal Charles at Green Bay	Sept. 28, 2015

Most Consecutive Games Scoring Touchdowns

11	Priest Holmes	2002
9	Larry Johnson	2006
8	Priest Holmes	2003-04
8	Larry Johnson	2004-05
7	Marcus Allen	1993
7	Priest Holmes	2004-05

7	Larry Johnson	2005
7	Dwayne Bowe	2010
7	Jamaal Charles	2013

Most Points After TD Attempted, Career

483	Nick Lowery	1980-93
409	Jan Stenerud	1967-79
164	Pete Stoyanovich	1996-00
160	Ryan Succop	2009-13
149	Tommy Brooker	1962-66

Most Points After TD Attempted, Season

60	Lawrence Tynes	2004
59	Morten Andersen	2003
52	Ryan Succop	2013
51	Morten Andersen	2002
46	Tommy Brooker	1964

Most Points After TD Attempted, Game

8	Tommy Brooker at Denver	Sept. 7, 1963
8	Mike Mercer at Denver	Oct. 23, 1966
8	Lawrence Tynes vs. Atlanta	Oct. 24, 2004
8	Ryan Succop at Oakland	Dec. 15, 2013

Most Points After TD Made, Career

479	Nick Lowery	1980-93
394	Jan Stenerud	1967-79
163	Pete Stoyanovich	1996-00
160	Ryan Succop	2009-13
149	Tommy Brooker	1962-66

Most Points After TD Made, Season

58	Morten Andersen	2003
58	Lawrence Tynes	2004
52	Ryan Succop	2013
51	Morten Andersen	2002
46	Tommy Brooker	1964

Most Points After TD Made, Game

8	Tommy Brooker at Denver	Sept. 7, 1963
8	Mike Mercer at Denver	Oct. 23, 1966
8	Lawrence Tynes vs. Atlanta	Oct. 24, 2004
8	Ryan Succop at Oakland	Dec. 15, 2013
7	Cotton Davidson vs. Denver	Dec.10, 1961
7	T. Brooker at N.Y. Titans	Nov. 11, 1962
7	Jack Spikes vs. Denver	Dec. 8, 1963
7	Tommy Brooker vs. Houston	Nov. 28, 1965
7	Morten Andersen vs. Arizona	Dec. 1, 2002
7	Morten Andersen vs. St. Louis	Dec. 8, 2002
7	Lawrence Tynes at Tennessee	Dec. 13, 2004

Most Consecutive Points After TD

197	Nick Lowery	1983-89
160	Ryan Succop	2009-13

155	Jan Stenerud	1968-73
149	Tommy Brooker	1962-66

Highest Point After Percentage, Career (100 PATs)

100	Ryan Succop (160-160)	2009-13
100	Tommy Brooker (149-149)	1962-66
99.39	Pete Stoyanovich (163-164)	1996-00
99.17	Nick Lowery (479-483)	1980-93
99.09	Morten Andersen (109-110)	2002-03
97.16	Lawrence Tynes (137-141)	2004-06

Most Field Goals Attempted, Career

436	Jan Stenerud	1967-79
410	Nick Lowery	1980-93
147	Ryan Succop	2009-13
115	Pete Stoyanovich	1996-00
87	Lawrence Tynes	2004-06
85	Tommy Brooker	1962-66

Most Field Goals Attempted, Season

44	Jan Stenerud	1971
42	Jan Stenerud	1970
40	Jan Stenerud	1968

Most Field Goals Attempted, Game

7	Cairo Santos at Cincinnati	October 4, 2015
7	Jan Stenerud vs. Buffalo	Dec. 19, 1971
6	Tommy Brooker vs. San Diego	Dec. 16, 1962
6	Jan Stenerud	6 times
	Last; at Washington	Oct. 10, 1976
6	Todd Peterson vs. Denver	Dec. 16, 2001
6	Ryan Succop at New Orleans	Sept. 23, 2012

Most Seasons Leading League, Field Goals Made

3	Jan Stenerud	1967, '70, '75
---	--------------	----------------

Most Field Goals Made, Career

329	Nick Lowery	1980-93
279	Jan Stenerud	1967-79
119	Ryan Succop	2009-13
93	Pete Stoyanovich	1996-00
68	Lawrence Tynes	2004-06

Most Field Goals Made, Season

34	Nick Lowery	1990
30	Jan Stenerud	1968, '70
	Cairo Santos	2015
28	Ryan Succop	2012
27	Jan Stenerud	1969
27	Nick Lowery	1988
27	Pete Stoyanovich	1998
27	Todd Peterson	2001
27	Lawrence Tynes	2005

Most Field Goals Made, Rookie, Season

25	Ryan Succop	2009
25	Cairo Santos	2014
21	Jan Stenerud	1967

13	Jack Spikes	1960
12	Tommy Brooker	1962

Most Field Goals Made, Game

7	Cairo Santos at Cincinnati	Oct. 5, 2015
6	Ryan Succop at New Orleans	Sept. 23, 2012
5	Jan Stenerud at Buffalo	Nov. 2, 1969
5	Jan Stenerud vs. Buffalo	Dec. 7, 1969
5	Jan Stenerud vs. Buffalo	Dec. 19, 1971
5	Nick Lowery vs. L.A. Raiders	Sept. 12, 1985
5	Nick Lowery vs. Cincinnati	Nov. 13, 1988
5	Nick Lowery at Chicago	Dec. 29, 1990
5	Nick Lowery vs. Denver	Sept. 20, 1993
5	Ryan Succop vs. Minnesota	Oct. 2, 2011
4	Tommy Brooker vs. San Diego	Dec. 16, 1962
4	Mike Mercer at N.Y. Jets	Nov. 27, 1966
4	Lin Elliott vs. Seattle	Dec. 24, 1995
4	Jan Stenerud	10 times
4	Nick Lowery	8 times
4	Pete Stoyanovich	2 times
4	Todd Peterson vs. Denver	Dec. 16, 2001
4	Lawrence Tynes	2 times
	Last; vs. Denver	Nov. 23, 2006
4	Nick Novak vs. Denver	Sept. 28, 2008
4	Ryan Succop at Washington	Oct. 18, 2009
4	Ryan Succop vs. Green Bay	Dec. 18, 2011
4	Ryan Succop at Philadelphia	Sept. 19, 2013
4	Ryan Succop at Tennessee	Oct. 6, 2013

Most Consecutive Games Scoring Field Goals

16	Jan Stenerud	1969-70
15	Lawrence Tynes	2004-05
12	Pete Stoyanovich	1997-98
11	Jan Stenerud	1968-69
11	Jan Stenerud	1971-72
11	Nick Lowery	1985-86
11	Morten Andersen	2002

Most Consecutive Field Goals Made

22	Pete Stoyanovich	1997-98
22	Ryan Succop	2011
21	Nick Lowery	1990
21	Nick Lowery	1991
16	Jan Stenerud	1969
15	Nick Lowery	1992-93
15	Morten Anderson	2002
15	Ryan Succop	2009-10

Longest Field Goal

58	Nick Lowery at Washington	Sept. 18, 1983
58	Nick Lowery vs. L.A. Raiders	Sept. 12, 1985
57	Nick Lowery vs. Seattle	Sept. 14, 1980
55	Jan Stenerud at Denver	Oct. 4, 1970
54	Jan Stenerud at Houston	Sept. 9, 1967
54	Jan Stenerud at Denver	Oct. 5, 1969
54	Jan Stenerud at San Francisco	Dec. 6, 1971
54	Nick Lowery vs. L.A. Raiders	Nov. 6, 1983

54	Nick Lowery at Detroit	Nov. 26, 1987
54	Pete Stoyanovich vs. Denver	Nov. 16, 1997
54	Ryan Succop vs. Minnesota	Oct. 2, 2011

Highest Field Goal Percentage, Career (100 Attempts)

81	Ryan Succop (119-147)	2009-13
80.9	Pete Stoyanovich (93-115)	1996-00
80.2	Nick Lowery (329-410)	1980-93
64	Jan Stenerud (279-436)	1967-79

Highest Field Goal Percentage, Season

96.3	Pete Stoyanovich (26-27)	1997
91.9	Nick Lowery (34-37)	1990
91.6	Nick Lowery (22-24)	1992
88.9	Nick Lowery (24-27)	1985
86.2	Ryan Succop (25-29)	2009

Highest Field Goal Percentage, Career At Arrowhead

88.1	Pete Stoyanovich (52-59)	1996-00
85.6	Nick Lowery (179-209)	1980-93
82.4	Ryan Succop (61-74)	2009-13
77.3	Lawrence Tynes (34-44)	2004-06
73.5	Cairo Santos (25-34)	2014-16
58.6	Jan Stenerud (75-128)	1972-79

Attempts Less Than 40 Yards, Season (15 Attempts)

21-21	Nick Lowery	1991
20-20	Pete Stoyanovich	1998
16-20	Ryan Succop	2012
17-18	Cairo Santos	2014
17-18	Cairo Santos	2015
17-17	Ryan Succop	2009
16-16	Morten Andersen	2002
15-16	Ryan Succop	2013
14-15	Ryan Succop	2011

Most Field Goals, No Misses, Game

7	Cairo Santos at Cincinnati	Oct. 4, 2015
6	Ryan Succop at New Orleans	Sept. 23, 2012
5	Jan Stenerud at Buffalo	Nov. 2, 1969
5	Jan Stenerud vs. Buffalo	Dec. 7, 1969
5	Nick Lowery vs. L.A. Raiders	Sept. 12, 1985
5	Nick Lowery at Chicago	Dec. 29, 1990
5	Nick Lowery vs. Denver	Sept. 20, 1993
5	Ryan Succop vs. Minnesota	Oct. 2, 2011

Most Field Goals, 50 or More Yards, Career

20	Nick Lowery	1980-93
12	Jan Stenerud	1967-79
9	Ryan Succop	2009-13
6	Lawrence Tynes	2004-06
5	Pete Stoyanovich	1996-99

5 Cairo Santos 2014-16

2 Dale Carter (2 PRs) 1992
2 Dante Hall (2 KORs) 2004
2 Dexter McCluster (2 PRs) 2013

Most Field Goals, 50 or More Yards, Season

4 Nick Lowery 1980
4 Cairo Santos 2015
3 Nick Lowery 1985, '88
3 Ryan Succop 2011
2 Pete Stoyanovich 1997, '98
2 Lawrence Tynes 2004, 2005, 2006
2 Ryan Succop 2009, '12

Most Field Goals, 50 or More Yards, Game

2 Nick Lowery vs. Seattle Sept. 14, 1980
2 Nick Lowery at New Orleans Sept. 8, 1985
2 Nick Lowery at Detroit Nov. 26, 1987
2 Lawrence Tynes at Miami Oct. 21, 2005
2 Ryan Succop vs. Minnesota Oct. 2, 2011
2 Cairo Santos at Cincinnati Oct. 4, 2015

Most Defensive Touchdowns, Career

8 Bobby Bell (6 INTs, 2 FRs) 1963-74
5 Emmitt Thomas (5 INTs) 1966-78
5 Jim Kearney (5 INTs) 1967-75
4 Lloyd Burruss (4 INTs) 1981-91
4 Derrick Thomas (4 FRs) 1989-99
4 James Hasty (3 INTs, 1 FR) 1995-99

Most Defensive Touchdowns, Season

4 Jim Kearney (4 INTs) 1972
3 David Webster (2 INTs, 1 FR) 1960
3 Lloyd Burruss (3 INTs) 1986
3 Charles Mincy (2 INTs, 1 FR) 1992
3 Mark McMillian (3 INTs) 1997

Most Defensive Touchdowns, Game

2 Jim Kearney at Denver Oct. 1, 1972
2 Lloyd Burruss vs. San Diego Oct. 19, 1986
2 Cris Dishman at Oakland Nov. 28, 1999
2 Derrick Johnson at Denver Jan. 3, 2010

Most Special Teams Touchdowns, Career

11 Dante Hall (5 PRs, 6 KORs) 2000-06
8 Tamarick Vanover (4 PRs, 4 KORs) 1995-99
4 J.T. Smith (4 PRs) 1978-84
3 Dexter McCluster (3 PRs) 2010-13
2 Five players tied

Most Special Teams Touchdowns, Season

4 Dante Hall (2 PRs, 2 KORs) 2003
3 Tamarick Vanover (2 KORs, 1 PR) 1995
3 Dante Hall (2 PRs, 1 KOR) 2002
2 J.T. Smith (2 PRs) 1979
2 J.T. Smith (2 PRs) 1980
2 Paul Palmer (2 KORs) 1987

Most Safeties, Career

3 Derrick Thomas 1989-98
2 Bill Maas 1984-92
2 Dan Saleaumua 1989-96
2 Joe Phillips 1992-97
1 Buck Buchanan 1963-75
1 Willie Lanier 1967-77
1 John Lohmeyer 1973, '75-77
1 Ed Beckman 1977-84
1 Dino Hackett 1986-92
1 Albert Lewis 1983-93
1 Rob McGovern 1989-90
1 Bernard Pollard 2006-08
1 Tamba Hali 2006-16
1 Justin Houston 2011-16
1 D.J. Alexander 2015

Most Safeties, Season

1 Buck Buchanan 1968
1 Willie Lanier 1974
1 John Lohmeyer 1976
1 Ed Beckman 1978
1 Dino Hackett 1988
1 Albert Lewis 1988
1 Bill Maas 1988, '90
1 Rob McGovern 1989
1 Dan Saleaumua 1991, '96
1 Derrick Thomas 1994, '97, '98
1 Joe Phillips 1997
1 Bernard Pollard 2007
1 Tamba Hali 2009
1 Justin Houston 2012
1 D.J. Alexander 2015

Most Two-Point Conversions, Career

3 Tony Gonzalez 1997-08
2 Bo Dickinson 1960-61
2 Curtis McClinton 1962-69
2 Jerrel Wilson 1963-77
2 Reg Carolan 1964-68
2 Trent Green 2001-06
2 Eddie Kennison 2001-07
2 Travis Kelce 2013-16

Most Two-Point Conversions, Season

2 Bo Dickinson 1961
2 Travis Kelce 2015

Most Two-Point Conversion Passes, Career

8 Len Dawson 1962-75
4 Trent Green 2001-06

2	Randy Duncan	1961
2	Elvis Grbac	1997-00
2	Alex Smith	2013-16

4,451 Ed Podolak 1969-77

Rushing

Most Seasons Leading League in Rushing

1	Abner Haynes	1960
1	Christian Okoye	1989
1	Priest Holmes	2001

Most Rushing Attempts, Career

1,375	Larry Johnson	2003-09
1,321	Priest Holmes	2001-07
1,320	Jamaal Charles	2008-16
1,246	Christian Okoye	1987-92
1,157	Ed Podolak	1969-77

Most Rushing Attempts, Season

*416	Larry Johnson	2006
370	Christian Okoye	1989
336	Larry Johnson	2005
327	Priest Holmes	2001
320	Priest Holmes	2003

*NFL RECORD

Most Rushing Attempts, Consecutive Seasons

752	Larry Johnson (336, 416)	2005-06
640	Priest Holmes (327, 313)	2001-02
633	Priest Holmes (313, 320)	2002-03
615	Christian Okoye (370, 245)	1989-90
574	Larry Johnson (416, 158)	2006-07

Most Rushing Attempts, Rookie, Season

234	Joe Delaney	1981
174	Robert Holmes	1968
157	Christian Okoye	1987
156	Abner Haynes	1960
147	Mike Garrett	1966

Most Rushing Attempts, Game

39	Larry Johnson vs. Seattle	Oct. 29, 2006
38	Christian Okoye at Green Bay	Dec. 10, 1989
37	Christian Okoye vs. Seattle	Nov. 5, 1989
36	Larry Johnson at Houston	Nov. 20, 2005
35	Barry Word vs. L.A. Raiders	Dec. 22, 1991

Most Rushing Yards, Career

7,220	Jamaal Charles	2008-16
6,070	Priest Holmes	2001-07
6,015	Larry Johnson	2003-09
4,897	Christian Okoye	1987-92

Most Rushing Yards, Season (All 1,000+)

1,789	Larry Johnson	2006
1,750	Larry Johnson	2005
1,615	Priest Holmes	2002
1,555	Priest Holmes	2001
1,509	Jamaal Charles	2012
1,480	Christian Okoye	1989
1,467	Jamaal Charles	2010
1,420	Priest Holmes	2003
1,287	Jamaal Charles	2013
1,121	Joe Delaney	1981
1,120	Jamaal Charles	2009
1,087	Mike Garrett	1967
1,053	Tony Reed	1978
1,049	Abner Haynes	1962
1,031	Christian Okoye	1991
1,015	Barry Word	1990

Most Rushing Yards, Consecutive Seasons

3,539	Larry Johnson (1,750, 1,789)	2005-06
3,170	Priest Holmes (1,555, 1,615)	2001-02
3,035	Priest Holmes (1,615, 1,420)	2002-03
2,796	Jamaal Charles (1,509, 1,287)	2012-13
2,348	Larry Johnson (1,789, 559)	2006-07

Most Rushing Yards, Rookie, Season

1,121	Joe Delaney	1981
875	Abner Haynes	1960
866	Robert Holmes	1968
801	Mike Garrett	1966
660	Christian Okoye	1987
604	Curtis McClinton	1962

Most Rushing Yards, Game (All 200+)

259	Jamaal Charles at Denver	Jan. 3, 2010
233	Jamaal Charles at New Orleans	Sept. 23, 2012
226	Jamaal Charles vs. Indianapolis	Dec. 23, 2012
211	Larry Johnson at Houston	Nov. 20, 2005
201	Larry Johnson vs. Cincinnati	Jan. 1, 2006
200	Barry Word at Detroit	Oct. 14, 1990

Most Rushing Yards, Rookie, Game (All 150+)

193	Joe Delaney vs. Houston	Nov. 15, 1981
161	Mike Garrett at San Diego	Dec. 18, 1966
158	Robert Holmes at Cincinnati	Nov. 10, 1968
157	Abner Haynes at N.Y. Titans	Nov. 24, 1960
150	Kolby Smith vs. Oakland	Nov. 25, 2007

Most Rushing Yards, Consecutive Games (All 300+)

361	(102, 259) J. Charles	Dec. 27, 2009 - Jan. 3, 2010
343	(132, 211) Larry Johnson	Nov. 13-20, 2005

332	(131, 201)	L. Johnson	Dec. 24, 2005 - Jan. 1, 2006
330	(211, 119)	Larry Johnson	Nov. 20-27, 2005
327	(155, 172)	Larry Johnson	Oct. 29 - Nov. 5, 2006
321	(233, 88)	Jamaal Charles	Sept. 23-30, 2012
319	(121, 198)	Larry Johnson	Sept. 21-28, 2008
311	(154, 157)	Larry Johnson	Nov. 19-23, 2006
310	(197, 113)	Priest Holmes	Nov. 24 - Dec. 1, 2002
310	(143, 167)	Larry Johnson	Dec. 11-17, 2005
301	(104, 197)	Priest Holmes	Nov. 17-24, 2002

Most Rushing Yards vs. One Opponent, Season

315	(56, 259)	Jamaal Charles vs. Denver	2009
289	(154, 135)	Larry Johnson vs. Oakland	2006
283	(126, 157)	Larry Johnson vs. Denver	2006
282	(156, 126)	Christian Okoye vs. Seattle	1989
274	(113, 161)	Priest Holmes vs. Denver	2002

Most Games, 100 or More Rushing Yards, Career

30	Larry Johnson	2003-09
24	Priest Holmes	2001-07
23	Jamaal Charles	2008-16
14	Christian Okoye	1987-92
13	Abner Haynes	1960-65

Most Games, 100 or More Rushing Yards, Season

11	Larry Johnson	2006
10	Larry Johnson	2005
9	Priest Holmes	2002
8	Christian Okoye	1989
7	Priest Holmes	2001
7	Jamaal Charles	2012

Most Consecutive Games, 100 or More Rushing Yards

9	Larry Johnson	Nov. 6, 2005 - Jan. 1, 2006
5	Priest Holmes	Nov. 17 - Dec. 15, 2002
4	Larry Johnson	Nov. 19 - Dec. 10, 2006
4	Jamaal Charles	Dec. 13, 2009 - Jan. 3 2010
3	Joe Delaney	Oct. 4 - Oct. 18, 1981
3	Christian Okoye	Sept. 24 - Oct. 8, 1989
3	Christian Okoye	Oct. 22 - Nov. 5, 1989
3	Larry Johnson	Dec. 5 - Dec. 19, 2004
3	Larry Johnson	Oct. 22 - Nov. 5, 2006
3	Jamaal Charles	Nov. 25 - Dec. 9, 2012

Longest Run From Scrimmage

91 (TD)	Jamaal Charles	Sept. 23, 2012
86 (TD)	Jamaal Charles	Dec. 23, 2012
84 (TD)	Ted McKnight at Seattle	Sept. 30, 1979
82 (TD)	Joe Delaney vs. Denver	Oct. 18, 1981
82 (TD)	Derrick Alexander vs. Pittsburgh	Dec. 12, 1999
80 (TD)	Abner Haynes at N.Y. Jets	Nov. 29, 1964

80 (TD)	Warren McVea vs. Cincinnati	Oct. 26, 1969
80	Jamaal Charles at St. Louis	Dec. 19, 2010
80 (TD)	Jamaal Charles at Cleveland	Dec. 9, 2012

Most Rushing Yards, QB, Season

498	Alex Smith	2015
431	Alex Smith	2013
386	Tyler Thigpen	2008
274	Steve Fuller	1980
272	Len Dawson	1963
264	Steve Fuller	1979

Most 10+ Yard Rushes, Career

195	Jamaal Charles	2008-16
190	Priest Holmes	2001-07
137	Larry Johnson	2003-09
71	Marcus Allen	1993-97
63	Kimble Anders	1991-00

Most 10+ Yard Rushes, Season

53	Priest Holmes	2002
52	Priest Holmes	2001
49	Larry Johnson	2006
47	Larry Johnson	2005
45	Jamaal Charles	2010

Most 10+ Yard Rushes, Game

10	Priest Holmes at Oakland	Dec. 9, 2001
9	Priest Holmes at Seattle	Nov. 24, 2002
7	Larry Johnson at N.Y. Giants	Dec. 17, 2005
7	Jamaal Charles vs. Buffalo	Oct. 31, 2010

Highest Rushing Average, Career (400 attempts)

5.47	Jamaal Charles (1,320-7,220)	2008-16
4.80	Abner Haynes (794-3,814)	1960-64
4.60	Priest Holmes (1,321-6,070)	2001-07
4.57	Kimble Anders (495-2,261)	1991-00
4.44	Ted McKnight (528-2,344)	1977-81

Highest Rushing Average, Season (100 attempts)

6.38	Jamaal Charles (230-1,467)	2010
6.03	Ted McKnight (104-627)	1978
5.89	Jamaal Charles (190-1,120)	2009
5.61	Abner Haynes (156-875)	1960
5.49	Mack Lee Hill (105-576)	1964

Highest Rushing Average, Game (10 attempts)

14.27	A. Haynes at N.Y. Titans (11-157)	Nov. 24, 1960
12.25	T. McKnight at Seattle (12-147)	Sept. 30, 1979
11.58	E. Podolak vs. Denver (12-139)	Dec. 6, 1970
11.45	J. Charles at St. Louis (11-126)	Dec. 19, 2010

11.29 A. Haynes vs. Oakland (14-158) Nov. 26, 1961

Most Rushing Touchdowns, Career

76 Priest Holmes 2001-07
55 Larry Johnson 2003-09
44 Marcus Allen 1993-97
42 Jamaal Charles 2008-16
40 Christian Okoye 1987-92
39 Abner Haynes 1960-65

Most Rushing Touchdowns, Season

27 Priest Holmes 2003
21 Priest Holmes 2002
20 Larry Johnson 2005
17 Larry Johnson 2006
14 Priest Holmes 2004

Most Rushing Touchdowns, Consecutive Seasons

48 Priest Holmes (21, 27) 2002-03
41 Priest Holmes (27, 14) 2003-04
37 Larry Johnson (20, 17) 2005-06
29 Priest Holmes (8, 21) 2001-02
29 Larry Johnson (9, 20) 2004-05

Most Rushing Touchdowns, Rookie, Season

10 Billy Jackson 1981
9 Abner Haynes 1960
7 Robert Holmes 1968
6 Mike Garrett 1966
5 Jack Spikes 1960
5 Tony Reed 1977

Most Rushing Touchdowns, Game

4 Abner Haynes vs. Oakland Nov. 26, 1961
4 Priest Holmes at Cleveland Sept. 8, 2002
4 Priest Holmes vs. Atlanta Oct. 24, 2004
4 Derrick Blaylock vs. Atlanta Oct. 24, 2004
3 Jack Spikes vs. Houston Oct. 1, 1961
3 Abner Haynes vs. Boston Sept. 8, 1962
3 Bert Coan at Denver Oct. 23, 1966
3 Ed Podolak at Detroit Nov. 25, 1971
3 Ed Podolak vs. Cleveland Dec. 12, 1976
3 Billy Jackson at Oakland Oct. 25, 1981
3 Marcus Allen at Seattle Dec. 5, 1993
3 Donnell Bennett at Philadelphia Sept. 27, 1998
3 Bam Morris at San Diego Nov. 22, 1998
3 Priest Holmes vs. Denver Oct. 20, 2002
3 Priest Holmes vs. Pittsburgh Sept. 14, 2003
3 Priest Holmes vs. Buffalo Oct. 26, 2003
3 Priest Holmes vs. Detroit Dec. 14, 2003
3 Priest Holmes at Minnesota Dec. 20, 2003
3 Priest Holmes at Denver Sept. 12, 2004
3 Priest Holmes vs. Indianapolis Oct. 31, 2004
3 Larry Johnson at Dallas Dec. 11, 2005

3 Larry Johnson vs. Cincinnati Jan. 1, 2006
3 Larry Johnson vs. Seattle Oct. 29, 2006
3 Larry Johnson vs. Jacksonville Dec. 31, 2006
3 Jamaal Charles at Green Bay Sept. 28, 2015

Most Rushing Touchdowns, Consecutive Games

7 Priest Holmes Oct. 24-31, 2004
6 Priest Holmes Dec. 14-20, 2003
5 Priest Holmes 5 times
Last; Dec. 20-28, 2003
5 Larry Johnson 3 times
Last; Oct. 22-29, 2006

Most Consecutive Games With Rushing Touchdown

11 Priest Holmes Sept. 22 - Dec. 8, 2002
8 Priest Holmes Nov. 23, 2003 - Sept. 19, 2004
8 Larry Johnson Nov. 28, 2004 - Sept. 18, 2005
7 Larry Johnson Nov. 20, 2005 - Jan. 1, 2006
7 Larry Johnson Oct. 15 - Nov. 23, 2006

Passing

Most Seasons Leading League in Passing

4 Len Dawson 1962, 1964, 1966, 1968

Highest Passer Rating Career (1,000 attempts)

92.7 Alex Smith 2013-16
87.3 Trent Green 2001-06
83.2 Len Dawson 1962-75
81.8 Steve DeBerg 1988-91
80.6 Elvis Grbac 1997-00
77.5 Matt Cassel 2009-12

Highest Passer Rating, Season (200 attempts)

101.9 Len Dawson 1966
98.8 Len Dawson 1968
98.4 Len Dawson 1962
98.0 Damon Huard 2006
96.3 Steve DeBerg 1990

Highest Passer Rating, Rookie, Season

112.3 Todd Blackledge 1983
66.9 Hunter Enis 1960
55.8 Steve Fuller 1979

Highest Passer Rating, Game (20 attempts)

158.3 Trent Green vs. Detroit Dec. 14, 2003
158.3 Alex Smith at Oakland Dec. 15, 2013
156.6 Steve Bono at Seattle Sept. 3, 1995
154.3 Trent Green at Washington Sept. 30, 2001
147.6 Bill Kenney at San Diego Dec. 16, 1984
146.0 Joe Montana at Tampa Bay Sept. 5, 1993

Most Passes Attempted, Career

3,696	Len Dawson	1962-75
2,777	Trent Green	2001-06
2,430	Bill Kenney	1979-88
1,751	Mike Livingston	1968-79
1,616	Steve DeBerg	1988-91

Most Passes Attempted, Season (All 500+)

603	Bill Kenney	1983
556	Trent Green	2004
547	Elvis Grbac	2000
523	Trent Green	2001
523	Trent Green	2003
520	Steve Bono	1995
508	Alex Smith	2013
507	Trent Green	2005

Most Passes Attempted, Consecutive Seasons

1,079	Trent Green (523, 556)	2003-04
1,063	Trent Green (556, 507)	2004-05
1,046	Elvis Grbac (499, 547)	1999-00
993	Trent Green (523, 470)	2001-02
993	Trent Green (470, 523)	2002-03

Most Passes Attempted, Rookie, Season

270	Steve Fuller	1979
54	Hunter Enis	1960
34	Todd Blackledge	1983

Most Passes Attempted, Game (All 50+)

55	Joe Montana at San Diego	Oct. 9, 1994
55	Steve Bono at Miami	Dec. 12, 1994
54	Joe Montana at Denver	Oct. 17, 1994
54	Steve Bono at San Diego	Sept. 29, 1996
53	Elvis Grbac at Oakland	Nov. 5, 2000
53	Trent Green at San Diego	Jan. 2, 2005
53	Matt Cassel at Denver	Nov. 14, 2010
52	Bill Kenney at Denver	Oct. 30, 1983
50	Bill Kenney vs. Buffalo	Nov. 30, 1986
50	Steve DeBerg at Cleveland	Nov. 24, 1991
50	Rich Gannon at Jacksonville	Nov. 9, 1997

Most Passes Completed, Career

2,115	Len Dawson	1962-75
1,720	Trent Green	2001-06
1,330	Bill Kenney	1979-88
952	Alex Smith	2013-16
934	Steve DeBerg	1988-91
912	Mike Livingston	1968-79

Most Passes Completed, Season (All 300+)

369	Trent Green (556 att.)	2004
346	Bill Kenney (603 att.)	1983

330	Trent Green (523 att.)	2003
326	Elvis Grbac (547 att.)	2000
317	Trent Green (507 att.)	2005
308	Alex Smith (508 att.)	2013
307	Alex Smith (470 att.)	2015
303	Alex Smith (404 att.)	2014

Most Passes Completed, Consecutive Seasons

699	Trent Green (330, 369)	2003-04
686	Trent Green (369, 317)	2004-05
620	Elvis Grbac (294, 326)	1999-00
617	Trent Green (287, 330)	2002-03
611	Alex Smith (308, 303)	2013-14
610	Alex Smith (303, 307)	2014-15
583	Trent Green (296, 287)	2001-02

Most Passes Completed, Rookie, Season

146	Steve Fuller	1979
30	Hunter Enis	1960
20	Todd Blackledge	1983

Most Passes Completed, Game (All 30+)

39	Elvis Grbac at Oakland	Nov. 5, 2000
37	Joe Montana at San Diego	Oct. 9, 1994
34	Joe Montana at Denver	Oct. 17, 1994
34	Trent Green at Denver	Dec. 7, 2003
34	Alex Smith vs. San Diego	Sept. 11, 2016
33	Steve Bono at Miami	Dec. 12, 1994
33	Trent Green at San Diego	Jan. 2, 2005
33	Matt Cassel at Denver	Nov. 14, 2010
32	Trent Green at Tampa Bay	Nov. 7, 2004
32	Trent Green vs. Oakland	Dec. 25, 2004
31	Bill Kenney at San Diego	Dec. 11, 1983
31	Elvis Grbac vs. Carolina	Dec. 10, 2000
31	Trent Green at San Diego	Oct. 30, 2005
31	Alex Smith at Pittsburgh	Dec. 21, 2014
31	Alex Smith at Cincinnati	Oct. 4, 2015
30	Steve DeBerg vs. Cleveland	Nov. 24, 1991
30	Elvis Grbac vs. Seattle	Nov. 21, 1999

Most Consecutive Passes Completed

15	Len Dawson at Houston	Sept. 9, 1967
15	Bill Kenney vs. San Diego (13) at Washington (2)	Sept. 12, 1983 Sept. 18, 1983
14	Trent Green vs. Indianapolis	Oct. 31, 2004

Most Seasons Leading League

*8	Len Dawson	1962, '64-69, '75
	*NFL RECORD	

Most Consecutive Seasons Leading League

*6	Len Dawson	1964-69
	*NFL RECORD	

Highest Completion Percentage, Career (1,000 attempts)

63.89	Alex Smith (1,490-952)	2013-16
61.94	Trent Green (1,777-1,720)	2001-06
57.97	Steve DeBerg (1,616-934)	1988-91
57.94	Elvis Grbac (1,548-897)	1997-00
57.35	Matt Cassel (1,489-854)	2009-12

Highest Completion Percentage, Season (100 attempts)

66.43	Len Dawson (140-93)	1975
66.37	Trent Green (556-369)	2004
65.32	Alex Smith (470-307)	2015
65.30	Alex Smith (464-303)	2014
63.09	Trent Green (523-330)	2003
62.52	Trent Green (507-317)	2005
62.05	Damon Huard (206-332)	2007

Highest Completion Percentage, Rookie, Season

58.82	Todd Blackledge (34-20)	1983
55.56	Hunter Enis (54-30)	1960
54.07	Steve Fuller (270-146)	1979

Highest Completion Percentage, Game (20 attempts)

86.21	A. Smith vs. St. Lous (29-25)	Oct. 26, 2014
85.00	A. Smith at Oakland (20-17)	Dec. 15, 2013
84.00	A. Smith at Baltimore (25-21)	Dec. 20, 2015
82.61	B. Quinn vs. Carolina (23-19)	Dec. 2, 2012
80.95	D. Krieg at N.Y. Jets (21-17)	Nov. 29, 1992
80.95	T. Green vs. Denver (21-17)	Dec. 16, 2001
80.77	T. Green at Washington (26-21)	Sept. 30, 2001

Most Passing Yards, Career (All 10,000+)

28,507	Len Dawson	1962-75
21,459	Trent Green	2001-06
17,277	Bill Kenney	1979-88
11,873	Steve DeBerg	1988-91
11,295	Mike Livingston	1968-79
10,642	Elvis Grbac	1997-00
10,427	Alex Smith	2013-16

Most Passing Yards, Season (All 4,000+)

4,591	Trent Green	2004
4,348	Bill Kenney	1983
4,169	Elvis Grbac	2000
4,039	Trent Green	2003
4,014	Trent Green	2005

Most Passing Yards, Consecutive Seasons

8,630	Trent Green (4,039, 4,591)	2003-04
8,605	Trent Green (4,591, 4,014)	2004-05
7,729	Trent Green (3,690, 4,039)	2002-03
7,558	Elvis Grbac (3,389, 4,169)	1999-00

7,473 Trent Green (3,783, 3,690) 2001-02

Most Passing Yards, Rookie, Season

1,484	Steve Fuller	1979
357	Hunter Enis	1960
259	Todd Blackledge	1983

Most Passing Yards, Game (All 400+)

504	Elvis Grbac at Oakland	Nov. 5, 2000
469	Matt Cassel at Denver	Nov. 14, 2010
435	Len Dawson vs. Denver	Nov. 1, 1964
411	Bill Kenney at San Diego	Dec. 11, 1983
400	Trent Green at Green Bay	Oct. 12, 2003

Most Games, 300 Yards Passing, Career

24	Trent Green	2001-06
15	Bill Kenney	1979-88
9	Len Dawson	1962-75
7	Elvis Grbac	1997-00
5	Steve DeBerg	1988-91

Most Games, 300 Yards Passing, Season

8	Trent Green	2004
7	Bill Kenney	1983
5	Elvis Grbac	2000
5	Trent Green	2003

Most Consecutive Games, 300 Yards Passing, Season

4	Bill Kenney	1983
4	Trent Green	2004
3	Elvis Grbac	2000
2	Joe Montana	1994
2	Steve Bono	1994
2	Trent Green	2001
2	Trent Green	2002
2	Trent Green	2003

Long Pass Completion (All TDs)

*99	Trent Green vs. San Diego (to Marc Boerigter)	Dec. 22, 2002
93	Mike Livingston vs. Miami (to Otis Taylor for 79 yards, lateral to Robert Holmes for 14 yards)	Oct. 19, 1969
92	Len Dawson at Denver (to Tommy Brooker)	Nov. 18, 1962
92	Len Dawson at Oakland (to Gloster Richardson)	Nov. 3, 1968
90	Len Dawson vs. Houston (to Frank Pitts)	Nov. 17, 1968
90	Steve DeBerg vs. San Diego (to J.J. Birden)	Nov. 18, 1990
*NFL RECORD		

Most 20+ Yard Passes, Career

274	Trent Green	2001-06
133	Elvis Grbac	1997-00
130	Alex Smith	2013-16
122	Matt Cassel	2009-12
73	Steve DeBerg	1990-91
68	Joe Montana	1993-94

Most 20+ Yard Passes, Season

59	Trent Green	2004
55	Elvis Grbac	2000
54	Trent Green	2003
51	Trent Green	2001
51	Trent Green	2005

Most 20+ Yard Passes, Game

9	Matt Cassel at Denver	Nov. 14, 2010
7	Dave Krieg at L.A. Raiders	Dec. 6, 1992
7	Rich Gannon at San Diego	Nov. 22, 1998
7	Elvis Grbac at Oakland	Nov. 5, 2000
7	Trent Green at Arizona	Oct. 21, 2001
7	Trent Green vs. Indianapolis	Oct. 31, 2004
7	12 times; Last M. Cassel vs. CLE	Dec.20, 2009

Most Seasons Leading League

3	Len Dawson	1962, '66, '69
---	------------	----------------

Highest Passing Average, Career (1,000 attempts)

7.73	Trent Green (2,777-21,459)	2001-06
7.71	Len Dawson (3,696-28,507)	1962-75
7.35	Steve DeBerg (1,616-11,873)	1988-91
7.11	Bill Kenney (2,430-17,277)	1979-88
7.00	Alex Smith (1,490-10,427)	2013-16
6.88	Elvis Grbac (1,548-10,643)	1997-00

Highest Passing Average, Season (Qualifiers)

9.42	Len Dawson (224-2,109)	1968
8.9	Len Dawson (310-2,759)	1962
8.9	Len Dawson (284-2,527)	1966

Highest Passing Average, Game (20 attempts)

15.76	S. DeBerg at New England (21-331)	Dec. 2, 1990
14.35	A. Smith at Oakland (20-287)	Dec. 15, 2013
13.90	T. Green vs. Denver (21-292)	Dec. 16, 2001
12.82	L. Dawson vs. Denver (22-282)	Dec. 19, 1965

Most Seasons Leading League

*4	Len Dawson	1962, '63, '65, '66
	*NFL RECORD	

Most Touchdown Passes, Career

237	Len Dawson	1962-75
118	Trent Green	2001-06

105	Bill Kenney	1979-88
67	Steve DeBerg	1988-91
66	Elvis Grbac	1997-00
63	Alex Smith	2013-16

Most Touchdown Passes, Season

30	Len Dawson	1964
29	Len Dawson	1962
28	Elvis Grbac	2000
27	Trent Green	2004
27	Matt Cassel	2010
26	Len Dawson	1963, '66
26	Trent Green	2002

Most Touchdown Passes, Consecutive Seasons

56	Len Dawson (26, 30)	1963-64
55	Len Dawson (29, 26)	1962-63
51	Len Dawson (30, 21)	1964-65
51	Trent Green (24, 27)	2003-04
50	Elvis Grbac (22, 28)	1999-00
50	Len Dawson (26, 24)	1966-67
50	Trent Green (26, 24)	2002-03

Most Touchdown Passes, Rookie, Season

6	Steve Fuller	1979
3	Todd Blackledge	1983
1	Hunter Enis	1960

Most Touchdown Passes, Game

6	Len Dawson vs. Denver	Nov. 1, 1964
5	Len Dawson at Boston	Sept. 25, 1966
5	Len Dawson vs. Miami	Oct. 8, 1967
5	Elvis Grbac vs. San Diego	Sept. 17, 2000
5	Trent Green vs. Miami	Sept. 29, 2002
5	Alex Smith at Oakland	Dec. 15, 2013
4	Len Dawson	6 times
4	Last; at Baltimore	Sept. 28, 1970
4	Bill Kenney	4 times
4	Last; at Chicago	Nov. 1, 1987
4	Trent Green at Cleveland	Dec. 3, 2006
4	Matt Cassel	2 times
4	Last; at Indianapolis	Oct. 9, 2011

Most Consecutive Games, Touchdown Passes

15	Elvis Grbac	Nov. 28, 1999 - Nov. 12, 2000
14	Len Dawson	Oct. 3, 1965 - Oct. 8, 1966
12	Len Dawson	Sept. 8, 1962 - Dec. 2, 1962
12	Trent Green	Nov. 28, 2001 - Oct. 20, 2002

Most Consecutive Passes, None Intercepted

312	Alex Smith	2015
233	Steve DeBerg	1990
202	Rich Gannon	1997-98
162	Matt Cassel	2010

161	Tyler Thigpen	2008
159	Trent Green	2005

Most Passes Had Intercepted, Career

178	Len Dawson	1962-75
86	Bill Kenney	1979-88
85	Trent Green	2001-06
83	Mike Livingston	1968-79
50	Steve DeBerg	1988-91

Most Attempts, No Interceptions, Game (All 40+)

53	Matt Cassel at Denver	Nov. 14, 2010
47	Trent Green at Denver	Dec. 7, 2003
45	Alex Smith at Cincinnati	Oct. 4, 2015
45	Bill Kenney at L.A. Raiders	Oct. 9, 1983
45	Steve DeBerg at Denver	Sept. 17, 1990
45	Trent Green at Green Bay	Oct. 12, 2003
45	Alex Smith at Denver	Nov. 17, 2013
45	Alex Smith at Pittsburgh	Dec. 21, 2014
43	Bill Kenney at Houston	Oct. 23, 1983
43	Rich Gannon at Denver	Dec. 6, 1998
43	Trent Green at Denver	Dec. 15, 2002
43	Trent Green at San Diego	Oct. 30, 2005
43	Matt Cassel vs. Buffalo	Dec. 13, 2009
42	Trent Green vs. Cleveland	Nov. 9, 2003
42	Trent Green at Cincinnati	Nov. 16, 2003
42	Alex Smith at Denver	Sept. 14, 2014
41	Todd Blackledge vs. Houston	Nov. 11, 1984
41	Steve Bono vs. San Diego	Oct. 9, 1995
41	Rich Gannon vs. Dallas	Dec. 13, 1998
41	Tyler Thigpen at San Diego	Nov. 9, 2008
40	Steve Bono vs. New England	Oct. 15, 1995
40	Elvis Grbac vs. San Diego	Oct. 16, 1997
40	Elvis Grbac vs. Oakland	Oct. 15, 2000

Most Passes Had Intercepted, Season

24	Trent Green	2001
23	Cotton Davidson	1961
19	Len Dawson	1963
19	Bill Kenney	1983
17	Len Dawson	1962, '67
17	Trent Green	2004

Most Passes Had Intercepted, Rookie, Season

14	Steve Fuller	1979
2	Hunter Enis	1960
2	Brodie Croyle	2006
1	Tyler Thigpen	2007
0	Todd Blackledge	1983

Most Interceptions, Game

6	Todd Blackledge vs. L.A. Rams	Oct. 20, 1985
5	Cotton Davidson at Houston	Oct. 16, 1960
5	Len Dawson vs. Oakland	Nov. 23, 1969
5	Mike Livingston vs. Pittsburgh	Oct. 13, 1974
5	Bill Kenney vs. San Diego	Sept. 20, 1981
5	Steve DeBerg at San Diego	Sept. 24, 1989

Lowest Percentage, Passes Had Intercepted, Career (1,000 att)

1.41	Alex Smith (1,490-21)	2013-16
------	-----------------------	---------

2.96	Matt Cassel (1,489-44)	2009-12
3.04	Elvis Grbac (1,548-47)	1997-00
3.09	Steve DeBerg (1,616-50)	1988-91
3.54	Bill Kenney (2,430-85)	1979-88

Lowest Percentage, Passes Had Intercepted, Season (200 att)

0.41	Damon Huard (244-1)	2006
0.90	Steve DeBerg (444-4)	1990
1.29	Alex Smith (464-6)	2014
1.38	Alex Smith (508-7)	2013
1.49	Alex Smith (470-7)	2015
1.56	Matt Cassel (450-7)	2010
1.69	Rich Gannon (354-6)	1998
1.83	Joe Montana (493-9)	1994

Times Sacked

195.0	Bill Kenney	1979-88
173.0	Trent Green	2001-06
133.0	Mike Livingston	1968-79
132.0	Alex Smith	2013-16
120.0	Steve Fuller	1979-82
109.0	Matt Cassel	2009-12
90.0	Len Dawson	1962-75

Times Sacked, Season

49.0	Steve Fuller	1980
48.0	Dave Krieg	1992
45.0	Alex Smith	2014
45.0	Alex Smith	2015
42.0	Matt Cassel	2009
41.0	Bill Kenney	1983
39.0	Trent Green	2001
39.0	Alex Smith	2013

Times Sacked, Game

10.0	Steve Fuller vs. Baltimore	Nov. 2, 1980
8.0	Steve Fuller at Pittsburgh	Dec. 5, 1982

Pass Receiving

Most Seasons Leading League

1	MacArthur Lane (66 recs.)	1976
1	Tony Gonzalez (102 recs.)	2004

Most Pass Receptions, Career

916	Tony Gonzalez	1997-08
532	Dwayne Bowe	2007-14
416	Henry Marshall	1976-87
410	Otis Taylor	1965-75
391	Chris Burford	1960-67

Most Seasons, 50 or More Pass Receptions

11	Tony Gonzalez	1998-08
6	Dwayne Bowe	2007-08, 2010-13
5	Kimble Anders	1994-99
5	Eddie Kennison	2002-06
4	Chris Burford	1961, '63-64, '66
4	Otis Taylor	1966-67, '71-72
3	Carlos Carson	1983-84, '87

3	Stephone Paige	1986, '88, '90
3	Derrick Alexander	1998-00
3	Priest Holmes	2001-03

9	C. Burford (2nd) vs. Buffalo	Oct. 13, 1963
9	K. Anders (2nd) vs. N.Y. Giants	Sept. 10, 1995
9	T. Gonzalez (1st) vs. Oakland	Dec. 25, 2004

Most Pass Receptions, Season (All 80+)

102	Tony Gonzalez	2004
99	Tony Gonzalez	2007
96	Tony Gonzalez	2008
93	Tony Gonzalez	2000
87	Jeremy Maclin	2015
86	Dwayne Bowe	2008
81	Dwayne Bowe	2011
80	Carlos Carson	1983

Most Pass Receptions, Consecutive Seasons

195	Tony Gonzalez (99, 96)	2007-08
180	Tony Gonzalez (102, 78)	2004-05
173	Tony Gonzalez (71, 102)	2003-04
172	Tony Gonzalez (73, 99)	2006-07
169	Tony Gonzalez (76, 93)	1999-00

Most Pass Receptions, Game (All 10+)

14	Tony Gonzalez at San Diego	Jan. 2, 2005
13	Dwayne Bowe at Denver	Nov. 14, 2010
13	Dwayne Bowe at Seattle	Nov. 28, 2010
12	Ed Podolak vs. Denver	Oct. 7, 1973
11	Chris Burford at Buffalo	Sept. 22, 1963
11	Emile Harry at Cleveland	Nov. 24, 1991
11	Kimble Anders vs. N.Y. Giants	Sept. 10, 1995
11	Tony Gonzalez at New England	Dec. 4, 2000
11	Dante Hall at Denver	Dec. 7, 2003
11	Tony Gonzalez vs. Oakland	Dec. 25, 2004
11	Jeremy Maclin at Cincinnati	Oct. 4, 2015
10	Chris Burford at Boston	Oct. 12, 1962
10	Chris Burford vs. Buffalo	Oct. 13, 1963
10	Frank Jackson at N.Y. Jets	Nov. 29, 1964
10	Chris Burford at Boston	Sept. 25, 1966
10	Otis Taylor vs. Cincinnati	Oct. 15, 1972
10	Ed Podolak at Houston	Sept. 29, 1974
10	Stephone Paige at Denver	Sept. 17, 1990
10	J.J. Birden at Miami	Dec. 12, 1994
10	Kimble Anders vs. Denver	Nov. 16, 1998
10	Tony Gonzalez at Denver	Sept. 24, 2000
10	Tony Gonzalez vs. Carolina	Dec. 10, 2000
10	Tony Gonzalez vs. Cincinnati	Sept. 10, 2006
10	Tony Gonzalez vs. Green Bay	Nov. 4, 2007
10	Tony Gonzalez vs. San Diego	Dec. 2, 2007
10	Tony Gonzalez at Detroit	Dec. 23, 2007
10	Tony Gonzalez at San Diego	Nov. 9, 2008
10	Tony Gonzalez vs. Buffalo	Nov. 23, 2008
10	Dwayne Bowe at Cincinnati	Dec. 28, 2008

Most Pass Receptions, Half

11	T. Gonzalez (2nd) at San Diego	Jan. 2, 2005
10	E. Harry (2nd) at Cleveland	Nov. 24, 1991

Most Consecutive Games, Pass Receptions

131	Tony Gonzalez	Dec. 4, 2000 - Dec. 28, 2008
83	Stephone Paige	Nov. 17, 1985 - Sept. 29, 1991
55	Eddie Kennison	Dec. 9, 2001 - Oct. 2, 2005
48	Priest Holmes	Sept. 9, 2001 - Sept. 19, 2004
46	Ed Podolak	Oct. 22, 1970 - Dec. 21, 1975
46	Dwayne Bowe	Nov. 11, 2007 - Nov. 28, 2010

Most Receptions, Running Back, Career

369	Kimble Anders	1991-00
288	Ed Podolak	1969-77
283	Jamaal Charles	2008-16
251	Priest Holmes	2001-07
197	Abner Haynes	1960-64

Most Receptions, Running Back, Season

74	Priest Holmes	2003
70	Priest Holmes	2002
70	Jamaal Charles	2013
67	Kimble Anders	1994
66	MacArthur Lane	1976

Most Receptions, Tight End, Career

916	Tony Gonzalez	1997-08
198	Fred Arbanas	1962-70
163	Walter White	1975-79
145	Travis Kelce	2013-16
135	Jonathan Hayes	1985-93
111	Keith Cash	1992-96

Most Pass Receptions, Tight End, Season

102	Tony Gonzalez	2004
99	Tony Gonzalez	2007
96	Tony Gonzalez	2008
93	Tony Gonzalez	2000
78	Tony Gonzalez	2005

Most Pass Receptions, Rookie, Season

70	Dwayne Bowe	2007
55	Abner Haynes (RB)	1960
48	Sylvester Morris	2000
47	Tony Moeaki (TE)	2010
46	Chris Burford	1960

Most Receiving Yards, Career (All 6,000+)

10,940	Tony Gonzalez	1997-08
7,306	Otis Taylor	1965-75
7,155	Dwayne Bowe	2007-14
6,454	Henry Marshall	1976-87
6,360	Carlos Carson	1980-89

6,341 Stephone Paige 1983-91

Most Seasons, 1,000 or More Receiving Yards

4	Tony Gonzalez	2000, 2004, 2007-08
3	Carlos Carson	1983-84, '87
3	Dwayne Bowe	2008, 2010-11
2	Otis Taylor	1966, '71
2	Eddie Kennison	2004-05
1	Stephone Paige	1990
1	Andre Rison	1997
1	Derrick Alexander	2000
1	Jeremy Maclin	2015

Most Receiving Yards, Season (All 1,000+)

1,391	Derrick Alexander	2000
1,351	Carlos Carson	1983
1,297	Otis Taylor	1966
1,258	Tony Gonzalez	2004
1,203	Tony Gonzalez	2000
1,172	Tony Gonzalez	2007
1,162	Dwayne Bowe	2010
1,159	Dwayne Bowe	2011
1,110	Otis Taylor	1971
1,102	Eddie Kennison	2005
1,092	Andre Rison	1997
1,086	Eddie Kennison	2004
1,078	Carlos Carson	1984
1,058	Tony Gonzalez	2008
1,044	Carlos Carson	1987
1,034	Jeremy Maclin	2015
1,022	Dwayne Bowe	2008
1,021	Stephone Paige	1990

Most Receiving Yards, Consecutive Seasons

2,429	Carlos Carson (1,351, 1,078)	1983-84
2,321	Dwayne Bowe (1,162, 1,159)	2010-11
2,255	Otis Taylor (1,297, 958)	1966-67
2,230	Tony Gonzalez (1,172, 1,058)	2007-08
2,223	Derrick Alexander (832, 1,391)	1999-00
2,188	Eddie Kennison (1,086, 1,102)	2004-05

Most Receiving Yards, Game

309	Stephone Paige vs. San Diego	Dec. 22, 1985	(8 Receptions)
213	Curtis McClinton vs. Denver	Dec. 19, 1965	(5 Receptions)
210	Larry Brunson vs. San Diego	Nov. 10, 1974	(9 Receptions)
206	Stephone Paige at Denver	Sept. 17, 1990	(10 Receptions)
197	Carlos Carson at San Diego	Oct. 25, 1987	(9 Receptions)

Most Games, 100 or More Receiving Yards, Career

26	Tony Gonzalez	1997-08
----	---------------	---------

19	Otis Taylor	1965-75
----	-------------	---------

18	Carlos Carson	1980-88
----	---------------	---------

17	Eddie Kennison	2001-07
----	----------------	---------

15	Dwayne Bowe	2007-14
----	-------------	---------

Most Games, 100 or More Receiving Yards, Season

6	Otis Taylor	1966
6	Carlos Carson	1983
6	Derrick Alexander	2000
6	Tony Gonzalez	2000
6	Tony Gonzalez	2004
5	Eddie Kennison	2004
5	Eddie Kennison	2005
5	Tony Gonzalez	2007
5	Dwayne Bowe	2010

Most Consecutive Games, 100 or More Receiving Yards, Season

4	Tony Gonzalez	2000
3	Frank Jackson	1964
3	Otis Taylor	1966
3	Willie Davis	1992
3	Dwayne Bowe	2010

Longest Pass Receptions (All TDs)

*99	Marc Boerigter vs. San Diego	
	(from Trent Green)	Dec. 22, 2002
92	Tommy Brooker at Denver	
	(from Len Dawson)	Nov. 18, 1962
92	Gloster Richardson at Oakland	
	(from Len Dawson)	Nov. 3, 1968
90	Frank Pitts vs. Boston	
	(from Len Dawson)	Nov. 17, 1968
90	J.J. Birden vs. San Diego	
	(from Steve DeBerg)	Nov. 18, 1990
89	Otis Taylor vs. Miami	
	(from Len Dawson)	Nov. 13, 1966
86	Stephone Paige vs. New England	
	(from Steve DeBerg)	Dec. 2, 1990
86	Derrick Alexander at Chicago	
	(from Elvis Grbac)	Sept. 12, 1999

*NFL RECORD

Most Receiving Yards, Running Back, Career

2,829	Kimble Anders	1991-00
2,739	Abner Haynes	1960-65
2,456	Ed Podolak	1969-77
2,443	Jamaal Charles	2008-16
2,377	Priest Holmes	2001-07

Most Receiving Yards, Running Back, Season

693	Jamaal Charles	2013
690	Priest Holmes	2003
672	Priest Holmes	2002
614	Priest Holmes	2001

590 Curtis McClinton 1965

Most Receiving Yards, Running Back, Game

213 Curtis McClinton vs. Denver Dec. 19, 1965
195 Jamaal Charles at Oakland Dec. 15, 2013
149 Abner Haynes vs. San Diego Oct. 20, 1963
130 Johnny Robinson vs. Buffalo Dec. 18, 1960
129 Spencer Ware vs. San Diego Sept. 11, 2016
127 Abner Haynes at N.Y. Titans Dec. 3, 1961

Most Games, 100 or More Receiving Yards, RB, Career

5 Abner Haynes 1960-65
5 Priest Holmes 2001-07
3 Johnny Robinson 1960-71
3 Paul Palmer 1987-88
2 Curtis McClinton 1962-69
2 Larry Johnson 2003-09
2 Jamaal Charles 2008-16

Most Games, 100 or More Receiving Yards, RB, Season

3 Paul Palmer 1988
2 Johnny Robinson 1960
2 Abner Haynes 1964
2 Priest Holmes 2001

Most Receiving Yards, Tight End, Career (All 1,000+)

10,940 Tony Gonzalez 1997-08
3,101 Fred Arbanas 1962-70
2,396 Walter White 1975-79
1,811 Travis Kelce 2013-16
1,541 Jonathan Hayes 1985-93
1,046 Keith Cash 1992-96
1,009 Tony Moeaki 2010-12

Most Receiving Yards, Tight End, Season

1,258 Tony Gonzalez 2004
1,203 Tony Gonzalez 2000
1,172 Tony Gonzalez 2007
1,058 Tony Gonzalez 2008
917 Tony Gonzalez 2001

Most Receiving Yards, Tight End, Game

147 Tony Gonzalez at New England Dec. 4, 2000
144 Tony Gonzalez at San Diego Jan. 2, 2005
140 Tony Gonzalez vs. Miami Sept. 29, 2002
140 Tony Gonzalez vs. San Diego Dec. 2, 2007
138 Tony Gonzalez vs. San Diego Oct. 22, 2006

Most Receiving Yards, Rookie, Season

995 Dwayne Bowe 2007
789 Chris Burford 1960

678 Sylvester Morris 2000

611 Johnny Robinson (RB) 1960

576 Abner Haynes (RB) 1960

Highest Receiving Average, Career (200 receptions)

18.12 Carlos Carson (351-6,360) 1980-89
17.82 Otis Taylor (410-7,306) 1965-75
17.30 Derrick Alexander (213-3,685) 1998-01
16.82 Stephone Paige (377-6,341) 1983-91
16.29 Eddie Kennison (321-5,230) 2001-07

Highest Receiving Average, Season (24 receptions)

22.36 Otis Taylor (58-1,297) 1966
21.93 Stephone Paige (43-943) 1985
21.83 Frank Pitts (30-655) 1968

Highest Receiving Average, Game (3 receptions)

42.60 C. McClinton vs. Denver (5-213) Dec. 19, 1965
40.00 J. Robinson vs. N.Y. Titans (3-120) Oct. 2, 1960
39.67 Otis Taylor at Denver (3-119) Dec. 14, 1968

Most Receiving Touchdowns, Career

76 Tony Gonzalez 1997-08
57 Otis Taylor 1965-75
55 Chris Burford 1960-67
49 Stephone Paige 1983-91
44 Dwayne Bowe 2007-14

Most Receiving Touchdowns, Season

15 Dwayne Bowe 2010
12 Chris Burford 1962
11 Otis Taylor 1967
11 Stephone Paige 1986
11 Tony Gonzalez 1999
10 Stephone Paige 1985
10 Derrick Alexander 2000
10 Tony Gonzalez 2003
10 Tony Gonzalez 2008

Most Receiving Touchdowns, Consecutive Seasons

21 Chris Burford (12, 9) 1962-63
21 Stephone Paige (10, 11) 1985-86
20 Tony Gonzalez (11, 9) 1999-00
20 Dwayne Bowe (15, 5) 2010-11
19 Otis Taylor (8, 11) 1966-67
19 Dwayne Bowe (4, 15) 2009-10

Most Receiving Touchdowns, Rookie, Season

6 Fred Arbanas 1962
6 Stephone Paige 1983
5 Chris Burford 1960
5 Otis Taylor 1965

5	Bill Jones	1990
5	Tim Barnett	1991
5	Dwayne Bowe	2007

Most Receiving Touchdowns, Game

4	Frank Jackson at San Diego	Dec. 13, 1964
4	Jamaal Charles at Oakland	Dec. 15, 2013
3	Chris Burford at Oakland	Sept. 23, 1962
3	Chris Burford at Boston	Sept. 25, 1966
3	Otis Taylor at Denver	Dec. 17, 1967
3	Otis Taylor at N.Y. Jets	Nov. 16, 1969
3	Sylvester Morris vs. San Diego	Sept. 17, 2000
3	Tony Gonzalez vs. Miami	Sept. 29, 2002
3	Dwayne Bowe at Seattle	Nov. 28, 2010

Most Consecutive Games, Touchdown Receptions

7	Dwayne Bowe	Oct. 17, 2010 - Nov. 28, 2010
5	Chris Burford	Sept. 8, 1962 - Oct. 12, 1962
5	Otis Taylor	Oct. 23, 1966 - Nov. 20, 1966
4	Curtis McClinton	Sept. 11, 1966 - Oct. 2, 1966
4	Willie Frazier	Sept. 17, 1972 - Oct. 8, 1972
4	Otis Taylor	Sept. 25, 1972 - Oct. 15, 1972
4	Tony Gonzalez	Sept. 24, 2000 - Oct. 22, 2000
4	Tony Gonzalez	Dec. 7, 2008 - Dec. 28, 2008

Highest TD Catch Percentage, Season (20 recs.)

40.0	Marc Boerigter (20 recs., 8 TDs)	2002
33.3	Chris Burford (45 recs., 12 TDs)	1962
27.3	Gloster Richardson (22 recs., 6 TDs)	1968
25.0	Fred Arbanas (20 recs., 5 TDs)	1967
23.5	Fred Arbanas (34 recs., 8 TDs)	1964

Most 20+ Yard Receptions, Career

130	Tony Gonzalez	1997-08
101	Dwayne Bowe	2007-14
81	Eddie Kennison	2001-07
64	Derrick Alexander	1998-01
53	Willie Davis	1991-95

Most 20+ Yard Receptions, Season

24	Derrick Alexander	2000
20	Derrick Alexander	1998
19	Tony Gonzalez	2004
19	Dwayne Bowe	2010
19	Dwayne Bowe	2011
18	Eddie Kennison	2004

Most 20+ Yard Receptions, Game

5	Derrick Alexander at San Diego	Nov. 22, 1998
4	Derrick Alexander vs. St. Louis	Oct. 22, 2000
4	Eddie Kennison vs. Jacksonville	Dec. 31, 2006
4	Dwayne Bowe at Denver	Nov. 14, 2010
3	35 times Last; Spencer Ware vs. San Diego	Sept. 11, 2016

Total Yards From Scrimmage

Most Attempts From Scrimmage, Career

1,603	Jamaal Charles (1,320 rush, 283 rec.)	2008-16
1,572	Priest Holmes (1,321 rush, 251 rec.)	2001-07
1,526	Larry Johnson (1,375 rush, 151 rec.)	2003-09
1,445	Ed Podolak (1,157 rush, 288 rec.)	1969-77
1,288	Christian Okoye (1,246 rush, 42 rec.)	1987-92
1,073	Marcus Allen (932 rush, 141 rec.)	1993-97

Most Attempts From Scrimmage, Season

457	Larry Johnson (416 rush, 41 rec.)	2006
394	Priest Holmes (320 rush, 74 rec.)	2003
389	Priest Holmes (327 rush, 62 rec.)	2001
383	Priest Holmes (313 rush, 70 rec.)	2002
372	Christian Okoye (370 rush, 2 rec.)	1989

Most Attempts From Scrimmage, Game

41	(39 rush, 2 rec.)	L. Johnson vs. Seattle	Oct. 29, 2006
39	(33 rush, 6 rec.)	J. Charles at New Orleans	Sept. 23, 2012
38	(38 rush, 0 rec.)	C. Okoye at Green Bay	Dec. 10, 1989
38	(33 rush, 5 rec.)	L. Johnson vs. JAX	Dec. 31, 2006
37	(37 rush, 0 rec.)	C. Okoye vs. Seattle	Nov. 5, 1989
37	(36 rush, 1 rec.)	L. Johnson at Houston	Nov. 20, 2005

Most Yards From Scrimmage, Career

10,954	Tony Gonzalez (14 rush, 10,940 rec.)	1997-08
9,663	Jamaal Charles (7,220 rush, 2,443 rec.)	2008-16
8,447	Priest Holmes (6,070 rush, 2,377 rec.)	2001-07
7,467	Otis Taylor (161 rush, 7,306 rec.)	1965-75
7,384	Larry Johnson (6,015 rush, 1,369 rec.)	2003-09

Most Yards From Scrimmage, Season

2,287	Priest Holmes (1,615 rush, 672 rec.)	2002
2,199	Larry Johnson (1,789 rush, 410 rec.)	2006
2,169	Priest Holmes (1,555 rush, 614 rec.)	2001
2,110	Priest Holmes (1,420 rush, 690 rec.)	2003
2,093	Larry Johnson (1,750 rush, 343 rec.)	2005

Most Yards From Scrimmage, Game

309	Stephone Paige vs. San Diego (0 rush, 309 rec.)	Dec. 22, 1985
307	Priest Holmes at Seattle (197 rush, 110 rec.)	Nov. 24, 2002
288	Jamaal Charles at New Orleans (233 rush, 55 rec.)	Sept. 23, 2012

277	Priest Holmes at Oakland (168 rush, 109 rec.)	Dec. 9, 2001
262	Jamaal Charles at Denver (259 rush, 3 rec.)	Jan. 3, 2009

10,963	Tony Gonzalez	1997-08
10,909	Jamaal Charles	2008-16
8,447	Abner Haynes	1960-65
8,447	Priest Holmes	2001-07
8,343	Ed Podolak	1969-77
7,677	Carlos Carson	1980-89

Yards Per Touch Average, RB, Career (350 touches)

6.60	Abner Haynes (993-6,553)	1960-64
6.59	Jamaal Charles (1,654-10,909)	2008-16
5.89	Kimble Anders (864-5,890)	1991-00
5.53	Curtis McClinton (916-5,069)	1962-69
5.48	Tony Reed (651-3,566)	1977-80

Yards Per Touch Average, RB, Season (200 touches)

7.0	Jamaal Charles (275-1,935)	2010
6.9	Abner Haynes (211-1,451)	1960
6.6	Abner Haynes (213-1,399)	1961
6.2	Abner Haynes (260-1,622)	1962
6.2	Jamaal Charles (230-1,417)	2009

Combined Yardage

Most Combined Attempts, Career (All 1,000+)

1,654	Jamaal Charles	2008-16
1,572	Priest Holmes	2001-07
1,569	Ed Podolak	1969-77
1,526	Larry Johnson	2003-09
1,289	Christian Okoye	1987-92
1,114	Abner Haynes	1960-65

Most Combined Attempts, Season (All 300+)

457	Larry Johnson	2006
394	Priest Holmes	2003
389	Priest Holmes	2001
383	Priest Holmes	2002
372	Christian Okoye	1989
329	Jamaal Charles	2013
320	Jamaal Charles	2012

Most Combined Attempts, Game

41	Larry Johnson vs. Seattle	Oct. 29, 2006
39	Jamaal Charles at New Orleans	Sept. 23, 2012
38	Christian Okoye at Green Bay	Dec. 10, 1989
38	Larry Johnson vs. Jacksonville	Dec. 31, 2006
37	Christian Okoye vs. Seattle	Nov. 5, 1989
37	L. Johnson at Houston	Nov. 20, 2005
36	Abner Haynes at Denver	Oct. 30, 1960
36	Derrick Blaylock at New Orleans	Nov. 14, 2004
36	L. Johnson vs. New England	Nov. 27, 2005
36	L. Johnson vs. San Diego	Dec. 24, 2005

Most Combined Yards, Career (All 7,500+)

12,356	Dante Hall	2000-06
--------	------------	---------

Most Combined Yards, Season

2,446	Dante Hall	2003
2,342	Jamaal Charles	2009
2,287	Priest Holmes	2002
2,236	Dante Hall	2004
2,283	Dante Hall	2005

Most Combined Yards, Game

309	Stephone Paige vs. San Diego	Dec. 22, 1985
307	Priest Holmes at Seattle	Nov. 24, 2002
296	Dante Hall at Denver	Dec. 7, 2003
290	Noland Smith at San Diego	Oct. 15, 1967
288	Jamaal Charles at New Orleans	Sept. 23, 2012

Punting

Most Seasons Leading League

*4	Jerrel Wilson	1965, '68, '72-73
*NFL RECORD		
1	Bob Grupp	1979
1	Jim Arnold	1984

Most Punts, Career

1,018	Jerrel Wilson	1963-77
895	Dustin Colquitt	2005-16
421	Louie Aguiar	1994-98
284	Jim Arnold	1983-85
272	Bryan Barker	1990-93

Most Punts, Season

101	Daniel Pope	1999
99	Lewis Colbert	1986
98	Jim Arnold	1984
96	Dustin Colquitt	2009
95	Dustin Colquitt	2007

Most Punts, Game

11	Bob Grupp vs. Baltimore	Sept. 2, 1979
11	Jim Arnold at San Francisco	Nov. 17, 1985
11	Kelly Goodburn vs. Cleveland	Nov. 19, 1989
11	Louie Aguiar vs. San Diego	Nov. 13, 1994
11	Dustin Colquitt at Chicago	Dec. 4, 2011
10	Jerrel Wilson at N.Y. Jets	Sept. 18, 1965
10	Jerrel Wilson vs. Denver	Oct. 6, 1974
10	Kelly Goodburn at N.Y. Jets	Oct. 2, 1988

10	Todd Sauerbrun at San Diego	Nov. 26, 2000
10	Dustin Colquitt at N.Y. Jets	Dec. 30, 2007
10	Dustin Colquitt at Jacksonville	Sept. 8, 2013

Longest Punt (All 70+)

81	Dustin Colquitt vs. San Diego	Dec. 2, 2007
76	Dan Stryzinski vs. Oakland	Sept. 9, 2001
74	Bob Grupp vs. San Diego	Nov. 4, 1979
73	Dustin Colquitt vs. Oakland	Sept. 14, 2008
72	Jerrel Wilson at San Diego	Sept. 29, 1963
72	Dustin Colquitt at Oakland	Dec. 23, 2006
72	Dustin Colquitt at St. Louis	Dec. 19, 2010
71	Dustin Colquitt at Oakland	Dec. 16, 2012
70	Jerrel Wilson at Denver	Oct. 11, 1964
70	Jerrel Wilson vs. Buffalo	Oct. 18, 1964
70	Jerrel Wilson vs. Houston	Nov. 28, 1968
70	Dustin Colquitt at Jacksonville	Nov. 8, 2009

Most Punting Yards, Career

44,218	Jerrel Wilson	1963-77
40,080	Dustin Colquitt	2005-16
17,930	Louie Aguiar	1994-98
11,934	Jim Arnold	1983-85
11,267	Bryan Barker	1990-93

Most Punting Yards, Season

4,397	Jim Arnold	1984
4,361	Dustin Colquitt	2009
4,322	Dustin Colquitt	2007
4,218	Daniel Pope	1999
4,084	Dustin Colquitt	2011

Highest Punting Average, Career (200 punts)

44.78	Dustin Colquitt (895-40,080)	2005-16
43.44	Jerrel Wilson (1,018-44,218)	1963-77
42.59	Louie Aguiar (421-17,930)	1994-98
42.02	Jim Arnold (284-11,934)	1983-85

Highest Punting Average, Season (50 punts)

46.83	Dustin Colquitt (83-3,887)	2012
46.03	Dustin Colquitt (87-4,005)	2013
45.89	Dustin Colquitt (89-4,084)	2011
45.70	Dustin Colquitt (65-2,971)	2015
45.53	Jerrel Wilson (80-3,642)	1973
45.49	Dustin Colquitt (95-4,322)	2007

Highest Punting Average, Game (4 punts)

57.20	Dustin Colquitt vs. San Diego (5-286)	Oct. 31, 2011
56.40	Jerrel Wilson vs. Boston (5-282)	Oct. 11, 1970
55.60	Louie Aguiar at Arizona (5-278)	Oct. 1, 1995
54.75	Jerrel Wilson vs. Boston (4-129)	Oct. 3, 1965

Highest Net Punting Average, Career (200 Punts)

39.46	Dustin Colquitt	2005-16
35.48	Louie Aguiar	1994-98
35.42	Jerrel Wilson	1963-77
35.13	Bob Grupp	1979-81
34.82	Bryan Barker	1990-93

Most Consecutive Punts, None Blocked

377	Louie Aguiar	1994-98
256	Jerrel Wilson	1968-71
237	Dustin Colquitt	2013-16
233	Jim Arnold	1983-85

Punts Had Blocked, Career

12	Jerrel Wilson	1963-77
4	Dustin Colquitt	2005-16
2	Bob Grupp	1979-81
2	Jim Arnold	1983-85
2	Bryan Barker	1990-93
2	Daniel Pope	1999

Punts Had Blocked, Season

2	Jerrel Wilson	1974
2	Jim Arnold	1985
2	Daniel Pope	1999

Punts Had Blocked, Game

2	Jim Arnold vs. Denver	Oct. 27, 1985
---	-----------------------	---------------

Most Punts Inside the 20, Career

354	Dustin Colquitt	2005-16
117	Louie Aguiar	1994-98
62	Bryan Barker	1990-93
58	Jim Arnold	1983-85
54	Kelly Goodburn	1987-90

Most Punts Inside the 20, Season

45	Dustin Colquitt	2012
41	Dustin Colquitt	2009
37	Dustin Colquitt	2015
35	Dustin Colquitt	2013
33	Dustin Colquitt	2010
31	Dustin Colquitt	2014

Punt Returns

Most Punt Returns, Career

220	J.T. Smith	1979-84
188	Dante Hall	2000-06
181	Tamarick Vanover	1995-99
105	Javier Arenas	2010-12
86	Ed Podolak	1969-77

Most Punt Returns, Season

58	J.T. Smith	1979
58	Dexter McCluster	2013
51	Tamarick Vanover	1995
51	Tamarick Vanover	1999
50	J.T. Smith	1981

Most Punt Returns, Game

8	Ed Podolak vs. San Diego	Nov. 10, 1974
8	De'Anthony Thomas vs. Oakland	Dec. 14, 2014
7	J.T. Smith vs. Baltimore	Sept. 2, 1979
7	J.T. Smith vs. N.Y. Giants	Oct. 21, 1979
7	Tamarick Vanover vs. Detroit	Sept. 26, 1999
7	Tamarick Vanover at Denver	Dec. 5, 1999
7	Eddie Drummond at Oakland	Oct. 21, 2007
7	Dexter McCluster at Jacksonville	Sept. 8, 2013
7	Dexter McCluster at Washington	Dec. 8, 2013

Most Seasons Leading League

2	J.T. Smith	1979-80
---	------------	---------

Most Punt Return Yards, Career

2,322	J.T. Smith	1979-84
1,930	Tamarick Vanover	1995-99
1,882	Dante Hall	2000-06
1,029	Javier Arenas	2010-12
959	Dexter McCluster	2010-13

Most Punt Return Yards, Season

686	Dexter McCluster	2013
640	Tamarick Vanover	1999
612	J.T. Smith	1979
581	J.T. Smith	1980
540	Tamarick Vanover	1995

Most Punt Return Yards, Game

177	Dexter McCluster at Washington	Dec. 8, 2013
156	De'Anthony Thomas vs. Oakland	Dec. 14, 2014
141	J.T. Smith vs. Oakland	Sept. 23, 1979
130	Tamarick Vanover vs. New Orleans	Dec. 21, 1997
128	Dante Hall vs. Arizona	Dec. 1, 2002
123	J.T. Smith vs. Baltimore	Nov. 2, 1980
123	Jitter Fields vs. Denver	Oct. 18, 1987

Longest Punt Return (All TDs)

94	Dexter McCluster vs. San Diego	Sept. 13, 2010
93	Dante Hall vs. Denver	Oct. 5, 2003
90	Dante Hall vs. Arizona	Dec. 1, 2002
89	Dexter McCluster vs. N.Y. Giants	Sept. 29, 2013
88	J.T. Smith vs. Oakland	Sept. 23, 1979

Most Seasons Leading League

1	Abner Haynes	1960
---	--------------	------

1	Noland Smith	1968
1	Ed Podolak	1970
1	J.T. Smith	1980
1	Dante Hall	2003

Highest Punt Return Average, Career (50 returns)

12.14	Dexter McCluster (79-959)	2010-13
11.11	Noland Smith (53-589)	1967-69
10.87	Abner Haynes (54-587)	1960-64
10.66	Tamarick Vanover (181-1,930)	1995-99
10.60	J.T. Smith (216-2,289)	1978-84
10.03	De'Anthony Thomas (63-632)	2014-16
10.01	Dante Hall (188-1,882)	2000-06

Highest Punt Return Average, Season (12 returns)

16.28	Dante Hall (29-472)	2003
15.54	Dexter McCluster (13-202)	2010
15.36	Abner Haynes (14-215)	1960
15.00	Noland Smith (18-270)	1968
14.79	Johnny Robinson (14-207)	1960

Highest Punt Return Average, Game (3 returns)

35.00	D. Hall vs. Denver (3-105)	Oct. 5, 2003
33.33	D. McCluster vs. San Diego (3-100)	Sept. 13, 2010
28.67	M. Garrett at Buffalo (3-86)	Sept. 11, 1966
28.67	N. Smith vs. N.Y. Jets (3-86)	Sept. 15, 1968
28.25	D. McCluster vs. N.Y. Giants (4-113)	Sept. 29, 2013

Most Punt Return Touchdowns, Career

5	Dante Hall	2000-06
4	J.T. Smith	1979-84
4	Tamarick Vanover	1995-99

Most Punt Return Touchdowns, Season

2	J.T. Smith	1979
2	J.T. Smith	1980
2	Dale Carter	1992
2	Tamarick Vanover	1999
2	Dante Hall	2002
2	Dante Hall	2003
2	Dexter McCluster	2013

Most Punt Return Touchdowns, Game

1	25 times	
	Last; D. Thomas at Oakland	Dec. 14, 2014

Kickoff Returns

Most Kickoff Returns, Career

360	Dante Hall	2000-06
-----	------------	---------

212	Tamarick Vanover	1995-99
84	Dave Grayson	1961-64
68	Noland Smith	1967-69
63	Knile Davis	2013-16

Most Kickoff Returns, Season

68	Dante Hall	2004
65	Dante Hall	2005
57	Dante Hall	2002
57	Dante Hall	2003
53	Dante Hall	2006

Most Kickoff Returns, Game

9	Noland Smith vs. Oakland	Nov. 23, 1967
9	Paul Palmer at Seattle	Sept. 20, 1987

Most Kickoff Return Yards, Career

8,644	Dante Hall	2000-06
5,099	Tamarick Vanover	1995-99
2,231	Dave Grayson	1961-64
1,822	Noland Smith	1967-69
1,753	Knile Davis	2013-16
1,326	Abner Haynes	1960-64

Most Kickoff Return Yards, Season

1,718	Dante Hall	2004
1,560	Dante Hall	2005
1,478	Dante Hall	2003
1,354	Dante Hall	2002
1,308	Tamarick Vanover	1997

Most Kickoff Return Yards, Game (All 200+)

251	Jon Vaughn at Miami	Dec. 12, 1994
244	Noland Smith at San Diego	Oct. 15, 1967
234	Dante Hall vs. Philadelphia	Oct. 2, 2005
233	Dante Hall vs. San Diego	Nov. 28, 2004
221	Paul Palmer at Seattle	Sept. 20, 1987
206	Noland Smith vs. Oakland	Nov. 23, 1967

Longest Kickoff Return (All TDs)

108	Knile Davis vs. Denver	Dec. 1, 2013
106	Noland Smith at Denver	Dec. 17, 1967
100	Dante Hall vs. Pittsburgh	Sept. 14, 2003
99	Dave Grayson at Denver	Sept. 7, 1963
99	Tamarick Vanover at Seattle	Sept. 3, 1995
99	Knile Davis vs. St. Louis	Oct. 26, 2014
97	Boyce Green at Pittsburgh	Dec. 21, 1986
97	Tamarick Vanover at Denver	Oct. 27, 1996
97	Dante Hall at Baltimore	Sept. 28, 2003
97	Dante Hall vs. Denver	Dec. 19, 2004
97	Jamaal Charles vs. Pittsburgh	Nov. 22, 2009

Most Seasons Leading League

1	Dave Grayson	1961
---	--------------	------

Highest Kickoff Return Average, Career (50 returns)

27.83	Knile Davis (63-1,753)	2013-16
26.79	Noland Smith (68-1,822)	1967-69
26.56	Dave Grayson (84-2,231)	1961-64
25.17	Abner Haynes (52-1,309)	1960-64
24.43	Jamaal Charles (51-1,246)	2008-16
24.05	Tamarick Vanover (212-5,099)	1995-99

Highest Kickoff Return Average, Season (15 returns)

30.06	Quintin Demps (33-992)	2013
28.31	Dave Grayson (16-453)	1961
28.30	Larry Marshall (23-651)	1972
29.71	Dave Grayson (18-535)	1962

Highest Kickoff Return Average, Game (3 returns)

48.67	Dante Hall vs. Pittsburgh (3-146)	Sept. 14, 2003
44.67	Dante Hall vs. St. Louis (3-134)	Dec. 8, 2002
44.33	Paul Palmer vs. Seattle (3-133)	Dec. 27, 1987
40.67	Noland Smith at San Diego (6-244)	Oct. 15, 1967
40.33	L. Williams vs. Cincinnati (3-121)	Nov. 21, 1976
40.33	Dante Hall at Baltimore (3-121)	Sept. 28, 2003

Most Kickoff Return Touchdowns, Career

6	Dante Hall	2000-06
4	Tamarick Vanover	1995-99
2	Paul Palmer	1987-88
2	Knile Davis	2013-16

Most Kickoff Return Touchdowns, Season

2	Paul Palmer	1987
2	Tamarick Vanover	1995
2	Dante Hall	2003
2	Dante Hall	2004

Most Kickoff Return Touchdowns, Game

1	22 times	
	Last; Knile Davis vs. St. Louis	Oct. 26, 2014

Fumbles

Most Opponents Fumbles Forced, Career

45	Derrick Thomas	1989-99
32	Tamba Hali	2006-16
29	Neil Smith	1988-96
22	Derrick Johnson	2005-16
13	Kevin Ross	1984-93, '97
13	Jared Allen	2004-07

Most Opponents Fumbles Forced, Season

8	Derrick Thomas	1992
7	Jared Allen	2005
6	Derrick Thomas	1990
6	Derrick Thomas	1994
6	Tamba Hali	2006

Most Fumbles Forced, Rookie, Season

6	Tamba Hali	2006
4	Kevin Ross	1984
4	Tim Cofield	1986

Interceptions

Most Seasons, Leading League

2	Johnny Robinson	1966, '70
2	Emmitt Thomas	1969, '74

Most Interceptions By, Career

58	Emmitt Thomas	1966-78
57	Johnny Robinson	1960-71
50	Deron Cherry	1981-91
39	Gary Barbaro	1976-82
38	Albert Lewis	1983-93

Most Interceptions By, Season

12	Emmitt Thomas	1974
10	Johnny Robinson	1966
10	Bobby Hunt	1966
10	Johnny Robinson	1970
10	Gary Barbaro	1980
9	Emmitt Thomas	1969
9	Deron Cherry	1986

Most Interceptions By, Rookie, Season

8	Marcus Peters	2015
8	Bobby Hunt	1962
7	Dale Carter	1992
6	Kevin Ross	1984
4	Bobby Ply	1962
4	Emmitt Thomas	1967
4	Lloyd Burruss	1981
4	Albert Lewis	1983
4	Eric Berry	2010
3	12 players	

Most Interceptions By, Game

*4	Bobby Ply vs. San Diego	Dec. 16, 1962
4	Bobby Hunt vs. Houston	Oct. 4, 1964
4	Deron Cherry vs. Seattle	Sept. 29, 1985
3	Bobby Ply vs. Denver	Dec. 9, 1962

3	Johnny Robinson at Baltimore	Sept. 28, 1970
3	Albert Lewis vs. Atlanta	Dec. 8, 1985
3	Lloyd Burruss vs. San Diego	Oct. 19, 1986
3	Albert Lewis vs. Atlanta	Sept. 1, 1991
3	Greg Wesley vs. Miami	Sept. 29, 2002
3	Greg Wesley vs. New England	Nov. 27, 2005
*NFL RECORD		

Most Consecutive Games, Passes Intercepted By

6	Eric Harris	1980
---	-------------	------

Most Interception Return Yards, Career

938	Emmitt Thomas (58 INTs)	1966-78
771	Gary Barbaro (39 INTs)	1975-82
741	Johnny Robinson (57 INTs)	1960-71
688	Deron Cherry (50 INTs)	1981-91
674	Bobby Hunt (37 INTs)	1962-67

Most Interception Return Yards, Season

280	Marcus Peters (8 INTs)	2015
274	Mark McMillian (8 INTs)	1997
228	Bobby Hunt (6 INTs)	1963
214	Emmitt Thomas (12 INTs)	1974
193	Lloyd Burruss (5 INTs)	1986
175	Derrick Johnson (3 INTs)	2009

Most Interception Return Yards Gained, Game

121	Lloyd Burruss vs. San Diego (3 INTs)	Oct. 19, 1986
118	Brandon Flowers at N.Y. Jets (2 INTs)	Oct. 26, 2008
108	Bobby Ply vs. San Diego (4 INTs)	Dec. 16, 1962
105	Derrick Johnson vs. Denver (2 INTs)	Jan. 3, 2010
102	Gary Barbaro vs. Seattle (1 INT)	Dec. 11, 1977

Longest Interception Return

102	Gary Barbaro vs. Seattle	Dec. 11, 1977
100	Tim Collier at Oakland	Dec. 18, 1977
100	Sean Smith at Buffalo	Nov. 3, 2013
99	Dave Grayson vs. N.Y. Titans	Dec. 17, 1961
99	Kevin Ross at San Diego	Sept. 6, 1992

Most Interception Return Touchdowns, Career

6	Bobby Bell	1963-74
5	Emmitt Thomas	1966-78
5	Jim Kearney	1967-75
4	Lloyd Burruss	1981-91

Most Interception Return Touchdowns, Season

*4	Jim Kearney	1972
3	Lloyd Burruss	1986
3	Mark McMillian	1997
2	Sherrill Headrick	1961
2	Emmitt Thomas	1974

2	Charles Mincy	1992
2	Jerome Woods	1993
2	Derrick Johnson	2009
2	Eric Berry	2013
2	Marcus Peters	2015
*NFL RECORD		

Most Interception Return Touchdowns, Game

*2	Jim Kearney at Denver	Oct. 1, 1972
2	Lloyd Burruss vs. San Diego	Oct. 19, 1986
2	Derrick Johnson at Denver	Jan. 3, 2010
*NFL RECORD		

Sacks

Most Sacks, Career (All 40.0+)

126.5	Derrick Thomas	1989-99
86.0	Tamba Hali	2006-16
85.5	Neil Smith	1988-96
73.0	Art Still	1978-87
56.0	Justin Houston	2011-16
51.0	Mike Bell	1979-85, '87-91

Most Sacks, Season

22.0	Justin Houston	2014
20.0	Derrick Thomas	1990
15.5	Jared Allen	2007
15.0	Neil Smith	1993
14.5	Art Still	1980
14.5	Art Still	1984
14.5	Neil Smith	1992
14.5	Derrick Thomas	1992
14.5	Tamba Hali	2010

Most Sacks, Consecutive Seasons

33.5	Derrick Thomas (20.0, 13.5)	1990-91
33.0	Justin Houston (11.0, 22.0)	2013-14
30.0	Derrick Thomas (10.0, 20.0)	1989-90
29.5	Neil Smith (14.5, 15.0)	1992-93
29.5	Justin Houston (22.0, 7.5)	2014-15
28.0	Derrick Thomas (13.5, 14.5)	1991-92
26.5	Neil Smith (15.0, 11.5)	1993-94
26.5	Tamba Hali (14.5, 12.0)	2010-11

Most Sacks, Rookie, Season

10	Derrick Thomas	1989
9.0	Jared Allen	2004
8.0	Tamba Hali	2006
6.5	Art Still	1978
5.5	Sylvester Hicks	1978
5.5	Mike Bell	1979
5.5	Justin Houston	2011

Most Sacks, Game

*7.0	Derrick Thomas vs. Seattle	Nov. 11, 1990
6.0	Derrick Thomas vs. Oakland	Sept. 6, 1998
4.5	Justin Houston at Philadelphia	Sept. 19, 2013
4.0	Wilbur Young at San Diego	Oct. 19, 1975
4.0	Art Still at Oakland	Oct. 5, 1980
4.0	Derrick Thomas vs. Buffalo	Oct. 7, 1991
4.0	Derrick Thomas vs. San Diego	Nov. 8, 1992
4.0	Neil Smith vs. L.A. Raiders	Oct. 3, 1993
4.0	Justin Houston vs. San Diego	Dec. 28, 2014
*NFL RECORD		

Tackles

Most Tackles, Career

1,106	Derrick Johnson	2005-16
999	Gary Spani	1978-86
992	Art Still	1978-87
927	Deron Cherry	1981-91
876	Donnie Edwards	1996-01, 2007-08
827	Kevin Ross	1984-93, '97

Most Tackles, Season

179	Derrick Johnson	2011
162	Mike Maslowski	2002
157	Gary Spani	1979
153	Gary Spani	1981
151	Deron Cherry	1988
151	Donnie Edwards	1998, 2000
151	Scott Fujita	2003

Most Tackles, Rookie, Season

144	Gary Spani	1978
140	Dino Hackett	1986
126	Eric Berry	2010
120	Art Still	1978
101	Greg Wesley	2000

Most Tackles, Consecutive Seasons

326	Derrick Johnson (147, 179)	2010-11
306	Gary Spani (157, 149)	1979-80
304	Derrick Johnson (179, 125)	2011-12
302	Gary Spani (149, 153)	1980-81
301	Gary Spani (144, 157)	1978-79

Special Team Tackles

Most Special Teams Tackles, Career

148	Gary Stills	1999-05
147	Greg Manusky	1994-99
97	Danan Hughes	1993-98

96	Tony Richardson	1995-05
94	Louis Cooper	1985-90

Most Special Teams Tackles, Season

34	Gary Stills	2002
29	Gary Stills	2003
29	Rich Scanlon	2005
28	Ken Jolly	1984
27	Albert Lewis	1983
27	Todd McNair	1990
27	Bennie Thompson	1992
27	Greg Manusky	1999

Most Special Teams Tackles, Consecutive Seasons

63	Gary Stills	2002-03
54	Gary Stills	2003-04
52	Gary Stills	2001-02
51	Greg Manusky	1996-97
50	Greg Manusky	1998-99
50	Gary Stills	2004-05

Most Opponents Punts Blocked, Career

10	Albert Lewis	1983-93
3	Bernard Pollard	2006-08
2	Ed Beckman	1977-84
2	Gary Green	1977-83
2	Sherrill Headrick	1960-67
2	Bernard Pollard	2006
1	D.J. Alexander	2015

Most Opponents Punts Blocked, Season

4	Albert Lewis	1990
3	Albert Lewis	1986
2	Sherrill Headrick	1963
2	Bernard Pollard	2006

Most Opponents Punts Blocked, Game

2	Sherrill Headrick vs. Denver	Dec. 8, 1963
---	------------------------------	--------------

Longest Return of Blocked Field Goal

78 (TD)	Lloyd Burruss at Pittsburgh	Dec. 21, 1986
65 (TD)	Kevin Ross at Cincinnati	Dec. 6, 1987

Blocked Kicks

Team Records



* - Playoff Game ** - Super Bowl

Games Won

Most Consecutive Games Won

11	2015
9	2003, 2013
7	1968-69, 1969, 1995, 1997-98
6	1968, 1997
5	1961-62, 1966-67, 1971, 1984-85, 2014

Most Consecutive Games Won, Single Season

10	2015
9	2003, 2013
7	1969, 1995
6	1968, 1997
5	1968, 1971, 2014

Most Consecutive Games Won, Start of Season

9	2003, 2013
4	1996
3	1962, 1966, 1994, 1995, 2010

Most Consecutive Games Won, End of Season

10	2015
6	1997
5	1968
3	1960, 1963, 1966, 1967, 1971, 1972, 1984, 1986

Most Consecutive Home Games Won

13	2002-03
11	1994-96, 1997-98
10	1968-69,
9	1970-71,
8	1997

Most Consecutive Road Games Won

9	1966-67
6	1967-68
6	1968-69, 1971-72

Games Lost

Most Consecutive Games Lost

12	2007-08
9	1987, 2008-09
8	1975-76, 2012
7	1985, 2008

Most Consecutive Games Lost, Start of Season

5	1977, 2009
4	1976, 1980
3	1975, 2004, 2008, 2011

Most Consecutive Games Lost, End of Season

9	2007
6	1977
4	1975, 2008, 2012

Most Consecutive Home Games Lost

10	2008-09
8	1974-75
7	1975-76, 2011-12
6	1977-78, 2007-08

Most Consecutive Road Games Lost

9	2007-08
8	1978-79, 1985-86
6	1988, 2008-09, 2012

Scoring

Most Points, Season (All 400+)

484	2003
483	2004
467	2002
448	1966
430	2013
408	1967
405	2015
403	2005

Highest Scoring Average, Season

32.0	(448 in 14 games)	1966
30.3	(484 in 16 games)	2003
30.2	(483 in 16 games)	2004
29.2	(467 in 16 games)	2002
29.1	(408 in 14 games)	1967

Most Points, Consecutive Seasons

967	(484, 483)	2003-04
951	(467, 484)	2002-03
886	(483, 403)	2004-05
856	(448, 408)	1966-67
787	(320, 467)	2001-02

Fewest Points, Season

176	1982 (9 games)
211	2012
212	2011
225	1977
226	2007

Lowest Scoring Average, Season

13.2	(211 in 16 games)	2012
13.3	(212 in 16 games)	2011
14.1	(226 in 16 games)	2007
14.9	(238 in 16 games)	1979
15.2	(243 in 16 games)	1978
15.9	(254 in 16 games)	1988

Largest Scoring Differential, Season

201	(371 - 170)	1968
182	(359 - 177)	1969
176	(448 - 276)	1966
156	(369 - 233)	1962
154	(408 - 254)	1967

Most 40-Point Games, Season

5	2003
4	1966, 2002, 2004
3	1961, 1962, 1963, 1964, 1967
2	1965, 1968, 1983, 2000, 2010, 2013

Most 30-Point Games, Season

8	1966, 2002, 2004
7	1999, 2003
6	1960, 1967, 2010
5	1962, 1965, 1968, 1983, 1994, 2005, 2006, 2015

Most Points Scored, Game

59	at Denver	Sept. 7, 1963
56	at Denver	Oct. 23, 1966
56	vs. Atlanta	Oct. 24, 2004
56	at Oakland	Dec. 15, 2013
54	vs. St. Louis	Oct. 22, 2000
52	4 times; Last vs. Denver	Oct. 29, 1967

Largest Margin of Victory, Game

52	Kansas City (59) at Denver (7)	Sept. 7, 1963
49	Kansas City (49) vs. Arizona (0)	Dec. 1, 2002
48	Kansas City (48) vs. N.Y. Jets (0)	Dec. 22, 1963
46	Kansas City (56) vs. Denver (10)	Oct. 16, 1966
46	Kansas City (56) vs. Atlanta (10)	Oct. 24, 2004

Most Points, Both Teams, Game

99	KC (48) at Seattle (51)	Nov. 27, 1983 (OT)
88	KC (49) vs. Denver (39)	Nov. 1, 1964
88	KC (54) vs. St. Louis (34)	Oct. 22, 2000

Fewest Points, Both Teams, Game

3	KC (0) at Tampa Bay (3)	Dec. 16, 1979
9	KC (3) vs. Cleveland (6)	32390
10	KC (7) at Denver (3)	Jan. 1, 2012
12	KC (6) vs. St. Louis (6)	Nov. 22, 1970
12	KC (3) at Miami (9)	Oct. 20, 1974

Most Points Shutout Victory, Game

49	vs. Arizona	Dec. 1, 2002
48	vs. N.Y. Jets	Dec. 22, 1963
41	vs. Miami	Oct. 8, 1967
41	vs. San Francisco	Oct. 1, 2006
34	vs. Boston	Dec. 11, 1960
34	vs. Houston	Nov. 26, 1989
34	vs. Cleveland	Sept. 30, 1990
34	vs. San Diego	Oct. 31, 1999

Fewest Points, Shutout Victory, Game

14	vs. Baltimore	Sept. 2, 1979
16	vs. Denver	Dec. 6, 1970
17	vs. L.A. Chargers	Sept. 25, 1960

Largest Fourth-Quarter Comebacks

	Opponent	Deficit	Final	Date
17	at Green Bay	14-31	40-34 (OT)	Oct. 12, 2003
17	vs. San Diego	10-27	33-27 (OT)	Sept. 11, 2016
14	at N.Y. Jets	3-17	17-17 (OT)	Oct. 2, 1988
14	vs. N.Y. Giants	3-17	20-17 (OT)	Sept. 10, 1995
14	at Oakland	20-34	37-34	Nov. 28, 1999

Largest Second-Half Comebacks

	Opponent	Deficit	Final	Date
21	vs. San Diego	3-24	33-27 (OT)	Sept. 11, 2016
18	at New Orleans	6-24	27-24 (OT)	Sept. 23, 2012
17	at Buffalo	10-27	27-27	Sept. 22, 1963
17	at Oakland	0-17	28-17	Oct. 25, 1981
17	at Green Bay	14-31	40-34 (OT)	Oct. 12, 2003
16	at San Diego	0-16	24-23	Nov. 2, 1986
14	at N.Y. Jets	3-17	17-17 (OT)	Oct. 2, 1988
14	vs. San Diego	0-14	20-17 (OT)	Dec. 8, 1991
14	vs. N.Y. Giants	3-17	20-17 (OT)	Sept. 10, 1995
14	at Oakland	13-27	28-27	Sept. 8, 1997
14	at Oakland	20-34	37-34	Nov. 28, 1999

Most Consecutive Games Scoring

179	1963-76
139	1994-02
91	1987-92
84	2003-08
60	1979-84

Most Points, Two Consecutive Games

104	(56, 48)	Oct. 23, 1966 - Oct. 30, 1966
101	(45, 56)	Dec. 8, 2013 - Dec. 15, 2013

Most First-Half Points, Game

42	vs. Denver	Oct. 29, 1967
38	at Miami	Sept. 28, 1968
38	at Washington	Dec. 8, 2013
35	vs. Arizona	Dec. 1, 2002
35	vs. St. Louis	Dec. 8, 2002
35	vs. Atlanta	Oct. 24, 2004
35	at Oakland	Dec. 15, 2013

Most First-Quarter Points, Season

158	1966
124	2013
113	2004
112	2003
103	1962

Most First-Quarter Points, Game

24	at Miami	Sept. 28, 1968
21	11 times, last at Oakland	Dec. 15, 2013

Most Second-Quarter Points, Season

153	2003
149	1997
143	1967
137	1989, 2004, 2010
136	2005

Most Second-Quarter Points, Game

28	vs. Denver	Oct. 29, 1967
28	vs. Pittsburgh	Oct. 18, 1971
28	vs. Denver	Dec. 7, 1980
28	vs. San Diego	Dec. 22, 1985
28	at Washington	Sept. 30, 2001
24	vs. Houston	Oct. 30, 1966
24	vs. Indianapolis	Oct. 31, 2004

Most Second-Half Points, Game

35	at Denver	Oct. 23, 1966
35	at Denver	Dec. 1, 1972
35	at Tennessee	Dec. 13, 2004
34	at Denver	Jan. 3, 2010
31	at Denver	Sept. 7, 1963
30	vs. Cleveland	Dec. 14, 1975

Most Third-Quarter Points, Season

109	1963
106	1964
105	1998
94	1966
93	1999, 2004

Most Third-Quarter Points, Game

22	vs. New York Jets	Nov. 5, 1967
22	vs. Buffalo	Oct. 18, 1969
22	vs. Oakland	Nov. 26, 1961
21	at Buffalo	Nov. 6, 1960
21	at Denver	Sept. 7, 1963
21	at Denver	Oct. 1, 1972
21	vs. Oakland	Oct. 3, 1977

Most Fourth-Quarter Points, Season

168	2002
140	2004
131	2003
129	1962
127	1960

Most Fourth-Quarter Points, Game

23	at Buffalo	Nov. 2, 1969
23	at Cleveland	Sept. 8, 2002
22	at N.Y. Titans	Nov. 24, 1960
20	at Green Bay	Oct. 12, 2003

Most Touchdowns, Season

63	2003
62	2004
57	2002
55	1966
52	2013

Most Touchdowns, Consecutive Seasons

125	(63, 62)	2003-04
120	(57, 63)	2002-03
108	(62, 46)	2004-05
104	(55, 49)	1966-67
96	(50, 46)	1962-63

Fewest Touchdowns, Season

17	1982 (9 games)
18	2012
20	2011
23	1973
24	1988, 2007

Most Touchdowns, Game

8	at Denver	Sept. 7, 1963
---	-----------	---------------

8 at Denver Oct. 23, 1966
 8 vs. Atlanta Oct. 24, 2004
 8 at Oakland Dec. 15, 2013
 7 12 times; Last at Tennessee Dec. 13, 2004

Most Touchdowns, Both Teams, Game

13 Kansas City (7) at Seattle (6) Nov. 27, 1983 (OT)
 13 Kansas City (8) at Oakland (5) Dec. 15, 2013
 12 Kansas City (7) vs. Denver (5) Nov. 1, 1964
 12 Kansas City (7) vs. St. Louis (5) Oct. 22, 2000
 12 Kansas City (7) at Tennessee (5) Dec. 13, 2004

Most Consecutive Games Scoring Touchdowns

96 1963-70
 64 1997-01
 52 1960-63
 35 1994-96
 33 1976-78

Most Offensive Touchdowns, Season

58 2004
 56 2003
 53 2002
 50 1962, 1966
 46 1964

Fewest Offensive Touchdowns, Season

13 1982 (9 games)
 17 2012
 18 2011
 21 1973, 1974
 23 2007
 24 1970, 1977, 1987, 1988
 25 1979

Most Return Touchdowns, Season

11 1992, 1999, 2013
 7 1995, 1997, 2003

Most Defensive Touchdowns, Season

9 1999
 8 1992
 6 2013, 2015
 5 1972, 1974, 1977
 4 1960, 1967, 1981, 1986, 1995, 1997

Fewest Defensive Touchdowns, Season

0 1962, 1976, 1978, 1988, 2006, 2012
 1 1961, 1975, 1976, 1989, 1998, 2001, 2002, 2007

Most Defensive Touchdowns, Game

3 vs. Denver Dec. 27, 1992

2 15 times, last at Baltimore Dec. 20, 2015

Most Interception Return TDs, Season

6 1992
 5 1972, 1974, 1999, 2013
 4 1960, 1986, 1997, 2015

Most Fumble Return TDs, Season

4 1999
 3 1997, 1980, 1981
 2 1989, 1991, 1992, 1993, 1995, 2013

Most Special Teams Touchdowns, Season

5 1986, 1987, 2013
 4 1995, 2003
 3 1969, 1992, 2002, 2009

Most Special Teams Touchdowns, Game

3 at Pittsburgh Dec. 21, 1986
 2 vs. Cleveland Sept. 30, 1990
 2 vs. St. Louis Dec. 8, 2002
 2 at Washington Dec. 8, 2013

Most Points After Touchdown, Season

58 2003, 2004
 54 2002
 52 2013
 48 1966
 47 1962

Fewest Points After Touchdown, Season

17 1982 (9 games), 2012
 20 2011
 21 1973, 2007
 23 1988

Most Points After Touchdown, Game

8 at Denver Sept. 8, 1963
 8 at Denver Oct. 23, 1966
 8 vs. Atlanta Oct. 24, 2004
 8 at Oakland Dec. 15, 2013

Most Two-Point Attempts, Season

6 2001
 5 1997
 4 1961, 1994, 2008, 2015
 3 1964, 1965, 1966, 1967, 1995, 2002, 2003, 2007

Most Two-Point Conversions, Season

3 1961, 1965, 1994, 2001
 2 1966, 1967, 1997, 2015
 1 10 times, Last; 2009

Most Two-Point Attempts, Game

2	vs. Buffalo	Oct. 18, 1964
2	at Houston	Oct. 24, 1965
2	at St. Louis	Oct. 26, 1997
2	at Denver	Nov. 14, 2010
2	at Greeb Bay	Sept. 28, 2015
2	at Oakland	Nov. 20, 2015

Most Two-Point Conversions, Game

2	at Houston	Oct. 24, 1965
2	at St. Louis	Oct. 26, 1997

Most Field Goals Attempted, Season

44	1971
42	1970
40	1968

Fewest Field Goals Attempted, Season

17	1964
18	1977
20	2003
22	1979, 2008

Most Field Goals Attempted, Game

7	vs. Buffalo	Dec. 19, 1971
7	vs. Cincinnati	Oct. 4, 2015
6	8 times; Last at New Orleans	Sept. 23, 2012

Most Field Goals Attempted, Both Teams, Game

10	Kansas City (7) vs. Buffalo (3)	Dec. 19, 1971
10	Kansas City (5) at San Diego (5)	Oct. 29, 1972
10	Kansas City (6) vs. Denver (4)	Dec. 16, 2001
10	Kansas City (5) vs. Denver (5)	Sept. 28, 2008

Most Field Goals Made, Season

34	1990
30	1968, 1970, 2015
28	2012
27	1969, 1988, 1997, 1998, 2001, 2005

Fewest Field Goals Made, Season

7	1961
8	1963, 1964
12	1979

Most Field Goals Made, Game

7	at Cincinnati	Oct. 4, 2015
6	at New Orleans	Sept. 23, 2012
5	at Buffalo	Nov. 2, 1969
5	vs. Buffalo	Dec. 7, 1969
5	vs. Buffalo	Dec. 19, 1971
5	vs. L.A. Raiders	Sept. 12, 1985
5	vs. Cincinnati	Nov. 13, 1988

5	at Chicago	Dec. 29, 1990
5	vs. Denver	Sept. 20, 1993
5	vs. Minnesota	Oct. 2, 2011

Most Field Goals Made, Both Teams, Game

*9	Kansas City (4) at San Diego (5)	Sept. 29, 1996
*NFL RECORD		
8	Kansas City (5) vs. Buffalo (3)	Dec. 19, 1971
8	Kansas City (4) vs. Denver (4)	Sept. 28, 2008
7	Kansas City (5) vs. Buffalo (2)	Dec. 7, 1969
7	Kansas City (4) vs. Denver (3)	Dec. 16, 2001
7	Kansas City (3) at Indianapolis (4)	Oct. 10, 2010
7	Kansas City (6) at New Orleans (1)	Sept. 23, 2012
7	Kansas City (7) at Cincinnati (0)	Oct. 4, 2015

Most Consecutive Games Scoring Field Goals

18	2001-02
16	1970
15	2005
11	1968-69, 1971-72, 1985-86
10	1980-81, 2013

Most Safeties, Season

3	1988, 1997
---	------------

Most Safeties, Game

1	20 times; Last vs. Oakland	Jan. 3, 2016
---	----------------------------	--------------

First Downs

Most First Downs, Season

*398	2004
348	2003
347	2005
343	2002
324	2001
*NFL RECORD	

Fewest First Downs, Season

163	1982 (9 games)
183	1970
208	1973

Most First Downs, Game (All 30+)

36	vs. Atlanta	Oct. 24, 2004
33	vs. Indianapolis	Oct. 31, 2004
32	at Houston	Oct. 24, 1965
32	at Seattle	Nov. 24, 2002
32	vs. Oakland	Dec. 25, 2004
31	at Oakland	Nov. 5, 2000
30	vs. Cleveland	Nov. 9, 2003
30	at L.A. Raiders	Dec. 22, 1991

30 vs. Seattle Oct. 29, 2006
 30 at Denver Nov. 14, 2010

Fewest First Downs, Game

4 at Tampa Bay Dec. 16, 1979
 5 at San Diego Dec. 12, 2010
 7 at Boston Oct. 23, 1964
 7 at Oakland Dec. 12, 1970
 7 at Denver Dec. 9, 2007
 7 at Oakland Dec. 16, 2012
 8 12 times; Last at Denver Dec. 30, 2012

Most First Downs, Both Teams, Game

64 KC (32) at Seattle (32) Nov. 24, 2002
 62 KC (31) at Oakland (31) Nov. 5, 2000
 59 KC (26) at Seattle (33) Nov. 27, 1983 (OT)
 58 KC (24) at Denver (34) Nov. 18, 1974

Fewest First Downs, Both Teams, Games

15 Kansas City (7) vs. Denver (8) Dec. 6, 1970
 18 Kansas City (7) at Boston (11) Oct. 23, 1964

Most Rushing First Downs, Season

160 1978, 1981
 140 2002
 138 2004, 2005
 130 1980
 129 1969, 1997, 2010

Fewest Rushing First Downs, Season

66 2007
 71 1982 (9 games)
 79 1985
 83 1970, 1983, 1986
 84 2000

Most Rushing First Downs, Game

21 vs. Atlanta Oct. 24, 2004
 20 vs. Houston Oct. 1, 1961
 18 vs. Oakland Oct. 20, 1968
 18 vs. Seattle Nov. 22, 1981
 18 at Detroit Nov. 28, 1996
 16 8 times; Last vs. Buffalo Oct. 7, 1991

Fewest Rushing First Downs, Game

*0 at Cincinnati Nov. 24, 1974
 0 vs. Pittsburgh Nov. 10, 1985
 0 at L.A. Raiders Dec. 6, 1992
 0 at Denver Oct. 27, 1996
 0 at Arizona Oct. 8, 2006
 0 vs. Jacksonville Oct. 7, 2007
 0 at Oakland Dec. 16, 2012
 1 11 times; Last at Baltimore Sept. 13, 2009

*NFL RECORD

Most Passing First Downs, Season

228 2004
 211 1994
 208 1983
 207 2000
 201 2003

Fewest Passing First Downs, Season

79 1982 (9 games)
 86 1970
 89 1968
 91 1979
 93 1973

Most Passing First Downs, Game (All 20+)

26 vs. Oakland Dec. 25, 2004
 24 at Denver Nov. 14, 2010
 23 at Oakland Nov. 5, 2000
 21 at Dallas Nov. 20, 1983
 21 at Denver Oct. 17, 1994
 21 at Denver Dec. 7, 2003
 20 vs. Indianapolis Oct. 31, 2004

Fewest Passing First Downs, Game

1 vs. Oakland Oct. 20, 1968
 1 vs. Houston Sept. 10, 1978
 1 at Tampa Bay Dec. 16, 1979
 2 5 times; Last at Denver Dec. 30, 2012

Most Penalty First Downs, Season

34 2013
 33 1996, 1998
 32 2004, 2015
 30 2000
 29 1966, 1978, 1984, 1986

Fewest Penalty First Downs, Season

4 1969
 8 1965
 9 1973
 10 1999
 11 1968, 1972

Most Penalty First Downs, Game

9 vs. L.A. Raiders Oct. 3, 1993
 7 vs. L.A. Raiders Sept. 17, 1989
 7 vs. Seattle Oct. 17, 1996
 6 at Tennessee Dec. 13, 2004
 6 at Oakland Nov. 7, 2010
 5 8 times; Last vs. Denver Nov. 17, 2013

Fewest Penalty First Downs, Game

0 Many times; Last vs. Pittsburgh Oct. 25, 2015

Net Yards Passing and Rushing

Most Net Yards, Season

6,695	2004
6,192	2005
6,000	2002
5,910	2003
5,692	1994

Most Net Yards, Consecutive Seasons

12,887	(6,695, 6,192)	2004-05
12,605	(5,910, 6,695)	2003-04
11,910	(6,000, 5,910)	2002-03
11,673	(5,673, 6,000)	2001-02
11,335	(6,192, 5,143)	2005-06

Fewest Net Yards, Season

2,498	1982 (9 games)
3,536	1973
3,577	1970
3,828	1974
3,936	1977

Most Net Yards, Game (All 500+)

614	at Denver	Oct. 23, 1966
590	vs. Indianapolis	Oct. 31, 2004
566	vs. Detroit	Oct. 14, 1990
552	at Seattle	Nov. 24, 2002
551	vs. Buffalo	Sept. 30, 1962
546	at Washington	Sept. 30, 2001
542	at Houston	Oct. 24, 1965
540	vs. Atlanta	Oct. 24, 2004
537	at San Diego	Dec. 11, 1983
537	vs. Cincinnati	Jan. 1, 2006
524	at Denver	Jan. 3, 2010
521	vs. Detroit	Dec. 14, 2003
520	vs. Denver	Nov. 1, 1964
513	at Oakland	Nov. 5, 2000
512	vs. Seattle	Dec. 27, 1987
510	vs. Houston	Nov. 28, 1965
510	at New Orleans	Sept. 23, 2012
508	at Cincinnati	Sept. 28, 1969
507	vs. Indianapolis	Dec. 23, 2012
506	vs. San Diego	Oct. 14, 1984
504	at New Orleans	Sept. 8, 1985
504	at N.Y. Jets	Oct. 6, 2002
503	at Seattle	Nov. 28, 2010
502	at Buffalo	Oct. 3, 1976
500	at Oakland	Dec. 5, 2004

Fewest Net Yards, Game

62	vs. Oakland	Nov. 8, 1963
----	-------------	--------------

67	at San Diego	Dec. 12, 2010
80	at Tampa Bay	Dec. 16, 1979
104	at Buffalo	Oct. 29, 1973
106	at Oakland	Dec. 8, 1973

Most Net Yards, Both Teams, Game

1,095	KC (590) vs. Indianapolis (505)	Oct. 31, 2004
1,086	KC (552) at Seattle (534)	Nov. 24, 2002
1,036	KC (524) at Denver (512)	Jan. 3, 2010
1,013	KC (537) at San Diego (476)	Dec. 11, 1983
986	KC (513) at Oakland (473)	Nov. 5, 2000

Fewest Net Yards, Both Teams, Game

323	KC (178) at N.Y. Jets (145)	Nov. 7, 1971
335	KC (244) vs. Houston (91)	Oct. 12, 1969
338	KC (62) vs. Oakland (276)	Nov. 8, 1963

Most Games, 400 or More Net Yards, Season

9	2004
7	2005, 2010
6	1994, 2000, 2002
5	1969, 2001, 2003
4	1960, 1961, 1962, 1976, 1983, 1997
3	1964, 1965, 1966, 1967, 1974, 1981, 1989, 1990, 1991, 2009, 2011, 2012

Most Consecutive Games, 400 or More Net Yards

5	2004
4	1976, 2005
3	1974, 2000, 2010

Most Games, 300 or More Net Yards

15	2004
14	2005
13	2002
12	1989, 1995, 1999, 2003, 2010, 2013, 2015
11	1966, 1983, 1991, 1996
10	1964, 1968, 1981, 1984, 1993, 1994, 2000, 2001, 2014

Most Consecutive Games, 300 or More Net Yards

16	2004-05
13	2001-02
11	2005
10	1966-67, 1989, 2003
8	2010
7	1981, 1991

Most Plays, Season

1,098	1994
1,089	2004
1,074	1983
1,063	2010
1,059	1995

1,059 2005

Fewest Plays, Season

573 1982 (9 games)
775 1970
831 1968
833 1965
836 1971

Most Plays, Game

92 at New Orleans Sept. 23, 2012
91 at Cincinnati Sept. 3, 1978
86 vs. N.Y. Giants Nov. 3, 1974
86 vs. Seattle Sept. 28, 1997
85 at Jacksonville Nov. 9, 1997
84 vs. Denver Oct. 24, 1976
84 at San Diego Nov. 12, 1978

Fewest Plays, Game

38 at Oakland Dec. 12, 1970
38 at Tampa Bay Dec. 16, 1979
41 at San Diego Oct. 7, 1962
41 at San Diego Dec. 12, 2010
42 at Oakland Dec. 8, 1973
44 at Detroit Nov. 25, 1971
44 at New England Oct. 11, 1998
44 at Baltimore Sept. 13, 2009

Rushing

Most Rushing Attempts, Season

663 1978
610 1981
569 1979
559 1989
556 2010
552 1980

Most Rushing Attempts, Consecutive Seasons

1,232 (663, 569) 1978-79
1,162 (552, 610) 1980-81
1,121 (569, 552) 1979-80
1,089 (456, 663) 1977-78
1,063 (559, 504) 1989-90

Fewest Rushing Attempts, Season

269 1982 (9 games)
379 2008
383 2000, 2007
387 1983
400 1963

Most Rushing Attempts, Game

69 at Cincinnati Sept. 3, 1978
60 vs. Oakland Oct. 20, 1968
57 vs. Seattle Nov. 5, 1989

Fewest Rushing Attempts, Game

9 at Oakland Nov. 5, 2000
10 vs. Jacksonville Oct. 7, 2007
10 at Oakland Dec. 16, 2012
11 at New England Oct. 11, 1998
12 at Oakland Dec. 8, 1973
12 at Denver Oct. 27, 1996
13 vs. Buffalo Nov. 23, 2008
14 at San Diego Sept. 29, 1963
14 vs. Pittsburgh Nov. 10, 1985
14 at L.A. Raiders Dec. 6, 1992
14 at Jacksonville Nov. 8, 2009

Most Rushing Attempts, Both Teams, Game

102 KC (52) at San Diego (50) Nov. 12, 1978 (OT)
100 KC (41) vs. Denver (59) Sept. 24, 1978

Fewest Rushing Attempts, Both Teams, Game

37 KC (21) vs. Houston (16) Dec. 16, 1990
40 KC (17) at Buffalo (23) Dec. 12, 1965

Most Games, 40 or More Rushing Attempts, Season

9 1978
8 1973, 1981
7 1968
6 1962, 1969, 1989
5 1976, 1979, 1980, 1997, 2010

Most Games, 30 or More Rushing Attempts, Season

14 1978
13 1981
12 1971, 1975, 1980
11 1969, 1989, 1990, 2005, 2006
10 1968, 1972, 1973, 1974, 1979, 1995, 1999, 2010

Most Consecutive Games, 40 or More Rushing Attempts

4 1968, 1978
3 1962, 1973, 1996

Most Consecutive Games, 30 or More Rushing Attempts

15 1980-81
8 1975, 1977-78
7 1972, 1978, 1978-79
6 1970, 1980, 1989, 1999

Most Rushing Yards, Season

2,986 1978

2,633 1981
 2,627 2010
 2,407 1962
 2,395 2012

Most Rushing Yards, Home, Season

1,488 1981
 1,468 1962
 1,463 2010
 1,436 1978
 1,390 1961

Most Rushing Yards Per Game, Season

213.3 (2,986 in 16 games) 1978
 171.9 (2,407 in 14 games) 1962
 164.6 (2,633 in 16 games) 1981
 164.2 (2,627 in 16 games) 2010
 162.4 (2,274 in 14 games) 1966

Most Rushing Yards Per Game, Home, Season

209.7 (1,468 in 7 games) 1962
 198.6 (1,390 in 7 games) 1961
 186 (1,488 in 8 games) 1981
 182.9 (1,463 in 8 games) 2010
 179.5 (1,436 in 8 games) 1978

Most Rushing Yards, Consecutive Seasons

5,302 (2,986, 2,316) 1978-79
 4,829 (1,843, 2,986) 1977-78
 4,671 (2,289, 2,382) 2004-05
 4,590 (2,183, 2,407) 1961-62

Fewest Rushing Yards, Season

943 1982 (9 games)
 1,248 2007
 1,254 1983
 1,465 2000
 1,468 1986

Fewest Rushing Yards Per Game, Season

78.0 (1,248 in 16 games) 2007
 78.4 (1,254 in 16 games) 1983
 91.6 (1,465 in 16 games) 2000
 91.8 (1,468 in 16 games) 1986
 92.9 (1,486 in 16 games) 1985

Most Rushing Yards, Game (All 300+)

398 vs. Houston Oct. 1, 1961
 380 at Denver Oct. 23, 1966
 352 vs. Indianapolis Dec. 23, 2012
 320 vs. Buffalo Sept. 30, 1962
 317 at Denver Jan. 3, 2010
 313 vs. Cincinnati Oct. 26, 1969
 310 vs. Detroit Oct. 14, 1990

302 at Houston Oct. 24, 1965

Fewest Rushing Yards, Game

0 vs. Denver Dec. 19, 1965
 10 vs. Jacksonville Oct. 7, 2007
 10 at Oakland Dec. 16, 2012
 14 at New England Oct. 11, 1998
 16 at Denver Dec. 9, 2007
 17 at Boston Nov. 18, 1960
 17 at L.A. Raiders Dec. 6, 1992

Most Games, 200 or More Rushing Yards

8 1978
 6 2010
 5 1962
 4 1968, 1979, 1981, 2002
 3 1961, 1967, 1991, 2001, 2004, 2012
 2 1960, 1963, 1965, 1966, 1969, 1970, 1975,
 2 1989, 1996, 1997, 2005, 2006

Most Rushing Yards, Both Teams, Game

519 Kansas City (168) vs. Cleveland (351) Dec. 20, 2009
 502 Texans (398) vs. Houston (104) Oct. 1, 1961
 502 Texans (284) vs. Oakland (218) Nov. 26, 1961
 479 Kansas City (251) vs. Detroit (228) Nov. 23, 1975

Fewest Rushing Yards, Both Teams, Game

75 KC (20) at Houston (55) Sept. 29, 1974
 105 KC (27) vs. Boston (78) Nov. 17, 1968
 111 Dallas Texans (108) at SD (3) Nov. 19, 1961
 111 KC (48) at San Diego (63) Oct. 13, 1985

Most 10+ Yard Rushes, Season (Since 1990)

73 2002
 72 2010
 67 2005
 64 2012
 63 2001

Most 10+ Yard Rushes, Game (Since 1990)

11 at Oakland Dec. 9, 2001
 (10 Holmes, 1 Cloud)
 10 at Seattle Nov. 24, 2002
 (9 Holmes, 1 Morton)
 10 vs. Buffalo Oct. 31, 2010
 (7 Charles, 3 Jones)
 9 vs. Detroit Oct. 14, 1990
 (5 Word, 3 Okoye, 1 McNair)
 9 vs. Denver Dec. 17, 2000
 (5 Richardson, 2 Grbac, 1 Alexander, 1 Moreau)
 9 vs. Atlanta Oct. 24, 2004
 (6 Holmes, 3 Blaylock, 1 Hall)
 9 vs. Indianapolis Oct. 31, 2004

(6 Holmes, 2 Morton, 1 Johnson)
9 vs. Indianapolis Dec. 23, 2012
(4 Charles, 4 Hillis, 1 McCluster)

Highest Rushing Average, Season

5.18 1966
5.15 2002
5.03 1962
4.97 1961
4.79 2012

Lowest Rushing Average, Season

3.24 1983
3.26 2007
3.39 1980
3.4 1986
3.43 1992

Most Rushing Touchdowns, Season

32 2003
31 2004
26 2002, 2005
24 1960
23 1961

Most Rushing Touchdowns, Consecutive Seasons

*63 (32, 31) 2003-04
58 (26, 32) 2002-03
57 (31, 26) 2004-05
47 (24, 23) 1960-61
44 (23, 21) 1961-62

*NFL RECORD

Fewest Rushing Touchdowns, Season

3 1982 (9 games)
5 2011
6 1972, 2007
7 1987
8 1988, 2009

Most Rushing Touchdowns, Game

*8 vs. Atlanta Oct. 24, 2004
5 at Denver Oct. 23, 1966
4 14 times; Last vs. Detroit Nov. 1, 2015

* NFL RECORD

Most Rushing Touchdowns, Both Teams, Game

8 Kansas City (8) vs. Atlanta (0) Oct. 24, 2004
7 Texans (4) vs. Boston (3) Sept. 8, 1962
7 Kansas City (4) at Denver (3) Oct. 10, 1965

Highest Passer Rating, Season

96.3 1968
95.4 2015
94.9 1990, 2004
92.4 2003
92.3 1962
91.3 1966

Lowest Passer Rating, Season

52.7 1961
52.9 1977
54.0 1979
55.2 1974
59.3 1978

Most Passes Attempted, Season

641 1983
615 1994
593 1984
582 2000
563 2007

Most Passes Attempted, Consecutive Seasons

1,234 (641, 593) 1983-84
1,146 (615, 531) 1994-95
1,110 (582, 528) 2000-01
1,105 (490, 615) 1993-94
1,104 (593, 511) 1984-85
1,104 (563, 541) 2007-08

Fewest Passes Attempted, Season

264 1982 (9 games)
270 1968
289 1970
313 1973
322 1962

Most Passes Attempted, Game

59 at Dallas Nov. 20, 1983
55 at San Diego Oct. 9, 1994
55 at Miami Dec. 12, 1994
54 at Denver Nov. 16, 1986
54 at Denver Oct. 17, 1994
54 at San Diego Sept. 29, 1996
54 vs. San Diego Nov. 24, 1996

Fewest Passes Attempted, Game

3 vs. Oakland Oct. 20, 1968
6 at Oakland Dec. 13, 1969
10 vs. Denver Sept. 24, 1978

Most Passes Attempted, Both Teams, Game

Passing

100	KC (46) vs. Tampa Bay (54)	Oct. 28, 1964
95	KC (54) at San Diego (41)	Sept. 29, 1996
90	KC (59) at Dallas (31)	Nov. 20, 1983
90	KC (41) at San Diego (49)	Dec. 11, 1983

Fewest Passes Attempted, Both Teams, Game

26	KC (6) at Oakland (20)	Dec. 13, 1969
26	KC (13) at Tampa Bay (13)	Dec. 16, 1979
27	KC (14) vs. Houston (13)	Sept. 10, 1978

Most Passes Completed, Season

370	2004
369	1983
366	1994
342	2000
339	2003

Most Passes Completed, Consecutive Seasons

709	(339, 370)	2003-04
687	(370, 317)	2004-05
674	(369, 305)	1983-84
666	(366, 300)	1994-95
653	(287, 366)	1993-94

Fewest Passes Completed, Season

145	1982 (9 games)
154	1970
156	1968

Most Passes Completed, Game

39	at Oakland	Nov. 5, 2000
37	at San Diego	Oct. 9, 1994
34	at Denver	Oct. 17, 1994
34	at Denver	Dec. 7, 2003
34	vs. San Diego	Sept. 11, 2016
33	at Dallas	Nov. 20, 1983
33	at Miami	Dec. 12, 1994
33	at San Diego	Jan. 2, 2005
33	at Detroit	Dec. 23, 2007
33	at Denver	Nov. 14, 2010

Fewest Passes Completed, Game

2	vs. Oakland	Oct. 20, 1968
2	at Oakland	Dec. 13, 1969
5	7 times: Last at Seattle	Dec. 17, 1978

Most Passes Completed, Both Teams, Game

62	Kansas City (31) at San Diego (31)	Dec. 11, 1983
59	Kansas City (34) vs. San Diego (25)	Sept. 11, 2016
57	Kansas City (31) at San Diego (26)	Oct. 30, 2005
56	Kansas City (33) at Denver (23)	Nov. 14, 2010
55	Kansas City (23) vs. San Diego (32)	Oct. 14, 1984

55	Kansas City (26) vs. Tampa Bay (29)	Oct. 28, 1984
----	-------------------------------------	---------------

Fewest Passes Completed, Both Teams, Game

11	Kansas City (10) vs. San Diego (1)	Sept. 20, 1998
12	Kansas City (7) at Tampa Bay (5)	Dec. 16, 1979
13	Kansas City (2) at Oakland (11)	Dec. 13, 1969
13	Kansas City (8) vs. Boston (5)	Oct. 11, 1970

Most 20+ Yard Completions, Season (Since 1990)

60	2004
59	2000
55	2003
53	2001
51	2005

Most 20+ Yard Completions, Game (Since 1990)

9	vs. St. Louis (6 Grbac, 2 Moon, 1 Morris)	Oct. 22, 2000
9	at Denver (9 Cassel)	Nov. 14, 2010
7	at L.A. Raiders (7 Krieg)	Dec. 6, 1992
7	at San Diego (7 Gannon)	Nov. 22, 1998
7	at Oakland (7 Grbac)	Nov. 5, 2000
7	at Arizona (7 Green)	Oct. 21, 2001
7	vs. Indianapolis (7 Green)	Oct. 31, 2004

Most Passing Yards, Season

4,406	2004
4,341	1983
4,149	2000
3,981	2003
3,960	1994

Most Passing Yards, Consecutive Seasons

8,553	(4,684, 3,869)	1983-84
8,387	(3,981, 4,406)	2003-04
8,271	(4,408, 3,863)	2000-01
8,216	(4,406, 3,810)	2004-05
7,817	(3,409, 4,408)	1999-00

Fewest Passing Yards, Season

1,555	1982 (9 games)
1,660	1979
1,719	1970

Most Gross Passing Yards, Game (All 400+)

504	at Oakland	Nov. 5, 2000
469	at Denver	Nov. 14, 2010
435	vs. Denver	Nov. 1, 1964
432	at Dallas	Nov. 20, 1983
412	vs. Denver	Dec. 19, 1965
411	at San Diego	Dec. 11, 1983
400	at Green Bay	Oct. 12, 2003

Most Net Passing Yards, Game

474	at Oakland	Nov. 5, 2000
433	at Denver	Nov. 14, 2010
406	at San Diego	Dec. 11, 1983
400	at Green Bay	Oct. 12, 2003
395	at New Orleans	Sept. 8, 1985

Fewest Gross Passing Yards, Game

16	vs. Oakland	Oct. 20, 1968
39	vs. Houston	Nov. 15, 1981
42	at Seattle	Sept. 30, 1979
44	at Denver	Oct. 8, 1961
46	at Tampa Bay	Dec. 16, 1979

Fewest Net Passing Yards, Game

-22	vs. Oakland	Nov. 8, 1963
15	at Seattle	Sept. 30, 1979
16	vs. Oakland	Oct. 20, 1968
18	at Denver	Oct. 4, 1970
19	at San Diego	Dec. 12, 2010

Most Net Passing Yards, Both Teams, Game

859	Kansas City (387) vs. IND (472)	Oct. 31, 2004
782	Kansas City (406) at San Diego (376)	Dec. 11, 1983
732	Kansas City (433) at Denver (299)	Nov. 14, 2010
716	Kansas City (474) at Oakland (242)	Nov. 5, 2000
698	Kansas City (229) at Oakland (469)	Nov. 3, 1968

Fewest Passing Yards, Both Teams, Game

67	Kansas City (22) at Tampa Bay (45)	Dec. 16, 1979
81	Kansas City (34) vs. Houston (47)	Sept. 10, 1978

Most Individual 100-Yard Receiving Games, Season

14	2000, 2004
11	1964
8	1966, 1983
7	1987, 2003, 2006, 2007
6	1961, 1968, 1988, 2002, 2005, 2008

Most Consecutive Individual 100-Yard Receiving Games, Season

7	2000
6	2004
4	1964
3	1966, 1984, 1992, 1994, 2005, 2007, 2010
2	1961, 1962, 1963, 1965, 1968, 1969, 1980, 1982, 1983, 1985, 1987, 1988, 1989, 1998, 1999, 2001, 2006, 2007, 2008, 2011

Most Times Sacked, Season

57	1980
55	2007
53	1975

Fewest Times Sacked, Season

19	1994
21	1978, 1991, 1995, 2003
22	1990

Most Times Sacked, Game

10	vs. Baltimore	Nov. 2, 1980
9	vs. San Diego	Dec. 2, 2007
8	at Pittsburgh	Dec. 5, 1982
8	vs. L.A. Raiders	Dec. 12, 1982

Most Times Sacked, Both Teams, Game

13	Kansas City (2) vs. Cleveland (11)	Sept. 30, 1984
13	Kansas City (6) vs. Houston (7)	Sept. 21, 1986

Most Consecutive Games Without Allowing A Sack

3	1988, 2000
---	------------

Most Consecutive Seasons Leading League, Completion Percentage

*4	1966-69
	*NFL RECORD

Highest Completion Percentage, Season

65.95	(561-370)	2004
65.54	(473-310)	2015
63.25	(536-339)	2003
62.52	(507-317)	2005
61.22	(470-287)	2002
60.99	(546-333)	2013

Lowest Completion Percentage, Season

44.36	(399-177)	1961
48.05	(435-209)	1960
48.9	(409-200)	1965
49.33	(521-257)	1986
50.38	(395-199)	1965

Most Passing Touchdowns, Season

32	1964
31	1966
30	1963
29	1983, 2000

Fewest Passing Touchdowns, Season

7	1978, 1979
8	2012
10	1973, 1982 (9 games)
11	1974, 1977
13	1981, 2011

Most Passing Touchdowns, Game

6	vs. Denver	Nov. 1, 1964
---	------------	--------------

5 7 times; Last at Oakland Dec. 15, 2013

Most Passing Touchdowns, Both Teams, Game

9 Kansas City (4) at Denver (5) Nov. 14, 2010
8 Kansas City (6) vs. Denver (2) Nov. 1, 1964
8 Kansas City (4) at San Diego (4) Dec. 11, 1983
8 Kansas City (3) vs. IND (5) Oct. 31, 2004

Most Passes Had Intercepted, Season

27 1961
26 1977
25 1974

Fewest Passes Had Intercepted, Season

5 1990
6 2014
7 2015
8 1982 (9 games), 2010
9 2013
10 1993, 1994, 1997, 2005

Most Passes Had Intercepted, Game

7 vs. Pittsburgh Oct. 13, 1974
6 at Seattle Nov. 4, 1984
6 vs. L.A. Raiders Oct. 20, 1985

Most Passes Had Intercepted, Both Teams, Game

9 Kansas City (3) vs. Miami (6) Nov. 13, 1966
8 8 times
Last; Kansas City (2) at Oakland (6) Oct. 23, 2011

Punting

Most Seasons Leading League (Average Distance)

*6 1968, 1971-73, 1979, 1984
*NFL RECORD

Most Consecutive Seasons Leading League

3 1971-73

Most Punts, Season

104 1999
99 1986
98 1984

Fewest Punts, Season

38 1982 (9 games)
54 1962
55 2004
57 1991

Most Punts, Game

11 at N.Y. Jets Sept. 18, 1965
11 vs. Baltimore Sept. 2, 1979
11 at San Francisco Nov. 17, 1985
11 at Cleveland Nov. 19, 1989
11 vs. San Diego Nov. 13, 1994
11 at Chicago Dec. 4, 2011
10 vs. Denver Oct. 6, 1974
10 at Oakland Oct. 5, 1980
10 at N.Y. Jets Oct. 2, 1988
10 at San Diego Nov. 26, 2000
10 at N.Y. Jets Dec. 30, 2007
10 at Jacksonville Sept. 8, 2013

Fewest Punts, Game

0 at L.A. Raiders Dec. 22, 1991
0 vs. Carolina Dec. 10, 2000

Highest Punting Average Distance, Season

46.83 (83-3,887) 2012
45.89 (89-4,084) 2011
45.53 (80-3,642) 1973
45.33 (89-4,034) 2013
45.26 (65-2,942) 1968

Lowest Punting Average Distance, Season

36.06 (54-1,947) 1962
37.83 (64-2,422) 2002
38.53 (70-2,697) 1981

Most Punts Had Blocked, Season

2 1974, 1975, 1985, 1999

Most Punts Had Blocked, Game

2 vs. Denver Oct. 27, 1985

Punt Returns

Most Seasons Leading League (Average Return)

6 1960, 1968, 1970, 1979-80, 2003

Most Punt Returns, Season (All 50+)

59 2013
58 1979, 1995, 1999
52 2010

Fewest Punt Returns, Season

15 1982 (9 games)
24 2004
26 1961, 1963, 2008

Most Punt Returns, Game

9	at Oakland	Nov. 15, 2009
8	vs. San Diego	Nov. 10, 1974
8	at St. Louis	Dec. 19, 2010
7	vs. Oakland	Sept. 23, 1979
7	vs. N.Y. Giants	Oct. 21, 1979
7	vs. Detroit	Sept. 26, 1999
7	at Denver	Dec. 5, 1999
7	at Oakland	Oct. 21, 2007
7	at Jacksonville	Sept. 8, 2013
7	at Washington	Dec. 8, 2013

Most Punt Returns, Both Teams, Game

15	Kansas City (6) vs. Baltimore (9)	Sept. 2, 1979
----	-----------------------------------	---------------

Most Punt Return Yards, Season (All 600+)

695	2013
640	1999
612	1979

Fewest Punt Return Yards, Season

126	1972
129	1982 (9 games)
150	1971

Most Punt Return Yards, Game

177	at Washington	Dec. 8, 2013
160	vs. San Diego	Sept. 13, 2010
141	vs. Oakland	Sept. 23, 1979
139	at Denver	Dec. 5, 1999
131	vs. Boston	Dec. 11, 1960

Highest Punt Return Average, Season

16.42	(33-542)	2003
15.03	(33-496)	1960
14.53	(40-581)	1980
14.52	(31-450)	1968

Lowest Punt Return Average, Season

4.34	(29-126)	1972
4.69	(32-150)	1971
6.50	(26-169)	2008
6.53	(32-209)	2009

Most Punt Return Touchdowns, Season

2	1968, 1979, 1980, 1992, 1999, 2002, 2003, 2013
1	1960, 1965, 1966, 1987, 1995, 1997, 2006, 2010

Most Punt Return Touchdowns, Game

1	25 times; Last vs. Oakland	Dec. 14, 2014
---	----------------------------	---------------

Most Punt Return Touchdowns, Both Teams, Game

*2	Kansas City (1) at Buffalo (1)	Sept. 11, 1966
----	--------------------------------	----------------

*NFL RECORD

Kickoff Returns**Most Kickoff Returns, Season**

80	2008
77	2009
75	2004
70	1987, 2000
68	2005

Fewest Kickoff Returns, Season

31	1973
34	1982 (9 games)
35	2015
37	1962
38	1968, 1998
39	1992

Most Kickoff Returns, Game

11	vs. Buffalo	Nov. 23, 2008
10	vs. Oakland	Nov. 2, 1967
10	vs. Seattle	Sept. 20, 1987
9	vs. Pittsburgh	Nov. 10, 1985

Most Kickoff Return Yards, Season

1,820	2004
1,716	2008
1,666	2009
1,591	2005
1,577	2003

Fewest Kickoff Return Yards, Season

722	1992
723	1982 (9 games)
725	1973
736	1968
784	1990

Most Kickoff Return Yards, Game

251	at Miami	Dec. 12, 1994
245	at San Diego	Oct. 15, 1967
236	vs. Pittsburgh	Nov. 10, 1985

Highest Kickoff Return Average, Season

*29.91	(44-1,316)	2013
27.64	(53-1,465)	1961
26.59	(41-1,090)	1969
25.81	(37-955)	1962

*NFL RECORD

Lowest Kickoff Return Average, Season

16.52 (56-925) 1988
 17.04 (46-784) 1990
 17.20 (54-929) 1983

Most Kickoff Return Touchdowns, Season

2 1987, 1995, 2003, 2004, 2013
 1 1961, 1963, 1967, 1969, 1986, 1994, 1996, 1997, 2002, 2005, 2009

Most Kickoff Return Touchdowns, Game

1 22 times; Last vs. St. Louis Oct. 26, 2014

47 1977
 46 1981
 41 1965, 1987, 1989
 40 1964

Fewest Turnovers, Season

*12 1982 (9 games)
 14 2010
 15 2002, 2015
 17 2014
 18 2003, 2013
 19 1990
 *NFL RECORD

Most Turnovers, Game

9 vs. Buffalo Oct. 17, 1965
 9 vs. Pittsburgh Oct. 13, 1974
 8 vs. San Diego Sept. 20, 1981

Most Turnovers, Both Teams, Game

16 Kansas City (7) vs. Houston (9) Oct. 12, 1969

Fumbles

Most Fumbles, Season

42 1980

Fewest Fumbles, Season

*7 2002
 13 1982 (9 games), 2003
 15 2010
 16 2015
 17 1995, 1996, 2011
 19 2001
 *NFL RECORD

Most Fumbles, Game

*10 vs. Houston Oct. 12, 1969
 *NFL RECORD

Most Fumbles, Both Teams, Game

*14 Kansas City (10) vs. Houston (4) Oct. 12, 1969
 *NFL RECORD

Most Fumbles Lost, Season

24 1981, 1987
 21 1965, 1977

Fewest Fumbles Lost, Season

*2 2002
 4 1982 (9 games)
 6 2003, 2010
 8 1967, 1991, 2008, 2015
 9 1992, 1999, 2001
 *NFL RECORD

Most Fumbles Lost, Game

6 vs. Houston Oct. 12, 1969

Most Turnovers, Season

Penalties

Fewest Penalties, Season

43 1982 (9 games)
 52 1963
 56 1964
 61 1966

Most Penalties, Season

*158 1998
 127 1994
 126 1999
 122 1993, 1996
 *NFL RECORD

Fewest Penalties, Game

*0 vs. Buffalo Oct. 2, 1966
 0 vs. Oakland Dec. 8, 1974
 1 24 times; Last at San Diego Dec. 29, 2013
 *NFL RECORD

Most Penalties, Game

17 at Seattle Nov. 8, 1998
 15 vs. San Diego Sept. 20, 1998
 14 at Atlanta Sept. 18, 1994
 14 at Denver Oct. 17, 1994

Fewest Penalties, Both Teams, Game

1 Kansas City (0) vs. Buffalo (1) Oct. 2, 1966

Most Penalties, Both Teams, Game

30	Kansas City (17) at Seattle (13)	Nov. 8, 1998
27	Kansas City (12) at Oakland (15)	Nov. 7, 2010
26	Kansas City (7) vs. San Diego (19)	Oct. 16, 1997
26	Kansas City (11) vs. Oakland (15)	Dec. 24, 2011
25	Kansas City (11) vs. Denver (14)	Sept. 20, 1993
24	Kansas City (13) at L.A. Raiders (11)	Oct. 9, 1983
24	Kansas City (12) vs. L.A. Raiders (12)	Sept. 16, 1984
24	Kansas City (10) vs. L.A. Raiders (14)	Dec. 13, 1987
24	Kansas City (14) at Atlanta (10)	Sept. 18, 1994
24	Kansas City (14) at Denver (10)	Oct. 17, 1994
24	Kansas City (15) vs. San Diego (9)	Sept. 20, 1998
24	Kansas City (10) at Oakland (14)	Oct. 23, 2011

Fewest Yards Penalized, Season

371	1982 (9 games)
515	1974
577	2006
602	2001
604	1964

Most Yards Penalized, Season

*1,304	1998
--------	------

*NFL Record

Fewest Yards Penalized, Game

0	vs. Buffalo	Oct. 2, 1966
0	vs. Oakland	Dec. 8, 1974
1	vs. San Diego	Dec. 22, 2002
3	vs. Buffalo	Sept. 11, 2011
5	11 times; Last at San Diego	Dec. 29, 2013

Most Yards Penalized, Game

154	vs. Oakland	Nov. 1, 1970
152	at Seattle	Nov. 8, 1998
141	at San Diego	Oct. 25, 1987

Fewest Yards Penalized, Both Teams, Game

10	Kansas City (10) vs. Boston (0)	Nov. 17, 1968
10	Kansas City (0) vs. Oakland (10)	Dec. 8, 1974
10	Kansas City (5) at Denver (5)	Dec. 7, 2008

Most Yards Penalized, Both Teams, Game

259	KC (141) at San Diego (118)	Oct. 25, 1987
258	KC (126) vs. L.A. Raiders (132)	Sept. 16, 1984

Team Defensive Records



Scoring

Fewest Points Allowed, Season

170	1968
177	1969
184	1982 (9 games)
192	1973
208	1971

Lowest Scoring Average, Season

12.1	(170 in 14 games)	1968
12.6	(177 in 14 games)	1969
13.7	(192 in 14 games)	1973
14.5	(232 in 16 games)	1997
14.9	(208 in 14 games)	1971

Most Points Allowed, Season

440	2008
435	2004
425	2012
424	2009

Highest Scoring Average, Season

27.5	(440 in 16 games)	2008
27.2	(435 in 16 games)	2004
26.9	(376 in 14 games)	1976
26.6	(425 in 16 games)	2012
26.5	(424 in 16 games)	2009

Most Points Allowed, Game

54	vs. Buffalo	Nov. 23, 2008
51	at Seattle	Nov. 27, 1983 (OT)
50	at Buffalo	Oct. 3, 1976
49	at Oakland	Nov. 5, 2000
49	at Denver	Nov. 14, 2010

Most First-Half Points Allowed, Game

35	at San Diego	Oct. 25, 1987
35	at Denver	Nov. 14, 2010
34	vs. Seattle	Dec. 11, 1977
31	Seven times, last at Pittsburgh	Oct. 15, 2006

Fewest First-Half Points Allowed, Season

74	1969
95	1982 (9 games)
97	1965
101	1973
103	1968

Most First-Quarter Points Allowed, Season

101	1998
95	1976, 2012
93	2009
92	1997
88	1987

Fewest First-Quarter Points Allowed, Season

29	1963, 1969
30	1973
32	1970
33	1965, 1966
37	1984

Most First-Quarter Points Allowed, Game

31	at Buffalo	Sept. 13, 1962
21	at Denver	Nov. 16, 1986
21	at Denver	Nov. 14, 2010
17	vs. Oakland	Nov. 23, 1967
17	at Denver	Oct. 27, 1996
17	vs. Pittsburgh	Sept. 14, 2003
17	at Denver	Sept. 26, 2005
17	vs. San Diego	Sept. 30, 2012

Most Second-Quarter Points Allowed, Season

152	2004
141	2008
135	1985
133	1999
127	1961, 1984

Fewest Second-Quarter Points Allowed, Season

45	1969
55	1979, 1982 (9 games)
57	1968, 1992
59	1995
64	1965

Most Second-Quarter Points Allowed, Game

28	vs. San Diego	Nov. 15, 1964
28	vs. Oakland	Oct. 16, 1966
28	at Baltimore	Dec. 21, 1980
28	at Seattle	Nov. 4, 1984
28	at Seattle	Sept. 11, 1988
24	at Oakland	Nov. 3, 1968

Most Third-Quarter Points Allowed, Season

106	2008, 2012
103	2001
100	2009
98	1975

95 2011

21 1971

Fewest Third-Quarter Points Allowed, Season

22 1971
29 1995
31 1982 (9 games)
34 1974
35 1973

Most Touchdowns Allowed, Season

53 2004
51 1976
49 2008
48 2009
47 2012

Most Third-Quarter Points Allowed, Game

28 at Houston Oct. 24, 1965
22 at Boston Nov. 18, 1960
21 Nine times; Last at Baltimore Sept. 13, 2009

Most Touchdowns Allowed, Game

7 at Buffalo Oct. 3, 1976
7 at Oakland Nov. 5, 2000
7 at Denver Nov. 14, 2010
6 15 times; Last at Detroit Sept. 18, 2011

Most Fourth-Quarter Points Allowed, Season

139 1961
130 1983, 2002
129 2004
127 1976
121 1985

Most Shutouts, Season

3 1960
2 1967, 1969

Fewest Fourth-Quarter Points Allowed, Season

27 1968
44 1997
54 2013
56 1973
57 1960, 1962, 1981

Most Consecutive Shutouts

2 1960 Dec. 4-11, 1960

Most Games Allowed 10 Points or Less, Season

9 1968
7 1969
6 1973, 1979, 1990, 1995

Most Fourth-Quarter Points Allowed, Game

24 at New Orleans Sept. 8, 1985
22 vs. Denver Nov. 1, 1964
21 12 times; Last at San Diego Nov. 1, 2012

Most Consecutive Games Allowed 10 Points or Less

5 1968
3 1960, 1968, 1995, 1997

Most Second-Half Points Allowed, Game

38 at Houston Oct. 24, 1965
37* at Seattle Nov. 27, 1983
35 vs. San Diego Oct. 20, 1963
35 vs. Pittsburgh Nov. 7, 1976
31 at Miami Sept. 22, 1985
31 at Miami Dec. 12, 1994
31 vs. San Diego Nov. 24, 2013

*Includes three in OT

Largest Opponent Comeback Victories

Opponent	Deficit	Final	Date
21 vs. Tampa Bay	24-3	27-30 (OT)	Nov. 2, 2008
18 vs. Philadelphia	24-6	31-37	Oct. 2, 2005
18 vs. San Diego	21-3	21-22	Dec. 14, 2008
17 at Houston	17-0	36-38	Oct. 24, 1965
17 vs. L.A. Raiders	17-0	17-24	Oct. 5, 1986
17 at Chicago	17-0	27-28	Nov. 13, 1977
17 at San Diego	34-17	37-38	Nov. 22, 1998
17 vs. Oakland	17-0	38-41 (OT)	Jan. 2, 2000

Fewest Second-Half Points Allowed, Season

67 1968
89 1982 (9 games)
91 1973, 1997
96 1971
101 1972

First Downs

Fewest First Downs Allowed, Season

170 1982 (9 games)
181 1969
200 1965
204 1964

Fewest Touchdowns Allowed, Season

18 1968
19 1969

Most First Downs Allowed, Season

367 2002
344 1987, 2008
336 1985
335 1984

Fewest First Downs Allowed, Game

5 vs. Oakland Dec. 7, 1997
6 at Boston Sept. 21, 1969
6 vs. Boston Oct. 11, 1970
6 at Chicago Dec. 29, 1990
7 10 times; Last at Washington Oct. 18, 2009

Most First Downs Allowed, Game

35 vs. San Diego Oct. 19, 1986
34 at Denver Nov. 18, 1974
34 at Cleveland Oct. 30, 1977

Fewest Rushing First Downs Allowed, Season

52 1968
53 1969
67 1965

Most Rushing First Downs Allowed, Season

169 1977
162 1988
149 1975

Fewest Rushing First Downs Allowed, Game

*0 vs. Houston Dec. 4, 1960
0 vs. Buffalo Dec. 3, 1967
0 at Denver Oct. 3, 1971
0 at Oakland Dec. 3, 1995
0 vs. Oakland Dec. 7, 1997
0 vs. St. Louis Dec. 8, 2002
0 vs. N.Y. Jets Sept. 11, 2005
1 19 times; Last vs. Oakland Dec. 24, 2011

*NFL RECORD

Most Rushing First Downs Allowed, Game

21 vs. Pittsburgh Nov. 7, 1976
20 at Oakland Dec. 28, 2002
19 at Cleveland Oct. 30, 1977

Fewest Passing First Downs Allowed, Season

92 1982 (9 games)
95 1973
111 1969, 1970

Most Passing First Downs Allowed, Season

227 2002
202 2000
195 2008
193 2015

192 1984
190 2004

Fewest Passing First Downs Allowed, Game

*0 at Houston Oct. 9, 1988
0 vs. San Diego Sept. 20, 1998
2 8 times; Last at Denver Jan. 1, 2012

*NFL RECORD

Most Passing First Downs Allowed, Game

25 at Denver Nov. 18, 1974
25 at Denver Nov. 14, 2010
22 at Cincinnati Dec. 6, 1987
22 vs. Philadelphia Oct. 2, 2005

Fewest Penalty First Downs Allowed, Season

9 1982 (9 games)
11 1964
13 1980

Most Penalty First Downs Allowed, Season

*56 1998
40 2004
36 1993
34 2015
33 1987

*NFL RECORD

Most Penalty First Downs Allowed, Game

7 2 times; Last N.Y. Jets Dec. 11, 2011
6 8 times; Last at New Orleans Nov. 14, 2004

Net Yards Allowed Passing and Rushing

Fewest Yards Allowed, Season

2,733 1982 (9 games)
3,163 1969
3,575 1973
3,667 1970
3,749 1965

Most Yards Allowed, Season

6,291 2008
6,248 2002
6,211 2009
6,037 2004
5,885 2013

Fewest Yards Allowed, Game

89 vs. Seattle Dec. 24, 1995
91 vs. Houston Oct. 12, 1969

93 vs. Oakland Dec. 7, 1997
 100 at Boston Sept. 21, 1969
 105 vs. Boston Dec. 14, 1963
 105 vs. Boston Oct. 11, 1970

Most Yards Allowed, Game

563 vs. Houston Dec. 16, 1990
 542 at N.Y. Jets Oct. 2, 1988 (OT)
 542 at Tennessee Dec. 13, 2004
 539 at Oakland Nov. 3, 1968
 539 vs. Oakland Oct. 3, 1977
 535 vs. Denver Dec. 1, 2013

Fewest Plays Allowed, Season

556 1982 (9 games)
 808 1969
 813 1971

Most Plays Allowed, Season

1,159 1984
 1,126 1985
 1,102 1981

Fewest Plays Allowed, Game

39 vs. Houston Oct. 22, 1967
 39 vs. Oakland Dec. 7, 1997
 40 vs. Cincinnati Oct. 13, 1968
 40 at Boston Sept. 21, 1969

Most Plays Allowed, Game

97 at N.Y. Jets Oct. 2, 1988 (OT)
 95 vs. San Diego Oct. 19, 1986
 91 vs. Chicago Nov. 8, 1981

Rushing

Fewest Rushing Attempts Allowed, Season

279 1982 (9 games)
 316 1969
 343 1967

Most Rushing Attempts Allowed, Season

634 1977
 609 1988
 601 1978

Fewest Rushing Attempts Allowed, Game

9 at Oakland Dec. 5, 2004
 11 at New Orleans Sept. 4, 1994
 11 at Oakland Dec. 3, 1995
 12 at N.Y. Jets Nov. 27, 1966

12 at Seattle Nov. 28, 2010

Most Rushing Attempts Allowed, Game

65 at Buffalo Oct. 29, 1973
 62 at Tampa Bay Dec. 16, 1979
 61 at Oakland Dec. 8, 1973
 61 vs. Chicago Nov. 8, 1981

Fewest Rushing Yards Allowed, Season

980 1960
 1,066 1982 (9 games)
 1,091 1969

Fewest Rushing Yards Per Game Allowed, Season

70.0 (980 in 14 games) 1960
 77.9 (1,091 in 14 games) 1969
 82.9 (1,327 in 16 games) 1995

Most Rushing Yards Allowed, Season

2,971 1977
 2,861 1976
 2,712 1975

Most Rushing Yards Per Game Allowed, Season

211.8 (2,971 in 14 games) 1977
 204.4 (2,861 in 14 games) 1976
 193.7 (2,712 in 14 games) 1975

Fewest Rushing Yards Allowed, Game

-27 vs. Houston Dec. 4, 1960
 3 at San Diego Nov. 19, 1961
 8 at Oakland Dec. 3, 1995

Most Rushing Yards Allowed, Game

351 vs. Cleveland Dec. 20, 2009
 332 vs. Tennessee Oct. 19, 2008
 330 vs. Pittsburgh Nov. 7, 1976
 322 at Cleveland Oct. 30, 1977
 300 vs. Oakland Sept. 14, 2008

Fewest Individual 100-Yard Games Allowed, Season

0 1960, 1969, 1971, 1981, 1995

Most Individual 100-Yard Games Allowed, Season

9 2003
 8 1976, 1977, 2007

Fewest Rushing Touchdowns Allowed, Season

4 1968
 6 1969, 1971
 7 1982 (9 games), 1995, 2013, 2015

Most Rushing Touchdowns Allowed, Season

25	2008
24	1975, 1976
23	1977, 1988

Most Rushing Touchdowns Allowed, Game

5	vs. Pittsburgh	Nov. 7, 1976
5	at Denver	Dec. 7, 2003
4	6 times; Last vs Tennessee	Oct. 19, 2008

Passing

Fewest Pass Attempts Allowed, Season

262	1982 (9 games)
324	1973
325	1975
333	1977

Most Pass Attempts Allowed, Season

616	2002
607	2015
596	1995
592	2013
586	1984

Fewest Pass Attempts Allowed, Game

8	vs. Denver	Nov. 13, 2011
9	at N.Y. Jets	Nov. 7, 1971
9	vs. Oakland	Dec. 8, 1974
10	vs. L.A. Raiders	Sept. 16, 1973
10	at San Diego	Dec. 18, 1988

Most Pass Attempts Allowed, Game

65	vs. San Diego	Oct. 19, 1986
61	vs. Seattle	Sept. 29, 1985
60	at Oakland	Oct. 5, 1980

Fewest Pass Completions Allowed, Season

155	1982 (9 games)
157	1973
175	1977
186	1972, 1975
195	1970

Most Pass Completions Allowed, Season

403	2002
348	2008
349	2015
334	2013
332	1985, 2003
329	1984, 1995

Fewest Pass Completions Allowed, Game

1	vs. San Diego	Sept. 20, 1998
2	vs. Denver	Nov. 13, 2011
3	vs. Houston	Oct. 22, 1967
3	at N.Y. Jets	Nov. 7, 1971
3	vs. Oakland	Dec. 8, 1974
4	at San Diego	Nov. 2, 1986
4	at Houston	Oct. 9, 1988

Most Pass Completions Allowed, Game

39	at New England	Sept. 22, 2002
37	vs. San Diego	Dec. 22, 1985
37	vs. San Diego	Oct. 19, 1986
35	vs. Oakland	Oct. 27, 2002
34	vs. L.A. Raiders	Sept. 12, 1985
34	vs. San Diego	Dec. 14, 2008

Fewest Passing Yards Allowed, Season

1,619	1973
1,667	1982 (9 games)
1,942	1973
2,010	1970

Most Passing Yards Allowed, Season

4,203	2004
4,181	2002
3,988	2015
3,962	2013
3,777	2010
3,748	2008

Fewest Passing Yards Allowed, Game

-19	vs. San Diego	Sept. 20, 1998
9	vs. N.Y. Jets	Nov. 7, 1971
12	vs. Oakland	Dec. 8, 1974

Most Passing Yards Allowed, Game

499	vs. Houston	Dec. 16, 1990
472	vs. Indianapolis	Oct. 31, 2004
469	at Oakland	Nov. 3, 1968

Fewest Individual 300-Yard Games Allowed, Season

0	1962, 1970, 1971, 1972, 1973, 1974, 1977, 1978, 1988, 2000
---	--

Most Individual 300-Yard Games Allowed, Season

8	2002
---	------

Fewest Passing Touchdowns Allowed, Season

10	1969
11	1971, 1973
12	1982 (9 games), 1988

Most Passing Touchdowns Allowed, Season

32	2004
29	2012
27	2002
25	1964, 1976, 1980, 1987, 2000, 2005, 2009, 2013, 2015
24	1999

Most Passing Touchdowns Allowed, Game

5	vs. Indianapolis	Oct. 31, 2004
5	at Denver	Nov. 14, 2010
5	vs. Denver	Dec. 1, 2013
5	at Green Bay	Sept. 28, 2015
4	16 times; Last at Detroit	Sept. 18, 2011

Sacks

Most Seasons Leading League

4	1960, 1965, 1969, 1990
---	------------------------

Most Sacks, Season

60	1990
54	1997
51	2000
50	1984, 1992

Fewest Sacks, Season

*10.0	2008
15	1982 (9 games)
22	1976, 2009
23	1988
*NFL RECORD	

Most Sacks, Game

11	vs. Cleveland	Sept. 30, 1984
10	vs. Oakland	Sept. 6, 1998
9	at Buffalo	Nov. 2, 1969
9	vs. Seattle	Nov. 11, 1990
9	vs. Oakland	Oct. 13, 2013

Most Opponents Yards Lost Attempting to Pass, Season

439	1968
-----	------

Fewest Opponents Yards Lost Attempting to Pass, Season

62	2008
120	1982 (9 games)
137	2009

Interceptions By

Most Consecutive Seasons Leading League

5	1966-70
---	---------

Most Passes Intercepted By, Season

37	1968
33	1966
32	1960, 1962, 1969

Fewest Passes Intercepted By, Season

7	2012
11	1987
12	1982 (9 games), 1994

Most Passes Intercepted By, Game

7	at San Diego	Dec. 8, 1968
6	7 times; Last at Oakland	Oct. 23, 2011

Most Consecutive Games, One or More Interceptions By

23	1967-69
18	1966-67
16	1982-83

Most Yards Returning Interceptions, Season

596	1969
578	1967
567	1986

Fewest Yards Returning Interceptions, Season

119	2012
124	2006
140	1987

Most Yards Returning Interceptions, Game

188	vs. N.Y. Titans	Dec. 17, 1961
162	at Oakland	Dec. 6, 2015
142	vs. L.A. Raiders	Oct. 28, 1991
136	vs. Seattle	Dec. 11, 1977

Most Touchdowns Returning Interceptions, Season

6	1992
5	1972, 1974, 1999, 2013
4	1960, 1967, 1986, 1997, 2015

Most Touchdowns Returning Interceptions, Game

2	vs. N.Y. Titans	Dec. 17, 1961
2	at Denver	Oct. 1, 1972
2	at Denver	Dec. 19, 1982
2	vs. San Diego	Oct. 19, 1986
2	vs. Denver	Dec. 27, 1992
2	at Baltimore	Oct. 21, 1999
2	at Denver	Jan. 3, 2010

Most Touchdowns Returning Interceptions, Both Teams, Game

*4 Kansas City (0) at Seattle (4) Nov. 4, 1984
 3 Kansas City (2) vs. San Diego (1) Oct. 19, 1986
 *NFL RECORD

Opponents Interceptions

Most Yards, Interception Returns Opponents, Season

688 1984

Most Yards Interception Returns, Opponent, Game

*325 at Seattle Nov. 4, 1984
 *NFL RECORD

Most Touchdowns Returning Interceptions Opponents, Season

7 1984

Most Touchdowns Returning Interceptions Opponent, Game

*4 at Seattle Nov. 4, 1984
 *NFL RECORD

Punting

Most Opponents Punts, Season

102 1995
 98 1999
 94 1969

Fewest Opponents Punts, Season

38 1982 (9 games)
 50 2008
 55 1962

Lowest Opponents Average Distance, Season

37 1986, 1990
 38.6 1982 (9 games)
 38.9 1981

Highest Opponents Average Distance, Season

47.6 2011
 46.8 2012
 46.6 2013
 45.7 2005
 45.2 2010

Most Opponents Punts Blocked, Season

6 1990
 4 1986
 3 1963, 1982
 2 1966, 1979, 1980, 1989, 1997, 2001, 2002, 2006

Most Opponents Punts Blocked, Game

3 vs. Denver Dec. 8, 1963
 2 at Seattle Sept. 30, 1979
 2 vs. Cleveland Sept. 30, 1990

Punt Returns

Most Opponents Punt Returns, Season

60 1984
 55 1974, 1976
 54 1983

Most Opponents Punt Returns, Game

9 at Cincinnati Nov. 24, 1974

Fewest Punt Return Yards Allowed, Season

170 2015
 179 2005
 190 1991
 219 1962
 220 1968

Most Punt Return Yards Allowed, Season

702 1977
 634 1974
 572 1986

Most Punt Return Yards Allowed, Game

170 at San Diego Sept. 26, 1965

Lowest Punt Return Average Allowed, Season

6.37 (46-293) 1981
 6.43 (49-315) 1979
 6.47 (38-246) 2013

Highest Punt Returns Average Allowed, Season

15.36 (22-338) (9 games) 1982
 14.93 (29-433) 1965
 14.04 (50-702) 1977

Most Punt Returns Touchdowns Allowed, Season

2 1982, 1990, 2004, 2012

Kickoff Returns	
-----------------	--

Fewest Opponents Kickoff Returns, Season

25	2011
27	2012
40	1973, 2013
42	1982 (9 games)
43	1972, 2013

Most Opponents Kickoff Returns, Season

88	2002
87	2003
85	2004
84	1966

Fewest Kickoff Return Yards Allowed, Season

605	2011
690	2012
794	1982 (9 games)
958	1977

Most Kickoff Return Yards Allowed, Season

2,053	2005
2,045	1966
2,043	2003
1,908	2004
1,880	2002

Most Kickoff Return Yards Allowed, Game

289	at Denver	Sept. 7, 1963
278	vs. Cleveland	Dec. 20, 2009

Lowest Kickoff Return Average Allowed, Season

17.17	(81-1,391)	1990
18	(71-1,278)	1986
18.8	(64-1,203)	1992

Highest Kickoff Return Average Allowed, Season

25.78	(40-1,031)	1973
25.56	(27-690)	2012
25.37	(54-1,370)	1974

Most Kickoff Return Touchdowns Allowed, Season

2	1988
2	1989
2	2009

Blocked Field Goals	
---------------------	--

Most Blocked Field Goals, Season

552 • Kansas City Chiefs

6	1960
5	1966
4	1962, 1965, 1973
3	1963, 1967, 1996
2	1982 (9 games), 1986, 1992, 1993, 2003

Most Blocked Field Goals, Game

3	at San Diego	Oct. 15, 1967
2	vs. Buffalo	Dec. 18, 1960
2	at Oakland	Nov. 3, 1963
2	at Oakland	Sept. 18, 1966
2	at San Diego	Oct. 15, 1967
2	at Green Bay	Oct. 4, 1973
2	at San Diego	Oct. 17, 1993
2	at San Diego	Nov. 30, 2003

Fumbles	
---------	--

Fewest Opponents Fumbles, Season

16	1971
18	1984, 2011
19	2000, 2012, 2015

Fewest Opponents Fumbles Recovered, Season

6	2011, 2012
7	1971, 2015
8	1966, 2004, 2007
9	2010
10	1982 (9 games), 1996

Most Opponents Fumbles, Season

42	1981
40	1975
39	1977

Most Opponents Fumbles Recovered, Season

26	1994
25	1990
23	1977

Turnovers	
-----------	--

Fewest Opponents Turnovers, Season

13	2012
21	2004
22	1982 (9 games), 2007
23	2010
26	2001, 2011

Most Opponents Turnovers, Season

51 1983
49 1962, 1968, 1986

Most Opponents Turnovers, Game

9 vs. Houston Oct. 28, 1962
9 vs. Houston Oct. 12, 1969
9 vs. St. Louis Oct. 2, 1983

Best Turnover Ratio, Season

26 (45 takes/19 gives) 1990
22 (49 takes/27 gives) 1968

21 (45 takes/21 gives) 1999
18 (49 takes/31 gives) 1962
18 (39 takes/21 gives) 1992
18 (36 takes/18 gives) 2013

Worst Turnover Ratio, Season

-24 (13 takes/37 gives) 2012
-13 (28 takes/41 gives) 1987
-11 (22 takes/33 gives) 2007
-8 (33 takes/41 gives) 1965
-8 (33 takes/41 gives) 1989

Opponent Records



Single Game

Pass Attempts (All 50+)

58	Mark Hermann, San Diego	Dec. 22, 1985
56	Kyle Orton, Denver	Jan. 3, 2010
55	Rich Gannon, Oakland	Oct. 27, 2002
54	Steve DeBerg, Tampa Bay	Oct. 28, 1984
54	Tom Brady, New England	Sept. 22, 2002
52	Jim Plunkett, Oakland	Oct. 5, 1980
50	Brian Griese, Denver	Oct. 20, 2002

Pass Completions (All 30+)

39	Tom Brady, New England	Sept. 22, 2002
37	Mark Hermann, San Diego	Dec. 22, 1985
35	Rich Gannon, Oakland	Oct. 27, 2002
34	Jim Plunkett, Oakland	Sept. 12, 1985
34	Philip Rivers, San Diego	Dec. 14, 2008
33	Drew Bledsoe, New England	Dec. 4, 2000
33	Donovan McNabb, Philadelphia	Oct. 2, 2005
32	Jay Cutler, Denver	Dec. 7, 2008
32	Ben Roethlisberger, Pittsburgh	Nov. 22, 2009
32	Kyle Orton, Denver	Jan. 3, 2010
31	Jim Zorn, Seattle	Sept. 27, 1981
31	Rich Gannon, Oakland	Sept. 9, 2001
31	Marc Bulger, St. Louis	Nov. 5, 2006
31	Jeff Garcia, Tampa Bay	Nov. 2, 2008
31	Derek Carr, Oakland	Dec. 6, 2015
30	Dan Fouts, San Diego	Oct. 14, 1984
30	Tony Romo, Dallas	Sept. 15, 2013

Passing Yards (All 400+)

527	Warren Moon, Houston	Dec. 16, 1990
472	Peyton Manning, Indianapolis	Oct. 31, 2004
445	Charley Johnson, Denver	Nov. 18, 1974
431	Kyle Orton, Denver	Jan. 3, 2010
426	Billy Volek, Tennessee	Dec. 13, 2004
413	Pete Beathard, Houston	Sept. 9, 1968
410	Tom Brady, New England	Sept. 22, 2002
403	Peyton Manning, Denver	Dec. 1, 2013
400	John Elway, Denver	Dec. 6, 1998

Touchdown Passes

5	George Blanda, Houston	Oct. 24, 1965
5	Peyton Manning, Indianapolis	Oct. 31, 2004
5	Peyton Manning, Denver	Dec. 1, 2013
5	Aaron Rodgers, Green Bay	Sept. 28, 2015

Interceptions Thrown

6	John Hadl, San Diego	Dec. 8, 1968
5	George Blanda, Houston	Oct. 28, 1962

5	John Hadl, San Diego	Dec. 16, 1962
5	Babe Parilli, Boston	Dec. 14, 1963
5	George Blanda, Houston	Oct. 4, 1964
5	Pete Beathard, Houston	Oct. 12, 1969
5	Marty Domres, San Diego	Nov. 9, 1969
5	Alan Pastrana, Denver	Dec. 6, 1970
5	James Harris, San Diego	Nov. 26, 1978
5	Jim Plunkett, Oakland	Oct. 5, 1980
5	Jim Zorn, Seattle	Nov. 9, 1980
5	Dave Krieg, Seattle	Dec. 9, 1984
5	John Elway, Denver	Dec. 14, 1985

Long Pass (All 80+)

90	N. Johnson to R. Upchurch, Denver	Sept. 21, 1975
89	J. Kemp to E. Dubenion, Buffalo	Oct. 13, 1963
87	S. McNair to M. Clayton, Baltimore	Dec. 10, 2006
87	M. Hasselbeck to B. Obomanu, SEA	Nov. 28, 2010
82	J. Lee to A. Denson, Denver	Nov. 1, 1964
82	D. Lamonica to F. Biletnikoff, Oakland	Nov. 3, 1968
82	B. Griese to S. Sharpe, Denver	Oct. 20, 2002
80	J. Lee to B. Groman	Oct. 22, 1961
80	S. Wyche to B. Trumpy	Sept. 28, 1969

Pass Receptions

16	Troy Brown, New England	Sept. 22, 2002
14	Kellen Winslow, San Diego	Dec. 11, 1983
14	Jabar Gaffney, Denver	Jan. 3, 2010
13	Joe Washington, Baltimore	Sept. 2, 1979
13	Terrance Mathis, Atlanta	Sept. 18, 1994
13	Tim Brown, Oakland	Oct. 27, 2002
13	Steven Jackson, St. Louis	Nov. 5, 2006

Receiving Yards (All 200+)

250	Miles Austin, Dallas	Oct. 11, 2009
245	Haywood Jeffires, Houston	Dec. 16, 1990
233	Drew Bennett, Tennessee	Dec. 13, 2004
232	Lance Alworth, San Diego	Oct. 20, 1963
214	Shannon Sharpe, Denver	Oct. 20, 2002
213	Jabar Gaffney, Denver	Jan. 3, 2010
203	Don Maynard, N.Y. Jets	Sept. 15, 1968

Touchdown Receptions

4	Eric Decker, Denver	Dec. 1, 2013
3	Bob Chandler, Buffalo	Oct. 3, 1976
3	Kellen Winslow, San Diego	Dec. 11, 1983
3	Shannon Sharpe, Denver	Dec. 12, 1993
3	Drew Bennett, Tennessee	Dec. 13, 2004
3	Antonio Gates, San Diego	Oct. 30, 2005
3	Randall Cobb, Green Bay	Sept. 28, 2015

Rushing Attempts

39	O.J. Simpson, Buffalo	Oct. 29, 1973
----	-----------------------	---------------

39 Ricky Bell, Tampa Bay Dec. 16, 1979
 39 Marion Butts, San Diego Dec. 17, 1989

Rushing Yards (All 200+)

286 Jerome Harrison, Cleveland Dec. 20, 2009
 220 Tiki Barber, N.Y. Giants Dec. 17, 2005
 218 Clinton Portis, Denver Dec. 7, 2003
 217 Gary Anderson, San Diego Dec. 18, 1988
 214 Greg Pruitt, Cleveland Dec. 14, 1975
 207 Curt Warner, Seattle Nov. 27, 1983 (OT)

Rushing Touchdowns

5 Clinton Portis, Denver Dec. 7, 2003
 3 Jon Keyworth, Denver Nov. 18, 1974
 3 Greg Pruitt, Cleveland Dec. 14, 1975
 3 Pete Banaszak, Oakland Dec. 21, 1975
 3 Walter Payton, Chicago Nov. 13, 1977
 3 Curt Warner, Seattle Nov. 27, 1983 (OT)
 3 Marcus Allen, L.A. Raiders Nov. 25, 1990
 3 Rodney Hampton, N.Y. Giants Dec. 19, 1992
 3 Terrell Davis, Denver Dec. 6, 1998
 3 Curtis Martin, N.Y. Jets Nov. 11, 2001
 3 Clinton Portis, Denver Dec. 15, 2002
 3 Onterio Smith, Minnesota Dec. 20, 2003
 3 Michael Pittman, Tampa Bay Nov. 7, 2004
 3 Michael Turner, Atlanta Sept. 21, 2008
 3 LenDale White, Tennessee Oct. 19, 2008
 3 Jerome Harrison, Cleveland Dec. 20, 2009
 3 Jeremy Hill, Cincinnati Oct. 4, 2015

Long Run (All 80+)

87 Paul Lowe, San Diego Sept. 10, 1961
 85 LaDainian Tomlinson, San Diego Dec. 17, 2006
 80 LenDale White, Tennessee Oct. 19, 2008

Total Touchdowns

5 Clinton Portis, Denver Dec. 7, 2003
 4 Clinton Portis, Denver Dec. 15, 2002
 4 Eric Decker, Denver Dec. 1, 2013

Interceptions Made

4 Deltha O'Neal, Denver Oct. 7, 2001
 3 David Fulcher, Cincinnati Oct. 1, 1989

Long Interception Return (All 100+)

102 Marcus Coleman, Houston Sept. 26, 2004
 101 Tony Greene, Buffalo Oct. 3, 1976
 100 Speedy Duncan, San Diego Oct. 15, 1967

Long Punt Return

95 Johnny Bailey, Chicago Dec. 29, 1990

Long Kickoff Return (All 100+)

103 Joshua Cribbs, Cleveland Dec. 20, 2009
 100 Nemiah Wilson, Denver Oct. 8, 1966
 100 Joshua Cribbs, Cleveland Dec. 20, 2009

Long Punt (All 80+)

83 Chris Norman, Denver Sept. 23, 1984
 82 Paul Maguire, San Diego Nov. 5, 1961

Long Field Goal (All 55+)

57 Sebastian Janikowski, Oakland Dec. 16, 2012
 56 Sebastian Janikowski, Oakland Sept. 14, 2008
 56 Matt Prater, Denver Sept. 28, 2008
 55 John Kasay, Seattle Jan. 2, 1994
 55 Kris Brown, Pittsburgh Oct. 14, 2001
 55 Sebastian Janikowski, Oakland Nov. 25, 2007
 55 Nate Kaeding, San Diego Nov. 29, 2009

Times Sacked (All 10.0+)

11 Paul McDonald, Cleveland Sept. 30, 1984
 10 Jeff George, Oakland Sept. 6, 1998

Touchdowns On Interception Returns

2 Dave Brown, Seattle Nov. 4, 1984

Fumbles

6 Dave Krieg, Seattle Nov. 5, 1989

Chiefs Individual Playoff Records



The following individual records relate solely to service with the Kansas City Chiefs. They include National Football League regular-season statistics only - with the exception of those single-game records marked by "*" or "**."

Service

Most Games Played, Career

10	John Alt	1984-96
10	Tim Grunhard	1990-00
10	Dave Szott	1990-00
10	Derrick Thomas	1989-99
9	Dan Saleaumua	1989-96
9	Tracy Simien	1991-97
9	Neil Smith	1988-96
8	Len Dawson	1962-75
8	Jonathan Hayes	1985-93
8	Nick Lowery	1980-93
8	Johnny Robinson	1960-71
8	Kevin Ross	1984-93, '97
8	Jim Tyrer	1961-73
8	Jerrel Wilson	1963-77
8	Will Shields	1993-06

Scoring

Most Points, Career

37	Nick Lowery (8 games - 8 FGs, 13 PATs)	1980-93
35	Jan Stenerud (5 games - 9 FGs, 8 PATs)	1967-79
20	Cairo Santos (2 games - 5 FGs, 5 PATs)	2014-15
18	Mike Garrett (6 games - 3 TDs)	1966-70
18	Marcus Allen (6 games - 3 TDs)	1993-97
18	Knile Davis (3 games - 3 TDs)	2013-15

Most Points, Game

14	Ryan Succop at Indianapolis	Jan. 4, 2014
12	Abner Haynes vs. Houston	Dec. 23, 1962
12	Mike Garrett at Buffalo	Jan. 1, 1967
12	Ed Podolak vs. Miami	Dec. 25, 1971
12	Dante Hall vs. Indianapolis	Jan. 11, 2004
12	Priest Holmes vs. Indianapolis	Jan. 11, 2004
12	Knile Davis at Indianapolis	Jan. 4, 2014
12	Cairo Santos at Houston	Jan. 9, 2016
11	Jan Stenerud vs. Minnesota	Jan. 11, 1970

Most Touchdowns, Career

3	Marcus Allen (6 games)	1993-97
3	Mike Garrett (6 games)	1966-70
3	Knile Davis (2 games)	2013-15

Most Touchdowns, Game

2	Abner Haynes vs. Houston	Dec. 23, 1962
2	Mike Garrett at Buffalo	Jan. 1, 1967
2	Ed Podolak vs. Miami	Dec. 25, 1971
2	Dante Hall vs. Indianapolis	Jan. 11, 2004
2	Priest Holmes vs. Indianapolis	Jan. 11, 2004
2	Knile Davis at Indianapolis	Jan. 4, 2014

Most Points After Touchdown, Career

13	Nick Lowery (8 games - 14 Att.)	1980-93
8	Jan Stenerud (5 games - 8 Att.)	1967-79
6	Ryan Succop (2 games - 6 Att.)	2009-13
5	Mike Mercer (2 games - 5 Att.)	1966
5	Cairo Santos (2 games - 5 Att.)	2014-15

Most Points After Touchdown, Game

5	Ryan Succop at Indianapolis (5 Att.)	Jan. 4, 2014
4	Mike Mercer at Buffalo (4 Att.)	Jan. 1, 1967
4	Nick Lowery at Houston (4 Att.)	Jan. 16, 1994
4	Morten Andersen vs. IND (4 Att.)	Jan. 11, 2004

Most Points After Touchdown, No Misses, Career

8	Jan Stenerud (5 games)	
---	------------------------	--

Most Field Goals Attempted, Career

17	Jan Stenerud (5 games - 17 Att.)	1967-79
12	Nick Lowery (8 games - 12 Att.)	1980-93

Most Field Goals Attempted, Game

5	Jan Stenerud vs. N.Y. Jets	Dec. 20, 1969
4	Nick Lowery vs. Miami	Jan. 5, 1991
4	Jan Stenerud vs. Miami	Dec. 25, 1971

Most Field Goals, Career

9	Jan Stenerud (5 games - 17 Att.)	1967-79
8	Nick Lowery (8 games - 12 Att.)	1980-93

Most Field Goals, Game

3	Jan Stenerud vs. Minnesota	Jan. 11, 1970
3	Nick Lowery at Miami	Jan. 5, 1991
3	Ryan Succop at Indianapolis	Jan. 4, 2014
3	Cairo Santo at Houston	Jan. 9, 2016

Longest Field Goal

49	Cairo Santos at Houston	Jan. 9, 2016
49	Cairo Santos at Houston	Jan. 9, 2016
48	Jan Stenerud vs. Minnesota	Jan. 11, 1970
43	Ryan Succop at Indianapolis	Jan. 4, 2014

42	Ryan Succop at Indianapolis	Jan. 4, 2014
38	Nick Lowery at Miami	Jan. 5, 1991
32	Mike Mercer at Buffalo	Jan. 1, 1967
32	Jan Stenerud vs. Minnesota	Jan. 11, 1970
32	Nick Lowery vs. Pittsburgh	Jan. 8, 1994

Rushing

Most Rushing Attempts, Career

100	Marcus Allen (6 games)	1993-97
61	Mike Garrett (6 games)	1966-70
59	Barry Word (4 games)	1990-92
51	Wendell Hayes (5 games)	1968-74
41	Curtis McClinton (3 games)	1962-69

Most Rushing Attempts, Game

33	Barry Word vs. L.A. Raiders	Dec. 28, 1991
24	Curtis McClinton vs. Houston	Dec. 23, 1962
24	Priest Holmes vs. Indianapolis	Jan. 11, 2004
22	Wendell Hayes vs. Miami	Dec. 25, 1971
21	Marcus Allen vs. Pittsburgh	Jan. 8, 1994
21	Marcus Allen vs. Indianapolis	Jan. 7, 1996

Most Rushing Yards Gained, Career

386	Marcus Allen (6 games)	1993-97
208	Wendell Hayes (5 games)	1968-74
197	Barry Word (4 games)	1990-92
186	Mike Garrett (6 games)	1966-70
176	Priest Holmes (1 game)	2001-07

Most Rushing Yards Gained, Game

176	Priest Holmes vs. Indianapolis	Jan. 11, 2004
130	Barry Word vs. L.A. Raiders	Dec. 28, 1991
100	Wendell Hayes vs. Miami	Dec. 25, 1971
94	Marcus Allen vs. Indianapolis	Jan. 7, 1996
85	Ed Podolak vs. Miami	Dec. 25, 1971

Most Games, 100 or More Rushing Yards, Career

1	Wendell Hayes (5 games)	1968-74
1	Barry Word (3 games)	1990-92
1	Priest Holmes (1 game)	2001-07

Longest Run From Scrimmage

48	Priest Holmes vs. Indianapolis	Jan. 11, 2004
41	Jamaal Charles vs. Baltimore	Jan. 9, 2011
33	Jack Spikes vs. Houston	Dec. 23, 1962
32	Ed Podolak vs. Miami	Dec. 25, 1971
26	Christian Okoye at Miami	Jan. 5, 1991

Most Rushing Touchdowns, Career

3	Marcus Allen (6 games)	1993-97
3	Mike Garrett (6 games)	1966-70

Most Rushing Touchdowns, Game

2	Mike Garrett at Buffalo	Jan. 1, 1967
2	Priest Holmes vs. Indianapolis	Jan. 11, 2004

Passing

Most Passes Attempted, Career

188	Len Dawson (8 games)	1962-75
141	Joe Montana (4 games)	1993-94
118	Alex Smith (3 games)	2013-15
64	Dave Krieg (4 games)	1992-93
54	Trent Green (2 games)	2001-06
53	Steve DeBerg (3 games)	1988-91

Most Passes Attempted, Game

50	Alex Smith at New England	Jan. 16, 2016
46	Alex Smith at Indianapolis	Jan. 4, 2014
43	Joe Montana vs. Pittsburgh	Jan. 8, 1994
38	Joe Montana at Houston	Jan. 16, 1994
37	Joe Montana at Miami	Dec. 31, 1994
37	Elvis Grbac vs. Denver	Jan. 4, 1998

Most Passes Completed, Career

107	Len Dawson (8 games)	1962-75
85	Joe Montana (4 games)	1993-94
76	Alex Smith (3 games)	2013-15
33	Dave Krieg (4 games)	1992-93
32	Trent Green (2 games)	2001-06
31	Steve DeBerg (3 games)	1988-91

Most Passes Completed, Game

30	Alex Smith at Indianapolis	Jan. 4, 2014
29	Alex Smith at New England	Jan. 16, 2016
28	Joe Montana vs. Pittsburgh	Jan. 8, 1994
26	Joe Montana at Miami	Dec. 31, 1994
24	Elvis Grbac vs. Denver	Jan. 4, 1998
22	Joe Montana at Houston	Jan. 16, 1994

Highest Completion Percentage, Career (100 attempts)

64.4	Alex Smith (3 games: 118-76)	2013-15
60.3	Joe Montana (4 games: 141-85)	1993-94
56.9	Len Dawson (8 games: 188-107)	1962-75

Highest Completion Percentage, Game (15 completions)

77.3	Alex Smith at Houston (22-17)	Jan. 9, 2016
70.3	Joe Montana at Miami (37-26)	Dec. 31, 1994
69.2	Len Dawson vs. Miami (26-18)	Dec. 25, 1971

Most Passing Yards, Career

1,497	Len Dawson (8 games)	1962-75
1,014	Joe Montana (4 games)	1993-94
814	Alex Smith (3 games)	2013-15
454	Dave Krieg (4 games)	1992-93

Most Passing Yards, Game

378	Alex Smith at Indianapolis	Jan. 4, 2014
314	Joe Montana at Miami	Dec. 31, 1994
299	Joe Montana at Houston	Jan. 16, 1994
276	Joe Montana vs. Pittsburgh	Jan. 4, 1994

Longest Pass Completion

79	Alex Smith at Indianapolis (to Donnie Avery)	Jan. 4, 2014
63	Len Dawson vs. Miami (to Elmo Wright)	Dec. 25, 1971
63	Alex Smith at Indianapolis (to Dwayne Bowe)	Jan. 4, 2014
61	Len Dawson at N.Y. Jets (to Otis Taylor)	Dec. 20, 1969

Most Touchdown Passes, Career

7	Len Dawson (8 games)	1962-75
6	Joe Montana (4 games)	1993-94
6	Alex Smith (3 games)	2013-15
2	Steve DeBerg (3 games)	1988-91
2	Dave Krieg (4 games)	1992-93
2	Trent Green (2 games)	2001-06

Most Touchdown Passes, Game

4	Alex Smith at Indianapolis	Jan. 4, 2014
3	Joe Montana at Houston	Jan. 16, 1994
2	Len Dawson at Buffalo	Jan. 1, 1967
2	Joe Montana at Miami	Dec. 31, 1994

Most Passes Had Intercepted, Career

8	Len Dawson (8 games)	1962-75
4	Mark Vlasic (1 game)	1991-92
4	Joe Montana (4 games)	1993-94

Most Passes Had Intercepted, Game

4	Len Dawson at Oakland	Dec. 22, 1968
4	Mark Vlasic at Buffalo	Jan. 5, 1992

Pass Receiving

Most Pass Receptions, Career

27	Otis Taylor (7 games)	1965-75
27	J.J. Birden (8 games)	1990-94
21	Keith Cash (6 games)	1992-96
19	Kimble Anders (7 games)	1991-00
16	Willie Davis (5 games)	1991-95

Most Pass Receptions, Game

8	Ed Podolak vs. Miami	Dec. 25, 1971
8	Stephone Paige at Miami	Jan. 5, 1991
8	Andre Rison vs. Denver	Jan. 4, 1998
8	Dwayne Bowe at Indianapolis	Jan. 4, 2014
8	Travis Kelce at Houston	Jan. 9, 2016
7	Keith Cash vs. Pittsburgh	Jan. 8, 1994
7	Kimble Anders vs. Indianapolis	Jan. 7, 1996
7	Dexter McCluster at Indianapolis	Jan. 4, 2014
7	Knile Davis at Indianapolis	Jan. 4, 2014

Most Receiving Yards, Career

481	Otis Taylor (7 games)	1965-75
363	J.J. Birden (8 games)	1990-94
266	Keith Cash (6 games)	1992-96
239	Willie Davis (5 games)	1991-95
188	Kimble Anders (7 games)	1991-00

Most Receiving Yards, Game (All 100+)

150	Dwayne Bowe at Indianapolis	Jan. 4, 2014
142	Stephone Paige at Miami	Jan. 5, 1991
128	Travis Kelce at Houston	Jan. 9, 2016
117	Otis Taylor at Oakland	Dec. 22, 1968
110	Ed Podolak vs. Miami	Dec. 25, 1971
110	Andre Rison vs. Denver	Jan. 4, 1998
104	Elmo Wright vs. Miami	Dec. 25, 1971
103	Kimble Anders at Miami	Dec. 31, 1994

Most Games, 100 or More Receiving Yards, Career

1	By eight players; Last, Travis Kelce at Houston	Jan. 9, 2016
---	---	--------------

Longest Pass Reception

79	Donnie Avery at Indianapolis (from Alex Smith)	Jan. 4, 2014
63	Elmo Wright vs. Miami (from Len Dawson)	Dec. 25, 1971
63	Dwayne Bowe at Indianapolis (from Alex Smith)	Jan. 4, 2014
61	Otis Taylor at N.Y. Jets (from Len Dawson)	Dec. 20, 1969

Most Receiving Touchdowns, Career

2	Otis Taylor (7 games)	1965-75
2	Fred Jones (3 games)	1990-93
2	J.J. Birden (8 games)	1990-94
2	Tony Gonzalez (3 games)	1997-08

Most Receiving Touchdowns, Game

1	Numerous times; Last, Albert Wilson at New England	Jan. 16, 2016
---	--	---------------

Combined Net Yards

Most Attempts, Career

147	Marcus Allen (6 games)	1993-97
88	Mike Garrett (6 games)	1966-70
63	Wendell Hayes (5 games)	1968-74

Most Attempts, Game

34	Barry Word vs. L.A. Raiders	Dec. 28, 1991
30	Ed Podolak vs. Miami	Dec. 25, 1971
29	Priest Holmes vs. Indianapolis	Jan. 11, 2004

Most Net Yards, Career

541	Marcus Allen (6 games)	1993-97
481	Otis Taylor (7 games)	1965-75
363	J.J. Birden (8 games)	1990-94
350	Ed Podolak (4 games)	1969-77

Most Net Yards, Game

*350	Ed Podolak vs. Miami	Dec. 25, 1971
227	Dante Hall vs. Indianapolis	Jan. 11, 2004
208	Priest Holmes vs. Indianapolis	Jan. 11, 2004
150	Dwayne Bowe at Indianapolis	Jan. 4, 2014
142	Stephone Paige at Miami	Jan. 5, 1991
*NFL RECORD		

Punting

Most Punts, Career

43	Jerrel Wilson (8 games)	1963-77
38	Bryan Barker (7 games)	1990-93
18	Dustin Colquitt (5 games)	2005-16
11	Louie Aguiar (3 games)	1994-98

Most Punts, Game

8	Jerrel Wilson at Oakland	Jan. 4, 1970
8	Bryan Barker at San Diego	Jan. 2, 1993

Longest Punt

66	Dustin Colquitt at Indianapolis	Jan. 6, 2007
62	Louie Aguiar vs. Denver	Jan. 4, 1998
61	Jerrel Wilson vs. Green Bay	Jan. 15, 1967
59	Jerrel Wilson vs. Minnesota	Jan. 11, 1970
56	Jerrel Wilson at Oakland	Jan. 4, 1970

Highest Punting Average, Career (20 punts)

44.6	Jerrel Wilson (8 games: 2,005-45)	1963-77
42.4	Bryan Barker (7 games: 1,613-38)	1990-93

Highest Punting Average, Game (4 punts)

52.3	Dustin Colquitt at IND (314-6)	Jan. 6, 2007
48.5	Jerrel Wilson vs. Minnesota (194-4)	Jan. 11, 1970
47.0	Jerrel Wilson at Oakland (302-6)	Dec. 22, 1968
46.4	Louie Aguiar vs. Denver (232-5)	Jan. 4, 1998

Punt Returns

Most Punt Returns, Career

11	Mike Garrett (6 games)	1966-70
7	Danan Hughes (6 games)	1993-98

Most Punt Returns, Game

4	Mike Garrett vs. Oakland	Jan. 4, 1970
4	Tamarick Vanover vs. Indianapolis	Jan. 7, 1996
4	Frankie Hammond Jr. at Houston	Jan. 9, 2016

Most Punt Return Yards, Career

84	Danan Hughes (6 games)	1993-98
73	Mike Garrett (6 games)	1966-70
61	Frankie Hammond Jr. (2 games)	2015
44	Tamarick Vanover (2 games)	1995-99

Most Punt Return Yards, Game

42	Danan Hughes at Houston	Jan. 16, 1994
37	Mike Garrett at Buffalo	Jan. 1, 1967
34	Tamarick Vanover vs. Indianapolis	Jan. 7, 1996
34	Frankie Hammond Jr. at Houston	Jan. 9, 2016
31	Danan Hughes vs. Pittsburgh	Jan. 8, 1994

Longest Punt Return

35	Danan Hughes at Houston	Jan. 16, 1994
27	Mike Garrett at Buffalo	Jan. 1, 1967
15	Danan Hughes vs. Pittsburgh	Jan. 8, 1994

Highest Punt Return Average, Career (10 returns)

6.6	Mike Garrett (6 games: 11-73)	1966-70
-----	-------------------------------	---------

Highest Punt Return Average, Game (3 returns)

14.0	Danan Hughes at Houston (3-42)	Jan. 16, 1994
12.3	Mike Garrett at Buffalo (3-37)	Jan. 1, 1967
10.3	Danan Hughes vs. Pittsburgh (3-31)	Jan. 8, 1994

Most Touchdowns

0

Kickoff Returns

Most Kickoff Returns, Career

10	John Stephens (3 games)	1993
10	Dante Hall (2 games)	2000-06
7	Quintin Demps (1 game)	2013
5	Bert Coan (2 games)	1963-68
5	Noland Smith (1 game)	1967-69
5	Tamarick Vanover (2 games)	1995-99

Most Kickoff Returns, Game

7	Dante Hall vs. Indianapolis	Jan. 11, 2004
7	Quintin Demps at Indianapolis	Jan. 4, 2014
5	Noland Smith vs. Oakland	Dec. 22, 1968
5	John Stephens at Buffalo	Jan. 23, 1994

Most Kickoff Return Yards, Career

266	Dante Hall (2 games)	2000-06
199	John Stephens (3 games)	1993
196	Knile Davis (3 games)	2013-15
187	Quintin Demps (1 game)	2013
154	Ed Podolak (1 game)	1969-77

Most Kickoff Return Yards, Game

208	Dante Hall vs. Indianapolis	Jan. 11, 2004
187	Quintin Demps at Indianapolis	Jan. 4, 2014
154	Ed Podolak vs. Miami	Dec. 25, 1971
106	Knile Davis at Houston	Jan. 9, 2016
90	Knile Davis at New England	Jan. 16, 2016
89	John Stephens vs. Buffalo	Jan. 23, 1994
87	Bert Coan vs. Green Bay	Jan. 15, 1967
83	Dexter McCluster vs. Baltimore	Jan. 9, 2011

Longest Kickoff Return

106	Knile Davis at Houston (TD)	Jan. 9, 2016
92 (TD)	Dante Hall vs. Indianapolis	Jan. 11, 2004
78	Ed Podolak vs. Miami	Dec. 25, 1971
46	Dante Hall vs. Indianapolis	Jan. 11, 2004
36	Dexter McCluster vs. Baltimore	Jan. 9, 2011
35	Bert Coan at Buffalo	Jan. 1, 1967

Highest Kickoff Return Average, Career (10 returns)

26.6	Dante Hall (2 games: 10-266)	2000-06
19.9	John Stephens (3 games: 10-199)	1993

Highest Kickoff Return Average, Game (3 returns)

51.3	Ed Podolak vs. Miami (3-154)	Dec. 25, 1971
30.0	Knile Davis at New England (3-90)	Jan. 16, 2016
29.7	Dante Hall vs. Indianapolis (7-208)	Jan. 11, 2004
26.7	Quintin Demps at Indianapolis (7-187)	Jan. 4, 2014
24.0	John Stephens vs. Pittsburgh (3-72)	Jan. 8, 1994
23.0	Tamarick Vanover vs. Denver (3-69)	Jan. 4, 1998

Most Kickoff Return Touchdowns, Career

1	Dante Hall (2 games)	2000-06
1	Knile Davis (2 games)	2013-15

Interceptions By

Most Interceptions, Career

5	Emmitt Thomas (7 games)	1966-78
4	Johnny Robinson (8 games)	1960-71
3	Jim Marsalis (4 games)	1969-75
3	Deron Cherry (4 games)	1981-91

Most Interceptions, Game

2	Johnny Robinson vs. Houston	Dec. 23, 1962
2	Jim Marsalis at N.Y. Jets	Dec. 20, 1969
2	Emmitt Thomas at Oakland	Jan. 4, 1970
2	Deron Cherry vs. L.A. Raiders	Dec. 28, 1991
2	Ty Law at Indianapolis	Jan. 6, 2007
2	Husain Abdullah at Indianapolis	Jan. 4, 2014

Most Consecutive Games, Interceptions

3	Emmitt Thomas	1969
---	---------------	------

Most Interception Return Yards, Career

131	Johnny Robinson (8 games)	1960-71
101	Emmitt Thomas (7 games)	1966-78
65	Jim Marsalis (4 games)	1969-75

Most Interception Return Yards, Game

72	Johnny Robinson at Buffalo	Jan. 1, 1967
69	Emmitt Thomas vs. Oakland	Jan. 4, 1970
50	Johnny Robinson vs. Houston	Dec. 23, 1962

Longest Interception Return

72	Johnny Robinson at Buffalo	Jan. 1, 1967
62	Emmitt Thomas at Oakland	Jan. 4, 1970
43	Ty Law at Indianapolis	Jan. 6, 2007
37	Johnny Robinson vs. Houston	Dec. 23, 1962

Most TDs, Career

0	0
---	---

Sacks

Most Sacks, Career

6.5	Derrick Thomas (10 games)	1989-99
6.5	Neil Smith (9 games)	1988-96
5.0	Aaron Brown (6 games)	1966-72

Most Sacks, Game

3 Aaron Brown at Oakland Jan. 4, 1970
2 Eight times; By seven players

Last: Allen Bailey at Houston Jan. 9, 2016

Chiefs Team Playoff Records



* - Playoff Game ** - Super Bowl

Scoring

Most Points, Game

44	at Indianapolis	Jan. 4, 2014
31	at Buffalo	Jan. 1, 1967
31	vs. Indianapolis	Jan. 11, 2004
30	at Houston	Jan. 9, 2016
28	at Houston	Jan. 16, 1994
27	vs. Pittsburgh	Jan. 8, 1994

Most Touchdowns, Game

5	at Indianapolis	Jan. 4, 2014
4	at Buffalo	Jan. 1, 1967
4	at Houston	Jan. 16, 1994
4	vs. Indianapolis	Jan. 11, 2004
3	Three times; Last, at Houston	Jan. 9, 2016

First Downs

Most First Downs, Game

30	at Indianapolis	Jan. 4, 2014
28	vs. Pittsburgh	Jan. 8, 1994
27	at New England	Jan. 16, 2016
24	at Miami	Dec. 31, 1994
24	vs. Indianapolis	Jan. 11, 2004
23	vs. Miami	Dec. 25, 1971

Fewest First Downs, Game

7	at Indianapolis	Jan. 6, 2007
8	vs. Baltimore	Jan. 9, 2011
13	at Oakland	Dec. 22, 1968
13	at Oakland	Jan. 4, 1970
14	Three times; Last, at Buffalo	Jan. 5, 1992

Net Yards Rushing and Passing

Most Net Yards, Game

513	at Indianapolis	Jan. 4, 2014
451	vs. Miami	Dec. 25, 1971
414	at Miami	Dec. 31, 1994
408	vs. Indianapolis	Jan. 11, 2004
401	vs. Pittsburgh	Jan. 8, 1994

Fewest Net Yards, Game

126	at Indianapolis	Jan. 6, 2007
161	vs. Baltimore	Jan. 9, 2011
204	vs. L.A. Raiders	Dec. 28, 1991
207	at Oakland	Jan. 4, 1970
213	at Buffalo	Jan. 5, 1992

Rushing

Most Rushing Attempts, Game

54	vs. Houston	Dec. 23, 1962
44	vs. Miami	Dec. 25, 1971
41	vs. Minnesota	Jan. 11, 1970

Fewest Rushing Attempts, Game

17	at Indianapolis	Jan. 6, 2007
18	at Houston	Jan. 16, 1994
19	vs. Green Bay	Jan. 15, 1967
19	at San Diego	Jan. 2, 1993
19	vs. Baltimore	Jan. 9, 2011

Most Rushing Yards, Game

213	vs. Miami	Dec. 25, 1971
199	vs. Houston	Dec. 23, 1962
196	vs. Indianapolis	Jan. 11, 2004
151	vs. Minnesota	Jan. 11, 1970
150	at Indianapolis	Jan. 4, 2014

Fewest Rushing Yards, Game

44	at Indianapolis	Jan. 6, 2007
52	at Buffalo	Jan. 23, 1994
61	at San Diego	Jan. 2, 1993
67	at N.Y. Jets	Dec. 28, 1968
70	at Oakland	Dec. 22, 1968

Most Rushing Touchdowns, Game

2	at Buffalo	Jan. 1, 1967
2	at Oakland	Jan. 4, 1970
2	vs. Miami	Dec. 25, 1971
2	vs. Indianapolis	Jan. 11, 2004

Passing

Most Passing Attempts, Game

52	at Buffalo	Jan. 23, 1994
50	at New England	Jan. 16, 2016
46	at Indianapolis	Jan. 4, 2014
44	vs. Pittsburgh	Jan. 8, 1994

37 at Miami Dec. 31, 1994
37 vs. Denver Jan. 4, 1998

Fewest Passing Attempts, Game

14 vs. Houston Dec. 23, 1962
14 vs. L.A. Raiders Dec. 28, 1991
17 at Oakland Jan. 4, 1970
17 vs. Minnesota Jan. 11, 1970

Most Completions, Game

30 at Indianapolis Jan. 4, 2014
29 vs. Pittsburgh Jan. 8, 1994
29 at New England Jan. 16, 2016
26 at Miami Dec. 31, 1994
25 at Buffalo Jan. 23, 1994

Fewest Completions, Game

7 at Oakland Jan. 4, 1970
9 vs. Houston Dec. 23, 1962
9 vs. L.A. Raiders Dec. 28, 1991
9 vs. Baltimore Jan. 9, 2011

Most Gross Passing Yards, Game

378 at Indianapolis Jan. 4, 2014
323 at Buffalo Jan. 23, 1994
314 at Miami Dec. 31, 1994
299 at Houston Jan. 16, 1994
299 vs. Pittsburgh Jan. 8, 1994

Fewest Gross Passing Yards, Game

70 vs. Baltimore Jan. 9, 2011
88 vs. Houston Dec. 23, 1962
79 vs. L.A. Raiders Dec. 28, 1991
107 at Indianapolis Jan. 6, 2007

Most Times Sacked, Game

9 at Buffalo Jan. 1, 1967
7 at San Diego Jan. 2, 1993
6 vs. Houston Dec. 23, 1962
6 vs. Green Bay Jan. 15, 1967

Most Passing Touchdowns, Game

4 at Indianapolis Jan. 4, 2014
3 at Houston Jan. 16, 1994
2 Three times; Last at Miami Dec. 31, 1994

Most Interceptions Thrown, Game

4 at Oakland Dec. 22, 1968
4 at Buffalo Jan. 5, 1992
3 vs. Indianapolis Jan. 7, 1996
3 vs. Baltimore Jan. 9, 2011

Interceptions By

Most Interceptions By, Game

5 vs. Houston Dec. 23, 1962
4 at Oakland Jan. 4, 1970
4 vs. L.A. Raiders Dec. 28, 1991
4 at Houston Jan. 9, 2016

Penalties

Most Penalties, Game

10 at Buffalo Jan. 5, 1992
7 Three times; Last vs. Denver Jan. 4, 1998

Fewest Penalties, Game

1 at N.Y. Jets Dec. 28, 1986
2 at Indianapolis Jan. 6, 2007
2 at Indianapolis Jan. 4, 2014
3 Twice; Last vs. Indianapolis Jan. 7, 1996

Most Yards Penalized, Game

65 vs. Denver Jan. 4, 1998
63 at N.Y. Jets Dec. 20, 1969
62 at San Diego Jan. 2, 1993

Fewest Yards Penalized, Game

5 at N.Y. Jets Dec. 28, 1986
13 at Indianapolis Jan. 6, 2007
15 at Miami Dec. 31, 1994
15 at Indianapolis Jan. 4, 2014
20 vs. L.A. Raiders Dec. 28, 1991

Fumbles

Most Fumbles, Game

5 at Oakland Jan. 4, 1970
3 Three times; Last, vs. Miami Dec. 31, 1994

Most Fumbles Lost, Game

4 at Oakland Jan. 4, 1970
2 vs. Miami Dec. 25, 1971
2 vs. Baltimore Jan. 9, 2011

Most Turnovers, Game

5 vs. Baltimore Jan. 9, 2011
4 at Oakland Dec. 22, 1968
4 at Oakland Jan. 4, 1970
4 vs. Miami Dec. 25, 1971

4 at Buffalo Jan. 5, 1992

4 vs. Indianapolis Jan. 7, 1996

Playoff Team Defensive Records



* - Playoff Game ** - Super Bowl

Scoring

Fewest Points Allowed, Game

0	at Houston	Jan. 9, 2016
6	at N.Y. Jets	Dec. 20, 1969
6	vs. L.A. Raiders	Dec. 28, 1991

Most Points Allowed, Game

45	at Indianapolis	Jan. 4, 2014
41	at Oakland	Dec. 22, 1968
38	vs. Indianapolis	Jan. 11, 2004
37	at Buffalo	Jan. 5, 1992
35	vs. Green Bay	Jan. 15, 1967
35	at N.Y. Jets	Dec. 28, 1986

Fewest Touchdowns Allowed, Game

0	at N.Y. Jets	Dec. 20, 1969
0	vs. L.A. Raiders	Dec. 28, 1991
0	at Houston	Jan. 9, 2016

Most Touchdowns Allowed, Game

6	at Indianapolis	Jan. 4, 2014
5	vs. Green Bay	Jan. 15, 1967
5	at Oakland	Dec. 22, 1968
5	at N.Y. Jets	Dec. 28, 1986
5	vs. Indianapolis	Jan. 11, 2004

First Downs

Fewest First Downs Allowed, Game

9	at Buffalo	Jan. 1, 1967
13	vs. Minnesota	Jan. 11, 1970
14	at Houston	Jan. 9, 2016
16	Three times; Last vs. Denver	Jan. 4, 1998

Most First Downs Allowed, Game

30	at Buffalo	Jan. 23, 1994
29	at Buffalo	Jan. 5, 1992
28	at Indianapolis	Jan. 6, 2007
28	at Indianapolis	Jan. 4, 2014
27	vs. Indianapolis	Jan. 11, 2004

Net Yards Rushing and Passing

Fewest Net Yards Allowed, Game

226	at Houston	Jan. 9, 2016
233	at Oakland	Jan. 4, 1970
235	at N.Y. Jets	Dec. 20, 1969
239	vs. Minnesota	Jan. 11, 1970
249	vs. Indianapolis	Jan. 7, 1996

Most Net Yards Allowed, Game

536	at Indianapolis	Jan. 4, 2014
454	at Oakland	Dec. 22, 1968
448	at Buffalo	Jan. 5, 1992
435	at Indianapolis	Jan. 6, 2007
434	vs. Indianapolis	Jan. 11, 2004

Rushing

Fewest Rushing Attempts, Game

13	at Buffalo	Jan. 1, 1967
14	at Houston	Jan. 16, 1994
14	at New England	Jan. 16, 2016
19	vs. Minnesota	Jan. 11, 1970
19	at Indianapolis	Jan. 4, 2014

Most Rushing Attempts, Game

46	at Buffalo	Jan. 5, 1992
46	at Buffalo	Jan. 23, 1994
43	vs. Miami	Dec. 25, 1971

Fewest Rushing Yards Allowed, Game

38	at New England	Jan. 16, 2016
39	at Houston	Jan. 16, 1994
40	at Buffalo	Jan. 1, 1967
67	vs. Minnesota	Jan. 11, 1970

Most Rushing Yards Allowed, Game

229	at Buffalo	Jan. 23, 1994
192	at San Diego	Jan. 2, 1993
188	at Indianapolis	Jan. 6, 2007
180	at Buffalo	Jan. 5, 1992

Most Rushing Touchdowns Allowed, Game

3	vs. Green Bay	Jan. 15, 1967
3	at Buffalo	Jan. 23, 1994
2	Four times; Last, vs. Indianapolis	Jan. 11, 2004

Passing

Fewest Passing Attempts Allowed, Game

19	vs. Denver	Jan. 4, 1998
23	at N.Y. Jets	Dec. 28, 1986
23	vs. L.A. Raiders	Dec. 28, 1991
23	at San Diego	Jan. 2, 1993

Most Passing Attempts Allowed, Game

46	vs. Houston	Dec. 23, 1962
45	at Oakland	Jan. 4, 1970
45	at Indianapolis	Jan. 4, 2014
43	at Houston	Jan. 16, 1994
42	at New England	Jan. 16, 2016
42	vs. Pittsburgh	Jan. 16, 1994

Fewest Completions Allowed, Game

10	vs. Denver	Jan. 4, 1998
12	at Buffalo	Jan. 1, 1967
12	vs. L.A. Raiders	Dec. 28, 1991
12	vs. Indianapolis	Jan. 7, 1996

Most Completions Allowed, Game

32	at Houston	Jan. 16, 1994
31	at Indianapolis	Jan. 6, 2007
29	at Indianapolis	Jan. 4, 2014
28	at New England	Jan. 16, 2016
25	vs. Baltimore	Jan. 9, 2011

Fewest Gross Passing Yards Allowed, Game

112	vs. Indianapolis	Jan. 7, 1996
136	at Houston	Jan. 9, 2016
140	vs. L.A. Raiders	Dec. 28, 1991
153	at N.Y. Jets	Dec. 28, 1986
160	at Buffalo	Jan. 23, 1994

Most Passing Yards Allowed, Game

443	at Indianapolis	Jan. 4, 2014
347	at Oakland	Dec. 22, 1968
306	at Houston	Jan. 16, 1994
304	vs. Indianapolis	Jan. 11, 2004
302	at New England	Jan. 16, 2016

Most Passing Touchdowns Allowed, Game

5	at Oakland	Dec. 22, 1968
4	at Indianapolis	Jan. 4, 2014
3	Four times; Last, vs. Indianapolis	Jan. 11, 2004

Sacks

Most Sacks, Game

9	at Houston	Jan. 16, 1994
5	at San Diego	Jan. 2, 1993
4	at Oakland	Jan. 4, 1970
4	at Buffalo	Jan. 1, 1967
4	vs. Baltimore	Jan. 9, 2011

Interceptions

Most Interceptions By, Game

5	vs. Houston	Dec. 23, 1962
4	at Oakland	Jan. 4, 1970
4	vs. L.A. Raiders	Dec. 28, 1991
4	at Houston	Jan. 9, 2016

Playoff Opponent Records



* - Playoff Game ** - Super Bowl

Single Game

Total Points

18	Fred Biletnikoff, Oakland	Dec. 22, 1968
18	Thurman Thomas, Buffalo	Jan. 23, 1994
15	Scott Norwood, Buffalo	Jan. 5, 1992
14	Steve Christie, Buffalo	Jan. 23, 1994

Total Touchdowns

3	Fred Biletnikoff, Oakland	Dec. 22, 1968
3	Thurman Thomas, Buffalo	Jan. 23, 1994
2	Max McGee, Green Bay	Jan. 15, 1967
2	Elijah Pitts, Green Bay	Jan. 15, 1967
2	Warren Wells, Oakland	Dec. 22, 1968
2	Freeman McNeil, N.Y. Jets	Dec. 28, 1986
2	Andre Reed, Buffalo	Jan. 5, 1992
2	Terrell Davis, Denver	Jan. 4, 1998
2	Edgerrin James, Indianapolis	Jan. 11, 2004
2	T.Y. Hilton, Indianapolis	Jan. 4, 2014
2	Donald Brown, Indianapolis	Jan. 4, 2014
2	Rob Gronkowski, New England	Jan. 16, 2016

Field Goals

3	Scott Norwood, Buffalo	Jan. 5, 1992
3	Steve Christie, Buffalo	Jan. 23, 1994
3	Adam Vinatieri, Indianapolis	Jan. 6, 2007
3	Billy Cundiff, Baltimore	Jan. 9, 2011
2	George Blanda, Oakland	Dec. 22, 1968
2	Jim Turner, N.Y. Jets	Dec. 20, 1969
2	Garo Yepremian, Miami	Dec. 25, 1971
2	Jeff Jaeger, L.A. Raiders	Dec. 28, 1991
2	Al Del Greco, Houston	Jan. 16, 1994
2	Pete Stoyanovich, Miami	Dec. 31, 1994
2	Stephen Gostkowski, New England	Jan. 16, 2016

Pass Attempts (All 40+)

46	George Blanda, Houston	Dec. 23, 1962
45	Andrew Luck, Indianapolis	Jan. 4, 2014
43	Warren Moon, Houston	Jan. 16, 1994
42	Neil O'Donnell, Pittsburgh	Jan. 8, 1994
42	Tom Brady, New England	Jan. 16, 2016
40	Joe Namath, N.Y. Jets	Dec. 20, 1969

Pass Completions

32	Warren Moon, Houston	Jan. 16, 1994
31	Peyton Manning, Indianapolis	Jan. 6, 2007
29	Andrew Luck, Indianapolis	Jan. 4, 2014
28	Tom Brady, New England	Jan. 16, 2016
25	Joe Flacco, Baltimore	Jan. 9, 2011

23	George Blanda, Houston	Dec. 23, 1962
23	Jim Kelly, Buffalo	Jan. 5, 1992
23	Neil O'Donnell, Pittsburgh	Jan. 8, 1994

Passing Yards (All 300+)

443	Andrew Luck, Indianapolis	Jan. 4, 2014
345	Daryle Lamonica, Oakland	Dec. 22, 1968
306	Warren Moon, Houston	Jan. 16, 1994
304	Peyton Manning, Indianapolis	Jan. 11, 2004
302	Tom Brady, New England	Jan. 16, 2016

Long Pass

69	Jack Kemp	
	to Elbert Dubenion, Buffalo	Jan. 1, 1967

Touchdown Passes

5	Daryle Lamonica, Oakland	Dec. 22, 1968
4	Andrew Luck, Indianapolis	Jan. 4, 2014
3	Pat Ryan, N.Y. Jets	Dec. 28, 1986
3	Jim Kelly, Buffalo	Jan. 5, 1992
3	Neil O'Donnell, Pittsburgh	Jan. 8, 1994
3	Peyton Manning, Indianapolis	Jan. 11, 2004

Interceptions Thrown

5	George Blanda, Houston	Dec. 23, 1962
4	Todd Marinovich, L.A. Raiders	Dec. 28, 1991
4	Brian Hoyer, Houston	Jan. 9, 2016
3	Joe Namath, N.Y. Jets	Dec. 20, 1969
3	Daryle Lamonica, Oakland	Jan. 4, 1970
3	Jim Kelly, Buffalo	Jan. 5, 1992
3	Peyton Manning, Indianapolis	Jan. 6, 2007
3	Andrew Luck, Indianapolis	Jan. 4, 2014

Rushing Attempts

33	Thurman Thomas, Buffalo	Jan. 23, 1994
31	Freeman McNeil, N.Y. Jets	Dec. 28, 1986
26	Edgerrin James, Indianapolis	Jan. 11, 2004
25	Leroy Thompson, Pittsburgh	Jan. 8, 1993
25	Terrell Davis, Denver	Jan. 4, 1998
25	Joseph Addai, Indianapolis	Jan. 6, 2007

Rushing Yards (All 100+)

186	Thurman Thomas, Buffalo	Jan. 23, 1994
135	Freeman McNeil, N.Y. Jets	Dec. 28, 1986
125	Edgerrin James, Indianapolis	Jan. 11, 2004
122	Joseph Addai, Indianapolis	Jan. 6, 2007
119	Marion Butts, San Diego	Jan. 2, 1993
107	Nick Bell, L.A. Raiders	Dec. 28, 1991
101	Terrell Davis, Denver	Jan. 4, 1998
100	Thurman Thomas, Buffalo	Jan. 5, 1992

Rushing Touchdowns

3	Thurman Thomas, Buffalo	Jan. 23, 1994
2	Elijah Pitts, Green Bay	Jan. 15, 1967
2	Freeman McNeil, N.Y. Jets	Dec. 28, 1986
2	Terrell Davis, Denver	Jan. 4, 1998
2	Edgerrin James, Indianapolis	Jan. 11, 2004

Long Run

54	Marion Butts, San Diego	Jan. 2, 1993
----	-------------------------	--------------

Pass Receptions

13	T.Y. Hilton, Indianapolis	Jan. 4, 2014
10	Todd Heap, Baltimore	Jan. 9, 2011
10	Julian Edelman, New England	Jan. 16, 2016
9	Haywood Jeffires, Houston	Jan. 16, 1994
9	Dallas Clark, Indianapolis	Jan. 6, 2007
8	Charles Smith, Oakland	Jan. 4, 1970
7	Max McGee, Green Bay	Jan. 15, 1967
7	Fred Biletnikoff, Oakland	Dec. 22, 1968
7	John Henderson, Minnesota	Jan. 1, 1970
7	Paul Warfield, Miami	Dec. 25, 1971
7	Jeff Graham, Pittsburgh	Jan. 8, 1994
7	Joseph Addai, Indianapolis	Jan. 6, 2007
7	Rob Gronkowski, New England	Jan. 16, 2016

Receiving Yards (All 100+)

224	T.Y. Hilton, Indianapolis	Jan. 4, 2014
180	Fred Biletnikoff, Oakland	Dec. 22, 1968
140	Paul Warfield, Miami	Dec. 25, 1971
138	Max McGee, Green Bay	Jan. 15, 1967
127	Bobby Burnett, Buffalo	Jan. 11, 1967
111	John Henderson, Minnesota	Jan. 11, 1970
108	Todd Heap, Baltimore	Jan. 9, 2011
103	Dallas Clark, Indianapolis	Jan. 6, 2007
100	Andre Reed, Buffalo	Jan. 5, 1992

100	Julian Edelman, New England	Jan. 16, 2016
-----	-----------------------------	---------------

Touchdown Receptions

3	Fred Biletnikoff, Oakland	Dec. 22, 1968
2	Max McGee, Green Bay	Jan. 15, 1967
2	Warren Wells, Oakland	Dec. 22, 1968
2	Andre Reed, Buffalo	Jan. 5, 1992
2	T.Y. Hilton, Indianapolis	Jan. 4, 2014
2	Rob Gronkowski, New England	Jan. 16, 2016

Interceptions Made

2	Kirby Jackson, Buffalo	Jan. 5, 1992
---	------------------------	--------------

Long Interception Return

50	Willie Wood, Green Bay	Jan. 15, 1967
----	------------------------	---------------

Long Punt Return

26	Russell Copeland, Buffalo	Jan. 23, 1994
----	---------------------------	---------------

Long Kickoff Return

52	George Atkinson, Oakland	Jan. 4, 1970
----	--------------------------	--------------

Long Punt

64	Reggie Roby, Miami	Jan. 5, 1991
----	--------------------	--------------

Long Field Goal (All 50+)

58	Pete Stoyanovich, Miami	Jan. 5, 1991
50	Adam Vinatieri, Indianapolis	Jan. 6, 2007

Sacks

3	Gerald Williams, Pittsburgh	Jan. 8, 1994
3	Whitney Mercilus, Houston	Jan. 9, 2016



CHIEFS

SUPERLATIVES

THIS IS CHIEFS KINGDOM

SUPERLATIVES

100-YARD PASS RECEIVERS (223)

	Date	Opponent	Player	Rec.	Yds.	Avg.	LG	TD	Result
1.	10/2/60	N.Y. Titans	Johnny Robinson	3	120	40.0	72	0	L, 35-37
2.	12/18/60	Buffalo	Johnny Robinson	4	130	32.5	74t	1	W, 24-7
3.	9/24/61	@ Oakland	Chris Burford	6	101	16.8	32	1	W, 42-35
4.	11/3/61	@ Boston	Chris Burford	7	137	19.6	42t	1	L, 21-28
5.	11/12/61	Buffalo	Chris Burford	9	102	11.3	36	0	L, 20-30
6.	12/3/61	@ N.Y. Titans	Abner Haynes	6	127	21.2	43	0	L, 7-28
7.	12/3/61	@ N.Y. Titans	Chris Burford	3	105	35.0	54	0	
8.	12/10/61	Denver	Johnny Robinson	6	112	18.7	45t	1	W, 49-21
9.	10/12/62	@ Boston	Chris Burford	10	171	17.1	31t	1	W, 27-7
10.	10/21/62	N.Y. Titans	Abner Haynes	4	121	30.3	78	1	W, 20-17
11.	11/18/62	@ Denver	Fred Arbanas	3	117	39.0	47t	1	W, 24-3
12.	9/7/63	@ Denver	Frank Jackson	7	149	21.3	81t	2	W, 59-7
13.	9/22/63	@ Buffalo	Chris Burford	11	106	9.6	19t	2	T, 27-27
14.	10/13/63	Buffalo	Chris Burford	10	100	10.0	33t	1	L, 26-35
15.	10/20/63	San Diego	Abner Haynes	8	149	18.6	73t	1	L, 17-38
16.	12/1/63	@ N.Y. Jets	Frank Jackson	6	110	18.3	48	0	L, 0-17
17.	9/13/64	@ Buffalo	Fred Arbanas	6	113	18.8	42	1	L, 17-34
18.	9/27/64	@ Oakland	Abner Haynes	5	117	23.4	56t	1	W, 21-9
19.	10/4/64	Houston	Chris Burford	8	143	17.9	50t	2	W, 28-7
20.	10/4/64	Houston	Fred Arbanas	4	131	32.8	59	0	
21.	10/11/64	@ Denver	Chris Burford	5	108	21.6	36	2	L, 27-33
22.	10/11/64	@ Denver	Fred Arbanas	5	103	20.6	33	1	
23.	11/1/64	Denver	Abner Haynes	5	106	21.2	40	1	W, 49-39
24.	11/1/64	Denver	Curtis McClinton	4	103	25.8	66t	2	
25.	11/29/64	@ N.Y. Jets	Frank Jackson	10	175	17.5	34	0	L, 14-27
26.	12/6/64	Boston	Frank Jackson	7	144	20.6	72	0	L, 24-31
27.	12/13/64	@ San Diego	Frank Jackson	8	142	17.8	64t	4	W, 49-6
28.	11/21/65	@ Boston	Chris Burford	9	120	13.3	34	1	T, 10-10
29.	11/28/65	Houston	Frank Jackson	5	118	23.6	45	1	W, 52-21
30.	12/19/65	Denver	Curtis McClinton	5	213	42.6	69	0	W, 45-35
31.	12/19/65	Denver	Otis Taylor	6	110	18.3	41	1	
32.	9/25/66	@ Boston	Chris Burford	10	155	15.5	31t	3	W, 43-24
33.	10/2/66	Buffalo	Otis Taylor	4	125	31.3	71t	1	L, 14-29
34.	10/8/66	Denver	Otis Taylor	5	103	20.6	55	0	W, 37-10
35.	10/30/66	Houston	Otis Taylor	5	187	37.4	77t	1	W, 48-23
36.	11/13/66	Miami	Otis Taylor	4	113	28.3	89t	1	W, 34-16
37.	11/20/66	Boston	Otis Taylor	9	133	14.8	26	2	T, 27-27
38.	11/27/66	@ N.Y. Jets	Otis Taylor	6	136	22.7	45	0	W, 32-24
39.	11/27/66	@ N.Y. Jets	Chris Burford	8	109	13.6	32	1	
40.	10/15/67	San Diego	Otis Taylor	9	134	14.9	45	0	L, 31-45
41.	9/28/68	Miami	Otis Taylor	3	113	37.7	44	1	W, 48-3
42.	11/3/68	Oakland	Gloster Richardson	2	121	60.5	92t	2	L, 21-38
43.	11/17/68	Boston	Frank Pitts	5	126	25.2	90t	1	W, 31-17
44.	11/28/68	Houston	Frank Pitts	7	124	17.7	43t	2	W, 24-10
45.	12/14/68	@ Denver	Otis Taylor	3	119	39.7	67t	1	W, 30-7
46.	9/14/69	@ San Diego	Otis Taylor	5	111	22.2	55t	2	W, 27-9
47.	10/19/69	Miami	Otis Taylor	4	131	32.8	79	0	W, 17-10
48.	10/26/69	Cincinnati	Mike Garrett	5	101	20.2	41	1	W, 42-22
49.	11/23/69	Oakland	Otis Taylor	6	103	17.2	36	1	L, 24-27
50.	9/20/70	@ Minnesota	Otis Taylor	5	100	20.0	59t	1	L, 10-27
51.	11/1/70	Oakland	Otis Taylor	4	129	32.3	56	1	T, 17-17
52.	10/18/71	Pittsburgh	Otis Taylor	6	190	31.7	82	2	W, 38-16
53.	12/12/71	Oakland	Otis Taylor	8	113	14.1	29t	1	W, 16-14
54.	10/15/72	Cincinnati	Otis Taylor	10	149	14.9	26	1	L, 16-23
55.	9/23/73	@ New England	Otis Taylor	5	115	23.0	46	0	W, 10-7
56.	11/10/74	San Diego	Larry Brunson	9	210	23.3	84t	1	L, 7-14
57.	12/21/75	@ Oakland	Barry Pearson	6	103	17.2	27	1	L, 20-28
58.	10/3/76	@ Buffalo	Larry Brunson	6	106	17.7	24	0	L, 17-50
59.	11/7/76	Pittsburgh	Walter White	6	105	17.5	40	0	L, 0-45
60.	10/21/79	N.Y. Giants	Tony Reed	8	103	12.9	26	0	L, 17-21
61.	10/19/80	@ Denver	Henry Marshall	6	103	17.2	46t	1	W, 23-17
62.	11/23/80	@ St. Louis	Henry Marshall	7	117	16.7	36	0	W, 21-13
63.	12/21/80	@ Baltimore	Henry Marshall	9	176	19.6	75t	2	W, 38-28
	Date	Opponent	Player	Rec.	Yds.	Avg.	LG	TD	Result
64.	12/21/80	@ Baltimore	J.T. Smith	7	129	18.4	37t	1	
65.	9/20/81	San Diego	J.T. Smith	9	140	15.6	33	0	L, 31-42
66.	10/11/81	Oakland	Henry Marshall	6	110	18.3	43	1	W, 27-0
67.	10/11/81	Oakland	Joe Delaney	3	104	34.7	61	0	

68.	11/21/82	@ New Orleans	J.T. Smith	6	101	16.8	51	0	L, 17-27
69.	12/12/82	L.A. Raiders	Al Dixon	6	102	17.0	37	0	L, 16-21
70.	12/19/82	@ Denver	Carlos Carson	3	110	36.7	51	1	W, 37-16
71.	9/4/83	Seattle	Carlos Carson	7	104	14.9	48	1	W, 17-13
72.	9/18/83	@ Washington	Carlos Carson	6	109	18.2	34	0	L, 12-27
73.	10/16/83	N.Y. Giants	Henry Marshall	7	131	18.7	46t	2	W, 38-17
74.	11/6/83	L.A. Raiders	Carlos Carson	5	103	20.6	39	0	L, 20-28
75.	11/20/83	@ Dallas	Carlos Carson	7	135	19.3	48t	2	L, 21-41
76.	11/20/83	@ Dallas	Henry Marshall	8	115	14.4	35	0	
77.	11/27/83	@ Seattle	Carlos Carson	7	149	21.3	35	1	L, 48-51 OT
78.	12/11/83	@ San Diego	Carlos Carson	7	165	23.6	50t	1	L, 38-41
79.	9/9/84	Cincinnati	Anthony Hancock	3	109	36.3	46t	1	W, 27-22
80.	9/23/84	@ Denver	Henry Marshall	8	148	18.5	37	0	L, 0-21
81.	10/14/84	San Diego	Carlos Carson	7	165	23.6	29	0	W, 31-13
82.	10/28/84	Tampa Bay	Carlos Carson	7	131	18.7	56	0	W, 24-20
83.	11/25/84	@ N.Y. Giants	Carlos Carson	5	153	30.6	56	1	L, 27-28
84.	12/2/84	Denver	Carlos Carson	7	126	18.0	36	1	W, 16-13
85.	12/9/84	Seattle	Henry Marshall	8	166	20.8	36	1	W, 34-7
86.	9/8/85	@ New Orleans	Carlos Carson	8	173	21.6	37	2	W, 47-27
87.	9/12/85	L.A. Raiders	Carlos Carson	5	118	23.6	26	1	W, 36-20
88.	12/22/85	San Diego	Stephone Paige	8	309	38.6	84t	2	W, 38-34
89.	11/30/86	Buffalo	Stephone Paige	9	119	13.2	26	1	L, 14-17
90.	10/25/87	@ San Diego	Carlos Carson	9	197	21.9	63t	2	L, 21-42
91.	11/1/87	@ Chicago	Stephone Paige	5	121	24.2	51	1	L, 28-31
92.	11/1/87	@ Chicago	Carlos Carson	7	117	16.7	29t	1	
93.	11/15/87	N.Y. Jets	Jonathan Hayes	5	105	21.0	33	0	L, 9-16
94.	12/13/87	L.A. Raiders	Carlos Carson	4	142	35.5	67t	1	W, 16-10
95.	12/27/87	Seattle	Carlos Carson	4	120	30.0	81t	1	W, 41-20
96.	12/27/87	Seattle	Stephone Paige	8	110	15.7	46t	1	
97.	9/11/88	@ Seattle	Paul Palmer	8	105	13.1	27	0	L, 10-31
98.	9/25/88	San Diego	Paul Palmer	5	122	24.4	71t	2	L, 23-24
99.	10/2/88	@ N.Y. Jets	Carlos Carson	5	162	32.4	80t	1	T, 17-17
100.	10/16/88	L.A. Raiders	Paul Palmer	5	103	20.6	48t	1	L, 17-27
101.	11/20/88	Seattle	Stephone Paige	5	106	21.2	49	0	W, 27-24
102.	12/4/88	N.Y. Jets	Stephone Paige	4	113	28.3	41t	2	W, 38-34
103.	10/29/89	@ Pittsburgh	Stephone Paige	7	163	23.3	50	0	L, 17-23
104.	11/26/89	Houston	Stephone Paige	7	114	16.3	42	0	W, 34-0
105.	12/3/89	Miami	Stephone Paige	7	133	19.0	38	1	W, 26-21
106.	9/17/90	@ Denver	Stephone Paige	10	206	20.6	83t	2	L, 23-24
107.	12/23/90	@ San Diego	Todd McNair	3	111	37.0	65	1	W, 24-21
108.	11/24/91	@ Cleveland	Emile Harry	11	159	14.5	36	1	L, 15-20
109.	12/22/91	@ L.A. Raiders	J.J. Birden	8	188	23.5	57	2	W, 27-21
110.	10/4/92	@ Denver	Willie Davis	5	127	25.4	50t	1	L, 19-20
111.	10/11/92	Philadelphia	Willie Davis	5	167	33.4	74t	1	W, 24-17
112.	10/18/92	@ Dallas	Willie Davis	6	100	16.7	38	0	L, 10-17
113.	11/15/92	Washington	Tim Barnett	6	148	24.7	44t	2	W, 35-16
114.	9/20/93	Denver	Willie Davis	6	139	23.2	35	0	W, 15-7
115.	11/14/93	@ L.A. Raiders	Willie Davis	5	115	23.0	66t	1	W, 31-20
116.	9/4/94	@ New Orleans	Willie Davis	7	109	15.6	42	1	W, 30-17
117.	12/4/94	Denver	Willie Davis	3	107	35.7	62t	1	L, 17-20 OT
118.	12/4/94	Denver	J.J. Birden	7	101	14.4	44	0	
119.	12/12/94	@ Miami	J.J. Birden	10	131	13.1	22t	1	L, 28-45
120.	12/18/94	Houston	Lake Dawson	5	101	20.2	50	1	W, 31-19
121.	9/3/95	@ Seattle	Willie Davis	6	155	25.8	60t	2	W, 34-10
122.	9/24/95	@ Cleveland	Keith Cash	8	111	13.9	38t	1	L, 17-35
123.	9/8/97	@ Oakland	Andre Rison	8	162	20.3	43	1	W, 28-27
124.	11/30/97	San Francisco	Andre Rison	5	117	23.4	45	2	W, 44-9
125.	11/22/98	@ San Diego	Derrick Alexander	5	173	34.6	41	1	L, 37-38
126.	11/29/98	Arizona	Derrick Alexander	6	116	19.3	30t	2	W, 34-24
127.	9/12/99	@ Chicago	Derrick Alexander	6	154	25.7	86t	1	L, 17-20
128.	9/19/99	Denver	Derrick Alexander	6	117	19.5	49	0	W, 26-10
129.	10/31/99	San Diego	Derrick Alexander	2	113	56.5	81t	1	W, 34-0
130.	11/21/99	Seattle	Derrick Alexander	8	101	12.6	25	0	L, 19-30
	Date	Opponent	Player	Rec.	Yds.	Avg.	LG	TD	Result
131.	9/17/00	San Diego	Sylvester Morris	6	112	18.7	36t	3	W, 42-10
132.	9/24/00	@ Denver	Tony Gonzalez	10	127	12.7	17	1	W, 23-22
133.	10/2/00	Seattle	Derrick Alexander	5	153	30.6	73	1	W, 24-17
134.	10/15/00	Oakland	Tony Gonzalez	7	100	14.3	22	1	L, 17-20
135.	10/22/00	St. Louis	Derrick Alexander	5	117	23.4	31	1	W, 54-34
136.	10/22/00	St. Louis	Tony Gonzalez	5	117	23.4	39	1	
137.	10/29/00	@ Seattle	Tony Gonzalez	8	101	12.6	22	0	W, 24-19
138.	10/29/00	@ Seattle	Derrick Alexander	4	137	34.3	59t	2	

139.	11/5/00	@ Oakland	Derrick Alexander	9	139	15.4	48t	2	L, 31-49
140.	11/5/00	@ Oakland	Tony Gonzalez	9	134	14.9	29	0	
141.	11/5/00	@ Oakland	Sylvester Morris	6	102	17.0	47	0	
142.	11/19/00	Buffalo	Derrick Alexander	7	146	20.9	35	0	L, 17-21
143.	12/4/00	@ New England	Tony Gonzalez	11	147	13.4	29	1	L, 24-30
144.	12/4/00	@ New England	Derrick Alexander	5	116	23.2	81t	1	
145.	10/7/01	@ Denver	Tony Gonzalez	8	129	16.1	35	0	L, 6-20
146.	11/29/01	Philadelphia	Priest Holmes	8	100	12.5	37	0	L, 10-23
147.	12/9/01	@ Oakland	Priest Holmes	5	109	21.8	67t	1	L, 26-28
148.	12/30/01	@ Jacksonville	Eddie Kennison	6	121	20.2	50	0	W, 30-26
149.	9/8/02	@ Cleveland	Eddie Kennison	4	120	30.0	64	0	W, 40-39
150.	9/29/02	Miami	Tony Gonzalez	7	140	20.0	42t	3	W, 48-30
151.	11/10/02	@ San Francisco	Eddie Kennison	8	134	16.8	23	0	L, 13-17
152.	11/24/02	@ Seattle	Priest Holmes	7	110	15.7	64t	1	L, 32-39
153.	12/15/02	@ Denver	Dante Hall	5	143	28.6	75t	2	L, 24-31
154.	12/22/02	San Diego	Marc Boerigter	5	144	28.8	99t	2	W, 24-22
155.	10/12/03	@ Green Bay	Tony Gonzalez	4	121	30.0	67	1	W, 40-34 OT
156.	10/12/03	@ Green Bay	Johnnie Morton	6	109	18.2	38	1	
157.	10/26/03	Buffalo	Dante Hall	4	107	26.8	67t	1	W, 38-5
158.	11/9/03	Cleveland	Eddie Kennison	7	115	16.4	36	0	W, 41-20
159.	11/23/03	Oakland	Priest Holmes	6	100	16.7	36	0	W, 27-24
160.	12/7/03	@ Denver	Dante Hall	11	124	11.3	34	0	L, 27-45
161.	12/14/03	Detroit	Derrick Blaylock	5	106	21.2	63t	1	W, 45-17
162.	9/12/04	@ Denver	Eddie Kennison	6	101	16.8	57	0	L, 24-34
163.	9/26/04	Houston	Tony Gonzalez	8	106	13.3	25	1	L, 21-24
164.	10/17/04	@ Jacksonville	Johnnie Morton	7	111	15.9	52	0	L, 16-22
165.	10/31/04	Indianapolis	Tony Gonzalez	8	125	15.6	32	2	W, 45-35
166.	11/7/04	@ Tampa Bay	Tony Gonzalez	9	123	13.7	29	1	L, 31-34
167.	11/7/04	@ Tampa Bay	Eddie Kennison	6	104	17.3	59	0	
168.	11/14/04	@ New Orleans	Eddie Kennison	7	121	17.3	23	1	L, 20-27
169.	11/22/04	New England	Johnnie Morton	5	107	21.4	36	0	L, 19-27
170.	11/28/04	San Diego	Tony Gonzalez	8	105	13.1	27	0	L, 31-34
171.	12/5/04	@ Oakland	Eddie Kennison	8	149	18.6	70t	1	W, 34-27
172.	12/19/04	Denver	Eddie Kennison	7	101	14.4	42	2	W, 45-17
173.	12/25/04	Oakland	Tony Gonzalez	11	124	11.3	26t	2	W, 31-30
174.	1/2/05	@ San Diego	Tony Gonzalez	14	144	10.3	32	0	L, 17-24
175.	1/2/05	@ San Diego	Larry Johnson	8	115	14.4	40	1	
176.	9/26/05	@ Denver	Eddie Kennison	8	112	14.0	26	0	L, 10-30
177.	10/2/05	Philadelphia	Eddie Kennison	7	109	15.6	49	1	L, 31-37
178.	10/16/05	Washington	Priest Holmes	5	100	20.0	60t	1	W, 28-21
179.	10/30/05	@ San Diego	Eddie Kennison	7	115	16.4	33	1	W, 20-7
180.	12/4/05	Denver	Eddie Kennison	4	108	27.0	54	0	W, 31-27
181.	1/1/06	Cincinnati	Eddie Kennison	7	151	21.6	55	0	W, 37-3
182.	10/8/06	@ Arizona	Larry Johnson	6	106	17.7	78	1	W, 23-20
183.	10/22/06	San Diego	Tony Gonzalez	6	138	23.0	57	0	W, 30-27
184.	10/29/06	Seattle	Eddie Kennison	6	132	22.0	51	0	W, 35-28
185.	10/29/06	Seattle	Tony Gonzalez	6	116	19.3	37	0	
186.	12/3/06	@ Cleveland	Eddie Kennison	7	117	16.7	39	1	L, 28-31 OT
187.	12/3/06	@ Cleveland	Tony Gonzalez	9	105	11.7	23t	2	
188.	12/31/06	Jacksonville	Eddie Kennison	6	144	24.0	40	1	W, 35-30
189.	9/30/07	@ San Diego	Dwayne Bowe	8	164	20.5	51t	1	W, 30-16
190.	10/7/07	Jacksonville	Tony Gonzalez	8	100	12.5	22	0	L, 7-17
191.	10/14/07	Cincinnati	Tony Gonzalez	9	102	11.3	26t	2	W, 27-20
192.	11/4/07	Green Bay	Tony Gonzalez	10	109	10.9	25	1	L, 22-33
193.	11/11/07	Denver	Dwayne Bowe	9	105	11.7	23	0	L, 11-27
194.	12/2/07	San Diego	Tony Gonzalez	10	140	14.0	31	0	L, 10-24
195.	12/23/07	@ Detroit	Tony Gonzalez	10	137	13.7	29	0	L, 20-25
196.	10/26/08	@ N.Y. Jets	Dwayne Bowe	6	102	17.0	26	0	L, 24-28
197.	11/9/08	@ San Diego	Tony Gonzalez	10	113	11.3	34t	2	L, 19-20
	Date	Opponent	Player	Rec.	Yds.	Avg.	LG	TD	Result
198.	11/23/08	Buffalo	Tony Gonzalez	10	113	11.3	35	1	L, 31-54
199.	11/30/08	@ Oakland	Tony Gonzalez	8	110	13.8	23	0	W, 20-13
200.	12/21/08	Miami	Jamaal Charles	3	102	34.0	75	0	L, 31-38
201.	12/28/08	@ Cincinnati	Dwayne Bowe	10	103	10.3	32	0	L, 6-16
202.	10/18/09	@ Washington	Dwayne Bowe	6	109	18.2	32	0	W, 14-6
203.	11/22/09	Pittsburgh	Chris Chambers	4	119	29.8	61	0	W, 27-24 OT
204.	12/20/09	Cleveland	Chris Chambers	5	114	22.8	39	1	L, 34-41
205.	10/17/10	@ Houston	Dwayne Bowe	6	108	18.0	42t	2	L, 31-35
206.	11/14/10	@ Denver	Dwayne Bowe	13	186	14.3	24	2	L, 29-49
207.	11/21/10	Arizona	Dwayne Bowe	6	109	18.2	38t	2	W, 31-13
208.	11/28/10	@ Seattle	Dwayne Bowe	13	170	13.1	36t	3	W, 42-24
209.	12/26/10	Tennessee	Dwayne Bowe	6	153	25.5	75t	1	W, 34-14

210.	9/18/11	@ Detroit	Dwayne Bowe	5	101	20.2	45	0	L, 3-48
211.	10/2/11	Minnesota	Dwayne Bowe	5	107	21.4	52t	1	W, 22-17
212.	10/9/11	@ Indianapolis	Dwayne Bowe	7	128	18.3	41t	2	W, 28-24
213.	11/6/11	Miami	Steve Breaston	7	115	16.4	37	0	L, 3-31
214.	9/16/12	@ Buffalo	Dwayne Bowe	8	102	12.8	33t	2	L, 17-35
215.	9/30/12	San Diego	Dwayne Bowe	7	108	15.4	29t	1	L, 20-37
216.	9/19/13	@ Philadelphia	Donnie Avery	7	141	20.1	51	0	W, 26-16
217.	12/15/13	@ Oakland	Jamaal Charles	8	195	24.4	71	4	W, 56-31
218.	12/7/14	@ Arizona	Travis Kelce	7	110	15.7	29	0	L, 14-17
219.	9/13/15	@ Houston	Travis Kelce	6	106	17.7	42t	2	W, 31-24
220.	9/28/15	@ Green Bay	Jeremy Maclin	8	141	17.6	61	1	L, 28-38
221.	10/4/15	@ Cincinnati	Jeremy Maclin	11	148	13.5	44	0	L, 36-21
222.	11/29/15	Buffalo	Jeremy Maclin	9	160	17.8	41	1	W, 30-22
223.	1/9/16	@ Houston	Travis Kelce	8	128	16.0	48	0	W, 30-0

CAREER 100-YARD RECEIVING GAMES

	Player	100-Yard Games
1.	Tony Gonzalez (1997-08)	26
2.	Otis Taylor (1965-75)	19
3.	Carlos Carson (1980-89)	18
4.	Eddie Kennison (2001-07)	17
5.	Dwayne Bowe (2007-14)	15
6.	Chris Burford (1960-67)	12
	Derrick Alexander (1998-01)	12
8.	Stephone Paige (1983-91)	10
9.	Henry Marshall (1976-87)	8
	Willie Davis (1991-95)	8
11.	Frank Jackson (1961-65)	6
12.	Abner Haynes (1960-65)	5
	Priest Holmes (2001-07)	5
14.	Fred Arbanas (1962-70)	4
15.	Johnny Robinson (1960-71)	3
	J.T. Smith (1978-84)	3
	Paul Palmer (1987-88)	3
	J.J. Birden (1990-94)	3
	Dante Hall (2000-06)	3
	Johnnie Morton (2002-04)	3
	Jeremy Maclin (2015)	3
	Travis Kelce	3
23.	Curtis McClinton (1962-69)	2
	Frank Pitts (1965-71)	2
	Larry Brunson (1974-77)	2
	Andre Rison (1997-99)	2
	Sylvester Morris (2000-03)	2
	Larry Johnson (2003-09)	2
	Chris Chambers (2009-10)	2
	Jammal Charles (2008-15)	2
31.	Gloster Richardson (1967-70)	1
	Mike Garrett (1966-70)	1
	Barry Pearson (1974-76)	1
	Walter White (1975-79)	1
	Tony Reed (1977-80)	1
	Joe Delaney (1981-82)	1
	Al Dixon (1979-82)	1
	Anthony Hancock (1982-86)	1
	Jonathan Hayes (1985-93)	1
	Todd McNair (1989-93, '96)	1
	Emile Harry (1986-92)	1
	Tim Barnett (1991-93)	1
	Lake Dawson (1994-97)	1
	Keith Cash (1992-96)	1
	Marc Boerigter (2002-05)	1
	Derrick Blaylock (2001-04)	1
	Donnie Avery (2013-14)	1
	Steve Breaston (2011-12)	1

100-YARD RUSHING/RECEIVING GAMES (5)

	Date	Opponent	Player	Rushing	Receiving	TD	Rec.	Yards	TD	Result
				Att.	Yards					
1.	9/27/64	@ Oakland	Abner Haynes	12	106	0	5	117	1	W, 21-9
2.	10/21/79	N.Y. Giants	Tony Reed	20	106	0	8	103	0	L, 17-21
3.	10/11/81	Oakland	Joe Delaney	28	106	0	3	104	0	W, 27-0
4.	12/9/01	@ Oakland	Priest Holmes	28	168	1	5	109	1	L, 26-28
5.	11/24/02	@ Seattle	Priest Holmes	23	197	2	7	110	1	L, 32-39

100-YARD RUSHERS (193)

	Date	Opponent	Player	Att.	Yds.	Avg.	LG	TD	Result
1.	11/13/60	Denver	Abner Haynes	15	114	7.6	58	1	W, 34-7
2.	11/24/60	@ N.Y. Titans	Abner Haynes	11	157	14.3	67t	2	L, 35-41
3.	9/10/61	San Diego	Jack Spikes	7	109	15.6	74t	1	L, 10-26
4.	10/1/61	Houston	Abner Haynes	19	117	6.2	35	1	W, 26-21
5.	10/1/61	Houston	Jack Spikes	15	146	9.7	73t	3	
6.	10/8/61	@ Denver	Abner Haynes	26	139	5.3	53	0	W, 19-12
7.	11/26/61	Oakland	Abner Haynes	14	158	11.3	33	5	W, 43-11
8.	12/10/61	Denver	Frank Jackson	16	106	6.6	49t	4	W, 49-21
9.	12/17/61	N.Y. Titans	Abner Haynes	19	107	5.6	34	2	W, 35-24
10.	9/8/62	Boston	Abner Haynes	19	122	6.4	30t	4	W, 42-38
11.	9/30/62	Buffalo	Abner Haynes	16	164	10.3	71t	2	W, 41-21
12.	11/11/62	@ N.Y. Titans	Abner Haynes	24	107	4.5	21	2	W, 52-31
13.	11/11/62	@ N.Y. Titans	Curtis McClinton	19	102	5.4	11	1	
14.	11/25/62	Oakland	Abner Haynes	18	112	6.2	33t	2	W, 35-7
15.	11/25/62	Oakland	Curtis McClinton	12	109	9.1	46	0	W, 35-7
16.	12/9/62	Denver	Curtis McClinton	15	105	7.0	69t	1	W, 17-10
17.	11/3/63	@ Oakland	Curtis McClinton	15	101	6.7	36	0	L, 7-10
18.	9/27/64	@ Oakland	Abner Haynes	12	106	8.8	41	0	W, 21-9
19.	11/22/64	@ Houston	Abner Haynes	25	156	6.2	42	0	W, 28-19
20.	11/29/64	@ N.Y. Jets	Abner Haynes	11	120	10.9	80t	2	L, 14-27
21.	10/24/65	@ Houston	Mack Lee Hill	17	130	7.6	30	1	L, 36-38
22.	11/28/65	Houston	Mack Lee Hill	9	119	13.2	66t	1	W, 52-21
23.	9/11/66	@ Buffalo	Bert Coan	11	101	9.2	32	1	W, 42-20
24.	10/23/66	@ Denver	Bert Coan	13	111	8.5	35t	3	W, 56-10
25.	10/30/66	Houston	Mike Garrett	9	102	11.3	77t	1	W, 48-23
26.	12/18/66	@ San Diego	Mike Garrett	25	161	6.4	26	1	W, 27-17
27.	9/24/67	@ Miami	Mike Garrett	20	131	6.5	28	0	W, 24-0
28.	10/29/67	Denver	Mike Garrett	20	101	5.1	20t	2	W, 52-9
29.	11/5/67	N.Y. Jets	Mike Garrett	23	192	8.3	28	1	W, 42-18
30.	12/17/67	@ Denver	Mike Garrett	20	169	8.5	58	0	W, 38-24
31.	9/28/68	@ Miami	Robert Holmes	13	123	9.5	76t	1	W, 48-3
32.	10/20/68	Oakland	Mike Garrett	24	109	4.5	16	0	W, 24-10
33.	11/10/68	@ Cincinnati	Robert Holmes	21	158	7.5	27t	1	W, 16-9
34.	10/26/69	Cincinnati	Warren McVea	17	141	8.3	80t	1	W, 42-22
35.	11/16/69	@ N.Y. Jets	Warren McVea	15	102	6.8	22	1	W, 34-16
36.	11/1/70	Oakland	Ed Podolak	19	108	5.7	39	0	T, 17-17
37.	11/22/70	St. Louis	Ed Podolak	23	112	4.9	32	0	T, 6-6
38.	12/6/70	Denver	Ed Podolak	12	139	11.6	65t	1	W, 16-0
39.	10/24/71	Washington	Ed Podolak	24	110	4.6	21	0	W, 27-20
40.	11/5/72	Oakland	Ed Podolak	27	115	4.3	30	0	W, 27-14
41.	12/10/72	Baltimore	Wendell Hayes	19	104	5.5	16	0	W, 24-10
42.	11/12/73	Chicago	Ed Podolak	28	134	4.8	13	0	W, 19-7
43.	12/2/73	Cleveland	Willie Ellison	20	108	5.4	19	0	T, 20-20
44.	10/27/74	@ San Diego	Woody Green	23	146	6.3	43	1	W, 24-14
45.	11/18/74	@ Denver	Woody Green	18	114	6.3	24	1	W, 42-34
46.	12/8/74	Oakland	Jeff Kinney	21	124	5.9	21	0	L, 6-7
47.	10/12/75	Oakland	Woody Green	24	101	4.2	18	1	W, 42-10
48.	11/23/75	Detroit	Woody Green	19	135	7.1	42	0	W, 24-21 OT
49.	11/23/75	Detroit	MacArthur Lane	16	108	6.8	39	2	
50.	11/28/76	@ San Diego	Ed Podolak	25	127	5.1	12	2	W, 23-20
51.	12/12/76	Cleveland	Ed Podolak	29	137	4.9	22t	4	W, 39-14
52.	10/3/77	Oakland	Tony Reed	12	119	9.9	59	0	L, 28-37
53.	11/13/77	@ Chicago	Ed Podolak	29	102	3.5	14t	2	L, 27-28
54.	9/3/78	@ Cincinnati	Mark Bailey	26	106	4.1	12	0	W, 24-23
55.	9/10/78	Houston	Tony Reed	16	141	8.8	28	1	L, 17-20
56.	9/17/78	@ N.Y. Giants	Tony Reed	14	114	8.1	48	0	L, 10-26
57.	10/1/78	@ Buffalo	MacArthur Lane	17	144	8.5	30	0	L, 13-28
58.	11/12/78	@ San Diego	Arnold Morgado	29	115	4.0	12	2	L, 23-29 OT
59.	11/26/78	San Diego	Ted McKnight	11	104	9.5	22	0	W, 23-0
60.	12/17/78	@ Seattle	Tony Reed	11	121	11.0	62t	1	L, 19-23
61.	9/30/79	@ Seattle	Ted McKnight	12	147	12.3	84t	2	W, 24-6
62.	10/21/79	N.Y. Giants	Tony Reed	20	106	5.3	14	0	L, 17-21
63.	11/18/79	@ Oakland	Mike Williams	28	109	3.9	21	0	W, 24-21
64.	10/4/81	@ New England	Joe Delaney	18	101	5.6	18t	1	L, 17-33
65.	10/11/81	Oakland	Joe Delaney	28	106	3.8	12	0	W, 27-0
	Date	Opponent	Player	Att.	Yds.	Avg.	LG	TD	Result
66.	10/18/81	Denver	Joe Delaney	21	149	7.1	82t	1	W, 24-14
67.	11/1/81	@ San Diego	Joe Delaney	23	117	5.1	19	0	L, 20-22
68.	11/15/81	Houston	Joe Delaney	23	193	6.7	26	1	W, 23-10

69.	11/22/81	Seattle	James Hadnot	10	106	10.6	24	0	W, 40-13
70.	12/20/81	@ Minnesota	Billy Jackson	25	102	4.1	18	0	W, 10-6
71.	12/8/85	Atlanta	Mike Pruitt	16	102	6.4	54	0	W, 38-10
72.	9/13/87	San Diego	Christian Okoye	21	105	5.0	43t	1	W, 20-13
73.	12/27/87	Seattle	Herman Heard	12	107	8.9	37t	1	W, 41-20
74.	11/13/88	Cincinnati	Christian Okoye	16	102	6.4	48	1	W, 31-28
75.	9/24/89	@ San Diego	Christian Okoye	16	112	7.0	59	0	L, 6-21
76.	10/1/89	Cincinnati	Christian Okoye	25	101	4.0	16	1	L, 17-21
77.	10/8/89	@ Seattle	Christian Okoye	30	156	5.2	14	1	W, 20-16
78.	10/22/89	Dallas	Christian Okoye	33	170	5.2	23	2	W, 36-28
79.	10/29/89	@ Pittsburgh	Christian Okoye	23	101	4.4	19	0	L, 17-23
80.	11/5/89	Seattle	Christian Okoye	37	126	3.4	16	1	W, 20-10
81.	12/3/89	Miami	Christian Okoye	32	148	4.6	13	1	W, 26-21
82.	12/10/89	@ Green Bay	Christian Okoye	38	131	3.5	12	1	W, 21-3
83.	9/23/90	@ Green Bay	Christian Okoye	23	122	5.3	32	1	W, 17-3
84.	10/14/90	Detroit	Barry Word	18	200	11.1	53t	2	W, 43-24
85.	12/2/90	@ New England	Barry Word	19	112	5.9	18	0	W, 37-7
86.	12/23/90	@ San Diego	Barry Word	28	106	3.8	14	1	W, 24-21
87.	9/1/91	Atlanta	Christian Okoye	22	143	6.5	48	1	W, 14-3
88.	10/7/91	Buffalo	Christian Okoye	29	122	4.5	14	2	W, 33-6
89.	10/7/91	Buffalo	Harvey Williams	20	103	5.2	21	0	
90.	10/13/91	Miami	Christian Okoye	23	153	6.7	38t	2	W, 42-7
91.	12/14/91	@ San Francisco	Barry Word	17	115	6.8	37	1	L, 14-28
92.	12/22/91	@ L.A. Raiders	Barry Word	35	152	4.3	15	1	W, 27-21
93.	9/20/92	@ Houston	Barry Word	22	114	5.2	13	0	L, 20-23 OT
94.	9/28/92	L.A. Raiders	Barry Word	27	125	4.6	16	0	W, 27-7
95.	12/24/94	@ L.A. Raiders	Marcus Allen	33	132	4.0	14	0	W, 19-9
96.	9/3/95	@ Seattle	Greg Hill	15	109	7.3	27	0	W, 34-10
97.	10/22/95	Denver	Marcus Allen	21	121	5.8	17	1	W, 21-7
98.	12/3/95	@ Oakland	Marcus Allen	21	124	5.9	38	1	W, 29-23
99.	12/24/95	Seattle	Greg Hill	21	113	5.4	16	0	W, 26-3
100.	11/3/96	@ Minnesota	Greg Hill	15	100	6.7	28	2	W, 21-6
101.	11/28/96	@ Detroit	Greg Hill	17	103	6.1	16	0	W, 28-24
102.	9/6/98	Oakland	Donnell Bennett	24	115	4.8	26	1	W, 28-8
103.	12/13/98	Dallas	Bam Morris	27	137	5.1	25	1	W, 20-17
104.	9/19/99	Denver	Kimble Anders	22	142	6.5	46	0	W, 26-10
105.	10/22/00	St. Louis	Kimble Anders	13	102	7.8	69	2	W, 54-34
106.	12/17/00	Denver	Tony Richardson	23	156	6.8	33	1	W, 20-7
107.	9/30/01	@ Washington	Priest Holmes	23	147	6.4	27	2	W, 45-13
108.	10/14/01	Pittsburgh	Priest Holmes	20	150	7.5	26t	2	L, 17-20
109.	11/4/01	@ San Diego	Priest Holmes	30	181	6.0	26	1	W, 25-20
110.	11/25/01	Seattle	Priest Holmes	26	120	4.6	12	0	W, 19-7
111.	12/9/01	@ Oakland	Priest Holmes	28	168	6.0	20	1	L, 26-28
112.	12/16/01	Denver	Priest Holmes	29	121	4.2	14	1	W, 26-23 OT
113.	1/6/02	@ Seattle	Priest Holmes	23	117	5.1	22	0	L, 18-21
114.	9/8/02	@ Cleveland	Priest Holmes	22	122	5.5	26t	4	W, 40-39
115.	9/22/02	@ New England	Priest Holmes	30	180	6.0	25	2	L, 38-41 OT
116.	10/6/02	@ N.Y. Jets	Priest Holmes	23	152	6.6	27	1	W, 29-25
117.	10/20/02	Denver	Priest Holmes	24	113	4.7	14	3	L, 34-37 OT
118.	11/17/02	Buffalo	Priest Holmes	31	104	3.4	15	1	W, 17-16
119.	11/24/02	@ Seattle	Priest Holmes	23	197	8.6	30	2	L, 32-39
120.	12/1/02	Arizona	Priest Holmes	16	113	7.1	21	2	W, 49-0
121.	12/8/02	St. Louis	Priest Holmes	24	132	5.5	17	2	W, 49-10
122.	12/15/02	@ Denver	Priest Holmes	18	161	8.9	56	0	L, 24-31
123.	9/14/03	Pittsburgh	Priest Holmes	26	122	4.7	31t	3	W, 41-20
124.	10/20/03	@ Oakland	Priest Holmes	27	123	4.6	20	1	W, 17-10
125.	11/30/03	@ San Diego	Priest Holmes	31	162	5.2	25	2	W, 28-24
126.	9/12/04	@ Denver	Priest Holmes	26	151	5.8	33t	3	L, 24-34
127.	9/26/04	Houston	Priest Holmes	32	134	4.2	18	0	L, 21-24
128.	10/4/04	@ Baltimore	Priest Holmes	33	125	3.8	16	2	W, 27-24
129.	10/24/04	Atlanta	Priest Holmes	22	139	6.3	16	4	W, 56-10
130.	10/31/04	Indianapolis	Priest Holmes	32	143	4.5	21t	3	W, 45-35
131.	11/14/04	@ New Orleans	Derrick Blaylock	33	186	5.6	24	1	L, 20-27
132.	12/5/04	@ Oakland	Larry Johnson	20	118	5.9	34	1	W, 34-27
	Date	Opponent	Player	Att.	Yds.	Avg.	LG	TD	Result
133.	12/13/04	@ Tennessee	Larry Johnson	7	104	14.9	46t	2	W, 49-38
134.	12/19/04	Denver	Larry Johnson	30	151	5.0	32t	2	W, 45-17
135.	9/11/05	N.Y. Jets	Larry Johnson	9	110	12.2	35t	2	W, 27-7
136.	11/6/05	Oakland	Larry Johnson	22	107	4.9	15t	2	W, 27-23
137.	11/13/05	@ Buffalo	Larry Johnson	27	132	4.9	24	0	L, 3-13
138.	11/20/05	@ Houston	Larry Johnson	36	211	5.9	30	2	W, 45-17
139.	11/27/05	New England	Larry Johnson	31	119	3.8	16	1	W, 26-16

140.	12/4/05	Denver	Larry Johnson	30	140	4.7	30	2	W, 31-27
141.	12/11/05	@ Dallas	Larry Johnson	26	143	5.5	26	3	L, 28-31
142.	12/17/05	@ N.Y. Giants	Larry Johnson	31	167	5.4	28	2	L, 17-27
143.	12/24/05	San Diego	Larry Johnson	32	131	4.1	21	1	W, 20-7
144.	1/1/06	Cincinnati	Larry Johnson	26	201	7.7	49t	3	W, 37-3
145.	9/17/06	@ Denver	Larry Johnson	27	126	4.7	24	0	L, 6-9 OT
146.	10/1/06	San Francisco	Larry Johnson	30	101	3.4	28	2	W, 41-0
147.	10/22/06	San Diego	Larry Johnson	28	132	4.7	22	2	W, 30-27
148.	10/29/06	Seattle	Larry Johnson	39	155	4.0	38	3	W, 35-28
149.	11/5/06	@ St. Louis	Larry Johnson	27	172	6.4	45	1	W, 31-17
150.	11/19/06	Oakland	Larry Johnson	31	154	5.0	18	2	W, 17-13
151.	11/23/06	Denver	Larry Johnson	34	157	4.6	21	1	W, 19-10
152.	12/3/06	@ Cleveland	Larry Johnson	28	110	3.9	24	0	L, 28-31 OT
153.	12/10/06	Baltimore	Larry Johnson	23	120	5.2	47	0	L, 10-20
154.	12/23/06	@ Oakland	Larry Johnson	31	135	4.4	19	1	W, 20-9
155.	12/31/06	Jacksonville	Larry Johnson	33	138	4.2	40	3	W, 35-30
156.	9/30/07	@ San Diego	Larry Johnson	25	123	4.9	37	0	W, 30-16
157.	10/14/07	Cincinnati	Larry Johnson	31	119	3.8	34	1	W, 27-20
158.	10/21/07	@ Oakland	Larry Johnson	24	112	4.7	54	1	W, 12-10
159.	11/25/07	Oakland	Kolby Smith	31	150	4.8	19	2	L, 17-20
160.	9/21/08	@ Atlanta	Larry Johnson	24	121	5.0	48	1	L, 14-38
161.	9/28/08	Denver	Larry Johnson	28	198	7.1	65	2	W, 33-19
162.	11/2/08	Tampa Bay	Jamaal Charles	18	106	5.9	22	0	L, 27-30 (OT)
163.	12/21/08	Miami	Larry Johnson	12	108	9.0	33	1	L, 31-38
164.	11/15/09	@ Oakland	Jamaal Charles	18	103	5.7	44	1	W, 16-10
165.	12/13/09	Buffalo	Jamaal Charles	20	143	7.2	76	1	L, 10-16
166.	12/20/09	Cleveland	Jamaal Charles	25	154	6.2	47	1	L, 34-41
167.	12/27/09	@ Cincinnati	Jamaal Charles	24	102	4.3	14	0	L, 10-17
168.	1/3/10	@ Denver	Jamaal Charles	25	259	10.4	56	2	W, 44-24
169.	10/17/10	@ Houston	Thomas Jones	19	100	5.3	19	1	L, 31-35
170.	10/24/10	Jacksonville	Thomas Jones	20	125	6.3	70	1	W, 42-20
171.	10/31/10	Buffalo	Jamaal Charles	22	177	8.0	32	0	W, 13-10 (OT)
172.	11/28/10	@ Seattle	Jamaal Charles	22	174	7.9	29	1	W, 42-24
173.	12/5/10	Denver	Jamaal Charles	21	116	5.5	16	0	W, 10-6
174.	12/19/10	@ St. Louis	Jamaal Charles	11	126	11.5	80	1	W, 27-13
175.	10/9/11	@ Indianapolis	Jackie Battle	19	119	6.3	24	0	W, 28-24
176.	9/23/12	@ New Orleans	Jamaal Charles	33	233	7.1	91t	1	W, 27-24 (OT)
177.	10/7/12	Baltimore	Jamaal Charles	31	140	4.5	25	0	L, 6-9
178.	11/12/12	@ Pittsburgh	Jamaal Charles	23	100	4.3	12t	1	L, 13-16
179.	11/25/12	Denver	Jamaal Charles	23	107	4.7	15	0	L, 9-17
180.	12/2/12	Carolina	Jamaal Charles	27	127	4.7	16	0	W, 27-21
181.	12/9/12	@ Cleveland	Jamaal Charles	18	165	9.2	80t	1	L, 7-30
182.	12/23/12	Indianapolis	Jamaal Charles	22	226	10.3	86t	1	L, 13-20
183.	12/23/12	Indianapolis	Peyton Hillis	15	101	6.7	16	0	
184.	10/6/13	@ Tennessee	Jamaal Charles	22	108	4.9	19	1	W, 26-17
185.	11/24/13	San Diego	Jamaal Charles	14	115	8.2	46	2	L, 38-41
186.	12/8/13	@ Washington	Jamaal Charles	19	151	7.9	35	2	W, 45-10
187.	12/22/13	Indianapolis	Jamaal Charles	13	106	8.2	31	1	L, 7-23
188.	9/21/14	@ Miami	Knile Davis	32	132	4.1	21	1	W, 34-15
189.	9/29/14	New England	Knile Davis	16	107	6.7	48	0	W, 41-14
190.	11/16/14	Seattle	Jamaal Charles	20	159	8.0	47	2	W, 24-20
191.	9/17/15	Denver	Jamaal Charles	21	125	6.0	34	1	L, 31-24
192.	10/25/15	Pittsburgh	Charcandrick West	22	110	5.0	36	1	W, 23-13
193.	11/29/15	Buffalo	Spencer Ware	19	114	6.0	35	1	W, 30-22

Notes: The Chiefs are 129-53-3 (.705) all-time in regular season games with an individual 100-yard rusher.

The Chiefs are 287-338-9 (.460) all-time in regular season games without an individual 100-yard rusher.

CAREER 100-YARD RUSHING GAMES

	Player	100-Yard Games
1.	Larry Johnson (2003-09)	30
2.	Priest Holmes (2001-07)	24
3.	Jamaal Charles (2008-15)	23
4.	Christian Okoye (1987-92)	14
5.	Abner Haynes (1960-65)	13
6.	Ed Podolak (1967-77)	9
7.	Mike Garrett (1966-70)	7
	Barry Word (1990-92)	7
9.	Tony Reed (1977-80)	5
	Joe Delaney (1981-82)	5
11.	Curtis McClinton (1962-69)	4
	Woody Green (1974-76)	4
	Greg Hill (1994-97)	4
14.	Marcus Allen (1993-97)	3
15.	Jack Spikes (1960-64)	2
	Mack Lee Hill (1964-65)	2
	Bert Coan (1963-68)	2
	Robert Holmes (1968-71)	2
	Warren McVea (1969-73)	2
	MacArthur Lane (1975-78)	2
	Ted McKnight (1977-81)	2
	Kimble Anders (1991-00)	2
	Thomas Jones (2010-11)	2
	Knile Davis (2013-15)	2
	Frank Jackson (1961-65)	1
	Wendell Hayes (1968-74)	1
	Willie Ellison (1973-74)	1
	Jeff Kinney (1972-76)	1
	Mark Bailey (1977-78)	1
	Arnold Morgado (1977-80)	1
	Mike Williams (1979-81)	1
	James Hadnot (1980-83)	1
	Billy Jackson (1981-84)	1
	Mike Pruitt (1985-86)	1
	Herman Heard (1984-89)	1
	Harvey Williams (1991-93)	1
	Donnell Bennett (1994-00)	1
	Bam Morris (1998-99)	1
	Tony Richardson (1995-05)	1
	Derrick Blaylock (2001-04)	1
	Kolby Smith (2007-09)	1
	Jackie Battle (2007-11)	1
	Peyton Hillis (2012)	1
	Charcandrick West (2014-15)	1
	Spencer Ware (2015)	1

300-YARD PASSERS (87)

	Date	Opponent	Player	Att.	Comp.	Yds.	LG	TD	INT	Result
1.	10/2/60	N.Y. Titans	Cotton Davidson	31	19	333	72	1	1	L, 35-37
2.	12/18/60	Buffalo	Cotton Davidson	37	18	334	74t	2	0	W, 24-7
3.	11/3/61	@ Boston	Cotton Davidson	34	18	300	48t	2	2	L, 21-10
4.	10/12/62	@ Boston	Len Dawson	31	16	302	63t	2	2	W, 27-7
5.	10/4/64	Houston	Len Dawson	36	19	320	59	3	3	W, 28-7
6.	11/1/64	Denver	Len Dawson	38	23	435	66t	6	3	W, 49-39
7.	12/12/65	@ Buffalo	Len Dawson	37	23	356	67t	3	1	L, 25-34
8.	11/20/66	Boston	Len Dawson	38	25	324	26t	2	1	T, 27-27
9.	10/15/67	@ San Diego	Len Dawson	37	24	364	53	1	3	L, 31-45
10.	11/17/68	Boston	Len Dawson	31	17	333	90t	3	3	W, 31-17
11.	10/19/69	Miami	Mike Livingston	34	17	308	93t	1	1	W, 17-10
12.	11/10/74	San Diego	Len Dawson	44	26	381	84t	1	1	L, 7-14
13.	11/30/75	@ Baltimore	Len Dawson	36	25	307	51	2	2	L, 14-28
14.	10/3/76	@ Buffalo	Tony Adams	32	17	319	49t	2	3	L, 17-50
15.	10/10/76	@ Washington	Mike Livingston	29	15	332	38	2	2	W, 33-30
16.	12/21/80	@ Baltimore	Bill Kenney	28	17	316	75t	3	0	W, 38-28
17.	9/20/81	San Diego	Bill Kenney	41	22	303	33	1	5	L, 31-42
18.	9/18/83	@ Washington	Bill Kenney	46	20	330	52	0	2	L, 12-27
19.	10/16/83	N.Y. Giants	Bill Kenney	36	25	342	46t	4	1	W, 38-17
20.	10/30/83	@ Denver	Bill Kenney	52	27	365	35	1	2	L, 24-27
21.	11/20/83	@ Dallas	Bill Kenney	39	23	337	48t	2	2	L, 21-41
22.	11/27/83	@ Seattle	Bill Kenney	38	21	311	35	4	0	L, 48-51 OT
23.	12/4/83	Buffalo	Bill Kenney	43	22	306	40	0	2	L, 9-14
24.	12/11/83	@ San Diego	Bill Kenney	41	31	411	50t	4	1	L, 38-41
25.	10/28/84	Tampa Bay	Bill Kenney	46	26	332	56	2	2	W, 24-20
26.	12/9/84	Seattle	Bill Kenney	37	18	312	36	2	0	W, 34-7
27.	9/8/85	@ New Orleans	Bill Kenney	34	22	397	50	3	1	W, 47-27
28.	10/13/85	@ San Diego	Bill Kenney	36	24	304	40	2	2	L, 20-31
29.	10/25/87	@ San Diego	Bill Kenney	37	22	328	63t	2	1	L, 21-42
30.	12/27/87	Seattle	Bill Kenney	35	23	320	81t	3	0	W, 41-20
31.	10/2/88	@ N.Y. Jets	Steve DeBerg	34	17	312	80t	2	2	T, 17-17
32.	10/29/89	@ Pittsburgh	Steve DeBerg	36	24	338	50	1	2	L, 17-23
33.	9/17/90	@ Denver	Steve DeBerg	45	26	395	83t	2	0	L, 23-24
34.	12/2/90	@ New England	Steve DeBerg	21	15	331	86t	2	0	W, 37-7
35.	11/24/91	@ Cleveland	Steve DeBerg	50	30	319	36	1	2	L, 15-20
36.	10/4/92	@ Denver	Dave Krieg	31	22	301	50t	1	0	L, 19-20
37.	11/15/92	Washington	Dave Krieg	29	19	302	44t	2	1	W, 35-16
38.	9/4/94	@ New Orleans	Joe Montana	33	24	315	42	2	0	W, 30-17
39.	9/18/94	@ Atlanta	Joe Montana	39	28	361	35	2	2	W, 30-10
40.	10/9/94	@ San Diego	Joe Montana	55	37	310	25	0	1	L, 6-20
41.	10/17/94	@ Denver	Joe Montana	54	34	393	26	3	1	W, 31-28
42.	12/4/94	Denver	Steve Bono	37	18	323	62t	1	1	L, 17-20 OT
43.	12/12/94	@ Miami	Steve Bono	55	33	314	22t	2	3	L, 28-45
44.	10/9/95	San Diego	Steve Bono	41	27	329	38	2	0	W, 29-23 OT
45.	9/8/97	@ Oakland	Elvis Grbac	35	21	312	43t	2	0	W, 28-27
46.	11/9/97	@ Jacksonville	Rich Gannon	50	29	314	47	0	2	L, 10-24
47.	11/22/98	@ San Diego	Rich Gannon	33	20	304	41	1	1	L, 37-38
48.	11/21/99	Seattle	Elvis Grbac	49	30	320	29	0	1	L, 19-30
49.	10/29/00	@ Seattle	Elvis Grbac	35	22	342	59t	3	3	W, 24-19
50.	11/5/00	@ Oakland	Elvis Grbac	53	39	504	48t	2	2	L, 31-49
51.	11/19/00	Buffalo	Elvis Grbac	48	28	341	35	2	1	L, 17-21
52.	12/4/00	@ New England	Elvis Grbac	46	25	350	81t	3	1	L, 24-30
53.	12/10/00	Carolina	Elvis Grbac	44	31	315	24	1	2	W, 15-14
54.	9/30/01	@ Washington	Trent Green	26	21	307	35	3	0	W, 45-13
55.	10/21/01	@ Arizona	Trent Green	44	21	352	44	1	2	L, 16-24
56.	10/25/01	Indianapolis	Trent Green	43	22	324	35t	3	3	L, 28-35
57.	9/29/02	Miami	Trent Green	34	24	328	46	5	0	W, 48-30
58.	11/24/02	@ Seattle	Trent Green	34	26	343	64t	2	1	L, 32-39
59.	12/15/02	@ Denver	Trent Green	42	18	310	75t	2	0	L, 24-31
60.	12/22/02	San Diego	Trent Green	35	23	337	99t	3	1	W, 24-22
61.	10/12/03	@ Green Bay	Trent Green	45	27	400	67	3	0	W, 40-34 OT
62.	11/9/03	Cleveland	Trent Green	42	29	368	30	3	0	W, 41-20
63.	11/16/03	@ Cincinnati	Trent Green	42	28	313	23	2	0	L, 19-24
64.	12/7/03	@ Denver	Trent Green	47	34	397	42t	1	0	L, 27-45
65.	12/14/03	Detroit	Trent Green	25	20	341	63t	3	0	W, 45-17
	Date	Opponent	Player	Att.	Comp.	Yds.	LG	TD	INT	Result
66.	10/17/04	@ Jacksonville	Trent Green	33	23	315	52	2	1	L, 16-22
67.	10/31/04	Indianapolis	Trent Green	34	27	389	52	3	0	W, 45-35
68.	11/7/04	@ Tampa Bay	Trent Green	42	32	369	59	3	2	L, 31-34

69.	11/14/04	@ New Orleans	Trent Green	33	22	311	29	1	2	L, 20-27
70.	11/22/04	New England	Trent Green	42	27	381	65t	2	1	L, 19-27
71.	12/5/04	@ Oakland	Trent Green	35	23	340	70t	3	1	W, 34-27
72.	12/25/04	Oakland	Trent Green	45	32	358	26t	2	1	W, 31-30
73.	1/2/05	@ San Diego	Trent Green	53	33	373	40	1	4	L, 17-24
74.	10/30/05	@ San Diego	Trent Green	43	31	347	36	2	0	L, 20-28
75.	11/27/05	New England	Trent Green	26	19	323	52t	1	0	W, 26-16
76.	12/11/05	@ Dallas	Trent Green	32	20	340	47t	1	0	L, 28-31
77.	1/1/06	Cincinnati	Trent Green	29	23	344	55	1	0	W, 37-3
78.	10/29/06	Seattle	Damon Huard	25	17	312	51	1	0	W, 35-28
79.	12/23/07	@ Detroit	Damon Huard	36	24	305	34t	2	0	L, 20-25
80.	12/21/08	Miami	Tyler Thigpen	41	20	320	75	2	3	L, 31-38
81.	12/20/09	Cleveland	Matt Cassel	40	22	331	39	2	0	L, 34-41
82.	11/14/10	@ Denver	Matt Cassel	53	33	469	36	4	0	L, 29-49
83.	12/26/10	Tennessee	Matt Cassel	34	24	314	75t	3	0	W, 34-14
84.	12/24/11	Oakland	Kyle Orton	36	21	300	49	1	0	L, 13-16 OT
85.	9/16/12	@ Buffalo	Matt Cassel	42	23	301	33t	2	1	L, 17-35
86.	12/21/14	@ Pittsburgh	Alex Smith	45	31	311	33	0	0	L, 20-12
87.	10/4/15	@ Cincinnati	Alex Smith	45	31	386	44	0	0	L, 36-21

CAREER 300-YARD PASSING GAMES

	Player	Games	Record
1.	Trent Green (2001-06)	24	11-13 (.450)
2.	Bill Kenney (1979-88)	15	6-9 (.400)
3.	Len Dawson (1962-75)	9	4-4-1 (.500)
4.	Elvis Grbac (1997-00)	7	3-4 (.429)
5.	Steve DeBerg (1988-91)	5	1-3-1 (.300)
6.	Joe Montana (1993-94)	4	3-1 (.750)
	Matt Cassel (2009-12)	4	1-3 (.250)
8.	Cotton Davidson (1960-61)	3	1-2 (.333)
	Steve Bono (1994-96)	3	1-2 (.333)
10.	Mike Livingston (1968-79)	2	2-0 (.500)
	Dave Krieg (1992-93)	2	1-1 (.500)
	Rich Gannon (1995-98)	2	0-2 (.000)
	Damon Huard (2004-08)	2	1-1 (.500)
	Alex Smith (2013-15)	2	0-2 (.000)
14.	Tony Adams (1975-78)	1	0-1 (.000)
	Tyler Thigpen (2007-09)	1	0-1 (.000)
	Kyle Orton (2011)	1	0-1 (.000)

OPPONENTS' SUPERLATIVES

100-YARD RECEIVERS (233)

	Date	Opponent	Player	Rec.	Yds.	Avg.	LG	TD	Result
1.	9/10/60	@ L.A. Chargers	Ralph Anderson	5	103	20.6	46t	1	L, 20-21
2.	10/16/60	@ Houston	Bill Groman	10	140	14.0	21	1	L, 10-20
3.	11/6/60	@ Buffalo	Elbert Dubenion	8	161	20.1	43	1	W, 45-28
4.	11/24/60	@ N.Y. Titans	Don Maynard	10	179	17.9	45t	1	L, 35-41
5.	10/1/61	Houston	Charley Hennigan	3	101	33.7	63t	1	W, 26-21
6.	10/8/61	@ Denver	Lionel Taylor	7	120	17.1	34	1	W, 19-12
7.	10/15/61	@ Buffalo	Glenn Bass	4	159	39.8	76t	1	L, 24-27
8.	10/22/61	@ Houston	Bill Groman	4	123	30.8	80t	2	L, 7-38
9.	10/22/61	@ Houston	Charley Hennigan	4	108	27.0	66t	1	
10.	11/19/61	@ San Diego	Dave Kocourek	7	169	24.1	61t	1	L, 14-24
11.	11/19/61	@ San Diego	Don Norton	6	120	20.0	42	0	
12.	12/3/61	@ N.Y. Titans	Dick Christy	6	145	24.2	68	0	L, 7-28
13.	10/21/62	N.Y. Titans	Art Powell	7	134	19.1	49	1	W, 20-17
14.	10/21/62	N.Y. Titans	Don Maynard	4	102	25.5	62	0	
15.	12/2/62	@ Buffalo	Ernie Warlick	9	117	13.0	20	1	L, 14-23
16.	12/9/62	Denver	Lionel Taylor	7	110	15.7	41	0	W, 17-10
17.	9/22/63	@ Buffalo	Elbert Dubenion	5	100	20.0	28	0	T, 27-27
18.	10/20/63	San Diego	Lance Alworth	9	232	25.8	72t	2	L, 17-38
19.	11/17/63	@ Boston	Tony Romeo	10	149	14.9	39	1	T, 24-24
20.	11/17/63	@ Boston	Jim Coclough	9	137	15.2	38	0	
21.	10/18/64	Buffalo	Elbert Dubenion	5	122	24.4	55t	2	L, 22-35
22.	11/1/64	Denver	Hewritt Dixon	5	121	24.2	62t	1	W, 49-39
23.	11/1/64	Denver	Al Denson	3	113	37.7	82t	1	
24.	11/15/64	San Diego	Lance Alworth	5	169	33.8	59	1	L, 14-28
25.	11/22/64	Houston	Charley Hennigan	8	111	13.9	30	2	W, 28-19
26.	11/14/65	San Diego	Lance Alworth	6	181	30.2	52	1	W, 31-7
27.	12/12/65	@ Buffalo	Bo Roberson	6	127	21.2	66t	2	L, 25-34
28.	10/16/66	Oakland	Hewritt Dixon	5	129	25.8	76t	2	L, 13-34
29.	11/6/66	San Diego	Lance Alworth	6	101	16.8	46t	2	W, 24-14
30.	11/20/66	Boston	Art Graham	11	134	12.2	38t	2	T, 27-27
31.	10/8/67	Miami	Jack Clancy	6	102	17.0	28	0	W, 41-0
32.	10/15/67	San Diego	Gary Garrison	4	108	27.0	50	0	L, 31-45
33.	10/29/67	Denver	Al Denson	4	107	26.8	48t	1	W, 52-9
34.	11/5/67	N.Y. Jets	Bill Mathis	9	135	15.0	30	1	W, 42-18
35.	11/23/67	Oakland	Fred Biletnikoff	6	158	26.3	56	1	L, 22-44
36.	12/17/67	@ Denver	Eric Crabtree	6	129	21.5	76	1	W, 38-24
37.	9/9/68	@ Houston	Alvin Reed	4	107	26.8	46	0	W, 26-21
38.	9/15/68	N.Y. Jets	Don Maynard	8	203	25.4	57t	2	L, 19-20
39.	9/22/68	Denver	Eric Crabtree	7	113	16.1	46	0	W, 34-2
40.	10/5/68	@ Buffalo	Haven Moses	5	108	21.6	41	1	W, 18-7
41.	11/3/68	@ Oakland	Fred Biletnikoff	6	129	21.5	82	0	L, 21-38
42.	11/28/68	Houston	Jim Beirne	4	103	25.8	66t	1	W, 24-10
43.	12/14/68	@ Denver	Mike Haffner	4	122	30.5	52	1	W, 30-7
44.	11/16/69	@ N.Y. Jets	Don Maynard	9	137	15.2	29	1	W, 34-16
45.	10/25/70	Dallas	Bob Hayes	2	100	50.0	89t	1	L, 16-27
46.	11/8/70	Houston	Roy Hopkins	6	101	16.8	43	0	W, 24-9
47.	12/20/70	@ San Diego	Gary Garrison	5	149	29.8	67	0	L, 13-31
48.	10/24/71	Washington	Charley Taylor	7	125	17.9	49	2	W, 27-20
49.	10/31/71	@ Oakland	Fred Biletnikoff	7	128	18.3	29	1	T, 20-20
50.	11/21/71	Denver	Jerry Simmons	6	153	25.5	47	0	W, 28-10
51.	11/5/72	Oakland	Fred Biletnikoff	10	114	11.4	21	0	W, 27-14
52.	10/21/73	@ Cincinnati	Isaac Curtis	8	106	13.3	21	0	L, 6-14
53.	11/25/73	@ Denver	Haven Moses	5	108	21.6	40t	2	L, 10-14
54.	9/21/75	@ Denver	Rick Upchurch	3	153	51.0	90t	1	L, 33-37
55.	11/2/75	Houston	Ken Burrough	7	177	25.3	77t	2	L, 13-17
56.	12/14/75	@ Cleveland	Reggie Rucker	6	130	21.7	40t	1	L, 14-20
57.	10/10/76	@ Washington	Frank Grant	8	138	17.3	37	1	W, 33-30
58.	10/17/76	@ Miami	Nat Moore	5	106	21.2	39	0	W, 20-17 OT
59.	10/17/76	@ Miami	Howard Twilley	8	104	13.0	20	1	
60.	10/3/77	Oakland	Dave Casper	7	101	14.4	26	0	L, 28-37
61.	10/1/78	@ Buffalo	Bob Chandler	7	116	16.6	44	2	L, 13-28
62.	11/5/78	Oakland	Dave Casper	7	112	16.0	34	0	L, 10-20
63.	11/12/78	@ San Diego	John Jefferson	7	130	18.6	46t	2	L, 23-29 OT
	Date	Opponent	Player	Rec.	Yds.	Avg.	LG	TD	Result
64.	12/3/78	Buffalo	Frank Lewis	7	126	18.0	40t	1	W, 14-10
65.	12/10/78	@ Denver	Riley Odums	7	165	23.6	34t	2	L, 3-24
66.	9/2/79	Baltimore	Joe Washington	13	130	10.0	31	0	W, 14-10
67.	10/14/79	Denver	Haven Moses	4	107	26.8	56	1	L, 10-24

68.	10/21/79	N.Y. Giants	Earnest Gray	4	107	26.8	53t	1	L, 17-21
69.	10/28/79	@ Denver	Riley Odoms	7	114	16.3	26	0	L, 3-20
70.	11/25/79	@ San Diego	Charlie Joiner	9	123	13.7	24t	1	L, 7-28
71.	12/2/79	Seattle	Steve Largent	9	120	13.3	28	0	W, 37-21
72.	9/21/80	@ Cleveland	Charles White	7	100	14.3	31t	1	L, 13-20
73.	9/6/81	@ Pittsburgh	John Stallworth	6	107	17.8	28	0	W, 37-33
74.	9/27/81	@ Seattle	David Hughes	12	103	8.6	22	0	W, 20-14
75.	10/4/81	@ New England	Stanley Morgan	4	118	29.5	66t	1	L, 17-33
76.	10/18/81	Denver	Rick Upchurch	5	138	27.6	63	0	W, 28-14
77.	12/6/81	@ Denver	Steve Watson	2	103	51.5	86	0	L, 13-16
78.	12/5/82	@ Pittsburgh	John Stallworth	4	107	26.8	74t	2	L, 14-35
79.	12/12/82	L.A. Raiders	Cliff Branch	5	111	22.2	42	0	L, 16-21
80.	12/26/82	San Francisco	Dwight Clark	4	104	26.0	51	0	L, 13-26
81.	10/16/83	N.Y. Giants	Earnest Gray	8	111	13.9	31	0	W, 38-17
82.	10/30/83	@ Denver	Rick Upchurch	6	143	23.8	36	0	L, 24-27
83.	10/30/83	@ Denver	Steve Watson	6	121	20.2	46t	1	
84.	11/13/83	Cincinnati	Cris Collinsworth	7	118	16.9	32	1	W, 20-15
85.	12/11/83	@ San Diego	Kellen Winslow	14	162	11.6	37t	3	L, 38-41
86.	9/2/84	@ Pittsburgh	Louis Lipps	6	183	30.5	80t	2	W, 37-27
87.	9/2/84	@ Pittsburgh	John Stallworth	8	167	20.9	51	1	
88.	9/16/84	L.A. Raiders	Malcolm Barnwell	8	129	16.1	42	0	L, 20-22
89.	10/28/84	Tampa Bay	Kevin House	10	100	10.0	18	1	W, 24-20
90.	11/11/84	Houston	Tim Smith	8	107	13.4	25	0	L, 16-17
91.	9/12/85	L.A. Raiders	Todd Christensen	11	116	10.5	30	1	W, 36-20
92.	10/13/85	@ San Diego	Charlie Joiner	6	118	19.7	39t	1	L, 20-31
93.	11/10/85	Pittsburgh	John Stallworth	7	126	18.0	41	1	L, 28-36
94.	12/1/85	@ Seattle	Steve Largent	7	101	14.4	31	1	L, 6-24
95.	12/14/85	@ Denver	Vance Johnson	6	116	19.3	48	1	L, 13-14
96.	9/13/87	San Diego	Lionel James	6	100	16.7	26	0	W, 20-13
97.	10/18/87	Denver*	Bobby Micho	9	105	11.7	26t	2	L, 17-26
98.	12/13/87	L.A. Raiders	James Lofton	5	112	22.4	42	0	W, 16-10
99.	10/2/88	@ N.Y. Jets	Mickey Shuler	12	152	12.7	24	0	T, 17-17
100.	12/4/88	N.Y. Jets	Al Toon	5	102	20.4	42	1	W, 38-34
101.	10/29/89	@ Pittsburgh	Louis Lipps	7	130	18.6	64t	2	L, 17-23
102.	12/3/89	Miami	Mark Clayton	9	128	14.2	47	1	W, 26-21
103.	12/24/89	@ Miami	Mark Clayton	6	102	17.0	35	1	W, 27-24
104.	9/17/90	@ Denver	Vance Johnson	6	150	25.0	49	0	L, 23-24
105.	10/14/90	Detroit	Barry Sanders	5	135	27.0	47t	1	W, 43-24
106.	12/16/90	Houston	Haywood Jeffries	9	245	27.2	87t	1	L, 10-27
107.	10/13/91	Miami	Tony Martin	4	104	26.0	54	0	W, 42-7
108.	10/28/91	L.A. Raiders	Mervyn Fernandez	3	107	35.7	59	0	W, 24-21
109.	11/10/91	@ L.A. Rams	Henry Ellard	8	160	20.0	27	1	W, 27-20
110.	10/4/92	@ Denver	Shannon Sharpe	9	118	13.1	48	0	L, 19-20
111.	9/20/93	Denver	Derek Russell	6	104	17.3	36	0	W, 15-7
112.	10/17/93	@ San Diego	Anthony Miller	6	105	17.5	43	1	W, 17-14
113.	10/31/93	@ Miami	Michael Ingram	4	103	25.8	77t	1	L, 10-30
114.	9/4/94	@ New Orleans	Quinn Early	8	101	12.6	30	0	W, 30-17
115.	9/18/94	@ Atlanta	Terrance Mathis	13	123	9.5	21	0	W, 30-10
116.	10/30/94	@ Buffalo	Andre Reed	5	106	21.2	57	2	L, 10-44
117.	11/27/94	@ Seattle	Brian Blades	7	141	20.1	34	0	L, 9-10
118.	9/3/95	@ Seattle	Brian Blades	8	107	13.4	23	1	W, 34-10
119.	9/10/95	N.Y. Giants	Chris Calloway	5	100	20.0	37	1	W, 20-17 OT
120.	11/23/95	@ Dallas	Michael Irvin	11	121	11.0	33t	1	L, 12-24
121.	12/3/95	@ Oakland	Tim Brown	10	150	15.0	30	1	W, 29-23
122.	9/22/96	Denver	Shannon Sharpe	9	131	14.6	29	0	W, 17-14
123.	10/7/96	Pittsburgh	Charles Johnson	6	125	20.8	45	0	L, 7-17
124.	11/24/96	San Diego	Tony Martin	5	148	29.6	55	2	L, 14-28
125.	11/28/96	@ Detroit	Brett Perriman	8	131	16.4	44	0	W, 28-24
126.	12/15/96	Indianapolis	Marvin Harrison	6	103	17.2	37t	3	L, 19-24
127.	8/31/97	@ Denver	Rod Smith	5	122	24.4	78	0	L, 3-19
128.	9/8/97	@ Oakland	Tim Brown	11	155	14.1	26	0	W, 28-27
129.	9/14/97	Buffalo	Andre Reed	4	113	28.3	77t	1	W, 22-16
130.	9/21/97	@ Carolina	Rae Carruth	8	110	13.8	36	0	W, 35-14
	Date	Opponent	Player	Rec.	Yds.	Avg.	LG	TD	Result
131.	11/9/97	@ Jacksonville	Jimmy Smith	4	112	28.0	75	0	L, 10-24
132.	11/16/97	Denver	Rod Smith	7	114	16.3	43	0	W, 24-22
133.	11/1/98	N.Y. Jets	Wayne Chrebet	6	101	16.8	56	0	L, 17-20
134.	11/29/98	Arizona	Frank Sanders	6	100	16.7	40	0	W, 34-24
135.	12/6/98	@ Denver	Rod Smith	8	165	20.6	58	0	L, 31-35
136.	12/6/98	@ Denver	Ed McCaffrey	6	103	17.2	48	1	
137.	12/26/98	@ Oakland	Tim Brown	10	140	14.0	27	1	W, 31-24
138.	10/10/99	New England	Tony Simmons	7	107	15.3	39	0	W, 16-14

139.	11/14/99	@ Tampa Bay	Jacquez Green	7	164	23.4	54	1	L, 10-17
140.	11/21/99	Seattle	Sean Dawkins	5	114	22.8	45t	1	L, 19-30
141.	12/5/99	@ Denver	Rod Smith	8	106	13.3	34	0	W, 16-10
142.	1/2/00	Oakland	Tim Brown	6	122	20.3	42	0	L, 38-41 OT
143.	9/3/00	Indianapolis	Marvin Harrison	9	115	12.8	31	0	L, 14-27
144.	9/10/00	@ Tennessee	Kevin Dyson	6	104	17.3	30t	1	L, 14-17 OT
145.	9/24/00	@ Denver	Rod Smith	8	134	16.8	25	0	W, 23-22
146.	10/22/00	St. Louis	Isaac Bruce	8	129	16.1	42	2	W, 54-34
147.	12/4/00	@ New England	Troy Brown	12	119	9.9	23	1	L, 24-30
148.	12/10/00	Carolina	Mushin Muhammad	8	102	12.8	23	0	W, 15-14
149.	12/17/00	@ Denver	Rod Smith	6	101	16.8	34	0	W, 20-17
150.	9/9/01	Oakland	Tim Brown	8	133	16.6	33t	1	L, 24-27
151.	10/7/01	@ Denver	Rod Smith	8	110	13.8	32	1	L, 6-20
152.	10/21/01	@ Arizona	David Boston	7	131	18.7	49	1	L, 16-24
153.	12/16/01	Denver	Rod Smith	8	100	12.5	21	1	W, 26-23 OT
154.	12/30/01	@ Jacksonville	Keenan McCardell	7	132	18.9	44	1	W, 30-26
155.	9/8/02	@ Cleveland	Quincy Morgan	9	151	16.8	44t	2	W, 40-39
156.	9/22/02	@ New England	Troy Brown	16	176	11.0	38	1	L, 38-41 OT
157.	9/22/02	@ New England	David Patten	7	108	15.4	38t	1	
158.	9/29/02	Miami	Chris Chambers	6	102	17.0	38	0	W, 48-30
159.	10/6/02	@ N.Y. Jets	Laveranues Coles	8	116	14.5	21	0	W, 29-25
160.	10/13/02	@ San Diego	Curtis Conway	8	129	16.1	25	0	L, 34-35
161.	10/20/02	Denver	Shannon Sharpe	12	214	17.8	82t	2	L, 34-37 OT
162.	10/27/02	Oakland	Tim Brown	13	144	11.1	25	0	W, 20-10
163.	11/24/02	@ Seattle	Koren Robinson	8	168	21.0	44	1	L, 32-39
164.	9/14/03	Pittsburgh	Hines Ward	9	146	16.2	50	0	W, 41-20
165.	9/14/03	Pittsburgh	Plaxico Burress	7	115	16.4	33t	1	
166.	9/21/03	@ Houston	Andre Johnson	7	102	14.6	43t	2	W, 42-14
167.	10/5/03	Denver	Rod Smith	8	131	16.4	21	0	W, 24-23
168.	11/16/03	@ Cincinnati	Peter Warrick	7	114	19.0	77t	1	L, 19-24
169.	12/20/03	@ Minnesota	Randy Moss	7	111	15.9	30t	2	L, 20-45
170.	10/31/04	Indianapolis	Reggie Wayne	6	119	19.8	41t	2	W, 45-35
171.	10/31/04	Indianapolis	Marvin Harrison	5	119	23.8	52t	2	
172.	11/14/04	@ New Orleans	Joe Horn	5	167	33.4	57	1	L, 20-27
173.	11/22/04	New England	Deion Branch	6	105	17.5	26t	1	L, 19-27
174.	12/5/04	@ Oakland	Ronald Curry	9	141	15.7	34t	2	W, 34-27
175.	12/13/04	@ Tennessee	Drew Bennett	12	233	19.4	42t	3	W, 49-38
176.	9/11/05	N.Y. Jets	Chris Baker	7	124	17.7	33	1	W, 27-7
177.	9/18/05	@ Oakland	Randy Moss	5	127	25.4	64t	1	W, 23-17
178.	10/2/05	Philadelphia	Terrell Owens	11	171	15.5	30	1	L, 31-37
179.	10/16/05	Washington	Santana Moss	10	173	17.3	78t	2	W, 28-21
180.	10/30/05	@ San Diego	Antonio Gates	10	145	14.5	45t	3	L, 20-28
181.	12/11/05	@ Dallas	Terry Glenn	6	138	23.0	71t	1	L, 28-31
182.	11/5/06	@ St. Louis	Steven Jackson	13	133	10.2	20	0	W, 31-17
183.	12/10/06	Baltimore	Mark Clayton	5	112	22.4	87t	1	L, 10-20
184.	12/23/06	@ Oakland	Ronald Curry	11	106	9.6	24	0	W, 20-9
185.	12/31/06	Jacksonville	Matt Jones	5	104	20.8	39	0	W, 35-30
186.	9/9/07	@ Houston	Andre Johnson	7	142	20.3	77t	1	L, 3-20
187.	10/14/07	Cincinnati	T.J. Houshmandzadeh	8	145	18.1	42t	2	W, 27-20
188.	12/9/07	@ Denver	Brandon Marshall	10	115	11.5	22	2	L, 7-41
189.	9/7/08	@ New England	Randy Moss	6	116	19.3	51	1	L, 10-17
190.	9/21/08	@ Atlanta	Roddy White	5	119	23.8	70t	1	L, 14-38
191.	9/28/08	Denver	Eddie Royal	9	104	11.6	28	0	W, 33-19
192.	10/26/08	@ N.Y. Jets	Jerricho Cotchery	9	102	11.3	24	0	L, 24-28
193.	11/2/08	Tampa Bay	Antonio Bryant	8	115	14.4	24t	1	L, 27-30 OT
194.	11/16/08	New Orleans	Lance Moore	8	102	12.8	47t	1	L, 20-30
195.	11/23/08	Buffalo	Lee Evans	5	110	22.0	51	0	L, 31-54
196.	9/27/09	@ Philadelphia	DeSean Jackson	6	149	24.8	64	1	L, 14-34
197.	9/27/09	@ Philadelphia	Brent Celek	8	104	13.0	35	1	
	Date	Opponent	Player	Rec.	Yds.	Avg.	LG	TD	Result
198.	10/4/09	N.Y. Giants	Steve Smith	11	134	12.2	25	2	L, 16-27
199.	10/11/09	Dallas	Miles Austin	10	250	25.0	60	2	L, 20-26 OT
200.	10/25/09	San Diego	Vincent Jackson	5	142	28.4	51	1	L, 7-37
201.	11/8/09	@ Jacksonville	Mike Sims-Walker	6	147	24.5	61	1	L, 21-24
202.	11/22/09	Pittsburgh	Hines Ward	10	128	12.8	33	1	W, 27-24 OT
203.	11/29/09	@ San Diego	Antonio Gates	7	118	16.9	22	2	L, 14-43
204.	1/3/10	@ Denver	Jabar Gaffney	14	213	15.2	29	0	W, 44-24
205.	9/13/10	San Diego	Legedu Naanee	5	110	22.0	59t	1	W, 21-14
206.	9/26/10	San Francisco	Frank Gore	9	102	11.3	41	0	W, 31-10
207.	10/17/10	@ Houston	Andre Johnson	8	138	17.3	44	1	L, 31-35
208.	11/7/10	@ Oakland	Jacoby Ford	6	148	24.7	47	0	L, 20-23 OT
209.	11/28/10	@ Seattle	Ben Obomanu	5	159	31.8	87t	1	W, 42-24

210.	10/9/11	@ Indianapolis	Pierre Garcon	5	125	25.0	67t	2	W, 28-24
211.	10/31/11	San Diego	Malcom Floyd	5	107	21.4	39	0	W, 23-20 OT
212.	11/6/11	Miami	Brandon Marshall	8	106	13.3	30	1	L, 3-31
213.	9/9/12	Atlanta	Julio Jones	6	108	18.0	31	2	L, 24-40
214.	10/14/12	@ Tampa Bay	Mike Williams	4	113	28.3	62t	1	L, 10-38
215.	12/2/12	Carolina	Steve Smith	5	120	24.0	53	1	W, 27-21
216.	12/30/12	@ Denver	Demaryius Thomas	7	122	17.4	36	1	L, 3-38
217.	9/15/13	Dallas	Dez Bryant	9	141	15.7	53	1	W, 17-16
218.	9/29/13	N.Y. Giants	Victor Cruz	10	164	16.4	69	1	W, 31-7
219.	10/27/13	Cleveland	Josh Gordon	5	132	26.4	47	1	W, 23-17
220.	11/17/13	@ Denver	Demaryius Thomas	5	121	24.2	70	0	L, 27-17
221.	11/24/13	San Diego	Keenan Allen	9	124	13.8	29	0	L, 38-41
222.	12/1/13	Denver	Demaryius Thomas	3	106	35.3	77	0	L, 28-35
223.	12/1/13	Denver	Eric Decker	8	174	21.8	41	4	L, 28-35
223.	9/14/14	@ Denver	Emmanuel Sanders	8	108	13.5	21	1	L, 24-17
224.	9/29/14	New England	Brandon LaFell	6	119	19.8	44	1	W, 41-14
225.	11/9/14	N.Y. Jets	Percy Harvin	11	129	11.7	42	0	W, 24-10
226.	9/13/15	@ Houston	Nate Washington	6	105	17.5	32	0	W, 27-20
227.	9/17/15	Denver	Demaryius Thomas	8	116	14.5	22	0	L, 31-24
228.	9/28/15	@ Green Bay	James Jones	7	139	19.9	52	1	L, 38-28
229.	10/18/15	@ Minnesota	Stefon Diggs	7	129	18.4	31	0	L, 10-16
230.	10/25/15	Pittsburgh	Antonio Brown	6	124	20.7	41	0	W, 23-13
231.	11/29/15	Buffalo	Sammy Watkins	6	158	26.3	48	2	W, 30-22
232.	12/20/15	@ Baltimore	Kamar Aiken	8	128	16.0	48	1	W, 34-14
233.	1/16/16	@ New England	Julian Edelman	10	100	10.0	14	0	L, 27-20

* Replacement game

CAREER 100-YARD RECEIVING GAMES

Player	Team	100-Yard Games	Player	Team	100-Yard Games
1. Rod Smith	Denver	9	Andre Johnson	Houston	3
2. Tim Brown	Oakland/L.A. Raiders	6	Haven Moses	Buffalo/Denver	3
3. Fred Biletnikoff	Oakland	4	Randy Moss	Min./Oak./N.E.	3
Don Maynard	N.Y. Jets/Titans	4	Shannon Sharpe	Denver	3
John Stallworth	Pittsburgh	4	Rick Upchurch	Denver	3
Demaryius Thomas	Denver	4			
6. Lance Alworth	San Diego	3			
Elbert Dubenion	Buffalo	3			
Marvin Harrison	Indianapolis	3			
Charley Hennigan	Houston	3			

100-YARD RUSHERS (186)

	Date	Opponent	Player	Rec.	Yds.	Avg.	LG	TD	Result
1.	9/10/61	San Diego	Paul Lowe	13	108	8.3	87t	1	L, 10-26
2.	11/4/62	Houston	Charles Tolar	24	110	4.6	23	0	L, 6-14
3.	10/20/63	San Diego	Keith Lincoln	10	127	12.7	76t	1	L, 17-38
4.	11/3/63	Oakland	Clem Daniels	31	122	3.9	25	0	L, 7-10
5.	12/20/64	N.Y. Jets	Matt Snell	16	103	6.4	23	1	W, 24-7
6.	11/28/65	Houston	Ode Burrell	14	121	8.6	48t	2	W, 52-21
7.	11/20/66	Boston	Jim Nance	22	107	4.9	13	0	T, 27-27
8.	9/9/67	@ Houston	Hoyle Granger	13	101	7.7	18	1	W, 25-20
9.	10/15/67	@ San Diego	Dick Post	15	124	8.3	67t	1	L, 31-45
10.	11/19/67	San Diego	Dick Post	18	108	6.0	22	1	L, 16-17
11.	11/10/68	@ Cincinnati	Paul Robinson	24	115	4.8	36	0	W, 16-9
12.	10/25/70	Dallas	Duane Thomas	20	134	6.7	47t	2	L, 16-27
13.	9/17/72	Miami	Larry Csonka	21	118	5.6	17	1	L, 10-20
14.	11/12/72	@ Pittsburgh	Franco Harris	17	134	7.9	45	1	L, 7-16
15.	9/16/73	L.A. Rams	Jim Bertelsen	28	143	5.1	49	0	L, 13-23
16.	9/16/73	L.A. Rams	Lawrence McCutcheon	21	120	5.7	19	0	
17.	10/14/73	@ Green Bay	John Brockington	15	106	7.1	33	0	T, 10-10
18.	10/21/73	@ Cincinnati	Boobie Clark	26	104	4.0	11	1	L, 6-14
19.	11/29/73	@ Buffalo	O.J. Simpson	39	157	4.0	22	2	L, 14-23
20.	12/2/73	Cleveland	Greg Pruitt	15	110	7.3	65t	1	T, 20-20
21.	12/8/73	@ Oakland	Marv Hubbard	25	115	4.6	31t	1	L, 7-37
22.	9/15/74	N.Y. Jets	John Riggins	22	116	5.3	29	0	W, 24-16
23.	10/27/74	@ San Diego	Don Woods	22	154	7.0	53	1	W, 24-14
24.	9/28/75	N.Y. Jets	John Riggins	27	145	5.4	20	2	L, 24-30
25.	9/28/75	N.Y. Jets	Carl Garrett	16	135	8.4	40	1	
26.	11/16/75	@ Pittsburgh	Franco Harris	17	119	7.0	29	0	L, 3-28
27.	11/30/75	@ Baltimore	Lydell Mitchell	26	178	6.8	70t	1	L, 14-28
28.	12/7/75	San Diego	Rickey Young	25	124	4.9	14	2	L, 20-28
29.	12/14/75	@ Cleveland	Greg Pruitt	26	214	8.2	50	3	L, 14-20
30.	9/26/76	New Orleans	Tony Galbreath	14	146	10.5	74t	2	L, 17-27
31.	9/26/76	New Orleans	Chuck Muncie	25	126	5.0	33t	0	
32.	10/3/76	@ Buffalo	O.J. Simpson	24	130	5.4	49	2	L, 17-50
33.	10/3/76	@ Buffalo	Jeff Kinney	17	114	6.7	18	1	
34.	10/24/76	Denver	Otis Armstrong	16	101	6.3	22	1	L, 26-35
35.	11/7/76	Pittsburgh	Franco Harris	23	117	5.1	25t	2	L, 0-45
36.	11/7/76	Pittsburgh	Rocky Bleier	15	102	6.8	23	0	
37.	11/21/76	Cincinnati	Archie Griffin	13	139	10.1	77t	1	L, 24-27
38.	9/18/77	@ New England	Sam Cunningham	23	105	4.6	11	0	L, 17-21
39.	10/3/77	Oakland	Mark van Eeghen	24	116	4.8	26	0	L, 28-37
40.	10/3/77	Oakland	Clarence Davis	15	102	6.8	37t	2	
41.	10/30/77	@ Cleveland	Greg Pruitt	18	153	8.5	78t	1	L, 7-44
42.	11/13/77	@ Chicago	Walter Payton	33	192	5.8	32	3	L, 27-28
43.	11/20/77	Denver	Otis Armstrong	21	120	5.7	17	0	L, 7-14
44.	11/27/77	@ Houston	Rob Carpenter	14	149	10.6	77	0	L, 20-34
45.	11/27/77	@ Houston	Ronnie Coleman	15	101	6.6	22	0	
46.	9/10/78	Houston	Earl Campbell	22	111	5.0	22	2	L, 17-20
47.	11/5/78	Oakland	Arthur Whittington	26	134	5.1	25t	1	L, 10-20
48.	11/12/78	@ San Diego	Lydell Mitchell	29	144	5.0	25	0	L, 23-29 OT
49.	12/17/78	@ Seattle	Al Hunter	27	133	4.9	55t	2	L, 19-23
50.	9/16/79	@ Houston	Earl Campbell	32	131	4.1	22	1	L, 6-20
51.	12/16/79	@ Tampa Bay	Ricky Bell	39	137	3.5	14	0	L, 0-3
52.	10/12/80	Houston	Earl Campbell	38	178	4.7	22	1	W, 21-20
53.	10/26/80	Detroit	Billy Sims	28	155	5.5	45t	2	W, 20-17
54.	11/16/80	@ San Diego	Mike Thomas	27	109	4.0	13	2	L, 7-20
55.	11/23/80	@ St. Louis	Ottis Anderson	16	107	6.7	44	1	W, 21-13
56.	11/30/80	Cincinnati	Pete Johnson	17	112	6.6	57t	1	L, 6-20
57.	11/21/82	@ New Orleans	George Rogers	33	123	3.7	18	1	L, 17-27
58.	11/28/82	@ L.A. Rams	Wendell Tyler	25	138	5.5	24	2	L, 14-20
59.	9/12/83	San Diego	Chuck Muncie	27	110	4.1	16	1	L, 14-17
60.	10/2/83	St. Louis	Ottis Anderson	21	106	5.0	39t	1	W, 38-14
61.	11/20/83	@ Dallas	Tony Dorsett	18	108	6.0	32t	2	L, 21-41
62.	11/27/83	@ Seattle	Curt Warner	32	207	6.5	28t	3	L, 48-51 OT
63.	12/4/83	Buffalo	Joe Cribbs	36	185	5.1	24	0	L, 9-14
64.	9/23/84	@ Denver	Sammy Winder	31	139	4.4	13	1	L, 0-21
65.	10/7/84	N.Y. Jets	Freeman McNeil	19	107	5.6	16	0	L, 16-17
	Date	Opponent	Player	Rec.	Yds.	Avg.	LG	TD	Result
66.	11/11/84	Houston	Larry Moriarty	29	117	4.0	9	0	L, 16-17
67.	10/6/85	@ L.A. Raiders	Marcus Allen	29	126	4.3	20	0	L, 10-19
68.	11/3/85	@ Houston	Butch Woolfolk	14	101	7.2	43	1	L, 20-23

69.	11/17/85	@ San Francisco	Wendell Tyler	16	111	6.9	21	0	L, 3-31
70.	12/8/85	Atlanta	Gerald Riggs	26	197	7.6	50	1	W, 38-10
71.	10/26/86	Tampa Bay	James Wilder	25	110	4.4	24	1	W, 27-20
72.	11/2/86	@ San Diego	Gary Anderson	25	100	4.0	13	0	W, 24-23
73.	11/30/86	Buffalo	Robb Riddick	27	118	4.4	13	0	L, 14-17
74.	9/20/87	@ Seattle	John L. Williams	15	112	7.5	48	1	L, 14-43
75.	11/8/87	Pittsburgh	Earnest Jackson	23	125	5.4	28	0	L, 16-17
76.	11/15/87	N.Y. Jets	Freeman McNeil	26	184	7.1	30	0	L, 9-16
77.	9/25/88	San Diego	Gary Anderson	23	131	5.7	30t	1	L, 23-24
78.	10/2/88	@ N.Y. Jets	Freeman McNeil	22	154	7.0	28	0	T, 17-17
79.	10/9/88	@ Houston	Mike Rozier	27	141	5.2	13	0	L, 6-7
80.	12/11/88	@ N.Y. Giants	Joe Morris	31	140	4.5	16	0	L, 12-28
81.	12/18/88	@ San Diego	Gary Anderson	34	217	6.4	36	1	L, 13-24
82.	12/17/89	San Diego	Marion Butts	39	176	4.5	17	0	L, 13-20
83.	9/17/90	@ Denver	Bobby Humphrey	19	132	6.9	37t	2	L, 23-24
84.	9/29/91	@ San Diego	Rod Bernstine	26	112	4.3	15	1	W, 14-13
85.	11/17/91	Denver	Gaston Green	24	133	5.5	60t	1	L, 20-24
86.	10/25/92	Pittsburgh	Barry Foster	24	105	4.4	12	1	L, 3-27
87.	11/22/92	@ Seattle	Chris Warren	20	154	7.7	35	1	W, 24-14
88.	12/26/93	@ Minnesota	Scottie Graham	33	166	5.0	31	1	L, 10-30
89.	1/2/94	Seattle	John L. Williams	16	102	6.4	38	1	W, 34-24
90.	9/25/94	L.A. Rams	Jerome Bettis	35	132	3.8	14	0	L, 0-16
91.	10/9/94	@ San Diego	Natrone Means	19	125	6.6	25	1	L, 6-20
92.	10/23/94	Seattle	Chris Warren	19	117	6.2	41	0	W, 38-23
93.	12/12/94	@ Miami	Bernie Parmalee	19	127	6.7	47t	1	L, 28-45
94.	9/22/96	Denver	Terrell Davis	19	141	7.4	65t	2	W, 17-14
95.	10/7/96	Pittsburgh	Jerome Bettis	27	103	3.8	15	1	L, 7-17
96.	12/9/96	@ Oakland	Napoleon Kaufman	8	109	13.6	45	0	L, 7-26
97.	8/31/97	@ Denver	Terrell Davis	26	101	3.9	16	1	L, 3-19
98.	11/3/97	Pittsburgh	Jermome Bettis	17	103	6.1	30	0	W, 13-10
99.	11/16/97	Denver	Terrell Davis	34	127	3.7	18	0	W, 24-22
100.	9/13/98	@ Jacksonville	James Stewart	26	103	4.0	17	1	L, 16-21
101.	9/20/98	San Diego	Natrone Means	22	165	7.5	72t	1	W, 23-7
102.	10/11/98	@ New England	Robert Edwards	23	104	4.5	33	1	L, 10-40
103.	10/26/98	Pittsburgh	Jerome Bettis	33	119	3.6	13	0	L, 13-20
104.	11/8/98	@ Seattle	Ricky Watters	24	105	4.4	13	2	L, 12-24
105.	11/16/98	Denver	Terrell Davis	18	111	6.2	41t	1	L, 7-30
106.	12/20/98	@ N.Y. Giants	Gary Brown	25	103	4.1	13	1	L, 7-28
107.	11/7/99	@ Indianapolis	Edgerrin James	20	109	5.5	27	0	L, 17-25
108.	11/21/99	Seattle	Ricky Watters	24	107	4.5	45	2	L, 19-30
109.	12/12/99	Minnesota	Robert Smith	21	118	5.6	22	0	W, 31-28
110.	9/3/00	Indianapolis	Edgerrin James	28	124	4.4	30	1	L, 14-27
111.	11/5/00	@ Oakland	Tyrone Wheatley	20	112	5.6	38	1	L, 31-49
112.	11/12/00	@ San Francisco	Charlie Garner	25	102	4.1	19	1	L, 7-21
113.	12/24/00	@ Atlanta	Jamal Anderson	28	107	3.8	23	0	L, 13-29
114.	10/7/01	@ Denver	Mike Anderson	22	155	7.0	62t	0	L, 6-20
115.	10/14/01	Pittsburgh	Jerome Bettis	19	112	5.9	30	0	L, 17-20
116.	10/25/01	Indianapolis	Edgerrin James	27	102	3.8	20	0	L, 28-35
117.	11/11/01	@ N.Y. Jets	Curtis Martin	20	113	5.7	25t	3	L, 7-27
118.	12/23/01	San Diego	LaDainian Tomlinson	27	145	5.4	34	0	W, 20-17
119.	12/30/01	@ Jacksonville	Stacey Mack	16	125	7.8	54	1	W, 30-26
120.	1/6/02	@ Seattle	Shaun Alexander	20	127	6.4	44t	1	L, 18-21
121.	9/15/02	Jacksonville	Fred Taylor	20	114	5.7	63t	1	L, 16-23
122.	10/6/02	@ N.Y. Jets	Curtis Martin	21	119	5.7	35	1	W, 29-25
123.	11/17/02	Buffalo	Travis Henry	24	126	5.3	22	0	W, 17-16
124.	11/24/02	@ Seattle	Shaun Alexander	23	145	6.3	46t	2	L, 32-39
125.	12/15/02	@ Denver	Clinton Portis	21	130	6.2	51t	3	L, 24-31
126.	12/22/02	San Diego	LaDainian Tomlinson	24	131	5.5	34	0	W, 24-22
127.	12/28/02	@ Oakland	Charlie Garner	29	135	4.7	14	1	L, 0-24
128.	9/28/03	@ Baltimore	Jamal Lewis	26	115	4.4	17	1	W, 17-10
129.	10/5/03	Denver	Clinton Portis	23	141	6.1	65t	1	W, 24-23
130.	10/12/03	@ Green Bay	Ahman Green	26	139	5.3	26	1	W, 40-34 OT
131.	10/26/03	Buffalo	Travis Henry	22	124	5.6	23	0	W, 38-5
132.	11/16/03	@ Cincinnati	Rudi Johnson	22	165	7.5	54	0	L, 19-24
	Date	Opponent	Player	Rec.	Yds.	Avg.	LG	TD	Result
133.	11/30/03	@ San Diego	LaDainian Tomlinson	19	106	5.6	55	1	W, 28-24
134.	12/7/03	@ Denver	Clinton Portis	22	218	9.9	59t	5	L, 27-45
135.	12/14/03	Detroit	Shawn Bryson	18	105	5.8	39	1	W, 45-17
136.	12/20/03	@ Minnesota	Onterio Smith	21	146	7.0	47	3	L, 20-45
137.	9/12/04	@ Denver	Quentin Griffin	23	156	6.8	47t	2	L, 24-34
138.	9/19/04	Carolina	DeShaun Foster	32	174	5.4	71	1	L, 17-28
139.	11/7/04	@ Tampa Bay	Michael Pittman	15	128	8.5	78t	3	L, 31-34

140.	11/14/04	@ New Orleans	Deuce McAllister	16	127	7.9	28	1	L, 20-27
141.	12/17/05	@ N.Y. Giants	Tiki Barber	29	220	7.6	55	2	L, 17-27
142.	10/15/06	@ Pittsburgh	Willie Parker	21	109	5.2	25	2	L, 7-45
143.	12/17/06	@ San Diego	LaDainian Tomlinson	25	199	8.0	85t	2	L, 9-20
144.	9/16/07	@ Chicago	Cedric Benson	24	101	4.2	13	0	L, 10-20
145.	9/23/07	Minnesota	Adrian Peterson	25	102	4.1	16	1	W, 13-10
146.	9/30/07	@ San Diego	LaDainian Tomlinson	20	132	6.6	37	1	W, 30-16
147.	11/11/07	Denver	Selvin Young	20	109	5.5	34	1	L, 11-27
148.	11/25/07	Oakland	Justin Fargas	22	139	6.3	21	1	L, 17-20
149.	12/2/07	San Diego	LaDainian Tomlinson	23	177	7.7	34	2	L, 10-24
150.	12/9/07	@ Denver	Selvin Young	17	156	9.2	50	0	L, 7-41
151.	12/23/07	@ Detroit	T.J. Duckett	15	102	6.8	53	1	L, 20-25
152.	9/14/08	Oakland	Darren McFadden	21	164	7.8	50	1	L, 8-23
153.	9/21/08	@ Atlanta	Michael Turner	23	104	4.5	38	3	L, 14-38
154.	10/5/08	@ Carolina	DeAngelo Williams	20	123	6.2	32t	2	L, 0-34
155.	10/19/08	Tennessee	Chris Johnson	18	168	9.3	66t	1	L, 10-34
156.	10/19/08	Tennessee	LenDale White	17	149	8.8	80t	3	
157.	12/28/08	@ Cincinnati	Cedric Benson	25	111	4.4	14	1	L, 6-16
158.	9/13/09	@ Baltimore	Ray Rice	19	108	5.7	22	0	L, 24-38
159.	10/18/09	@ Washington	Clinton Portis	15	109	7.3	78	0	W, 14-6
160.	11/15/09	@ Oakland	Michael Bush	14	119	8.5	60	0	W, 16-10
161.	12/6/09	Denver	Correll Buckhalter	12	113	9.4	26	0	L, 13-44
162.	12/20/09	Cleveland	Jerome Harrison	34	286	8.4	71	3	L, 34-41
163.	12/27/09	@ Cincinnati	Cedric Benson	29	133	4.6	32	0	L, 10-17
164.	11/14/10	@ Denver	Knowshon Moreno	22	106	4.8	14	0	L, 29-49
165.	12/5/10	Denver	Knowshon Moreno	23	161	7.0	24	0	W, 10-6
166.	1/2/11	Oakland	Michael Bush	25	137	5.5	26t	1	L, 10-31
167.	9/11/11	Buffalo	Fred Jackson	20	112	5.6	24	0	L, 7-41
168.	12/11/11	@ N.Y. Jets	Shonn Greene	24	129	5.4	31	1	L, 10-37
169.	1/1/12	@ Denver	Willis McGahee	28	145	5.2	15	0	W, 10-3
170.	9/16/12	@ Buffalo	C.J. Spiller	15	123	8.2	38	2	L, 17-35
171.	10/7/12	Baltimore	Ray Rice	17	102	6.0	37	0	L, 6-9
172.	10/28/12	Oakland	Darren McFadden	29	114	3.9	28	0	L, 16-26
173.	11/18/12	Cincinnati	BenJarvus Green-Ellis	25	101	4.0	21	1	L, 6-28
174.	12/16/12	@ Oakland	Darren McFadden	30	110	3.7	19	0	L, 0-15
175.	9/19/13	@ Philadelphia	LeSean McCoy	20	158	7.9	41t	1	W, 26-16
176.	11/3/13	@ Buffalo	C.J. Spiller	12	116	9.7	61	0	W, 23-13
177.	12/1/13	Denver	Monte Ball	13	117	9.0	45	0	L, 28-35
178.	12/29/13	@ San Diego	Ryan Matthews	24	144	6.0	44	0	L, 24-27
179.	9/21/14	@ Miami	Lamar Miller	15	108	7.2	24	0	W, 34-15
180.	10/5/14	@ San Francisco	Frank Gore	18	107	5.9	14	0	L, 22-17
181.	11/16/14	Seattle	Marshawn Lynch	24	124	5.2	17	0	W, 24-20
182.	11/20/14	@ Oakland	Latavius Murray	4	112	28.0	90	2	L, 24-20
183.	11/30/14	Denver	C.J. Anderson	32	168	5.3	20	0	L, 29-16
184.	12/7/14	@ Arizona	Ryan Williams	19	100	5.3	16	0	L, 14-17
185.	10/25/15	Pittsburgh	Le'Veon Bell	17	121	7.1	42	0	W, 23-13
186.	12/27/15	Cleveland	Johnny Manziel	11	108	9.8	34	0	W, 17-13

CAREER 100-YARD RUSHING GAMES

Player	Team	100-Yard Games	Player	Team	100-Yard Games
1. LaDainian Tomlinson	San Diego	6	Earl Campbell	Houston	3
2. Jerome Bettis	L.A. Rams/Pittsburgh	5	Franco Harris	Pittsburgh	3
3. Terrell Davis	Denver	4	Edgerrin James	Indianapolis	3
Clinton Portis	Denver/Washington	4	Freeman McNeil	New York Jets	3
5. Gary Anderson	San Diego	3	Greg Pruitt	Cleveland	3
Cedric Benson	Chicago/Cincinnati	3	Darren McFadden	Oakland	3

300-YARD PASSERS (88)

	Date	Opponent	Player	Att.	Comp.	Yds.	LG	TD	INT	Result
1.	11/24/60	@ N.Y. Titans	Al Dorow	33	21	301	45t	2	1	L, 35-41
2.	11/19/61	@ San Diego	Jack Kemp	27	15	357	61t	2	1	L, 14-24
3.	10/13/63	Buffalo	Jack Kemp	24	12	300	89t	2	2	L, 26-35
4.	11/17/63	@ Boston	Babe Parilli	47	25	354	39	1	1	T, 24-24
5.	12/6/64	Boston	Babe Parilli	41	20	300	58t	3	1	L, 24-31
6.	10/24/65	@ Houston	George Blanda	33	19	304	64t	4	0	L, 36-38
7.	10/16/66	Oakland	Tom Flores	24	14	301	76t	3	0	L, 13-34
8.	10/15/67	San Diego	John Hadl	32	17	307	60t	2	1	L, 31-45
9.	9/9/68	@ Houston	Pete Beathard	48	23	413	59t	2	3	W, 26-21
10.	9/15/68	N.Y. Jets	Joe Namath	29	17	302	57t	2	1	L, 19-20
11.	11/16/69	@ N.Y. Jets	Joe Namath	40	24	327	40t	2	3	W, 34-16
12.	9/21/75	@ Denver	Charley Johnson	20	12	329	90t	3	2	L, 33-37
13.	10/17/76	@ Miami	Bob Griese	35	25	306	39	1	2	W, 20-17 OT
14.	11/25/79	@ San Diego	Dan Fouts	43	27	350	42t	3	1	L, 7-28
15.	9/7/80	Oakland	Dan Pastorini	37	19	317	55	2	0	L, 14-27
16.	9/6/81	@ Pittsburgh	Terry Bradshaw	36	21	319	41t	2	2	W, 37-33
17.	9/27/81	@ Seattle	Jim Zorn	47	31	308	23	1	0	W, 20-14
18.	10/18/81	Denver	Craig Morton	38	25	342	63	2	1	W, 28-14
19.	12/12/82	L.A. Raiders	Jim Plunkett	33	18	303	43	3	1	L, 16-21
20.	10/30/83	@ Denver	Steve DeBerg	41	21	350	46t	1	0	L, 24-27
21.	9/9/84	@ Cincinnati	Ken Anderson	37	24	310	35	0	0	W, 27-22
22.	9/16/84	L.A. Raiders	Jim Plunkett	47	28	313	42	1	4	L, 20-22
23.	11/25/84	@ N.Y. Giants	Phil Simms	41	24	343	31	2	3	L, 27-28
24.	12/16/84	@ San Diego	Ed Luther	44	24	333	43	1	0	W, 42-21
25.	9/12/85	L.A. Raiders	Jim Plunkett	48	34	303	30	2	2	W, 36-20
26.	10/13/85	@ San Diego	Mark Hermann	36	26	320	39t	2	0	L, 20-31
27.	12/14/85	@ Denver	John Elway	37	22	301	48	1	5	L, 13-14
28.	12/21/86	@ Pittsburgh	Mark Malone	43	22	351	38	0	1	W, 24-19
29.	12/6/87	@ Cincinnati	Boomer Esiason	44	28	368	26	2	0	L, 27-30 OT
30.	12/13/87	L.A. Raiders	Marc Wilson	38	22	339	42	0	3	W, 16-10
31.	12/24/89	@ Miami	Dan Marino	47	28	339	35	3	1	W, 27-24
32.	11/11/90	Seattle	Dave Krieg	23	16	306	54t	2	0	L, 16-17
33.	12/9/90	Denver	John Elway	36	24	328	27	2	1	W, 37-7
34.	12/16/90	Houston	Warren Moon	45	27	527	87t	3	0	L, 10-27
35.	11/10/91	@ L.A. Rams	Jim Everett	37	26	329	27	3	1	W, 27-20
36.	10/4/92	@ Denver	John Elway	38	23	311	48	2	0	L, 19-20
37.	9/20/93	Denver	John Elway	45	28	300	36	1	1	W, 15-7
38.	10/31/93	@ Miami	Scott Mitchell	33	22	344	77t	3	0	L, 10-30
39.	9/4/94	@ New Orleans	Jim Everett	37	26	326	30	2	2	W, 30-17
40.	10/1/95	@ Arizona	Dave Krieg	41	25	308	35	0	1	W, 24-3
41.	10/9/95	San Diego	Stan Humphries	34	24	315	45	1	0	W, 29-23 OT
42.	10/7/96	Pittsburgh	Mike Tomczak	32	20	338	45	0	1	L, 7-17
43.	9/21/97	@ Carolina	Kerry Collins	47	24	328	36	1	4	W, 35-14
44.	12/6/98	@ Denver	John Elway	32	22	400	58	2	1	L, 31-35
45.	10/10/99	New England	Drew Bledsoe	45	23	334	49t	2	2	W, 16-14
46.	1/2/00	Oakland	Rich Gannon	47	25	324	42	3	2	L, 38-41 OT
47.	9/9/01	Oakland	Rich Gannon	46	31	341	33t	2	1	L, 24-27
48.	9/8/02	@ Cleveland	Kelly Holcomb	39	27	326	44t	3	0	W, 40-39
49.	9/15/02	Jacksonville	Mark Brunell	36	25	320	79t	2	0	L, 16-23
50.	9/22/02	@ New England	Tom Brady	54	39	410	38t	4	1	L, 38-41 OT
51.	9/29/02	Miami	Jay Fiedler	45	29	310	38	1	4	W, 48-30
52.	10/13/02	@ San Diego	Drew Brees	41	28	319	29	2	2	L, 34-35
53.	10/20/02	Denver	Brian Griese	50	30	376	82t	2	0	L, 34-37 OT
54.	10/27/02	Oakland	Rich Gannon	55	35	334	25	1	1	W, 20-10
55.	11/24/02	@ Seattle	Matt Hasselbeck	36	25	362	44	3	0	L, 32-39
56.	9/14/03	Pittsburgh	Tommy Maddox	47	28	336	50	1	3	W, 41-20
57.	10/31/04	Indianapolis	Peyton Manning	44	25	472	56t	5	1	W, 45-35
58.	11/22/04	New England	Tom Brady	26	17	315	48	1	0	L, 19-27
59.	11/28/04	San Diego	Drew Brees	37	28	378	65	2	0	L, 31-34
60.	12/5/04	@ Oakland	Kerry Collins	41	27	343	51t	3	0	W, 34-27
61.	12/13/04	@ Tennessee	Billy Volek	43	29	426	42t	4	0	W, 49-38
62.	10/2/05	Philadelphia	Donovan McNabb	48	33	369	34	3	1	L, 31-37
63.	10/16/05	Washington	Mark Brunell	41	25	331	78t	3	0	W, 28-21
64.	10/30/05	@ San Diego	Drew Brees	43	25	324	35t	3	1	L, 20-28
65.	12/11/05	@ Dallas	Drew Bledsoe	34	22	332	71t	3	0	L, 28-31
	Date	Opponent	Player	Att.	Comp.	Yds.	LG	TD	INT	Result
66.	11/5/06	@ St. Louis	Marc Bulger	42	31	354	33	1	0	W, 31-17
67.	10/14/07	Cincinnati	Carson Palmer	43	26	320	42t	2	2	W, 27-20
68.	11/4/07	Green Bay	Brett Favre	34	24	360	60t	2	2	L, 22-33

69.	9/28/08	Denver	Jay Cutler	49	29	361	40	1	2	W, 33-19
70.	11/2/08	Tampa Bay	Jeff Garcia	43	31	339	29	1	1	L, 27-30 OT
71.	11/9/08	@ San Diego	Philip Rivers	36	27	316	31	2	2	L, 19-20
72.	12/14/08	San Diego	Philip Rivers	48	34	346	42	2	1	L, 21-22
73.	9/13/09	@ Baltimore	Joe Flacco	43	26	307	31	3	1	L, 24-38
74.	9/27/09	@ Philadelphia	Kevin Kolb	34	24	327	64	2	0	L, 14-34
75.	10/11/09	Dallas	Tony Romo	34	20	351	60	2	0	L, 20-26 OT
76.	11/22/09	Pittsburgh	Ben Roethlisberger	42	32	398	41	2	2	W, 27-24 OT
77.	11/29/09	@ San Diego	Philip Rivers	28	21	317	53	2	0	L, 14-43
78.	1/3/10	@ Denver	Kyle Orton	56	32	431	44	1	3	W, 44-24
79.	10/17/10	@ Houston	Matt Schaub	33	25	305	44	2	0	L, 31-35
80.	10/31/11	San Diego	Philip Rivers	41	26	369	39	0	2	W, 23-20 OT
81.	10/14/12	@ Tampa Bay	Josh Freeman	26	15	328	62t	3	1	L, 10-28
82.	12/30/12	@ Denver	Peyton Manning	29	23	304	36t	3	0	L, 3-38
83.	11/17/13	@ Denver	Peyton Manning	40	24	323	70	1	0	L, 17-27
84.	11/24/13	San Diego	Philip Rivers	39	27	392	60	3	0	L, 38-41
85.	12/1/13	Denver	Peyton Manning	35	22	403	77	5	2	L, 28-35
86.	9/28/15	@ Green Bay	Aaron Rodgers	35	24	333	52	5	0	L, 28-38
87.	10/4/15	@ Cincinnati	Andy Dalton	24	17	321	55	1	0	L, 21-36
88.	1/16/16	@ New England	Tom Brady	42	28	302	42	2	0	L, 27-20

CAREER 300-YARD PASSING GAMES

Player	Team	300-Yard Games	Player	Team	300-Yard Games
1. John Elway	Denver	5	Brett Favre	Green Bay	2
2. Philip Rivers	San Diego	4	Jack Kemp	San Diego/Buffalo	2
3. Drew Brees	San Diego	3	Dave Krieg	Seattle/Arizona	2
Rich Gannon	Oakland	3	Joe Namath	N.Y. Jets	2
Jim Plunkett	Oakland/L.A. Raiders	3	Babe Parilli	Boston	2
Tom Brady	New England	3	Peyton Manning	Indianapolis/Denver	2
6. Drew Bledsoe	New England/Dallas	2			
Mark Brunell	Jacksonville/Washington	2			
Kerry Collins	Carolina/Oakland	2			

ALL-TIME MISCELLANEOUS SCORES

ALL-TIME DEFENSIVE SCORES

Date	Opponent	Defensive Score	Result
10/9/60	Oakland	David Webster, 80-yard INT return	L, 19-20
11/6/60	@ Buffalo	David Webster, 14-yard fumble return Don Flynn, 25-yard INT return	W, 45-28
11/30/60	Denver	David Webster, 39-yard INT return	W, 34-7
12/11/60	Boston	Duane Wood, 66-yard INT return	W, 34-0
12/10/61	Denver	Sherrill Headrick, 31-yard INT return	W, 49-21
12/17/61	New York Titans	Sherrill Headrick, 56-yard INT return* *(20 yards by Doyle Nix who lateralled to Headrick for 56 yards)	W, 35-24
9/7/63	@ Denver	Sherrill Headrick, 38-yard INT return	W, 59-7
9/22/63	@ Buffalo	Safety, Willie West tackled in end zone	T, 27-27
12/22/63	New York Jets	Jerry Mays, 58-yard fumble return	W, 48-0
10/4/64	Houston	Bobby Hunt, 29-yard INT return	W, 28-7
10/18/64	Buffalo	Bobby Bell, 20-yard fumble return	L, 22-35
11/15/64	San Diego	Abner Haynes, fumble recovery in end zone	L, 14-28
10/3/65	Boston	Bobby Bell, 38-yard INT return Willie Mitchell, 37-yard INT return	W, 27-17
9/25/66	@ Boston	Johnny Robinson, 28-yard INT return	W, 43-24
10/16/66	Oakland	Bobby Bell, 7-yard fumble return	L, 13-34
10/30/66	Houston	Willie Mitchell, 60-yard INT return* *(18 yards by Johnny Robinson who lateralled to Mitchell for 60 yards)	W, 48-23
9/9/67	@ Houston	Bobby Bell, 32-yard INT return	W, 25-20
11/5/67	New York Jets	Willie Mitchell, 27-yard INT return	W, 42-18
11/12/67	@ Boston	Emmitt Thomas, 57-yard INT return	W, 23-10
11/23/67	Oakland	Safety, Holding in end zone	L, 22-44
12/10/67	@ New York Jets	Fred Williamson, 77-yard INT return	W, 21-7
9/28/68	@ Miami	Jim Lynch, 22-yard INT return	W, 48-3
12/8/68	@ San Diego	Willie Lanier, 75-yard INT return Safety, Buck Buchanan tackled Jon Brittenum	W, 40-3
10/5/69	@ Denver	Jim Kearney, 60-yard INT return	W, 26-13
10/26/69	Cincinnati	Goldie Sellers, 19-yard fumble return	W, 42-22
11/27/69	Denver	Emmitt Thomas, 45-yard INT return	W, 31-17
9/28/70	@ Baltimore	Johnny Robinson, 46-yard fumble return	W, 44-24
11/8/70	Houston	Bobby Bell, 45-yard INT return	W, 24-9
10/3/71	@ Denver	Aaron Brown, 68-yard INT return	W, 16-3
10/18/71	Pittsburgh	Emmitt Thomas, 32-yard INT return	W, 38-16
12/19/71	Buffalo	Bobby Bell, 26-yard INT return	W, 22-9
10/1/72	@ Denver	Jim Kearney, 43-yard INT return Jim Kearney, 32-yard INT return	W, 45-24
11/12/72	@ Pittsburgh	Jim Kearney, 65-yard INT return	L, 7-16
12/3/72	Denver	Jim Kearney, 29-yard INT return Bobby Bell, 61-yard INT return	W, 24-21
9/30/73	Oakland	Willie Lanier, 17-yard INT return	W, 16-3
11/18/73	Houston	John Lohmeyer, 19-yard fumble return	W, 38-14
9/15/74	New York Jets	Emmitt Thomas, 38-yard INT return Marvin Upshaw, 52-yard INT return	W, 24-16
9/22/74	@ Oakland	Wilbur Young, 52-yard INT return	L, 7-27
10/6/74	Denver	Bobby Bell, 28-yard INT return	L, 14-17
11/18/74	@ Denver	Safety, Willie Lanier tackled Otis Armstrong	W, 42-34
12/4/74	Minnesota	Emmitt Thomas, 73-yard INT return	L, 15-35
11/10/75	@ Dallas	John Matuszak, fumble recovery in end zone	W, 35-31
10/31/76	@ Tampa Bay	Safety, John Lohmeyer tackled Steve Spurrier	W, 28-19
10/23/77	@ San Diego	Tim Gray, 15-yard fumble return	W, 21-16
11/27/77	@ Houston	Willie Lee, 10-yard fumble return	L, 20-34
12/11/77	Seattle	Gary Barbaro, 102-yard INT return	L, 31-34
12/18/77	@ Oakland	Tim Gray, 14-yard fumble return Tim Collier, 100-yard INT return	L, 20-21
9/23/79	Oakland	Gary Barbaro, 70-yard INT return	W, 35-7
10/5/80	@ Oakland	Gary Spani, 16-yard fumble return Whitney Paul, 32-yard fumble return	W, 31-17
10/12/80	Houston	Gary Spani, 47-yard INT return	W, 21-20
11/9/80	@ Seattle	Frank Manumaleuga, 22-yard INT return	W, 31-20
12/7/80	Denver	Thomas Howard, 3-yard fumble return	W, 31-14
9/6/81	@ Pittsburgh	Thomas Howard, 65-yard fumble return	W, 37-33
Date	Opponent	Defensive Score	Result
10/18/81	Denver	Whitney Paul, 47-yard fumble return	W, 28-14
10/25/81	@ Oakland	Gary Spani, 91-yard fumble return	W, 28-17
11/22/81	Seattle	Lloyd Burruss, 46-yard INT return	W, 40-13
12/19/82	@ Denver	Eric Harris, 56-yard INT return	W, 37-16

1/2/83	New York Jets	Gary Barbaro, 43-yard INT return	
		Gary Green, 42-yard INT return*	W, 37-13
		*(5 yards by Thomas Howard who lateralled to Green for 42 yards)	
10/2/83	St. Louis	Charles Jackson, 37-yard fumble recovery	W, 38-14
10/16/83	New York Giants	Durwood Roquemore, 42-yard INT return	W, 38-17
12/18/83	Denver	Lucious Smith, 58-yard INT return	W, 48-17
9/16/84	Los Angeles Raiders	Kevin Ross, 71-yard INT return	L, 20-22
12/9/84	Seattle	Scott Radevic, 19-yard INT return	W, 34-7
9/12/85	Los Angeles Raiders	Albert Lewis, fumble recovery in end zone	W, 36-20
11/10/85	Pittsburgh	Deron Cherry, 47-yard INT return	L, 28-36
9/21/86	Houston	Greg Hill, 26-yard INT return	W, 27-13
10/19/86	San Diego	Lloyd Burruss, 56-yard INT return	W, 42-41
		Lloyd Burruss, 47-yard INT return	
12/7/86	Denver	Lloyd Burruss, 72-yard INT return	W, 37-10
11/8/87	Pittsburgh	Bill Maas, 6-yard fumble return	L, 16-17
11/6/88	@ Denver	Safety, Dino Hackett tackled Tony Dorsett	L, 11-17
10/29/89	@ Pittsburgh	Bill Maas, 4-yard fumble return	L, 17-23
11/19/89	@ Cleveland	Neil Smith, 3-yard fumble return	T, 10-10
9/23/90	@ Green Bay	Stan Petry, 33-yard INT return	W, 17-3
10/14/90	Detroit	Safety, Bill Maas tackled Bob Gagliano	W, 43-24
11/11/90	Seattle	Dan Saleaumua fumble recovery in end zone	L, 17-16
10/31/91	Miami	Chris Martin, 100-yard fumble return	W, 42-7
11/10/91	@ Los Angeles Rams	Derrick Thomas, 23-yard fumble return	W, 27-20
11/24/91	@ Cleveland	Safety, Dan Saleaumua tackled Bernie Kozar	L, 15-20
9/6/92	@ San Diego	Kevin Ross, 99-yard INT return	W, 24-10
9/13/92	Seattle	Lonnie Marts, 36-yard INT return	W, 26-7
9/28/92	Los Angeles Raiders	Charles Mincy, 25-yard INT return	W, 27-7
11/22/92	@ Seattle	Neil Smith, 22-yard INT return	W, 24-14
12/13/92	New England	Charles Mincy, 30-yard fumble return	W, 27-20
12/27/92	Denver	Charles Mincy, 32-yard INT return*	W, 42-20
		*(0 yards by Bennie Thompson who lateralled to Mincy for 32 yards)	
		Dale Carter, 36-yard INT return	
		Derrick Thomas, fumble recovery in end zone	
11/8/93	Green Bay	Dan Saleaumua, 16-yard fumble return	W, 23-16
12/5/93	@ Seattle	Derrick Thomas, 86-yard fumble return	W, 31-16
9/11/94	San Francisco	Safety, Derrick Thomas tackled Steve Young	W, 24-17
12/24/94	@ Los Angeles Raiders	Mark Collins, 78-yard INT return	W, 19-9
		Safety, team (penalty in end zone)	
9/17/95	Oakland	James Hasty, 64-yard INT return	W, 23-17 OT
11/19/95	Houston	Mark Collins, 34-yard fumble return	W, 20-13
12/3/95	@ Oakland	Brian Washington, 74-yard INT return	W, 29-23
12/17/95	Denver	Vaughn Booker, 14-yard fumble return	W, 20-17
9/8/96	Oakland	James Hasty, 80-yard fumble return	W, 19-3
		Safety, Dan Saleaumua tackled Barrett Robbins	
9/8/97	@ Oakland	Darren Anderson, 55-yard INT return	W, 28-27
9/21/97	@ Carolina	Mark McMillian, 62-yard INT return	W, 35-14
11/30/97	San Francisco	Mark McMillian, 12-yard INT return	W, 44-9
		Safety, Joe Phillips tackled Terry Kirby	
12/14/97	@ San Diego	Mark McMillian, 87-yard INT return	W, 29-7
		Safety, Derrick Thomas sacked Todd Philcox	
9/6/98	Oakland	Safety, Derrick Thomas sacked Jeff George	W, 28-8
12/26/98	@ Oakland	Derrick Thomas, 44-yard fumble return	W, 31-24
9/12/99	@ Chicago	Donnie Edwards, 79-yard fumble return	L, 17-20
10/21/99	@ Baltimore	Reggie Tongue, 46-yard INT return	W, 35-8
		James Hasty, 56-yard INT return	
10/31/99	San Diego	Reggie Tongue, 7-yard fumble return	W, 34-0
11/28/99	@ Oakland	Cris Dishman, 47-yard INT return	W, 37-34
		Cris Dishman, 40-yard fumble return	
12/12/99	Minnesota	Eric Hicks, 44-yard fumble return	W, 31-28
12/18/99	Pittsburgh	Donnie Edwards, 28-yard INT return	W, 35-19
1/2/00	Oakland	James Hasty, 34-yard INT return	L, 38-41 OT
9/10/00	@ Tennessee	Donnie Edwards, 42-yard INT return	L, 14-17 OT
11/26/00	@ San Diego	Marvcus Patton, 24-yard INT return	L, 16-17
Date	Opponent	Defensive Score	Result
9/9/01	Oakland	Eric Warfield, 51-yard INT return	L, 24-27
12/8/02	St. Louis	Duane Clemons, 42-yard fumble return	W, 49-10
9/14/03	Pittsburgh	Jerome Woods, 46-yard INT return	W, 41-20
9/21/03	@ Houston	Shaunard Harts, 39-yard INT return	W, 42-14
10/12/03	@ Green Bay	Jerome Woods, 79-yard INT return	W, 40-34 OT
9/19/04	Carolina	Eric Warfield, 43-yard INT return	L, 17-28
12/13/04	@ Tennessee	Kawika Mitchell, 39-yard fumble return	W, 49-38
10/16/05	Washington	Sammy Knight, 80-yard fumble return	W, 28-21

11/20/05	@ Houston	Eric Warfield, 57-yard INT return	W, 45-17
9/30/07	@ San Diego	Tyron Brackenridge, 50-yard fumble return	W, 30-16
10/26/08	@ New York Jets	Brandon Flowers, 91-yard INT return	L, 24-28
12/7/08	@ Denver	Maurice Leggett, 27-yard INT return	L, 17-24
10/18/09	@ Washington	Safety, Tamba Hali sacked Todd Collins	W, 14-6
1/3/10	@ Denver	Derrick Johnson, 45-yard INT return	W, 44-24
		Derrick Johnson, 60-yard INT return	
9/19/10	@ Cleveland	Brandon Flowers, 33-yard INT return	W, 16-14
10/24/10	Jacksonville	Derrick Johnson, 15-yard INT return	W, 42-20
12/26/10	Tennessee	Eric Berry, 54-yard INT return	W, 34-14
10/23/11	@ Oakland	Kendrick Lewis, 59-yard INT return	W, 28-0
	@ Oakland	Brandon Flowers, 58-yard INT return	
9/23/12	@ New Orleans	Safety, Justin Houston sacked Drew Brees	W, 27-24 OT
9/8/13	@ Jacksonville	Tamba Hali, 10-yard INT return	W, 28-2
9/19/13	@ Philadelphia	Eric Berry, 38-yard INT return	W, 26-16
10/13/13	Oakland	Husain Abdullah, 44-yard INT return	W, 24-7
11/3/13	@ Buffalo	Tamba Hali, 11-yard fumble return	W, 23-13
		Sean Smith, 100-yard INT return	
12/15/13	@ Oakland	Eric Berry, 47-yard INT return	W, 56-31
9/29/14	New England	Husain Abdullah, 30-yard INT return	W, 41-14
9/17/15	Broncos	Marcus Peters, 55-yard INT return	L, 31-24
10/11/15	Chicago	Ramik Wilson, 0-yard opponent fumble return	L, 18-17
11/22/15	@ San Diego	Dontari Poe, 1-yard run	W, 33-3
		Justin Houston, 17-yard INT return	
12/6/15	@ Oakland	Tyvon Branch, 38-yard INT return	W, 34-20
12/20/15	@ Baltimore	Tyvon Branch, 73-yard fumbler return	W, 34-14
		Marcus Peters, 90t-yard INT return	
1/3/16	Oakland	D.J. Alexander, safety	W, 23-17

Notes: The Chiefs are 108-29-2 (.777) in games when producing a defensive score (TD or safety).
The Chiefs are 102-26-1 (.791) in games with a def. TD and 12-3-1 (.781) in games with a def. safety.

ALL-TIME SPECIAL TEAMS SCORES

Date	Opponent	Special Teams Score	Result
12/11/60	Boston	Johnny Robinson, 62-yard punt return	W, 34-0
10/15/61	@ Buffalo	Abner Haynes, 88-yard kickoff return	L, 24-27
9/7/63	@ Denver	Dave Grayson, 99-yard kickoff return	W, 59-7
12/8/63	Denver	Duane Wood, 18-yard blocked punt return	W, 52-21
12/19/65	Denver	Willie Mitchell, 71-yard punt return	W, 45-35
9/11/66	@ Buffalo	Mike Garrett, 79-yard punt return	W, 42-20
11/20/66	Boston	Frank Pitts, 21-yard blocked punt return	T, 27-27
12/17/67	@ Denver	Noland Smith, 106-yard kickoff return	W, 38-24
9/15/68	New York Jets	Noland Smith, 80-yard punt return	L, 19-20
11/17/68	Boston	Goldie Sellers, 76-yard punt return	W, 31-17
9/28/69	@ Cincinnati	Goldie Sellers, 20-yard return on fumbled kickoff	L, 19-24
10/12/69	Houston	George Daney, 5-yard return on fumbled punt attempt	W, 24-0
11/27/69	Denver	Bobby Bell, 53-yard kickoff return	W, 31-17
12/17/78	@ Seattle	Safety, Ed Beckman forces Herman Weaver out of EZ	L, 19-23
9/16/79	@ Houston	J.T. Smith, 55-yard punt return	L, 6-20
9/23/79	Oakland	J.T. Smith, 88-yard punt return	W, 35-7
11/23/80	@ St. Louis	J.T. Smith, 75-yard punt return	W, 21-13
12/21/80	@ Baltimore	J.T. Smith, 53-yard punt return	W, 38-28
9/19/82	San Diego	Dave Klug, blocked punt recovery in end zone	W, 19-12
9/7/86	Cincinnati	Deron Cherry, blocked punt recovery in end zone	W, 24-14
10/19/86	San Diego	Kevin Ross, 21-yard return on fumbled kickoff	W, 42-41
12/21/86	@ Pittsburgh	Deron Cherry, blocked punt recovery in end zone	W, 24-19
		Boyce Green, 97-yard kickoff return	
9/13/87	San Diego	Lloyd Burruss, 78-yard blocked field goal return	
*10/4/87	@ Los Angeles Raiders	Paul Palmer, 95-yard kickoff return	W, 20-13
*10/18/87	Denver	Bob Harris, 23-yard blocked punt return	L, 17-35
12/6/87	@ Cincinnati	Jitter Fields, 85-yard punt return	L, 17-26
12/27/87	Seattle	Kevin Ross, 65-yard blocked field goal return	L, 27-30 OT
11/13/88	Cincinnati	Paul Palmer, 92-yard kickoff return	W, 41-20
10/22/89	Dallas	Safety, Albert Lewis, blocked punt out of end zone	W, 31-28
		Safety, Rob McGovern, blocked punt out of end zone	W, 36-28
Date	Opponent	Special Teams Score	Result
11/26/89	Houston	Jayice Pearson, 1-yard blocked punt return	W, 34-0
9/30/90	Cleveland	Chris Martin, 19-yard blocked punt return	W, 34-0
		Kevin Ross, 13-yard blocked punt return	
9/6/92	@ San Diego	Dale Carter, 46-yard punt return	W, 24-10
11/22/92	@ Seattle	Dale Carter, 86-yard punt return	W, 24-14
12/19/92	@ New York Giants	Tracy Rogers, blocked punt recovery in end zone	L, 21-35

1/2/94	Seattle	Albert Lewis, blocked punt recovery in end zone	W, 34-24
12/12/94	@ Miami	Jon Vaughn, 91-yard kickoff return	L, 28-45
9/3/95	@ Seattle	Tamarick Vanover, 99-yard kickoff return	W, 34-10
10/9/95	San Diego	Tamarick Vanover, 86-yard punt return	W, 29-23 OT
12/24/95	Seattle	Tamarick Vanover, 89-yard kickoff return	W, 26-3
10/27/96	@ Denver	Tamarick Vanover 97-yard kickoff return	L, 7-34
9/14/97	Buffalo	Tamarick Vanover, 94-yard kickoff return	W, 22-16
11/23/97	@ Seattle	Safety, Team blocked punt out of end zone	W, 19-14
12/21/97	New Orleans	Tamarick Vanover, 82-yard punt return	W, 25-13
12/5/99	@ Denver	Tamarick Vanover, 80-yard punt return	W, 16-10
1/2/00	Oakland	Tamarick Vanover, 84-yard punt return	L, 38-41 OT
10/22/00	St. Louis	Michael Cloud, 6-yard blocked punt return	W, 54-34
10/14/01	Pittsburgh	Safety, Mikhael Ricks blocked punt out of end zone	L, 17-20
12/1/02	Arizona	Dante Hall, 90-yard punt return	W, 49-0
12/8/02	St. Louis	Dante Hall, 88-yard kickoff return	W, 49-10
		Dante Hall, 86-yard punt return	
9/14/03	Pittsburgh	Dante Hall, 100-yard kickoff return	W, 41-20
9/21/03	@ Houston	Dante Hall, 73-yard punt return	W, 42-14
9/28/03	@ Baltimore	Dante Hall, 97-yard kickoff return	W, 17-10
10/5/03	Denver	Dante Hall, 93-yard punt return	W, 24-23
11/28/04	San Diego	Dante Hall, 96-yard kickoff return	L, 31-34
12/19/04	Denver	Dante Hall, 97-yard kickoff return	W, 45-17
10/2/05	Philadelphia	Dante Hall, 96-yard kickoff return	L, 31-37
10/1/06	San Francisco	Dante Hall, 60-yard punt return	W, 41-0
12/31/06	Jacksonville	Bernard Pollard, blocked punt recovery in end zone	W, 35-30
11/11/07	Denver	Safety, Bernard Pollard, blocked punt out of end zone	L, 11-27
11/30/08	@ Oakland	Maurice Leggett, 67-yard fumble return on fake field goal	W, 20-13
9/13/09	@ Baltimore	Jon McGraw, blocked punt recovery in end zone	L, 24-38
11/22/09	Pittsburgh	Jamaal Charles, 97-yard kickoff return	W, 27-24 OT
12/20/09	Cleveland	Andy Studebaker, fumbled punt snap recovery in end zone	L, 34-41
		Dexter McCluster, 84-yard punt return	W, 21-14
9/13/10	San Diego	Edgar Jones, 11-yard fumble return after blocked punt	L, 10-38
10/14/12	@ Tampa Bay	Dexter McCluster, 94-yard punt return	W, 21-14
9/29/13	N.Y. Giants	Marcus Cooper, fumble recovery in end zone after punt	W, 45-10
10/6/13	@ Tennessee	Knile Davis, 108-yard kickoff return	L, 28-35
12/1/13	Denver	Dexter McCluster, 74-yard punt return	W, 45-10
12/8/13	@ Washington	Quintin Demps, 95-yard kickoff return	
		Knile Davis, 99-yard kickoff return	W, 34-7
10/26/14	St. Louis	De'Anthony Thomas, 81-yard punt return	W 31-13
12/14/14	Oakland	Knile Davis, 106-yard kick return	W, 30-0
1/9/16	@ Houston		

*Replacement Game

Notes: The Chiefs are 50-20-1 (.704) in games when producing a special teams score (TD or safety), 47-17-1 (.722) with a special teams touchdown and 3-3-0 (.500) with a special teams safety.

ALL-TIME SHUTOUTS

Date	Opponent	Score
9/25/60	Los Angeles Chargers	17-0
12/4/60	Houston	24-0
12/11/60	Boston	34-0
12/22/63	New York Jets	48-0
9/24/67	@ Miami	24-0
10/8/67	Miami	41-0
9/21/69	@ Boston	31-0
10/12/69	Houston	24-0
12/6/70	Denver	16-0
11/4/73	@ San Diego	19-0
11/26/78	San Diego	23-0
9/2/79	Baltimore	14-0
10/11/81	Oakland	27-0
11/26/89	Houston	34-0
9/30/90	Cleveland	34-0
12/7/97	Oakland	30-0
10/31/99	San Diego	34-0
12/1/02	Arizona	49-0
10/1/06	San Francisco	41-0
10/23/11	@ Oakland	28-0

ALL-TIME OPPONENT SHUTOUTS

Date	Opponent	Score
12/1/63	@ New York Jets	0-17
11/17/76	Pittsburgh	0-45
12/16/79	@ Tampa Bay	0-3
9/23/84	@ Denver	0-21
11/4/84	@ Seattle	0-45
9/22/85	@ Miami	0-31
10/20/85	@ Los Angeles Rams	0-16
*10/11/87	@ Miami	0-42
9/12/93	@ Houston	0-30
9/25/94	Los Angeles Rams	0-16
12/28/02	@ Oakland	0-24
10/5/08	@ Carolina	0-34
12/12/10	@ San Diego	0-31
12/16/12	@ Oakland	0-15

Notes: The Chiefs have produced 20 all-time shutouts, including 16 at home and nine at Arrowhead Stadium. Kansas City has been shutout at home only twice.

* Replacement Game

ALL-TIME TWO-POINT CONVERSIONS

Date	Opponent	Two-Point Play	Result
11/24/60	@ New York Titans	Curley Johnson pass from Hunter Enis	L, 35-41
9/24/61	@ Oakland	Jack Spikes run	W, 42-35
10/1/61	Houston	Bo Dickinson pass from Randy Duncan	W, 26-21
11/26/61	Oakland	Bo Dickinson pass from Randy Duncan	W, 43-11
9/22/63	@ Buffalo	Chris Burford pass from Len Dawson	T, 27-27
12/13/64	@ San Diego	Curtis McClinton pass from Len Dawson	W, 49-6
10/24/65	@ Houston	Jerrel Wilson pass from Len Dawson	L, 36-38
		Pete Beathard run	
12/12/65	@ Buffalo	Reg Carolan pass from Len Dawson	L, 25-34
9/18/66	@ Oakland	Fred Arbanas pass from Len Dawson	W, 32-10
11/13/66	Miami	Jerrel Wilson pass from Len Dawson	W, 34-16
9/9/67	@ Houston	Reg Carolan pass from Len Dawson	W, 25-20
11/5/67	New York Jets	Curtis McClinton pass from Len Dawson	W, 42-18
9/11/94	San Francisco	J.J. Birden pass from Joe Montana	W, 24-17
10/23/94	Seattle	Marcus Allen run	W, 38-23
12/4/94	Denver	Willie Davis pass from Steve Bono	L, 17-20 OT
10/26/97	@ St. Louis	Tamarick Vanover pass from Elvis Grbac	W, 28-20
		Tony Gonzalez pass from Elvis Grbac	
10/14/01	Pittsburgh	Tony Gonzalez pass from Trent Green	L, 17-20
10/25/01	Indianapolis	Trent Green run	L, 28-35
1/6/02	@ Seattle	Eddie Kennison pass from Trent Green	L, 18-21
11/24/02	@ Seattle	Trent Green run	L, 32-39
11/28/04	San Diego	Eddie Kennison pass from Trent Green	L, 31-34
10/16/05	Washington	Marc Boerigter pass from Trent Green	W, 28-21
10/29/06	Seattle	Tony Gonzalez pass from Damon Huard	W, 35-28
11/4/07	Green Bay	Priest Holmes run	L, 22-33
9/14/08	Oakland	Mike Cox pass from Tyler Thigpen	L, 8-23
11/8/09	@ Jacksonville	Jamaal Charles pass from Matt Cassel	L, 21-24
9/28/15	@ Green Bay	Travis Kelce pass from Alex Smith	L, 38-28

Notes: Two-point conversion rule used in AFL from '60-69 and instituted by NFL in '94. The Chiefs are 13-13-1 (.482) in games with a two-point conversion.

YEAR-BY-YEAR TWO POINT CONVERSIONS-ATTEMPTS

1960 1-2	1995 0-3	2006 1-1
1961 3-4	1996 0-1	2007 1-3
1962 0-1	1997 2-6	2008 1-4
1963 1-2	1998 0-1	2009 1-2
1964 1-3	1999 0-2	2010 0-2
1965 3-3	2000 0-4	2011 0-0
1966 2-3	2001 3-6	2012 0-1
1967 2-3	2002 1-3	2013 0-0
1968 0-0	2003 0-3	2014 0-1
		2015 1-2
1969 0-2	2004 1-2	TOTAL 28-71 (.394)
1994 3-4	2005 1-1	

TRIPLE THREAT CHIEFS

(10 players in Chiefs history have scored a touchdown at least three different ways)

Player	5 Different Touchdown Plays	Total TDs
Johnny Robinson	9 receiving, 6 rushing, 1 FR, 1 PR, 1 INT	18
4 Different Touchdown Plays		
Abner Haynes	39 rushing, 17 receiving, 1, KOR, 1 fumble recovery	58
Kevin Ross	2 INTs, 2 blocked FG returns, 1 FR, 1 blocked punt	7
3 Different Touchdown Plays		
Jamaal Charles	17 rushing, 7 receiving, 1 KOR	25
Dante Hall	9 receiving, 5 PRs, 6 KORs	20
Tamarick Vanover	4 PRs, 4 KORs, 3 receiving	11
Bobby Bell	6 INTs, 2 FRs, 1 KOR	9
Paul Palmer	4 receiving, 2 rushing, 2 KORs	8
Dale Carter	2 PRs, 1 INT, 1 receiving	4
Dexter McCluster	3 receiving, 1 rushing, 1 PR	5

(Six players in Chiefs history have a rushing and a receiving TD and have also thrown a TD pass)

Player	Rushing	Receiving	Passing	Total TDs Responsible For
Marcus Allen	44	21	2	67
Larry Johnson	55	6	1	62
Curtis McCClinton	18	14	1	33
Mike Garrett	24	7	1	32
Tyler Thigpen	3	1	18	22
Bert Coan	15	4	1	20

Key: FR - Fumble return; INT - Interception return; KOR - Kickoff return; PR - Punt return

ALL-TIME OFFENSIVE RETURN SCORES

Date	Opponent	Offensive Score	Result
11/15/64	San Diego	Abner Haynes, fumble recovery in end zone*	L, 14-28
10/29/72	@ San Diego	Robert West, fumble recovery in end zone	W, 26-14
10/12/75	Oakland	Mike Livingston, 1-yard fumble return	W, 42-10
11/18/79	@ Oakland	Tony Samuels, fumble recovery in end zone	W, 24-21
9/7/86	Cincinnati	Walt Arnold, fumble recovery in end zone	W, 24-14
11/9/97	@ Jacksonville	Danan Hughes, 7-yard fumble return**	L, 10-24

*Kansas City Len Dawson's pass was intercepted by San Diego CB Dick Westmoreland. Westmoreland subsequently fumbled and Haynes recovered the ball in the end zone for a TD.

**Kansas City QB Rich Gannon's pass was intercepted by Jacksonville S Chris Hudson. WR Andre Rison subsequently stripped the ball from Hudson and Hughes returned the ball for a seven-yard TD.

ALL-TIME OPPONENT OFFENSIVE RETURN SCORES

Date	Opponent	Offensive Score	Result
9/21/75	@ Denver	Jack Dolbin, 2-yard fumble return	L, 33-37
10/9/83	L.A. Raiders	Marcus Allen, fumble recovery in end zone	L, 20-21

YEAR-BY-YEAR LEADERS

RUSHING

Year	Player	No.	Yds.	Avg.	LG	TD	Year	Player	No.	Yds.	Avg.	LG	TD
1960*	Abner Haynes	156	875	5.6	67	9	1987	Christian Okoye	157	660	4.2	43	3
1961	Abner Haynes	179	841	4.7	59	9	1988	Christian Okoye	105	473	4.5	48	3
1962	Abner Haynes	221	1049	4.8	71	13	1989*	Christian Okoye	370	1480	4	59	12
1963	Curtis McClinton	142	568	4	36	3	1990	Barry Word	204	1015	5	53	4
1964	Abner Haynes	137	713	5.2	80	4	1991	Christian Okoye	225	1031	4.6	48	9
1965	Curtis McClinton	175	661	3.8	48	6	1992	Barry Word	163	607	3.7	44	4
1966	Mike Garrett	147	801	5.4	77	6	1993	Marcus Allen	206	764	3.7	39	12
1967	Mike Garrett	236	1087	4.6	58	9	1994	Marcus Allen	189	709	3.8	36	7
1968	Robert Holmes	174	866	5	76	7	1995	Marcus Allen	207	890	4.3	38	5
1969	Mike Garrett	168	732	4.4	34	6	1996	Marcus Allen	206	830	4	35	9
1970	Ed Podolak	168	749	4.5	65	3	1997	Greg Hill	157	550	3.5	38	0
1971	Ed Podolak	184	708	3.8	25	9	1998	Donnell Bennett	148	527	3.6	26	5
1972	Ed Podolak	171	615	3.6	28	4	1999	Donnell Bennett	161	627	3.9	44	8
1973	Ed Podolak	210	721	3.4	25	3	2000	Tony Richardson	147	697	4.7	33	3
1974	Woody Green	135	509	3.8	43	3	2001*	Priest Holmes	327	1555	4.8	41	8
1975	Woody Green	167	611	3.7	42	5	2002	Priest Holmes	313	1615	5.2	56	21
1976	MacArthur Lane	162	542	3.3	20	5	2003	Priest Holmes	320	1420	4.4	31	27
1977	Ed Podolak	133	550	4.1	41	5	2004	Priest Holmes	196	892	4.6	33	14
1978	Tony Reed	206	1053	5.1	62	6	2005	Larry Johnson	336	1750	5.2	49	20
1979	Ted McKnight	153	755	4.9	84	8	2006	Larry Johnson	416	1789	4.3	47	17
1980	Ted McKnight	206	693	3.4	25	3	2007	Larry Johnson	158	559	3.5	54	3
1981	Joe Delaney	234	1121	4.8	82	3	2008	Larry Johnson	193	874	4.5	65	5
1982	Joe Delaney	95	380	4	36	0	2009	Jamaal Charles	190	1120	5.9	76	7
1983	Billy Jackson	152	499	3.3	19	2	2010	Jamaal Charles	230	1467	6.4	80	5
1984	Herman Heard	165	684	4.1	69	4	2011	Jackie Battle	149	597	4	34	2
1985	Herman Heard	164	595	3.6	33	4	2012	Jamaal Charles	285	1509	5.3	91	5
1986	Mike Pruitt	139	448	3.2	16	2	2013	Jamaal Charles	259	1287	5	46	12
							2014	Jamaal Charles	206	1033	5	63t	9
							2015	Charcandrick West	185	721	3.9	38t	5

PASSING

Year	Player	Att.-Comp.	Yds.	Pct.	TD	Int	Rate	Year	Player	Att.-Comp.	Yds.	Pct.	TD	Int	Rate
1960	Cotton Davidson	379-179	2474	.472	15	16	64.5	1987	Bill Kenney	273-154	2107	.564	15	9	85.8
1961	Cotton Davidson	330-151	2445	.458	17	23	59.3	1988	Steve DeBerg	414-224	2935	.541	16	16	73.5
1962*	Len Dawson	310-189	2759	.610	29	17	98.4	1989	Steve DeBerg	324-196	2529	.605	11	16	75.8
1963	Len Dawson	352-190	1389	.540	26	19	77.6	1990	Steve DeBerg	444-258	3444	.581	23	4	96.3
1964*	Len Dawson	354-199	2879	.562	30	18	89.9	1991	Steve DeBerg	434-256	2965	.590	17	14	79.3
1965	Len Dawson	305-163	2262	.534	21	14	81.3	1992	Dave Krieg	413-230	3115	.557	15	12	79.9
1966*	Len Dawson	284-159	2527	.560	26	10	101.9	1993	Joe Montana	298-181	2144	.607	13	7	87.4
1967	Len Dawson	357-206	2651	.577	24	17	83.5	1994	Joe Montana	493-299	3283	.606	16	9	83.6
1968*	Len Dawson	224-131	2109	.585	17	9	98.8	1995	Steve Bono	520-293	3121	.563	21	10	79.5
1969	Len Dawson	166-98	1323	.590	9	13	70.0	1996	Steve Bono	438-235	2572	.537	12	13	68.0
1970	Len Dawson	262-141	1876	.538	13	14	71.3	1997	Elvis Grbac	314-179	1943	.570	11	6	79.1
1971	Len Dawson	301-167	2504	.552	15	13	81.8	1998	Rich Gannon	352-206	2305	.582	10	6	80.1
1972	Len Dawson	305-175	1835	.574	13	12	73.1	1999	Elvis Grbac	499-294	3389	.589	22	15	81.7
1973	Mike Livingston	145-75	916	.517	6	7	65.2	2000	Elvis Grbac	547-342	4169	.596	28	14	89.9
1974	Len Dawson	235-138	1573	.587	7	13	66.0	2001	Trent Green	523-296	3783	.566	17	24	71.1
1975	Len Dawson	140-93	1095	.664	5	4	89.9	2002	Trent Green	470-287	3690	.611	26	13	92.6
1976	Mike Livingston	338-189	2682	.559	12	13	77.9	2003	Trent Green	523-330	4039	.631	24	12	92.6
1977	Mike Livingston	282-143	1823	.507	15	9	59.8	2004	Trent Green	556-369	4591	.664	27	17	95.2
1978	Mike Livingston	290-159	1573	.548	5	13	57.3	2005	Trent Green	507-317	4014	.625	17	10	90.1
1979	Steve Fuller	270-146	1484	.541	6	14	55.8	2006	Damon Huard	244-148	1878	.607	11	1	98.0
1980	Steve Fuller	320-193	2250	.603	10	12	76.1	2007	Damon Huard	332-206	2257	.620	11	13	76.8
1981	Bill Kenney	274-147	1983	.536	9	16	63.8	2008	Tyler Thigpen	420-230	2608	.548	18	12	76.0
1982	Bill Kenney	169-95	1192	.562	7	6	77.0	2009	Matt Cassel	493-271	2924	.550	16	16	69.9
1983	Bill Kenney	603-346	4348	.574	24	18	80.8	2010	Matt Cassel	450-262	3116	.582	27	7	93.0
1984	Bill Kenney	282-151	2098	.535	15	10	80.7	2011	Matt Cassel	269-160	1713	.595	10	9	76.6
1985	Bill Kenney	338-181	2536	.536	17	9	83.6	2012	Matt Cassel	277-161	1796	.581	6	12	66.7
1986	Bill Kenney	308-161	1922	.523	13	11	70.8	2013	Alex Smith	508-308	3313	.606	23	7	89.1
								2014	Alex Smith	464-303	3265	.653	18	6	93.4
								2015	Alex Smtih	542-353	3922	.651	22	8	93.9

PASS RECEIVING

Year	Player	No.	Yds.	Avg.	LG	TD	Year	Player	No.	Yds.	Avg.	LG	TD
1960	Abner Haynes	55	576	10.5	34	3	1988	Stephone Paige	61	902	14.8	49	7
1961	Chris Burford	51	850	16.7	54	5	1989	Stephone Paige	44	759	17.3	50	2
1962	Chris Burford	45	645	14.4	49	12	1990	Stephone Paige	65	1021	15.7	86	5
1963	Chris Burford	68	824	12.1	69	9	1991	Robb Thomas	43	495	11.5	39	1
1964	Frank Jackson	62	943	15.2	72	9	1992	Todd McNair	44	380	8.6	36	1
1965	Chris Burford	47	575	12.2	57	6	1993	Willie Davis	52	909	17.5	66	7
1966	Otis Taylor	58	1297	22.4	89	8	1994	Kimble Anders	67	525	7.8	30	1
1967	Otis Taylor	59	958	16.2	71	11	1995	Kimble Anders	55	349	6.3	28	1
1968	Mike Garrett	33	359	10.9	43	3	1996	Kimble Anders	60	529	8.8	45	2
1969	Mike Garrett	43	432	10.0	41	2	1997	Andre Rison	72	1092	15.2	45	7
1970	Otis Taylor	34	618	18.2	59	3	1998	Kimble Anders	64	462	7.2	29	2
1971	Otis Taylor	57	1110	19.5	82	7	1999	Tony Gonzalez	76	849	11.2	73	11
1972	Otis Taylor	57	821	14.4	44	6	2000	Tony Gonzalez	93	1203	12.9	39	9
1973	Ed Podolak	55	445	8.1	25	0	2001	Tony Gonzalez	73	917	12.6	36	6
1974	Ed Podolak	43	306	7.1	26	1	2002	Priest Holmes	70	672	9.6	64	3
1975	Ed Podolak	37	332	9.0	21	2	2003	Priest Holmes	74	690	9.3	36	0
1976*	MacArthur Lane	66	686	10.4	44	1	2004*	Tony Gonzalez	102	1258	12.3	32	7
1977	Walter White	48	674	14.0	48	5	2005	Tony Gonzalez	78	905	11.6	39	2
1978	Tony Reed	48	483	10.1	44	1	2006	Tony Gonzalez	73	900	12.3	57	5
1979	Ted McKnight	38	226	6.0	24	0	2007	Tony Gonzalez	99	1172	11.8	31	5
1980	Henry Marshall	47	799	17.0	75	6	2008	Tony Gonzalez	96	1058	11.0	35	10
1981	J.T. Smith	63	852	13.5	42	2	2009	Dwayne Bowe	47	589	12.5	41	4
1982	Henry Marshall	40	549	13.7	44	3	2010	Dwayne Bowe	72	1162	16.1	75	15
1983	Carlos Carson	80	1351	16.9	50	7	2011	Dwayne Bowe	81	1159	14.3	52	5
1984	Henry Marshall	62	912	14.7	37	4	2012	Dwayne Bowe	59	801	13.6	47	3
1985	Carlos Carson	47	843	17.9	34	4	2013	Jamaal Charles	70	693	9.9	71t	7
1986	Stephone Paige	52	829	15.9	51	11	2014	Travis Kelce	67	862	12.9	34	5
1987	Carlos Carson	55	1044	19.0	81	7	2015	Jeremy Maclin 92		1140	124	61	8

INTERCEPTIONS

Year	Player	No.	Yds.	Avg.	TD	Year	Player	No.	Yds.	Avg.	TD
1960	David Webster	6	156	26.0	2	1988	Deron Cherry	7	51	7.3	0
1961	David Webster	5	50	10.0	0	1989	Albert Lewis	4	37	9.3	0
1962	Bobby Hunt	8	101	12.7	0		Kevin Ross	4	29	7.3	0
1963	Bobby Hunt	6	228	38.0	0	1990	Kevin Ross	5	97	19.4	0
1964	Bobby Hunt	7	133	19.0	1	1991	Deron Cherry	4	31	7.8	0
1965	Fred Williamson	7	89	12.7	0	1992	Dale Carter	7	65	9.3	1
1966*	Johnny Robinson	10	136	13.6	1	1993	Albert Lewis	6	61	10.2	0
	Bobby Hunt	10	113	11.3	0	1994	Charles Mincy	3	49	16.3	0
1967	Fletcher Smith	6	150	25.0	0	1995	Dale Carter	4	45	11.3	0
1968	Johnny Robinson	6	40	6.7	0	1996	Mark Collins	6	45	7.5	0
1969*	Emmitt Thomas	9	147	18.4	1	1997*	Mark McMillian	8	274	34.3	3
1970*	Johnny Robinson	10	155	15.5	0	1998	James Hasty	4	42	10.5	0
1971	Emmitt Thomas	8	145	18.1	1	1999	James Hasty	7	98	14.0	2
1972*	Mike Sensibaugh	8	65	8.1	0	2000	James Hasty	4	53	13.3	0
1973	Emmitt Thomas	3	65	21.6	0	2001	Eric Warfield	4	61	15.3	1
	Mike Sensibaugh	3	58	19.3	0	2002	Greg Wesley	6	170	28.3	0
	Willie Lanier	3	47	16.6	1	2003	Greg Wesley	6	63	10.5	0
	Jim Kearney	3	30	10.0	0		Dexter McCleon	6	-3	-0.5	0
1974*	Emmitt Thomas	12	214	18.8	2	2004	Greg Wesley	4	92	23.0	0
1975	Emmitt Thomas	6	119	19.8	0		Eric Warfield	4	49	12.3	1
1976	Kerry Reardon	5	26	5.2	0	2005	Greg Wesley	6	106	17.7	0
1977	Gary Barbaro	8	165	20.6	1	2006	Ty Law	4	11	2.8	0
1978	Tim Gray	6	118	19.7	0	2007	Jarrad Page	3	37	12.3	0
1979	Gary Barbaro	7	142	20.3	1	2008	Jarrad Page	4	2	0.5	0
1980	Gary Barbaro	10	163	16.3	0	2009	Brandon Flowers	5	38	7.6	0
1981	Eric Harris	7	109	15.6	0	2010	Eric Berry	4	102	25.5	1
1982	Eric Harris	3	66	22.0	1	2011	Brandon Flowers	4	95	23.8	1
	Gary Barbaro	3	48	16.0	1		Brandon Carr	4	17	4.3	0
1983	Deron Cherry	7	100	14.3	0	2012	Brandon Flowers	3	28	9.3	0
1984	Deron Cherry	7	140	20.0	0	2013	Quintin Demps	4	61	15.3	0
1985	Albert Lewis	8	59	7.4	0	2014	Coleman	3	12	4.0	0
1986*	Deron Cherry	9	150	16.7	0	2015	Marcus Peters 9		282	31.3	2
1987	Deron Cherry	3	58	19.3	0						
	Kevin Ross	3	40	13.3	0						

SACKS

Year	Player	Sacks/Yds	Year	Player	Sacks/Yds	Year	Player	Sacks/Yds
1974	Marvin Upshaw	9.5/49.0	1989	Derrick Thomas	10.0/95.5	2003	Vonnie Holliday	5.5/50.0
1975	Wilbur Young	9.5/73.0	1990*	Derrick Thomas	20.0/150.0	2004	Jared Allen	9.0/47.0
1976	Lawrence Estes	5.0/52.0	1991	Derrick Thomas	13.5/112.0	2005	Jared Allen	11.0/65.0
1977	Wilbur Young	5.5/51.5	1992	Neil Smith	14.5/114.5	2006	Tamba Hali	8.0/48.0
1978	Art Still	8.5/59.0		Derrick Thomas	14.5/113.0	2007*	Jared Allen	15.5/111.0
1979	Art Still	8.5/63.5	1993*	Neil Smith	15.0/127.0	2008	Tamba Hali	3.0/23.0
1980	Art Still	4.5/115.0	1994	Neil Smith	11.5/89.0	2009	Tamba Hali	8.5/45.5
1981	Ken Kremer	8.0/57.5	1995	Neil Smith	12.0/82.0	2010	Tamba Hali	14.5/91.5
1982	Art Still	4.0/34.0	1996	Derrick Thomas	13.0/109.0	2011	Tamba Hali	12.0/80.0
1983	Mike Bell	10.0/62.0	1997	Dan Williams	10.5/57.5	2012	Justin Houston	10.0/69.0
1984	Art Still	14.5/86.0	1998	Derrick Thomas	12.0/79.0	2013	Justin Houston	11.0/75.0
1985	Bill Maas	7.0/51.0	1999	Derrick Thomas	7.0/65.0	2013	Tamba Hali	11.0/78.5
1986	Art Still	10.5/77.0	2000	Eric Hicks	14.0/73.0	2014	Justin Houston	18.0/78.0
1987	Mike Bell	6.5/44.0	2001	Duane Clemons	7.0/68.5	2015	Justin Houston	7.5/54
1988	Bill Maas	4.0/34.0	2002	Eric Hicks	9.0/69.5			

Note: Sacks became recognized as an official NFL statistic in 1982. The Chiefs began recording sacks in 1974.

TACKLES

Year	Player	Tackles	Year	Player	Tackles	Year	Player	Tackles
1977	Willie Lanier	132 (88 solo)	1990	Dino Hackett	95 (53 solo)	2003	Scott Fujita	151 (110 solo)
1978	Gary Spani	144 (102 solo)	1991	Deron Cherry	116 (59 solo)	2004	Scott Fujita	112 (71 solo)
1979	Gary Spani	157 (115 solo)	1992	Tracy Simien	97 (56 solo)	2005	Kawika Mitchell	135 (100 solo)
1980	Gary Spani	149 (96 solo)	1993	Tracy Simien	105 (68 solo)	2006	Kawika Mitchell	118 (88 solo)
1981	Gary Spani	153 (104 solo)	1994	Tracy Simien	99 (65 solo)	2007	Napoleon Harris	123 (97 solo)
1982	Art Still	68 (44 solo)	1995	Tracy Simien	106 (75 solo)	2008	Bernard Pollard	98 (78 solo)
1983	Jerry Blanton	136 (83 solo)	1996	Mark Collins	119 (94 solo)	2009	Demorrio Williams	142 (90 solo)
1984	Art Still	131 (107 solo)	1997	Reggie Tongue	142 (91 solo)	2010	Derrick Johnson	147 (107 solo)
1985	Deron Cherry	134 (85 solo)	1998	Donnie Edwards	151 (97 solo)	2011	Derrick Johnson	179 (131 solo)
1986	Dino Hackett	140 (78 solo)	1999	Donnie Edwards	143 (105 solo)	2012	Derrick Johnson	125 (110 solo)
1987	Dino Hackett	103 (74 solo)	2000	Donnie Edwards	151 (119 solo)	2013	Derrick Johnson	107 (95 solo)
1988	Deron Cherry	151 (90 solo)	2001	Donnie Edwards	147 (112 solo)	2014	Josh Mauga	103 (82 solo)
1989	Deron Cherry	87 (45 solo)	2002	Mike Maslowski	162 (109 solo)	2015	Derrick Johnson	126 (100 solo)

Note: The Chiefs began recording tackle totals in 1977.

SPECIAL TEAMS TACKLES

Year	Player	Tackles	Year	Player	Tackles	Year	Player	Tackles
1982	Al Steinfeld	18 (13 solo)		Bennie Thompson	14 (11 solo)	2004	Gary Stills	25 (19 solo)
1983	Albert Lewis	27 (23 solo)	1994	Greg Manusky	23 (22 solo)	2005	Rich Scanlon	29 (20 solo)
1984	Ken Jolly	28 (19 solo)		Monty Grow	23 (21 solo)	2006	Kris Griffin	22 (14 solo)
1985	Walt Arnold	20 (12 solo)	1995	Greg Manusky	23 (18 solo)	2007	Nate Harris	20 (10 solo)
1986	Sherman Cocroft	22 (21 solo)		Tracy Rogers	23 (15 solo)	2008	Jon McGraw	23 (19 solo)
1987	Tim Cofield	19 (10 solo)	1996	Greg Manusky	26 (20 solo)	2009	Jovan Belcher	17 (16 solo)
1988	Angelo Snipes	26 (17 solo)	1997	Greg Manusky	25 (20 solo)	2010	Terrance Copper	19 (14 solo)
1989	Rob McGovern	24 (18 solo)	1998	Greg Manusky	23 (14 solo)	2011	Cory Greenwood	15 (10 solo)
1990	Todd McNair	27 (22 solo)	1999	Greg Manusky	27 (19 solo)	2012	Edgar Jones	7 (7 solo)
1991	Tim Barnett	15 (12 solo)	2000	Mike Maslowski	25 (20 solo)	2013	Anthony Sherman	11 (10 solo)
1992	Bennie Thompson	27 (20 solo)	2001	Gary Stills	18 (14 solo)	2014	Anthony Sherman	13 (13 solo)
1993	Fred Jones	14 (14 solo)	2002	Gary Stills	34 (25 solo)	2015	Frank Zombo	9 (8 solo)
	Todd McNair	14 (11 solo)	2003	Gary Stills	29 (24 solo)			

Note: The Chiefs began recording special teams tackle totals in 1982.

PUNTING

Year	Player	No.	Yds.	Avg.	In 20 LG	Year	Player	No.	Yds.	Avg.	In 20 LG
1960	Cotton Davidson	58	2287	39.4	— —	1988	Kelly Goodburn	76	3059	40.3	10 59
1961	Cotton Davidson	61	2479	40.6	— 62	1989	Kelly Goodburn	67	2688	40.1	25 54
1962	Eddie Wilson	47	1691	36.0	— 52	1990	Bryan Barker	64	2479	38.7	16 56
1963	Jerrel Wilson	61	2628	43.1	— 72	1991	Bryan Barker	57	2303	40.4	11 57
1964	Jerrel Wilson	78	3326	42.6	— 70	1992	Bryan Barker	75	3245	43.3	16 65
1965*	Jerrel Wilson	69	3132	45.4	— 64	1993	Bryan Barker	76	3240	42.6	19 59
1966	Jerrel Wilson	62	2715	43.8	— 69	1994	Louie Aguiar	85	3582	42.1	15 61
1967	Jerrel Wilson	41	1739	42.4	— 59	1995	Louie Aguiar	91	3990	43.8	29 65
1968*	Jerrel Wilson	63	2841	45.1	— 70	1996	Louie Aguiar	88	3667	41.7	25 68
1969	Jerrel Wilson	68	3022	44.4	— 62	1997	Louie Aguiar	82	3465	42.3	28 65
1970	Jerrel Wilson	76	3415	44.9	— 68	1998	Louie Aguiar	75	3226	43.0	20 59
1971	Jerrel Wilson	64	2864	44.8	— 68	1999	Daniel Pope	101	4218	41.8	20 64
1972*	Jerrel Wilson	66	2960	44.8	— 69	2000	Todd?Sauerbrun	82	3656	44.6	28 68
1973*	Jerrel Wilson	80	3642	45.5	— 68	2001	Dan Stryzinski	73	2976	40.8	27 76
1974	Jerrel Wilson	83	3462	41.7	— 64	2002	Dan Stryzinski	64	2422	37.8	15 56
1975	Jerrel Wilson	54	2233	41.4	— 64	2003	Jason Baker	80	3156	39.5	21 68
1976	Jerrel Wilson	65	2729	42.0	15 62	2004	Steve Cheek	42	1643	39.1	8 55
1977	Jerrel Wilson	88	3510	39.4	11 59	2005	Dustin Colquitt	65	2564	39.4	27 62
1978	Zenon Andrusyshyn	79	3247	41.1	18 61	2006	Dustin Colquitt	71	3145	44.3	23 72
1979*	Bob Grupp	89	3883	43.6	23 74	2007	Dustin Colquitt	95	4322	45.5	27 81
1980	Bob Grupp	84	3317	39.5	23 57	2008	Dustin Colquitt	70	3110	44.4	27 73
1981	Bob Grupp	41	1556	38.0	5 57	2009	Dustin Colquitt	96	4361	45.4	41 70
1982	Jeff Gossett	33	1366	41.4	6 56	2010	Dustin Colquitt	88	3908	44.4	33 72
1983	Jim Arnold	93	3710	39.9	21 64	2011	Dustin Colquitt	89	4084	45.9	27 68
1984	Jim Arnold	98	4397	44.9	22 63	2012	Dustin Colquitt	83	3887	46.8	45 71
1985	Jim Arnold	93	3827	41.2	15 62	2013	Dustin Colquitt	87	4005	46.0	35 65
1986	Lewis Colbert	99	4033	40.7	23 56	2014	Dustin Colquitt	71	3164	44.6	31 69
1987	Kelly Goodburn	59	2412	40.9	13 55	2015	Dustin Colquitt 82		3621	44.2	42 62

PUNT RETURNS

Year	Player	No.	Yds.	Avg.	LG TD	Year	Player	No.	Yds.	Avg.	LG TD
1960	Abner Haynes	14	215	15.4	46 0	1988	Kitrick Taylor	29	187	6.4	16 0
1961	Abner Haynes	19	196	10.3	44 0	1989	Pete Mandley	19	151	7.9	19 0
1962	Frank Jackson	11	117	10.6	29 0	1990	Naz Worthen	25	180	7.2	37 0
1963	Frank Jackson	11	95	8.6	17 0	1991	Troy Stradford	22	150	6.8	18 0
1964	Willie Mitchell	18	167	9.3	36 0	1992	Dale Carter	38	398	10.5	86 2
1965	Willie Mitchell	19	242	12.7	71 1	1993	Dale Carter	27	247	9.1	30 0
1966	Mike Garrett	17	139	8.2	79 1	1994	Danan Hughes	27	192	7.1	43 0
1967	Noland Smith	26	212	8.2	59 0	1995	Tamarick Vanover	51	540	10.6	86 1
1968*	Noland Smith	18	270	15.0	80 1	1996	Tamarick Vanover	17	116	6.8	24 0
1969	Noland Smith	9	107	11.9	80 0	1997	Tamarick Vanover	35	383	10.9	82 1
1970*	Ed Podolak	23	311	13.5	60 0	1998	Tamarick Vanover	27	264	9.8	37 0
1971	Ed Podolak	13	84	6.5	23 0	1999	Tamarick Vanover	51	627	12.3	80 2
1972	Larry Marshall	18	103	5.7	29 0	2000	Kevin Lockett	26	208	8.0	26 0
1973	Larry Marshall	29	180	6.2	31 0	2001	Dante Hall	32	235	7.3	26 0
1974	Ed Podolak	15	134	8.9	54 0	2002	Dante Hall	29	390	13.4	90 2
1975	Charlie Thomas	12	112	9.3	34 0	2003	Dante Hall	29	472	16.3	93 2
1976	Larry Brunson	31	387	12.5	48 0	2004	Dante Hall	23	232	10.1	46 0
1977	Gary Green	14	115	8.2	18 0	2005	Dante Hall	42	276	6.6	52 0
1978	Eddie Payton	32	364	11.4	39 0	2006	Dante Hall	27	240	8.9	60t 1
1979	J.T. Smith	58	612	10.6	88 2	2007	Eddie Drummond	32	222	6.9	22 0
1980*	J.T. Smith	40	581	14.5	75 2	2008	Kevin Robinson	11	94	8.5	32 0
1981	J.T. Smith	50	528	10.6	62 0	2009	Bobby Wade	21	160	7.6	18 0
1982	Anthony Hancock	12	103	8.6	30 0	2010	Javier Arenas	39	322	8.3	36 0
1983	J.T. Smith	26	210	8.1	19 0	2011	Javier Arenas	32	410	12.8	37 0
1984	J.T. Smith	39	332	8.5	27 0	2012	Javier Arenas	34	297	8.7	27 0
1985	Garcia Lane	43	381	8.9	57 0	2013	Dexter McCluster	58	686	11.8	89t 2
1986	Jeff Smith	29	245	8.4	48 0	2014	Thomas	34	405	11.9	81t 1
1987	Michael Clemons	19	162	8.5	44 0	2015	Maclin 51		416	8.2	37 0

KICKOFF RETURNS

Year	Player	No.	Yds.	Avg.	LG	TD	Year	Player	No.	Yds.	Avg.	LG	TD
1960	Abner Haynes	19	434	22.8	82	0	1987*	Paul Palmer	38	923	24.3	95	2
1961*	Dave Grayson	16	453	28.3	73	0	1988	Kenny Gamble	15	291	19.4	31	0
1962	Dave Grayson	18	535	29.7	59	0	1989	Danny Copeland	26	466	17.9	36	0
1963	Dave Grayson	20	564	28.2	99	1	1990	Todd McNair	14	227	16.2	23	0
1964	Dave Grayson	30	679	22.6	80	0	1991	Harvey Williams	24	524	21.8	76	0
1965	Bert Coan	19	479	25.2	52	0	1992	Harvey Williams	21	405	19.3	37	0
1966	Emmitt Thomas	29	673	23.2	63	0	1993	Danan Hughes	14	266	19.0	30	0
1967	Noland Smith	41	1148	28.0	106	1	1994	Ron Dickerson	21	472	22.5	62	0
1968	Noland Smith	23	549	23.9	37	0	1995	Tamarick Vanover	43	1095	25.5	99	2
1969	Warren McVea	13	318	24.5	40	0	1996*	Tamarick Vanover	33	854	25.9	97	1
1970	Robert Holmes	19	535	28.2	48	0	1997	Tamarick Vanover	51	1308	25.6	94	1
1971	Kerry Reardon	12	308	25.7	41	0	1998	Tamarick Vanover	41	956	23.3	62	0
1972	Larry Marshall	23	651	28.3	48	0	1999	Tamarick Vanover	44	886	20.1	29	0
1973	Larry Marshall	14	391	27.9	38	0	2000	Michael Cloud	36	779	21.6	38	0
1974	Bill Thomas	25	571	22.8	33	0	2001	Dante Hall	43	969	22.5	71	0
1975	Reggie Craig	10	247	24.7	63	0	2002	Dante Hall	57	1354	23.8	88	1
1976	Lawrence Williams	25	688	27.6	64	0	2003*	Dante Hall	57	1478	25.9	100	2
1977	Ted McKnight	12	305	25.4	70	0	2004	Dante Hall	68	1718	25.3	97	2
1978	Eddie Payton	30	775	25.8	66	0	2005	Dante Hall	65	1560	24.0	96	1
1979	Horace Belton	22	463	21.0	52	0	2006	Dante Hall	53	1207	22.8	60	0
1980	Carlos Carson	40	917	22.9	47	0	2007	Eddie Drummond	37	785	21.2	39	0
1981	James Murphy	20	457	22.9	46	0	2008	Dantrell Savage	26	633	24.3	59	0
1982	Anthony Hancock	27	609	22.6	68	0	2009	Jamaal Charles	36	925	25.7	97	1
1983	Theotis Brown	15	301	20.1	46	0	2010	Dexter McCluster	26	527	20.3	36	0
1984	J.T. Smith	19	391	20.6	39	0	2011	Dexter McCluster	25	557	22.3	35	0
1986	Boyce Green	10	254	25.4	97	1	2012	Shaun Draughn	23	537	23.3	41	0
1985	Jeff Smith	33	654	19.8	39	0	2013	Quintin Demps	33	992	30.1	95t	1
							2014	Knile Davis	29	829	28.6	99t	1
							2015	Knile Davis 28		799	28.5	106t	1

LEADING SCORER

Year	Player	TD	PAT	FG	Points	Year	Player	TD	PAT	FG	Points
1960	Jack Spikes	5	34	13	103	1988	Nick Lowery	0	23	27	104
1961	Jack Spikes	5	10	4	54	1989	Nick Lowery	0	34	24	106
1962	Abner Haynes	19	0	0	114	1990*	Nick Lowery	0	37	34	139
1963	Chris Burford	9	1#	0	56	1991	Nick Lowery	0	35	25	110
1964	Tommy Brooker	0	46	8	70	1992	Nick Lowery	0	39	22	105
1965	Tommy Brooker	0	37	13	76	1993	Nick Lowery	0	37	23	106
1966	Mike Mercer	0	35	20	93	1994	Lin Elliott	0	30	25	105
1967	Jan Stenerud	0	45	21	108	1995	Lin Elliott	0	34	24	106
1968	Jan Stenerud	0	39	30	129	1996	Pete Stoyanovich	0	34	17	85
1969	Jan Stenerud	0	38	27	119	1997	Pete Stoyanovich	0	35	26	113
1970	Jan Stenerud	0	26	30	116	1998	Pete Stoyanovich	0	34	27	115
1971	Jan Stenerud	0	32	26	110	1999	Pete Stoyanovich	0	45	21	108
1972	Jan Stenerud	0	32	21	95	2000	Todd Peterson	0	25	15	70
1973	Jan Stenerud	0	21	24	93	2001	Todd Peterson	0	27	27	108
1974	Jan Stenerud	0	24	17	75	2002*	Priest Holmes	24	0	0	144
1975	Jan Stenerud	0	30	22	96	2003	Priest Holmes	27	0	0	162
1976	Jan Stenerud	0	27	21	90	2004	Lawrence Tynes	0	58	17	109
1977	Jan Stenerud	0	27	8	51	2005	Larry Johnson	21	0	0	126
1978	Jan Stenerud	0	25	20	85	2006	Larry Johnson	19	0	0	114
1979	Jan Stenerud	0	23	12	64	2007	Dave Rayner	0	14	15	59
1980	Nick Lowery	0	37	20	97	2008	Tony Gonzalez	10	0	0	60
1981	Nick Lowery	0	37	26	115	2009	Ryan Succop	0	29	25	104
1982	Nick Lowery	0	17	19	74	2010	Ryan Succop	0	42	20	102
1983	Nick Lowery	0	44	24	116	2011	Ryan Succop	0	20	24	92
1984	Nick Lowery	0	35	23	104	2012	Ryan Succop	0	17	28	101
1985	Nick Lowery	0	35	24	107	2013	Ryan Succop	0	52	22	118
1986	Nick Lowery	0	43	19	100	2014	Ciara Santos	0	38	25	113
1987	Nick Lowery	0	26	19	83	2015	Ciara Santos 0		44	35	149

LEADING NON-KICK SCORER

Year	Player	Rush TD	Rec TD	Ret TD	Points	Year	Player	Rush TD	Rec TD	Ret TD	Points
1960	Abner Haynes	9	3	0	72	1989	Christian Okoye	12	0	0	72
1961	Abner Haynes	9	3	1	78	1990	Christian Okoye	7	0	0	42
1962	Abner Haynes	13	6	0	114	1991	Christian Okoye	9	0	0	54
1963	Chris Burford	0	9	0	56#	1992	Christian Okoye	6	0	0	36
1964	Frank Jackson	0	9	0	54	1993*	Marcus Allen	12	3	0	90
1965	Curtis McClinton	6	3	0	54	1994	Marcus Allen	7	0	0	44#
1966	Bert Coan	7	2	0	54	1995	Marcus Allen	5	0	0	30
	Curtis McClinton	4	5	0	54		Steve Bono	5	0	0	30
1967	Otis Taylor	1	11	0	72		Willie Davis	0	5	0	30
1968	Robert Holmes	7	0	0	42		Tamarick Vanover	0	2	3	30
1969	Mike Garrett	6	2	0	48	1996	Marcus Allen	9	0	0	54
1970	Wendell Hayes	5	0	0	30	1997	Marcus Allen	11	0	0	66
1971	Ed Podolak	9	0	0	54	1998	Bam Morris	8	0	0	48
1972	Otis Taylor	0	6	0	36	1999	Tony Gonzalez	0	11	0	66
	Ed Podolak	4	2	0	36	2000	Derrick Alexander	0	10	0	60
1973	Otis Taylor	0	4	0	24	2001	Priest Holmes	8	2	0	60
1974	Woody Green	3	1	0	24	2002*	Priest Holmes	21	3	0	144
1975	Woody Green	5	1	0	36	2003*	Priest Holmes	27	0	0	162
1976	Walter White	0	7	0	42	2004	Priest Holmes	15	0	0	90
1977	Ed Podolak	5	0	0	30	2005	Larry Johnson	21	1	0	126
	Walter White	0	5	0	30	2006	Larry Johnson	17	2	0	114
1978	Arnold Morgado	7	0	0	42	2007	Dwayne Bowe	0	5	0	30
	Tony Reed	6	1	0	42		Tony Gonzalez	0	5	0	30
1979	Ted McKnight	8	0	0	48	2008	Tony Gonzalez	0	10	0	60
1980	Henry Marshall	0	6	0	36	2009	Jamaal Charles	7	1	1	56#
1981	Billy Jackson	10	1	0	66	2010	Dwayne Bowe	0	15	0	90
1982	Billy Jackson	3	0	0	18	2011	Dwayne Bowe	0	5	0	30
	Henry Marshall	0	3	0	18	2012	Jamaal Charles	5	1	0	36
1983	Theotis Brown	8	2	0	60	2013	Jamaal Charles	12	7	0	114
1984	6 Players Tied	-	-	-	24	2014	Jamaal Charles	9	5	0	84
1985	Stephone Paige	0	10	0	60	2015	Jeremy Maclin 0		8	0	48
1986	Stephone Paige	0	11	0	66						
1987	Carlos Carson	0	7	0	42						
1988	Stephone Paige	0	7	0	42						

#Includes two-point conversion

NFL RANKING BY YARDAGE

(Compiled Since 1971)

Year	Total	OFFENSE		Total	DEFENSE	
		Rushing	Passing		Rushing	Passing
1971	9	12	7	7	3	24
1972	17	16	18t	15	11	18
1973	20	19	19	7	9	4
1974	16	17	15	25	12	25
1975	15	15	12	25	25	20
1976	7	22	1	27	27	24
1977	16	20	12	28	28	14
1978	15	2	27	20	18	17
1979	27	13	28	12	6	22
1980	28	18†	27	18	21	10
1981	17	3	25	17	3	23
1982	25	21	21	10	19	10
1983	9	28	3	14	20	10
1984	17	27	7	24	16	23
1985	22	28	11	21	20	20
1986	28	27	21	8	11	12
1987	24	19	26	27	27	22
1988	22	22	16	10	28	1
1989	13	4	21	2	12	2
1990	7	10	9	16	12	17
1991	5	3	14	13	18	16
1992	25	23	20	5	15	2
1993	16	20	15	11	9	14
1994	5	11	7	12	16	10
1995	14	1	25	2	3	5
1996	22	4	26	18	13	22
1997	14	5	24	11	7	16
1998	19	23	16	9	18	7
1999	12	4	22	14	11	16
2000	8	25	5	18	17	20
2001	5	6	5	23	27	14
2002	4	3	11	32	24	31
2003	2	15	2	29	30	20
2004	1	5	4	31	12	32
2005	1	4	6	25	7	30
2006	16	9	22	16	18	18
2007	31	32	20	13	28	5
2008	24	16	20	31	30	28
2009	25	11	25	30	31	22
2010	12	1	30	14	14	17
2011	27	15	25	11	26	6
2012	24	5	32	20	27	12
2013	21	10	24t	24	22	25
2014	25	10	29	7	28	2
2015	27	6	30	7	8	9

t-Tied for position

OFFENSE YEAR-BY-YEAR

Year	Total Plays	First Downs	Rush Yards	Pass Yards	Total Yards	Total Points	Year	Total Plays	First Downs	Rush Yards	Pass Yards	Total Yards	Total Points
1960	918	255	1814	2831	4645	362	1988	1019	289	1713	3131	4844	254
1961	838	234	2183	2576	4759	334	1989	1017	304	2227	3038	5265	318
1962	840	259	2407	2455	4862	389	1990	975	280	1948	3267	5215	369
1963	872	250	1697	2651	4348	347	1991	1021	322	2217	3104	5321	322
1964	871	244	1839	2871	4710	366	1992	907	246	1532	2792	4324	348
1965	833	228	1736	2554	4290	322	1993	970	300	1655	3180	4835	328
1966	846	266	2274	2840	5114	448	1994	1098	322	1732	3960	5692	319
1967	872	251	2018	2472	4490	408	1995	1059	295	2222	3020	5242	358
1968	831	223	2227	2276	4503	371	1996	1045	312	2009	2890	4899	297
1969	899	258	2220	2387	4607	359	1997	1054	315	2171	2893	5064	375
1970	770	183	1858	1719	3577	272	1998	1012	289	1548	3260	4808	327
1971	836	240	1843	2347	4190	302	1999	1049	282	2082	3239	5321	390
1972	894	245	1915	2041	3956	287	2000	999	321	1465	4149	5614	355
1973	863	208	1793	1743	3536	231	2001	1015	324	2008	3665	5673	320
1974	901	224	1720	2108	3828	233	2002	965	343	2378	3622	6000	467
1975	933	261	1847	2360	4207	282	2003	1003	348	1929	3981	5910	484
1976	959	275	1873	2929	4804	290	2004	1089	398	2289	4406	6695	483
1977	878	228	1843	2093	3936	225	2005	1059	347	2382	3810	6192	403
1978	1054	287	2986	1834	4820	243	2006	1004	310	2143	3000	5143	331
1979	972	241	2316	1660	3976	238	2007	1001	255	1248	3181	4429	226
1980	1009	270	1873	2448	4321	319	2008	957	273	1810	3129	4939	291
1981	1057	315	2633	2640	5273	343	2009	1019	256	1929	2922	4851	294
1982*	573	163	943	1555	2498	176	2010	1063	319	2627	2968	5595	366
1983	1074	314	1254	4341	5595	386	2011	1021	277	1893	3080	4973	212
1984	1034	295	1527	3568	5095	314	2012	1015	286	2395	2713	5108	211
1985	982	258	1486	3391	4877	317	2013	1029	323	2056	3340	5396	430
1986	1003	264	1468	2750	4218	358	2014	962	309	1918	3182	5100	353
1987#	899	265	1799	2619	4418	273	2015						

Bold Denotes Club Record *Italics Denotes NFL Record* Yardages Net *Nine Games #15 Games

DEFENSE YEAR-BY-YEAR

Year	Total Plays	First Downs	Rush Yards	Pass Yards	Total Yards	Total Points	Year	Total Plays	First Downs	Rush Yards	Pass Yards	Total Yards	Total Points
1960	924	253	980	3002	3982	253	1988	1042	318	2592	2434	5026	320
1961	844	248	1525	3077	4602	343	1989	952	253	1766	2527	4293	253
1962	848	239	1250	2701	3951	233	1990	945	268	1640	3241	4881	257
1963	856	228	1558	2629	4187	263	1991	927	275	1770	3228	4998	252
1964	856	204	1315	2620	3935	306	1992	949	256	1767	2537	4324	282
1965	847	200	1366	2457	3749	285	1993	1013	300	1620	3151	4771	291
1966	873	222	1356	2614	3970	276	1994	989	289	1734	3266	5000	298
1967	843	221	1408	2536	3944	254	1995	1047	289	1327	3222	4549	241
1968	900	215	1266	2823	4089	170	1996	1008	296	1666	3538	5204	300
1969	808	181	1091	2072	3163	177	1997	974	278	1621	3259	4880	232
1970	851	226	1657	2010	3667	244	1998	1010	321	1869	2985	4854	363
1971	813	223	1337	2506	3770	208	1999	1033	281	1557	3482	5039	322
1972	853	227	1805	2222	4027	254	2000	1041	330	1809	3417	5280	354
1973	856	209	1956	1619	3575	192	2001	1003	296	2140	3164	5304	344
1974	936	267	1801	2663	4464	293	2002	1081	367	2067	4181	6248	399
1975	915	289	2712	2512	5224	341	2003	1054	322	2344	3363	5707	332
1976	899	309	2861	2496	5359	376	2004	960	327	1834	4203	6037	435
1977	992	304	2971	2022	4993	349	2005	971	292	1570	3679	5249	325
1978	995	284	2389	2582	4971	327	2006	999	298	1928	3334	5262	315
1979	1088	297	1847	3124	4971	262	2007	980	278	2089	3022	5111	335
1980	1096	328	2206	3109	5315	336	2008	1041	344	2543	3748	6291	440
1981	1102	316	1747	3626	5373	290	2009	1062	318	2504	3707	6211	424
1982*	556	170	1066	1667	2733	184	2010	1028	293	1764	3519	5283	326
1983	1089	319	2275	3111	5386	367	2011	991	291	2112	3221	5333	338
1984	1159	335	1982	3645	5625	324	2012	973	301	2171	3533	5704	425
1985	1126	336	2169	3489	5658	360	2013	1067	303	1923	3962	5885	305
1986	1098	310	1739	3195	4934	326	2014	1024	310	2036	3252	5288	281
1987#	1045	344	2333	3306	5639	388	2015						

Bold Denotes Club Record *Italics Denotes NFL Record* Yardages Net *Nine Games #15 Games

TURNOVERS YEAR-BY-YEAR

Year	INTs	TAKEAWAYS		INTs	GIVEAWAYS		RATIO
		FUMBLES	TOTAL		FUMBLES	TOTAL	
1960	27	16	43	19	18	37	+6
1961	20	18	38	18	18	37	+2
1962	32	17	49	17	14	31	+18
1963	26	19	45	22	16	38	+7
1964	28	19	47	21	19	40	+7
1965	20	13	33	20	21	41	-8
1966	33	8	41	15	16	31	+10
1967	31	11	42	19	8	27	+15
1968	37	12	49	11	16	27	+22
1969	32	15	47	20	19	39	+8
1970	31	12	43	16	15	31	+12
1971	27	7	34	13	13	26	+8
1972	24	19	43	20	12	32	+11
1973	21	18	39	13	18	31	+8
1974	28	16	44	25	13	38	+6
1975	20	22	42	15	18	33	+9
1976	23	20	43	17	16	33	+10
1977	21	23	44	26	21	47	-3
1978	21	14	35	16	18	34	+1
1979	23	14	37	18	18	36	+1
1980	28	15	43	14	16	30	+13
1981	26	21	47	22	24	46	+1
1982*	12	10	22	8	4	12	+10
1983	30	21	51	19	19	38	+13
1984	30	11	41	22	15	37	+5
1985	27	14	41	23	11	34	+7
1986	31	18	49	18	17	35	+14
1987#	11	17	28	17	24	41	-13
1988	18	13	31	21	12	33	-2
1989	15	18	33	23	18	41	-8
1990	20	25†	45†	5†	14	19	+26†
1991	15	18	33	14	8†	22	+11
1992	24	15	39	12	9	21	+18†
1993	21	17	38	10	18	28	+10
1994	12	26†	38	14	12	26	+12
1995	16	17	33	10	11	21	+12†
1996	17	10	27	14	10	24	+3
1997	21	13	34	10	10	20	+14
1998	13	20	33	18	14	32	+1
1999	25	20	45	15	9	24	+21†
2000	15	14	29	15	11	26	+3
2001	13	13	26	24	9	33	-7
2002	18	13	31	13	2	15	+16
2003	25	12	37	12	6	19	+19†
2004	13	8	21	17	10	27	-6
2005	16	15	31	10	13	23	+8
2006	15	15	30	12	14	26	+4
2007	14	8	22	20	13	33	-11
2008	13	16	29	16	8	24	+5
2009	15	13	28	17	10	27	+1
2010	14	9	23	8	6	14	+9
2011	20	6	26	28	18	10	-2
2012	7	6	13	20	17	37	-24
2013	21	15	36	8	10	18	+18
2014	6	8	14	6	11	17	-3
2015	26	8	34	8	9	17	+17

Bold Denotes Club Record †Denotes NFL Season Leader * Nine Games #15 Games

Note: Chiefs six straight years (1990-95) with a +10 turnover ratio is an NFL record.

CAREER LEADERS

GAMES PLAYED

(Includes all players with 100 games played)

Player	Games Played	Player	Games Played
1. Will Shields (1993-06)	224	Art Still (1978-87)	136
2. Nick Lowery (1980-93)	212	Jonathan Hayes (1985-93)	136
3. Jerrel Wilson (1963-77)	203	38. Mike Bell (1979-85, '87-91)	135
4. Tony Gonzalez (1997-08)	190	39. Otis Taylor (1965-75)	130
5. Jan Stenerud (1967-79)	186	40. Jerome Woods (1996-05)	128
6. Len Dawson (1962-75)	183	Eric Hicks (1998-06)	128
7. Buck Buchanan (1963-75)	182	42. E.J. Holub (1961-70)	127
8. Emmitt Thomas (1966-78)	181	43. Matt Herkenhoff (1976-85)	125
9. Jim Tyrer (1961-73)	180	Stephone Paige (1983-91)	125
10. John Alt (1984-96)	179	Dan Saleaumua (1989-96)	125
11. Jack Rudnay (1970-82)	178	46. Gary Spani (1978-86)	124
12. Ed Budde (1963-76)	177	Kimble Anders (1991-00)	124
13. Dustin Colquitt (2005-15)	174	48. John Browning (1996-05)	121
14. Derrick Thomas (1989-99)	169	49. Carlos Carson (1980-89)	120
Tim Grunhard (1990-00)	169	50. Charlie Getty (1974-82)	119
16. Bobby Bell (1963-74)	168	Jason Dunn (2000-07)	119
17. Henry Marshall (1976-87)	165	52. Fred Arbanas (1962-70)	118
18. Johnny Robinson (1960-71)	164	Dave Lindstrom (1978-85)	118
19. Tony Richardson (1995-05)	163	Greg Wesley (2000-07)	118
Brian Waters (2000-10)	163	55. Donnie Edwards (1996-01, 2007-08)	117
22. Kevin Ross (1984-93, '97)	156	56. Bill Maas (1984-92)	116
Tamba Hali (2006-15)	156	57. Jim Kearney (1967-75)	115
23. Derrick Johnson (2005-15)	154	Eric Warfield (1998-05)	115
24. Jim Lynch (1967-77)	151	59. Sherrill Headrick (1960-67)	108
25. Dave Hill (1963-74)	150	60. Curtis McClinton (1962-69)	107
Albert Lewis (1983-93)	150	Ed Beckman (1977-84)	107
27. Willie Lanier (1967-77)	149	62. Bill Kenney (1980-88)	106
28. Deron Cherry (1981-91)	148	Kendall Gammon (2000-06)	106
29. Tom Condon (1974-84)	147	64. Ed Podolak (1969-77)	104
30. Lloyd Burruss (1981-91)	145	Dale Carter (1992-98)	104
31. Casey Wiegmann (2001-07, 2010-11)	143	66. Chris Burford (1960-67)	103
Jerry Mays (1961-70)	140	Leonard Griffin (1986-93)	103
33. Rich Baldinger (1983-92)	139	68. Gary Barbaro (1976-82)	101
Dave Lutz (1983-92)	139	69. Whitney Paul (1976-81, '86)	100
35. Neil Smith (1988-96)	138	Gary Green (1977-83)	100

GAMES STARTED

(Includes all players with 100 games started, compiled since 1968)

Player	Games Started	Player	Games Started
1. Will Shields (1993-06)	223	22. Dave Lutz (1983-92)	123
2. Tony Gonzalez (1997-08)	174	23. Willie Lanier (1967-77)	122
3. Jack Rudnay (1970-82)	171	Matt Herkenhoff (1976-85)	122
4. Tim Grunhard (1990-00)	164	25. Tom Condon (1974-84)	119
5. Len Dawson (1962-75)	158*	26. Dan Saleaumua (1989-96)	117
6. Derrick Thomas (1989-99)	157	27. Jim Kearney (1967-75)	112**
7. Tamba Hali (2006-15)	155	28. Bill Maas (1984-91)	111
8. John Alt (1984-96)	149	Dwayne Bowe (2007-14)	111
Brian Waters (2000-10)	149	30. Buck Buchanan (1963-75)	109**
9. Emmitt Thomas (1966-78)	148**	31. Gary Spani (1978-86)	108
10. Kevin Ross (1984-93, '97)	144	32. Jerome Woods (1996-05)	105
11. Casey Wiegmann (2001-07, 2010-11)	143	33. Charlie Getty (1974-82)	104
12. Derrick Johnson (2005-15)	141	Eric Hicks (1998-06)	104
13. Willie Lanier (1967-77)	137**	36. Lloyd Burruss (1981-91)	103
Jim Lynch (1967-77)	137**	Rich Baldinger (1983-92)	103
15. Dave Szott (1990-00)	136	Greg Wesley (2000-07)	103
16. Henry Marshall (1976-87)	135	39. Gary Barbaro (1976-82)	101
17. Art Still (1978-81)	133	40. Donnie Edwards (1996-01, 2007-08)	100
18. Albert Lewis (1983-93)	128	Mike Bell (1979-85, '87-91)	100
19. Neil Smith (1988-96)	127		
20. Derrick Johnson (2005-14)	125		
21. Deron Cherry (1981-91)	124		

* Includes all of Dawson's starts dating back to '62. ** Does not include starts prior to '68.

RUSHING

(Includes all players with 1,000 rushing yards)

	Player	No.	Yds.	Avg.	TD
1.	Jamaal Charles (2008-15)	1320	7220	5.5	42
2.	Priest Holmes (2001-07)	1321	6070	4.6	76
3.	Larry Johnson (2003-09)	1375	6015	4.4	55
4.	Christian Okoye (1987-92)	1246	4857	3.9	40
5.	Ed Podolak (1969-77)	1157	4451	3.8	34
6.	Abner Haynes (1960-64)	792	3837	4.8	39
7.	Marcus Allen (1993-97)	932	3698	4.0	44
8.	Mike Garrett (1966-70)	736	3246	4.4	23
9.	Curtis McClinton (1962-69)	762	3124	4.1	18
10.	Herman Heard (1984-89)	651	2694	4.1	13
11.	Wendell Hayes (1968-74)	668	2560	3.8	18
12.	Greg Hill (1994-97)	588	2436	4.1	6
13.	Ted McKnight (1977-81)	528	2344	4.4	22
14.	Barry Word (1990-92)	527	2306	4.4	12
15.	Kimble Anders (1991-00)	490	2261	4.6	9
16.	Tony Reed (1977-80)	513	2184	4.3	8
17.	Donnell Bennett (1994-00)	519	1902	3.7	17
18.	Robert Holmes (1968-71)	390	1689	4.3	12
19.	Tony Richardson (1995-05)	395	1576	4.0	15
20.	Joe Delaney (1981-82)	321	1501	4.6	3
21.	Woody Green (1974-76)	375	1442	3.8	11
22.	Jack Spikes (1960-64)	329	1392	4.2	12
23.	Billy Jackson (1981-84)	399	1365	3.4	16
24.	Len Dawson (1962-75)	283	1253	4.4	9
25.	Bert Coan (1963-68)	273	1249	4.6	15
26.	MacArthur Lane (1975-78)	318	1209	3.8	8
27.	Mack Lee Hill (1964-65)	230	1203	5.2	6
28.	Warren McVea (1969-73)	239	1053	4.4	10
29.	James Hadnot (1980-83)	266	1029	3.9	5

RECEPTIONS

(Includes all players with 100 receptions)

	Player	No.	Yds.	Avg.	TD
1.	Tony Gonzalez (1997-08)	916	10,940	11.9	76
2.	Dwayne Bowe (2007-14)	532	7155	13.4	44
3.	Henry Marshall (1976-87)	416	6545	15.7	33
4.	Otis Taylor (1965-75)	410	7306	17.8	57
5.	Chris Burford (1960-67)	391	5525	14.1	55
6.	Stephone Paige (1983-91)	377	6341	16.8	49
7.	Kimble Anders (1991-00)	369	2829	7.7	9
8.	Carlos Carson (1980-89)	351	6360	18.1	33
9.	Eddie Kennison (2001-07)	321	5230	16.3	25
10.	Ed Podolak (1969-77)	288	2456	8.5	6
11.	Jamaal Charles (2008-15) 283		2443	8.6	20
12.	Priest Holmes (2001-07)	251	2377	9.5	7
13.	Derrick Alexander (1998-01)	213	3685	17.3	19
14.	Fred Arbanas (1962-70)	198	3101	15.7	34
15.	Abner Haynes (1960-65)	197	2709	13.8	17
16.	Todd McNair (1989-93, '96)	186	1856	10.0	6
17.	J.J. Birden (1990-94)	183	2819	15.4	7
18.	Willie Davis (1991-95)	172	3014	17.5	20
	Dexter McCluster (2010-13)	172	1500	8.7	5
20.	Tony Richardson (1995-05)	168	1230	7.3	8
21.	J.T. Smith (1978-84)	167	2273	13.6	8
22.	Walter White (1975-79)	163	2396	14.7	16
	Frank Jackson (1961-65)	163	2516	15.4	21
24.	Curtis McClinton (1960-69)	154	1945	12.6	14
25.	Larry Johnson (2003-09)	151	1369	9.1	6
26.	Emile Harry (1986-92)	149	1999	13.4	9
27.	Dante Hall (2000-06)	145	1615	11.1	9
28.	Marcus Allen (1993-97)	141	1153	8.2	3
	Mike Garrett (1966-70)	141	1231	8.7	7
30.	Tony Reed (1977-80)	138	1382	10.0	2
31.	Jonathon Hayes (1985-93)	135	1541	11.4	12
32.	Johnnie Morton (2002-04)	134	1932	14.4	8
33.	Andre Rison (1997-99)	133	1852	13.9	12
34.	Herman Heard (1984-89)	132	1125	8.5	3
35.	MacArthur Lane (1975-78)	130	1207	9.3	1
36.	Keith Cash (1992-96)	111	1046	9.4	9
37.	Samie Parker (2004-07)	110	1529	13.9	7
38.	Lake Dawson (1994-97)	103	1406	13.7	10

RECEIVING YARDS

(Includes all players with 1,000 receiving yards)

	Player	Yds.	No.	Avg.	TD
1.	Tony Gonzalez (1997-08)	10,940	916	11.9	76
2.	Otis Taylor (1965-75)	7306	410	17.8	57
3.	Dwayne Bowe (2007-14)	7155	532	13.4	44
4.	Henry Marshall (1976-87)	6545	416	15.7	33
5.	Carlos Carson (1980-89)	6360	351	18.1	33
6.	Stephone Paige (1983-91)	6341	377	16.8	49
7.	Chris Burford (1960-67)	5505	391	14.1	55
8.	Eddie Kennison (2001-07)	5230	321	16.3	25
9.	Derrick Alexander (1998-01)	3685	213	17.3	19
10.	Fred Arbanas (1962-70)	3101	198	15.7	34
11.	Willie Davis (1991-95)	3014	172	17.5	20
12.	Kimble Anders (1991-00)	2829	369	7.7	9
13.	J.J. Birden (1990-94)	2819	183	15.4	14
14.	Abner Haynes (1960-65)	2709	197	13.8	17
15.	Frank Jackson (1961-65)	2516	163	15.4	21
16.	Ed Podolak (1969-77)	2456	288	8.5	6
17.	Jamaal Charles (2008-15) 2443		283	8.6	20
18.	Walter White (1975-79)	2396	163	14.7	16
19.	Priest Holmes (2000-07)	2377	251	9.5	7
20.	J.T. Smith (1978-84)	2273	167	13.6	8
21.	Emile Harry (1986-92)	1999	149	13.4	9
22.	Curtis McClinton (1962-69)	1945	154	12.6	14
23.	Johnnie Morton (2002-04)	1932	134	14.4	8
24.	Todd McNair (1989-93, '96)	1856	186	10.0	6
25.	Andre Rison (1997-99)	1852	133	13.4	12
26.	Larry Brunson (1974-77)	1723	98	17.6	5
27.	Dante Hall (2000-06)	1615	145	11.1	9
28.	Jonathan Hayes (1985-93)	1541	135	11.4	12
29.	Dexter McCluster (2010-13)	1500	172	8.7	5
30.	Samie Parker (2004-07)	1529	110	13.9	7
31.	Frank Pitts (1965-70)	1450	78	18.6	11
32.	Lake Dawson (1994-97)	1406	103	13.7	10
33.	Tony Reed (1977-80)	1382	138	10.0	2
34.	Larry Johnson (2003-09)	1369	151	9.1	6
35.	Gloster Richardson (1967-70)	1358	62	21.9	12
36.	Tony Richardson (1995-05)	1298	177	7.3	9
37.	Anthony Hancock	1266	73	17.3	5
38.	Mike Garrett (1966-70)	1231	141	8.7	7
39.	Johnny Robinson (1960-71)	1228	77	15.9	9
40.	MacArthur Lane (1975-78)	1207	130	9.3	1
41.	Tim Barnett (1991-93)	1188	82	14.5	10
42.	Kevin Lockett (1997-00)	1164	87	13.4	4
43.	Marcus Allen (1993-97)	1153	141	8.2	3
44.	Herman Heard (1984-89)	1125	132	8.5	3
45.	Robb Thomas (1989-91)	1098	92	11.9	7
46.	Elmo Wright (1971-74)	1070	66	16.2	6
47.	Keith Cash (1992-96)	1046	111	9.4	9
47.	Tony Moeaki (2010-13)	1009	80	12.6	4

PASSING

(Includes all players with 4,000 passing yards)

	Player	Att.	Comp.	Yds.	Pct.	TD	INT
1.	Len Dawson (1962-75)	3696	2115	28507	.572	237	178
2.	Trent Green (2001-06)	2777	1720	21459	.619	118	85
3.	Bill Kenney (1979-88)	2430	1330	17277	.547	105	86
4.	Steve DeBerg (1988-91)	1616	934	11873	.578	67	50
5.	Mike Livingston (1968-79)	1751	912	11295	.521	56	83
6.	Elvis Grbac (1997-00)	1548	897	10643	.579	66	47
7.	Matt Cassel (2009-12)	1489	854	9549	.574	59	44
8.	Alex Smith (2013-15) 1442		918	10064	.637	61	20
9.	Steve Bono (1994-96)	1075	594	6489	.553	37	27
10.	Joe Montana (1993-94)	737	480	5427	.651	29	16
11.	Steve Fuller (1979-82)	817	465	5333	.569	22	32
12.	Cotton Davidson (1960-61)	709	330	4919	.465	32	39
13.	Damon Huard (2004-08)	657	404	4612	.615	24	18
14.	Todd Blackledge (1983-87)	742	364	4510	.491	26	32
15.	Dave Krieg (1992-93)	602	335	4353	.556	22	15

SCORING

(Includes all players with 100 total points)

	Player	TD	FG	PAT	Total
1.	Nick Lowery (1980-93)	0	329	479	1466
2.	Jan Stenerud (1967-79)	0	279	394	1231
3.	Ryan Succop (2009-13)	0	118	157	511
4.	Priest Holmes (2001-07)	83	0	0	*500
5.	Tony Gonzalez (1997-08)	76	0	0	*460
6.	Pete Stoyanovich (1996-00)	0	93	163	442
7.	Jamaal Charles (2008-15) 63		0	0	378
8.	Larry Johnson (2003-09)	61	0	0	366
9.	Otis Taylor (1965-75)	60	0	0	360
10.	Abner Haynes (1960-64)	58	0	0	348
11.	Lawrence Tynes (2004-06)	0	68	137	341
12.	Chris Burford (1960-67)	55	0	0	*332
13.	Stephone Paige (1983-91)	49	0	0	294
14.	Tommy Brooker (1962-66)	3	41	149	290
15.	Marcus Allen (1993-97)	47	0	0	282
16.	Dwayne Bowe (2007-14)	44	0	0	264
17.	Ed Podolak (1969-77)	40	0	0	240
	Christian Okoye (1987-92)	40	0	0	240
19.	Morten Andersen (2002-03)	0	38	109	223
20.	Jack Spikes (1960-64)	14	19	69	*212
21.	Lin Elliott (1994-95)	0	49	64	211
22.	Henry Marshall (1976-86)	35	0	0	210
23.	Fred Arbanas (1962-70)	34	0	0	204
24.	Carlos Carson (1980-89)	33	0	0	198
25.	Curtis McClinton (1962-69)	32	0	0	*196
26.	Mike Garrett (1966-70)	32	0	0	192
27.	Todd Peterson (2000-01)	0	42	52	178
28.	Frank Jackson (1961-65)	28	0	0	168
29.	Eddie Kennison (2001-07)	25	0	0	*154
30.	Tony Richardson (1995-05)	24	0	0	144
31.	Wendell Hayes (1968-74)	23	0	0	138
	Ted McKnight (1977-81)	23	0	0	138
33.	Willie Davis (1991-95)	20	0	0	*122
34.	Derrick Alexander (1998-01)	20	0	0	120
	Dante Hall (2000-06)	20	0	0	120
36.	Bert Coan (1963-68)	19	0	0	114
37.	Kimble Anders (1991-00)	18	0	0	108
	Donnell Bennett (1994-00)	18	0	0	108
	Billy Jackson (1981-84)	18	0	0	108
	Johnny Robinson (1960-71)	18	0	0	108

*Includes two-point conversions

TOUCHDOWNS

(Includes all players with 20 total touchdowns)

	Player	Rec.	Rush.	Return	Total
1.	Priest Holmes (2001-07)	7	76	0	83
2.	Tony Gonzalez (1997-08)	76	0	0	76
3.	Jamaal Charles (2008-14) 20		42	1	63
4.	Larry Johnson (2003-09)	6	55	0	61
5.	Otis Taylor (1965-75)	57	3	0	60
6.	Abner Haynes (1960-64)	17	39	2	58
7.	Chris Burford (1960-67)	55	0	0	55
8.	Stephone Paige (1983-91)	49	0	0	49
9.	Marcus Allen (1993-97)	3	44	0	47
10.	Dwayne Bowe (2007-14)	44	0	0	44
11.	Ed Podolak (1969-77)	6	34	0	40
	Christian Okoye (1987-92)	0	40	0	40
13.	Henry Marshall (1976-86)	33	2	0	35
14.	Fred Arbanas (1962-70)	34	0	0	34
15.	Carlos Carson (1980-89)	33	0	0	33
16.	Curtis McClinton (1962-69)	14	18	0	32
	Mike Garrett (1966-70)	7	24	1	32
18.	Frank Jackson (1961-65)	21	7	0	28
19.	Eddie Kennison (2001-07)	25	0	0	25
20.	Tony Richardson (1995-05)	9	15	0	24
21.	Wendell Hayes (1968-74)	5	18	0	23
	Ted McKnight (1977-81)	1	22	0	23
23.	Willie Davis (1991-95)	20	0	0	20
	Derrick Alexander (1998-01)	19	1	0	20
	Dante Hall (2000-06)	9	0	11	20

INTERCEPTIONS

(Includes all players with 15 interceptions)

	Player	No.	Yds.	Avg.	TD
1.	Emmitt Thomas (1966-78)	58	938	16.2	5
2.	Johnny Robinson (1960-71)	57	741	13.0	1
3.	Deron Cherry (1981-91)	50	688	13.8	1
4.	Gary Barbaro (1976-82)	39	771	19.8	3
5.	Albert Lewis (1983-93)	38	329	8.7	0
6.	Bobby Hunt (1962-67)	37	674	18.2	2
7.	Kevin Ross (1984-93, '97)	30	561	18.7	2
8.	Greg Wesley (2000-07)	29	542	18.7	0
9.	Willie Lanier (1967-77)	27	440	16.3	2
10.	Bobby Bell (1963-74)	26	479	18.4	6
11.	Gary Green (1977-83)	24	330	13.8	1
12.	Jim Kearney (1967-75)	23	462	20.0	5
13.	Lloyd Burruss (1981-91)	22	509	23.1	4
14.	Dale Carter (1992-98)	21	183	18.7	1
	James Hasty (1995-00)	21	304	14.5	1
16.	Duane Wood (1960-64)	20	247	13.4	1
	Mike Sensibaugh (1971-75)	20	331	16.6	0
	Eric Warfield (1998-05)	20	236	11.8	3
19.	Dave Grayson (1961-64)	19	309	16.3	1
20.	Jim Lynch (1967-77)	17	191	11.2	1
	Eric Harris (1980-82)	17	229	13.5	1
	Brandon Flowers (2008-13)	17	344	20.2	3
22.	Willie Mitchell (1964-70)	16	302	18.9	3
24.	Jerome Woods (1996-05)	15	282	18.8	2

SACKS

(Includes all players with 20.0 sacks)

1. 126.5 Derrick Thomas 1989-99	8. 43.0 Jared Allen 2004-07
2. 86.5 Neil Smith 1988-96	9. 40.0 Bill Maas 1984-92
3. 86 Tamba Hali 2006-15	10. 35.0 Wilbur Young 1973-77
4. 73.0 Art Still 1978-87	11. 29.0 Dan Saleaumua 1989-86
5. 56 Justin Houston 2011-15	12. 27.5 John Browning 1996-05
6. 51.0 Mike Bell 1979-85, '87-91	13. 24.0 Whitney Paul 1976-81, '86
7. 44.5 Eric Hicks 1998-06	14. 23.5 Joe Phillips 1992-97

Note: Sacks became recognized as an official statistic in 1982. The Chiefs began recording sacks in 1973.

TACKLES

(Includes all players with 500 tackles)

1. 1101 Derrick Johnson 2005-15	7. 728 Derrick Thomas 1989-99	13. 574 Eric Hicks 1998-06
2. 999 Gary Spani 1978-86	8. 720 Jerome Woods 1996-05	14. 555 Albert Lewis 1983-93
3. 992 Art Still 1978-87	9. 701 Greg Wesley 2000-07	15. 546 Neil Smith 1988-96
4. 927 Deron Cherry 1981-91	10. 628 Lloyd Burruss 1981-91	16. 537 Marvcur Patton 1999-02
5. 883 Donnie Edwards '96-01, '07-08	11. 625 Dino Hackett 1986-92	
6. 827 Kevin Ross 1984-93, '97	12. 595 Tracy Simien 1991-97	

Note: The Chiefs began recording tackle totals in 1977.

PUNTING

(Based on Avg.; minimum 200 punts)

Player	No.	Yds.	Avg.
1. Dustin Colquitt (2005-15)	890	39883	44.80
2. Jerrel Wilson (1963-77)	1018	44218	43.44
3. Louie Aguiar (1994-98)	421	17930	42.59
4. Jim Arnold (1983-85)	284	11934	42.02
5. Bryan Barker (1990-93)	272	11267	41.42
6. Bob Grupp (1979-81)	214	8756	40.92

PUNT RETURNING

(Based on Avg.; minimum 50 returns)

Player	No.	Yds.	Avg.	TD
1. Noland Smith (1967-69)	53	589	11.1	1
2. Abner Haynes (1960-64)	54	587	10.9	0
3. Tamarick Vanover (1995-99)	181	1930	10.7	4
4. J.T. Smith (1979-84)	220	2322	10.6	4
5. Dante Hall (2000-06)	188	1882	10.0	5
6. Javier Arenas (2010-12)	105	1029	9.8	0

KICKOFF RETURNING

(Based on Avg.; minimum 50 returns)

Player	No.	Yds.	Avg.	TD
1. Noland Smith (1967-69)	68	1822	26.8	0
2. Dave Grayson (1961-64)	84	2231	26.6	1
3. Abner Haynes (1960-64)	52	1309	25.2	1
4. Jamaal Charles (2008-15)	51	1246	24.4	1
5. Tamarick Vanover (1995-99)	212	5099	24.1	4
6. Dante Hall (2000-06)	360	8644	24.0	6

LONGEST PLAYS

RUSHING

	Player (Opponent, Date)	Yards
1.	Jamaal Charles (at New Orleans, 9/23/12)	91 (TD)
2.	Jamaal Charles (vs. Indianapolis, 12/23/12)	86 (TD)
3.	Ted McKnight (at Seattle, 9/30/79)	84 (TD)
4.	Joe Delaney (vs. Denver, 10/18/81)	82 (TD)
	Derrick Alexander (vs. San Diego, 10/31/99)	82 (TD)
6.	Abner Hayes (at New York Jets, 11/29/64)	80 (TD)
	Warren McVea (vs. Cincinnati, 10/26/69)	80 (TD)
	Jamaal Charles (at St. Louis, 12/19/10)	80
	Jamaal Charles (at Cleveland, 12/9/12)	80 (TD)
7.	Mike Garrett (vs. Houston, 10/30/66)	77 (TD)
8.	Robert Holmes (at Miami, 9/28/68)	76 (TD)
	Steve Bono (at Arizona, 10/1/95)	76 (TD)
	Jamaal Charles (vs. Buffalo, 12/13/09)	76 (TD)
11.	Jack Spikes (vs. San Diego, 9/10/61)	74 (TD)
12.	Abner Haynes (vs. Buffalo, 9/30/62)	71 (TD)
13.	Thomas Jones (vs. Jacksonville, 10/24/10)	70

PASSING

	Player (Opponent, Date)	Yards
1.	*Trent Green - Marc Boerigter (vs. San Diego, 12/22/02)	99 (TD)
2.	**Mike Livingston - Otis Taylor (vs. Miami, 10/19/69)	93 (TD)
3.	Len Dawson - Tommy Brooker (at Denver, 11/18/62)	92 (TD)
4.	Len Dawson - Gloster Richardson (at Oakland, 11/3/68)	90 (TD)
	Len Dawson - Frank Pitts (vs. Boston, 11/17/68)	90 (TD)
	Steve DeBerg - J.J. Birden (vs. San Diego, 11/18/90)	90 (TD)
7.	Len Dawson - Otis Taylor (vs. Miami, 11/13/66)	89 (TD)
8.	Steve DeBerg - Stephone Paige (at New England, 12/2/90)	86 (TD)
	Elvis Grbac - Derrick Alexander (at Chicago, 9/12/99)	86 (TD)
10.	Len Dawson - Larry Brunson (vs. San Diego, 11/10/74)	84 (TD)
	Bill Kenney - Stephone Paige (vs. San Diego, 12/22/85)	84 (TD)
12.	Steve DeBerg - Stephone Paige (at Denver, 9/17/90)	83 (TD)
13.	Len Dawson - Frank Jackson (vs. N.Y. Jets, 12/22/63)	82 (TD)
	Len Dawson - Otis Taylor (vs. Pittsburgh, 10/18/71)	82
15.	Len Dawson - Frank Jackson (at Denver, 9/7/63)	81 (TD)
	Bill Kenney - Carlos Carson (vs. Seattle, 12/27/87)	81 (TD)
	Elvis Grbac - Derrick Alexander (vs. San Diego, 10/31/99)	81 (TD)
	Elvis Grbac - Derrick Alexander (at New England, 12/4/00)	81 (TD)
19.	Steve DeBerg - Carlos Carson (at N.Y. Jets, 10/2/88)	80 (TD)
	Rich Gannon - Andre Rison (vs. Seattle, 10/4/98)	80 (TD)
	Alex Smith- Charcandrick West (vs. Broncos, 11/15/15)	80 TD

*Tied NFL record **Taylor accounted for 79 yards, then lateralled to Robert Holmes for 14 yards.

INTERCEPTION RETURNS

	Player (Opponent, Date)	Yards
1.	Gary Barbaro (vs. Seattle, 12/11/77)	102 (TD)
2.	Tim Collier (at Oakland, 12/18/77)	100 (TD)
3.	Dave Grayson (vs. New York Titans, 12/17/61)	99 (TD)
	Kevin Ross (at San Diego, 9/6/92)	99 (TD)
5.	Andy Studebaker (vs. Pittsburgh, 11/22/09)	94
6.	Brandon Flowers (at New York Jets, 10/26/08)	91 (TD)
7.	Mark McMillian (at San Diego, 12/14/97)	87 (TD)
8.	Lloyd Burruss (Los Angeles Raiders, 10/28/91)	83
9.	David Webster (vs. Oakland, 10/9/60)	80 (TD)
10.	Jerome Woods (at Green Bay, 10/12/03)	79 (TD)

FUMBLE RETURNS

(Includes TD Returns Only)

Player (Opponent, Date)	Yards
1. Chris Martin (vs. Miami, 10/31/91)	101 (TD)
2. Gary Spani (at Oakland, 10/25/81)	91 (TD)
3. Derrick Thomas (at Seattle, 12/5/93)	86 (TD)
4. James Hasty (vs. Oakland, 9/8/96)	80 (TD)
Sammy Knight (vs. Washington, 10/16/05)	80 (TD)
6. Donnie Edwards (at Chicago, 9/12/99)	79 (TD)
7. Maurice Leggett (at Oakland, 11/30/08)	67 (TD)
8. Thomas Howard (at Pittsburgh, 9/6/81)	65 (TD)
9. Jerry Mays (vs. N.Y. Jets, 12/22/63)	58 (TD)
10. Tyron Brackenridge (at San Diego, 9/30/07)	50 (TD)
11. Whitey Paul (vs. Denver, 10/18/81)	47 (TD)
12. Johnny Robinson (at Baltimore, 9/28/70)	46 (TD)

PUNT RETURNS

Player (Opponent, Date)	Yards
1. Dexter McCluster (vs. San Diego, 9/13/10)	94 (TD)
2. Dante Hall (vs. Denver, 10/5/03)	93 (TD)
3. Dante Hall (vs. Arizona, 12/1/02)	90 (TD)
4. J.T. Smith (vs. Oakland, 9/23/79)	88 (TD)
5. Dale Carter (at Seattle, 11/22/92)	86 (TD)
Tamarick Vanover (vs. San Diego, 10/9/95)	86 (TD)
Dante Hall (vs. St. Louis, 12/8/02)	86 (TD)
8. *Jitter Fields (vs. Denver, 10/18/87)	85 (TD)
9. Tamarick Vanover (vs. Oakland, 1/2/00)	84 (TD)
10. Tamarick Vanover (vs. Buffalo, 9/14/97)	82 (TD)
11. Noland Smith (vs. New York Jets, 9/15/68)	80 (TD)
Tamarick Vanover (at Denver, 12/5/99)	80 (TD)

* Replacement game

KICKOFF RETURNS

Player (Opponent, Date)	Yards
1. Knile Davis (vs. Denver, 12/1/13)	108 (TD)
2. Knile Davis (vs. Houston, 1/9/16)	106 (TD)
3. Noland Smith (at Denver, 12/17/67)	106 (TD)
4. Dante Hall (vs. Pittsburgh, 9/14/03)	100 (TD)
5. Dave Grayson (at Denver, 9/7/63)	99 (TD)
Tamarick Vanover (at Seattle, 9/3/95)	99 (TD)
Knile Davis (vs. St. Louis, 10/26/14)	99 (TD)
8. Boyce Green (at Pittsburgh, 12/21/86)	97 (TD)
Tamarick Vanover (at Denver, 10/27/96)	97 (TD)
Dante Hall (at Baltimore, 9/28/03)	97 (TD)
Dante Hall (vs. Denver, 12/19/04)	97 (TD)
Jamaal Charles (vs. Pittsburgh, 11/22/09)	97 (TD)
13. Dante Hall (vs. San Diego, 11/28/04)	96 (TD)
Dante Hall (vs. Philadelphia, 10/2/05)	96 (TD)
15. Paul Palmer (vs. San Diego, 9/13/87)	95 (TD)

PUNTS

Player (Opponent, Date)	Yards
1. Dustin Colquitt (vs. San Diego 12/2/07)	81
2. Dan Stryzinski (vs. Oakland, 9/9/01)	76
3. Bob Grupp (vs. San Diego, 11/4/79)	74
4. Dustin Colquitt (vs. Oakland, 9/14/08)	73
5. Jerrel Wilson (at San Diego, 9/29/63)	72
Dustin Colquitt (at Oakland, 12/23/06)	72
Dustin Colquitt (at St. Louis, 12/19/10)	72
8. Dustin Colquitt (at Oakland, 12/23/12)	71
8. Jerrel Wilson (at Denver, 10/11/64)	70
Jerrel Wilson (vs. Buffalo, 10/18/64)	70
Jerrel Wilson (vs. Houston, 11/28/68)	70
Dustin Colquitt (at Jacksonville, 11/8/09)	70
12. Jerrel Wilson (at Oakland, 9/27/64)	69
Jerrel Wilson (vs. Buffalo, 10/2/66)	69
Jerrel Wilson (at Denver, 10/1/72)	69
Dustin Colquitt (at Oakland, 11/20/14)	69

FIELD GOALS

(Includes All FGs of 50+ Yards)

Player (Opponent, Date)	Yards	Player (Opponent, Date)	Yards
1. Nick Lowery (at Washington, 9/18/83)	58	Nick Lowery (at Houston, 9/20/92)	52
Nick Lowery (vs. Los Angeles Raiders, 9/12/85)	58	Eddie Murray (vs. Pittsburgh, 10/25/92)	52
3. Nick Lowery (vs. Seattle, 9/14/80)	57	Nick Lowery (vs. Denver, 9/20/93)	52
4. Jan Stenerud (at Denver, 10/4/70)	55	Pete Stoyanovich (at St. Louis, 10/26/97)	52
5. Jan Stenerud (at Houston, 9/9/67)	54	Lawrence Tynes (at Miami, 10/21/05)	52
Jan Stenerud (at Denver, 10/5/69)	54	Lawrence Tynes (at San Diego, 12/17/06)	52
Jan Stenerud (at San Francisco, 12/6/71)	54	Ryan Succop (vs. Oakland, 10/28/12)	52
Nick Lowery (vs. Los Angeles Raiders, 11/6/83)	54	Ryan Succop (vs. Carolina, 12/2/12)	52
Nick Lowery (at Detroit, 11/26/87)	54	34. Ben Agajanian (vs. Buffalo, 11/12/61)	51
Pete Stoyanovich (vs. Denver, 11/16/97)	54	Jan Stenerud (at Dallas, 11/10/75)	51
Ryan Succop (vs. Minnesota, 10/2/11)	54	Nick Lowery (at Houston, 10/9/88)	51
11. Pete Stoyanovich (at Seattle, 11/8/98)	53	Nick Lowery (at New York Giants, 12/11/88)	51
Lawrence Tynes (vs. San Diego, 10/22/06)	53	Pete Stoyanovich (vs. Detroit, 9/26/99)	51
Ryan Succop (at Baltimore, 9/13/09)	53	Todd Peterson (vs. Denver, 12/16/01)	51
Ryan Succop (at St. Louis, 12/19/10)	53	Lawrence Tynes (at Miami, 10/21/05)	51
Ryan Succop (vs. New York Jets, 12/11/11)	53	Ryan Succop (vs. Minnesota, 10/2/11)	51
Cairo Santos (at San Diego, 10/19/14)	53	41. Mike Mercer (vs. San Diego, 11/6/66)	50
15. Jan Stenerud (at Miami, 9/28/68)	52	Jan Stenerud (vs. Oakland, 11/23/67)	50
Jan Stenerud (vs. Cincinnati, 10/13/68)	52	Jan Stenerud (at San Diego, 10/29/72)	50
Jan Stenerud (vs. Buffalo, 12/7/69)	52	Jan Stenerud (vs. Oakland, 12/8/74)	50
Jan Stenerud (at Washington, 10/10/76)	52	Nick Lowery (vs. Seattle, 9/14/80)	50
Nick Lowery (vs. Detroit, 10/26/80)	52	Nick Lowery (at Pittsburgh, 12/14/80)	50
Nick Lowery (vs. Oakland, 10/11/81)	52	Nick Lowery (vs. Denver, 9/18/88)	50
Nick Lowery (at Cincinnati, 9/9/84)	52	Nick Lowery (at Pittsburgh, 10/29/89)	50
Nick Lowery (at New York Giants, 11/25/84)	52	Pete Stoyanovich (at San Diego, 11/22/98)	50
Nick Lowery (at New Orleans, 9/8/85)	52	Morten Andersen (vs. Miami, 9/29/02)	50
Nick Lowery (at New Orleans, 9/8/85)	52	Lawrence Tynes (at Denver, 9/12/04)	50
Nick Lowery (at Detroit, 11/26/87)	52	Lawrence Tynes (at San Diego, 1/2/05)	50
		Ryan Succop (at Oakland, 11/15/09)	50

BIG YARDAGE DAYS

RUSHING

(Includes all players with 150 rushing yards)

Player (Opponent, Date)

1	Jamaal Charles (at Denver, 1/3/10)	259
2	Jamaal Charles (at New Orleans, 9/23/12)	233
3	Jamaal Charles (vs. Indianapolis, 12/23/12)	226
4	Larry Johnson (at Houston, 11/20/05)	211
5	Larry Johnson (vs. Cincinnati, 1/1/06)	201
6	Barry Word (vs. Detroit, 10/14/90)	200
7	Larry Johnson (vs. Denver, 9/28/08)	198
8	Priest Holmes (at Seattle, 11/24/02)	197
9	Joe Delaney (vs. Houston, 11/15/81)	193
10	Mike Garrett (vs. New York Jets, 11/5/67)	192
11	Derrick Blaylock (at New Orleans, 11/14/04)	186
12	Priest Holmes (at San Diego, 11/4/01)	181
13	Priest Holmes (at New England, 9/22/02)	180
14	Jamaal Charles (vs. Buffalo, 10/31/10)	177
15	Jamaal Charles (at Seattle, 11/28/10)	174
16	Larry Johnson (at St. Louis, 11/5/06)	172
17	Christian Okoye (vs. Dallas, 10/22/89)	170
18	Mike Garrett (at Denver, 12/17/67)	169
19	Priest Holmes (at Oakland, 12/9/01)	168
20	Larry Johnson (at New York Giants, 12/17/05)	167
21	Jamaal Charles (at Cleveland, 12/9/12)	165
22	Abner Hayes (vs. Buffalo, 9/30/62)	164
23	Priest Holmes (at San Diego, 11/30/03)	162
24	Mike Garrett (at San Diego, 12/18/66)	161
	Priest Holmes (at Denver, 12/15/02)	161
26	Jamaal Charles (vs. Seattle 11/16/14)	159
26	Abner Hayes (vs. Oakland, 11/26/61)	158
	Robert Holmes (at Cincinnati, 11/10/68)	158
28	Abner Hayes (at New York Titans, 11/24/60)	157
	Larry Johnson (vs. Denver, 11/23/06)	157
30	Abner Hayes (at Houston, 11/22/64)	156
	Christian Okoye (at Seattle, 11/1/89)	156
	Tony Richardson (vs. Denver, 12/17/00)	156
33	Larry Johnson (vs. Seattle, 10/29/06)	155
34	Larry Johnson (vs. Oakland, 11/19/06)	154
	Jamaal Charles (vs. Cleveland, 12/20/09)	154
36	Priest Holmes (at New York Jets, 10/6/02)	152



Jamaal Charles



Priest Holmes



Barry Word



Joe Delaney

PASSING


(Includes all players with 350 passing yards)

Player (Opponent, Date)

1	Elvis Grbac (at Oakland, 11/5/00)	504
2	Matt Cassel (at Denver, 11/14/10)	469
3	Len Dawson (vs. Denver, 11/1/64)	435
4	Bill Kenney (at San Diego, 12/11/83)	411
5	Trent Green (at Green Bay, 10/12/03)	400
6	Bill Kenney (at New Orleans, 9/8/85)	397
	Trent Green (at Denver, 12/7/03)	397
8	Steve DeBerg (at Denver, 9/17/90)	395
9	Joe Montana (at Denver, 10/17/94)	393
10	Trent Green (vs. Indianapolis, 10/31/04)	389
11	Mike Livingston (vs. Miami, 10/19/69)	381
	Len Dawson (vs. San Diego, 11/10/74)	381
	Trent Green (vs. New England, 11/22/04)	381
14	Trent Green (at San Diego, 1/2/05)	373
15	Trent Green (at Tampa Bay, 11/7/04)	369
16	Trent Green (vs. Cleveland, 11/9/03)	368
17	Bill Kenney (at Denver, 10/30/83)	365
18	Len Dawson (at San Diego, 10/15/67)	364
19	Joe Montana (at Atlanta, 9/18/94)	361
20	Trent Green (vs. Oakland, 12/25/04)	358
21	Len Dawson (at Buffalo, 12/12/65)	356




Elvis Grbac



Bill Kenney



Len Dawson



Trent Green

RECEIVING



Stephone Paige



J.J. Birden



Derrick Alexander

(Includes all players with 150 receiving yards)

1	Stephone Paige – 8 rec. (vs. San Diego, 12/22/85)	309
2	Curtis McClinton – 5 rec. (vs. Denver, 12/19/65)	213
3	Stephone Paige – 10 rec. (at Denver, 9/17/90)	206
4	Carlos Carson – 9 rec. (at San Diego, 10/25/87)	197
5	Otis Taylor – 6 rec. (vs. Pittsburgh, 10/18/71)	190
6	J.J. Birden – 8 rec. (at Raiders, 12/22/91)	188
7	Otis Taylor – 5 rec. (vs. Houston, 10/30/66)	187
8	Dwayne Bowe – 13 rec. (at Denver, 11/14/10)	186
9	Larry Brunson – 8 rec. (vs. San Diego, 11/10/74)	184
10	Henry Marshall – 9 rec. (at Baltimore, 12/21/80)	176
11	Frank Jackson – 10 rec. (at New York Jets, 11/29/64)	175
12	Carlos Carson – 8 rec. (at New Orleans, 9/8/85)	173
	Derrick Alexander – 5 rec. (at San Diego, 11/22/98)	173
14	Chris Burford – 10 rec. (at Boston, 10/12/62)	171
15	Dwayne Bowe – 13 rec. (at Seattle, 11/28/10)	170
16	Willie Davis – 5 rec. (vs. Philadelphia, 10/11/92)	167
17	Henry Marshall – 8 rec. (vs. Seattle, 12/9/84)	166
18	Carlos Carson – 7 rec. (vs. San Diego, 10/14/84)	165
	Carlos Carson – 7 rec. (at San Diego, 12/11/84)	165
20	Dwayne Bowe – 8 rec. (at San Diego, 9/30/07)	164
21	Stephone Paige – 7 rec. (at Pittsburgh, 10/9/89)	163
22	Carlos Carson – 5 rec. (at New York Jets, 10/2/88)	162
	Andre Rison – 8 rec. (at Oakland, 9/8/97)	162
24	Jeremy Maclin – 9 rec. (vs. Buffalo, 11/29/15) 160	
25	Emile Harry – 11 rec. (at Cleveland, 11/24/91)	159
26	Chris Burford – 10 rec. (at Boston, 9/25/66)	155
	Willie Davis – 6 rec. (at Seattle, 9/3/95)	155
28	Derrick Alexander – 6 rec. (at Chicago, 9/12/99)	154
29	Carlos Carson – 5 rec. (at New York Giants, 11/25/84)	153
	Derrick Alexander – 5 rec. (vs. Seattle, 10/2/00)	153
	Dwayne Bowe – 6 rec. (vs. Tennessee, 12/26/10)	153
32	Eddie Kennison – 7 rec. (vs. Cincinnati 1/1/06)	151

GAME-WINNING FIELD GOALS

Of the 42 game-winning field goals in franchise annals, the biggest was a 25-yard kick by K Tommy Brooker that ended the second-longest game in pro football history. Brooker's FG concluded the 1962 AFL Championship Game with an elapsed time of 77:54 as the Dallas Texans claimed a 20-17 win at Houston (12/13/62). Brooker received a celebratory postgame escort off the field from TE Fred Arbanas (#84) and DB Bobby Hunt (#20). Among the nine other kickers to hit a game-winning kick for Kansas City, K Nick Lowery booted a team-record 14 game-winning FGs, while K Pete Stoyanovich owns the longest kick to ever win a game for the Chiefs, a 54-yard effort vs. Denver (11/16/97).

Date	Opp.	Kicker	Length	Final Score	Date	Opp.	Kicker	Length	Final Score
10/21/62	NYT	Brooker	42	20-17	10/10/93	CIN	Lowery	37	17-15
12/23/62	@ HOU	Brooker	25	20-17 2 OT*	1/8/94	PIT	Lowery	32	27-24 OT
12/7/69	BUF	Stenerud	25	22-19	9/10/95	NYG	Elliott	23	20-17 OT
12/12/71	OAK	Stenerud	10	16-14	9/28/97	SEA	Stoyanovich	41	20-17 OT
9/25/72	@ NO	Stenerud	22	20-17	11/16/97	DEN	Stoyanovich	54	24-22
10/7/73	DEN	Stenerud	39	16-14	11/28/99	@ OAK	Stoyanovich	44	37-34
10/19/75	@ SD	Stenerud	27	12-10	12/12/99	MIN	Stoyanovich	38	31-28
11/23/75	DET	Stenerud	26	24-21 OT	12/10/00	CAR	Peterson	33	15-14
10/17/76	@ MIA	Stenerud	34	20-17 OT	12/16/01	DEN	Peterson	32	26-23 OT
12/9/79	@ BALT	Stenerud	43	10-7	9/8/02	@ CLE	Andersen	30	40-39
10/26/80	DET	Lowery	40	20-17	12/22/02	SD	Husted	38	24-22
10/23/83	@ HOU	Lowery	41	13-10 OT	11/23/03	OAK	Andersen	35	27-24
12/2/84	DEN	Lowery	42	16-13	12/25/04	OAK	Tynes	38	31-30
9/28/86	@ BUF	Lowery	46	20-17	10/8/06	@ ARZ	Tynes	19	23-20
11/2/86	@ SD	Lowery	37	24-23	10/22/06	SD	Tynes	53	30-27
11/13/88	CIN	Lowery	39	31-28	11/22/09	PIT	Succop	22	27-24 OT
11/20/88	SEA	Lowery	40	27-24	10/31/10	BUF	Succop	35	13-10 OT
12/24/89	@ MIA	Lowery	41	27-24	10/23/11	SD	Succop	30	23-20 OT
12/4/90	RAI	Lowery	41	9-7	9/23/12	@ NO	Succop	31	27-24 OT
12/23/90	@ SD	Lowery	32	24-21	10/19/14	@ SD	Santos	48	23-20
12/8/91	SD	Lowery	18	20-17 OT	*AFL Championship Game				
11/8/92	SD	Lowery	36	16-14					

CHIEFS RECORD WHEN... (All-Time)

Regular Season:	435-404-12 (.512)	Home:	250-163-4 (.596)
Preseason:	127-110-3 (.530)	Cotton Bowl:	15-6-0 (.714)
Postseason:	9-15-0 (.375)	Municipal Stadium:	44-16-3 (.698)
		Arrowhead Stadium:	197-143-1 (.419)
(Regular Season Only)		Away:	182-241-8 (.422)
In overtime games:	14-19-2 (.429)	vs. AFC:	262-285-5 (.475)*
In Primetime contests:	48-32-0 (.615)	vs. AFC West:	205-177-2 (.534)*
		vs. NFC:	84-72-2 (.532)*

*Since 1970

CHIEFS RECORD WHEN... (2000-15)

Regular Season:	120-136	Scoring 20 points or more:	92-47
Preseason:	22-43	Scoring 30 points or more:	50-13
Postseason:	1-5		
(Regular Season Only)		Allowing 10 points or less:	38-2
Home:	71-60	Allowing 20 points or less:	79-39
Away:	49-79	Allowing 30 points or less:	94-58
		Allowing more than 30 points:	6-50
vs. AFC:	86-104	Scoring first:	74-49
vs. AFC West:	48-52	Scoring on first drive:	40-29
vs. NFC:	32-32	Opponent scores on first drive:	27-52
Outdoors:	114-127	Outcome three points or less:	23-34
Indoors:	7-10	Outcome seven points or less:	55-65
On grass:	109-112	Playing in overtime:	6-12
On artificial turf:	13-26		
Playing in season openers:	5-11	Leading at half:	84-31
Playing in season finales:	6-10	Trailing at half:	25-92
		Tied at half:	8-13
Playing in September:	25-30	Leading after three quarters:	42-19
Playing in October:	34-27	Trailing after three quarters:	18-102
Playing in November:	25-39	Tied after three quarters:	8-14
Playing in December:	32-37		
Playing in January:	5-4	Positive turnover margin:	26-34
		Negative turnover margin:	18-11
Scoring fewer than 10 points:	2-30	Even turnover margin:	24-30
Scoring 10 points or more:	108-100		

CHIEFS RECORD WHEN PRODUCING...

	1960-15 Record	1995-15 Record	2009-15 Record	1960-15 Two or More
100-Yard Receiver	104-92-5 (.517)	47-46-0 (.505)	12-10-0 (.545)	11-11-0 (.500)
100-Yard Rusher	131-53-3 (.701)	64-32-0 (.666)	16-12-0 (.571)	5-1-0 (.833)
300-Yard Passer	38-54-1 (.409)	17-27-0 (.630)	1-6-0 (.143)	0-0-0 (.000)

CHIEFS RECORD WHEN ALLOWING...

	1960-15 Record	1995-15 Record	2009-15 Record	1960-15 Two or More
100-Yard Receiver	100-108-5 (.469)	51-53-0 (.490)	14-16-0 (.467)	7-7-1 (.467)
100-Yard Rusher	44-129-4 (.249)	27-64-0 (.297)	9-19-0 (.321)	2-8-0 (.200)
300-Yard Passer	38-54-1 (.409)	22-32-0 (.407)	7-14-0 (.333)	0-0-0 (.000)