



HOUSTON  
**TEXANS**



2018

**MEDIA GUIDE**







## TABLE OF CONTENTS

<b>TEXANS MEDIA POLICY &amp; MEDIA SERVICES</b> .....	<b>5-7</b>	Texans Attendance Records .....	130
<b>STAFF DIRECTORY</b> .....	<b>7-10</b>	All-Time Series Totals .....	130
<b>EXECUTIVE MANAGEMENT</b> .....	<b>12-24</b>	All-Time Series Results .....	131-134
Executive Management .....	12-23	All-Time Preseason Results .....	134
Limited Partners .....	23	All-Time Preseason Records .....	134
<b>COACHING STAFF</b> .....	<b>26-57</b>	All-Time Alphabetic Roster .....	135-138
Coaching Staff .....	26-56	All-Time Numeric Roster .....	138-142
Texans Coaches In The Big Game .....	56	All-Time Practice Squad Roster .....	142
<b>FOOTBALL OPERATIONS STAFF</b> .....	<b>58-78</b>	All-Time Injured Reserve .....	144-146
Player Personnel .....	58-68	All-Time Coaches .....	146
Sports Medicine Team .....	68-71	Texans Trade History .....	147
Equipment Services .....	71-73	Texans Free Agency History .....	148-151
Video Operations .....	73-75	Texans In Primetime .....	148-151
Security .....	75	Texans In Overtime .....	151
Player Engagement .....	76	Texans Honors .....	152-154
Football Operations .....	77	Texans Draft History .....	154-156
<b>TEXANS STAFF</b> .....	<b>80-87</b>	Texans Yearly Final Statistics .....	156-194
Texans Staff .....	80-87	<b>TEXANS KICKOFF</b> .....	<b>196-207</b>
<b>2017 TEXANS SEASON IN REVIEW</b> .....	<b>89-117</b>	Training Camp At The Greenbrier .....	196-198
2017 Regular Season Statistics (4-12) .....	89	2018 NFL Schedule .....	198-200
2017 Defensive Statistics .....	90	Texans On The Air .....	200-202
2017 Special Teams Statistics .....	91	Texans TV & Radio .....	202-205
2017 Statistical Leaders .....	92-94	NRG Stadium .....	205
2017 Player Participation .....	94	2018 Texans Schedule .....	206
2017 Starters / Inactives / Captains .....	95	<b>PLAYER BIOS</b> .....	<b>208-405</b>
2017 Highs & Lows / Record When .....	96	Veteran Bios .....	208-385
Postseason Highs & Lows / Record When .....	97	Draft Pick Bios .....	385-393
2017 Texans Transactions .....	98-100	College Free Agent Bios .....	393-405
2017 NFL Standings / Results .....	100	<b>TEXANS RECORDS</b> .....	<b>406-474</b>
2017 Game Summaries .....	101-117	All-Time / Year-By-Year Leaders .....	406-410
<b>TEXANS HISTORY</b> .....	<b>117-194</b>	Regular Season Individual Records .....	410-430
Texans History cover .....	117	Regular Season Team Records .....	430-455
Ring of Honor .....	118-120	Postseason Individual Records .....	455-463
Year-By-Year Results .....	120-130	Postseason Team Records .....	463-474
All-Time Head Coach Records .....	120-130		

## 2018 HOUSTON TEXANS MEDIA GUIDE

The 2018 Houston Texans Media Guide can be found online at [www.NFLONG.com](http://www.NFLONG.com). Please follow the link and click on the Texans logo to access the team's page. Please utilize your email address as your username and "TexansMedia" as your password. There is no print version but a PDF format can be downloaded for printing purposes. Player bios, rosters, transactions and records are updated weekly during the season and electronically distributed to media. Elements of the media guide that remain relatively unchanged are not included in the Weekly Game Releases.

### MEDIA GUIDE CREDITS

**EDITORS:** Amy Palcic, Omar Majzoub, Allie LeClair, Nathan Edwards, John Deighton, Stephanie Ramsey

**PHOTOGRAPHY:** Matt Patterson, Bill Baptist, Mike Welsch, Paul Ladd Photography, Associated Press

**DESIGN:** Ciara Macaulay



# HOUSTON TEXANS MEDIA POLICY

## MEDIA CREDENTIALS

Media credentials will be granted based on the following guidelines:

1. Houston-area media agencies which cover the Houston Texans on a daily basis will receive top priority.
2. Media agencies which cover the opposing team as requested by the opposing team's public relations staff.
3. National media agencies which cover the National Football League regularly (includes online properties such as ESPN.com, Yahoo! Sports, CBSSports.com, etc.).
4. Daily or weekly newspapers with a circulation of at least 100,000.
5. Television stations with a nightly news show and a nightly sports segment.
6. Radio stations with a 24-hour sports format that are affiliated with a national radio network (i.e. ESPN, Westwood One, etc.).
7. Daily or weekly newspapers with a circulation of at least 50,000.
8. Other requests not falling under one of the above will be considered on the basis of space availability.
9. No freelance credentials will be granted.

Season-long credentials are issued in August; game-by-game credentials must be requested before 5 p.m. on the Tuesday prior to each home game. All credential requests must be submitted online at <https://www.houstontexans.com/team/credentials>.

## CREDENTIAL REQUESTS (ROAD GAMES)

If you are a regular member of the Houston media who would like to cover the Texans on the road, submit your request for game credentials and parking passes to **Amy Palcic** at [amy.palcic@houstontexans.com](mailto:amy.palcic@houstontexans.com). All requests must be submitted no later than one game prior to a road contest. Credentials will be distributed on Wednesday or Thursday during open locker room.

## GAMEDAY PARKING

Parking for Texans games must be applied for online at <https://www.houstontexans.com/team/credentials>. The appropriate parking pass will be required for access to media parking lots on game day.

## ENTRY ON GAME DAY

The media entrance at NRG Stadium is on the west side of the stadium at the corner of Kirby Drive and Murworth Drive. Enter through the media entrance which is located just right of the Verizon West Club VIP entrance.

## MEDIA WILL CALL

Media will call is located on the west side of the stadium at the corner of Kirby Drive and Murworth Drive. The media will call gate is located just right of the Verizon West Club VIP entrance. The appropriate game credential must be presented at the media entrance for admission into the stadium. Game credentials not picked up in advance will be available on game day at the media will call window. Please remember to bring valid identification. The window will open three hours prior to kickoff and bags will be checked upon entrance to the stadium.

## WI-FI

The Texans press box offers complimentary Wi-Fi. If you have any questions on game day, see a member of the Texans communications department, seated on the second level of the press box, or call (832) 667-2831 for home PR.

## POSTGAME INTERVIEWS AND LOCKER ROOM ACCESS

Members of the media needing to conduct postgame interviews will be given access to the Texans and visiting interview rooms after the game, as well as the home and visiting locker rooms. **NO STILL PHOTOGRAPHERS, CELL PHONE VIDEOS OR AUTOGRAPHS ARE ALLOWED IN THE TEXANS LOCKER ROOM.** To reach either locker room from the press box, simply take the elevator to the service level and follow proper direction arrows on the ground:

**Blue** - Texans locker room

**Red** - Visitors locker room

**White** - Texans postgame press conference

With six minutes remaining in the game, take the media elevator to the field level. Videographers without field access will be in the team auditorium for the duration of the game. **Bill O'Brien's** post-game interview session with the media will begin approximately 10 minutes following the conclusion of the game and will be held in the Texans Team Auditorium (white arrow). Electronic media covering the press conference are asked to use the multibox to ease congestion at the podium. Both team locker rooms will be open to press bearing the proper credentials following the NFL-mandated 10-minute cooling-off period. The visiting head coach will be available in the visitor's interview room across from the visiting locker room.

## PRESS BOX

The press box phone numbers are (832) 667-2831 for home PR and (832) 667-2814 for visiting PR.

## PHOTOGRAPHERS

Photographers who are credentialed on a season-long basis for sideline access will be required to wear a photo vest. These can be picked up in the photo workroom on gameday. Sideline access for NFL games is limited to photographers on assignment for recognized publications. No one except network television personnel and authorized game personnel will be admitted to the field without a camera. All field photographers must remain outside the bench areas and outside the yellow border surrounding the playing field.

## MEDIA WORKROOM

The media workroom is located on the service level of NRG Stadium across from the Texans locker room. The room is available to working media throughout the week. Texans information, NFL news releases and other information are available. Wi-Fi is available in the media workroom.

## INTERVIEW REQUESTS

All interview requests for Houston Texans executives, coaches and players should go through the Texans communications department. Please give at least 48 hours for your request.

Requests for the McNair family, Jamey Rootes, Brian Gaine, Bill O'Brien, QB Deshaun Watson and DE J.J. Watt should be sent to the attention of **Amy Palcic** at [amy.palcic@houstontexans.com](mailto:amy.palcic@houstontexans.com) or (832) 667-2220.

For other Texans players and assistant coaches, please send your request to **Omar Majzoub** at [omar.majzoub@houstontexans.com](mailto:omar.majzoub@houstontexans.com) or (832) 667-2241 and **Nathan Edwards** at [nathan.edwards@houstontexans.com](mailto:nathan.edwards@houstontexans.com) or (832) 667-2282.

O'Brien's Monday news conference is held in the media workroom. He also speaks with the media on Wednesday through Friday in the media workroom (times will be emailed out at the beginning of each week).



# HOUSTON TEXANS MEDIA POLICY

## OPEN LOCKER ROOM PERIODS

The Texans will have open locker room periods on Wednesday, Thursday and Friday.

Special requests can be fulfilled on Monday or Tuesday, but it will need to be cleared with a member of the Texans communications department. Please give at least a week's notice for special arrangements. Everyone in the locker room must dress professionally and have a job function. The Texans communications department can remove any member of the media from the locker room for improper dress or unprofessional behavior.

## PRACTICE REGULATIONS

Texans locker room and practices will be open to the media during the week as specified. We will provide a specific time during practice for shooting video and photos.

## PRESS RELEASES

The Texans' weekly press releases, as well as other news and information, can be accessed at [www.NFLOMG.com](http://www.NFLOMG.com). Members of the media can also access league information from the NFL's media site at [www.nflcommunications.com](http://www.nflcommunications.com). The NFL's official website address is [www.NFL.com](http://www.NFL.com).

## PARKING DURING THE WEEK

Parking for covering Texans weekly press conferences, practices, open locker room sessions or access to the media workroom will be in the Teal Lot, located at the northeast corner of Kirby Drive and Murworth Drive.

## LIVE SHOTS

### MONDAY-FRIDAY

Live shots on NRG Park property must be set up through the Texans communications department in conjunction with SMG. Please contact **Allie LeClair** at [allie.leclair@houstontexans.com](mailto:allie.leclair@houstontexans.com) or (832) 667-2050 before setting up a live shot. Locations will be arranged through the communications department. Please give the Texans at least 12 hours advance notice to ensure proper set-up.

### GAMEDAY

NFL network television partners and Texans media partners will be given priority for live shots at NRG Stadium. Television stations are allowed to shoot live at NRG Stadium until one hour prior to kickoff in the southwest corner of the field. Permission from the Texans communications department is required at least 48 hours before the game in order to shoot live.

NFL network television partners and Texans media partners are the only broadcast entities permitted to shoot live from inside NRG Stadium in the hour following the conclusion of the game.

Live shots and live streaming are **NOT PERMITTED** from the Texans postgame locker room.

# HOUSTON TEXANS MEDIA SERVICES

## HOUSTON TEXANS ON NFL OMG

This season, the Texans are launching a new media website at [www.NFLOMG.com](http://www.NFLOMG.com). Please follow the link and click on the Texans logo to access the team's page.

For customized access to the NFL OMG site, please utilize your email address as your username and "TexansMedia" as your password. If you have any issues accessing the site, please contact **Omar Majzoub** at [omar.majzoub@houstontexans.com](mailto:omar.majzoub@houstontexans.com) or (832) 667-2241 and **Nathan Edwards** at [nathan.edwards@houstontexans.com](mailto:nathan.edwards@houstontexans.com) or (832) 667-2282. For generic access, please utilize the username "HoustonTexans" and password "TexansMedia".

The Texans' NFL OMG interactive site will contain the complete 2018 Media Guide, all weekly game releases, Texans player bios and rosters, Texans staff information and bios, weekly flip cards, a game tracker, all Texans team and individual records and statistics, Texans historical information, daily press releases and transcripts and much more.

The game releases and media guide are updated weekly during the season and available in a PDF format for printing purposes. Team notes, player bios, team and individual records, miscellaneous stats and game summaries are updated following each game and posted on the NFL OMG site. On gamedays, the site will host live statistics, updated player notes, postgame quotes and more. The site is an easy-to-use, one-stop shop for all media needs and information regarding the Texans.

### NFLOMG.COM

Username: (your email address)

Password: TexansMedia

## HOUSTON TEXANS CREDENTIAL AND PARKING INFORMATION

To access Houston Texans parking and credential information, go to <https://www.houstontexans.com/team/credentials>.

Applications are being accepted for training camp, season and individual game credentials. To apply for game credentials, please submit your request on the website by the Tuesday before a Texans home game at 5 p.m. CT.

## HOUSTONTEXANS.COM

Fans can access coverage on [www.HoustonTexans.com](http://www.HoustonTexans.com) throughout the season on Texans TV. The Texans stream live video of press conferences as well as game highlights, interviews, in-depth team features, community recaps, NFL Network footage and much more.





## HOUSTON TEXANS MEDIA SERVICES

### HOUSTON TEXANS FTP FOOTAGE

The Texans regularly distribute press conference footage and b-roll packages via Dropbox. If you would like to be added to the distribution list, members of which receive emails when new content is uploaded, please contact **Nathan Edwards** at [nathan.edwards@houstontexans.com](mailto:nathan.edwards@houstontexans.com).

### TRANSCRIPTS

The Texans communications staff sends out transcripts of press conferences, open locker room interviews and postgame interviews throughout the season. To be added to the Texans email list, please contact **Nathan Edwards** at [nathan.edwards@houstontexans.com](mailto:nathan.edwards@houstontexans.com). All transcripts will also be posted on the Houston Texans NFL OMG website at [www.NFLOMG.com](http://www.NFLOMG.com).

### HOUSTON TEXANS GAMEDAY STATISTICS AND TRANSCRIPTS

In an effort to significantly reduce paper waste at NRG Stadium, the Houston Texans will digitally host in-game statistics and postgame transcripts on [www.NFLOMG.com](http://www.NFLOMG.com) during the 2018 season. Links will be distributed to media in attendance prior to kickoff of each game, and media will be notified when new content has been posted. Hard copies will be available upon request.

### TEXANS PR ON TWITTER

For up-to-the-second news, press releases, transcripts, game information, bios, notes and a variety of other information on the Houston Texans, follow the Texans PR Department on Twitter: [@TexansPR](https://twitter.com/TexansPR).

## HOUSTON TEXANS COMMUNICATIONS STAFF




**Amy Palcic**  
Vice President of  
Communications



**Allie LeClair**  
Corporate Communications  
Manager



**Omar Majzoub**  
Communications  
Manager



**Nathan Edwards**  
Communications  
Coordinator



**John Deighton**  
Communications Intern



**Stephanie Ramsey**  
Corporate Communications  
Intern

### CONTACTING THE TEXANS COMMUNICATIONS STAFF

Staff Member	Email	Office Phone
Amy Palcic	<a href="mailto:amy.palcic@houstontexans.com">amy.palcic@houstontexans.com</a>	832-667-2220
Allie LeClair	<a href="mailto:allie.leclair@houstontexans.com">allie.leclair@houstontexans.com</a>	832-667-2050
Omar Majzoub	<a href="mailto:omar.majzoub@houstontexans.com">omar.majzoub@houstontexans.com</a>	832-667-2241
Nathan Edwards	<a href="mailto:nathan.edwards@houstontexans.com">nathan.edwards@houstontexans.com</a>	832-667-2282
John Deighton	<a href="mailto:john.deighton@houstontexans.com">john.deighton@houstontexans.com</a>	832-667-2037
Stephanie Ramsey	<a href="mailto:stephanie.ramsey@houstontexans.com">stephanie.ramsey@houstontexans.com</a>	832-667-2035

**Texans PR on Twitter:** [@TexansPR](https://twitter.com/TexansPR) 

**Texans Media Site, Media Guide & Game Releases:** [www.NFLOMG.com](http://www.NFLOMG.com)

**Media Credentials & Parking Information:** <https://www.houstontexans.com/team/credentials>



# STAFF DIRECTORY

## EXECUTIVE MANAGEMENT

Robert C. McNair	Founder, Senior Chairman and Chief Executive Officer
D. Cal McNair	Chairman and Chief Operating Officer
Jamey Rootes	President
Brian Gaine	General Manager
Bill O'Brien	Head Coach
Suzie Thomas	Executive Vice President, General Counsel and CAO
Jennifer Davenport	Senior Vice President, Marketing and Community Development
Greg Grissom	Senior Vice President, Corporate Development
Marilan Logan	Senior Vice President and Chief Accounting Officer
Chris Olsen	Senior Vice President, Football Administration
John Schriever	Senior Vice President, Ticketing and Event Management
Scott Schwinger	Senior Vice President, Chief Financial Officer and Treasurer
Greg Kondritz	Vice President and Associate General Counsel
Amy Palcic	Vice President, Communications
Jeff Schmitz	Vice President and Chief Information Officer
Debra Strait	Vice President, Tax
Marc Vandermeer	Vice President, Broadcasting and Play-By-Play Voice
Doug West	Vice President, Football Operations

## LIMITED PARTNERS

Kirbyjon H. Caldwell	Limited Partner
Mary Anne Dingus	Limited Partner
Charles W. Duncan, III	Limited Partner
Harry Gee, Jr.	Limited Partner
E. Javier Loya	Limited Partner
Kay M. Onstead	Limited Partner
Gary R. Petersen	Limited Partner
Fayez Sarofim	Limited Partner
Joseph W. Sutton	Limited Partner

## COACHING STAFF

Bill O'Brien	Head Coach
Romeo Crennel	Assistant Head Coach / Defensive Coordinator
Brad Seely	Special Teams Coordinator
Danny Barrett	Running Backs
Mike Devlin	Offensive Line
Mike Eubanks	Assistant Strength and Conditioning
Jason George	Assistant Strength and Conditioning
Tim Kelly	Tight Ends
Bobby King	Inside Linebackers
Will Lawing	Offensive Assistant / Offensive Line
D'Anton Lynn	Assistant Secondary
Anthony Midget	Secondary
Matt O'Donnell	Defensive Quality Control
John Pagano	Senior Defensive Assistant / Outside Linebackers
John Perry	Wide Receivers
Luke Richesson	Senior Director of Sports Performance

Sean Ryan	Quarterbacks
Tracy Smith	Assistant Special Teams
Billy J. Voltaire	Assistant Strength and Conditioning / Performance Therapist
Anthony Weaver	Defensive Line
Wes Welker	Offensive / Special Teams Assistant

## PLAYER PERSONNEL

Brian Gaine	General Manager
Chris Olsen	Senior Vice President, Football Administration
Matt Bazirgan	Director of Player Personnel
Rob Kisiel	Director of Pro Personnel
James Liipfert	Director of College Scouting
C.J. Leak	Assistant Director of Pro Personnel
Chris Blanco	Pro Scout
Steven Price	Pro Scout
Frantzy Jourdain	National Scout
Mozique McCurtis	National Scout
Bailee Brown	Southwest Area Scout
Ryan Cavanaugh	Midwest Area Scout
Brad Mathews	Northeast Area Scout
John Ritcher	Southeast Area Scout
Nathan Trott	Western Area Scout
Blaise Taggart	NFS Area Scout
Tom Hayden	College Scouting Coordinator
Najja Johnson	Scouting Assistant
George Panos	Scouting Assistant
Kevin Krajcovic	Football Administration Coordinator
Russell Joyner	Director of Football Information Systems
Michael Dore	Football Applications Programmer
Weller Ross	Football Analytics Coordinator
Amber Davies	Administrative Assistant, Pro Personnel
Haley Kover	Administrative Assistant, College Scouting

## SPORTS MEDICINE TEAM

Geoff Kaplan	Sr. Director of Sports Medicine and Head Athletic Trainer
Ladd Harris	Director of Performance Nutrition
Roland Ramirez	Director of Rehabilitation/Assoc. Head Athletic Trainer
Jeremy Baxter	Assistant Athletic Trainer
Uriah Myrie	Assistant Athletic Trainer
Travis Turner	Assistant Athletic Trainer
Dr. Walter Lowe	Team Medical Director/Head Team Physician/Team Orthopedist
Dr. Steven Flores	Team Orthopedist
Dr. Thomas Hunt	Team Orthopedist
Dr. David Lintner	Team Orthopedist
Dr. Mark Prasam	Team Orthopedist
Dr. Kevin Varner	Team Orthopedist
Dr. James Muntz	Team Internist
Dr. Manickam Kumaravel	Team Radiologist
Dr. Michael Chang	Team Emergency Physician
Dr. William Spangler	Team Emergency Physician
Dr. Tom O'Brien	Team Dentist



# STAFF DIRECTORY

Dr. Dana Harper	Team Chiropractor
Dr. Chris Sanders	Team Active Release Techniques® & Graston Provider
Joni Honn	Team Massage Therapist
Karen Winston	Team Counselor
Bradley Wilson	Team Paramedic
Baylor College of Medicine	Team Ophthalmologist

## FOOTBALL OPERATIONS

Doug West	Vice President, Football Operations
Khalil Reed	Football Operations Manager

## EQUIPMENT SERVICES

Mike Parson	Director of Equipment Services
Ryan Gowens	Equipment Services Coordinator
Kyle Kamau	Equipment Services Assistant
Patrick Coleman	Equipment Services Assistant

## VIDEO OPERATIONS

Tim Brog	Director of Video Operations
Colby Borden	Assistant Director of Video Operations
Tommy Stoesser	Video Operations Assistant
Eric Vasiloff	Video Operations Assistant

## SECURITY

Brent Naccara	Director of Security
Jeff Pope	Security Coordinator

## PLAYER ENGAGEMENT

JJ Moses	Director of Player Engagement
Greg Tyler	Team Pastor, Athletes in Action

## SALES AND MARKETING

Jennifer Davenport	Senior Vice President, Marketing and Community Development
Greg Grissom	Senior Vice President, Corporate Development
Jerry Angel	Senior Director of Corporate Development
Austen Smith	Senior Director of Partnership Marketing
Wes Brown	Director of Corporate Development
Brian George	Director of Houston Texans Luxe
Alto Gary	Director of Cheerleader Programs & Coach
Matt Gaudry	Director of Marketing
Jackie Maldonado	Director of Marketing
Adrienne Saxe	Director of Community Development
Lacey Berlau	Senior Partnership Marketing Manager
Emily Bruss	Senior Manager, Houston Texans Foundation
Alexandra Comerota	Senior Partnership Marketing Manager
Disney Harris	Partnership Marketing Event Manager
Kandyace Mayberry	Senior Manager, Community Relations
Brian Peden	Senior Corporate Development Manager
Stephen Friedlander	Senior Account Executive, Houston Texans Luxe
Joshua Randall	Account Executive, Houston Texans Luxe
Lelia Vacek	Partnership Marketing Media Specialist
Chris Boulware	Partnership Marketing Manager

Bri Williams	Corporate Development Event Coordinator
Litsa Darby	Partnership Marketing Representative
Brett Stewart	Marketing Manager
Ciara Macaulay	Creative Brand Manager
Neera Arya	Senior Marketing Coordinator
Morgan Kleinschmidt	Senior Community Relations Coordinator
Ashley Alspaugh	Marketing Coordinator
Lauren Garner	Graphic Designer
Andrew Johnson	Mascot Program Coordinator
Ryan Records	Mascot Program Assistant
Rebeka Snodgrass	Foundation Event Coordinator

## COMMUNICATIONS

Amy Palcic	Vice President, Communications
Allie LeClair	Corporate Communications Manager
Omar Majzoub	Communications Manager
Zach Tarrant	Photography Manager and Team Photographer
Nathan Edwards	Communications Coordinator

## BROADCASTING/DIGITAL MEDIA

Marc Vandermeer	Vice President, Broadcasting and Play-By-Play Voice
Eric SanInocencio	Senior Director of Digital Media and Strategy
Gavin Gehrt	Executive Producer, Director of Video Production
Jay McDevitt	Director of TV and Digital Media
Drew Dougherty	Texans TV Host, Senior Integrated Media Manager
John Harris	Texans Analyst, Integrated Media Manager
Deepi Sidhu	Texans Insider/Lead Writer, Integrated Media Manager
Kenneth Perkins	Senior Motion Graphics Designer/Editor
Tom McGuigan	Motion Graphics Designer and Editor
Jesse Clark	Senior Digital Media Coordinator
Tyler Suddarth	Digital Video Coordinator
Aynav Leibowitz	Digital Media Coordinator

## TICKETING AND EVENT MANAGEMENT

John Schriever	Senior Vice President, Ticketing and Event Management
Derek Beeman	Senior Director of Ticket Sales and Market Analytics
Brian Varnadoe	Senior Director of Premium Seating
Trey Young	Senior Director of Ticket Services
Shari Rainey	Director of Luxury Suite Service
Holly Schweitzer	Director of Fan Relations and Event Services
Fara Yoder	Director of CRM Data
Jessica Schneider	Senior Manager, Premium Services
Cody Disbennet	Event Operations Manager
Chandler Carlson	Senior Club Seat Coordinator
Karissa Hudik	Senior Event Services Coordinator
Matt McKee	Senior Ticketing Communications and Service Coordinator
Jake Allhands	Analytics Coordinator



# STAFF DIRECTORY

Rick Bornhauser	Ticket Service and Hospitality Operations Coordinator
Erica Martinez	Ticket Distribution and Sponsor Ticket Coordinator
Brad Doremus	Ticket Sales Representative
Ryne Harris	Ticket Sales Representative
Tyler Peart	Ticket Sales Representative
Christian Freimuller	Premium Seating Representative

## ACCOUNTING

Marilan Logan	Senior Vice President and Chief Accounting Officer
Tamala Croasmun	Controller
Lisa Ruiz	Director of Payroll Services
Jon Southern	Assistant Treasurer
Cassandra Andrews	Accounting Manager
Kayla Mauch	Business Systems Analyst
Shelby Vogt	Payroll Accountant
Gladys Hernandez	General Accountant
Jamie Spriggs	General Accountant
Emily James	Staff Accountant
Jan Kelly	Risk Manager

## INFORMATION TECHNOLOGY

Jeff Schmitz	Vice President and Chief Information Officer
Leo Scott	Server Engineer
Arron Webb	Network Security Engineer
Faisel Lodhi	Senior Business Intelligence Developer and Database Administrator

Anthony Shade	Systems Administrator
Bobby Rawlinson	Service Desk Manager
Derek Mauney	Senior IT Support Analyst
Cavan Spence	IT Support Desk Analyst


## ADMINISTRATIVE STAFF

Glenda Morrison	Senior Director of Human Resources
Trang Do	Human Resources Manager
Julie Strauss	Employee Benefits and HR Manager
Ivory Youngblood	Payroll and HRIS Manager
Emily Brasseaux	HR Generalist
Marvin Dave	Office Services Manager
Jeremy Jones	Office Services Coordinator
Courtney Hazen	Receptionist
Carol Adatto Nelson	Team Travel Consultant, Carlson Wagonlit Travel

## EXECUTIVE ASSISTANTS

Karen Richards	Executive Assistant to Robert C. McNair
Susie Galvan	Executive Assistant, Chairman's Office
Christine Laur	Executive Assistant to Bill O'Brien
Chloe Delclos	Executive Assistant to Brian Gaine
Bonny Marshall	Executive Assistant to Jamey Rootes
Ashley Tait	Executive Assistant to Suzie Thomas
Janet Spaulding	Executive Assistant to Scott Schwinger
Eva Graham	Executive Assistant, Football Administration and Football Operations



A close-up, low-angle shot of a Houston Texans player wearing a black helmet with the team's logo. The player is looking down, and their hand is visible near their face. The background is blurred, showing other players and the stadium.

# WE'LL BRING THE POWER — *You Bring* — THE ENERGY

We're proud to be the official energy provider of the Houston Texans, and to power NRG Stadium from tailgate to touchdown.

**reliant.com | 1.866.RELIANT**

Reliant Energy Retail Services, LLC (PUCT Certificate #10007). © 2018 Reliant Energy Retail Holdings, LLC. All rights reserved. 831072



**reliant**<sup>®</sup>  
an NRG company






**HOUSTON**  
**TEXANS**

**EXECUTIVE  
MANAGEMENT**





## ROBERT C. McNAIR

FOUNDER, SENIOR CHAIRMAN AND CHIEF EXECUTIVE OFFICER



Robert C. McNair, a leading businessman, sportsman and philanthropist in Houston, Texas for more than 50 years, is the founder, senior chairman and chief executive officer of the Houston Texans National Football League team. McNair is perhaps best known in the business community as the founder of Cogen Technologies, which became the largest privately owned cogeneration company in the world with an aggregate capacity of 1,400 megawatts. In 1999, he sold the company while retaining ownership of power plants in New York and West Virginia, until 2017 and 2018 respectively.

McNair serves as senior chairman of McNair Interests, headquartered in Houston, Texas where he oversees an investment portfolio. McNair owns Palmetto Partners, Ltd. and RCM Financial Services, L.P., private investment entities that manage the McNairs' private and public equity investments. In 1997, he was inducted into the Texas Business Hall of Fame and in 2010, the Houston Hall of Fame.

Committed to bringing an NFL team to Houston, McNair formed Houston NFL Holdings in 1998. On October 5, 1999, the NFL awarded him the 32nd NFL franchise, returning professional football to the city of Houston in 2002. McNair's influence and leadership also brought two Super Bowls to Houston's NRG Stadium: Super Bowl XXXVIII in 2004 and Super Bowl LI in 2017.

McNair's Texans won their first AFC South title in 2011 and gave Houston its first NFL playoff game in nearly 18 years after a 31-10 win against Cincinnati in the Wild Card round on January 7, 2012. The Texans then claimed their second consecutive AFC South title in 2012 and finished the regular season 12-4, matching the most regular-season wins in the city of Houston's NFL history.

McNair hired Bill O'Brien as the third head coach of the franchise in January 2014, ushering in a new era of Texans football following a disappointing 2013 season. In 2016, the Texans enjoyed the distinction of their third straight winning season for the first time in franchise history and won their second consecutive AFC South Division championship for the second time under McNair. The Texans' four division titles over the last seven seasons are the fourth most in the NFL during that span. In 2016, Houston advanced to the AFC Divisional Round for the first time since 2012 and finished the year with the NFL's top-ranked defense for the first time in franchise history. The team also posted a 7-1 record at home during the regular season, which set a single-season franchise record and tied for the best home record in the NFL in 2016.

McNair is actively involved in NFL affairs including serving as chairman of the Finance Committee. He is also a member of the Audit, Compensation and Chairman's Committees.

As founder and chairman emeritus of the Academy Sports + Outdoors Texas Bowl, McNair revived Houston's collegiate bowl game on December 28, 2006. The game now features teams from the Big 12 and SEC conferences and boasts an average attendance of over 70,000 fans a year, ranking 4th among all Bowls trailing only the Rose, Cotton and Peach Bowls since 2014. In 2006, McNair selected the DePelchin Children's Center as the bowl game's charitable beneficiary. DePelchin has since

received more than \$1.4 million in direct financial support and millions more in promotional support from the Texas Bowl partnership.

Stonerside Stable, a major thoroughbred horse farm in Kentucky, is also among McNair's successes. A 1,947-acre thoroughbred horse farm and racing stable, Stonerside was home to more than 275 racehorses, broodmares, yearlings and weanlings. From its inception in 1994, Stonerside won 72 Graded Stakes races including Grade I wins in the Belmont, Breeders' Cup Mile, the Travers, the Haskell, the Hollywood Gold Cup, the Cigar Mile, the Carter, the Swaps, the Wood Memorial, the Matriarch and the Oak Leaf Stakes. Stonerside has also finished second and third in the Kentucky Derby and was the co-breeder of Fusaichi Pegasus, winner of the Derby in 2000. Stonerside has bred the winners of over \$50 million, including the 2008 Breeders' Cup Classic winner Raven's Pass and 2008 Champion American Juvenile colt Midshipman, the winner of the Breeders' Cup Juvenile. Stonerside was named Breeder of the Year in 2007 and 2008 by Kentucky horsemen.

McNair served on the boards of the Breeders' Cup and Thoroughbred Owners and Breeders Association and was awarded the Allan Bogan Memorial Award for outstanding services to the Texas Thoroughbred Association. He is a member of the prestigious Jockey Club, which governs the sport of thoroughbred racing. In October 2008, McNair sold Stonerside Farm and Racing Stable.

McNair chairs The Robert and Janice McNair Foundation, the Houston Texans Foundation headquartered in Houston, Texas, and The Robert and Janice McNair Educational Foundation where he grew up in Forest City, N.C. For over 25 years, the McNairs and their namesake Foundations have given generously to a wide array of charitable, scientific, literary, educational and religious organizations including the Baylor College of Medicine's MD/PhD Program, and scholarship initiatives at the University of South Carolina, Rice University, Columbia College, Newberry College, Austin College, Virginia Tech and Houston Community College.

The McNairs' passion for education includes the Houston Independent School District's Fine Arts Program, Project GRAD Houston, Teach For America, the Neuhaus Education Center and the Houston-area charter schools initiative. At the James A. Baker III Institute for Public Policy at Rice University, they endowed the Robert and Janice McNair Public Policy Chair; a position held by the Institute's founding director, Ambassador Edward P. Djerejian. The McNairs' love of community is evident throughout the city of Houston and includes the Houston Zoo's McNair Asian Elephant Habitat, the jogging trail at Discovery Green, the San Jacinto Girl Scouts Equestrian Center, the McNair Cub Scout Adventure World, the United Way Computer Training Center, and the McNair Hall and McNair Plaza at Houston Baptist University. They have also sponsored community outreach programs for the Houston Symphony, Houston Grand Opera, Houston Museum of Fine Arts and Young Audiences of Houston. In addition, Bob McNair was a founding member of the Cotswold Project, a revitalization project in downtown Houston.

In 2007, the McNairs turned their primary philanthropic focus to medical research. They established the McNair Medical Institute and provided a



transformational gift to the Baylor College of Medicine in Houston. The McNair Scholars Program soon followed to recruit and deploy world-class physicians and research scientists in the fields of Type 1 diabetes, cancer and neurosciences. In addition to Baylor College of Medicine, McNair Scholars are located across Houston's acclaimed Texas Medical Center including MD Anderson, The Menninger Clinic, Texas Children's Hospital and the Texas Heart Institute.

In 2013 and 2014, the McNairs provided major gifts to Houston's AD Players Theater, Houston's United Way 2-1-1 Capital Campaign, the Star of Hope Family Place, Houston Parks Bayou Greenways 2020 and the Houston Zoo's Phase II African Forest campaign. Honoring the fruits of American entrepreneurship, in 2015 the McNairs began establishing McNair Centers for Entrepreneurism and Free Enterprise at the James A. Baker III Institute for Public Policy at Rice University, the University of St. Thomas Houston, the University of South Carolina, Columbia College in Columbia, South Carolina and Northwood University in Midland, Michigan. In 2016, they added a McNair Center at Houston Baptist University. When Hurricane Harvey hit their hometown and surrounding area in 2017, the McNairs stepped forward immediately and gave \$3 million to the United Way of Greater Houston for relief efforts.

Janice and Bob McNair's philanthropic leadership has been recognized far and wide. In 2003, the Association of Fundraising Professionals honored their namesake foundation, The Robert and Janice McNair Foundation, with their 2003 Outstanding Philanthropic Foundation Award. In November 2004, the Houston Independent School District followed with their Hall of Fame Award, and in 2008, Young Audiences of Houston bestowed their Houston Community Arts Partner Leadership Award. In 2012, the Neuhaus Education Center applauded the Foundation for 15 years of loyal support, and in May it was recognized at the Mayor's Literacy Leadership Breakfast. In 2013, during their "Hats in the Park" luncheon, the Hermann Park Conservancy honored the Foundation for supporting Centennial Gardens.

Bob McNair has been the recipient of numerous awards including the Anti-Defamation League's Torch of Liberty Award, Northwood University's Outstanding Business Leader Award, the Association for Private Enterprise Education's Herman W. Lay Memorial Award, the Houston Chapter of the National Football Foundation's Distinguished American Award, the Houston Rotary Club's Distinguished Citizen Award, the South Main Center Association's City Builder Award, the Houston Advertising Federation's Annual Trailblazer Award (for significantly enhancing the overall image of Houston both locally and globally), the Sam Houston Area Council of the Boy Scouts of America Distinguished Citizen Award, the Texas Heart Institute's Denton A. Cooley Leadership Award, the Freedoms Foundation at Valley Forge National Award for Outstanding Patriotism, Responsible Citizenship and Community Involvement, and the Fellowship of Christian Athletes President and Mrs. George H. W. Bush Community Impact Award.

In June 2005, Rice University's board of trustees named their 167,000-square-foot Jesse H. Jones Graduate School of Management, "Janice and Robert McNair Hall." In October 2007, the Baylor College of Medicine presented their first Pink Ribbon Hero Award for Ambassadorship to the McNairs for their support of past Pink Ribbon Houses and for their commitment to fight cancer. In April 2009, the KIPP Academy honored the McNairs for their devotion in supporting the education of inner city and underprivileged youth. In May 2009, Bob McNair was named "Entrepreneur of the Decade" by the Houston Technology Center. In November, he was awarded the James A. Baker III Prize for Excellence in Leadership, an honor that recognizes nationally and internationally renowned leaders for excellence in public service and civic life. That December, McNair received the inaugural Rotary Lombardi Humanitarian Award, followed by the

Houston Independent School District presenting him with their Encore for Excellence Award. In April 2010, the DePelchin Children's Center presented Janice and Bob McNair with their Kezia DePelchin Award in honor of their long-standing support of the DePelchin Children's Center.

Bob McNair was inducted into the South Carolina Athletic Hall of Fame in May 2010. In November, the Association of Fundraising Professionals presented Janice and Bob McNair with their Maurice Hirsch Award for Philanthropy, the highest recognition given to an individual or family for exceptional generosity and outstanding civic and charitable responsibility. In 2012, Rice University again honored the McNairs during the 10th anniversary of McNair Hall, and in 2013, they were the recipients of the Texas Association of Partners in Education Award for the Texas Outstanding Sports Partnership.

In 2014, the McNairs received UNICEF's inaugural Margaret Alkek Williams Humanitarian Award, and Houston Baptist University's Spirit of Excellence Award. They were honored by the Houston Zoo, the Souper Bowl of Caring, and in 2011, Bob McNair was honored by the Junior Achievement of Southeast Texas as a Class of 2011 Laureate, and the JA Hall of Achievement. In September 2011, Texas Children's Cancer Center honored the McNairs as their 2011 Community Champions. In April 2012, the Escape Family Resource Center honored them as headliners for their annual Celebrity Serve benefit.

Bob McNair was selected as one of Texas Medical Center's 2013 Men of Distinction, and Janice and Bob McNair were Honorary Co-Chairs for Impact a Hero's 2013 Gala. They chair the American Cancer Society's Hope Lodge Houston campaign, and were honored as Community Partner Honorees, along with the Houston Texans, at the Houston Symphony's Centennial Opening Night in September 2013. In November 2013, the McNairs were selected by the DePelchin Children's Center to serve as Honorary Event Chairs at their Children's Center Gala. In February 2014, Janice and Bob McNair received the Houston Community College's Crystal Eagle Award. In November 2015, MD Anderson and NBC's Tom Brokaw honored Bob McNair as MD Anderson's "Living Legend".

In March of 2016, Janice and Bob McNair were selected as Honorary Chairs of the Texas Children's Hospital Promise Campaign. In February 2017, the Lombardi Honors and Awards program awarded Janice and Bob McNair with their 2016 Lombardi Fellows and Humanitarians of the Year awards. In May, the Newberry College John Bachman Society presented the McNairs with their "Distinguished Members for 2017" Award. In September 2017, Rutherford County N.C., where Bob McNair grew up, inducted him into their inaugural Sports Hall of Fame class, and in 2018, McNair became the sixth recipient of the Texas Sports Hall of Fame's Lamar Hunt Lifetime Achievement Award.

Bob McNair is a current or past member of the Board of Trustees for numerous institutions including Rice University, Baylor College of Medicine, the Texas Heart Institute, Houston Grand Opera, the Museum of Fine Arts Houston, the Greater Houston Partnership, the Greater Houston Convention and Visitors Bureau, the Free Enterprise Institute, the Sigma Chi Foundation, the Federal Reserve Banks of Dallas and Houston, and the Young Presidents' and World Presidents' Organizations.

Bob McNair was born in Tampa, Fla. He and his wife, Janice Suber McNair, have been residents of Houston since 1960. McNair graduated from the University of South Carolina in Columbia, S.C. in 1958 with a Bachelor of Science degree. In 1999, Mr. McNair received an Honorary Doctor of Humane Letters degree from the University of South Carolina. In 2010, he received an Honorary Doctor of Humanities in Medicine from Baylor College of Medicine. Janice McNair graduated from Columbia College in Columbia, S.C. in 1959. In 2015, she received an Honorary Doctor of Humanities from Columbia College.



## D. CAL McNAIR

### CHAIRMAN AND CHIEF OPERATING OFFICER



Cal McNair is the chairman and chief operating officer of the Houston Texans. McNair was named chairman in July 2018 after serving as vice chairman since 2008. He assumed the role of chief operating officer in April 2012 and has been a limited partner of the Texans since 2001. He also serves as the vice chairman of Palmetto Partners, Ltd., the private equity investing arm of McNair Interests.

McNair, who has been actively involved with the football operations of the Texans franchise since its inception, attends NFL meetings as part of team management and serves on the NFL Investment Committee. He has been part of the Texans' search committee in several key hires throughout franchise history, including current General Manager Brian Gaine in 2018 and Head Coach Bill O'Brien in 2014, former Executive Vice President of Football Operations and General Manager Rick Smith in 2006, former Head Coach Gary Kubiak in 2006 and former Defensive Coordinator Wade Phillips in 2011.

Those hires have paid dividends for the Texans, who put together three straight winning seasons (2014-16) for the first time in franchise history and captured back-to-back AFC South Division championships (2015-16) for the second time. The Texans' four division titles over the last seven seasons are the fourth most in the NFL during that span and their 15 division wins are tied for the fifth-most in the NFL since 2014.

In 2016, Houston advanced to the AFC Divisional Round for the first time since 2012 and finished the year with the NFL's top-ranked defense for the first time in franchise history. The team also posted a 7-1 record at home during the regular season, which set a single-season franchise record and tied for the best home record in the NFL.

The 2015 season saw Houston clinch its third AFC South Division title in franchise history and first since 2012. The Texans also became the only NFL team since 1950 to make the playoffs with four different starting quarterbacks winning a game during the regular season and had a defense that finished third in the NFL in total yards (310.2) and passing yards (210.4) allowed per game.

In 2014, O'Brien led the team to a 9-7 record in his first year as the franchise's head coach. Houston's seven-win improvement under O'Brien led the NFL and made the Texans the sixth team since 1978 to post a winning season following a season in which it won two-or-less games. O'Brien finished second in the Associated Press NFL Coach of the Year voting in 2014.

After getting hired in 2006, Smith and Kubiak worked together to build the franchise's first two AFC South championship teams in 2011 and 2012. The hiring of Phillips, who was named the 2011 Pro Football Writers Association Assistant Coach of the Year, helped bring about the third-largest defensive turnaround in modern NFL history from 2010-11 and played a major role in the franchise's first-ever playoff berth.

Prior to 2001, McNair worked at Cogen Technologies for 11 years. In 1987, he was hired as one of the company's first employees. After beginning his tenure with Cogen, McNair helped oversee the construction of several major power plants in the eastern United States, managing those assets in the areas of financial analysis and project management.

McNair is a member of the board of trustees of the Robert and Janice McNair Foundation as well as the Robert and Janice McNair Educational Foundation. He is a director and vice president of the Houston Texans Foundation, a member of the United Way's prestigious Alexis de Tocqueville Society and a current or past member of the Amegy Bank Advisory Board, the University of Texas Chancellor's Council, the Council of Overseers at Rice University's Jones Graduate School of Business, Houston Zoo Board, the Fort Worth Zoo Board and the All Saints' Episcopal School Board in Fort Worth.

McNair and his wife, Hannah, are involved in and support many charities and philanthropic efforts including the YMCA, Boys & Girls Clubs of America, Houston Food Bank, United Way, DePelchin Children's Center, Project 88, Bo's Place, The Holocaust Museum, Child Advocates, Boys & Girls Clubs of Greater Houston, The Brookwood Community, The Mission of Yahweh, March of Dimes, American Cancer Society, MD Anderson, Lone Survivor Foundation, USO, Star Of Hope, Barbara Bush Houston Literacy Foundation, Houston Police Foundation, Candlelighters Childhood Cancer Family Alliance, Houston Livestock Show and Rodeo, Texas Children's Hospital, United States Fund For UNICEF, Houston Methodist Hospital, Houston Area Women's Center, The Children's Assessment Center, Impact A Hero, Freedom Place, Big Brothers Big Sisters and more.

McNair attended The University of Texas at Austin, where he was a four-year member of the Longhorn football team. He earned a Master's of Business Administration degree from the Rice University Jesse H. Jones Graduate School of Management.

Born in Houston, McNair attended Cypress-Fairbanks High School. He has six children: Devon, Raelyn, Vivian, Robert, Calhoun and Michael. He resides in Houston with Hannah.





**JAMEY ROOTES**  
PRESIDENT



Jamey Rootes has been the leader of the Houston Texans for nearly two decades and currently serves as the president of the club. Under Rootes' leadership, the Texans have earned many distinctions, including numerous "Crystal Awards" for marketing excellence. J.D. Power & Associates recognized the team for providing the best fan experience in the NFL and even featured the Texans as a service success story in their book entitled "Satisfaction." The Texans have also received SportsBusiness Journal's PRISM Award, which is given annually to the top major professional sports team based on business excellence criteria. In 2017, the Texans extended their sellout streak to 163 consecutive home games, a Houston NFL record and a testament to the quality of service and entertainment provided by the organization on gameday. As a result, the Texans have consistently been recognized as one of the most valuable professional sports franchises both in the NFL and globally, as measured by a variety of business publications. For the past five years, the Texans were recognized by the Houston Chronicle as one of "Houston's Top Workplaces".


For his efforts, Rootes was selected as Houston Business Journal's Business Person of the Year in 2016 after serving as the Chairman of the Greater Houston Partnership, Deputy Chairman and Vice Chairman for two public boards for the Houston Super Bowl Host Committee and elevating Houston's visibility on an international scale. He was instrumental in bringing one of the largest soccer tournaments, Copa America, to Houston as well as landing Monday Night Football in Mexico for the first time in NFL history. Rootes was selected twice by SportsBusiness Journal as a member of its distinguished "Forty Under 40" list of leading sports executives, and he was named a finalist for Global Sports Executive of the Year by the Stadium Business Awards.

Rootes maintains an active role in the community by serving on a number of boards, including the Greater Houston Partnership and the

United Way, and he is currently serving as the Board Chair of the United Way of Greater Houston. He also oversees the activities of the Houston Texans Foundation, which donated over \$1.6 million in 2017 to benefit youth and families in the Houston area. Following the devastation of Hurricane Harvey, Rootes worked with the league office, NFL teams, the United Way and others to raise funds for those affected by the storms. In total, all NFL-related entities donated over \$50 million for Hurricane Harvey relief and recovery along the Texas Gulf Coast. Since inception, the Texans have raised well over \$30 million through annual fundraising events, disaster response programs, the team's United Way campaign and partnerships with nonprofit organizations on gameday.

Prior to joining the Texans, Rootes helped to launch Major League Soccer as the president and general manager of the Columbus Crew. During his tenure, the Crew was consistently among the league's strongest teams both on and off the field, and Rootes was recognized as Executive of the Year in 1996 and Marketing Executive of the Year in 1999. Rootes helped lead the construction of Crew Stadium in 1999, which was the first stadium of its type in the United States. This facility earned distinction as America's Foremost Sports Facility of the Year and led to the development of numerous soccer-specific stadiums across the United States over the past decade, including BBVA Compass Stadium in Houston.

A native of Stone Mountain, Ga., Rootes graduated Cum Laude from Clemson University's Calhoun Honors College. While attending Clemson, Rootes was a member of the Tigers' soccer team that captured two NCAA titles and he served as Student Body President. While earning a Master's of Business Administration (MBA) with honors at Indiana University, he served as an assistant soccer coach for the Hoosiers. Rootes previously held positions at IBM and Procter & Gamble before entering sports. He lives in West University with his wife, Melissa, and their children, Chris and Caroline.



## BRIAN GAINE GENERAL MANAGER

02 07 08 15 16  
Division Titles



Brian Gaine was named the third general manager in Houston Texans history on Jan. 13, 2018.

Gaine spent the 2017 season as the Buffalo Bills' vice president of player personnel after serving as the Texans' director of player personnel from 2015-16 and director of pro personnel in 2014.

Gaine brings 19 years of NFL personnel experience to Houston and has spent time in leadership roles with the Bills (2017), Texans (2014-16), Miami Dolphins (2008-13), Dallas Cowboys (2005-07) and New York Jets (1999-2004).

Since beginning his administrative career in 1999, Gaine has helped guide teams to the postseason nine times: 2001, 2002 and 2004 with the Jets; 2006 and 2007 with the Cowboys; 2008 with the Dolphins; 2015 and 2016 with the Texans and the Bills in 2017, which was Buffalo's first playoff appearance since 1999. Additionally, Gaine played a role in putting together rosters that have garnered 73 Pro Bowl berths and 12 First-Team All-Pro selections.

Gaine has worked with numerous successful coaches and front office executives during his NFL career, including Hall of Fame coach Bill Parcells, former Miami Dolphins General Manager Jeff Ireland, former Steelers Director of Player Personnel Dick Haley and former Jets General Manager Terry Bradway.

As director of player personnel with the Texans, Gaine provided support and guidance to both the pro and college scouting departments while directing the team's player evaluation process and pro personnel operation. He served as the club's director of pro personnel in 2014, where he supervised all pro player evaluation, the advance scouting process, free agency and the monitoring of player transactional movement in all professional leagues.

From 2012-13 with the Dolphins, Gaine served as the assistant general manager, working directly with team management overseeing player personnel operations and the player evaluation process at both the collegiate and professional levels. He functioned as the Dolphins' director of player personnel from April 2011 to June 2012, providing supervision of both the pro and college scouting departments. Gaine began his career with the Dolphins as the assistant director of player personnel in January 2008 and held that position until March 2011.

Prior to his arrival in Miami, Gaine spent three seasons as the Cowboys' assistant director of pro scouting (2005-07), where he worked with Parcells (2005-06). Gaine contributed to the Cowboys' evaluation process by managing the pro scouting department and evaluating players and rosters from all levels of professional football.

Gaine went to Dallas after spending six years (1999-2004) in the Jets' scouting department. He served as the assistant director of pro scouting in 2004 and was a pro scout from 2001-03. In 2000, Gaine was the Jets' manager of pro player development/NFC, and he began his personnel career as a scouting assistant in the Jets' college scouting department in 1999.

Prior to joining New York in a front office capacity, Gaine spent time as a player with the Jets, New York Giants and Kansas City Chiefs from 1996-98. Gaine, who is the youngest of five brothers, attended the University of Maine from 1991-95 where he played tight end. He served as the Black Bears' captain his senior season and earned his degree in public administration.

Gaine grew up in Pearl River, N.Y., and attended Don Bosco Prep High School in Ramsey, N.J.



### GAINE'S FRONT OFFICE LEDGER

<b>2018</b>	<b>General Manager</b>	<b>Houston Texans</b>
<b>2017</b>	Vice President of Player Personnel	Buffalo Bills
<b>2015-16</b>	<b>Director of Player Personnel</b>	<b>Houston Texans</b>
<b>2014</b>	<b>Director of Pro Personnel</b>	<b>Houston Texans</b>
<b>2012-13</b>	Assistant General Manager	Miami Dolphins
<b>2011</b>	Director of Player Personnel	Miami Dolphins
<b>2008-10</b>	Assistant Director of Player Personnel	Miami Dolphins
<b>2005-07</b>	Assistant Director of Pro Scouting	Dallas Cowboys
<b>2004</b>	Assistant Director of Pro Scouting	New York Jets
<b>2001-03</b>	Pro Scout	New York Jets
<b>2000</b>	Manager of Pro Player Development/NFC	New York Jets
<b>1999</b>	Scouting Assistant	New York Jets





### SUZIE THOMAS

**EXECUTIVE VICE PRESIDENT, GENERAL COUNSEL AND  
CAO**



Suzie Thomas joined the Houston Texans and McNair Interests in March 2000. She oversees the legal functions for the Texans and the human resources and business administration functions for both groups. She also holds positions with various other entities in McNair Interests.

Thomas previously served as General Counsel and Vice President of Human Resources of Corporate Brand Foods America, Inc., a meat processing business that was subsequently purchased by Tyson Foods. Prior to CBFA, Thomas spent 16 years at Weatherford International Inc., an international energy service and manufacturing company, including the last 12 years as senior vice president and general counsel. She started her legal career as an associate attorney at Baker Botts L.L.P. in Houston.

Thomas earned her law degree from the University of Houston's Bates College of Law and her undergraduate degree in Spanish from the University of Texas. She is a member of the State Bar of Texas and also serves on the Board of Directors of Child Advocates, Inc.

Thomas resides in Houston.



### JENNIFER DAVENPORT

**SENIOR VICE PRESIDENT, MARKETING AND  
COMMUNITY DEVELOPMENT**



Jennifer Davenport joined the Houston Texans in December 2010. As senior vice president of marketing and community development, Davenport administers and monitors usage of the Texans brand and all related advertising, creative and design work. She also oversees all gameday entertainment, community development, the Houston Texans Foundation, youth football initiatives, targeted fan development, merchandise sales and regional brand growth, including broadcast partnerships.

Since joining the Texans, Davenport has helped the organization earn such prestigious awards as the Pop Warner Team of the Year (2018), AMA Crystal Award for Best Annual Report (2017), Best Logo Design (2017), Best Special Event Marketing (2016), Best Social Responsibility Campaign (2015), AMA Houston Marketer of the Year (2014) and more.

Davenport came to the Texans from the NBA's Houston Rockets and Toyota Center, where she served as marketing manager from May 2006 to November 2010. With the Rockets, Davenport oversaw advertising, grassroots promotions, fan development and non-sports publicity, as well as all aspects of marketing for third party events and concerts at Toyota Center. Prior to her time with the Rockets, Davenport was the marketing director for 96.7 KISS FM (KHFI) and AM 1300 The Zone (KVET AM) at Clear Channel Radio in Austin, Texas.

Davenport is a member of the YMCA of Greater Houston Board of Directors, Houston Methodist Hospital's Brain and Bone Collaborative and the Discovery Green Conservancy Marketing Committee. A graduate of the Center for Houston's Future Leadership Forum, Davenport is also a founding board member of Houston's Women In Sports and Events (WISE) chapter. She was a lead executive for the Super Bowl LI Host Committee and was named to the Houston Business Journal's "Forty Under 40" in 2017.

A native of Crosby, Texas, Davenport graduated from Stephen F. Austin State University. She resides in Houston with her husband, John.



### **GREG GRISSOM**

**SENIOR VICE PRESIDENT, CORPORATE DEVELOPMENT**



Greg Grissom was named senior vice president of corporate development in April 2017, but has been a part of the team's business operations staff since its inaugural 2002 season. He joined the Texans as a corporate sales manager before being promoted to director of corporate development in 2006 and then senior director of corporate development in May 2011. He was named vice president of corporate development in April 2012.

Grissom oversees the Texans' corporate partnerships, sales of all related media properties, new Houston Texans Luxe sales and partnership marketing services. Since 2012, the Texans franchise has seen landmark expansion from HoustonTexans.com to Texans Radio and Texans TV digital platforms, creating a wealth of new opportunities for sponsors and fans of the team.

He has over two decades of experience in sports sponsorship sales, planning, execution and event marketing. Before joining the Texans, Grissom worked for Enron Corp. as a sports marketing specialist and spent more than four years with the Houston Astros as an account services manager and later as the club's promotions coordinator.

Grissom represents the Texans on the Board of Directors of the Houston Food Bank. A native of Austin, he attended Baylor University. He lives in Houston with his wife, Jamie, their daughter, Campbell, and son, Sam.



### **MARILAN LOGAN**

**SENIOR VICE PRESIDENT AND CHIEF ACCOUNTING OFFICER**



Marilan Logan is in her 19th year with the Houston Texans and serves as the franchise's vice president and chief accounting officer, managing all aspects of financial matters and payroll services for the Texans, Houston Texans Foundation and Lone Star Sports & Entertainment.

Logan came to the Texans after serving as controller/treasurer for the Houston Aeros Hockey Club, Aerodromes Ice Rinks and the Houston Aeros Foundation for two seasons.

Prior to joining the Houston Aeros, Logan was the controller for the Houston Oilers (now Tennessee Titans) from 1978-97. Her responsibilities included accounting for player contracts, maintaining the club's financial records, managing payroll/benefit services and aiding club management with special projects. Prior to the Oilers, she was a cost accounting specialist for Reed Tool Company.

Having spent almost 40 years within the professional sports world, Logan is considered a seasoned veteran. She has been highlighted in Forbes as one of the NFL's female financial scorekeepers and in the Houston Chronicle as a woman holding a key position in Houston sports. She is also a member of Women in Sports and Events (WISE), the leading voice and resource for professional women in the business of sports.

Marilan and her husband, Rick, have a daughter, Sandy; two sons, Jeff and Roy; and two grandsons, Kyle and Todd. The couple resides in Humble, Texas.





## CHRIS OLSEN

### SENIOR VICE PRESIDENT, FOOTBALL ADMINISTRATION

11 12 15 16  
Division Titles



Chris Olsen is in his 12th season with the Texans and first as senior vice president of football administration after spending the previous eight years as the vice president of football administration. Olsen's primary responsibility with the Texans is to work closely with General Manager Brian Gaine on negotiating player contracts and managing the salary cap.

Prior to joining the Texans' staff, Olsen spent 13 years working at the National Football League office in New York. Olsen served as the Manager of Labor Operations with the NFL Management Council from 1999-2006, where he was responsible for reviewing and analyzing player contracts to ensure teams were in compliance with the Collective Bargaining Agreement (CBA) and salary cap, and provided assistance to club executives pertaining to player-related areas of the CBA. He also served as a League liaison to the NFL Players Association regarding player contract matters, while working as a national game representative and instant replay communicator.

Olsen began his tenure with the NFL in 1994 as an analyst in the player personnel department. He was promoted to coordinator in 1998 and became responsible for all facets of the player petition process on special eligibility for the NFL Draft (underclassman prospects), including coordinating player evaluations for the College Advisory Committee. He produced annual reports for the Competition Committee and reviewed player contracts to ensure their compliance with the NFL's Constitution and Bylaws.

Olsen began working in professional sports during his senior year in college with the Springfield Indians Hockey Club of the AHL in 1989-90, where he served as a public relations/marketing intern. After spending a brief time working for Ark-Asset Management Company, a financial services firm in New York City, he continued his sports career in 1992 while in graduate school by serving as a public relations/marketing intern for the Hartford Whalers of the NHL. Prior to joining the NFL, he worked for the New Jersey State Golf Association.

Olsen is a native of Little Silver, N.J. He earned his degree in business administration from Western New England University in 1990 and earned a master's degree in sports management from Springfield College in 1997. Olsen and his wife, Kim, reside in Houston.



## JOHN SCHRIEVER

### SENIOR VICE PRESIDENT, TICKETING AND EVENT MANAGEMENT



John Schriever is in his 19th year with the Texans and his 34th in the professional sports industry. Schriever has been part of the sales and service of more than 43 million tickets to sporting events during his career. He started with the Texans in July 2000 as director of ticket operations and was promoted to vice president, ticketing and event management in July 2003, and senior vice president, ticketing and event services in June 2011. Schriever oversees all aspects of ticketing and event services for the Texans and Lone Star Sports and Entertainment.

Schriever began his sports business career with the Texas Rangers Baseball Club in 1984 as a season ticket sales intern. He became a full-time staff member in the spring of 1985 and was promoted to director of ticket operations prior to the 1989 season. The Rangers underwent a variety of changes during Schriever's 12-year tenure with the franchise: the team was purchased by an ownership group headed by George W. Bush, acquired pitcher Nolan Ryan, closed Arlington Stadium, opened The Ballpark in Arlington and hosted the 1995 Major League Baseball All-Star Game.

During the summer of 1996, Schriever worked with the Atlanta Committee for the Olympic Games at the Summer Olympics. He worked in ticketing as a customer service manager at Fulton County Stadium and Olympic Stadium.

Following the Olympic Games, Schriever joined Texas Motor Speedway in Fort Worth, Texas as director of tickets. He was part of the management staff that opened the Speedway in the spring of 1997 to a debut crowd of more than 200,000 for its inaugural Winston Cup race.

Schriever is a graduate of Stephen F. Austin State University, where he earned a degree in business management. He and his wife, Dana, have two children, Nicholas, who attends Texas State University, and Sarah, who attends Texas A&M University.



### SCOTT SCHWINGER

SENIOR VICE PRESIDENT, CHIEF FINANCIAL OFFICER  
AND TREASURER



Scott Schwinger serves as senior vice president, chief financial officer and treasurer for the Houston Texans and president of McNair Interests.

Schwinger has held positions with various companies owned, directly or indirectly, by Robert C. McNair, including president & CEO of Palmetto Partners Ltd., president of RCM Financial Services, L.P., president of Palmetto Trust Company and vice president of Cogen Technologies. In April 2010, he was named the president of McNair Interests. In his role, he oversees the investment and management activities of McNair Interests, a collection of companies focused on transformative projects in energy, life sciences and real estate.

Schwinger has been responsible for the management, risk management, information systems and all financial matters of the Texans and the other McNair Interests companies. He provided the financial analysis support beginning in 1998 to bring professional football back to Houston. Schwinger also served on the Houston Super Bowl XXXVIII Host Committee, Inc. In addition, he oversees the strategic and investment initiatives, investment due diligence, and deal structuring for all McNair Interests companies. Since the award of the team in 1999, Schwinger has successfully coordinated and structured debt financings totaling \$675 million, one of the largest and most successful series of financings for a professional sports team.

Schwinger earned a Bachelor of Arts in Mathematics from Vanderbilt University and a Master's of Business Administration from the University of Texas at Austin. In the community, he serves on the boards of the Make-A-Wish Foundation, Men of Distinction and Nine Energy Services. He also is a member of the Young Presidents Organization. He and his wife, Becca, both native Houstonians, are the parents of sons, Corbin and Charley, and daughter, Cara.



### GREG KONDRITZ

VICE PRESIDENT AND ASSOCIATE GENERAL COUNSEL



Greg Kondritz enters his 15th season with the Houston Texans and second as vice president and associate general counsel. Kondritz advises the organization on a wide variety of legal matters, including contracts, trademark matters and compliance with NFL rules and regulations.

Prior to joining the Texans in June 2004, Kondritz practiced corporate and securities law for Fulbright & Jaworski L.L.P. in Houston, where he was a senior associate in the Corporate, Banking & Business section. Kondritz attended the NFL's management program at the Stanford University Graduate School of Business in June 2006. He also served as an adjunct professor of Sports Law at Houston Baptist University and a guest lecturer at a sports law program in Madrid, Spain.

Kondritz earned his bachelor's degree in finance from Murray State University in 1996 and a law degree from Vanderbilt University School of Law in 1999. Kondritz also served as a notes editor on the Vanderbilt Law Review.

Originally from West Frankfort, Ill., Kondritz and his wife, Alison, live in Houston with their three kids: Jack, Katie and Rowan.





### **AMY PALCIC**

#### **VICE PRESIDENT, COMMUNICATIONS**



Amy Palcic joined the Houston Texans in June 2013. As vice president of communications, Palcic serves as the chief spokesperson and leads the public relations, football communications and corporate communications efforts for the Texans and handles all relationship management with the NFL's billion dollar network TV partners. In February 2016, Palcic was promoted from director of corporate communications to director of communications and elevated to vice president of communications in April 2018.

Palcic's team was selected as co-winners of the 2017 Pete Rozelle Award, recognizing the top NFL public relations team by the Professional Football Writers of America. She was the first director to win the award in their first year as well as the first female director to win the award. Palcic also was named one of PR News' Top Women in PR in 2017.

Palcic joined the Texans after spending time as the vice president of public affairs for George Faine Enterprises (GFE), where she founded and developed a partnership between the NFL and University of Notre Dame to make Notre Dame the fifth school to educate athletes as part of the NFL Business Management and Entrepreneurial program. Prior to GFE, Palcic spent three years as the director of marketing and public relations at Premier Sports & Entertainment, an entertainment agency in Los Angeles, where she managed talent, pitched new business ideas, produced large-scale charity events, negotiated marketing and sponsorship deals for celebrity clients and served as an outside publicist to corporate partners. Palcic began her career in the National Football League with the Cleveland Browns as the director of communications for 10 years.

Palcic is a member of the Boys & Girls Club of Greater Houston Board of Directors and is a member of the Women In Sports and Entertainment (WISE) chapter in Houston. In 2006, Palcic attended Stanford University Executive Education Graduate School of Business and was selected as one of the "up-and-coming NFL Executives." She continued her education in May 2013 when she attended Rollins College Philanthropy Center and studied Development and Fundraising. She is a graduate of Auburn University.



### **JEFF SCHMITZ**

#### **VICE PRESIDENT AND CHIEF INFORMATION OFFICER**



Jeff Schmitz is entering his 17th season with the Houston Texans in 2018. Schmitz was promoted to vice president of information technology in 2013 after serving as senior director and director of information technology from 2008-12.

Schmitz, who joined McNair Interests in March 1997, held positions in the treasury and accounting departments before moving into the IT department as manager of information technology in 2001.

Schmitz is responsible for leading all facets of technology for the Houston Texans and McNair Interests, including infrastructure, information systems, development, information security and support. During his tenure, Schmitz led teams responsible for stadium infrastructure design, data center design, voice and data service, unified communication, information security, compliance and software implementations.

Schmitz earned a bachelor's degree in business administration in accounting from Pittsburg State University in Kansas. He lives in Missouri City with his wife, Leslie, and their daughters, Courtney and Hannah.



### **MARC VANDERMEER**

#### **VICE PRESIDENT, BROADCASTING AND PLAY-BY-PLAY VOICE**



Marc Vandermeer has been a team fixture since it began play in 2002, calling every snap the Houston Texans have ever taken as the team's play-by-play announcer. Vandermeer officially joined the Texans as the director of radio broadcasting in June 2012 and was promoted to senior director of broadcasting in June 2013 before being named vice president of broadcasting in 2016.

In his role, Vandermeer serves as the "Voice of the Texans" and oversees the programs and content on HoustonTexans.com, Texans Radio on the flagship station KILT SportsRadio 610 AM and Texans television programming on ABC-13/KTRK and Fox Sports Southwest. Since the Texans began play, Vandermeer is the only current team employee to attend every single game in franchise history. Vandermeer was also co-host of the morning drive show for SportsRadio 610 until May 2012.

Vandermeer came to the Texans following a successful three-year run as the play-by-play voice for the Miami Hurricanes on 560 WQAM. He called the action for the Hurricanes' football and baseball national championship teams in 2001, hosted the athletic program's weekly show, Hurricane Hotline, and filled in on the WQAM Morning Show.

From 1995-99, Vandermeer was the play-by-play voice for the UMass Minutemen and served as the UMass Radio Network Director for WHMP AM/FM. He was promoted to station manager his final year with WHMP.

Vandermeer has called NCAA Basketball Tournament games for Westwood One Radio and was the play-by-play voice for Central Michigan University from 1992-95. He also serves on the Junior Achievement Board of Directors.

The Boston University alumnus and his wife, Corinne, have two sons, Luke and Liam.



### **DOUG WEST**

#### **VICE PRESIDENT, FOOTBALL OPERATIONS**



Doug West is in his 23rd season in the NFL and his 12th with the Texans. West was named vice president of football operations in April 2014.

West, who previously served as director of football operations starting in September 2010, oversees team travel, training camp and gameday operations, which include all aspects dealing directly on the field with the game, Texans and the visiting team.

On gameday, West is responsible for overseeing sideline communication equipment as well as instant replay equipment. He serves as the team liaison with the NFL, the officials and the visiting team. He also handles managing and organizing all Texans areas.

West oversees the team practice facility and Texans areas in NRG Stadium, including scheduling, cleaning and upkeep. He is responsible for maintaining the day-to-day football operations budget as well as planning for future large expenditures and projects.


West joined the Texans as football operations manager in August 2007, coordinating team travel and lodging throughout the year. Prior to joining the Texans, West worked with Reebok as an NFL glove and footwear specialist, beginning in 2004. From 1993-2003, West was the head equipment manager for the Denver Broncos.

West was the head equipment manager from 1988-90 at the University of Northern Colorado before taking on the same role for the Birmingham Fire of the World League of American Football from 1991-92 under Head Coach Chan Gailey.

West earned a bachelor's degree in social sciences from Colorado State in 1988, where he was a student equipment manager for the football team for three years. He has three sons, Gunnar, Griffin and Graham, and a stepdaughter, Grace. He and his wife, Stacy, reside in Houston.



## TEXANS LIMITED PARTNERS



**Kirbyjon H. Caldwell**  
*Senior Pastor*  
Windsor Village United  
Methodist Church



**Mary Anne Dingus**  
*Chairman*  
Dingus Investments



**Charles W. Duncan III**  
*President*  
Duncan Interests



**Harry Gee Jr.**  
*Principal*  
Law Offices of Harry Gee and  
Associates, PLLC, Board Cer-  
tified Immigration & Nationality  
Law



**E. Javier Loya**  
*Chairman and CEO*  
OTC Global Holdings



**Kay M. Onstead**  
*President*  
Onstead Holdings, LLC



**Gary R. Petersen**  
*Partner*  
EnCap Investments, L.P.



**Fayez Sarofim**  
*President and  
Chairman of the Board*  
Fayez Sarofim & Co.



**Joseph W. Sutton**  
*Chairman and CEO*  
Sutton Ventures Group,  
LLC



# COCA-COLA<sup>®</sup> NEVER MISSES A GAME



OFFICIAL SOFT DRINK  
OF







**HOUSTON**  
**TEXANS**

**COACHING STAFF**





# BILL O'BRIEN

## HEAD COACH

5TH SEASON WITH TEXANS / 10TH NFL SEASON



Bill O'Brien was named the third head coach in Houston Texans history on Jan. 3, 2014 and received a four-year contract extension on Jan. 13, 2018. He is in his fifth season with the Texans and has 26 years of collegiate and NFL coaching experience.

In his first three years (2014-16), O'Brien led the Texans to three straight winning seasons for the first time in franchise history and back-to-back AFC South division championships. He became just the 14th coach since 1978 to begin his NFL head coaching career with three consecutive winning seasons and his 28 victories over that span stand as the most by any head coach in franchise history through their first three years.

The Texans' four division titles over the last seven seasons are the fourth most in the NFL during that period. Under O'Brien (2014-17), the Texans are 21-1 when leading at halftime of a regular season game, which is the best winning percentage (95.45) when leading at halftime in the NFL over that span. The Texans' 15 division wins are tied for the fifth-most in the NFL since 2014.

Under O'Brien's tutelage in 2017, rookie QB Deshaun Watson put together a historic season despite playing in just seven games before sustaining a season-ending injury prior to Week 9. Watson set NFL records for most passing touchdowns (19) through a player's first seven career games in NFL history and most passing touchdowns (18, Weeks 3-8) by a rookie over any five-game span in NFL history. At the time of his injury, the Texans featured the league's highest-scoring offense (30.7 points per game).

WR DeAndre Hopkins was named to the Associated Press NFL All-Pro First Team for the first time in his career after posting 96 receptions for 1,378 yards and a franchise-record 13 touchdowns in 2017, making him one of 14 players in NFL history to post those numbers in a season and the third-youngest ever to do so. Hopkins, who made the AP All-Pro Second Team in 2015, finished last season ranked first in the NFL in targets (174), sixth in receptions (96), fourth in receiving yards (1,378), first in receiving touchdowns (13), fourth in receiving first downs (69), first in receptions over 25 yards (17) and third in 100-yard receiving games (five).

The Texans scored 30-or-more points six times in 2017, which tied the franchise record for the most games with 30-or-more points in a season (2012). Houston also threw for the third-most passing touchdowns in a single season in franchise history (28) and the most 25-plus yard completions in a single season in franchise history (38) in 2017. In Week 4 vs. Tennessee, the Texans scored the most points in a game in franchise history with 57 and scored a team-record seven touchdowns. Houston won by the largest margin of victory in Texans history with a 43-point win and won by the largest point differential of any divisional matchup in AFC South history.

In 2016, the Texans defeated the Oakland Raiders in the AFC Wild Card Round and advanced to the Divisional Round for the first time since 2012. The Texans finished the season with the NFL's top-ranked defense for the first time in franchise history, surrendering an average of only 301.3 total net yards per game. The team also posted a 7-1 record at home during the regular season, which set a single-season franchise record and tied for the

best home record in the NFL.

DE/OLB Jadeveon Clowney earned Pro Bowl honors for the first time in his career, posting 52 tackles, 6.0 sacks, 16 tackles for loss and 17 quarterback hits in 14 games played/started. ILB Benardrick McKinney led the Texans and finished 11th in the NFL (sixth in the AFC) with a single-season career-high 129 tackles and 5.0 sacks.

On offense, the Texans finished with the eighth-most rushing yards in the NFL in 2016, averaging 116.2 per game. RB Lamar Miller became the fourth player in franchise history with 1,000 yards rushing in a season. As a team over the last four seasons (2014-17), Houston ranks fourth in the AFC and eighth in the NFL in rushing yards. Additionally in 2016, the tight end group of C.J. Fiedorowicz, Ryan Griffin and Stephen Anderson posted the most receptions (115) and receiving yards (1,094) in a single season in franchise history.

Houston recorded a 5-1 record against AFC South opponents in 2016, which tied the best single-season winning percentage against the division in team history. The Texans also finished the regular season with only 87 penalties accepted against them, which was the lowest total in the NFL.

In 2015, Houston became the first NFL team since 1950 to make the playoffs with four different starting quarterbacks winning a game during the regular season when they won the AFC South division championship for the first time since 2012.

WR DeAndre Hopkins became the third-youngest player in NFL history to reach 200 receptions and 3,000 receiving yards for his career in 2015. That year, he earned his first trip to the Pro Bowl after posting career highs with 111 receptions for 1,521 yards and a franchise-record 11 receiving touchdowns. His receiving totals ranked among the best in the NFL, as he finished third in catches and yards and tied for seventh in touchdowns.

On the ground, the Texans averaged 108.2 rushing yards per game for the season and 135.1 yards over the final seven weeks of 2015. After RB Arian Foster was placed on injured reserve on Oct. 27, RB Alfred Blue stepped in to lead the team with a career-high 698 rushing yards, including three 100-yard games.

The Texans also received strong contributions from their defense in 2015, as they finished third in the NFL in total yards (310.2) and passing yards (210.4) allowed per game, fifth in opponent completion percentage (59.0) and seventh in points allowed per game (19.6). Houston set franchise single-season records for sacks (45) and opponent third-down percentage (28.5), which also was the lowest mark by any NFL team since the 2003 Tennessee Titans (27.7). DE J.J. Watt won his third Associated Press NFL Defensive Player of the Year award after leading the league with 17.5 sacks, 50 quarterback hits and 29 tackles for loss.

In 2014, O'Brien's first year as the franchise's head coach, Houston's seven-win improvement from 2013 led the NFL and made the Texans the sixth team since 1978 to post a winning season following a season in which it won two or less games. The Texans just missed the playoffs as the last team out in the AFC and O'Brien finished second in NFL AP Coach of the Year voting to former Arizona Cardinals Head Coach Bruce Arians.



## COACHING STAFF

O'Brien earned his first victory as head coach of the Texans with a 17-6 season-opening win against Washington at NRG Stadium, ending Houston's 14-game losing streak in the process. Following a Week 10 bye, Houston went 5-2 with three different starting quarterbacks leading the Texans to wins down the stretch. The Texans also led the NFL in takeaways with a franchise-record 34 and became just the third team in the last 20 years to lead the league in takeaways after finishing last the year before.

On offense, the Texans ran the ball a league-high 51.9 percent of the time and posted an AFC-best eight individual 100-yard rushing performances in 2014. Houston's 135.1 yards rushing per game ranked fifth in the NFL and was the second-highest mark in franchise history. RB Arian Foster, who earned his fourth Pro Bowl honor, eclipsed the 100-yard mark in seven of the 13 games he played in as he rushed for 1,246 yards and scored 13 total touchdowns.

Due to injuries, quarterbacks Ryan Fitzpatrick, Ryan Mallett and Case Keenum each started at least two games under center for the Texans and combined to lead the team to wins in five of the last seven games. WR DeAndre Hopkins had a breakout season, setting then-career highs with 76 receptions for 1,210 yards and six touchdowns.

Prior to joining the Texans, O'Brien, a Brown University alum, took on one of the tallest tasks in college football history when he was named head coach at Penn State on Jan. 6, 2012. He spent two years leading the program through one of the greatest periods of strife any major college has endured, garnering national and conference coach-of-the-year awards in the process. In addition to replacing Joe Paterno, the all-time winningest head coach in NCAA Football Bowl Subdivision history, O'Brien had to guide PSU through heavy scholarship reductions, a four-year postseason ban, an open transfer policy and the public aftermath of a devastating scandal that threatened the football program's storied existence.

Although odds of success were low, Penn State won eight of its final 10 games to finish the 2012 season with an 8-4 record. O'Brien, who also served as offensive coordinator for the Nittany Lions, was named the Bear Bryant, Maxwell Football Club and ESPN National Coach of the Year after winning more games than any other first-year head coach in the program's previous 125 seasons. He was also named the Big Ten Conference's Dave McClain Coach of the Year by media and the Hayes-Schembechler Coach of the Year by coaches.

O'Brien directed a fast-paced unit in 2012 that averaged 437.0 yards per game in conference play to lead the Big Ten. His offense also produced

the conference's top rusher (Zach Zwinak), receiver (Allen Robinson) and passer (Matt McGloin). The Nittany Lions were 7-5 in 2013 and had upset wins against 18th-ranked Michigan and 14th-ranked Wisconsin.

A member of the Patriots' coaching staff from 2007-11, O'Brien helped lead the team to a pair of Super Bowl berths. He rose from offensive assistant to wide receivers coach in 2008 and then quarterbacks coach from 2009-10 prior to being named offensive coordinator/quarterbacks coach in 2011. The Patriots earned the top seed in the AFC with a 13-3 record and advanced to Super Bowl XLVI with O'Brien coordinating the offense in 2011. New England led the AFC in scoring with 32.1 points per game, and was second in the NFL in total offense (428.0 yards per game) and passing (317.8). QB Tom Brady threw for a career-high 5,235 yards (second in NFL) and 39 touchdowns. WR Wes Welker, who is currently on staff with the Texans, led the NFL with 122 receptions and set a career high with 1,569 yards. TE Rob Gronkowski, who set career bests with 90 receptions for 1,327 yards, led the NFL with 17 touchdown receptions, a record for an NFL tight end.

In O'Brien's second season as quarterbacks coach with the Patriots in 2010, Brady was selected as the first unanimous AP NFL MVP after leading the team to an NFL-best 14-2 mark. While O'Brien was his position coach from 2009-11, Brady led the AFC in attempts (1,668), completions (1,096), touchdown passes (103), interception percentage (1.7) and passer rating (104.0) and ranked second in the conference in passing yards (13,533).

O'Brien began his coaching career at Brown in 1993 as a tight ends coach before serving as inside linebackers coach in 1994. He joined George O'Leary's Georgia Tech staff in 1995 as a graduate assistant, helping the Yellow Jackets to bowl appearances in each of his last six seasons. O'Brien coached running backs from 1998-2000 before being promoted to offensive coordinator and quarterbacks coach in 2001 and assistant head coach in 2002.

O'Brien joined Ralph Friedgen's staff at Maryland in 2003 as running backs coach. Following two years in College Park, O'Brien served as offensive coordinator and quarterbacks coach at Duke from 2005-06.


Born in Dorchester, Mass., O'Brien grew up in Andover and graduated from St. John's Preparatory School in Danvers. O'Brien went on to play linebacker and defensive end at Brown from 1990-92. He graduated with a double concentration in political science and organizational behavioral management in 1992.

O'Brien and his wife, Colleen, have two sons: Jack, 15, and Michael, 12.



### O'BRIEN'S COACHING LEDGER

		Houston Texans
2014-18	Head Coach	
2012-13	Head Coach	Penn State
2011	Offensive Coordinator/Quarterbacks	New England Patriots
2009-10	Quarterbacks	New England Patriots
2008	Wide Receivers	New England Patriots
2007	Offensive Assistant	New England Patriots
2005-06	Offensive Coordinator/Quarterbacks	Duke
2003-04	Running Backs	Maryland
2002	Assistant Head Coach	Georgia Tech
2001	Offensive Coordinator/Quarterbacks	Georgia Tech
1998-00	Running Backs	Georgia Tech
1995-97	Graduate Assistant	Georgia Tech
1994	Inside Linebackers	Brown
1993	Tight Ends	Brown



## ROMEO CRENNEL

ASSISTANT HEAD COACH / DEFENSIVE COORDINATOR

5TH SEASON WITH TEXANS / 36TH NFL SEASON



Romeo Crennel resumes defensive playcalling duties for the Houston Texans in 2018 in the role of assistant head coach/defensive coordinator. It is his fifth overall season with the team after spending one season as the assistant head coach/defense and three as defensive coordinator.

The 2018 season will be Crennel's 36th year coaching in the NFL. He has been a part of 15 playoff appearances with 11 division crowns, six conference titles and has won five of the six Super Bowls he has appeared in (New York Giants – XXI and XXV, New England Patriots – XXXVI, XXXVIII and XXXIX).

Since 2014, the Texans lead the NFL in third-down defense with a 34.0 opponent third-down percentage, rank fourth in the NFL in opponent completion percentage (60.5), fifth in net yards allowed per game (326.6) and fourth in net passing yards allowed per game (223.1). Crennel's defense led the Texans to back-to-back AFC South division championships in 2015 and 2016 and three straight winning seasons for the first time in franchise history (2014-16). Houston's 7-1 record at home and 5-1 record in the division in 2016 both tied franchise records and the team advanced to the AFC Divisional Round for the first time since 2012.

In 2017, Texans DE/OLB Jadeveon Clowney set single-season career highs in sacks (9.5), tackles for loss (21), quarterback hits (21), forced fumbles (two), fumble recoveries (two), total tackles (59), sack yards (67), games played (16) and games started (16) while making his second straight Pro Bowl appearance. Clowney was the only player in the AFC and one of two players in the NFL with 20-or-more tackles for loss and 20-or-more quarterback hits in 2017 while posting the fifth-most tackles for loss by a Texans player in a single season in franchise history.

The Texans defense had the fourth-most tackles for loss in a single season in franchise history with 85 in 2017 and had 26 different players record at least one tackle for loss, which led the NFL and set a single-season franchise record for most players with a tackle for loss. The Texans also had 32 sacks as a team in 2017 and an NFL-high and a franchise-record 18 different players with at least 0.5 sacks. Houston tied for fifth in the league with four defensive touchdowns and allowed the lowest opponent rushing average in team history at 3.97 yards per carry.

Despite dealing with injuries to multiple key starters, Houston received strong play from rookie ILB Zach Cunningham, rookie ILB Dylan Cole, NT D.J. Reader and ILB Benardrick McKinney in 2017. Cunningham finished second on the team with 82 total tackles (45 solo), which tied for second among all NFL rookies and fourth in franchise history among rookies. Cole compiled 25 total tackles (10 solo), 1.0 sack, two interceptions, two quarterback hits, four tackles for loss, three passes defended, seven special teams tackles and became the first rookie in NFL history with five-or-more total tackles, a sack and an interception returned for a touchdown in the same game. Reader became a force for the Texans in his second NFL season, setting single-season career highs in total tackles (47), solo tackles (23), quarterback hits (six), tackles for loss (three) and games started (14). McKinney logged a team-leading 95 total tackles (62 solo) along with 3.0 sacks, eight quarterback hits and a single-season career-high 10 tackles for loss while starting all 16 games in 2017.

The Texans finished the 2016 season with the NFL's top-ranked defense for the first time in franchise history, surrendering an average of only 301.3 total net yards per game. They also gave up the fewest first downs (17.0) and second-fewest net passing yards (201.6) per game. From Weeks 8-17, Houston allowed an average of 71.9 net rushing yards per game and opponents only scored three rushing touchdowns during that span, both of which led the league. Houston also was the only team in the NFL to not allow a 300-yard passer.

Crennel and the Texans defense accomplished all these accolades despite losing DE J.J. Watt and CB Kevin Johnson to injured reserve and starting 20 different players on defense, which tied for the fourth-most in franchise history at the time. The team also used 15 different starting lineup combinations on defense, which tied for the second-most in the league.

DE/OLB Jadeveon Clowney earned Pro Bowl honors for the first time in his career after posting 52 tackles, 6.0 sacks, 16 tackles for loss and 17 quarterback hits in 14 games played/started. OLB Whitney Mercilus led the team in sacks for the first time in his career with 7.5 quarterback takedowns and tied for the NFL lead with four defensive fumble recoveries. ILB Benardrick McKinney led the team with a career-high 129 tackles and became the second player in franchise history with more than 100 tackles and 5.0 sacks in a season. S Quintin Demps led all NFL safeties in 2016 with a career-high six interceptions, which also tied for the second-most in a single season in Texans history.

In 2015, Houston finished third in the league in net yards (310.2) and net passing yards allowed per game (210.4), fifth in opponent completion percentage (59.0) and seventh in points allowed per game (19.6). Houston, which won its first AFC South division championship since 2012, also set franchise single-season records for sacks (45) and third-down percentage (28.5). That percentage led the NFL in 2015 and at the time was the lowest single-season mark by any NFL team since the 2003 Tennessee Titans (27.7).

The Texans allowed six points or less five times in 2015, which led the NFL and tied for the most such games in a season since the 1991 New Orleans Saints (six games). On the season, the Texans did not allow the opposing team to score a touchdown in four games.

DE J.J. Watt became the second player in NFL history to win Associated Press NFL Defensive Player of the Year in back-to-back years under Crennel in 2015, to go along with being named to the Pro Bowl, AP NFL All-Pro First Team and PFWA All-NFL team. Watt led the NFL in sacks (17.5), tackles for loss (29) and quarterback hits (50) for the second straight year. Watt and Mercilus (12.0 sacks) combined for the most sacks by any pair of teammates in franchise history (29.5).

Former Texans ILB Brian Cushing enjoyed one of the best years of his career in 2015, totaling 110 tackles, while CB Johnathan Joseph set a career high with 22 passes defended. The Texans defense also got major contributions from their rookie class with CB Kevin Johnson (nine passes defended) and ILB Benardrick McKinney (58 tackles) playing key roles under Crennel in their first year in the league.



## COACHING STAFF

In 2014, the Texans defense made huge improvements and set multiple franchise records. The team posted a 4-1 record after Thanksgiving, leading the league in opponent completion percentage (49.2), third-down defense (22.6 percent) and rushing touchdowns allowed (0), while yielding just 260.1 net yards and 16.2 points per game.

For the season, Houston became just the third team in the last 20 years to lead the league in takeaways, with a franchise-record 34, after finishing last the previous season (11 in 2013). The Texans also set a franchise record for points off turnovers and had 11 players record interceptions. They led the NFL with 35 points scored against opposing offenses and set a team record with five defensive touchdowns.

Watt had one of the best seasons ever for a defensive player in 2014 and became the most decorated player in franchise history, earning All-Pro, Pro Bowl and numerous player of the year honors, including the distinction of being the first-ever unanimous selection as NFL Defensive Player of the Year. Watt recorded five total touchdowns (three on offense), six takeaways, 20.5 sacks, a safety and league bests of 51 quarterback hits and 29 tackles for loss.

Crennel came to Houston following a three-year stint with the Kansas City Chiefs (2010-12) where he served as defensive coordinator (2010-11), interim head coach (2011) and head coach (2012). In that time, his defense ranked 12th in the NFL (340.0 net yards per game) and sixth in pass defense (214.0 net yards per game). Under Crennel's guidance in 2012, the Chiefs sent six players to the Pro Bowl, with four of them on the defensive side of the ball. The Chiefs' six Pro Bowlers were the most the team had sent to the annual all-star game since the 2005 season and the four defensive players were the most making the trip since the 1995 season.

Prior to Kansas City, Crennel spent four seasons as head coach of the Cleveland Browns (2005-08) in his second turn with the organization. In 2007, he led Cleveland to a 10-6 record, the club's best mark since finishing 11-5 in 1994. The Browns won a franchise-record seven consecutive home games in 2007 as six players were selected to the Pro Bowl.

From 2001-04, Crennel served as defensive coordinator with the New England Patriots, where he helped the team win three Super Bowl titles. This was his second go-around with the organization and, during his four seasons in New England, the Patriots registered a 48-16 (.750) regular season record and a 9-0 postseason mark. The Patriots compiled 89 interceptions during his tenure, the second-highest total over that span behind only Tampa Bay (95). Crennel's defensive unit also returned an NFL-high 14 interceptions for touchdowns from 2001-04.

In 2004, the Patriots defense tied for second in the NFL, allowing only 16.3 points per game en route to their Super Bowl XXXIX victory over Philadelphia.



Crennel was named the NFL Assistant Coach of the Year by the Pro Football Writers of America following the 2003 season. He led a Patriots defensive unit that allowed a league-low 14.9 points per game, the best single-season mark in team history. New England led the NFL with 29 interceptions and six defensive touchdowns in the regular season and went on to defeat Carolina in Super Bowl XXXVIII.

The Patriots ranked sixth in the NFL in 2001, surrendering just 17.0 points per game. Despite St. Louis averaging an NFL-high 31.4 points per game in 2001, Crennel's unit limited the Rams to just 17 points in New England's Super Bowl XXXVI victory.

Prior to a one-year stint as Cleveland's defensive coordinator/defensive line coach in 2000, Crennel spent three seasons as the defensive line coach with the New York Jets (1997-99). The defense never allowed more than 20.0 points per game in any of his three seasons with the team. The Jets ranked second in the NFL in points allowed per game in 1998, as New York advanced to the AFC Championship Game for the first time since 1982.

Before joining the Jets, Crennel served as the defensive line coach for four campaigns in New England (1993-96), helping propel the club to a berth in Super Bowl XXXI.

Crennel began his NFL coaching career with a 12-year stint with the New York Giants (1981-92), serving as the defensive line coach (1990-92), special teams coach (1983-89) and special teams/defensive assistant coach (1981-82). During his tenure with the Giants, the club qualified for the playoffs six times, claiming wins in Super Bowls XXI and XXV. While with the Giants, Crennel worked with multiple Super Bowl-winning head coaches in Bill Parcells, Bill Belichick and Tom Coughlin.

Crennel began his coaching career as a graduate assistant in 1970 at his alma mater, Western Kentucky, before enjoying a four-season stint (1971-74) as the school's defensive line coach. From there, Crennel began his longtime association with Parcells at Texas Tech (1975-77) where Parcells served as defensive coordinator. He also spent two years at Mississippi (1978-79) coaching the defensive ends. Crennel concluded his collegiate coaching career with a one-year stop at Georgia Tech (1980).

A four-year starter on the defensive line for Western Kentucky, Crennel was elected captain as a senior. A rash of injuries during his senior season forced him to switch to offensive tackle where he earned team MVP honors. He attended Fort Knox High School in Fort Knox, Ky., and Central High School in Amherst, Va. His brother, Carl, entered the NFL as a ninth-round draft choice (209th overall) of Pittsburgh in 1970, playing one season with the Steelers before enjoying an 11-year career in the Canadian Football League. Crennel and his wife Rosemary have three daughters, Lisa Tulley, Tiffany Strokes and Kristine Cullinane. The Crennels have eight grandchildren.

### CRENNEL'S COACHING LEDGER

2018	Assistant Head Coach/Defensive Coordinator	Houston Texans
2017	Assistant Head Coach/Defense	Houston Texans
2014-16	Defensive Coordinator	Houston Texans
2012	Head Coach	Kansas City Chiefs
2011	Interim Head Coach/Defensive Coordinator	Kansas City Chiefs
2010	Defensive Coordinator	Kansas City Chiefs
2005-08	Head Coach	Cleveland Browns
2004	Defensive Coordinator	New England Patriots
2002-03	Defensive Coordinator/Defensive Line	New England Patriots
2001	Defensive Coordinator	New England Patriots
2000	Defensive Coordinator/Defensive Line	Cleveland Browns
1997-99	Defensive Line	New York Jets
1993-96	Defensive Line	New England Patriots
1990-92	Defensive Line	New York Giants
1983-89	Special Teams	New York Giants
1981-82	Special Teams/Defensive Assistant	New York Giants
1980	Defensive Line	New York Giants
1978-79	Defensive Ends	Georgia Tech
1975-77	Defensive Assistant	Mississippi
1971-74	Defensive Line	Texas Tech
1970	Graduate Assistant	Western Kentucky



## BRAD SEELY

### SPECIAL TEAMS COORDINATOR

1ST SEASON WITH TEXANS / 30TH NFL SEASON

96 01 03 04 05 06 07 11 12  
Division Titles

AAAA  
'01 '03 '04 '07

N  
'12



Brad Seely enters his 30th season as an NFL assistant coach and first as special teams coordinator for the Houston Texans.

Seely has served as an NFL team's special teams coordinator in every season since 1989. He brings 40 seasons of overall coaching experience, has appeared in nine conference championship games, won three Super Bowls and coached 10 different players to 17 special teams Pro Bowl selections.

Seely spent three seasons coaching the Oakland Raiders (2015-17), with his special teams unit ranking fourth in punts inside of the 20-yard line (102), fifth in punting average (46.6), fifth in net punting average (41.3), eighth in kickoff return yards (2,540), ninth in punt returns (110) and 10th in punting yards (10,904) over that span.

In 2017, the Raiders finished fifth in the NFL in punting average (47.4) and seventh in opponent kickoff return average (19.9). K Giorgio Tavecchio made 33-of-34 extra point attempts (97.1%) and 16-of-21 field goal attempts (76.2%) in his first season. He became the first player to hit two 50-plus yard field goals on his debut in NFL history, earning AFC Special Teams Player of the Week in Week 1. P Marquette King also performed well with 69 punts for 3,270 yards (47.4 avg.) and a career-high 42.7 net punting average.

In 2016, the Raiders led the league in average starting field position (31.7 yard line) and ranked second in opponent average starting field position (25.2 yard line) while earning their first playoff berth since 2002. King earned Associated Press All-Pro Second Team honors after posting 81 punts for 3,937 yards (48.6 avg.) and landing 34 punts inside of the 20-yard line while K Sebastian Janikowski launched three kicks from 50-or-more yards to become the NFL's all-time leader with 55 field goals of 50-or-more yards.

In Seely's first season at the helm of Oakland's special teams unit in 2015, the Raiders led the league in kickoff return yards (1,268) and total return yards (1,540) while adding a combination of five blocked field goals and extra points, tied for the most in a season by an NFL team since 1995. King also placed 40 of his 83 punts inside of the 20-yard line, establishing a Raiders franchise record while ranking second in the NFL in 2015.

Seely's four-season stint with the San Francisco 49ers (2011-14) included two NFC West division championships, three trips to the NFC Championship Game and one Super Bowl appearance. During that time frame, the 49ers tied for the league lead in field goal conversions (130), ranked second in punting average (48.2), were second in net punting average (41.9) and ranked seventh in opponent punt return average (8.3).

Prior to joining the 49ers, Seely led an elite Cleveland Browns special teams unit from 2009-10. Cleveland topped the NFL in kickoff coverage and was fifth in punt coverage in 2010, while KR Josh Cribbs earned his

second Pro Bowl berth in as many seasons. In 2009, Seely's special teams unit earned a league-best designation according to Rick Gosselin's rankings formula, garnering Seely Special Teams Coach of the Year honors and his fifth top-five ranking for his special teams units since 1990.

Seely spent 10 seasons as the New England Patriots special teams coach (1999-08), where he was a part of three Super Bowl championships and the NFL's only 16-0 regular season in 2007.

Over the span of his tenure in New England, the Patriots led the NFL in kickoff return average (23.5), were fourth in field goal percentage (83.4) and ranked eighth in punt return average (9.9). In addition, his units registered 11 returns for touchdowns, including eight on kickoffs, a figure that tied for second in the NFL over that 10-year stretch.

Under Seely's watch, K Stephen Gostkowski set an NFL record with 74 point after attempt conversions in 2007, RB Kevin Faulk and WR Bethel Johnson led the AFC in kick return yards in 2002 and 2003, respectively, and WR Troy Brown was the AFC's leading punt returner in 2002.

Serving on the coaching staff for the Carolina Panthers from 1995-98, Seely helped coach an expansion team to an NFC Championship Game appearance in just its second season. In 1996 and 1997, WR Michael Bates became the first player in 35 years to lead the league in kick return average in consecutive seasons, earning two trips to the Pro Bowl for his efforts. In 1996, Seely earned Special Teams Coach of the Year honors. He also had the league's best kicker, as K John Kasay set a then-NFL single-season record with 37 field goals. In addition to the success of Bates and Kasay, Carolina also boasted one of the league's top coverage units as the Panthers led the NFL in opponents average punt return (5.4) and ranked fifth in opponents average kickoff return (20.1) in 1996.

Before serving as the New York Jets special teams coach in 1994, Seely began his NFL career with the Indianapolis Colts in 1989, serving as their special teams/tight ends coach through the 1993 season. Seely's Colts earned the NFL's top special teams ranking in Gosselin's report following the 1992 season and helped develop Pro Bowlers P Rohn Stark and WR Clarence Verdin.

Seely's collegiate coaching career began as an assistant coach at South Dakota State in 1978. He moved on to become a graduate assistant at Colorado State in 1979, before being named their offensive line coach in 1980. Seely then served as the offensive line coach at Southern Methodist (1981), North Carolina State (1982), Pacific (1983) and Oklahoma State (1984-88).

Raised in Baltic, S.D., Seely played eight-man football at Baltic High School before earning all-conference honors as a guard at South Dakota State (1974-77) in Brookings, S.D. Seely signed with the Dallas Cowboys as a college free agent following the completion of the 1978 NFL Draft. He and his wife, Patti, have three daughters, Sarah, Hannah and Brynn.



## COACHING STAFF



### SEELY'S COACHING LEDGER

<b>2018</b>	<b>Special Teams Coordinator</b>	<b>Houston Texans</b>
2015-17	Special Teams Coordinator	Oakland Raiders
2011-14	Assistant Head Coach/Special Teams Coordinator	San Francisco 49ers
2009-10	Assistant Head Coach/Special Teams Coordinator	Cleveland Browns
1999-2008	Special Teams	New England Patriots
1995-98	Special Teams	Carolina Panthers
1994	Special Teams	New York Jets
1989-93	Special Teams/Tight Ends	Indianapolis Colts
1984-88	Offensive Line	Oklahoma State
1983	Offensive Line	Pacific
1982	Offensive Line	North Carolina State
1981	Offensive Line	SMU
1980	Offensive Line	Colorado State
1979	Graduate Assistant	Colorado State
1978	Assistant Coach	South Dakota State



## DANNY BARRETT

### RUNNING BACKS

1ST SEASON WITH TEXANS / 3RD NFL SEASON



Danny Barrett begins his first season as running backs coach for the Houston Texans in 2018. Barrett brings 18 years of experience spanning the NFL, Canadian Football League and collegiate ranks.

Barrett joins the Texans after two seasons (2016-17) as the running backs coach for the Miami Dolphins. Under Barrett's tutelage, Dolphins RB Kenyan Drake paced the Miami backfield with 644 rushing yards and three touchdowns in 2017, boasting a 4.8 yards per carry average, which ranked as the sixth best in the league.

In his first season with the Dolphins in 2016, Barrett helped RB Jay Ajayi produce the biggest turnaround by any NFL running back from the 2015 season en route to Pro Bowl honors. Ajayi rushed for 1,272 yards in 2016, the third-most in a single season in Dolphins history, and 1,085 more than his 2015 total, which was the biggest improvement by any NFL running back. Ajayi became one of just four NFL players ever to post three 200-yard games in the same season and now holds three of the team's top six all-time single-game rushing marks. Ajayi also became just the fourth NFL player to rush for 200 yards in back-to-back games after he did so in Week 6 vs. Pittsburgh and Week 7 vs. Buffalo.

Prior to joining the NFL coaching ranks, Barrett spent five seasons at Central Florida, coaching the running backs from 2011-14, then coaching the quarterbacks and serving as the Knights interim head coach for the final four games in 2015.

In 2014, Barrett coached William Stanback to first-team All-American Athletic Conference honors and helped UCF win the AAC for a second-consecutive season. Barrett mentored two All-AAC backs in 2013, as Storm Johnson rushed for 1,139 yards with 14 touchdowns to claim first-team all-conference honors and Stanback earned second-team honors after posting 443 rushing yards and six touchdowns. Johnson's performance was only the eighth time in school history a running back topped 1,000 yards on the ground in a single season. Johnson was selected in the seventh round (222nd overall) by the Jacksonville Jaguars in the 2014 NFL Draft.

The 2013 Knights won a school-record 12 games and went a perfect 8-0 in AAC play, winning the Fiesta Bowl for the only BCS bowl victory in program history.

Barrett's bell-cow in 2012 was RB Latavius Murray, who earned All-Conference USA first-team honors with 1,106 rushing yards. Murray was

drafted by the Oakland Raiders in the sixth round (181st overall) of the 2013 NFL Draft and earned Pro Football Writers Association All-AFC honors in 2015 after he rushed for 1,066 yards.

In Barrett's first season at UCF in 2011, the Knights rushed for 168.9 yards per game, the third-highest mark since the school joined the FBS in 1996.

Barrett spent the 2010 season as the quarterbacks coach at Bethune-Cookman, helping the Wildcats to a 10-2 record, a share of the Mid-Eastern Athletic Conference and a berth in the FCS playoffs.

Serving in his first collegiate role as the assistant head coach and quarterbacks coach at the University at Buffalo from 2007-09, Barrett helped QB Drew Willy set several school records while guiding the Bulls to their first MAC championship in 2008 and the school's first bowl appearance, the International Bowl. Willy and Barrett worked together for two seasons and Willy left the program with school records for completions (849), attempts (1,322), passing yards (8,748), passing touchdowns (52), total offense (8,639) and completion percentage (64.2). During the final 20 games of his college career, Willy threw for 36 touchdowns and only six interceptions.

Barrett was the head coach and assistant general manager of the CFL's Saskatchewan Roughriders for seven seasons (2000-06). During his tenure, Barrett's teams advanced to the playoffs five consecutive times (2002-06) and reached the West Division final on three occasions.

Barrett began his coaching career in the CFL, serving as the Calgary Stampeders quarterbacks coach in 1997, where he served as the position coach for Stampeders QB Jeff Garcia, who went on to earn four Pro Bowl berths with the San Francisco 49ers and Tampa Bay Buccaneers. Barrett then joined the BC Lions as the assistant offensive coordinator/quarterbacks coach in 1998 and coached wide receivers for the Lions in 1999.

Barrett played quarterback for 14 years in the CFL, totaling 23,419 career passing yards for Calgary, the Toronto Argonauts, BC and the Ottawa Rough Riders. He twice quarterbacked on teams that played in the Grey Cup finals in 1987 (Toronto) and 1991 (Calgary).

A native of Boynton Beach, Fla., Barrett earned his bachelor's degree from the University of Cincinnati, where he earned honorable mention All-America honors at quarterback.

#### BARRETT'S COACHING LEDGER

<b>2018</b>	<b>Running Backs</b>
2016-17	Running Backs
2015	Interim Head Coach
2015	Quarterbacks
2011-14	Running Backs
2010	Quarterbacks
2007-09	Assistant Head Coach/Quarterbacks
2000-06	Head Coach
1999	Wide Receivers
1998	Assistant Offensive Coordinator/Quarterbacks
1997	Quarterbacks

<b>Houston Texans</b>
Miami Dolphins
Central Florida
Central Florida
Central Florida
Bethune-Cookman
University at Buffalo
Saskatchewan Roughriders
BC Lions
BC Lions
Calgary Stampeders





## MIKE DEVLIN

### OFFENSIVE LINE

4TH SEASON WITH TEXANS / 24TH NFL SEASON

93 95 15 16  
Division Titles



Mike Devlin enters his fourth season with the Houston Texans in 2018, serving as the team's offensive line coach. Devlin is in his 17th season as an NFL coach after a seven-year playing career.

Despite starting seven different offensive line combinations in 2017, the Texans scored 30-or-more points six times, which tied the franchise record for the most games with 30-or-more points in a season (2012). Houston also threw for the third-most passing touchdowns in a single season in franchise history (28) and the most 25-plus yard completions in a single season in franchise history (38). In Week 4 vs. Tennessee, the Texans scored the most points in a game in franchise history with 57, scored a team-record seven touchdowns and won by the largest margin of victory in Texans history with a 43-point win.

The Texans ran for 120-or-more rushing yards in six straight games (Week 2-8), which marked the longest streak in franchise history and was the second-longest streak in the NFL. Devlin helped develop C Nick Martin after he missed his rookie season in 2016 due to an injury. Martin started 14 games at center, allowing only 1.0 sack and committing just three penalties. Rookie T Juliën Davenport also made strides in his first season with the Texans, starting 4-of-11 games he played in. Additionally, G David Quessenberry made his NFL debut in Week 16 vs. the Pittsburgh Steelers three years after being diagnosed with lymphoma.

In 2016, the Texans featured the eighth-best ground attack in the NFL despite employing six different starting combinations along the offensive line. In RB Lamar Miller's first season with Houston, he became just the fourth player in franchise history to top 1,000 rushing yards, as the Texans won their second consecutive AFC South crown and posted a third straight winning season for the first time in team history.

Devlin was key in the development of C/G Greg Mancz, a former college free agent who started all 16 games at center and allowed a team-low 0.5 sack. T Duane Brown earned the Texans' Ed Block Courage Award after returning from injury to play the final 12 games and yielding a career-low 1.0 sack at left tackle.

In 2015, the Texans started nine different offensive line combinations throughout the season and allowed 36 sacks, which was the sixth-lowest total in the AFC. From Weeks 2-6, Houston allowed only one sack in each of the five games, which was the second-longest streak of games with one-or-fewer sacks allowed in team history. The line blocked for four different starting quarterbacks, led by Brian Hoyer, who posted career highs in passing touchdowns (19), passer rating (91.4) and completion percentage (60.7). The offensive line also paved the way for RB Alfred Blue to set a career high with three 100-yard rushing games. Since 2015, the Texans are eighth in the NFL in rushing yards per game (113.2).

Devlin came to Houston from the New York Jets, where he spent nine seasons (2006-14) coaching the offensive line and tight ends. The Jets offensive line had a strong showing during the 2014 season, paving the

way for a rushing attack that ranked first in the AFC and third in the NFL, averaging 142.5 yards per game on the ground. A key contributor to the line's success was veteran C Nick Mangold, who was selected to his sixth Pro Bowl.

Devlin's offensive line integrated two new starters in the 2013 season. Despite the changes, the Jets finished the season sixth in the league in rushing, gaining 134.9 yards per game on the ground including four 100-yard rushing efforts. Mangold earned his fifth Pro Bowl selection while LT D'Brickashaw Ferguson became the first Jets player to begin his career with 125 consecutive starts.

In 2012, his final season as tight ends coach, Devlin helped TE Jeff Cumberland bounce back from a season-ending Achilles injury the previous year to achieve then-career highs with 29 receptions, 359 yards receiving and three touchdowns.

Under Devlin's direction, TE Dustin Keller led the team in receptions for two consecutive seasons, catching 65 passes in 2011 and 55 passes in 2010.

Devlin joined the Jets after two seasons as the offensive line coach at the University of Toledo (2004-05). In 2005, his line paved the way for the 11th-ranked offense in the country (459.2 yards/game) as T Nick Kaczur developed into a third-round draft pick (2005) of the New England Patriots.

Devlin began his coaching career as the offensive quality control coach with the Arizona Cardinals in 2000 before being promoted to assistant offensive line coach in 2001.

Selected in the fifth round of the 1993 NFL Draft by the Buffalo Bills, Devlin went on to play in 101 regular season games over seven years in the NFL, from 1993-95 with the Bills and from 1996-99 with the Cardinals. He appeared in Super Bowl XXVIII with Buffalo.

Devlin earned All-America honors at the University of Iowa and was a semifinalist for the Outland Trophy as the nation's top interior lineman in 1992. He was named Big Ten Offensive Lineman of the Year that same year, in addition to being tabbed Big Ten MVP by the Chicago Tribune.

Devlin and his wife, Julie, have started multiple charities, including The Devlin Football Camp, The John S. Devlin Golf Tournament and Devlin's Helping Hands. The Devlin Football Camp provides kids with an opportunity to work with NFL coaches and players at a low cost while raising money and giving assistance to local youth programs, high school programs and various charitable organizations. The Devlin Golf Tournament and silent auction raises money for the Coach John S. Devlin Jr. Bloomsburg Football Scholarship Fund, which is named after Devlin's father and given to an underprivileged high school player every year.

The Devlins have four children, sons Zachary and Matthew and daughters Hallie and Carlie.

# COACHING STAFF



DEVLIN'S COACHING LEDGER		
2015-18	Offensive Line	Houston Texans
2013-14	Offensive Line	New York Jets
2008-12	Tight Ends/Assistant Offensive Line	New York Jets
2007	Offensive Line	New York Jets
2006	Tight Ends/Assistant Offensive Line	New York Jets
2004-05	Offensive Line	Toledo
2001-03	Assistant Offensive Line	Arizona Cardinals
2000	Offensive Quality Control	Arizona Cardinals





## MIKE EUBANKS

### ASSISTANT STRENGTH AND CONDITIONING

1ST SEASON WITH TEXANS / 10TH NFL SEASON



Mike Eubanks begins his 10th NFL season and first with the Houston Texans as an assistant strength and conditioning coach in 2018.

Eubanks and Texans Senior Director of Sports Performance Luke Richesson embark on their 11th year partnering together. Eubanks interned under Richesson at Athletes' Performance Center in Tempe, Ariz., in 2008 and with the Jacksonville Jaguars in 2009 before becoming Richesson's full-time assistant in 2010. He and Texans Assistant Strength and Conditioning Coach Jason George begin their seventh season together after being on staff under Richesson together for three seasons each in Jacksonville and Denver.

In his six seasons with the Broncos (2012-17), Eubanks helped the team capture Super Bowl 50, earn four playoff appearances, 35 Pro Bowl berths and 17 AP All-Pro selections while going 64-32 over that span. The team's 64 victories ranked as the third most in the NFL during that range.

Eubanks served as a strength staff assistant coach with the Jaguars from 2010-11 and interned with the team in 2009 after working as a graduate assistant strength and conditioning coach at Arizona State

University from 2008-09.

Prior to his stint with the Sun Devils, Eubanks interned at Athletes' Performance from 2007-08, where he helped Richesson train college prospects for the NFL Combine and worked out NFL veterans during the offseason.

He began his career as a defensive backs coach at Scottsdale Community College from 2003-04 before spending two seasons (2006-07) as the strength and conditioning coach with additional responsibilities instructing defensive backs and wide receivers at Seton Catholic High School in Phoenix.

A certified corrective exercise specialist through the National Academy of Sports Medicine and a certified strength and conditioning specialist through the National Strength and Conditioning Association, Eubanks was a three-year letterman in football at the University of Wisconsin-Eau Claire. He earned a bachelor's degree in exercise and wellness and a master's degree in education from Arizona State.


Eubanks and his wife, Holly, have two sons, Nolan and Wes.



#### EUBANKS' COACHING LEDGER

2018	Assistant Strength and Conditioning	Houston Texans
2012-17	Assistant Strength and Conditioning	Denver Broncos
2010-11	Strength Staff Assistant	Jacksonville Jaguars
2009	Strength and Conditioning Intern	Jacksonville Jaguars
2008-09	Graduate Assistant Strength Conditioning	Arizona State
2007-08	Strength and Conditioning Intern	Athletes' Performance (Tempe, Ariz.)
2006-07	Defensive Backs/Wide Receivers/Strength and Conditioning	Seton Catholic HS (Phoenix)
2003-04	Defensive Backs	Scottsdale (Ariz.) Community College

## COACHING STAFF



### JASON GEORGE

#### ASSISTANT STRENGTH AND CONDITIONING

1ST SEASON WITH TEXANS / 10TH NFL SEASON



Jason George begins his 10th season in the NFL and first with the Houston Texans as an assistant strength and conditioning coach in 2018.

George brings more than 25 years of collegiate and NFL experience to the Texans, including serving as Texans Senior Director of Sports Performance Luke Richesson's assistant for six seasons in Denver and Jacksonville.

From 2015-18, George served as the head strength and conditioning coach for the Chicago Bears, overseeing all facets of the team's workout regimen and helping three different players earn Pro Bowl berths.

From 2012-14, George worked under Richesson and with Texans Assistant Strength and Conditioning Coach Mike Eubanks on the Broncos staff, helping Denver to a 38-10 record, 23 Pro Bowl selections and 11 AP All-Pros during that span.

George received his NFL start alongside Eubanks under Richesson with the Jacksonville Jaguars from 2009-11. The trio helped Jaguars players earn six Pro Bowl berths in that period.

Prior to reaching the NFL ranks, George served as the head strength and conditioning coach at Fordham University from 1998-08. In 2000, he

was named the Atlantic 10 Conference College Strength and Conditioning Coach of the Year by the National Strength and Conditioning Association and received the school's Iron Major Award as the university's coach of the year. Fordham won two Patriot League Football titles (2002 and 2007) during his tenure.

George got his collegiate coaching start at the University of Kansas, where he served as a graduate assistant in the strength program from 1997-98 while completing his master's degree in education with a double specialization in sports psychology and sport administration.

He began his career as a strength and conditioning coach/assistant football coach at St. Paul's High School (1993-96) in his hometown of Winnipeg, Manitoba, Canada.

A graduate of the University of Manitoba where he played safety and earned Academic All-Canadian honors as a senior in 1991, George is an NSCA certified strength and conditioning specialist as well as a certified corrective exercise specialist through the National Academy of Sports Medicine.

George is married to his wife, Leslie.



#### GEORGE'S COACHING LEDGER

2018	Assistant Strength and Conditioning	Houston Texans
2015-18	Head Strength and Conditioning	Chicago Bears
2012-14	Assistant Strength and Conditioning	Denver Broncos
2009-11	Assistant Strength and Conditioning	Jacksonville Jaguars
1998-08	Head Strength and Conditioning	Fordham University
1997-98	Graduate Assistant	University of Kansas
1993-96	Head Strength and Conditioning/Assistant Football Coach	St. Paul's High School





## TIM KELLY

### TIGHT ENDS

5TH SEASON WITH TEXANS / 5TH NFL SEASON



Tim Kelly is in his second season as tight ends coach and fifth overall campaign with the Houston Texans after spending the previous three years as offensive quality control coach. He also assisted Mike Devlin with the offensive line in 2016.

In Kelly's first season overseeing tight ends in 2017, mainstays C.J. Fiedorowicz (five games played) and Ryan Griffin (seven games played) were limited to the fewest games of their respective careers after landing on the Reserve/Injured list. In their stead, second-year TE Stephen Anderson led the group with a career highs of 25 receptions for 342 receiving yards and a touchdown in 15 games played. The Texans tied for the fewest dropped passes in a single-season in franchise history with only 14.

The Texans scored 30-or-more points six times, which tied the franchise record for the most games with 30-or-more points in a season (2012). Houston also threw for the third-most passing touchdowns in a single season in franchise history (28) and the most 25-plus yard completions in a single season in franchise history (38). In Week 4 vs. Tennessee, the Texans scored the most points in a game in franchise history with 57, scored a team-record seven touchdowns and won by the largest margin of victory in Texans history with a 43-point win.

Kelly helped the Texans win back-to-back AFC South division championships in 2015-16 and post three straight winning seasons – both firsts in franchise history. In Kelly's first three years with the team, the Texans ranked third in the AFC and sixth in the NFL in rushing.

In 2016, the offensive line paved the way for RB Lamar Miller to become just the fourth player in team history to eclipse 1,000 yards on the ground despite starting six different combinations along the offensive line and playing just one full game with both starting tackles. After finishing 9-7, the Texans won their Wild Card matchup with the Oakland Raiders and

advanced to the Divisional Round for the third time in franchise history.

In 2015, Houston claimed its first AFC South division championship since 2012 and became the first NFL team since 1950 to earn a trip to the postseason with four different starting quarterbacks winning at least one regular season game.

The 2014 Texans ranked fifth in the NFL in rushing yards per game (135.1) and eighth in average time of possession (30:53). QB Ryan Fitzpatrick started 12 games and posted single-season career highs in passer rating (95.3) and completion percentage (63.1).

Kelly came to Houston from Penn State, where he served as a graduate assistant under Head Coach Bill O'Brien, having held the same position at Ball State in 2011.

Before he went to Ball State, Kelly was the defensive coordinator, defensive line coach and recruiting coordinator at Minnesota State-Moorhead for the 2010 season.

Kelly spent the 2008-09 seasons at Illinois-Wesleyan, where he was the defensive line coach for the 2009 CCIW Championship team that ranked ninth among all defenses at the NCAA Division-III level. He also coached two first-team all-conference selections.

Kelly played defensive tackle at Eastern Illinois, starting all 48 games in his collegiate career and serving as the team's captain in 2007. He was named to the Capital One Academic All-District V Team in 2006 and 2007.

A native of Chicago Heights, Ill., Kelly starred at Marian Catholic High School, where he is a member of the East Suburban Catholic Conference Hall of Fame. He received his bachelor's degree in sports administration from Eastern Illinois in 2008 and his master's degree in sport management from Illinois State in 2010.

Kelly and his wife, Katie, have two daughters, Norah and Quinn.



### KELLY'S COACHING LEDGER

2017-18	Tight Ends	Houston Texans
2016	Offensive Quality Control/Assistant Offensive Line	Houston Texans
2014-15	Offensive Quality Control	Houston Texans
2012-13	Graduate Assistant	Penn State
2011	Graduate Assistant	Ball State
2010	Defensive Coordinator/Defensive Line	Minnesota State-Moorhead
2008-09	Defensive Graduate Assistant	Illinois Wesleyan



## BOBBY KING

### INSIDE LINEBACKERS

5TH SEASON WITH TEXANS / 9TH NFL SEASON

11 12  
Division Titles



Bobby King will coach inside linebackers for the Houston Texans in 2018 after serving as linebackers coach last season. He is in his second stint with the team after spending 2011-13 on staff, and the 2018 season will be his ninth year coaching in the NFL.

In his first season back in Houston, King guided rookie ILBs Zach Cunningham and Dylan Cole to standout campaigns. Cunningham played in all 16 games and notched 82 total tackles (45 solo), good for second among all NFL rookies and fourth in franchise history among rookies. Cole posted two interceptions, including one returned for a touchdown, making him the only college free agent with a pick-six in 2017 and the only college free agent linebacker with a pick-six since Giants LB Chase Blackburn in 2005. ILB Benardrick McKinney registered a team-high 95 total tackles in addition to 3.0 sacks and 10 tackles for loss.

Texans DE/OLB Jadeveon Clowney set single-season career highs in sacks (9.5), tackles for loss (21), quarterback hits (21), forced fumbles (two), fumble recoveries (two), total tackles (59), sack yards (67), games played (16) and games started (16) while making his second straight Pro Bowl appearance. Clowney was the only player in the AFC and one of two players in the NFL with 20-or-more tackles for loss and 20-or-more quarterback hits in 2017 while posting the fifth-most tackles for loss by a Texans player in a single season in franchise history.

The Texans defense had the fourth-most tackles for loss in a single season in franchise history with 85 in 2017 and had 26 different players record at least one tackle for loss, which led the NFL and set a single-season franchise record for most players with a tackle for loss. The Texans also had 32 sacks as a team in 2017 and an NFL-high and a franchise-record 18 different players with at least 0.5 sacks. Houston tied for fifth in the league with four defensive touchdowns in 2017 and allowed the lowest opponent rushing average in team history at 3.97 yards per carry.

King spent the 2014-16 seasons as the assistant linebackers coach for the San Diego Chargers (now the Los Angeles Chargers), where he worked under Texans Senior Defensive Assistant/Outside Linebackers Coach John Pagano while Pagano served as the defensive coordinator. In 2016, rookie ILB Jatavis Brown led the Chargers with 76 total tackles (63 solo) to go along with 3.5 sacks, two forced fumbles, one fumble recovery, six passes defended and eight tackles for loss in 12 games (seven starts). Second-year ILB Denzel Perryman also set his single-season career high with 71 total tackles (55 solo), 2.0 sacks, one interception and eight tackles for loss in 12 games (11 starts). As a unit, Chargers linebackers forced the third-most fumbles in the NFL with 11 total in 2016.

In 2015, Chargers OLB Melvin Ingram led the team and tied for 12th in the NFL with 10.5 sacks to go along with 65 total tackles (52 solo), six passes defended, 20 quarterback hits, 14 tackles for loss, three forced

fumbles and one fumble recovery. Additionally, ILB Manti Te'o led the team in total tackles with a single-season career-high 82 in 12 games. Chargers linebackers combined for 49 tackles for loss in 2015, second most in the NFL.

Before joining the Chargers, King spent three seasons in Houston, including two years (2012-13) as the assistant linebackers coach. During the 2013 season, Texans ILB Darryl Sharpton led the team in tackles with a single-season career-high 87. Additionally, OLB Brooks Reed posted single-season career highs in tackles (56) and tackles for loss (nine). That season, Texans linebackers comprised three of the team's top five leading tacklers (Sharpton, Reed and ILB Joe Mays).

In 2012, despite numerous injuries, Texans linebackers were an integral part of the NFL's seventh-ranked defense. ILB Bradie James led the unit with 105 tackles, while veterans Tim Dobbins, Darryl Sharpton and Barrett Ruud helped shore up the middle of the defense. On the outside, rookie Whitney Mercilus tied Brooks Reed's rookie sack record with 6.0 on the season, while Reed totaled 42 tackles and 2.5 sacks despite missing four games with a groin injury. Reed also tied for the team lead with 1.5 sacks in the postseason.

King started with the Texans in 2011 as a defensive assistant. That season, he was part of the third-largest defensive turnaround since the 1970 AFL-NFL merger as the Texans finished the year ranked second in the league in total defense, giving up 285.7 yards per game, after allowing 376.9 yards per game and ranking 30th in 2010.

A native of Louisville, Ky., King was a three-year letter-winner and a two-year starter on the defensive line at the University of Texas-El Paso from 1998-2000. It's also where he made his start in coaching, serving as a student assistant working with the defensive line from 2002-03.

In 2005, King landed his first full-time job as a defensive line coach at West Texas A&M, where he was part of a team that captured the Lone Star Conference championship and earned the school's first-ever NCAA Division II playoff appearance. King coached for two seasons at Baylor from 2006-07, where he worked with the defensive line as a graduate assistant before returning to West Texas A&M in 2008 as the defensive line coach for two seasons. In 2009, the Buffaloes reached their first bowl game since 1967.

King secured his first NFL job with Dallas in 2010 as the defensive quality control coach and assistant linebackers coach. He spent one season with the Cowboys where he worked directly under Reggie Herring and Wade Phillips before joining the Texans.

King and his wife, Elizabeth, have two children, son Jackson Robert and daughter Chloe Elizabeth.



## COACHING STAFF



### KING'S COACHING LEDGER

2018	Inside Linebackers	Houston Texans
2017	Linebackers	Houston Texans
2014-16	Assistant Linebackers	San Diego Chargers
2012-13	Assistant Linebackers	Houston Texans
2011	Defensive Assistant	Houston Texans
2010	Defensive Quality Control/Assistant Linebackers	Dallas Cowboys
2008-09	Defensive Line	West Texas A&M
2006-07	Graduate Assistant (Defensive Line)	Baylor
2005	Defensive Line	West Texas A&M
2002-03	Student Assistant	Texas-El Paso



## WILL LAWING

### OFFENSIVE ASSISTANT / OFFENSIVE LINE

5TH SEASON WITH TEXANS / 5TH NFL SEASON

15 16  
Division Titles



Will Lawing is in his second season as offensive assistant/offensive line with the Houston Texans after three years on the defensive side of the ball.

In Lawing's first season on the offensive staff, the Texans scored 30-or-more points six times, which tied the franchise record for the most games with 30-or-more points in a season (2012). Houston also threw for the third-most passing touchdowns in a single season in franchise history (28) and the most 25-plus yard completions in a single season in franchise history (38). In Week 4 vs. Tennessee, the Texans scored the most points in a game in franchise history with 57, scored a team-record seven touchdowns and won by the largest margin of victory in Texans history with a 43-point win.

Despite starting seven different offensive line combinations in 2017, the Texans ran for 120-or-more rushing yards in six straight games (Week 2-8), which marked the longest streak in franchise history and was the second-longest streak in the NFL in 2017. Devlin helped develop C Nick Martin after he missed his rookie season in 2016 due to an injury. Martin started 14 games at center, allowing only 1.0 sack and committing just three penalties. Rookie T Juliën Davenport also made strides in his first season with the Texans, starting 4-of-11 games he played in. Additionally, G David Quessenberry made his NFL debut in Week 16 vs. the Pittsburgh Steelers three years after being diagnosed with lymphoma.

With Lawing serving as defensive quality control coach from 2014-16, the Texans defense ranked third in the NFL in net yards allowed per game (319.9) and net passing yards allowed per game (218.4). The team also ranked first in third-down defense (33.6 percent), fourth in opponent completion percentage (59.5) and sixth in points allowed per game (19.8).

Houston won back-to-back AFC South division championships in 2015-16 and put together three straight winning seasons (2014-16) for the first time in franchise history. Houston's 7-1 record at home and 5-1 record in the division in 2016 both tied franchise records. The team also advanced to the AFC Divisional Round for the first time since 2012.

The Texans finished the 2016 season with the NFL's top-ranked defense

for the first time in franchise history, surrendering an average of only 301.3 total net yards per game. They also gave up the fewest first downs (17.0) and second-fewest net passing yards (201.6) per game. From Weeks 8-17, Houston allowed an average of 71.9 net rushing yards per game and opponents only scored three rushing touchdowns during that span, both of which led the league.

Houston finished the 2015 season ranked third in net yards (310.2) and net passing yards (210.4) allowed per game, fifth in opponent completion percentage (59.0) and seventh in points allowed per game (19.6). The Texans also set franchise single-season records for sacks (45) and opponent third-down percentage (28.5) in 2015. That percentage led the league in 2015 and was the lowest mark by any NFL team since the 2003 Tennessee Titans (27.7).

The Texans won their first AFC South crown since 2012 and only allowed six points or less five times in 2015, which led the NFL and is tied for the most such games in a season since the 1991 New Orleans Saints (six times). On the season, the Texans didn't allow the opposing team to score a touchdown in four of their games.

In 2014, the Texans led the NFL in takeaways with a franchise-record 34 and became just the third team in the last 20 years to lead the league in takeaways after finishing last the previous season. They also led the NFL with 35 points scored against opposing offenses and set a franchise record with five defensive touchdowns.

Lawing came to Houston from Penn State, where he served as a graduate assistant under Head Coach Bill O'Brien for the 2013 season.

Prior to Penn State, Lawing spent four seasons with Juniata College as the program's offensive coordinator (2011-12), passing game coordinator (2010) and tight ends coach (2009). In addition to his coaching duties, Lawing was also Juniata's recruiting coordinator.

A 2008 graduate of the University of North Carolina with a bachelor's degree in exercise and sports science, Lawing was a four-year member of the UNC football team.



### LAWING'S COACHING LEDGER

2017-18	Offensive Assistant/Offensive Line	Houston Texans
2014-16	Defensive Quality Control	Houston Texans
2013	Graduate Assistant	Penn State
2011-12	Offensive Coordinator	Juniata College
2010	Passing Game Coordinator	Juniata College
2009	Tight Ends	Juniata College





## D'ANTON LYNN

### ASSISTANT SECONDARY

1ST SEASON WITH TEXANS / 4TH NFL SEASON



D'Anton Lynn joins the Texans as an assistant secondary coach in 2018 after serving as a defensive assistant with the Buffalo Bills (2015-16) and Los Angeles Chargers (2017).

Assisting the defense in 2017, Lynn helped the Chargers post the third-best pass defense in the NFL, only allowing 197.2 yards per game. The secondary was tied for third in the league with only 17 touchdown passes allowed, fourth with a 78.1 opponent passer rating, fourth with 302 interception return yards, tied for sixth in the league with 18 interceptions and tied for 10th in the league with 79 passes defended.

First-Team All-Pro CB Casey Hayward recorded 40 total tackles (33 solo), a career-high 22 passes defended, four interceptions, one forced fumble, two fumble recoveries and nine tackles for loss in 16 games started. S Tre Boston logged career highs in total tackles (79), interceptions (five) and passes defended (eight), while S Jahleel Addae posted career highs in total tackles (96), passes defended (seven) and tackles for loss (nine). Second-year CB Trevor Williams also had a career year under Lynn, notching a career high in total tackles (54), interceptions (two) and passes defended (13).

Under Lynn's guidance in 2016, the Bills secondary was fourth in the NFL with 19 passing touchdowns allowed, fourth with an opponent completion percentage of 59.9 and sixth with an average of 223.9 passing yards allowed per game.

In his first full-time NFL position in 2015, the Bills ranked first in the NFL with 93 passes defended, posted the third-lowest completion percentage at 57.6 percent and tied for sixth in the league with 17 interceptions.

Prior to serving as a full-time coach, Lynn served in the scouting department with the New York Jets in 2013 and as a seasonal coaching intern with the Jets in 2014. In 2012, Lynn signed with the Jets as a college free agent and spent time in their training camp before playing with the Hamilton Tiger-Cats of the CFL in 2013.

A native of Plano, Texas, Lynn played cornerback at Penn State in State College, Pa. from 2008-11 and was a three-time honorable mention All-Big Ten selection.

The son of Chargers Head Coach Anthony Lynn, D'Anton played for his father in 2012 and coached with him from 2014-17.



#### LYNN'S COACHING LEDGER

2018	Assistant Secondary	Houston Texans
2017	Defensive Assistant	Los Angeles Chargers
2015-16	Defensive Assistant	Buffalo Bills
2014	Seasonal Coaching Intern	New York Jets



## ANTHONY MIDGET

### SECONDARY

5TH SEASON WITH TEXANS / 5TH NFL SEASON

15 16  
Division Titles



Anthony Midget is in his first season as secondary coach for the Houston Texans. He enters his fifth overall campaign with the team after spending the previous four years as assistant secondary coach.

Since 2014, the Texans lead the NFL in third-down defense with a 34.0 opponent third-down percentage, rank fourth in the NFL in opponent completion percentage (60.5), fifth in net yards allowed per game (326.6) and fourth in net passing yards allowed per game (223.1).

Texans CB Kareem Jackson finished third on the team in 2017 with a single-season career-high 73 total tackles (54 solo) and tied for fifth with four tackles for loss, which tied his single-season career high (2014). Among NFL cornerbacks, Jackson was fifth in total tackles and tied for fifth in tackles for loss. Jackson wasn't the only defensive back for the Texans making plays in 2017. Houston tied with Cincinnati, Miami and Pittsburgh for the NFL lead with three different defensive backs posting one-or-more interceptions and 1.0-or-more sacks. Jackson was joined by S Marcus Gilchrist (1.0 sack in Week 3 at New England and one interception in Week 4 vs. Tennessee) and S Eddie Pleasant (2.0 sacks in Week 9 vs. Indianapolis and one interception in Week 11 vs. Arizona). Additionally, Houston had seven players record an interception and 11 interceptions as a team in 2017.

Pleasant and CB Johnathan Joseph also played well under Midget in 2017. In Week 6 vs. the Browns, Joseph finished with three tackles, one tackle for loss, three passes defended and a single-game career-high two interceptions, returning one 81 yards for a touchdown. Joseph was named the AFC Defensive Player of the Week following his stellar performance. For the season, Pleasant compiled 27 total tackles (22 solo), 2.0 sacks, one interception, three passes defended, two quarterback hits, one tackle for loss and one forced fumble while playing all 16 games (no starts). He was one of five safeties in the NFL to produce 2.0-or-more sacks and an interception in 2017 and the only one who didn't start a game.

The Texans won back-to-back AFC South division championships in 2015-16 and put together three straight winning seasons (2014-16) for the first time in franchise history. Houston's 7-1 record at home and 5-1 record in the division in 2016 both tied franchise records. The team also advanced to the AFC Divisional Round for the first time since 2012.

The Texans finished the 2016 season with the NFL's top-ranked defense for the first time in franchise history, surrendering an average of only 301.3 total net yards per game. They also gave up the fewest first downs (17.0) and second-fewest net passing yards (201.6) per game. Houston was the only team in the NFL to not allow a 300-yard passer in 2016 and has given up just one 300-yard passer in the last 32 regular season games.

S Quintin Demps led all NFL safeties in 2016 with a career-high six interceptions, which also tied for the second-most in a single season in Texans history. CB A.J. Bouye set single-season career highs with 62 total tackles and 16 passes defended while starting 11 games. Bouye also became the first player in team history with a pick in back-to-back postseason games.

In 2015, the Texans defense finished third in the NFL in net yards

(310.2) and net passing yards (210.4) allowed per game, tied for third in passes defended (90) and tied for seventh in points allowed per game (19.6). The Texans also allowed the fifth-lowest opponent completion percentage (59.0) in the league.

The Texans led the NFL in third-down defense, as opponents converted only 28.5 percent (61-of-214) of their opportunities. That percentage is the lowest single-season mark in franchise history by 4.5 percent and at the time represented the lowest opponent third-down percentage by any NFL team since the 2003 Tennessee Titans (27.7).

Houston won its first AFC South division championship since 2012 and only allowed six points or less five times in 2015, which led the NFL and is tied for the most such games in a season since the 1991 New Orleans Saints (six times). On the season, the Texans didn't allow the opposing team to score a touchdown in four games.

In 2014, the Texans secondary was involved in 22 of Houston's 34 takeaways and had seven players with either a forced fumble, fumble recovery or interception. The group accounted for nine forced fumbles, five fumble recoveries, 16 interceptions and three interceptions returned for touchdowns. As a team, the Texans set a franchise record with 11 different players recording interceptions, four interception returns for touchdowns, and an NFL-best 483 yards on interception returns.

Prior to joining the Texans, Midget spent one season at Penn State where he held the role of safeties coach for Head Coach Bill O'Brien in 2013. In his lone year, Penn State's pass defense efficiency ranked fifth in the Big Ten and the secondary joined Ohio State as the only two teams to have three players rank in the top 20 of passes defended in the conference.

From 2008-12, Midget served as secondary coach and special teams coordinator (2008-11) before becoming defensive coordinator (2012) at Georgia State. During his tenure, he worked with kick returner Albert Wilson, who led the Colonial Athletic Association with a 25.9 kickoff return average en route to being selected CAA Co-Special Teams Player of the Year in 2012. Midget was also instrumental in the development of P Lain Vance, who was a third-team All-American in 2010.

Midget joined the collegiate coaching ranks as a graduate assistant at Virginia Tech, his alma mater, helping the Hokies win the 2007 Atlantic Coast Conference title. He began his coaching career at Lake Worth (Fla.) High School, where he served as an assistant coach for four seasons (2003-06).

Midget was a four-year letterman and a three-year starter at cornerback at Virginia Tech. As a senior in 1999, he earned third-team All-American honors and first-team All-Big East honors, helping the Hokies reach the BCS National Championship Game. He also was named to the Big East All-Academic team and the Athletic Director's Honor Roll. Midget was selected by the Atlanta Falcons in the fifth round (134th overall) of the 2000 NFL Draft.

Midget and his wife, Tresica, have two daughters, Anaiya and Kaylin, and one son, Jalen.



COACHING STAFF



MIDGET'S COACHING LEDGER		
2018	Secondary	Houston Texans
2014-17	Assistant Secondary	Houston Texans
2013	Safeties	Penn State
2012	Defensive Coordinator	Georgia State
2008-11	Secondary/Special Teams Coordinator	Georgia State
2007	Graduate Assistant	Virginia Tech
2003-06	Assistant Coach	Lake Worth (Fla.) HS



## MATT O'DONNELL

### DEFENSIVE QUALITY CONTROL

1ST SEASON WITH TEXANS / 1ST NFL SEASON



Matt O'Donnell joins the Houston Texans from the college ranks and enters his first season as the team's defensive quality control coach in 2018.

O'Donnell comes to Houston from Duke University, where he served as a graduate assistant working primarily with the defense from 2016-17. With the Blue Devils, O'Donnell worked with a pair of First-Team All-ACC selections, one Second-Team All-ACC pick and five Third-Team All-ACC selections on the defensive side of the ball in his two seasons. In 2016, LB Joe Giles-Harris earned Freshman All-American honors after producing 107 tackles, 4.0 sacks and one interception.

O'Donnell spent the 2014 and 2015 seasons as a defensive graduate assistant at Southern Mississippi and helped lead the Golden Eagles to a 9-5 record and an appearance in the Conference USA Championship

Game in 2015.

Prior to joining Southern Mississippi, O'Donnell spent two years (2012-13) as a student assistant at the University of Iowa, helping the Hawkeyes go 8-5 and make an appearance in the 2013 Outback Bowl.

O'Donnell played linebacker at Brown University from 2008-11, where he served on the team's leadership committee and helped the Bears claim the 2008 Ivy League Championship. He was named an Honorable Mention All-Ivy League selection as a senior in 2011 after finishing second on the team with 69 total tackles, including 5.5 for a loss.

A native of Tipton, Iowa, O'Donnell graduated from Brown with a bachelor's degree in economics and earned a master's degree in sports management from Southern Mississippi. He and his wife, Katie, reside in Houston.

#### O'DONNELL'S COACHING LEDGER

2018	Defensive Quality Control
2016-17	Graduate Assistant/Defense
2015	Defensive Graduate Assistant
2014	Seasonal Intern

Houston Texans
Duke
Southern Mississippi
Iowa





## JOHN PAGANO

SENIOR DEFENSIVE ASSISTANT / OUTSIDE LINEBACKERS

1ST SEASON WITH TEXANS / 23RD NFL SEASON

99 04 06 07 08 09  
Division Titles



John Pagano enters his first season as senior defensive assistant/outside linebackers coach with the Houston Texans in 2018.

Pagano comes to Houston following one season as assistant head coach - defense for the Oakland Raiders and a 15-year stint with the San Diego Chargers. He brings 29 years of NFL and collegiate coaching experience.

Under Pagano's watch, the Raiders had five players notch 75-or-more tackles and three players record 80-or-more tackles in 2017. DE Khalil Mack earned his third consecutive Pro Bowl berth after collecting 78 total tackles and 10.5 sacks. ILB NaVorro Bowman also performed well under Pagano, notching 89 total tackles (58 solo), 1.5 sacks, one interception, five tackles for loss, four quarterback hits and one forced fumble in just 10 games (10 starts). After Pagano took over playcalling duties in advance of Week 12, the Oakland defense notched more sacks (17.0) and takeaways (eight) in the final six weeks of the season than it had in the first 11. LB Bruce Irvin best illustrated the rapid increase in production under Pagano, as the veteran pass rusher jumped from 1.0 sacks through 11 weeks to finish the season with 8.0, matching his career high.

Pagano served as the Chargers defensive coordinator from 2012-16, helping the team advance to the Divisional Round of the playoffs in 2013.

In 2016, the Chargers tied for the NFL lead with 18 interceptions despite having 11 defensive players on the Reserve/Injured List, CB Casey Hayward owned a league-high 11 picks and DE Joey Bosa was named the NFL Defensive Rookie of the Year after collecting 10.5 sacks in only 12 games.

In 2014, the Chargers ranked ninth in the NFL in total defense and fourth in pass defense, marking the second time in Pagano's first three years as defensive coordinator that the team ranked in the top 10 in total defense.

In the Chargers' run to the Divisional Round in 2013, the team recorded 16 takeaways in their last eight games, including the postseason, and won four of their final five regular season contests. In the postseason, the

Chargers recorded a season-high four takeaways against Cincinnati in the Wild Card Round and two more against Denver in the Divisional Round.

In his first season as defensive coordinator in 2012, the Chargers ranked ninth in total defense, sixth in run defense, notched 38 sacks and scored seven defensive touchdowns, which ranked second in the NFL and was two shy of the team record set in 1961.

Pagano originally joined the Chargers in 2002 as the team's quality control coach for the defense before moving up the ranks. He transitioned to assistant linebackers coach before moving to outside linebackers and ultimately linebackers coach before becoming the team's defensive coordinator in 2012. One of Pagano's star pupils was three-time Pro Bowl LB Shawne Merriman, the NFL's Defensive Rookie of the Year in 2005 and the NFL's leader in sacks in 2006.

Pagano's first NFL experience was as a defensive assistant with the New Orleans Saints from 1996-97 and with the Indianapolis Colts from 1998-01. He entered coaching as an assistant at Mesa State College in Grand Junction, Colo., in 1989 before moving to Nevada-Las Vegas from 1990-91. He then served as the linebackers coach at Overland High School in Aurora, Colo., from 1992-93 before serving as a graduate assistant at Louisiana Tech (1994) and Mississippi (1995).

A native of Boulder, Colo., Pagano was an all-state linebacker at Fairview High School before moving on to play at Mesa State College in Grand Junction, Colo., from 1985-88. His older brother, Chuck, served as a coach in the NFL for 17 years, including serving as the head coach of the Indianapolis Colts from 2012-17. Both John and Chuck played for their father, Sam, at Fairview High School, where Sam spent 26 years as the head coach, winning three state titles and landing in the Colorado Sports Hall of Fame in 2018. Sam also coached internationally in Taiwan, Germany, France and Italy. John formerly served as a co-host of the Flavors of the Gaslamp in San Diego, an event that raised funds and awareness for Multiple Sclerosis. He and his wife, Kimberly, have two sons, Jagger and Brody.

### PAGANO'S COACHING LEDGER

Year	Team / Position	Team / Position
2018	Senior Defensive Assistant / Outside Linebackers	Houston Texans
2017	Assistant Head Coach – Defense	Oakland Raiders
2012-16	Defensive Coordinator	San Diego Chargers
2009-11	Linebackers	San Diego Chargers
2007-08	Outside Linebackers	San Diego Chargers
2005-06	Assistant Linebackers – Quality Control	San Diego Chargers
2002-04	Defensive Assistant – Quality Control	San Diego Chargers
1998-2001	Defensive Assistant	Indianapolis Colts
1996-97	Defensive Assistant	New Orleans Saints
1995	Graduate Assistant	Mississippi
1994	Graduate Assistant	Louisiana Tech
1990-91	Graduate Assistant	UNLV
1989	Assistant Coach	Mesa St. College (Colo.)



## JOHN PERRY

### WIDE RECEIVERS

5TH SEASON WITH TEXANS / 5TH NFL SEASON



John Perry is in his second season as wide receivers coach with the Houston Texans. He enters his fifth overall season with the team after spending three seasons coaching tight ends.

In Perry's first season coaching wideouts in 2017, WR DeAndre Hopkins was named to the Associated Press NFL All-Pro First Team for the first time in his career after posting 96 receptions for 1,378 yards and a franchise-record 13 touchdowns, making him one of 14 players in NFL history to post those numbers in a season and the third-youngest ever to do so. Hopkins finished the season ranked first in the NFL in targets (174), sixth in receptions (96), fourth in receiving yards (1,378), first in receiving touchdowns (13), fourth in receiving first downs (69), first in receptions over 25 yards (17) and third in 100-yard receiving games (five).

In 2017, Texans receivers tied for the fewest dropped passes in a single season in franchise history with only 14. Hopkins (13 receiving touchdowns) and WR Will Fuller V (seven) finished first and tied for 19th in the NFL in touchdown receptions, respectively. The duo combined for 20 receiving touchdowns, which was the most by any pair of teammates in the NFL in 2017 and the most by any pair of teammates in franchise history. The Texans had two receivers with seven-or-more touchdown receptions in a season one other time in franchise history (2008).

Fuller V missed Weeks 1-3 and 11-13 in 2017 but compiled 28 receptions for 423 yards (15.1 avg.) and a single-season career-high seven touchdowns in 10 games. He scored a touchdown on seven of his first 11 receptions of the season. Since 1991, no player in the NFL has reached seven receiving touchdowns on fewer receptions in a season. WR Bruce Ellington and WR Braxton Miller also had career years with the Texans in 2017. Ellington set new single-season career highs in receptions (29), receiving yards (330) and tied his career high in touchdowns (two) in 11 games (six starts), while Miller logged career highs in receptions (19), receiving yards (162), receiving average (8.5) and tied his career high in touchdowns (one) in 11 games (three starts).

The Texans scored 30-or-more points six times in 2017, which tied the franchise record for the most games with 30-or-more points in a season (2012). Houston also threw for the third-most passing touchdowns in a single season in franchise history (28) and the most 25-plus yard completions in a single season in franchise history (38). In Week 4 vs. Tennessee, the Texans scored the most points in a game in franchise history with 57, scored a team-record seven touchdowns and won by the largest margin of victory in Texans history with a 43-point win.

As tight ends coach, Perry helped the Texans win back-to-back AFC South division championships in 2015-16 and post three straight winning seasons – both firsts in franchise history. Houston's 7-1 record at home and 5-1 record in the division in 2016 both tied franchise records. The team also advanced to the AFC Divisional Round for the first time since 2012.

Texans tight ends had the most productive season in franchise history in 2016. C.J. Fiedorowicz, Ryan Griffin and Stephen Anderson, an undrafted rookie, combined for 115 receptions and 1,094 yards, both single-season franchise highs, and tallied the fourth-most touchdowns in team history with seven. Perry's unit improved by NFL-bests of 74 receptions and 4.6

receptions per game over its 2015 totals and finished with second-best increases in receiving yards (646) and receiving yards per game (40.4).

Under Perry's tutelage, Fiedorowicz blossomed into one of the best all-around tight ends in the league. In addition to blocking for the NFL's eighth-best rushing offense, the third-year tight end shattered his previous career highs with 54 receptions, 559 receiving yards, 10.4 yards per reception and four touchdowns. Griffin also enjoyed the best season of his career, as he set personal bests in receptions (50) and yards (442) while matching his high in touchdowns (two).

From 2014-15, Fiedorowicz, Griffin and Garrett Graham combined for 73 receptions for 764 yards and seven touchdowns. The group also helped Houston rank fifth in the AFC and ninth in the NFL with 121.6 rushing yards per game over those two seasons. Griffin missed seven games due to injury in 2015, but scored a then-career-high two receiving touchdowns.

Before joining the Texans, Perry was the passing game coordinator and quarterbacks coach at the University of Delaware, where he mentored Trent Hurley, who led all Colonial Athletic Association (CAA) quarterbacks in passer rating (155.2) and ranked among the league leaders with 2,207 passing yards and 22 touchdowns. Delaware's offense ranked second in the CAA in scoring (32.8 points per game), third in passing (240.0 yards per game) and fourth in passing efficiency (143.84).

Prior to Delaware, Perry served as head coach at NCAA Division II Merrimack College for five seasons (2008-12), where he led the squad to a record of 29-21 and the 2009 Northeast-10 title. During his tenure, Merrimack produced six All-Americans and two Northeast-10 Conference Players of the Year.

Perry's up-tempo, high-scoring offense was one of the best in the league for all five of his seasons on campus, as Merrimack won the Northeast-10 Championship in 2009. The team ranked second in the nation in total offense in 2012 at 525.8 yards per game and finished in the top 10 in 2009 (fourth), 2010 (ninth) and 2011 (seventh).

Perry also helped elevate the program to new heights, guiding former All-American LB Shawn Loiseau to the NFL, making him the first Merrimack alum to sign an NFL contract with Houston in 2012.

Perry began his coaching career as running backs coach at Northeastern in 1993, and later served as receivers coach at Brown (1994-96). He also had stops as receivers coach and recruiting coordinator at New Hampshire (1997-98), offensive coordinator at Dartmouth (1999-2004), associate head coach and quarterbacks coach at Georgetown (2005), offensive coordinator at Hofstra (2006) and associate head coach and quarterbacks coach at New Hampshire (2007). He coached numerous All-Americans and NFL signees along the way, including QB Ricky Santos.

A 1992 graduate of New Hampshire, Perry enjoyed a standout career as a football and basketball player for the Wildcats. He was a four-year starter in football, served as team captain as a senior, and was a two-time All-Yankee Conference selection while setting several receiving records.

Perry and his wife, Jen, have three children, Caitlin, John and Elizabeth.



## COACHING STAFF



### PERRY'S COACHING LEDGER

2017-18	Wide Receivers	Houston Texans
2014-16	Tight Ends	Houston Texans
2013	Passing Game Coordinator/Quarterbacks	Delaware
2008-12	Head Coach	Merrimack College
2007	Associate Head Coach/Quarterbacks	New Hampshire
2006	Offensive Coordinator	Hofstra
2005	Associate Head Coach/Quarterbacks	Georgetown
1999-04	Offensive Coordinator	Dartmouth
1997-98	Wide Receivers/Recruiting Coordinator	New Hampshire
1994-96	Wide Receivers	Brown
1993	Running Backs	Northeastern



## LUKE RICHESSON

### SENIOR DIRECTOR OF SPORTS PERFORMANCE

1ST SEASON WITH TEXANS / 10TH NFL SEASON



Luke Richesson begins his 10th NFL season and first with the Texans in 2018 as the team's senior director of sports performance.

Richesson comes to Houston with nine years of experience overseeing NFL strength and conditioning programs, including six seasons (2012-17) with the Denver Broncos and three (2009-11) with the Jacksonville Jaguars.

Prior to his time in the NFL, Richesson spent nine years (2001-08) in the private sector at Athletes' Performance in Tempe, Ariz., implementing programs to help elite college football prospects prepare for the NFL Combine as well as assisting NFL veterans in their training during the

offseason.

Following a four-year playing career as a safety at the University of Kansas, where he earned a bachelor's degree in exercise science, Richesson began his coaching career as an intern at Kansas in 1997. He went on to pursue graduate coursework and spent time on the coaching staffs at the University of Wyoming (1998) and Arizona State University (1999-2000).

He is married to Anita Nall-Richesson, who was a gold-medal winner in swimming at the 1992 Olympic Games in Barcelona and was inducted into the International Swimming Hall of Fame in 2008. The couple has a son, Luther, and a daughter, Sunny. Richesson was born in Kansas City, Mo.



#### RICHESSON'S COACHING LEDGER

2018	Senior Director of Sports Performance	Houston Texans
2012-17	Head Strength and Conditioning	Denver Broncos
2009-11	Head Strength and Conditioning	Jacksonville Jaguars
2001-08	Performance Team Director	Athletes' Performance (Tempe, Ariz.)
1999-00	Strength and Conditioning Graduate Assistant	Arizona State
1998	Strength and Conditioning Graduate Assistant	Wyoming
1997	Strength and Conditioning Intern	Kansas





## SEAN RYAN

### QUARTERBACKS

3RD SEASON WITH TEXANS / 12TH NFL SEASON



Sean Ryan enters his second season as quarterbacks coach with the Houston Texans. He is in his third overall season with the team after spending one season coaching wide receivers.

Under Ryan's tutelage in 2017, rookie QB Deshaun Watson put together a historic season despite playing in just seven games before sustaining a season-ending injury prior to Week 9. Watson set NFL records for most passing touchdowns (19) through a player's first seven career games in NFL history and most passing touchdowns (18, Weeks 3-8) by a rookie over any five-game span in NFL history. At the time of his injury, the Texans featured the league's highest-scoring offense (30.7 points per game).

The Texans scored 30-or-more points six times in 2017, which tied the franchise record for the most games with 30-or-more points in a season (2012). Houston also threw for the third-most passing touchdowns in a single season in franchise history (28) and the most 25-plus yard completions in a single season in franchise history (38). In Week 4 vs. Tennessee, the Texans scored the most points in a game in franchise history with 57, scored a team-record seven touchdowns and won by the largest margin of victory in Texans history with a 43-point win.

Ryan also worked with QB Tom Savage and QB T.J. Yates last season after Watson went down with an injury. In Week 13 at Tennessee, Savage threw for 300 yards for the first time in his career and became the eighth quarterback in franchise history to do so. He completed 31-of-49 passes (63.3%) for a single-game career-high 365 yards, one touchdown, one interception and an 84.1 passer rating. He became the third quarterback in franchise history with 30-or-more completions in a game, joining David Carr and Matt Schaub. Savage was also the second player to throw for 300 yards for Houston in 2017 (Watson did it in Week 3 and Week 8). The only other time in franchise history that two separate players threw for 300 yards in a game was 2013.

In his first season with the Texans in 2016, Ryan served as the wide receivers coach and oversaw one of the youngest wideout corps in the NFL. WR DeAndre Hopkins, the lone receiver on the roster with more than one year of experience entering the season, led the team with 78 receptions for 954 yards and four touchdowns en route to passing Andre Johnson for the most receiving yards by a Texans player in the first four years of his career (4,487).

Under Ryan's tutelage, Texans rookie receivers started an NFL-high 19 games in 2016 and amassed 66 receptions for 809 yards and three touchdowns – all of which marked the second-highest totals by rookie wideouts in franchise history. WR Will Fuller V debuted with five receptions for 107 yards and a touchdown in the season opener, making him the first rookie first-round draft choice since 1984 to post 100 yards in a season opener. Fuller V's 47 receptions and 635 receiving yards were the third-highest season totals by a rookie receiver in franchise history, and his yardage total marked the third-most in the NFL among rookie wideouts.

Prior to joining the Texans, Ryan spent nine years (2007-15) with the New York Giants and helped them to victories in Super Bowl XLII (2007) and Super Bowl XLVI (2011). During his time in New York, he served as an

offensive quality control (2007-09), wide receivers (2010-11, 2014-15) and quarterbacks coach (2012-13).

Under Ryan in 2015, Giants wide receivers combined for 211 receptions for 2,855 yards and 26 touchdowns. WR Odell Beckham Jr. was named to the Pro Bowl for the second straight year after tying a franchise single-season record with 13 receiving touchdowns. He finished with the second-most receptions (96) and receiving yards (1,450) in a season in team history. In addition, Rueben Randle set a single-season career high with eight receiving touchdowns.

In 2014, Ryan was instrumental in the rapid development of Beckham, who became the first Giants player selected as the Associated Press Offensive Rookie of the Year in the 58-year history of the award. In just 12 games, Beckham caught 91 passes for 1,305 yards and 12 touchdowns – all franchise rookie records. He also set NFL records for most catches and yards in the first 12 games to start a career. Beckham's 91 receptions are tied with Denver's Eddie Royal (2008) for the third-highest total in NFL history for a rookie.

Ryan was the Giants' quarterbacks coach in 2012-13. In his first season working with Ryan, Eli Manning was selected to play in his third Pro Bowl after completing 321-of-536 passes (59.9%) for 3,948 yards, 26 touchdowns, 15 interceptions and a passer rating of 87.2. He threw a then career-high five touchdown passes in the 2012 season-ending victory over Philadelphia.

Giants wide receivers were productive in their first two seasons under Ryan (2010-11). In 2011, the unit helped the Giants set a franchise record with 4,734 net passing yards. WR Victor Cruz, who did not have a career reception entering the season, caught 82 passes for a franchise-record 1,536 yards and nine touchdowns. WR Hakeem Nicks caught 76 passes for a career-high 1,192 yards and seven touchdowns. Cruz and Nicks became the first receivers in team history to have more than 1,000 yards in the same season.

The wide receivers played impressively in 2010, their first season with Ryan as their coach. Nicks led the Giants with 79 receptions for 1,052 yards and 11 touchdowns despite missing three games due to injury. WR Mario Manningham added 60 receptions for 944 yards and nine touchdowns as he and Nicks became the first pair of Giants with at least nine touchdown catches in a season since 1967.

Ryan joined the Giants coaching staff in 2007 and served his first three seasons with the team as the offensive quality control coach.

In 2006, Ryan was the recruiting coordinator, running backs coach and junior varsity head coach at Harvard University.

Prior to his year at Harvard, Ryan was an assistant coach at Columbia University for three seasons (2003-05). In 2003 and 2004, he was the running backs coach and special teams coordinator. The following season, he coached the quarterbacks.

Before coaching at Columbia, Ryan spent two years (2001-02) as a graduate assistant at Boston College, where he worked primarily with the wide receivers. The Eagles won bowl games in each of those seasons,


## COACHING STAFF

beating Georgia in the 2001 Music City Bowl and Toledo in the 2002 Motor City Bowl.

Ryan was the running backs coach at Colgate University in 2000, a graduate assistant at the University at Albany in 1998-99 and the quarterbacks coach at Siena College for a season in 1997.

Ryan played defensive back and linebacker at Hamilton College, where he graduated in 1994. He also earned a master's in higher education administration from Albany.

A native of Hudson Falls, N.Y., Ryan was a standout football, basketball and baseball player at Hudson Falls High School.



### RYAN'S COACHING LEDGER

2017-18	Quarterbacks	Houston Texans
2016	Wide Receivers	Houston Texans
2014-15	Wide Receivers	New York Giants
2012-13	Quarterbacks	New York Giants
2010-11	Wide Receivers	New York Giants
2007-09	Offensive Quality Control	New York Giants
2006	Running Backs/Recruiting Coordinator	Harvard
2005	Quarterbacks	Columbia
2003-04	Running Backs/Special Teams	Columbia
2001-02	Graduate Assistant/Wide Receivers	Boston College
2000	Running Backs	Colgate
1998-99	Graduate Assistant/Wide Receivers	Albany
1997	Quarterbacks	Siena College





## TRACY SMITH

### ASSISTANT SPECIAL TEAMS

1ST SEASON WITH TEXANS / 10TH NFL SEASON

12  
Division Titles

N  
12



Tracy Smith begins his first season as assistant special teams coach with the Houston Texans in 2018. He is in his 10th NFL season and has assisted Texans Special Teams Coordinator Brad Seely for nine of his seasons in the league.

Smith spent three seasons coaching the Oakland Raiders (2015-17), with his special teams unit ranking fourth in punts inside of the 20-yard line (102), fifth in punting average (46.6), fifth in net punting average (41.3), eighth in kickoff return yards (2,540), ninth in punt returns (110) and 10th in punting yards (10,904) over that span.

In 2017, the Raiders finished fifth in the NFL in punting average (47.4) and seventh in opponent kickoff return average (19.9). K Giorgio Tavecchio made 33-of-34 extra point attempts (97.1%) and 16-of-21 field goal attempts (76.2%) in his first season. He became the first player to hit two 50-plus yard field goals on his debut in NFL history, earning AFC Special Teams Player of the Week in Week 1. P Marquette King also performed well with 69 punts for 3,270 yards (47.4 avg.) and a career-high 42.7 net punting average.

In 2016, Raiders K Sebastian Janikowski kicked three field goals of 50-or-more yards to become the NFL's all-time leader with 55 field goals of that distance. Janikowski also concluded the season with 414 career field goals, the ninth-most in NFL history, and moved into 10th on the NFL's all-time scoring list with 1,799 points scored. Smith also helped King earn Associated Press All-Pro Second Team honors after recording 81 punts for 3,937 yards (48.6 avg.) while placing 34 punts inside of the 20-yard line.

In his first season in Oakland, Smith helped his special teams unit lead the league in kickoff return yards (1,268) and total return yards (1,540). The Raiders allowed only 22.7 yards per kickoff return, improving from 32nd in the league in 2014 to 13th in 2015. The team also blocked five combined extra points and field goals that season, tied for the most by any NFL team since 1995, and King set a franchise record by pinning 40 of his 83 punts inside of the 20-yard line.

Prior to joining the Raiders, Smith spent 2012-14 with the San Francisco 49ers, assisting Seely on one of the top units in the NFL. During that time span, the 49ers ranked in the top 10 in field goals made (ninth, 86) and opponents punt return average (ninth, 8.3). San Francisco also ranked in

the top five in net punting average (fourth, 41.3) and gross punting average (third, 47.5).

In 2014, 49ers K Phil Dawson connected on 25-of-31 field goal attempts, including the second-most field goals of 50-or-more yards with six, and P Andy Lee finished with the sixth-highest punting average (46.8) in the NFL.

The 2013 49ers special teams unit ranked second in the NFL according to Rick Gosselin's annual special teams rankings. Dawson set a franchise record with 27 consecutive field goals made while producing a career-best 140 points, 44 made extra points and 32 successful field goals. Lee ranked third in the NFL in punting average (48.2) and fourth in net punting average (41.7).

The 49ers fielded one of the strongest special teams units in the NFL in 2012. Lee led the NFL with a 43.2 net punting average while also ranking fifth in the league with a 48.0 gross punting average on his way to All-Pro honors. San Francisco also led the NFL in starting field position (31.8-yard line) and ranked second in the NFL in opponents starting field position (24.9-yard line).

Smith spent the 2011 season with the Seattle Seahawks as a coaching assistant. Prior to joining Seattle, Smith's first NFL experience came with the Cleveland Browns in 2010, where he worked under Seely and helped Cleveland lead the NFL in kickoff coverage, finish fifth in punt coverage and send KR Josh Cribbs to the Pro Bowl.

Before making the jump to the NFL, Smith coached the tight ends at Utah State from 2006-08 and spent the 2005 season as the offensive graduate assistant at LSU, working with the team's quarterbacks.

Smith's first job in football came at Stephen F. Austin in 2004, where he worked with the tight ends in addition to serving as the team's video coordinator.

A native of Beaumont, Texas, Smith received a bachelor's degree in business while working for the athletic department's video staff at LSU. His father, Carl, is currently the associate head coach of the Seattle Seahawks and has 29 years of coaching experience in the NFL, including 13 as an offensive coordinator. Smith has a son, Troy, and he and his wife, Megan, are parents of one daughter, Lane.



#### SMITH'S COACHING LEDGER

Year	Team	Position
2018	Houston Texans	Assistant Special Teams
2015-17	Oakland Raiders	Assistant Special Teams
2012-14	San Francisco 49ers	Special Teams Assistant
2011	Seattle Seahawks	Coaching Assistant
2009-10	Cleveland Browns	Special Teams Assistant
2006-08	Utah State	Tight Ends
2005	LSU	Offensive Graduate Assistant
2004	Stephen F. Austin	Tight Ends/Video Coordinator

## COACHING STAFF



### BILLY J. VOLTAIRE

ASSISTANT STRENGTH AND CONDITIONING /  
PERFORMANCE THERAPIST

1ST SEASON WITH TEXANS / 4TH NFL SEASON



Billy J. Voltaire begins his fourth season in the NFL and first with the Houston Texans as an assistant strength and conditioning coach/performance therapist in 2018.

Voltaire serves on Senior Director of Sports Performance Luke Richesson's staff after both joined the Texans from the Denver Broncos. He assists with the implementation of the strength training program under the direction of Richesson and organizes and disseminates sports performance data obtained from the global positioning system.

Voltaire was an assistant athletic trainer/physical therapist with the Broncos from 2015-17 where he assisted with rehab and communicated

sports performance data with the medical staff as it pertains to return to play for injured players.

Voltaire attended Florida Atlantic University where he received a bachelor's degree in exercise science and health promotion in 2007. Voltaire also earned his doctorate in physical therapy from Long Island University in 2012 and a master's degree in athletic training from Florida International University in 2015. Additionally, Voltaire is a board certified sports rehabilitation specialist and a certified strength and conditioning specialist.

Originally from Jamaica, N.Y., Voltaire and his wife live in Pearland, Texas with their two-year-old son, Sebastian Carter.



#### VOLTAIRE'S COACHING LEDGER

2018	Assistant Strength and Conditioning / Performance Therapist	Houston Texans
2015-17	Assistant Athletic Trainer / Physical Therapist	Denver Broncos
2012	Student Athletic Trainer	New York Liberty (WNBA)
2008-10	Head Strength and Conditioning Coach	Manhasset (N.Y.) High School





## ANTHONY WEAVER

### DEFENSIVE LINE

3RD SEASON WITH TEXANS / 14TH NFL SEASON

03 16  
Division Titles



Anthony Weaver enters his third season as defensive line coach for the Houston Texans in 2018. He is in his seventh season as an NFL coach after a seven-year playing career, including three seasons with the Texans (2006-08).

Under Weaver's tutelage in 2017, DE/OLB Jadeveon Clowney finished second in the NFL in tackles for loss with a single-season career high and team-high 21. Clowney also set single-season career highs in sacks (9.5), quarterback hits (21), forced fumbles (two), fumble recoveries (two), total tackles (59), games played (16) and games started (16) en route to earning a second consecutive Pro Bowl nod.

NT D.J. Reader became a force for the Texans in his second NFL season in 2017. Reader set single-season career highs in total tackles (47), solo tackles (23), quarterback hits (six), tackles for loss (three) and games started (14). He also tied his single-season career high in sacks with 1.0 despite missing Weeks 16-17.

The Texans defense had the fourth-most tackles for loss in a single season in franchise history with 85 in 2017 and had 26 different players record at least one tackle for loss, which led the NFL and set a single-season franchise record for most players with a tackle for loss. The Texans also had 32 sacks as a team and an NFL-high and a franchise-record 18 different players with at least 0.5 sacks. Houston tied for fifth in the league with four defensive touchdowns and allowed the lowest opponent rushing average in team history at 3.97 yards per carry.

The Texans, who won their second straight AFC South division championship in 2016 and advanced to the Divisional Round for the first time since 2012, finished the season with the NFL's top-ranked defense for the first time in franchise history in 2016, surrendering an average of only 301.3 total net yards per game. They also gave up the fewest first downs (17.0) and second-fewest net passing yards (201.6) per game. From Weeks 8-17, Houston allowed an average of 71.9 net rushing yards per game and opponents only scored three rushing touchdowns during that span, both of which led the league.

Weaver assisted with Clowney's transition to playing defensive line in 2016. The former No. 1 overall pick earned Pro Bowl honors for the first time in his career after posting then-personal bests in tackles (52), sacks (6.0), tackles for loss (16), quarterback hits (17) and games played/started (14).

Despite the absence of DE J.J. Watt, the Texans received strong play from multiple young players along the defensive line, as it was the first time in franchise history three rookie defensive linemen started at least one game (NT D.J. Reader, DE Joel Heath and DE Ufomba Kamalu).

Reader, who appeared in all 16 games, made seven starts, which was the fifth-most by a rookie defensive lineman in franchise history and the most since Watt in 2011. Against Oakland in the Wild Card Round, Reader became the third rookie in franchise history to record a sack in the

postseason, joining Watt and OLB Brooks Reed.

Heath appeared in 12 games for the Texans in 2016 and his six starts were the most by a college free agent rookie defensive lineman in team history. In Week 17 vs. Tennessee, Heath became the first college free agent rookie in franchise history and only college free agent rookie in the NFL in 2016 with 2.0 sacks in a game.

Before joining the Texans, Weaver spent the previous two years (2014-15) in the same role with the Cleveland Browns, where he helped develop multiple players. Weaver worked with DE Desmond Bryant, who led the team in sacks with a career-high 6.0 in 2015 after finishing second on the team with 5.0 in 2014. Bryant had only recorded 5.0-or-more sacks in a season once before. Additionally, Weaver helped with the development of Browns rookie first-round pick DT Danny Shelton and undrafted rookie DT Jamie Meder.

In 2014, the Browns defensive line was plagued by injuries with starters Phil Taylor (11 games missed), Armonty Bryant (11 games missed) and John Hughes (nine games missed) missing significant action, which forced the team into 10 different starting lineup combinations. Despite being hindered by injuries, Weaver's unit contributed to a defense that led the league in opposing quarterback passer rating (74.1) and finished tied for fourth in the NFL in takeaways (29).

In 2013, Weaver served as the defensive line coach for the Buffalo Bills, where his defensive linemen accounted for 47 of the Bills' 57 sacks, a franchise record and the second most in the NFL in 2013. Buffalo was the only team to have three players record double-digit sacks, including DE Mario Williams leading the team and finishing fourth in the NFL with 13.0. DT Kyle Williams registered a career-high 10.5 sacks and DE Jerry Hughes added 10.0. DT Marcell Dareus posted a career-best 7.5 sacks and was selected to the Pro Bowl along with Mario and Kyle Williams.

Prior to Buffalo, Weaver spent the 2012 season as the assistant defensive line coach with the New York Jets. He also spent the 2011 campaign as the linebackers coach at the University of North Texas after beginning his coaching career as a defensive graduate assistant at the University of Florida in 2010.

Before his coaching career, Weaver played seven seasons (2002-08) as a defensive end in the NFL, including four with the Baltimore Ravens (2002-05) and three with the Texans at the end of his career (2006-08). After being drafted in the second round (52nd overall) by the Ravens in 2002, Weaver appeared in 103 career regular season games (98 starts) and recorded 260 tackles, 15.5 sacks, three interceptions, five forced fumbles and five fumble recoveries.

A native of Saratoga Springs, N.Y., Weaver was a four-year starter at Notre Dame and earned All-American honors as a standout college player.

Weaver and his wife, Kristin, have two sons, Anthony Jr. and Justus.

COACHING STAFF



WEAVER'S COACHING LEDGER		
2016-18	Defensive Line	Houston Texans
2014-15	Defensive Line	Cleveland Browns
2013	Defensive Line	Buffalo Bills
2012	Assistant Defensive Line	New York Jets
2011	Linebackers	North Texas
2010	Graduate Assistant	Florida





## WES WELKER

### OFFENSIVE / SPECIAL TEAMS ASSISTANT

2ND SEASON WITH TEXANS / 14TH NFL SEASON



Wes Welker enters his second season as an offensive and special teams assistant with the Houston Texans in 2018 after a 12-year playing career.

In his first season on staff in 2017, WR DeAndre Hopkins was named to the Associated Press NFL All-Pro First Team for the first time in his career after posting 96 receptions for 1,378 yards and a franchise-record 13 touchdowns in 2017, making him one of 14 players in NFL history to post those numbers in a season and the third-youngest ever to do so. Hopkins finished the season ranked first in the NFL in targets (174), sixth in receptions (96), fourth in receiving yards (1,378), first in receiving touchdowns (13), fourth in receiving first downs (69), first in receptions over 25 yards (17) and third in 100-yard receiving games (five).

In 2017, Texans receivers tied for the fewest dropped passes in a single season in franchise history with only 14. Hopkins (13 receiving touchdowns) and WR Will Fuller V (seven) combined for 20 receiving touchdowns, which was the most by any pair of teammates in the NFL on the season and the most by any pair of teammates in franchise history. The Texans had two receivers with seven-or-more touchdown receptions in a season one other time in franchise history (2008).

Fuller V missed Weeks 1-3 and 11-13 in 2017 but compiled 28 receptions for 423 yards (15.1 avg.) and a single-season career-high seven touchdowns in 10 games. Fuller scored a touchdown on seven of his first 11 receptions of the season. Since 1991, no player in the NFL has reached seven receiving touchdowns on fewer receptions in a season. WR Bruce Ellington and WR Braxton Miller also had career years with the Texans in 2017. Ellington set new single-season career highs in receptions (29), receiving yards (330) and tied his career high in touchdowns (two) in 11 games (six starts). Miller logged career highs in receptions (19), receiving yards (162), receiving average (8.5) and tied his career high in touchdowns (one) in 11 games (three starts).

The Texans scored 30-or-more points six times in 2017, which tied the franchise record for the most games with 30-or-more points in a season (2012). Houston also threw for the third-most passing touchdowns in a single season in franchise history (28) and the most 25-plus yard completions in a single season in franchise history (38). In Week 4 vs. Tennessee, the Texans scored the most points in a game in franchise history with 57, scored a team-record seven touchdowns and won by the

largest margin of victory in Texans history with a 43-point win.

Welker played 12 seasons with the San Diego Chargers (2004), Miami Dolphins (2004-06), New England Patriots (2007-12), Denver Broncos (2013-14) and St. Louis Rams (2015). One of the most decorated undrafted players of all time, Welker was elected to the Pro Bowl five times (2008-12) and led the NFL in receptions three times (2007, 2009 and 2011). He also holds the record for most receptions by an undrafted player in NFL history (903) to go along with 9,924 career receiving yards and 50 career receiving touchdowns.

Welker was selected to the Pro Bowl or All-Pro Team in every season of his Patriots career, including in 2008 when Texans Head Coach Bill O'Brien was his position coach. Welker holds numerous franchise records for New England, including the five highest single-season reception totals in Patriots history (2007-09, 2011-12) and the franchise record for receiving yards in a season (1,569 in 2011). Additionally, he holds the franchise records for most receptions in a single game (16), most receiving yards in a single game (217), longest reception (99 yards) and most career receptions (672). Welker was the first player in NFL history to put together five 100-reception seasons and is still the only player in NFL history with five 110-reception seasons.

To begin his NFL career (2004-06), Welker put up the second most all-purpose yards (6,216) in NFL history in a player's first three seasons, trailing only Gale Sayers, and still holds the Dolphins all-time records for total kickoff returns (166), kickoff return yardage (3,756) and total punt returns (127). Welker spent the 2013 and 2014 seasons with the Broncos, where he participated in his third Super Bowl, and then played eight games for the Rams in 2015 before retiring from the NFL.

Over his four-year career at Texas Tech University, Welker totaled 259 receptions for 3,019 yards and 21 touchdowns to go along with 79 rushes for 456 yards and two touchdowns. He also scored eight touchdowns returning punts in his college career, which is still tied for the NCAA record. In 2003, Welker won the Mosi Tatupu Award, given annually to the best special teams player in college football, and was named to the Sports Illustrated All-Decade Team as a punt returner.

Welker and his wife, Anna, have one son, Carter, and one daughter, Caroline.



#### WELKER'S COACHING LEDGER

2017-18 Offensive/Special Teams Assistant

Houston Texans

# TEXANS COACHES IN THE BIG GAME

Houston's coaching staff features eight members who have played and/or coached in the NFL's biggest game, the Super Bowl. In total, Texans coaches have participated in 26 Super Bowls and won 13 championships. They are listed below:

## COACHED

NAME	POSITION	TEAM	SUPER BOWL(S)	RECORD
Romeo Crennel	Special Teams	New York Giants	XXI#	5-1
	Defensive Line	New York Giants	XXV#	
	Defensive Coordinator	New England Patriots	XXXI, XXXVI#, XXXVIII#, XXXIX#	
Mike Eubanks	Assist. Strength and Conditioning	Denver Broncos	XLVIII, 50#	1-1
Jason George	Assist. Strength and Conditioning	Denver Broncos	XLVIII	0-1
Bill O'Brien	Offensive Coordinator	New England Patriots	XLVI	0-2
	Offensive Assistant	New England Patriots	XLII	
Luke Richesson	Head Strength and Conditioning	Denver Broncos	XLVIII, 50#	1-1
Sean Ryan	Wide Receivers	New York Giants	XLII#, XLVI#	2-0
Brad Seely	Special Teams	New England Patriots	XXXVI#, XXXVIII#, XXXIX#, XLII, XLVII	3-2
Billy J. Voltaire	Assist. Athletic Trainer	Denver Broncos	XLVIII, 50#	1-1

# - Denotes winning team



Head Coach Bill O'Brien (left), Assistant Head Coach / Defensive Coordinator Romeo Crennel (center) and Special Teams Coordinator Brad Seely (right) gained Super Bowl coaching experience with the New England Patriots. The trio has combined for an 8-3 record in Super Bowls.

## PLAYED

NAME	POSITION	TEAM	SUPER BOWL(S)	RECORD
Mike Devlin	OL	Buffalo Bills	XXVIII	0-1
Wes Welker	WR	New England Patriots	XLII*, XLVI*	0-3
	WR	Denver Broncos	XLVIII*	

\* - Denotes starter

# - Denotes winning team



Offensive Line Coach Mike Devlin (left) appeared in Super Bowl XXVII as a rookie with the Buffalo Bills while Offensive / Special Teams Assistant Wes Welker (right) started Super Bowl XLVIII for the Denver Broncos.





**HOUSTON**  
**TEXANS**

**FOOTBALL  
OPERATIONS**



### MATT BAZIRGAN

#### DIRECTOR OF PLAYER PERSONNEL



Matt Bazirgan joined the Houston Texans in the role of director of player personnel in May 2018 after a 14-year stint with the New York Jets. He provides a supervisory and leadership role to both the pro and college scouting departments and the Texans player evaluation process, while directing the team's pro personnel operation.

Bazirgan spent the 2017 season as the Jets' director of college scouting following two seasons as the director of pro personnel and two years as the assistant director of pro personnel.

Originally joining the Jets as a pro personnel intern and college scouting assistant in 2004, Bazirgan spent eight seasons as a college area scout. Prior to his time in New York, he served two seasons as a graduate assistant coaching defensive ends and linebackers at Springfield College while earning a master's degree in sport management.

In 2001, he worked with the wide receivers as a coaching intern at his alma mater, Bates College in Lewiston, Maine. He also spent the 2000 season with the Elancourt Templiers in France as a player and coach.

Bazirgan graduated from Bates College in 2000 with a degree in English. He was a three-year starter at quarterback and a team captain in his senior season. Bazirgan and his wife, Jess, reside in Houston with their four children: sons, Brody, Charlie and Dansby, and daughter, Elizabeth.



### ROB KISEL

#### DIRECTOR OF PRO PERSONNEL



Rob Kiesel is in his 14th season with the Houston Texans and second as the director of pro personnel. The 2018 campaign will be his 21st season in the NFL.

Kiesel works closely with Director of Player Personnel Matt Bazirgan and supervises all pro player evaluation, the advance scouting process, free agency and the monitoring of player transactional movement in all professional leagues.

Kiesel re-joined the Texans in 2012 as a college scout after spending five years as the director of operations for BLESTO. He previously worked in the Texans personnel department for seven years as a pro scouting assistant (2000-01), college scout (2002-03) and pro scout (2004-07).

Kiesel was tabbed as BLESTO's director of operations in 2007, replacing legendary scout Jack Butler and helping lead the scouting service's move to Jacksonville, Fla. from Pittsburgh, Pa.

Kiesel first came to Houston after serving as the draft room coordinator for the Washington Redskins from August 1999 through April 2000. He got his start in the NFL as a training camp intern with the Redskins from 1995-97 before serving as a scouting intern with the team from July 1998 until June 1999. In addition, Kiesel interned for the World League's London Monarchs during the 1997 season and was a labor relations intern at the NFL Management Council in 1999.

A native of Clearwater, Fla., Kiesel earned his bachelor's degree in communications for business from Florida State University, where he served as a student assistant for Head Coach Bobby Bowden in the football office for four years.

Kiesel and his wife, Liz, have three daughters, Alexandra, Gabrielle and Ivy.



## PLAYER PERSONNEL



### JAMES LIIPFERT DIRECTOR OF COLLEGE SCOUTING



James Liipfert joins the Houston Texans in 2018 as the director of college scouting. Liipfert runs the college scouting operation in its preparation for fall scouting, all-star games, the NFL Combine, pro days and the NFL Draft.

Prior to joining the Texans, Liipfert spent nine seasons with the New England Patriots, where he was part of nine division titles, four AFC championships and victories in Super Bowl XLIX and LI. He spent his final three seasons as a national scout (2015-17) after four years as an area scout (2011-14) and two as a scouting assistant (2009-10).

Liipfert came to the Patriots following his graduation from Georgia Tech, where he was a three-year letterman as a linebacker and special teams player for the Yellow Jackets. He received his bachelor's degree in management in December 2008.

Originally from Marshallville, Ga., Liipfert graduated from Westfield High School, where he earned all-state honors in both football and baseball.

Liipfert resides in Manvel, Texas with his wife, Lacy, and his son, Bo.



### C.J. LEAK ASSISTANT DIRECTOR OF PRO PERSONNEL



C.J. Leak is in his first season as assistant director of pro personnel for the Houston Texans in 2018. Leak assists Director of Player Personnel Matt Bazirgan, Director of Pro Personnel Rob Kiesel and the Texans coaching staff with duties related to player assessment, advance scouting of opponents and data maintenance.

Leak comes to Houston following two seasons (2016-17) as a combine scout for the New Orleans Saints. Prior to New Orleans, Leak spent eight seasons (2008-15) with the Buffalo Bills' player personnel department, including three as a college area scout. He received his start with the Bills as a pro personnel assistant and then worked three years as the team's BLESTO scouting representative.

Leak first joined the front office ranks on the collegiate level. He spent three seasons (2005-08) as a defensive graduate assistant/recruiting quality control coach at the University of Florida under current Ohio State head coach Urban Meyer.

Before joining the NFL front office ranks, Leak spent a portion of the 2006 season on the Bills' practice squad and spent the 2007 preseason with the Tampa Bay Buccaneers. As a collegiate athlete, he spent two years at Wake Forest before transferring to Tennessee to finish out his playing career.

Leak graduated from Tennessee in 2004 with a bachelor's degree in sociology. His father, Curtis, was drafted by the Green Bay Packers in 1976 and spent four years in the National Football League with Green Bay, Pittsburgh, Tampa Bay and the Los Angeles Rams. Leak's younger brother, Chris was the quarterback for the 2006 National Champion Gators.

Leak and his wife, Jenitza, reside in Houston with their two sons, Tre' and Adriel, and daughter, Jesleni.

## PLAYER PERSONNEL



**CHRIS BLANCO**  
PRO SCOUT

12 15 16  
Division Titles



Chris Blanco enters his seventh season with the Houston Texans and second as a pro scout. Blanco previously served as a player personnel scout for three seasons and worked as an interim pro scout from February to May 2014 after serving as the pro personnel assistant starting in June 2012.

In his current role, Blanco evaluates professional players from the NFL and other leagues in addition to college prospects from various regions. He also does advance scouting of Texans opponents, assists with player workouts, attends college pro days and conducts positional cross-check evaluations for free agency and the NFL Draft.

Blanco was a two-year starter at cornerback at Dartmouth College from 2003-07, where he earned his degree in sociology. In addition to playing football for the Big Green, Blanco also was a member of the Dartmouth boxing team.

Blanco is a graduate of the University of Iowa College of Law, where he was the co-founder and co-president of the Sports Law Society and served as a recruiting assistant for the Hawkeyes football team.

Blanco, a native of La Mirada, Calif., resides in Houston.



**STEVEN PRICE**  
PRO SCOUT

15 17  
Division Titles



Steven Price joins the Houston Texans in 2018 as a pro scout. The 2018 season will mark his 14th in the NFL.

Prior to joining the Texans, Price spent eight seasons with the Minnesota Vikings personnel department and worked as an area scout on the college scouting side in 2017. In his role, he created early stage evaluations on NFL-level talent by evaluating college players in the Midwest region. Price served as a personnel intern for the Vikings in the 2010 and 2011 seasons.

Price began his NFL career at a young age as he worked in the Carolina Panthers equipment room from 2002-05. In 2007, he interned in the Panthers' public relations department. Price would then join the Vikings staff for the 2008 season as an operations intern before attending graduate school. While with the Vikings, Price assisted the player development department aiding rookies in their transition to the NFL and preparing players for life after football.

The Charlotte, N.C. native graduated from North Carolina A&T with a bachelor's degree in speech communication in 2007. Between stints with the Panthers and Vikings, Price returned to school during 2009-10 and received his MBA in sports management from San Diego State University.



## PLAYER PERSONNEL



### FRANTZY JOURDAIN NATIONAL SCOUT

03 04 05 06 07 09 10 11 12 13 14 15 16  
Division Titles

AAAAA  
'03 '04 '07 '11 '14



Frantzy Jourdain enters his second season as a national scout with the Houston Texans after serving as a college scout in 2016. The 2018 campaign will be his 16th season in the NFL.

Before coming to Houston, Jourdain spent 13 years (2003-15) with the New England Patriots personnel department, including the final 11 years as an area scout. He was originally hired by New England as a player personnel assistant in 2003.

Jourdain spent the 2002 season as the secondary coach and co-special teams coordinator at Duquesne University. That season, the Dukes led Division I-AA in interceptions, scoring defense and fewest total yards allowed per game.

Jourdain attended the University of Rhode Island (1993-97), where he was a three-year starter for the Rams at running back and strong safety. He also attended North Carolina Central University, where he coached running backs and worked on a master's degree in criminology from 1998-2000.



### MOZIQUE MCCURTIS NATIONAL SCOUT

10 11 12 15 16  
Division Titles



Mozique McCurtis enters his first season as a national scout for the Houston Texans and ninth season overall with the team. The 2018 season will be his 10th year in the NFL.

Prior to transitioning to national scout, McCurtis worked three seasons as a college scout (2015-17), covering the Southeast region. McCurtis served as a pro scout during the 2014 season, where he was responsible for evaluating players on the Texans roster, other NFL rosters and street free agents. He also worked on advance scouting of Texans opponents.

McCurtis originally joined the Texans as a pro scouting assistant from 2010-11 before being elevated to player personnel scout from 2012-13.

Before coming to Houston in 2010, McCurtis was a pro scouting assistant for the Seattle Seahawks.

McCurtis was a three-year letterman as a defensive back at the University of Southern California, where he helped the Trojans win three conference titles and two Rose Bowl titles while playing for current Seattle Seahawks Head Coach Pete Carroll. He graduated from USC in 2008 with a degree in history.

McCurtis, a San Diego native, resides in Austin, Texas.



**BAILEE BROWN**  
SOUTHWEST AREA SCOUT



Bailee Brown enters his first season as southwest area scout with the Houston Texans. The 2018 season will be his sixth overall in the NFL.

Brown is primarily in charge of scouting all college football players in the Southwest region, including Texas, Oklahoma, Nebraska, Kansas, Arkansas, Louisiana and Mississippi.

Prior to joining the Texans, Brown spent five seasons with the New Orleans Saints. He joined the team as a scouting intern in 2013 and was promoted to scouting assistant for the 2014-16 seasons. In 2017, he was tasked with the additional responsibilities of covering the region of North Dakota, South Dakota, Nebraska, Minnesota, Montana, Idaho and Washington. While in New Orleans, Brown was part of the Saints personnel staff that drafted RB Alvin Kamara, the 2017 NFL Offensive Rookie of the Year, and CB Marshon Lattimore, the 2017 NFL Defensive Rookie of the Year.

Brown began his NFL career as an equipment intern with the Arizona Cardinals (2011-12), where he helped clean and distribute gear to players and worked with the defensive backs during practices.

Brown graduated from Texas A&M University in 2014 with a degree in sports management and minors in business and economics. Originally from Denton, Texas, Brown and his wife, Paige, currently live in Prosper, Texas.



**RYAN CAVANAUGH**  
MIDWEST AREA SCOUT



Ryan Cavanaugh was hired by the Houston Texans in the spring of 2009 as an area scout and covers the Midwest region. The 2018 season will be his 10th year with the team.

Prior to joining the Texans, Cavanaugh spent eight seasons with the Indianapolis Colts' scouting department, including six as an area scout. He joined the Colts organization in January 2001 after spending the 2000 minicamp and training camp in the club's operations department.

Cavanaugh graduated from Appalachian State University in December 2000 with a bachelor's degree in commercial recreation management.

Cavanaugh was born in Raleigh, N.C. He is married to the former Melissa Anne Searls of Greensboro, N.C., where they reside with their daughters, Mallory Anne and Samantha Lee.



## PLAYER PERSONNEL



### **BRAD MATHEWS** NORTHEAST AREA SCOUT

15 16  
Division Titles



Brad Mathews is in his second season as northeast area scout for the Houston Texans. He is in his fourth overall season with the team.

As a pro personnel assistant from 2015-16, Mathews managed the team's online scouting database, evaluated players across the NFL and assisted with advance scouting reports on upcoming opponents. He also ran local pro days and cross-checked college prospects leading up to the NFL Draft.

Prior to joining the Texans, Mathews worked at his alma mater, Tulane University. He started as a volunteer intern for the 2013 season and was promoted to recruiting/player personnel graduate assistant for the 2014 campaign and again to assistant director of player personnel shortly before joining Houston in July 2015.

Before Tulane, Mathews served as a football operations intern for the Pittsburgh Steelers during training camp in 2013.

Mathews graduated from Tulane in 2013 with a bachelor's degree in finance. Originally from Atlanta, he now resides in Houston.



### **JOHN RITCHER** SOUTHEAST AREA SCOUT

15  
Division Titles



John Ritcher joins the Houston Texans in 2018 as southeast area scout. The 2018 season will be his eighth year in the NFL.

Prior to joining the Texans, Ritcher spent six seasons (2012-17) with the Arizona Cardinals after joining the team's scouting department in May 2012. Before serving as the southeast area scout for Arizona, Ritcher worked as a scouting assistant with the Miami Dolphins in 2011.

Prior to making the jump to the NFL, Ritcher spent three seasons on the strength and conditioning staff at Florida State University (2008-10).

During his professional football career, Ritcher played fullback and linebacker for the Georgia Force in the Arena Football League in 2007. With the Force, Ritcher had 20 carries for 58 yards and a touchdown to go along with two receptions for 20 yards and two touchdowns.

Ritcher played collegiately at North Carolina State University and was a four-year letterman as a tight end and had 16 receptions for 138 yards and one touchdown. He was honored with the Mike Hardy Award in 2004, given to the player who shows a winning attitude and plays beyond his capabilities, as well as the 2005 Bob Warren award for integrity and sportsmanship.

Ritcher graduated from N.C. State with a bachelor's degree in zoology in 2005 and received a master's degree in sport management from Florida State in 2010.

Originally from Buffalo, N.Y., Ritcher has two sons, James and Jack, and a daughter, Sophia. He and his wife, Ashley, reside in Raleigh, N.C.

## PLAYER PERSONNEL



**NATHAN TROTT**  
WESTERN AREA SCOUT

11 12 15 16  
Division Titles



Nathan Trott is in his 12th year with the Houston Texans and 10th as western area scout. Trott previously served as the pro scouting intern for the Texans during the 2007 and 2008 seasons.

Trott grew up around the game with his father, Bob Trott, being a longtime coach in both the NFL and college ranks. Nathan served as an intern with the Cleveland Browns during the summers of 2005 and 2006, assisting in youth development, the equipment room and the coaching staff.

Trott played cornerback at Elon University from 2003-07, where he earned his degree in sports management.

A native of Fayetteville, Ark., Trott now resides in Phoenix.



**BLAISE TAGGART**  
NFS AREA SCOUT

15 16  
Division Titles



Blaise Taggart enters his second season as NFS area scout for the Houston Texans. He is in his fourth year with the team after serving as a college scouting assistant from 2015-16.

In his current role, Taggart is one of 11 scouts in the NFL contracted to National Football Scouting (NFS) and provides reports for NFS member teams as well as the Texans. He primarily covers the Northeast region.

As a college scouting assistant from 2015-16, Taggart managed the team's online scouting database, cross-checked college prospects and conducted scouting visits to local schools and multiple collegiate all-star games. He also evaluated players across the NFL.

Before joining the Texans, Taggart served as a recruiting assistant at his alma mater, the University of Cincinnati, in 2014. He broke into the NFL as a football video assistant with the Cincinnati Bengals in 2013.

Taggart graduated from Cincinnati in 2013 with a degree in sport administration and minor in business administration. As an undergraduate, he worked for the UC football program as a recruiting department volunteer before earning a scholarship as a student video manager.

A native of Mars, Pa., Taggart and his wife, Alyx, reside in Pittsburgh and have a son, Major.



## PLAYER PERSONNEL



**TOM HAYDEN**  
COLLEGE SCOUTING COORDINATOR

13  
Division Titles



Tom Hayden enters his second season with the Houston Texans in 2018 and first as college scouting coordinator. Hayden served as a college scouting intern for the 2017 season.

In his current role, Hayden helps facilitate the year-long college scouting process, performs school visits and evaluates both college and pro players for the NFL Draft and free agent processes.

Prior to joining the Texans, Hayden spent four seasons (2013-16) with the Philadelphia Eagles' player personnel department. He served his final three years in Philadelphia as a scouting assistant after breaking into the NFL as a player personnel intern during the Eagles' 2013 NFC East championship season.

Hayden attended the University of Pennsylvania in Philadelphia, where he played the 2010 and 2011 seasons as a fullback and helped the Quakers capture the 2010 Ivy League championship. He graduated from The Wharton School of the University of Pennsylvania in 2014 with a bachelor's degree in economics and concentrations in finance and management.



**NAJJA JOHNSON**  
SCOUTING ASSISTANT



Najja Johnson joined the Houston Texans in the role of scouting assistant in May 2018. Johnson's primary responsibilities include assisting the player personnel department in the evaluation and report building for college and pro players.

Johnson came to Houston from the University at Buffalo, where he was promoted to director of player personnel in January 2018 following two seasons as a graduate assistant working primarily with the defense. He broke into the front office ranks with a stint as a graduate assistant at Western Kentucky in the spring of 2016.

A four-year letter winner (2009-13) and standout defensive back at the University at Buffalo, Johnson finished his Bulls career with the second-most pass breakups (38) in school history and led the MAC with five interceptions as a junior. He was named to the Jim Thorpe Award Watch List prior to his senior campaign in 2013 and garnered first-team All-MAC honors that season. Johnson holds two degrees from Buffalo: a bachelor's degree in history (2013) and a master's degree in education (2017).

Originally from Marietta, Ga., Johnson currently resides in Houston.

## PLAYER PERSONNEL



**GEORGE PANOS**  
SCOUTING ASSISTANT



George Panos is in his first season as a scouting assistant with the Houston Texans, where he is tasked with assisting the personnel staff in daily scouting duties relating to both the NFL and collegiate processes.

A former offensive lineman at the University of Wisconsin–Madison whose playing career was cut short by injury, Panos spent the 2017 season as a player personnel and recruiting assistant for the Badgers. He gained his first front office experience as football operations intern during the Buffalo Bills' 2017 training camp.

Panos graduated from Wisconsin with a degree in personal finance and a certificate in entrepreneurship. Originally from Hartland, Wis., he now resides in Houston.



**KEVIN KRAJCOVIC**  
FOOTBALL ADMINISTRATION COORDINATOR



Kevin Krajcovic enters his fourth season as the football administration coordinator for the Houston Texans. He spent the previous seven seasons as a football administration analyst with the team after serving as an intern for two years.

Krajcovic assists Senior Vice President of Football Administration Chris Olsen with negotiating player contracts and managing the Texans' salary cap.

Krajcovic graduated from Ohio University with two master's degrees in sports administration and business administration after earning his bachelor's degree in sports sciences.

A Cleveland native, Krajcovic now resides in Houston with his wife, Rachel.



## PLAYER PERSONNEL



### **RUSSELL JOYNER**

#### **DIRECTOR OF FOOTBALL INFORMATION SYSTEMS**

10 11 12 15 16  
Division Titles



Russell Joyner is in his eighth season with the Houston Texans and serves as the director of football information systems.

Joyner is responsible for designing, developing and supporting information systems for the Texans personnel department, football administration and coaching staff. He was promoted to his current role in February 2012 after serving as a football administration developer.

Before joining the Texans, Joyner served as a programmer analyst with the Atlanta Falcons (2007-10) and a support specialist with Virtual Systems (2005-07).

Originally from Lufkin, Texas, Joyner earned his bachelor's degree in business computer information systems from the University of North Texas. He also played two seasons of collegiate tennis at Henderson State University.

Joyner and his wife, Dusti, currently live in Missouri City, Texas with their two girls, Taylor and Sadie.



### **MICHAEL DORE**

#### **FOOTBALL APPLICATIONS PROGRAMMER**

15 16  
Division Titles



Michael Dore is in his fourth season as a football applications programmer with the Houston Texans. He assists Director of Football Information Systems Russell Joyner in building, maintaining and enhancing football-related applications utilized by the football operations staff.

Before joining the Texans, Dore performed analytics and programming in the healthcare industry for two years. He earned a bachelor's degree in science-business from the University of Notre Dame.

Originally from Orlando, Fla., Dore currently lives in Houston with his wife, Jenna.



### **WELLER ROSS**

#### **FOOTBALL ANALYTICS COORDINATOR**



Weller Ross is in his second season as football analytics coordinator for the Houston Texans. In his role, Ross is responsible for developing methods to analyze data relating to sport science, scouting, coaching and football administration.

As a football analytics intern with the Buffalo Bills from June 2015 to May 2016, Ross implemented statistical tools to analyze different aspects of football. He also served as an event logistics coordinator for three Super Bowls.

Ross graduated magna cum laude from the University of Tennessee with a degree in sport management in 2014 and earned his master's degree in sport management at Brock University in St. Catharines, Ont., Canada in 2017.

Ross and his wife, Gabrielle, reside in Houston.



## GEOFF KAPLAN

**SR. DIRECTOR OF SPORTS MEDICINE AND HEAD ATHLETIC TRAINER**



Geoff Kaplan is in his 10th season with the Houston Texans, where he serves as senior director of sports medicine/head athletic trainer. He spent his first eight years with the team as the director of sports medicine/head athletic trainer after 14 seasons as an assistant athletic trainer with the Tennessee Titans/Houston Oilers. The 2018 season marks Kaplan's 26th year in the NFL.

Kaplan and his staff were recognized by the Pro Football Athletic Trainers Society as the 2013 Athletic Training Staff of the Year, an annual award voted on by all NFL athletic trainers. It was the second time Kaplan has won the award, first doing so following the 2000 season as a member of the Tennessee Titans training staff.

Kaplan joined the Houston Oilers full-time in 1995 after serving as a season-long intern in 1994. Prior to joining the Oilers, Kaplan was a season-long intern with the Green Bay Packers in 1993.

A native of Parsippany, N.J., Kaplan earned his degree in physical therapy and a certificate in athletic training from the University of Wisconsin-Madison. He continued his education by becoming a certified strength and conditioning specialist in 1997 and completed his master's degree from Tennessee State University in the summer of 2003.

In 2005, Kaplan was certified as a clinical specialist in sports physical therapy by the American Board of Physical Therapy Specialists. Kaplan frequently lectures on a variety of sports medicine topics, including the rehabilitation of athletic injuries, to local and national organizations, hospitals and universities.

Kaplan has continued to advance his education, becoming certified in Graston soft tissue mobilization (2009) and Functional Dry Needling (2013).

Geoff and his wife, Shelly, have two sons, Everett and Sawyer. They reside in Missouri City, Texas.



## LADD HARRIS

**DIRECTOR OF PERFORMANCE NUTRITION**



Ladd Harris joins the Houston Texans in 2018 as the director of performance nutrition. As a part of the Texans, his primary role is to create dietary systems to promote optimal physical performance, accelerate healing and help extend career longevity.

During the 2017 season, Harris served as the director of performance nutrition for the Oakland Raiders. Prior to joining the NFL, Harris was the tactical sport dietitian for the United States Army Special Operations Command at Fort Bragg, N.C. from 2012-17. During his time there, Harris' primary responsibility was to improve the dietary standards and food quality for the dining facility where the soldiers he worked with ate on a daily basis. He also worked to implement nutritional systems that improved nutrient timing, hydration, injury recovery and deployment nutrition.

From 2011 to 2012, Harris served as the assistant sport dietitian at the University of Oregon and from 2010 to 2011 he was the sports nutrition intern at the University of Utah.

Prior to earning his master's degree in sports nutrition from Utah in 2011, Harris earned his bachelor's degree in nutrition science from Utah State University. Harris and his wife, Marina, currently reside in Houston.





## ROLAND RAMIREZ

**DIRECTOR OF REHABILITATION/ASSOC. HEAD  
ATHLETIC TRAINER**



Roland Ramirez is in his 11th season with the Houston Texans and second as director of rehabilitation/associate head athletic trainer after spending nine years as rehabilitation coordinator/assistant athletic trainer.

Before joining the Texans, he held the same position with the Atlanta Falcons during the 2007 season and served as a contract athletic trainer for the Tennessee Titans during the 2005 and 2006 seasons. Ramirez also worked as an assistant athletic trainer for the Nashville Kats Arena Football team (AFL) during the 2006 season.

In 2016, Ramirez was the recipient of the AFC Tim Davey Assistant Athletic Trainer of the Year Award, which is presented annually by the Professional Football Athletic Trainers Society (PFATS). The award is emblematic of the commitment, dedication and high level of integrity that Tim Davey, an employee of the New York Jets and the NFL for 33 years (1969-2002), brought to the profession of athletic training and is representative of the level of service he dedicated to his surrounding community.

In 2013, Ramirez and the Texans sports medicine staff were recognized by PFATS as the Athletic Training Staff of the Year, an annual award voted on by all NFL athletic trainers.

Prior to entering the ranks of the NFL, Ramirez worked as a physical therapist in an orthopedic and sports medicine clinic while completing his graduate work in athletic training. He earned a dual master's degree in physical therapy and athletic training from the Texas Tech University Health Sciences Center in 2004 and 2005, respectively. Ramirez completed his undergraduate work at Texas Tech, where he played football from 1998-99.

As a graduate student, Ramirez served as an athletic trainer for the baseball teams at Wayland Baptist University and Lubbock Christian University. He also worked with the Texas Tech football team during the 2004 season and served as a strength and conditioning coaching intern prior to the 2004 season.

Ramirez is board certified as a clinical specialist in sports physical therapy by the American Board of Physical Therapy Specialists. He also holds a certification as a strength and conditioning specialist and is the inventor of the DS2 Platform, a product used by numerous teams and rehab/fitness professionals across the country.

Ramirez and his wife, Misty, live in Missouri City, Texas with their two children, Kade and Tessa.



## JEREMY BAXTER

**ASSISTANT ATHLETIC TRAINER**



Jeremy Baxter is in his third season as assistant athletic trainer for the Houston Texans. In his role, he works directly with Senior Director of Sports Medicine/Head Athletic Trainer Geoff Kaplan.

Before joining the Texans, Baxter worked as a physical therapist and athletic trainer at Northwestern University (2012-16). He also served as a physical therapist at OrthoSport Physical Therapy (2010-12) and as an assistant instructor for Kinetacore Physical Therapy Education (2012-present), where he still works. Baxter began his pursuit of sports medicine as a student athletic trainer at the University of Oklahoma (2002-05).

Baxter earned his master's degree in physical therapy from the University of Oklahoma Health Sciences Center in 2008 and was certified as a sports clinical specialist by the American Board of Physical Therapy Specialists in 2012. He also earned a master's degree in athletic training from Texas Tech Health Sciences Center and was certified as an athletic trainer by the BOC in 2010.

Originally from Norman, Okla., Baxter now lives in Missouri City, Texas with his wife, Katie.



**URIAH MYRIE**  
ASSISTANT ATHLETIC TRAINER



Uriah Myrie enters his second season as an assistant athletic trainer for the Houston Texans, working under Senior Director of Sports Medicine/Head Athletic Trainer Geoff Kaplan on daily athletic training operations.

Myrie most recently worked with the Arizona State University football team in 2016, serving as a program assistant athletic trainer, specifically working with player rehabilitation.

Prior to his time at ASU, Myrie spent a season interning for the Buffalo Bills in 2015, was a graduate assistant with the University of Utah football program from 2012-14 and assisted Hudson Valley Community College in 2011-12. He broke into the NFL as a summer intern with the Carolina Panthers in 2009 and 2010.

The Albany, N.Y. native earned his bachelor's degree in athletic training from University of Delaware in 2011 before obtaining his master's degree in exercise and sport science from Utah in 2014.



**TRAVIS TURNER**  
ASSISTANT ATHLETIC TRAINER



Travis Turner is in his fourth season as assistant athletic trainer for the Houston Texans after serving as an intern for two additional years with the team (2013-14).

Turner assists Senior Director of Sports Medicine/Head Athletic Trainer Geoff Kaplan with all athletic training operations, including rehab, assessment, taping and treatment of injuries. Turner also supervises the staff's numerous interns, manages inventory and orders supplies.

In 2013, Turner and the Texans sports medicine staff were recognized by the Pro Football Athletic Trainers Society as the Athletic Training Staff of the Year, an annual award voted on by all NFL athletic trainers.

Before joining the Texans in 2013, Turner was an intern with the St. Louis Rams during the 2012 season and a graduate assistant at West Virginia University from 2010-12. In 2012, he was named Most Outstanding Graduate Assistant Athletic Trainer for his work with the Mountaineers. He started as a graduate assistant at HealthWorks Rehab and Fitness from 2010-12.

Turner graduated from Texas Lutheran University with a degree in athletic training in 2010. In 2015, he was recognized as a distinguished young alumni by TLU. He later earned a master's degree in athletic training from WVU.

Turner, a native of La Vernia, Texas, lives in Houston and is the son of Frank and Nancy Turner. He has two brothers, Dustin and Chance.





### **MIKE PARSON**

#### **DIRECTOR OF EQUIPMENT SERVICES**



Mike Parson is in his fourth season as director of equipment services for the Houston Texans and handles all equipment needs for the organization and team. He is in his 11th season with the Texans after serving as an equipment assistant for seven years.

In August 2017, Parson was a key figure in the Texans navigating the aftermath of Hurricane Harvey. After being diverted to Dallas to wait out the storm following a preseason game in New Orleans, Parson and his staff helped the team resume normal operations despite the challenging circumstances. He was also instrumental in the team moving training camp to The Greenbrier in White Sulphur Springs, W. Va. in 2017, which marked the first time the Texans held training camp outside the City of Houston in franchise history.

Parson joined the Texans equipment staff in 2008 after several internships with the New Orleans Saints and five years of experience at the collegiate level.

Parson worked minicamps and training camps for the Saints in 2001-02 and worked the full season with the team in 2005. That year, the staff overcame extraordinary challenges in the forced evacuation from New Orleans due to Hurricane Katrina. After departing New Orleans, the club's base of operations moved three times, including a last stop at a high school baseball stadium in San Antonio. The staff was awarded the Whitey Zimmerman Memorial Award, given annually to the NFL equipment staff that exceeds the usual demands of the position with excellent service.

Before breaking into the NFL, Parson was the equipment manager for four years at the University of New Orleans, where he oversaw the equipment operations for the entire athletic department. He also was equipment manager for Benedict College during the 2003 season.

Parson, a 2003 graduate of Mississippi State University with a bachelor's degree in physical education, was born in Vicksburg, Miss., and now resides in Houston.



### **RYAN GOWENS**

#### **EQUIPMENT SERVICES COORDINATOR**




Ryan Gowens is in his fourth season as equipment services coordinator with the Houston Texans. The 2018 season marks his 11th year in the NFL.

Gowens works with Director of Equipment Services Mike Parson to fit and order equipment for all Texans coaches and players. He also helps manage team equipment during practices and road games.

Before joining the Texans, Gowens worked for seven years as an associate equipment manager with the Jacksonville Jaguars (2005-06 & 2010-15). In 2007, he served as the head equipment manager at Murray State University.

Gowens was an assistant football equipment manager and the head baseball equipment manager at Texas A&M from 2008-10. He obtained a degree in business management and served as a student manager in College Station from 1999-2005.

Originally from Austin, Texas, Gowens now resides in Missouri City, Texas with his wife, Tiffany, who was a three-time All-American swimmer at Texas A&M. They have been married for more than 12 years and have a daughter, Quinn, and son, Brendan.



**KYLE KAMAU**  
EQUIPMENT SERVICES ASSISTANT



Kyle Kamau is in his fourth season as an equipment services assistant with the Houston Texans. He is in charge of fitting and maintaining the players' helmets and shoulder pads, as well as facilitating team practices by setting up drills and spotting balls.

Kamau also served as an equipment staff intern for the Texans in 2012 and was an assistant equipment manager for the Philadelphia Eagles for the 2013-14 seasons.

Kamau graduated from the University of Hawai'i at Manoa where he studied sociology. As a student at Hawai'i, he served as the football team's equipment manager.

Originally from El Cajon, Calif., Kamau and his wife, Nicki, currently live in Pearland, Texas. He has one brother, Brad, and his parents are Keoki and Barbara. Keoki was an athletic trainer in the NFL for 18 years with the Washington Redskins and San Diego Chargers.



**PATRICK COLEMAN**  
EQUIPMENT SERVICES ASSISTANT



Patrick Coleman joined the Houston Texans in the role of equipment services assistant in May 2018. This will be his seventh overall season in the NFL.

Coleman works with Director of Equipment Services Mike Parson on ordering, maintaining, transporting and issuing all clothing, gear and other equipment for Texans players, coaches, staff and front office personnel while assisting with practices and games.

Prior to joining the Texans, Coleman worked as the assistant director of football equipment operations for UCLA in 2017 and was eventually promoted to interim director of football equipment operations last spring. He is currently a member of the AEMA and working towards his certification.

Coleman served as an equipment assistant for the Washington Redskins from 2014-17 after internships with the Tampa Bay Buccaneers (2010), Miami Dolphins (2011) and Jacksonville Jaguars (2013). Coleman was also head equipment manager for the AFL's Orlando Predators in 2013 before joining the Jaguars.

Coleman was the head equipment manager for Gardner-Webb University from 2012-13. He attended the University of Mississippi and earned his bachelor's degree in exercise science in December 2010.

Originally from Louisville, Miss., Coleman currently resides in Houston.



**TIM BROG**  
DIRECTOR OF VIDEO OPERATIONS



Tim Brog is in his fourth season as the director of video operations for the Houston Texans. The 2018 season will mark his 11th year with the team.

Brog began his tenure as an intern with the Texans in July 2008. He was then hired as a video operations assistant in June 2009 before becoming assistant director of video operations in August 2011 and serving in that role for four years.

Prior to joining the Texans, Brog was the video coordinator for the Grand Rapids Rampage of the Arena Football League in his home state of Michigan during the 2008 season.

Brog is a graduate of Grand Valley State University, where he earned his bachelor's degree in broadcasting in 2008. While a student, Brog worked for the sports department at WOOD-TV 8 in Grand Rapids, Mich., filming high school and college athletic events.

Brog is from Middleville, Mich., and graduated from Thornapple Kellogg High School. He and his wife, Bianca, reside in Houston and have a daughter, Grace.



**COLBY BORDEN**  
ASSISTANT DIRECTOR OF VIDEO OPERATIONS



Colby Borden is in his first season as the assistant director of video operations for the Houston Texans.

Borden assists in the overall management of the video operations department, providing all aspects of digital video to coaches, scouts and players. Borden also serves as the lead editor for all practice and game film.

Before joining the Texans, Borden was an assistant video coordinator for the Auburn University football team (2017-18) and an athletics support assistant/video operations assistant for the University of Alabama (2016-17).

Borden received his bachelor's degree from the University of South Alabama, majoring in communications while receiving a minor in business. Borden also worked for the video operations staff at South Alabama.

Originally from Tuscumbia, Ala., Borden and his wife, Magan, reside in Houston.





**TOMMY STOESER**  
VIDEO OPERATIONS ASSISTANT



Thomas Stoesser is in his first season as a video operations assistant and fourth overall season with the Houston Texans. Stoesser assists with the filming and importing of all practice and game film, aids coaches with day-to-day operations and works directly with the scouting department for draft preparation.

Stoesser served as a video operations intern with the Texans from 2015-17. Prior to joining the Texans, Stoesser worked as a video operations intern with the Minnesota Vikings during the 2014 season and as a recruiting and player personnel department assistant at his alma mater, the University of Arizona, during the 2013 campaign.

Stoesser earned his bachelor's degree in communication and marketing from the Eller College of Management at the University of Arizona in 2013.

A native of Tucson, Ariz., Stoesser currently resides in Houston.



**ERIC VASILOFF**  
VIDEO OPERATIONS ASSISTANT



Eric Vasiloff is in his first season as the video operations assistant for the Houston Texans. In his role, Vasiloff films and edits the team's practices and games, produces highlight videos and provides video services for coaches and scouts.

Prior to joining the Texans, Vasiloff served as a video assistant for the 2017 Rose Bowl Champion Georgia Bulldogs and a video intern for the University of Georgia during the 2016 season.

Vasiloff earned a bachelor's degree in sports management from the University of Arkansas in 2016, where he served as a student video assistant for the Razorbacks from 2015-16.

A native of Mountain Home, Ark., Vasiloff resides in Houston with his wife, Elizabeth.



## BRENT NACCARA

### DIRECTOR OF SECURITY



Brent Naccara joins the Houston Texans in 2018 as the team's director of security. Naccara is responsible for coordinating safety and security for the team, coaching staff and executives. In his role, Naccara also develops and maintains communication and coordination with federal, state and local law enforcement agencies and serves as a liaison with the NFL security office to ensure the Texans are in compliance with NFL security policies and procedures. He also assists the personnel department with risk assessments and investigations regarding player or staff prospects.

Naccara comes to Houston after working as a special agent in the U.S. Department of the Interior, where he investigated federal crimes and conducted security assessments.

Prior to his time at the DOI, Naccara was a special agent in the U.S. Secret Service for 13 years. He served as Team Leader on the Counter Assault Team, providing worldwide tactical coverage for the President of the United States and his family and coordinating security operations with law enforcement and military units. Naccara also served on the Presidential Protection Detail, providing physical protection for the President and his family.

Naccara played fullback and linebacker at the University of Maine, where he earned all-conference honors in 1998 and graduated with a bachelor's degree in mass communications and advertising in 1999. He parlayed his standout collegiate career into a one-year stint with the New York Jets and two seasons with the New Jersey Gladiators of the Arena Football League.

Naccara and his wife, Jana, live in Houston with their two daughters, Brylee and Brooke.



## JEFF POPE

### SECURITY COORDINATOR



Jeff Pope is in his second season as security coordinator for the Houston Texans and third overall season with the team after serving as an intern in 2016. He assists Director of Security Brent Naccara in implementing security policies and procedures for all club-related events, including practices, team travel, stadium security and all aspects of gameday.

Before joining the Texans, Pope worked as a recruiting assistant for the University of Houston football team (2015-16) and helped the Cougars win the American Athletic Conference Championship and Chick-Fil-A Peach Bowl in 2015. He also spent time as an account executive/ticket sales (2015) and athletics intern (2014-15) at Rice University.

Pope played wide receiver at Bethune-Cookman University (2005-08) in Daytona Beach, Fla., where he was co-captain for the 2007 and 2008 teams. He graduated from Bethune-Cookman with a bachelor's degree in criminal justice in 2009 and earned his master's degree in sports management from Lasell College in 2014.

A native of Miami, Fla., Pope resides in Rosenberg, Texas with his wife, Dana, and son, Jeffery Pope Jr.



**JJ MOSES**  
**DIRECTOR OF PLAYER ENGAGEMENT**



JJ Moses enters his first season as the director of player engagement for the Houston Texans. He spent the previous 10 seasons as a Houston Texans ambassador.

In his current role, Moses is responsible for aiding players and their families in making a smooth transition from college to the NFL. Moses also helps players continue their educational programs and become involved in the Houston community.

Prior to joining the Texans, Moses started The Moses Group, LLC and spoke to Fortune 500 companies to inspire others to reach their full potential. He also served as a spokesman for Fuel Up To Play 60, a program focused on highlighting the importance of living a healthy lifestyle.

Moses played four seasons as a wide receiver and return specialist with the Green Bay Packers (2002), Houston Texans (2003-04) and Arizona Cardinals (2005) after being signed by the Kansas City Chiefs as a college free agent in 2002.

Prior to his NFL career, Moses was a four-year letterman at Iowa State University, where he earned a bachelor's degree in social sciences with a minor in history. In addition to his on-field accomplishments that included being named the Cyclones' team MVP, Moses was awarded the ISU Alumni Association Impact Award for his role in enhancing the reputation and visibility of the university in 2000.

Originally from Waterloo, Iowa, Moses now lives in Houston with his wife and two children.





### **KHALIL REED**

#### **FOOTBALL OPERATIONS MANAGER**



Khalil Reed enters his 11th season with the Houston Texans and third as football operations manager. Before being promoted to his current role, Reed spent six seasons as the team's security and player engagement manager. This will mark his 12th season in the NFL.

In his role, Reed oversees all aspects of team travel, including the planning, lodging and transportation needs of the organization. He is responsible for assisting in the day-to-day football operations and aides the Texans coaching staff in the coaches' booth on gamedays.

As the team's security and player engagement manager, Reed promoted security and player development initiatives with players, spouses, coaches, club executives and local police agencies. He also served as a co-facilitator and manager for club-level programming, such as the Rookie Development program, the Rookie Success program, the Professional Development program and the Rookie Transition Program.

Before joining the Texans, Reed was an events and operations summer intern with the Cleveland Browns in 2006. He also served as a media relations student assistant at Liberty University from 2004-07, where he earned his bachelor's degree in sports management.

A native of Jersey City, N.J., Reed resides in Houston with his wife, Phylicia.



# BY TREATING THE HOUSTON TEXANS, WE ARE BETTER ABLE TO TREAT YOU

As team doctors for professional athletes, Houston Methodist provides expert care to those who push their bodies to the limit. We're using advanced therapies to get Houston Texans players back on the field faster. Experience we then use to get you back to doing what you love.

Visit [houstonmethodist.org/inthegame](http://houstonmethodist.org/inthegame) for more information, or call **713.790.3333** to find a doctor in your area.



HOUSTON  
**Methodist**<sup>®</sup>  
ORTHOPEDICS &  
SPORTS MEDICINE

**OFFICIAL HEALTH CARE PROVIDER**







**HOUSTON**  
**TEXANS**



**TEXANS STAFF**



# HOUSTON TEXANS STAFF



**Jake Allhands**  
*Analytics Coordinator*



**Ashley Alsbaugh**  
*Marketing Coordinator*



**Cassandra Andrews**  
*Accounting Manager*



**Jerry Angel**  
*Senior Director of Corporate Development*



**Neera Arya**  
*Senior Marketing Coordinator*



**Derek Beeman**  
*Senior Director of Ticket Sales & Market Analytics*



**Lacey Berlau**  
*Senior Partnership Marketing Manager*



**Lauren Boone**  
*LSSE Marketing Coordinator*



**Rick Bornhauser**  
*Ticket Service & Hospitality Operations Coordinator*



**Chris Boulware**  
*Partnership Marketing Manager*



**Emily Brasseaux**  
*HR Generalist*




**Wes Brown**  
*Director of Corporate Development*



**Emily Bruss**  
*Senior Manager - Houston Texans Foundation*



**Chandler Carlson**  
*Senior Club Seat Coordinator*



**Dr. Michael Chang**  
*Team Emergency Physician*



**Jesse Clark**  
*Integrated Media Coordinator*



**Alex Comerota**  
*Senior Partnership Marketing Manager*



**Tamala Croasmun**  
*Controller*



**Litsa Darby**  
*Partnership Marketing Representative*



**Marvin Dave**  
*Office Services Manager*



# HOUSTON TEXANS STAFF



**Amber Davies**  
Administrative Assistant -  
Pro Personnel



**Sarah Dedmon**  
LSSE Senior Event  
Coordinator



**Chloe Delclos**  
Executive Assistant to  
Brian Gaine



**Cody Disbennet**  
Event Operations  
Manager



**Trang Do**  
Human Resources  
Manager



**Brad Doremus**  
Ticket Sales  
Representative



**Drew Dougherty**  
Texans Television Host &  
Sr. Integrated Media Manager



**Nathan Edwards**  
Communications Coordinator



**David Fletcher**  
General Manager -  
LSSE



**Dr. Steven Flores**  
Team Orthopedist



**Blaine Foreman**  
Senior Event & Operations  
Manager - LSSE



**Christian Freimuller**  
Premium Seating  
Representative



**Stephen Friedlander**  
Senior Account Executive -  
Houston Texans Luxe



**Susie Galvan**  
Executive Assistant -  
Chairman's Office



**Lauren Garner**  
Graphic Designer



**Alto Gary**  
Director of Cheerleader  
Programs & Coach



**Matt Gaudry**  
Director of Marketing



**Gavin Gehrt**  
Executive Producer -  
Director of Video Production



**Brian George**  
Director of Houston  
Texans Luxe



**Eva Graham**  
Executive Assistant to  
Chris Olsen & Doug West



# HOUSTON TEXANS STAFF



**Dr. Dana Harper**  
*Team Chiropractor*



**Disney Harris**  
*Partnership Marketing  
Event Manager*



**John Harris**  
*Texans Analyst & Integrated  
Media Manager*



**Ryne Harris**  
*Ticket Sales  
Associate*



**Courtney Hazen**  
*Receptionist*



**Gladys Hernandez**  
*General Accountant*



**Joni Honn**  
*Team Massage  
Therapist*



**Karissa Hudik**  
*Senior Event Services  
Coordinator*



**Dr. Thomas Hunt**  
*Team Orthopedist*



**Emily James**  
*Staff Accountant*



**Andrew Johnson**  
*Mascot Program  
Coordinator*



**Jeremy Jones**  
*Office Services  
Coordinator*



**Jan Kelly**  
*Risk Manager*



**Morgan Kleinschmidt**  
*Senior Community Relations  
Coordinator*



**Haley Kovar**  
*Administrative Assistant -  
College Scouting*



**Dr. Manickam Kumaravel**  
*Team Radiologist*



**Christine Laur**  
*Executive Assistant to  
Bill O'Brien*



**Allie LeClair**  
*Corporate Communications  
Manager*



**Aynav Leibowitz**  
*Digital Media  
Coordinator*



**Dr. David Lintner**  
*Team Orthopedist*



## HOUSTON TEXANS STAFF



**Faisal Lodhi**  
*Sr. Business Intelligence Developer & Database Administrator*



**Dr. Walter Lowe**  
*Team Medical Director/Head Team Physician & Orthopedist*



**Ciara Macaulay**  
*Creative Brand Manager*



**Omar Majzoub**  
*Communications Manager*



**Jackie Maldonado**  
*Director of Marketing*



**Bonny Marshall**  
*Executive Assistant to Jamey Rootes*



**Erica Martinez**  
*Ticket Distribution & Sponsor Ticket Coordinator*



**Sean Mathews**  
*LSSE Partnership Marketing Coordinator*



**Kayla Mauch**  
*Business Systems Analyst*



**Derek Mauney**  
*Senior IT Support Analyst*



**Kandyace Mayberry**  
*Senior Manager - Community Relations*



**Jay McDevitt**  
*Director of TV & Digital Media*



**Tom McGuigan**  
*Motion Graphics Designer & Editor*



**Matt McKee**  
*Senior Ticketing Communications & Service Coordinator*



**Glenda Morrison**  
*Senior Director of Human Resources*



**Dr. James Muntz**  
*Team Internist*



**Carol Adatto Nelson**  
*Team Travel Consultant*



**Dr. Tom O'Brien**  
*Team Dentist*



**Tyler Peart**  
*Ticket Sales Representative*



**Brian Peden**  
*Corporate Development Manager*



## HOUSTON TEXANS STAFF



**Kenneth Perkins**  
Senior Motion Graphics  
Designer & Editor



**Dr. Mark Prasarn**  
Team Orthopedist



**Shari Rainey**  
Director of Luxury  
Suite Service



**Josh Randall**  
Account Executive -  
Houston Texans Luxe



**Bobby Rawlinson**  
Service Desk Manager



**Ryan Records**  
Mascot Program Assistant



**Karen Richards**  
Executive Assistant to  
Robert C. McNair



**Lisa Ruiz**  
Director of Payroll Services



**Dr. Chris Sanders**  
Team Active Release Therapy  
& Graston Provider



**Eric SanInocencio**  
Senior Director of  
Digital Media & Strategy



**Adrienne Saxe**  
Director of Community  
Development



**Jessica Schneider**  
Senior Manager -  
Premium Services



**Holly Schweitzer**  
Director of Fan Relations  
& Event Services



**Leo Scott**  
Server Engineer



**Anthony Shade**  
Systems Administrator



**Deepi Sidhu**  
Texans Insider/Lead Writer -  
Integrated Media Manager




**Austen Smith**  
Senior Director of  
Partnership Marketing



**Rebekah Snodgrass**  
Foundation Event Coordinator



**Jon Southern**  
Assistant Treasurer



**Dr. William Spangler**  
Team Emergency  
Physician



## HOUSTON TEXANS STAFF



**Janet Spaulding**  
*Executive Assistant to  
Scott Schwinger*



**Cavan Spence**  
*IT Support Desk  
Analyst*



**Jamie Spriggs**  
*General Accountant*



**Brett Stewart**  
*Marketing Manager*



**Debra Strait**  
*Vice President - Tax*



**Julie Strauss**  
*Employee Benefits & Human  
Resources Manager*



**Tyler Suddarth**  
*Digital Video Coordinator*



**Ashley Tait**  
*Executive Assistant to  
Suzie Thomas*



**Zach Tarrant**  
*Photography Manager &  
Team Photographer*



**Greg Tyler**  
*Team Pastor*



**Lelia Vacek**  
*Partnership Marketing  
Media Specialist*



**Brian Varnadoe**  
*Senior Director of  
Premium Seating*



**Dr. Kevin Varner**  
*Team Orthopedist*



**Shelby Vogt**  
*Payroll Accountant*



**Arron Webb**  
*Network Security Engineer*



**Bri Williams**  
*Corporate Development  
Event Coordinator*



**Bradley Wilson**  
*Team Paramedic*



**Karen Winston**  
*Team Counselor*



**Fara Yoder**  
*Director of CRM Data*



**Trey Young**  
*Senior Director of  
Ticket Services*



**Ivory Youngblood**  
*Payroll & HRIS Manager*

HOUSTON  TEXANS

# FIVE YEARS RECOGNIZED FOR WORKPLACE EXCELLENCE



A SPECIAL THANKS TO THE HOUSTON TEXANS  
ON THE FIELD & OFF FOR CREATING  
MEMORABLE EXPERIENCES & DOING GREAT THINGS FOR HOUSTON





# **HOUSTON TEXANS**

**2017 SEASON  
IN REVIEW**







# 2017 REGULAR SEASON STATISTICS (4-12)

## WON 4, LOST 12

09/10	L	7-29	Jacksonville	71,710
09/14	W	13-9	at Cincinnati	52,942
09/24	L	33-36	at New England	65,878
10/01	W	57-14	Tennessee	71,804
10/08	L	34-42	Kansas City	71,835
10/15	W	33-17	Cleveland	71,815
10/29	L	38-41	at Seattle	69,025
11/05	L	14-20	Indianapolis	71,709
11/12	L	7-33	at L.A. Rams	60,032
11/19	W	31-21	Arizona	71,680
11/27	L	16-23	at Baltimore	70,357
12/03	L	13-24	at Tennessee	62,758
12/10	L	16-26	San Francisco	71,802
12/17	L	7-45	at Jacksonville	64,701
12/25	L	6-34	Pittsburgh	71,842
12/31	L	13-22	at Indianapolis	60,557

## 2017 TEAM STATISTICS

	HOU	OPP.
<b>TOTAL FIRST DOWNS</b>	<b>313</b>	<b>301</b>
Rushing	86	88
Passing	180	176
Penalty	47	37
3rd Down: Made/Att	76/209	71/201
3rd Down Pct.	36.4%	35.3%
4th Down: Made/Att	5/10	5/8
4th Down Pct.	50.0%	62.5%
<b>POSSESSION AVG.</b>	<b>30:06</b>	<b>29:53</b>
<b>TOTAL NET YARDS</b>	<b>5,120</b>	<b>5,546</b>
Avg. Per Game	320.0	346.6
Total Plays	1,027	973
Avg. Per Play	5.0	5.7
<b>NET YARDS RUSHING</b>	<b>1,842</b>	<b>1,747</b>
Avg. Per Game	115.1	109.2
Total Rushes	448	440
<b>NET YARDS PASSING</b>	<b>3,278</b>	<b>3,799</b>
Avg. Per Game	204.9	237.4
Sacked/Yards Lost	54/366	32/200
Gross Yards	3,644	3,999
Att./Completions	525/299	501/321
Completion Pct.	57.0%	64.1%
Had Intercepted	17	11
<b>PUNTS/AVERAGE</b>	<b>92/49.0</b>	<b>81/47.3</b>
<b>NET PUNTING AVG.</b>	<b>41.3</b>	<b>42.9</b>
<b>PENALTIES/YARDS</b>	<b>124/1050</b>	<b>122/1128</b>
<b>FUMBLES/BALL LOST</b>	<b>25/11</b>	<b>14/5</b>
<b>TOUCHDOWNS</b>	<b>40</b>	<b>48</b>
Rushing	8	14
Passing	28	30
Returns	4	4

## SCORE BY PERIODS

	Q1	Q2	Q3	Q4	OT	PTS
Texans	67	111	63	97	0	338
OPPONENTS	57	181	96	102	0	436

## SCORING

	TD	RU	PA	RT	K-PAT	FG	2PT	S	PTS
K. Fairbairn	0	0	0	0	32/35	20/25	0	0	92
D. Hopkins	13	0	13	0	0/0	0/0	0	0	78
W. Fuller V	7	0	7	0	0/0	0/0	0	0	42
L. Miller	6	3	3	0	0/0	0/0	0	0	36
D. Watson	2	2	0	0	0/0	0/0	1	0	14
B. Ellington	2	0	2	0	0/0	0/0	0	0	12
D. Foreman	2	2	0	0	0/0	0/0	0	0	12
R. Griffin	1	0	1	0	0/0	0/0	1	0	8
S. Anderson	1	0	1	0	0/0	0/0	0	0	6
A. Blue	1	1	0	0	0/0	0/0	0	0	6
J. Clowney	1	0	0	1	0/0	0/0	0	0	6
D. Cole	1	0	0	1	0/0	0/0	0	0	6
L. Houston	1	0	0	1	0/0	0/0	0	0	6
J. Joseph	1	0	0	1	0/0	0/0	0	0	6
B. Miller	1	0	1	0	0/0	0/0	0	0	6
<b>TEXANS</b>	<b>40</b>	<b>8</b>	<b>28</b>	<b>4</b>	<b>32/35</b>	<b>20/25</b>	<b>2</b>	<b>0</b>	<b>338</b>
<b>OPPONENTS</b>	<b>48</b>	<b>14</b>	<b>30</b>	<b>4</b>	<b>45/46</b>	<b>33/35</b>	<b>1</b>	<b>1</b>	<b>436</b>

RUSHING	NO.	YDS	AVG	LONG	TD
L. Miller	238	888	3.7	21	3
D. Foreman	78	327	4.2	39	2
D. Watson	36	269	7.5	49t	2
A. Blue	71	262	3.7	48	1
T. Yates	5	51	10.2	15	0
B. Ellington	3	17	5.7	13	0
T. Ervin	4	12	3.0	6	0
W. Fuller V	2	9	4.5	5	0
T. Savage	4	2	0.5	3	0
T. Heinicke	1	2	2.0	2	0
A. Ellington	5	2	0.4	7	0
B. Miller	1	1	1.0	1	0

<b>TEXANS</b>	<b>448</b>	<b>1,842</b>	<b>4.1</b>	<b>49T</b>	<b>8</b>
<b>OPPONENTS</b>	<b>440</b>	<b>1,747</b>	<b>4.2</b>	<b>75T</b>	<b>14</b>

RECEIVING	TAR	NO.	YDS	AVG	LONG	TD
D. Hopkins	174	96	1,378	14.4	72t	13
W. Fuller V	50	28	423	15.1	59t	7
S. Anderson	52	25	342	13.7	42	1
B. Ellington	57	29	330	11.4	35	2
L. Miller	45	36	327	9.1	32	3
B. Miller	29	19	162	8.5	57	1
R. Griffin	26	13	158	12.2	35	1
C. Fiedorowicz	22	14	127	9.1	15	0
C. Thompson	6	5	84	16.8	32	0
D. Foreman	8	6	83	13.8	34	0
A. Ellington	9	6	72	12.0	29	0
A. Blue	9	7	54	7.7	14	0
T. Ervin	11	8	38	4.8	7	0
J. Prosch	4	4	31	7.8	18	0
D. White	7	1	24	24.0	24	0
C. Hamilton	6	1	8	8.0	8	0
R. Malleck	1	1	3	3.0	3	0
<b>TEXANS</b>	<b>516</b>	<b>299</b>	<b>3,644</b>	<b>12.2</b>	<b>72T</b>	<b>28</b>
<b>OPPONENTS</b>	<b>463</b>	<b>321</b>	<b>3,999</b>	<b>12.8</b>	<b>94T</b>	<b>30</b>

INTERCEPTIONS	NO.	YDS	AVG	LONG	TD
A. Hal	3	10	3.3	7	0
J. Joseph	2	85	42.5	82t	1
D. Cole	2	28	14.0	25t	1
M. Gilchrist	1	17	17.0	17	0
K. Jackson	1	2	2.0	2	0
M. Williams	1	2	2.0	2	0
E. Pleasant	1	0	0.0	0	0
<b>TEXANS</b>	<b>11</b>	<b>144</b>	<b>13.1</b>	<b>82T</b>	<b>2</b>
<b>OPPONENTS</b>	<b>17</b>	<b>400</b>	<b>23.5</b>	<b>78T</b>	<b>2</b>

PUNTING	NO.	YDS	AVG	NET	TB	IN	LG	B
S. Lechler	92	4,507	49.0	41.3	5	32	68	0
<b>TEXANS</b>	<b>92</b>	<b>4,507</b>	<b>49.0</b>	<b>41.3</b>	<b>5</b>	<b>32</b>	<b>68</b>	<b>0</b>
<b>OPPONENTS</b>	<b>81</b>	<b>3,828</b>	<b>47.3</b>	<b>42.9</b>	<b>3</b>	<b>37</b>	<b>65</b>	<b>0</b>

PUNT RETURNS	RET	FC	YDS	AVG	LONG	TD
W. Fuller V	9	6	135	15.0	49	0
T. Ervin	8	4	60	7.5	21	0
B. Ellington	5	4	47	9.4	21	0
C. Thompson	6	0	39	6.5	15	0
B. Miller	3	5	12	4.0	8	0
D. White	4	1	3	0.8	3	0
<b>TEXANS</b>	<b>35</b>	<b>20</b>	<b>296</b>	<b>8.5</b>	<b>49</b>	<b>0</b>
<b>OPPONENTS</b>	<b>49</b>	<b>22</b>	<b>608</b>	<b>12.4</b>	<b>82T</b>	<b>1</b>

KICKOFF RETURNS	NO.	YDS	AVG	LONG	TD
C. Thompson	17	369	21.7	42	0
T. Ervin	5	93	18.6	24	0
J. Todman	4	84	21.0	25	0
D. Foreman	1	12	12.0	12	0
<b>TEXANS</b>	<b>27</b>	<b>558</b>	<b>20.7</b>	<b>42</b>	<b>0</b>
<b>OPPONENTS</b>	<b>27</b>	<b>547</b>	<b>20.3</b>	<b>48</b>	<b>0</b>

FIELD GOALS	1-19	20-29	30-39	40-49	50+
K. Fairbairn	0/0	3/4	8/10	6/7	3/4
<b>TEXANS</b>	<b>0/0</b>	<b>3/4</b>	<b>8/10</b>	<b>6/7</b>	<b>3/4</b>
<b>OPPONENTS</b>	<b>0/0</b>	<b>8/8</b>	<b>12/13</b>	<b>8/9</b>	<b>5/5</b>

K. Fairbairn (-) (26G, 42G) (39G, 40G, 31G, 36G) (50G, 40G, 33G) (-) (40G) (31G) (39WL) (34WL) (34G) (25G, 36G, 37G) (23G, 48LU, 27WL, 42G) (55G, 52LU) (-) (-) (52G, 46G)  
 OPP: (42G, 25G, 39WL, 38G) (39G, 29G, 30G) (-) (-) (35G, 42G, 41G, 35G, 49G) (41G) (21G, 21G) (22G, 53G) (27G, 33G, 50G, 33G) (-) (53G, 31G, 49G) (40WR, 43G) (52G, 35G, 25G, 41G) (38G) (34G, 36G) (54G, 22G)

2-PT Conv: R. Griffin 1, D. Watson 1 TM 2-5 OPP 1-2

SACKS: J. Clowney 9.5, B. McKinney 3.0, U. Kamalu 2.0, B. Scarlett 2.0, E. Pleasant 2.0, B. Cushing 1.5, Z. Cunningham 1.5, K. Jackson 1.0, D. Cole 1.0, C. Covington 1.0, L. Houston 1.0, L. Lewis 1.0, J. Heath 1.0, W. Mercilus 1.0, D. Reader 1.0, K. Drummond 1.0, M. Gilchrist 1.0, C. Clements 0.5, TM 32.0, OPP 54.0 FUM/LOST: T. Savage 8/7, T. Yates 5/1, D. Watson 3/1, C. Thompson 3/0, D. Foreman 2/1, D. Hopkins 1/1, D. White 1/0, L. Miller 1/0, B. Ellington 1/0

PASSING	ATT	CMP	YDS	CMP%	YDS/ATT	TD	TD%	INT	INT%	LONG	SACK/	LOST	RATING
T. Savage	223	125	1,412	56.1	6.3	5	2.2	6	2.7	57	21/	159	71.4
D. Watson	204	126	1,699	61.8	8.3	19	9.3	8	3.9	72t	19/	116	103.0
T. Yates	97	47	523	48.5	5.4	4	4.1	3	3.1	40	13/	75	65.8
T. Heinicke	1	1	10	100.0	10.0	0	0.0	0	0.0	10	1/	16	108.3
<b>TEXANS</b>	<b>525</b>	<b>299</b>	<b>3,644</b>	<b>57.0</b>	<b>6.9</b>	<b>28</b>	<b>5.3</b>	<b>17</b>	<b>3.2</b>	<b>72T</b>	<b>54/</b>	<b>366</b>	<b>82.8</b>
<b>OPPONENTS</b>	<b>501</b>	<b>321</b>	<b>3,999</b>	<b>64.1</b>	<b>8.0</b>	<b>30</b>	<b>6.0</b>	<b>11</b>	<b>2.2</b>	<b>94T</b>	<b>32/</b>	<b>200</b>	<b>99.5</b>

# 2017 DEFENSIVE STATISTICS

2017 Regular Season Defensive Stats

PLAYER	SOLO	ASSISTS	TT	SACKS	YDS	INTS	YDS	PD	TFL	QBH	FF	FR	ST FF	ST FR	SAFETY	DEF TD
Benardrick McKinney	62	33	95	3.0	8.0	0	0	1	10	8	1	0	0	0	0	0
Zach Cunningham	45	37	82	1.5	7.5	0	0	6	5	2	1	0	0	0	0	0
Kareem Jackson	54	19	73	1.0	4.0	1	2	10	4	2	1	0	0	0	0	0
Andre Hal	47	24	71	0.0	0.0	3	10	5	3	1	2	0	0	0	0	0
Jadeveon Clowney	41	18	59	9.5	67.0	0	0	2	21	21	2	2	0	0	0	1
Marcus Gilchrist	45	11	56	1.0	8.0	1	17	6	1	0	1	0	0	0	0	0
Johnathan Joseph	37	10	47	0.0	0.0	2	85	9	2	0	0	0	0	0	0	1
D.J. Reader	23	24	47	1.0	2.0	0	0	0	3	6	0	0	0	0	0	0
Kevin Johnson	35	10	45	0.0	0.0	0	0	2	1	0	0	0	0	0	0	0
Eddie Pleasant	22	5	27	2.0	21.0	1	0	3	1	2	1	0	0	0	0	0
Brandon Dunn	17	9	26	0.0	0.0	0	0	0	3	2	0	1	0	0	0	0
Brennan Scarlett	19	7	26	2.0	11.0	0	0	1	6	3	0	0	0	0	0	0
Dylan Cole	10	15	25	1.0	1.0	2	28	3	4	2	0	0	0	0	0	1
Joel Heath	17	7	24	1.0	1.0	0	0	0	1	1	0	0	0	0	0	0
Corey Moore	15	6	21	0.0	0.0	0	0	1	1	0	0	0	0	0	0	0
Carlos Watkins	9	12	21	0.0	0.0	0	0	1	3	0	0	0	0	0	0	0
Christian Covington	10	6	16	1.0	12.0	0	0	0	1	2	1	0	0	0	0	0
Brian Cushing	8	8	16	1.5	4.5	0	0	0	1	2	0	0	0	0	0	0
J.J. Watt	11	4	15	0.0	0.0	0	0	2	3	5	0	0	0	0	0	0
Marcus Williams	12	0	12	0.0	0.0	1	2	4	1	0	0	0	0	0	0	0
Johnthan Banks	8	2	10	0.0	0.0	0	0	0	0	0	0	0	0	0	0	0
Jelani Jenkins	8	2	10	0.0	0.0	0	0	0	1	0	0	0	0	0	0	0
Whitney Mercilus	9	1	10	1.0	6.0	0	0	0	1	1	1	0	0	0	0	0
Angelo Blackson	8	1	9	0.0	0.0	0	0	1	0	1	0	0	0	0	0	0
Kurtis Drummond	8	1	9	1.0	9.0	0	0	0	1	1	0	0	0	0	0	0
Brian Peters	5	3	8	0.0	0.0	0	0	0	0	0	0	0	0	0	0	0
Treston Decoud	6	1	7	0.0	0.0	0	0	1	0	0	0	0	0	1	0	0
Lamarr Houston	6	1	7	1.0	9.0	0	0	0	3	4	1	1	0	0	0	1
Ufomba Kamalu	5	1	6	2.0	13.0	0	0	0	3	3	0	0	0	0	0	0
LaTroy Lewis	3	0	3	1.0	11.0	0	0	0	1	1	0	0	0	0	0	0
Chunky Clements	1	1	2	0.5	5.0	0	0	0	0	1	0	0	0	0	0	0
Gimel President	1	1	2	0.0	0.0	0	0	0	0	0	0	0	0	0	0	0
Marcus Burley	1	0	1	0.0	0.0	0	0	0	0	0	0	0	0	0	0	0
Alfred Blue	0	0	0	0.0	0.0	0	0	0	0	0	0	0	1	0	0	0
Chris Thompson	0	0	0	0.0	0.0	0	0	0	0	0	0	0	0	2	0	0
Jordan Todman	0	0	0	0.0	0.0	0	0	0	0	0	0	0	0	1	0	0
DeAndrew White	0	0	0	0.0	0.0	0	0	0	0	0	0	0	0	1	0	0
2017 TOTALS:	608	280	888	32.0	200.0	11	144	58	85	71	12	4	1	5	0	4
OPPONENTS	616	325	941	54.0	366.0	17	389	87	70	118	19	11	1	0	1	3



# 2017 SPECIAL TEAMS STATISTICS

2017 Regular Season Special Teams Stats

PLAYER	TACKLES	SOLO	ASSISTS	FOR FUMBLES	FUMBLE REC	BLKD FG	BLKD PAT	BLKD PUNT
Kurtis Drummond	11	8	3	0	0	0	0	0
Brian Peters	9	7	2	0	0	0	0	0
Zach Cunningham	8	3	5	0	0	0	0	0
Dylan Cole	7	6	1	0	0	0	0	0
Corey Moore	6	5	1	0	0	0	0	0
Chris Thompson	6	6	0	0	2	0	0	0
Jordan Todman	6	6	0	0	1	0	0	0
Alfred Blue	5	4	1	1	0	0	0	0
Eddie Pleasant	5	3	2	0	0	0	0	0
Jon Weeks	4	1	3	0	0	0	0	0
Brennan Scarlett	3	2	1	0	0	0	0	0
Ibraheim Campbell	2	1	1	0	0	0	0	0
Ben Heeney	2	0	2	0	0	0	0	0
Shane Lechler	2	1	1	0	0	0	0	0
Stephen Anderson	1	1	0	0	0	0	0	0
Tyler Ervin	1	1	0	0	0	0	0	0
Ka'imi Fairbairn	1	1	0	0	0	0	0	0
Jelani Jenkins	1	1	0	0	0	0	0	0
Gimel President	1	0	1	0	0	0	0	0
Jay Prosch	1	0	1	0	0	0	0	0
Jaalen Strong	1	0	1	0	0	0	0	0
Marcus Williams	1	1	0	0	0	0	0	0
Treston Decoud	0	0	0	0	1	0	0	0
DeAndrew White	0	0	0	0	1	0	0	0
<b>2017 TOTALS:</b>	<b>84</b>	<b>58</b>	<b>26</b>	<b>1</b>	<b>5</b>	<b>0</b>	<b>0</b>	<b>0</b>
<b>OPPONENTS</b>	<b>75</b>	<b>58</b>	<b>17</b>	<b>1</b>	<b>0</b>	<b>0</b>	<b>0</b>	<b>0</b>

# 2017 STATISTICAL LEADERS

## 2017 REGULAR SEASON - OFFENSIVE

PASSING	
PLAYER	YARDS
Deshaun Watson	1,699
Tom Savage	1,412
T.J. Yates	523
Taylor Heinicke	10

RUSHING	
PLAYER	YARDS
Lamar Miller	888
D'Onta Foreman	327
Deshaun Watson	269
Alfred Blue	262
T.J. Yates	51
Bruce Ellington	17
Tyler Ervin	12
Will Fuller V	9
Taylor Heinicke	2

Tom Savage	2
Andre Ellington	2
Braxton Miller	1

RECEIVING	
PLAYER	YARDS
DeAndre Hopkins	1,378
Will Fuller V	423
Stephen Anderson	342
Bruce Ellington	330
Lamar Miller	327
Braxton Miller	162
Ryan Griffin	158
C.J. Fiedorowicz	127
Chris Thompson	84
D'Onta Foreman	83
Andre Ellington	72
Alfred Blue	54
Tyler Ervin	38

Jay Prosch	31
DeAndrew White	24
Cobi Hamilton	8
Ryan Malleck	3

POINTS	
PLAYER	POINTS
DeAndre Hopkins	78
Ka'imi Fairbairn	60
Will Fuller V	42
Lamar Miller	36
Deshaun Watson	12
Bruce Ellington	12
D'Onta Foreman	12
Ryan Griffin	6
Braxton Miller	6
Stephen Anderson	6
Alfred Blue	6

## 2017 REGULAR SEASON - DEFENSIVE

SACKS		
PLAYER	SACKS	YARDS
Jadeveon Clowney	9.5	67.0
Benardrick McKinney	3.0	8.0
Ufomba Kamalu	2.0	13.0
Eddie Pleasant	2.0	21.0
Brennan Scarlett	2.0	11.0
Brian Cushing	1.5	4.5
Zach Cunningham	1.5	7.5
Whitney Mercilus	1.0	6.0
D.J. Reader	1.0	2.0
Kurtis Drummond	1.0	9.0
Kareem Jackson	1.0	4.0
Christian Covington	1.0	12.0
Marcus Gilchrist	1.0	8.0
Lamarr Houston	1.0	9.0
Dylan Cole	1.0	1.0
Joel Heath	1.0	1.0
LaTroy Lewis	1.0	11.0
Chunky Clements	0.5	5.0

INTERCEPTIONS			
PLAYER	INT	YARDS	LONG
Andre Hal	3	10	7
Johnathan Joseph	2	85	85
Dylan Cole	2	28	25T
Marcus Gilchrist	1	17	17
Kareem Jackson	1	2	2
Marcus Williams	1	2	2
Eddie Pleasant	1	0	0

DEFENSIVE TACKLES			
PLAYER	SOLO	ASST	TK
Benardrick McKinney	62	33	95
Zach Cunningham	45	37	82
Kareem Jackson	54	19	73
Andre Hal	47	24	71
Jadeveon Clowney	41	18	59
Marcus Gilchrist	45	11	56
D.J. Reader	23	24	47

Johnathan Joseph	37	10	47
Kevin Johnson	35	10	45
Eddie Pleasant	22	5	27
Brandon Dunn	17	9	26
Brennan Scarlett	19	7	26
Dylan Cole	10	15	25
Joel Heath	17	7	24
Carlos Watkins	9	12	21
Corey Moore	15	6	21
Brian Cushing	8	8	16
Christian Covington	10	6	16
J.J. Watt	11	4	15
Marcus Williams	12	0	12

FUMBLES		
PLAYER	FF	FR
Jadeveon Clowney	2	2
Lamarr Houston	1	1
Brandon Dunn	1	0
Andre Hal	0	2
Whitney Mercilus	0	1
Kareem Jackson	0	1
Eddie Pleasant	0	1
Christian Covington	0	1
Marcus Gilchrist	0	1
Benardrick McKinney	0	1
Zach Cunningham	0	1

QUARTERBACK HITS	
PLAYER	QBH
Jadeveon Clowney	21
Benardrick McKinney	8
D.J. Reader	6
J.J. Watt	5
Lamarr Houston	4
Brennan Scarlett	3
Ufomba Kamalu	3
Brian Cushing	2
Kareem Jackson	2
Dylan Cole	2

PASSES DEFENSED	
PLAYER	PD
Kareem Jackson	10
Johnathan Joseph	9
Zach Cunningham	6
Marcus Gilchrist	6
Andre Hal	5
Marcus Williams	4
Dylan Cole	3
Eddie Pleasant	3
Jadeveon Clowney	2
J.J. Watt	2
Kevin Johnson	2
Carlos Watkins	1
Benardrick McKinney	1
Brennan Scarlett	1
Corey Moore	1
Treston Decoud	1
Angelo Blackson	1

TACKLES FOR LOSS	
PLAYER	TFL
Jadeveon Clowney	21
Benardrick McKinney	10
Brennan Scarlett	6
Zach Cunningham	5
Kareem Jackson	4
Dylan Cole	4
D.J. Reader	3



## 2017 STATISTICAL LEADERS

Carlos Watkins	3	Lamarr Houston	3	Marcus Williams	1
Andre Hal	3	Ufomba Kamalu	3	Corey Moore	1
J.J. Watt	3	Johnathan Joseph	2	LaTroy Lewis	1
Brandon Dunn	3	Brian Cushing	1	Kurtis Drummond	1
		Jelani Jenkins	1		

### 2017 REGULAR SEASON - SPECIAL TEAMS

SPECIAL TEAMS TACKLES					
PLAYER	TK			PLAYER	YARDS (AVG)
Kurtis Drummond	8	Marcus Williams	1	Will Fuller V	135 (15.0)
Brian Peters	7	Tyler Ervin	1	Tyler Ervin	60 (7.5)
Jordan Todman	6	Ibraheim Campbell	1	Bruce Ellington	47 (9.4)
Chris Thompson	6	Shane Lechler	1	Chris Thompson	39 (6.5)
Dylan Cole	6	Stephen Anderson	1	Braxton Miller	12 (4.0)
Corey Moore	5	Ka'imi Fairbairn	1	DeAndrew White	3 (0.8)
Alfred Blue	4	KICKOFF RETURNS		FIELD GOALS	
Zach Cunningham	3	PLAYER	YARDS (AVG)	PLAYER	MADE/ATT
Eddie Pleasant	3	Chris Thompson	369 (21.7)	Ka'imi Fairbairn	20/25 (80.0%)
Brennan Scarlett	2	Tyler Ervin	93 (18.6)	PUNTS	
Jelani Jenkins	1	Jordan Todman	84 (21.0)	PLAYER	YARDS (AVG/NET AVG)
Jon Weeks	1	D'Onta Foreman	12 (12.0)	Shane Lechler	4,507 (49.0/41.3)
		PUNT RETURNS			

# 2017 PLAYER PARTICIPATION

Name	9/10 vs.	9/14 at	9/24 at	10/1 vs.	10/8 vs.	10/15 vs.	10/29 at	11/5 vs.	11/12 at	11/19 vs.	11/27 at	12/3 at	12/10 vs.	12/17 at	12/25 vs.	12/31 at	Reg. Season
Allen, Jeff	RG	IA	IA	RG	RG	RG	RG	RG	RG	RG	RG	RG	RG	RG	RG	RG	12-12-0-4
Anderson, Stephen	TE	IA	SUB	SUB	SUB	TE	SUB	SUB	SUB	SUB	SUB	TE	SUB	TE	TE	IA	15-5-0-1
Blackson, Angelo	NWT	NWT	NWT	NWT	NWT	NWT	NWT	SUB	SUB	SUB	SUB	SUB	SUB	SUB	SUB	RDE	9-1-0-0
Blue, Alfred	IA	IA	IA	SUB	SUB	SUB	SUB	SUB	SUB	IA	SUB	SUB	IA	SUB	SUB	SUB	11-0-0-5
Campbell, Ibraheim	NWT	NWT	NWT	NWT	NWT	NWT	NWT	NWT	NWT	NWT	NWT	NWT	NWT	PS	IA	SUB	1-0-0-1
Clements, Chunky	NWT	NWT	NWT	NWT	NWT	NWT	PS	PS	IA	IA	IA	IA	IA	PS	SUB	SUB	2-0-0-5
Clowney, Jadeveon	JACK	JACK	JACK	JACK	JACK	JACK	JACK	JACK	JACK	JACK	JACK	JACK	JACK	JACK	JACK	JACK	16-16-0-0
Cole, Dylan	SUB	SUB	SUB	SUB	WILL	SUB	IA	IA	IA	IA	SUB	SUB	SUB	SUB	SUB	SUB	12-1-0-4
Cunningham, Zach	SUB	MIKE	MIKE	MIKE	SUB	WILL	WILL	WILL	WILL	WILL	SUB	WILL	WILL	WILL	WILL	WILL	16-13-0-0
Cushing, Brian	MIKE	SUS	SUS	SUS	SUS	SUS	SUS	SUS	SUS	SUS	SUS	EXE	SAM	SAM	SAM	SAM	5-5-0-0
Davenport, Juliën	IA	IA	SUB	SUB	SUB	SUB	SUB	LI	SUB	IA	IA	IA	IA	SUB	LI	LI	11-4-0-5
Decoud, Treston	IA	SUB	SUB	SUB	IA	SUB	DNP	IA	IA	SUB	SUB	SUB	SUB	IA	SUB	SUB	10-0-1-5
Drummond, Kurtis	SUB	SUB	SUB	SUB	PS	SUB	SUB	SUB	SUB	SUB	SUB	SUB	SUB	SUB	SUB	SUB	15-0-0-0
Dunn, Brandon	SUB	SUB	SUB	SUB	SUB	SUB	NT	NT	NT	NT	SUB	SUB	NT	NT	NT	NT	16-8-0-0
Ellington, Andre	NWT	NWT	NWT	NWT	NWT	NWT	NWT	NWT	NWT	NWT	IA	RB	SUB	DNP	RB	SUB	4-2-1-1
Fairbairn, Ka'imi	SUB	SUB	SUB	SUB	SUB	SUB	SUB	SUB	SUB	SUB	SUB	SUB	SUB	SUB	SUB	SUB	16-0-0-0
Fuller V, Will	IA	IA	IA	WR	WR	WR	WR	WR	WR	IA	IA	IA	WR	WR	WR	WR	10-10-0-6
Fuller, Kyle	IA	IA	SUB	SUB	IA	IA	IA	IA	IA	SUB	SUB	IA	SUB	SUB	SUB	T	9-2-0-7
Giacomini, Breno	RT	RT	RT	RT	RT	RT	RT	RT	RT	RT	RT	RT	RT	RT	RT	RT	16-16-0-0
Gilchrist, Marcus	SUB	SUB	SUB	SS	SS	SS	SS	SS	SS	SS	SS	SS	SS	SS	SS	SS	16-13-0-0
Hal, Andre	FS	FS	FS	FS	FS	FS	FS	FS	FS	FS	FS	FS	FS	FS	FS	FS	16-16-0-0
Hamilton, Cobi	NWT	NWT	PS	PS	PS	PS	PS	PS	PS	PS	IA	IA	IA	SUB	SUB	WR	3-1-0-3
Heath, Joel	RDE	RDE	RDE	RDE	SUB	RDE	IA	IA	IA	RDE	RDE	RDE	SUB	SUB	RDE	SUB	13-9-0-3
Heinicke, Taylor	NWT	NWT	NWT	NWT	NWT	NWT	NWT	NWT	NWT	NWT	NWT	PS	PS	DNP	SUB	DNP	1-0-2-0
Hopkins, DeAndre	WR	WR	WR	WR	WR	WR	WR	WR	WR	WR	WR	WR	WR	WR	WR	WR	15-15-0-1
Jackson, Kareem	SUB	SUB	RCB	RCB	RCB	RCB	RCB	RCB	RCB	RCB	RCB	RCB	RCB	RCB	RCB	RCB	16-14-0-0
Jenkins, Jelani	NWT	NWT	NWT	NWT	NWT	NWT	IA	SUB	SUB	SUB	WILL	SUB	IA	IA	SUB	SUB	7-1-0-3
Johnson, Josh	NWT	NWT	NWT	NWT	NWT	NWT	NWT	NWT	IA	IA	NWT	NWT	NWT	NWT	NWT	IA	0-0-0-3
Johnson, Kevin	RCB	RCB	IA	IA	IA	IA	SUB	SUB	SUB	SUB	CB	CB	SUB	SUB	SUB	SUB	12-4-0-4
Joseph, Johnathan	LCB	LCB	LCB	LCB	LCB	LCB	LCB	LCB	LCB	LCB	LCB	LCB	LCB	LCB	LCB	LCB	16-16-0-0
Kamalu, Ufomba	IA	DNP	DNP	IA	SUB	SUB	SUB	IA	SUB	SUB	SAM	SAM	IA	IA	SUB	SUB	9-2-2-5
Lamm, Kendall	LT	SUB	SUB	IA	SUB	SUB	NWT	T	IA	T	SUB	SUB	T	IA	IA	IA	10-4-0-5
Lechler, Shane	SUB	SUB	SUB	SUB	SUB	SUB	SUB	SUB	SUB	SUB	SUB	SUB	SUB	SUB	SUB	SUB	16-0-0-0
Lewis, LaTroy	PS	PS	PS	PS	PS	PS	PS	PS	PS	PS	PS	PS	IA	SUB	SUB	IA	2-0-0-3
Malleck, Ryan	NWT	NWT	NWT	NWT	NWT	NWT	NWT	NWT	NWT	NWT	NWT	PS	PS	PS	SUB	SUB	2-0-0-0
Mancz, Greg	SUB	RG	RG	IA	DNP	DNP	SUB	DNP	SUB	IA	IA	RG	RG	RG	C	C	10-7-3-3
McKinney, Benardrick	WILL	WILL	WILL	WILL	MIKE	MIKE	MIKE	MIKE	MIKE	MIKE	MIKE	MIKE	MIKE	MIKE	MIKE	MIKE	16-16-0-0
Miller, Braxton	SUB	WR	SUB	IA	IA	SUB	SUB	IA	SUB	SUB	WR	SUB	IA	IA	SUB	WR	11-3-0-5
Miller, Lamar	RB	RB	RB	RB	RB	RB	RB	RB	SUB	RB	RB	SUB	RB	RB	SUB	RB	16-13-0-0
Peters, Brian	SUB	SUB	SUB	SUB	SUB	SUB	SUB	SUB	SUB	SUB	SUB	SUB	SUB	SUB	SUB	SUB	16-0-0-0
Pleasant, Eddie	SUB	SUB	SUB	SUB	SUB	SUB	SUB	SUB	SUB	SUB	SUB	SUB	SUB	SUB	SUB	SUB	16-0-0-0
President, Gmel	PS	PS	PS	PS	PS	PS	PS	PS	PS	PS	PS	PS	SUB	SUB	IA	SUB	4-0-0-1
Prosch, Jay	SUB	SUB	FB	SUB	SUB	SUB	SUB	FB	FB	SUB	FB	SUB	SUB	SUB	FB	SUB	16-5-0-0
Quessenberry, David	PS	PS	PS	PS	PS	PS	PS	PS	PS	PS	PS	PS	PS	PS	SUB	SUB	2-0-0-0
Slade, Chad	PS	PS	PS	PS	PS	PS	PS	PS	PS	PS	PS	SUB	T	SUB	RG	RG	5-3-0-0
Su'a-Filo, Xavier	LG	LG	LG	LG	LG	LG	LG	LG	LG	LG	LG	LG	LG	LG	LG	LG	16-16-0-0
Thompson, Chris	PS	PS	PS	SUB	SUB	SUB	SUB	SUB	SUB	SUB	SUB	SUB	SUB	SUB	SUB	SUB	13-0-0-0
Todman, Jordan	SUB	SUB	SUB	SUB	SUB	IA	SUB	SUB	SUB	SUB	SUB	SUB	SUB	SUB	SUB	IA	14-0-0-2
Watkins, Carlos	IA	DNP	IA	SUB	IA	SUB	SUB	RDE	RDE	SUB	SUB	SUB	RDE	RDE	LDE	LDE	12-6-1-3
Weeks, Jon	SUB	SUB	SUB	SUB	SUB	SUB	SUB	SUB	SUB	SUB	SUB	SUB	SUB	SUB	SUB	SUB	16-0-0-0
White, DeAndrew	NWT	NWT	NWT	NWT	NWT	NWT	NWT	NWT	NWT	NWT	NWT	PS	SUB	WR	IA	IA	2-1-0-2
Williams, Marcus	NWT	NWT	NWT	NWT	NWT	SUB	SUB	SUB	SUB	SUB	SUB	SUB	SUB	SUB	IA	SUB	10-0-0-1
Yates, J.J.	NWT	NWT	NWT	NWT	NWT	NWT	NWT	DNP	DNP	DNP	DNP	DNP	SUB	QB	QB	QB	4-3-5-0
<b>PRACTICE SQUAD (10)</b>																	
Austell, Erik	NWT	NWT	NWT	NWT	NWT	NWT	NWT	NWT	NWT	NWT	NWT	NWT	NWT	NWT	NWT	PS	0-0-0-0
Conque, Zach	NWT	NWT	NWT	NWT	NWT	NWT	NWT	NWT	NWT	NWT	NWT	NWT	NWT	NWT	PS	PS	0-0-0-0
Gilchrist, Kennan	NWT	NWT	NWT	PS	PS	PS	PS	PS	PS	PS	PS	PS	PS	PS	PS	PS	0-0-0-0
Hardison, Marcus	NWT	NWT	NWT	NWT	NWT	NWT	NWT	NWT	NWT	NWT	NWT	NWT	NWT	NWT	PS	PS	0-0-0-0
Jones, Bryce	PS	PS	PS	PS	PS	PS	PS	PS	PS	PS	PS	PS	PS	PS	PS	PS	0-0-0-0
Pope, Troymaine	NWT	NWT	NWT	NWT	NWT	NWT	NWT	NWT	NWT	NWT	NWT	PS	PS	PS	PS	PS	0-0-0-0
Robinson, Jevoni	NWT	NWT	NWT	NWT	NWT	NWT	NWT	NWT	NWT	NWT	NWT	NWT	NWT	NWT	NWT	PS	0-0-0-0
Rodgers, Jake	NWT	NWT	NWT	NWT	NWT	NWT	NWT	NWT	NWT	NWT	NWT	NWT	NWT	NWT	PS	PS	0-0-0-0
Thornton, Josh	NWT	NWT	NWT	NWT	NWT	NWT	NWT	NWT	NWT	NWT	NWT	NWT	PS	PS	PS	PS	0-0-0-0
Virgin, Dee	PS	PS	PS	PS	PS	PS	PS	PS	PS	PS	PS	PS	PS	PS	PS	PS	0-0-0-0
<b>RESERVE PLAYERS (20)</b>																	
Clark, Chris	SUB	LT	LT	LT	LT	LT	IA	SUB	LT	LT	LT	IR	IR	IR	IR	IR	10-8-0-1
Covington, Christian	SUB	SUB	SUB	SUB	SUB	LT	LT	IR	IR	IR	IR	IR	IR	IR	IR	IR	7-2-0-0
Ellington, Bruce	SUB	IA	WR	WR	WR	SUB	WR	SUB	SUB	WR	SUB	WR	IR	IR	IR	IR	11-6-0-1
Ervin, Tyler	SUB	SUB	SUB	SUB	IR	IR	IR	IR	IR	IR	IR	IR	IR	IR	IR	IR	4-0-0-0
Fiedorowicz, C.J.	TE	IR	IR	IR	IR	IR	IR	IR	TE	TE	TE	IR	IR	IR	IR	IR	5-5-0-0
Foreman, D'Onta	SUB	SUB	SUB	SUB	SUB	SUB	SUB	SUB	RB	SUB	IR	IR	IR	IR	IR	IR	10-1-0-0
Godin, Matthew	IR	IR	IR	IR	IR	IR	IR	IR	IR	IR	IR	IR	IR	IR	IR	IR	0-0-0-0
Gray, Deante	IR	IR	IR	IR	IR	IR	IR	IR	IR	IR	IR	IR	IR	IR	IR	IR	0-0-0-0
Griffin, Ryan	TE	IA	TE	TE	TE	TE	TE	SUB	IR	IR	IR	IR	IR	IR	IR	IR	7-6-0-1
Heeney, Ben	NWT	NWT	NWT	NWT	IA	IA	SUB	SUB	SUB	SUB	SUB	IR	IR	IR	IR	IR	5-0-0-2
Martin, Nick	C	C	C	C	C	C	C	C	C	C	C	C	C	C	C	C	14-14-0-0
Mercilus, Whitney	SAM	SAM	SAM	SAM	SAM	IR	IR	IR	IR	IR	IR	IR	IR	IR	IR	IR	5-5-0-0
Moore, Corey	SS	SS	SS	SUB	SUB	IA	SUB	SUB	SUB	SUB	SUB	SUB	SUB	SUB	SUB	IR	14-3-0-1
Newton, Derek	PUP	PUP	PUP	PUP	PUP	PUP	PUP	PUP	PUP	PUP	PUP	PUP	PUP	PUP	PUP	PUP	0-0-0-0
Pruitt, MyCole	NWT	NWT	PS	PS	PS	PS	PS	PS	PS	PS	PS	PS	SUB	IA	IR	IR	1-0-0-1
Reader, D.J.	NT	NT	NT	NT	NT	NT	RDE	LDE	LDE	LDE	LDE	LDE	LDE	LDE	IR	IR	14-14-0-0
Savage, Tom	QB	DNP	DNP	SUB	DNP	DNP	DNP	QB	QB	QB	QB	QB	QB	IA	IR	IR	8-7-5-1
Scarlett, Brennan	SUB	SUB	SUB	SUB	SUB	SAM	SAM	SAM	SAM	SAM	SUB	IA	IR	IR	IR	IR	11-5-0-1
Watson, Deshaun	SUB	QB	QB	QB	QB	QB	QB	IR	IR	IR	IR	IR	IR	IR	IR	IR	7-6-0-0
Watt, J.J.	LDE	LDE	LDE	LDE	LDE	IR	IR	IR	IR	IR	IR	IR	IR	IR	IR	IR	5-5-0-0
<b>NOT WITH TEAM (9)</b>																	
Banks, Johnathan	NWT	NWT	SUB	SUB	CB	NWT	NWT	NWT	NWT	NWT	NWT	NWT	NWT	NWT	NWT	NWT	3-1-0-0
Baylis, Evan	PS	SUB	NWT	NWT	NWT	NWT	NWT	NWT	NWT	NWT	NWT	NWT	NWT	NWT	NWT	NWT	1-0-0-0
Brown, Duane	DNR	DNR	DNR	DNR	DNR	DNR	LT	NWT	NWT	NWT	NWT	NWT	NWT	NWT	NWT	NWT	1-1-0-0
Burley, Marcus	SUB	SUB	SUB	IA	SUB	SUB	NWT	NWT	NWT	NWT	NWT	NWT	NWT	NWT	NWT	NWT	5-0-0-1
Cromartie, Marcus	NWT	NWT	NWT	NWT	SUB	NWT	NWT	NWT	NWT	NWT	NWT	NWT	NWT	NWT	NWT	NWT	1-0-0-0
Houston, Lamarr	NWT	NWT	NWT	NWT	NWT	SUB	SUB	SUB	SUB	SUB	IA	NWT	NWT	NWT	NWT	NWT	5-0-0-1
Jones, Andy	SUB	NWT	IA	NWT	NWT	NWT	NWT	NWT	NWT	NWT	NWT	NWT	NWT	NWT	NWT	NWT	1-0-0-1
Langford, Kendall	NWT	NWT	NWT	NWT	NWT	IA	IA	SUB	NWT	NWT	NWT	NWT	NWT	NWT	NWT	NWT	1-0-0-2
Strong, Jaelen	SUS	SUB	NWT	NWT	NWT	NWT	NWT	NWT	NWT	NWT	NWT	NWT	NWT	NWT	NWT	NWT	1-0-0-0

**PARTICIPATION KEY:** GP - Games Played; GS - Games Started; DNP - Did Not Play; IA - Inactive; IR - Reserve/Injured; DNR - Reserve/Did Not Report; NWT - Not With Team; PS - Practice Squad; PUP - Physically unable to perform; SUB - Substitute; SUS - Reserve/Suspended; EXE - Active/Roster Exemption.



# 2017 STARTERS / INACTIVES / CAPTAINS

## STARTERS - OFFENSE

	WR	LT	LG	C	RG	RT	TE	WR	RB	QB	FB
9/10 JACKSONVILLE	D.Hopkins	K.Lamm	X.Su'a-Filo	N.Martin	J.Allen	B.Giacomini	C.Fiedorowicz	S.Anderson (TE)	L.Miller	T.Savage	R.Griffin (TE)
9/14 at Cincinnati	D.Hopkins	C.Clark	X.Su'a-Filo	N.Martin	G.Mancz	B.Giacomini	<u>J.Davenport (T)</u>	B.Miller	L.Miller	<u>D.Watson</u>	<u>K.Fuller (T)</u>
9/24 at New England	D.Hopkins	C.Clark	X.Su'a-Filo	N.Martin	G.Mancz	B.Giacomini	R.Griffin	B.Ellington	L.Miller	<u>D.Watson</u>	J.Prosch
10/1 TENNESSEE	D.Hopkins	C.Clark	X.Su'a-Filo	N.Martin	J.Allen	B.Giacomini	R.Griffin	W.Fuller V	L.Miller	<u>D.Watson</u>	B.Ellington (WR)
10/8 KANSAS CITY	D.Hopkins	C.Clark	X.Su'a-Filo	N.Martin	J.Allen	B.Giacomini	R.Griffin	W.Fuller V	L.Miller	<u>D.Watson</u>	B.Ellington (WR)
10/15 CLEVELAND	D.Hopkins	C.Clark	X.Su'a-Filo	N.Martin	J.Allen	B.Giacomini	R.Griffin	W.Fuller V	L.Miller	<u>D.Watson</u>	S.Anderson (TE)
10/29 at Seattle	D.Hopkins	D.Brown	X.Su'a-Filo	N.Martin	J.Allen	B.Giacomini	R.Griffin	W.Fuller V	L.Miller	<u>D.Watson</u>	B.Ellington (WR)
11/5 INDIANAPOLIS	D.Hopkins	<u>J.Davenport</u>	X.Su'a-Filo	N.Martin	J.Allen	B.Giacomini	K.Lamm (T)	W.Fuller V	L.Miller	T.Savage	J.Prosch
11/12 LOS ANGELES	D.Hopkins	C.Clark	X.Su'a-Filo	N.Martin	J.Allen	B.Giacomini	C.Fiedorowicz	W.Fuller V	<u>D.Foreman</u>	T.Savage	J.Prosch
11/19 ARIZONA	D.Hopkins	C.Clark	X.Su'a-Filo	N.Martin	J.Allen	B.Giacomini	C.Fiedorowicz	B.Ellington	L.Miller	T.Savage	K.Lamm (T)
11/27 at Baltimore	D.Hopkins	C.Clark	X.Su'a-Filo	N.Martin	J.Allen	B.Giacomini	C.Fiedorowicz	B.Miller	L.Miller	T.Savage	J.Prosch
12/3 at Tennessee	D.Hopkins	J.Allen	X.Su'a-Filo	N.Martin	G.Mancz	B.Giacomini	C.Fiedorowicz	B.Ellington	A.Ellington	T.Savage	S.Anderson (TE)
12/10 SAN FRANCISCO	D.Hopkins	J.Allen	X.Su'a-Filo	N.Martin	G.Mancz	B.Giacomini	C.Slade (T)	W.Fuller V	L.Miller	T.Savage	K.Lamm (T)
12/17 at Jacksonville	D.Hopkins	J.Allen	X.Su'a-Filo	N.Martin	G.Mancz	B.Giacomini	S.Anderson	W.Fuller V	L.Miller	T.Yates	D.White (WR)
12/25 PITTSBURGH	D.Hopkins	<u>J.Davenport</u>	X.Su'a-Filo	G.Mancz	C.Slade	B.Giacomini	S.Anderson	W.Fuller V	A.Ellington	T.Yates	J.Prosch
12/31 at Indianapolis	C.Hamilton	<u>J.Davenport</u>	X.Su'a-Filo	G.Mancz	C.Slade	B.Giacomini	<u>K.Fuller (T)</u>	W.Fuller V	L.Miller	T.Yates	B.Miller (WR)

**Bold underline** denotes rookie

## STARTERS - DEFENSE

	LDE	NT	RDE	JACK	WILL	MIKE	SAM	LCB	FS	SS	RCB
9/10 JACKSONVILLE	J.Watt	D.Reader	J.Heath	J.Clowney	B.McKinney	B.Cushing	W.Mercilus	J.Joseph	A.Hal	C.Moore	K.Johnson
9/14 at Cincinnati	J.Watt	D.Reader	J.Heath	J.Clowney	B.McKinney	<u>Z.Cunningham</u>	W.Mercilus	J.Joseph	A.Hal	C.Moore	K.Johnson
9/24 at New England	J.Watt	D.Reader	J.Heath	J.Clowney	B.McKinney	<u>Z.Cunningham</u>	W.Mercilus	J.Joseph	A.Hal	C.Moore	K.Jackson
10/1 TENNESSEE	J.Watt	D.Reader	J.Heath	J.Clowney	B.McKinney	<u>Z.Cunningham</u>	W.Mercilus	J.Joseph	A.Hal	M.Gilchrist	K.Jackson
10/8 KANSAS CITY	J.Watt	D.Reader	J.Banks (CB)	J.Clowney	<u>D.Cole</u>	B.McKinney	W.Mercilus	J.Joseph	A.Hal	M.Gilchrist	K.Jackson
10/15 CLEVELAND	C.Covington	D.Reader	J.Heath	J.Clowney	<u>Z.Cunningham</u>	B.McKinney	B.Scarlett	J.Joseph	A.Hal	M.Gilchrist	K.Jackson
10/29 at Seattle	C.Covington	B.Dunn	D.Reader	J.Clowney	<u>Z.Cunningham</u>	B.McKinney	B.Scarlett	J.Joseph	A.Hal	M.Gilchrist	K.Jackson
11/5 INDIANAPOLIS	D.Reader	B.Dunn	<u>C.Watkins</u>	J.Clowney	<u>Z.Cunningham</u>	B.McKinney	B.Scarlett	J.Joseph	A.Hal	M.Gilchrist	K.Jackson
11/12 LOS ANGELES	D.Reader	B.Dunn	<u>C.Watkins</u>	J.Clowney	<u>Z.Cunningham</u>	B.McKinney	B.Scarlett	J.Joseph	A.Hal	M.Gilchrist	K.Jackson
11/19 ARIZONA	D.Reader	B.Dunn	J.Heath	J.Clowney	<u>Z.Cunningham</u>	B.McKinney	B.Scarlett	J.Joseph	A.Hal	M.Gilchrist	K.Jackson
11/27 at Baltimore	D.Reader	K.Johnson (CB)	J.Heath	J.Clowney	J.Jenkins	B.McKinney	U.Kamalu	J.Joseph	A.Hal	M.Gilchrist	K.Jackson
12/3 at Tennessee	D.Reader	K.Johnson (CB)	J.Heath	J.Clowney	<u>Z.Cunningham</u>	B.McKinney	U.Kamalu	J.Joseph	A.Hal	M.Gilchrist	K.Jackson
12/10 SAN FRANCISCO	D.Reader	B.Dunn	<u>C.Watkins</u>	J.Clowney	<u>Z.Cunningham</u>	B.McKinney	B.Cushing	J.Joseph	A.Hal	M.Gilchrist	K.Jackson
12/17 at Jacksonville	D.Reader	B.Dunn	<u>C.Watkins</u>	J.Clowney	<u>Z.Cunningham</u>	B.McKinney	B.Cushing	J.Joseph	A.Hal	M.Gilchrist	K.Jackson
12/25 PITTSBURGH	<u>C.Watkins</u>	B.Dunn	J.Heath	J.Clowney	<u>Z.Cunningham</u>	B.McKinney	B.Cushing	J.Joseph	A.Hal	M.Gilchrist	K.Jackson
12/31 at Indianapolis	<u>C.Watkins</u>	B.Dunn	A.Blackson	J.Clowney	<u>Z.Cunningham</u>	B.McKinney	B.Cushing	J.Joseph	A.Hal	M.Gilchrist	K.Jackson

**Bold underline** denotes rookie

## INACTIVES

	1	2	3	4	5	6	7
9/10 JACKSONVILLE	A.Blue	<u>J.Davenport</u>	<u>T.Decoud</u>	<u>K.Fuller</u>	W.Fuller V	U.Kamalu	<u>C.Watkins</u>
9/14 at Cincinnati	J.Allen	S.Anderson	A.Blue	B.Ellington	W.Fuller V	R.Griffin	
9/24 at New England	J.Allen	A.Blue	W.Fuller V	K.Johnson	A.Jones	J.Reid	<u>C.Watkins</u>
10/1 TENNESSEE	M.Burley	K.Johnson	U.Kamalu	K.Lamm	G.Mancz	B.Miller	J.Reid
10/8 KANSAS CITY	<u>T.Decoud</u>	<u>K.Fuller</u>	B.Heeney	K.Johnson	B.Miller	J.Reid	<u>C.Watkins</u>
10/15 CLEVELAND	<u>K.Fuller</u>	B.Heeney	<u>D.Johnson</u>	K.Johnson	K.Langford	C.Moore	J.Todman
10/29 at Seattle	C.Clark	<u>D.Cole</u>	<u>K.Fuller</u>	J.Heath	J.Jenkins	<u>D.Johnson</u>	K.Langford
11/5 INDIANAPOLIS	<u>D.Cole</u>	<u>T.Decoud</u>	<u>K.Fuller</u>	J.Heath	U.Kamalu	M.McGloin	B.Miller
11/12 LOS ANGELES	<u>C.Clements</u>	<u>D.Cole</u>	<u>T.Decoud</u>	<u>K.Fuller</u>	J.Heath	J.Johnson	K.Lamm
11/19 ARIZONA	A.Blue	<u>C.Clements</u>	<u>D.Cole</u>	<u>J.Davenport</u>	W.Fuller V	J.Johnson	G.Mancz
11/27 at Baltimore	<u>C.Clements</u>	<u>J.Davenport</u>	A.Ellington	W.Fuller V	C.Hamilton	L.Houston	G.Mancz
12/3 at Tennessee	<u>C.Clements</u>	<u>J.Davenport</u>	<u>K.Fuller</u>	W.Fuller V	C.Hamilton	<u>L.Lewis</u>	B.Scarlett
12/10 SAN FRANCISCO	A.Blue	<u>C.Clements</u>	<u>J.Davenport</u>	C.Hamilton	J.Jenkins	U.Kamalu	B.Miller
12/17 at Jacksonville	<u>T.Decoud</u>	J.Jenkins	U.Kamalu	K.Lamm	B.Miller	M.Pruitt	T.Savage
12/25 PITTSBURGH	J.Allen	I.Campbell	K.Lamm	<u>L.Lewis</u>	<u>G.President</u>	D.White	M.Williams
12/31 at Indianapolis	J.Allen	D.Hopkins	J.Johnson	K.Lamm	<u>L.Lewis</u>	J.Todman	D.White

## CAPTAINS

	1	2	3	4	5	6	7
9/10 JACKSONVILLE	B.Cushing	J.Joseph	S.Lechler	B.Peters	T.Savage	J.Watt	
9/14 at Cincinnati	J.Joseph	S.Lechler	D.Hopkins	W.Mercilus	J.Watt		
9/24 at New England	C.Clark	D.Hopkins	J.Joseph	S.Lechler	B.McKinney	J.Watt	
10/1 TENNESSEE	B.Giacomini	R.Griffin	K.Jackson	S.Lechler	B.McKinney	W.Mercilus	J.Watt
10/8 KANSAS CITY	B.Giacomini	S.Lechler	N.Martin	B.McKinney	D.Reader	J.Watt	
10/15 CLEVELAND	B.Giacomini	M.Gilchrist	J.Joseph	S.Lechler	B.McKinney	J.Prosch	
10/29 at Seattle	J.Clowney	B.Giacomini	D.Hopkins	J.Joseph	S.Lechler	B.McKinney	
11/5 INDIANAPOLIS	J.Clowney	B.Giacomini	D.Hopkins	K.Jackson	S.Lechler	B.McKinney	
11/12 LOS ANGELES	B.Giacomini	J.Joseph	S.Lechler	B.McKinney			
11/19 ARIZONA	C.Clark	S.Lechler	B.McKinney	L.Miller	D.Reader		
11/27 at Baltimore	C.Clark	J.Clowney	D.Hopkins	J.Joseph	S.Lechler	B.McKinney	
12/3 at Tennessee	B.Giacomini	D.Hopkins	K.Jackson	S.Lechler	B.McKinney		
12/10 SAN FRANCISCO	J.Clowney	B.Cushing	B.Giacomini	J.Joseph	S.Lechler	B.McKinney	
12/17 at Jacksonville	B.Giacomini	S.Lechler	B.McKinney				
12/25 PITTSBURGH	S.Lechler	D.Quessenberry					
12/31 at Indianapolis	J.Clowney	B.Giacomini	J.Joseph	S.Lechler	B.McKinney		

**Bold underline** denotes rookie

# 2017 HIGHS & LOWS / RECORD WHEN

## TEAM SEASON HIGHS AND LOWS

	Texans		Opponents	
	High	Low	High	Low
Points	57 vs. TEN	6 vs. PIT	45 at JAX	9 at CIN
First Downs	33 vs. TEN	9 at JAX	29 vs. KC	9 vs. TEN
Total Offense	509 at SEA	186 at JAX	479 at SEA	195 vs. TEN
Net Yards Rushing	176 vs. PIT	53 at TEN	198 at TEN	33 at SEA
Net Yards Passing	367 at SEA	51 vs. PIT	446 at SEA	104 at IND
Offensive Plays	78 vs. TEN	52 vs. PIT	73 vs. KC	41 vs. TEN
Rushing Attempts	42 vs. TEN	21, 2x – last: at JAX	39 vs. JAX	18 vs. ARI
Pass Attempts	49 at TEN	17 vs. PIT	41 at SEA	20 vs. TEN
Pass Completions	31 at TEN	8 vs. PIT	29 vs. KC	10 vs. TEN
Passes Had Intercepted	3 at SEA	0, 4x – last: vs. SF	4 vs. TEN	0, 11x – last: at IND
Sacks Allowed	10 vs. JAX	1, 2x – last: vs. ARI	5 at NE	0, 2x – last: vs. PIT
Fumbles	4 vs. ARI	0, 4x – last: at IND	4 at NE	0, 6x – last: at IND
Fumbles Lost	3 vs. JAX	0, 8x – last: at IND	1, 5x – last: at TEN	0, 11x – last: at IND
Total Turnovers	4, 2x – last: at LAR	0 at CIN	5 vs. TEN	0, 7x – last: at IND
Penalties	14 at JAX	3 vs. TEN	11, 2x – last: vs. SF	4, 2x – last: at IND
Yards Penalized	127 at JAX	20 vs. TEN	120 at SEA	20 at IND
Time of Possession	39:41 vs. TEN	21:43 vs. KC	38:17 vs. KC	20:19 vs. TEN
Defensive Interceptions	4 vs. TEN	0, 11x – last: at IND	3 at SEA	0, 4x – last: vs. SF
Total Takeaways	5 vs. TEN	0, 7x – last: at IND	4, 2x – last: at LAR	0 at CIN
Third-Down Conversions	8, 2x – last: at TEN	2 at SEA	9 vs. KC	2, 2x – last: vs. SF

## INDIVIDUAL SEASON HIGHS

	Texans	Opponents
Yards Rushing	108, A.Blue vs. PIT	109, D.Henry at TEN
Rushing Attempts	22, L.Miller vs. ARI	29, K.Hunt vs. KC
Rushing TDs	2, D.Foreman vs. ARI	2, 2x – last: T.Bohanon at JAX
Receptions	11, D.Hopkins vs. SF	9, L.Fitzgerald vs. ARI
Yards Receiving	224, D.Hopkins at SEA	186, K.Cole at JAX
Receiving TDs	3, D.Hopkins vs. KC	2, 9x – last: J.Mickens at JAX
Scrimmage Yards	224, D.Hopkins at SEA	186, K.Cole at JAX
All-Purpose Yards	224, D.Hopkins at SEA	197, A.Erickson at CIN
Yards Passing	402, D.Watson at SEA	452, R.Wilson at SEA
Pass Attempts	49, T.Savage at TEN	41, R.Wilson at SEA
Pass Completions	31, T.Savage at TEN	29, A.Smith vs. KC
TD Passes	5, D.Watson vs. KC	5, T.Brady at NE
Interceptions Thrown	3, D.Watson at SEA	3, K.Hogan vs. CLE
Longest Run	49t, D.Watson at CIN	75t, D.Henry at TEN
Longest Pass Completion	72t, D.Watson to D.Hopkins at SEA	94t, J.Goff to R.Woods at LAR
Longest Kickoff Return	42, C.Thompson vs. TEN	48, A.Jackson vs. TEN
Longest Punt Return	49, W.Fuller V vs. KC	82t, T.Hill vs. KC
Longest INT Return	82t, Johnathan Joseph vs. CLE	78t, E.Thomas at SEA
Longest Punt	68, S.Lechler at NE	65, B.Nortman at JAX
Longest Field Goal	55, K.Fairbairn vs. SF	54, A.Vinatieri at IND
Touchdowns Scored	3, D.Hopkins vs. KC	2, 11x – last: J.Mickens & K.Cole at JAX
Points Scored	18, D.Hopkins vs. KC	18, H.Butker vs. KC

## TEXANS RECORD WHEN...

Category	2017 W-L	All-Time W-L
Texans at NRG Stadium	3-5	66-62
Texans on the road	1-7	44-84
Texans on grass	0-4	84-97
Texans on artificial turf	4-8	26-49
Texans in domes	0-0	2-13
Texans in retractable roof stadiums	3-6	68-73
Texans outdoors	1-6	40-60
NRG Stadium roof open	0-0	24-21
NRG Stadium roof closed	3-5	42-41
Texans score first	4-5	73-49
Opponent scores first	0-7	37-97
Texans score on first possession	2-4	41-36
Texans score 20-or-more points	3-3	88-54
Texans score 19-or-less points	1-9	22-92
Texans allow 20-or-more points	1-12	31-131
Texans allow 19-or-less points	3-0	79-15
Texans lead after 1st quarter	3-5	58-37
Texans trail after 1st quarter	0-6	26-85
Score tied after 1st quarter	1-1	26-24
Texans lead at halftime	3-1	72-31
Texans trail at halftime	1-9	31-106
Score tied at halftime	0-2	7-9
Texans lead after 3rd quarter	3-0	80-21
Texans trail after 3rd quarter	1-12	20-113
Score tied after 3rd quarter	0-0	10-12
Game goes to overtime	0-0	5-9
Texans have positive turnover ratio	3-0	69-18
Texans have negative turnover ratio	0-9	20-94
Turnover ratio even	1-3	21-34
Texans have more than 30:00 TOP	3-4	90-49
Texans have less than 30:00 TOP	1-8	20-97
Texans have a 100-yard rusher	0-1	40-25
Texans have 300 net passing yards	0-2	12-23
Texans have a 100-yard receiver	1-4	38-41
Texans have two 100-yard receivers	0-1	3-6
Texans win coin toss	2-7	52-80
Texans lose coin toss	2-5	58-66
Texans wearing Blue jerseys	2-4	48-48
Texans wearing White jerseys	0-6	50-88
Texans wearing Red jerseys	0-1	10-9
Texans wearing All-White	0-1	7-7
Texans wearing All-Blue	1-0	7-6
Texans wearing All-Red	0-0	0-0
Texans wearing Color Rush	1-0	1-0
In September	1-2	24-29
In October	2-2	28-34
In November	1-3	26-37
In December	0-5	29-42
In January	0-0	3-4
On Sunday Night	0-1	3-8
On Thursday Night	1-0	2-6
On Monday Night	0-1	4-8
On Saturday	0-0	1-1
Day Games	3-10	100-124
Night Games	1-2	10-22
vs. AFC South overall	1-5	41-55
vs. AFC South at home	1-2	25-23
vs. AFC South on the road	0-3	16-32
vs. AFC	3-9	84-108
vs. AFC North	2-2	16-18
vs. AFC East	0-1	14-17
vs. AFC West	0-1	13-18
vs. NFC	1-3	26-38
vs. NFC East	0-0	4-12
vs. NFC South	0-0	9-7
vs. NFC North	0-0	8-8
vs. NFC West	1-3	5-11



# POSTSEASON HIGHS & LOWS / RECORD WHEN

## TEXANS TEAM ALL-TIME POSTSEASON HIGHS

	Texans		Opponents	
	High	Low	High	Low
Points	31 vs. CIN (1/7/12)	0 vs. KC (1/9/16)	41 at NE (1/13/13)	10 vs. CIN (1/7/12)
First Downs	25 at NE (1/13/13)	14, 2x – last: at NE (1/14/17)	24 at NE (1/13/13)	11 at BAL (1/15/12)
Total Offense	425 at NE (1/13/13)	226 vs. KC (1/9/16)	457 at NE (1/13/13)	198 vs. CIN (1/5/13)
Net Yards Rushing	188 vs. CIN (1/7/12)	91 at NE (1/13/13)	141 vs. KC (1/9/16)	64 vs. OAK (1/7/17)
Net Yards Passing	334 at NE (1/13/13)	112 vs. KC (1/9/16)	335 at NE (1/13/13)	118 vs. CIN (1/5/13)
Rushing Attempts	44 vs. OAK (1/7/17)	23, 2x – last: at NE (1/14/17)	37 vs. KC (1/9/16)	16 vs. CIN (1/5/13)
Pass Attempts	51 at NE (1/13/13)	20 vs. CIN (1/7/12)	45 vs. OAK (1/7/17)	22 vs. KC (1/9/16)
Pass Completions	34 at NE (1/13/13)	11 vs. CIN (1/7/12)	27 vs. CIN (1/7/12)	14, 2x – last: vs. CIN (1/5/13)
Passes Had Intercepted	4 vs. KC (1/9/16)	0, 2x – last: vs. OAK (1/7/17)	3, 2x – last: vs. OAK (1/7/17)	0, 2x – last: at NE (1/13/13)
Sacks Allowed	3, 2x – last: at NE (1/14/17)	0, 3x – last: vs. OAK (1/7/17)	5 at BAL (1/15/12)	1 at NE (1/13/13)
Fumbles	3, 3x – last: vs. OAK (1/7/17)	0, 3x – last: at NE (1/14/17)	3 at BAL (1/15/12)	0, 3x – last: vs. OAK (1/7/17)
Fumbles Lost	1, 2x – last: vs. KC (1/9/16)	0, 5x – last: at NE (1/14/17)	1 at NE (1/14/17)	0, 6x – last: vs. OAK (1/7/17)
Total Turnovers	5 vs. KC (1/9/16)	0, 2x – last: vs. OAK (1/7/17)	3, 3x – last: at NE (1/14/17)	0, 2x – last: at NE (1/13/13)
Penalties	7, 2x – last: vs. OAK (1/7/17)	3, 2x – last: at NE (1/13/13)	8 vs. OAK (1/7/17)	0 at BAL (1/15/12)
Yards Penalized	87 vs. CIN (1/7/12)	20, 2x – last: at NE (1/13/13)	63 vs. OAK (1/7/17)	0 at BAL (1/15/12)
Time of Possession	38:49 vs. CIN (1/5/13)	25:35 vs. KC (1/9/16)	34:25 vs. KC (1/9/16)	21:11 vs. CIN (1/5/13)
Defensive Interceptions	3, 2x – last: vs. OAK (1/7/17)	0, 2x – last: at NE (1/13/13)	4 vs. KC (1/9/16)	0, 2x – last: vs. OAK (1/7/17)
Total Takeaways	3, 3x – last: at NE (1/14/17)	0, 2x – last: at NE (1/13/13)	5 vs. KC (1/9/16)	0, 2x – last: vs. OAK (1/7/17)
Third-Down Conversions	8 vs. CIN (1/5/13)	3 at NE (1/14/17)	6, 2x – last: at NE (1/13/13)	0 vs. CIN (1/5/13)

## TEXANS ALL-TIME INDIVIDUAL POSTSEASON HIGHS

	Texans	Opponents
Yards Rushing	153, A.Foster vs. CIN (1/7/12)	82, S.Ridley at NE (1/13/13)
Rushing Attempts	32, A.Foster vs. CIN (1/5/13)	21, R.Rice at BAL (1/15/12)
Rushing TDs	2, A.Foster vs. CIN (1/7/12)	1, 6x – last: D.Lewis at NE (1/14/17)
Receptions	9, 2x – last: O.Daniels at NE (1/13/13)	8, 3x – last: J. Edelman at NE (1/14/17)
Yards Receiving	111, A.Johnson at BAL (1/15/12)	137, J.Edelman at NE (1/14/17)
Receiving TDs	1, 5x – last: C.Fiedorowicz at NE (1/14/17)	2, S.Vereen at NE (1/13/13)
Scrimmage Yards	182, A.Foster vs. CIN (1/7/12)	149, J.Edelman at NE (1/14/17)
All-Purpose Yards	182, A.Foster vs. CIN (1/7/12)	175, J.Edelman at NE (1/14/17)
Yards Passing	343, M.Schaub at NE (1/13/13)	344, T.Brady at NE (1/13/13)
Pass Attempts	51, M.Schaub at NE (1/13/13)	45, C.Cook vs. OAK (1/7/17)
Pass Completions	34, M.Schaub at NE (1/13/13)	27, A.Dalton vs. CIN (1/7/12)
TD Passes	2, M.Schaub at NE (1/13/13)	3, T.Brady at NE (1/13/13)
Interceptions Thrown	4, B.Hoyer vs. KC (1/9/16)	3, 2x – last: C.Cook vs. OAK (1/7/17)
Longest Run	49, A.Blue vs. KC (1/9/16)	29, B.Green-Ellis at NE (1/13/13)
Longest Pass Completion	40 (TD), T.Yates to A.Johnson vs. CIN (1/7/12)	48, 2x – last: T.Brady to J.Edelman at NE (1/14/17)
Longest Kickoff Return	94, D.Manning at NE (1/13/13)	106 (TD), K.Davis vs. KC (1/9/16)
Longest Punt Return	18, W.Fuller V at NE (1/14/17)	37, J.Richard vs. OAK (1/7/17)
Longest INT Return	29 (TD), J.Watt vs. CIN (1/7/12)	31, D.Harmon at NE (1/14/17)
Longest Punt	63, S.Lechler at NE (1/14/17)	64, 2x – last: Z.Mesko at NE (1/13/13)
Longest Field Goal	55, S.Graham at NE (1/13/13)	49, C.Santos vs. KC (1/9/16)
Touchdowns Scored	2, 2x – last: A.Foster at NE (1/13/13)	3, 2x – last: D.Lewis at NE (1/14/17)
Points Scored	13, S.Graham vs. CIN (1/5/13)	18, 2x – last: D.Lewis at NE (1/14/17)

## POSTSEASON RECORD WHEN...

Category	2017 W-L	All-Time W-L
Texans at NRG Stadium	0-0	3-1
Texans on the road	0-0	0-3
Texans on grass	0-0	2-0
Texans on artificial turf	0-0	1-4
Texans in domes	0-0	0-0
NRG Stadium roof open	0-0	0-0
NRG Stadium roof closed	0-0	3-1
Texans score first	0-0	2-2
Opponent scores first	0-0	1-2
Texans score on first possession	0-0	0-2
Texans score 20-or-more points	0-0	2-1
Texans score 19-or-less points	0-0	1-3
Texans allow 20-or-more points	0-0	0-4
Texans allow 19-or-less points	0-0	3-0
Texans lead after 1st quarter	0-0	2-0
Texans trail after 1st quarter	0-0	0-4
Score tied after 1st quarter	0-0	1-0
Texans lead at halftime	0-0	3-0
Texans trail at halftime	0-0	0-4
Score tied at halftime	0-0	0-0
Texans lead after 3rd quarter	0-0	3-0
Texans trail after 3rd quarter	0-0	0-4
Score tied after 3rd quarter	0-0	0-0
Game goes to overtime	0-0	0-0
Texans have positive turnover ratio	0-0	2-0
Texans have negative turnover ratio	0-0	0-3
Turnover ratio even	0-0	1-1
Texans have more than 30:00 TOP	0-0	2-2
Texans have less than 30:00 TOP	0-0	1-2
Texans have a 100-yard rusher	0-0	2-1
Texans have 300 net passing yards	0-0	0-1
Texans have a 100-yard receiver	0-0	0-1
Texans have two 100-yard receivers	0-0	0-0
Texans win coin toss	0-0	1-2
Texans lose coin toss	0-0	2-2
Texans wearing Blue jerseys	0-0	3-1
Texans wearing White jerseys	0-0	0-3
Texans wearing All-White	0-0	0-1
In January	0-0	3-4
Kickoff at 12:00 CT	0-0	0-1
Kickoff at 3:00/3:05/3:15/3:35 CT	0-0	3-2
Kickoff at night	0-0	0-1
vs. AFC	0-0	2-3
vs. AFC North	0-0	2-1
vs. AFC East	0-0	0-1
vs. AFC West	0-0	0-1

# 2017 TEXANS TRANSACTIONS

## JANUARY

- 2 Signed P **Cory Carter** to a reserve/future contract.
- 16 Signed eight players to reserve/future contracts: TE **RaShaun Allen**, NT **Brandon Dunn**, T **Laurence Gibson**, RB **Kenny Hilliard**, WR **Tevin Jones**, OLB **Eric Lee**, ILB **Shakeel Rashad** and G/T **Chad Slade**.
- 16 Mutually parted ways with Offensive Coordinator **George Godsey**.
- 30 Announced the 2017 assistant coaching staff: **Romeo Crennel** - Assistant Head Coach/Defense; **Mike Vrabel** - Defensive Coordinator; **John Butler** - Secondary; **Anthony Weaver** - Defensive Line; **Bobby King** - Linebackers; **Anthony Midget** - Assistant Secondary; **Shane Bowen** - Defensive Assistant; **Sean Ryan** - Quarterbacks; **Mike Devlin** - Offensive Line; **John Perry** - Wide Receivers; **Charles London** - Running Backs; **Tim Kelly** - Tight Ends; **Will Lawing** - Offensive Assistant/Offensive Line; **Pat O'Hara** - Offensive Assistant/Quarterbacks; **Larry Izzo** - Special Teams Coordinator; **Doug Colman** - Assistant Special Teams Coordinator; **Wes Welker** - Offensive/Special Teams Assistant.

## MARCH

- 9 Traded QB **Brock Osweiler** to the Cleveland Browns.
- 9 Re-signed unrestricted free agents P **Shane Lechler** and K **Nick Novak**.
- 13 Re-signed unrestricted free agent TE **Ryan Griffin**.

## APRIL

- 13 Released C **Tony Bergstrom** and waived OLB **Gerald Rivers**.
- 19 Signed unrestricted free agent WR **Andre Johnson**.
- 20 Placed WR **Andre Johnson** on Reserve/Retired.
- 27 Selected QB **Deshaun Watson** in the first round of the 2017 NFL Draft.
- 28 Selected ILB **Zach Cunningham** in the second round and RB **D'Onta Foreman** in the third round of the 2017 NFL Draft.
- 29 Selected T **Julián Davenport** and DE **Carlos Watkins** in the fourth round, S **Treston Decoud** in the fifth round and C/G **Kyle Fuller** in the seventh round of the 2017 NFL Draft.

## MAY

- 12 Claimed CB **Marcus Roberson** off waivers.
- 12 Placed T **Derek Newton** on Reserve/Physically Unable to Perform.
- 12 Signed ILB **Zach Cunningham**, T **Julián Davenport**, S **Treston Decoud**, G **Kyle Fuller**, DE **Carlos Watkins** and QB **Deshaun Watson** as draft picks.
- 12 Signed NT **Eli Ankou**, TE **Evan Baylis**, T **Dimitric Camiel**, ILB **Dylan Cole**, TE **Zach Conque**, DE **T.J. Daniel**, DE **Matthew Godin**, WR **Deanté Gray**, WR **Justin Hardee**, NT **Rickey Hatley**, WR **Shaq Hill**, WR **Riley McCarron**, S **T.J. Mutcherson**, OLB **Dayon Pratt**, OLB **Gimel President**, DE **Daniel Ross**, G **Jake Simonich**, S **Malik Smith**, CB **Dee Virgin** and ILB **Avery Williams** as college free agents.
- 16 Waived T **Dimitric Camiel**, RB **Kenny Hilliard**, WR **Tevin Jones** and S **T.J. Mutcherson**.
- 16 Signed T **Breno Giacomini**, CB **Bryce Jones**, RB **Dare Ogunbowale** and WR **Chris Thompson**.

## JUNE

- 5 Waived ILB **Max Bullough** and WR **Keith Mumphery**.
- 5 Signed WR **Dres Anderson** and ILB **Sio Moore**.
- 9 Waived G **Jake Simonich**.
- 9 Signed C **Erik Austell**.
- 19 Signed RB **D'Onta Foreman** as a draft pick.

## JULY

- 25 Placed T **Duane Brown** on the Reserve/Did Not Report list.
- 25 Placed DE **T.J. Daniel** on the Active/Physically Unable to Perform list.
- 25 Placed DE **Joel Heath** and OLB **Dayon Pratt** on the Active/Non-Football Injury list.
- 28 Waived WR **Shaq Hill**.
- 28 Claimed WR **Devin Street** off waivers from the New York Jets.

## AUGUST

- 1 Waived-Injured WR **Deanté Gray**.
- 1 Signed S **Marcus Gilchrist** and WR **DeAndrew White**.
- 3 Moved DE **T.J. Daniel** from the Active/Physically Unable to Perform List to the active roster.
- 3 WR **Deanté Gray** reverted to the Reserve/Injured list.
- 3 Moved OLB **Dayon Pratt** from the Active/Non-Football Injury list to the active roster.
- 3 Waived DE **T.J. Daniel**.
- 5 Signed WR **Marcus Leak**.
- 7 Waived TE **Zach Conque** from the active roster with an injury settlement.
- 7 Claimed T **Terry Poole** off waivers from the Miami Dolphins.
- 8 Waived T **Terry Poole** with a failed physical designation.
- 11 Signed WR **Bruce Ellington**.
- 14 Signed WR **Germone Hopper**.
- 14 Waived-Injured WR **DeAndrew White**.
- 15 WR **DeAndrew White** reverted to the Reserve/Injured list.
- 21 Waived WR **DeAndrew White** from the Reserve/Injured list with an injury settlement.
- 23 Signed OLB **Mike Catapano**.
- 23 Waived-Injured WR **Devin Street**.
- 23 Moved DE **Joel Heath** from the Active/Non-Football Injury list to the active roster.
- 24 WR **Devin Street** reverted to the Reserve/Injured list.
- 25 Signed RB **Jordan Todman**.
- 25 Waived-Injured OLB **Dayon Pratt**.
- 26 OLB **Dayon Pratt** reverted to the Reserve/Injured list.
- 30 Waived WR **Devin Street** from the Reserve/Injured list with an injury settlement.
- 31 Signed S **Andre Hal**, WR **DeAndre Hopkins**, TE **C.J. Fiedorowicz** and FB **Jay Prosch** to contract extensions.

## SEPTEMBER

- 1 Waived OLB **Dayon Pratt** from the Reserve/Injured list with an injury settlement.
- 2 Released OLB **Mike Catapano**, ILB **Sio Moore**, K **Nick Novak** and QB **Brandon Weeden**.
- 2 Waived WR **Dres Anderson**, NT **Eli Ankou**, C **Erik Austell**, TE **Evan Baylis**, S **K.J. Dillon**, T **Laurence Gibson**, WR **Justin Hardee**, NT **Rickey Hatley**, WR **Germone Hopper**, CB **Bryce Jones**, WR **Marcus Leak**, OLB **Eric Lee**, WR **Riley McCarron**, RB **Dare Ogunbowale**, OLB **Gimel President**, G **David Quessenberry**, ILB **Shakeel Rashad**, CB **Marcus Roberson**, DE **Daniel Ross**, G **Chad Slade**, WR **Chris Thompson**, G **Josh Walker**, OLB **Tony Washington Jr.** and ILB **Avery Williams** from the active roster.
- 2 Waived-injured TE **RaShaun Allen**, S **Lonnie Ballentine**, P **Cory Carter**, DE **Matthew Godin**, CB **Denzel Rice**, S **Malik Smith** and WR **Wendall Williams**.
- 2 Waived CB **Robert Nelson Jr.** from the active roster with an injury settlement.
- 3 Claimed WR **Andy Jones** off waivers from the Dallas Cowboys.
- 3 Waived RB **Akeem Hunt** from the active roster.
- 3 Signed TE **Evan Baylis**, CB **Bryce Jones**, WR **Riley McCarron**, RB **Dare Ogunbowale**, OLB **Gimel President**, G **David Quessenberry**, DE **Daniel Ross**, G/T **Chad Slade** and WR **Chris Thompson** to the practice squad.



# 2017 TEXANS TRANSACTIONS

- 3 TE **RaShaun Allen**, S **Lonnie Ballentine**, P **Cory Carter**, DE **Matthew Godin**, CB **Denzel Rice**, S **Malik Smith** and WR **Wendall Williams** reverted to the Reserve/Injured list.
- 3 Waived P **Cory Carter** from the Reserve/Injured list with an injury settlement.
- 4 Signed OLB **LaTroy Lewis** to the practice squad.
- 5 Waived WR **Wendall Williams** from the Reserve/Injured list with an injury settlement.
- 6 Waived CB **Dee Virgin** from the active roster.
- 6 Signed CB **Marcus Burley** to the active roster.
- 8 Waived DE **Daniel Ross** from the practice squad.
- 8 Signed CB **Dee Virgin** to the practice squad.
- 8 Waived TE **RaShaun Allen** and S **Malik Smith** from the Reserve/Injured list with an injury settlement.
- 8 Waived S **Lonnie Ballentine** and CB **Denzel Rice** from the Reserve/Injured list with an injury settlement.
- 11 Granted one day roster exemption for WR **Jaelen Strong**.
- 12 WR **Jaelen Strong**'s roster exemption was lifted and he was added to the active roster.
- 12 Placed TE **C.J. Fiedorowicz** on the Reserve/Injured list.
- 13 Signed TE **Evan Baylis** to the active roster from the practice squad.
- 13 Waived WR **Andy Jones** from the active roster.
- 13 Placed ILB **Brian Cushing** on the Reserve/Suspended list.
- 18 Signed WR **Cobi Hamilton** and TE **MyCole Pruitt** to the practice squad.
- 18 Signed WR **Andy Jones** and T **Jah Reid** to the active roster.
- 18 Waived WR **Jaelen Strong** from the active roster.
- 20 Released WR **Riley McCarron** from the practice squad.
- 20 Signed CB **Johntan Banks** to the active roster.
- 20 Waived TE **Evan Baylis** from the active roster.
- 27 Signed WR **Chris Thompson** to the active roster from the practice squad.
- 27 Signed ILB **Kennan Gilchrist** to the practice squad.
- 27 Waived WR **Andy Jones** from the active roster.

## OCTOBER

- 4 Placed RB **Tyler Ervin** on the Reserve/Injured list.
- 4 Signed S **Marcus Cromartie** to the active roster.
- 5 Claimed ILB **Ben Heeney** off waivers from the New Orleans Saints.
- 5 Waived S **Kurtis Drummond** from the active roster.
- 6 Signed S **Kurtis Drummond** to the practice squad.
- 6 Released RB **Dare Ogunbowale** from the practice squad.
- 10 Released CB **Johntan Banks** and T **Jah Reid** from the active roster.
- 10 Claimed CB **Marcus Williams** off waivers from the New York Jets.
- 11 Placed OLB **Whitney Mercilus** and DE **J.J. Watt** on the Reserve/Injured list.
- 11 Signed OLB **Lamarr Houston** and DE **Kendall Langford** to the active roster.
- 11 Signed G **Dorian Johnson** to the active roster from the Arizona Cardinals' practice squad.
- 14 Signed S **Kurtis Drummond** to the active roster from the practice squad.
- 14 Waived S **Marcus Cromartie** from the active roster.
- 23 Received a roster exemption for T **Duane Brown** after reinstating him from the Reserve/Did Not Report list.
- 25 Signed ILB **Jelani Jenkins** to the active roster.
- 25 Released CB **Marcus Burley** from the active roster.
- 25 Signed NT **Chunky Clements** to the practice squad.
- 28 Added T **Duane Brown** to the active roster.
- 28 Waived T **Kendall Lamm** from the active roster.

## NOVEMBER

- 1 Traded T **Duane Brown** to the Seattle Seahawks.
- 1 Signed DE **Angelo Blackson** off the New England Patriots' practice squad.
- 1 Signed T **Kendall Lamm** to the active roster.
- 1 Placed DE **Christian Covington** on the Reserve/Injured list.
- 3 Signed QB **Matt McGloin** and QB **T.J. Yates** to the active roster.
- 3 Placed QB **Deshaun Watson** on the Reserve/Injured list.
- 3 Waived G **Dorian Johnson** from the active roster.
- 7 Released DE **Kendall Langford** and QB **Matt McGloin** from the active roster.
- 7 Signed QB **Josh Johnson** to the active roster.
- 8 Signed NT **Chunky Clements** to the active roster from the practice squad.
- 8 Signed G **Dorian Johnson** to the practice squad.
- 10 Designated TE **C.J. Fiedorowicz** to return from the Reserve/Injured list and placed him on the active roster.
- 10 Placed TE **Ryan Griffin** on the Reserve/Injured list.
- 22 Claimed RB **Andre Ellington** off waivers from the Arizona Cardinals.
- 22 Signed WR **Cobi Hamilton** to the active roster from the practice squad.
- 22 Signed RB **Troyaine Pope** to the practice squad.
- 22 Placed RB **D'Onta Foreman** on the Reserve/Injured list.
- 22 Waived QB **Josh Johnson** from the active roster.
- 29 Signed OLB **LaTroy Lewis**, OLB **Gimel President** and G/T **Chad Slade** to the active roster from the team's practice squad.
- 29 Signed QB **Taylor Heinicke**, TE **Ryan Malleck** and WR **DeAndrew White** to the practice squad.
- 29 Granted a one-week roster exemption for ILB **Brian Cushing** after he was reinstated from the Reserve/Suspended list.
- 29 Placed T **Chris Clark** and ILB **Ben Heeney** on the Reserve/Injured list.
- 29 Waived OLB **Lamarr Houston** from the active roster.

## DECEMBER

- 4 Placed OLB **Brennan Scarlett** on the Reserve/Injured list.
- 5 Signed TE **MyCole Pruitt** and WR **DeAndrew White** to the active roster from the team's practice squad.
- 13 Signed WR **Devin Lucien** and CB **Josh Thornton** to the practice squad.
- 13 Placed WR **Bruce Ellington** and TE **C.J. Fiedorowicz** on the Reserve/Injured list.
- 14 Signed S **Ibraheim Campbell** to the practice squad.
- 15 Released WR **Devin Lucien** from the practice squad.
- 16 Waived NT **Chunky Clements** from the active roster.
- 19 Signed QB **Taylor Heinicke** to the active roster from the team's practice squad.
- 19 Signed NT **Chunky Clements** to the practice squad.
- 19 Signed S **Ibraheim Campbell**, NT **Chunky Clements** and G **David Quessenberry** to the active roster from the team's practice squad.
- 19 Signed TE **Zach Conque** to the practice squad.
- 19 Placed C **Nick Martin**, TE **MyCole Pruitt** and NT **D.J. Reader** on the Reserve/Injured list.
- 21 Signed NT **Marcus Hardison** and T **Jake Rodgers** to the practice squad.
- 23 Signed TE **Ryan Malleck** to the active roster from the team's practice squad.
- 26 Placed QB **Tom Savage** on the Reserve/Injured list.
- 26 Signed TE **Jevoni Robinson** to the practice squad.
- 27 Signed QB **Josh Johnson** to the active roster.
- 27 Placed S **Corey Moore** on the Reserve/Injured list.
- 27 Signed G **Erik Austell** to the practice squad.
- 27 Released G **Dorian Johnson** from the practice squad.

# 2017 NFL STANDINGS / RESULTS

## AMERICAN FOOTBALL CONFERENCE

### East Division

Team	W	L	T	Pct	PF	PA	Home	Away	Conf	Div	Streak
z-New England Patriots	13	3	0	.813	458	296	6-2-0	7-1-0	10-2-0	5-1-0	Won 3
x-Buffalo Bills	9	7	0	.563	302	359	6-2-0	3-5-0	7-5-0	3-3-0	Won 1
Miami Dolphins	6	10	0	.375	281	393	4-4-0	2-6-0	5-7-0	2-4-0	Lost 3
New York Jets	5	11	0	.313	298	382	4-4-0	1-7-0	5-7-0	2-4-0	Lost 4

### North Division

Team	W	L	T	Pct	PF	PA	Home	Away	Conf	Div	Streak
y-Pittsburgh Steelers	13	3	0	.813	406	308	6-2-0	7-1-0	10-2-0	6-0-0	Won 2
Baltimore Ravens	9	7	0	.563	395	303	5-3-0	4-4-0	7-5-0	3-3-0	Lost 1
Cincinnati Bengals	7	9	0	.438	290	349	4-4-0	3-5-0	6-6-0	3-3-0	Won 2
Cleveland Browns	0	16	0	.000	234	410	0-8-0	0-8-0	0-12-0	0-6-0	Lost 16

### South Division

Team	W	L	T	Pct	PF	PA	Home	Away	Conf	Div	Streak
y-Jacksonville Jaguars	10	6	0	.625	417	268	6-2-0	4-4-0	9-3-0	4-2-0	Lost 2
x-Tennessee Titans	9	7	0	.563	334	356	6-2-0	3-5-0	8-4-0	5-1-0	Won 1
Indianapolis Colts	4	12	0	.250	263	404	3-5-0	1-7-0	3-9-0	2-4-0	Won 1
Houston Texans	4	12	0	.250	338	436	3-5-0	1-7-0	3-9-0	1-5-0	Lost 6

### West Division

Team	W	L	T	Pct	PF	PA	Home	Away	Conf	Div	Streak
y-Kansas City Chiefs	10	6	0	.625	415	339	6-2-0	4-4-0	8-4-0	5-1-0	Won 4
Los Angeles Chargers	9	7	0	.563	355	272	5-3-0	4-4-0	6-6-0	3-3-0	Won 2
Oakland Raiders	6	10	0	.375	301	373	4-4-0	2-6-0	5-7-0	2-4-0	Lost 4
Denver Broncos	5	11	0	.313	289	382	4-4-0	1-7-0	4-8-0	2-4-0	Lost 2

## NATIONAL FOOTBALL CONFERENCE

### East Division

Team	W	L	T	Pct	PF	PA	Home	Away	Conf	Div	Streak
z-Philadelphia Eagles	13	3	0	.813	457	295	7-1-0	6-2-0	10-2-0	5-1-0	Lost 1
Dallas Cowboys	9	7	0	.563	354	332	3-5-0	6-2-0	7-5-0	5-1-0	Won 1
Washington Redskins	7	9	0	.438	342	388	5-3-0	2-6-0	5-7-0	1-5-0	Lost 1
New York Giants	3	13	0	.188	246	388	2-6-0	1-7-0	1-11-0	1-5-0	Won 1

### North Division

Team	W	L	T	Pct	PF	PA	Home	Away	Conf	Div	Streak
y-Minnesota Vikings	13	3	0	.813	382	252	7-1-0	6-2-0	10-2-0	5-1-0	Won 3
Detroit Lions	9	7	0	.563	410	376	4-4-0	5-3-0	8-4-0	5-1-0	Won 1
Green Bay Packers	7	9	0	.438	320	384	4-4-0	3-5-0	5-7-0	2-4-0	Lost 3
Chicago Bears	5	11	0	.313	264	320	3-5-0	2-6-0	1-11-0	0-6-0	Lost 1

### South Division

Team	W	L	T	Pct	PF	PA	Home	Away	Conf	Div	Streak
y-New Orleans Saints	11	5	0	.688	448	326	7-1-0	4-4-0	8-4-0	4-2-0	Lost 1
x-Carolina Panthers	11	5	0	.688	363	327	6-2-0	5-3-0	7-5-0	3-3-0	Lost 1
x-Atlanta Falcons	10	6	0	.625	353	315	5-3-0	5-3-0	9-3-0	4-2-0	Won 1
Tampa Bay Buccaneers	5	11	0	.313	335	382	4-4-0	1-7-0	3-9-0	1-5-0	Won 1

### West Division

Team	W	L	T	Pct	PF	PA	Home	Away	Conf	Div	Streak
y-Los Angeles Rams	11	5	0	.688	478	329	4-4-0	7-1-0	7-5-0	4-2-0	Lost 1
Seattle Seahawks	9	7	0	.563	366	332	4-4-0	5-3-0	7-5-0	4-2-0	Lost 1
Arizona Cardinals	8	8	0	.500	295	361	5-3-0	3-5-0	5-7-0	3-3-0	Won 2
San Francisco 49ers	6	10	0	.375	331	383	3-5-0	3-5-0	3-9-0	1-5-0	Won 5

x - Clinched Playoff Spot; y - Clinched Division; z - Clinched Conference

## POSTSEASON RESULTS

### AFC WILD CARD

Tennessee 22, Kansas City 21  
Jacksonville 10, Buffalo 3

### NFC WILD CARD

Atlanta 26, L.A. Rams 13  
New Orleans 31, Carolina 26

### AFC DIVISIONAL

New England 35, Tennessee 14  
Jacksonville 45, Pittsburgh 42

### NFC DIVISIONAL

Philadelphia 15, Atlanta 10  
Minnesota 29, New Orleans 24

### AFC CHAMPIONSHIP

New England 24, Jacksonville 20

### NFC CHAMPIONSHIP

Philadelphia 38, Minnesota 7

### SUPER BOWL LII

Philadelphia 41, New England 33

## LEAGUE LEADERS

### Scoring, Kickers

AFC S.Gostkowski, New England 156  
NFC G.Zuerlein, L.A. Rams 158

### Scoring, Non-Kickers

AFC D.Hopkins, Houston 78  
NFC T.Gurley II, L.A. Rams 114

### Rushing Yards

AFC K.Hunt, Kansas City 1,327  
NFC T.Gurley II, L.A. Rams 1,305

### Passer Rating

AFC A.Smith, Kansas City 104.7  
NFC D.Brees, New Orleans 103.9

### Receiving Yards

AFC A.Brown, Pittsburgh 1,533  
NFC J.Jones, Atlanta 1,444

### Interceptions

AFC K.Byard, Tennessee 8  
NFC D.Slay, Detroit 8

### Sacks

AFC C.Campbell, Jacksonville 14.5  
NFC C.Jones, Arizona 17.0



# 2017 GAME SUMMARIES



## WEEK 1

Jacksonville Jaguars 29, Houston Texans 7

71,710 NRG Stadium Houston, Texas Sep 10, 2017



Jacksonville Jaguars	3	16	7	3	—	29
Houston Texans	0	0	7	0	—	7

### Scoring Drives

TEAM	QTR	TIME	SCORING PLAY	JAX	HOU
Jaguars	1	12:12	J. Myers: 42-yard FG (8-51, 2:52)	3	0
Jaguars	2	14:52	J. Myers: 25-yard FG (10-77, 5:14)	6	0
Jaguars	2	02:14	L. Fournette: 1-yard run (kick failed) (8-53, 5:29)	12	0
Texans	2	01:00	D. Fowler: 53-yard run (J. Myers kick) (5-28, 1:13)	19	0
Texans	3	09:12	D. Hopkins: 4-yard pass from D. Watson (K. Fairbairn kick) (14-75, 5:51)	19	7
Jaguars	3	04:18	T. Bohanon: 1-yard pass from B. Bortles (J. Myers kick) (10-75, 4:55)	26	7
Jaguars	4	03:15	J. Myers: 38-yard FG (4-7, 0:20)	29	7

### Jacksonville Jaguars

PASSING	ATT	CP	YDS	SK/YD	TD	LG	INT	QBR
Blake Bortles	21	11	125	0/0	1	20	0	86.4
<b>TOTAL</b>	<b>21</b>	<b>11</b>	<b>125</b>	<b>0/0</b>	<b>1</b>	<b>20</b>	<b>0</b>	<b>86.4</b>

RUSHING	ATT	YDS	AVG	LG	TD
Leonard Fournette	26	100	3.8	17	1
Chris Ivory	9	42	4.7	17	0
Blake Bortles	3	13	4.3	15	0
Tommy Bohanon	1	0	0.0	0	0
<b>TOTAL</b>	<b>39</b>	<b>155</b>	<b>4.0</b>	<b>17</b>	<b>1</b>

RECEIVING	NO	YDS	AVG	LG	TD
Allen Hurns	3	42	14.0	20	0
Leonard Fournette	3	24	8.0	12	0
Allen Robinson	1	17	17.0	17	0
Arrelious Benn	1	12	12.0	12	0
Chris Ivory	1	11	11.0	11	0
James O'Shaughnessy	1	18	18.0	18	0
Tommy Bohanon	1	1	1.0	1t	1
<b>TOTAL</b>	<b>11</b>	<b>125</b>	<b>11.4</b>	<b>20</b>	<b>1</b>

TOP DEFENSE	TOT	SOLO	AST	SCK	YDS	INT
Myles Jack	14	8	6	0.0	0.0	0
A.J. Bouye	6	5	1	0.0	0.0	0
Barry Church	6	3	3	0.0	0.0	0

FIELD GOALS	FGA/FGM	PERCENT
Jason Myers	4-3	75.0
<b>TOTAL</b>	<b>4-3</b>	<b>75.0</b>

### Houston Texans

PASSING	ATT	CP	YDS	SK/YD	TD	LG	INT	QBR
Deshaun Watson	23	12	102	4/21	1	26	1	60.4
Tom Savage	13	7	62	6/33	0	15	0	66.8
<b>TOTAL</b>	<b>36</b>	<b>19</b>	<b>164</b>	<b>10/54</b>	<b>1</b>	<b>26</b>	<b>1</b>	<b>63.6</b>

RUSHING	ATT	YDS	AVG	LG	TD
Lamar Miller	17	65	3.8	8	0
Deshaun Watson	2	16	8.0	9	0
Tyler Ervin	3	8	2.7	6	0
D'Onta Foreman	1	4	4.0	4	0
<b>TOTAL</b>	<b>23</b>	<b>93</b>	<b>4.0</b>	<b>9</b>	<b>0</b>

RECEIVING	NO	YDS	AVG	LG	TD
DeAndre Hopkins	7	55	7.9	12	1
C.J. Fiedorowicz	4	46	11.5	15	0
Tyler Ervin	4	18	4.5	6	0
Lamar Miller	2	31	15.5	26	0
Stephen Anderson	2	14	7.0	11	0
<b>TOTAL</b>	<b>19</b>	<b>164</b>	<b>8.6</b>	<b>26</b>	<b>1</b>

TOP DEFENSE	TOT	SOLO	AST	SCK	YDS	INT
Benardrick McKinney	11	4	7	0.0	0.0	0
Andre Hal	6	3	3	0.0	0.0	0
Kareem Jackson	6	4	2	0.0	0.0	0

FIELD GOALS	FGA/FGM	PERCENT
	No Field Goals	

### Team Statistics

	Jaguars	Texans
First Downs	19	23
Total Net Yards	280	203
Rushes/Net Yards	39/155	23/93
Net Passing	125	110
Pass Attempts/Completions	21/11	36/19
Had Intercepted	0	1
Sacked/Yards Lost	0/0	10/54
Punts/Average	4/46.8	5/43.2
Penalties/Yards	10/89	9/94
Fumbles/Lost	1/0	3/3
Possession Time	30:05	29:55

# 2017 GAME SUMMARIES



13

## WEEK 2

Houston Texans 13, Cincinnati Bengals 9

52,942 Paul Brown Stadium Cincinnati, Ohio Sep 14, 2017



9

Houston Texans ..... 3 7 0 3 — 13  
Cincinnati Bengals ..... 0 6 3 0 — 9

### Scoring Drives

TEAM	QTR	TIME	SCORING PLAY	HOU	CIN
Texans	1	01:32	K. Fairbairn: 26-yard FG (6-12, 3:04)	3	0
Bengals	2	13:48	R. Bullock: 39-yard FG (5-43, 2:44)	3	3
Texans	2	01:03	D. Watson: 49-yard run (K. Fairbairn kick) (9-94, 3:40)	10	3
Bengals	2	00:06	R. Bullock: 29-yard FG (6-64, 0:48)	10	6
Bengals	3	06:30	R. Bullock: 30-yard FG (17-63, 8:34)	10	9
Texans	4	02:01	K. Fairbairn: 42-yard FG (13-66, 6:24)	13	9

### Houston Texans

PASSING	ATT	CP	YDS	SK/YD	TD	LG	INT	QBR
Deshaun Watson	24	15	125	3/27	0	25	0	75.9
<b>TOTAL</b>	<b>24</b>	<b>15</b>	<b>125</b>	<b>3/27</b>	<b>0</b>	<b>25</b>	<b>0</b>	<b>75.9</b>

RUSHING	ATT	YDS	AVG	LG	TD
Deshaun Watson	5	67	13.4	49t	1
Lamar Miller	18	61	3.4	19	0
D'Onta Foreman	12	40	3.3	9	0
<b>TOTAL</b>	<b>35</b>	<b>168</b>	<b>4.8</b>	<b>49</b>	<b>1</b>

RECEIVING	NO	YDS	AVG	LG	TD
DeAndre Hopkins	7	73	10.4	25	0
Lamar Miller	3	26	8.7	12	0
Tyler Ervin	3	16	5.3	7	0
Braxton Miller	2	10	5.0	8	0
<b>TOTAL</b>	<b>15</b>	<b>125</b>	<b>8.3</b>	<b>25</b>	<b>0</b>

TOP DEFENSE	TOT	SOLO	AST	SCK	YDS	INT
Kareem Jackson	8	5	3	1.0	4.0	0
Benardrick McKinney	6	4	2	2.0	7.0	0
J.J. Watt	6	5	1	0.0	0.0	0

FIELD GOALS	FGA/FGM	PERCENT
Ka'imi Fairbairn	2-2	100.0
<b>TOTAL</b>	<b>2-2</b>	<b>100.0</b>

### Cincinnati Bengals

PASSING	ATT	CP	YDS	SK/YD	TD	LG	INT	QBR
Andy Dalton	35	20	224	3/11	0	50	0	76.4
<b>TOTAL</b>	<b>35</b>	<b>20</b>	<b>224</b>	<b>3/11</b>	<b>0</b>	<b>50</b>	<b>0</b>	<b>76.4</b>

RUSHING	ATT	YDS	AVG	LG	TD
Joe Mixon	9	36	4.0	7	0
Jeremy Hill	6	17	2.8	6	0
John Ross	1	12	12.0	12	0
Giovani Bernard	5	10	2.0	6	0
Andy Dalton	2	5	2.5	3	0
Alex Erickson	1	2	2.0	2	0
<b>TOTAL</b>	<b>24</b>	<b>82</b>	<b>3.4</b>	<b>12</b>	<b>0</b>

RECEIVING	NO	YDS	AVG	LG	TD
A.J. Green	5	67	13.4	50	0
Alex Erickson	4	62	15.5	37	0
Brandon LaFell	4	30	7.5	12	0
Tyler Eifert	3	42	14.0	22	0
Giovani Bernard	2	16	8.0	8	0
Jeremy Hill	1	2	2.0	2	0
Joe Mixon	1	5	5.0	5	0
<b>TOTAL</b>	<b>20</b>	<b>224</b>	<b>11.2</b>	<b>50</b>	<b>0</b>

TOP DEFENSE	TOT	SOLO	AST	SCK	YDS	INT
Vincent Rey	11	6	5	0.0	0.0	0
Chris Smith	6	3	3	1.0	14.0	0
George Iloka	6	4	2	0.0	0.0	0

FIELD GOALS	FGA/FGM	PERCENT
Randy Bullock	3-3	100.0
<b>TOTAL</b>	<b>3-3</b>	<b>100.0</b>

### Team Statistics

	Texans	Bengals
First Downs	14	12
Total Net Yards	266	295
Rushes/Net Yards	35/168	24/82
Net Passing	98	213
Pass Attempts/Completions	24/15	35/20
Had Intercepted	0	0
Sacked/Yards Lost	3/27	3/11
Punts/Average	9/48.9	7/47.7
Penalties/Yards	9/61	7/45
Fumbles/Lost	0/0	1/1
Possession Time	32:15	27:45



# 2017 GAME SUMMARIES



33

## WEEK 3

Houston Texans 33, New England Patriots 36

65,878 Gillette Stadium Foxborough, Mass. Sep 24, 2017



36

Houston Texans	10	10	7	6	—	33
New England Patriots	7	14	7	8	—	36

### Scoring Drives

TEAM	QTR	TIME	SCORING PLAY	HOU	NE
Patriots	1	10:37	R. Gronkowski: 5-yard pass from T. Brady (S. Gostkowski kick) (7-51, 2:58)	0	7
Texans	1	07:27	K. Fairbairn: 39-yard FG (6-57, 3:11)	3	7
Texans	1	01:57	B. Ellington: 29-yard pass from D. Watson (K. Fairbairn kick) (2-44, 0:40)	10	7
Patriots	2	12:33	C. Hogan: 7-yard pass from T. Brady (S. Gostkowski kick) (1-12, 0:32)	10	14
Texans	2	07:09	K. Fairbairn: 40-yard FG (10-55, 5:24)	13	14
Patriots	2	06:26	J. Clowney: 22-yard run (K. Fairbairn kick) (2-3, 0:46)	20	14
Patriots	2	04:07	C. Hogan: 47-yard pass from T. Brady (S. Gostkowski kick) (6-75, 2:17)	20	21
Patriots	3	12:55	B. Cooks: 42-yard pass from T. Brady (S. Gostkowski kick) (5-81, 2:15)	20	28
Texans	3	07:16	R. Griffin: 12-yard pass from D. Watson (K. Fairbairn kick) (10-70, 5:33)	27	28
Texans	4	12:17	K. Fairbairn: 31-yard FG (12-67, 4:29)	30	28
Texans	4	02:28	K. Fairbairn: 36-yard FG (7-49, 3:31)	33	28
Patriots	4	00:29	B. Cooks: 25-yard pass from T. Brady (T. Brady pass) (8-75, 2:01)	33	36

### Houston Texans

PASSING	ATT	CP	YDS	SK/YD	TD	LG	INT	QBR
Deshaun Watson	33	22	301	2/9	2	35	2	90.6
<b>TOTAL</b>	<b>33</b>	<b>22</b>	<b>301</b>	<b>2/9</b>	<b>2</b>	<b>35</b>	<b>2</b>	<b>90.6</b>

RUSHING	ATT	YDS	AVG	LG	TD
Lamar Miller	14	56	4.0	12	0
Deshaun Watson	8	41	5.1	7	0
D'Onta Foreman	8	25	3.1	5	0
Tyler Ervin	1	4	4.0	4	0
Bruce Ellington	1	-1	-1.0	-1	0
<b>TOTAL</b>	<b>32</b>	<b>125</b>	<b>3.9</b>	<b>12</b>	<b>0</b>

RECEIVING	NO	YDS	AVG	LG	TD
DeAndre Hopkins	7	76	10.9	21	0
Ryan Griffin	5	61	12.2	35	1
Bruce Ellington	4	59	14.8	29t	1
D'Onta Foreman	2	65	32.5	34	0
Braxton Miller	1	15	15.0	15	0
Lamar Miller	1	7	7.0	7	0
Stephen Anderson	1	14	14.0	14	0
Tyler Ervin	1	4	4.0	4	0
<b>TOTAL</b>	<b>22</b>	<b>301</b>	<b>13.7</b>	<b>35</b>	<b>2</b>

TOP DEFENSE	TOT	SOLO	AST	SCK	YDS	INT
Zach Cunningham	7	3	4	0.0	0.0	0
J.J. Watt	6	5	1	0.0	0.0	0
Jadeveon Clowney	6	6	0	2.0	15.0	0

FIELD GOALS	FGA/FGM	PERCENT
Ka'imi Fairbairn	4-4	100.0
<b>TOTAL</b>	<b>4-4</b>	<b>100.0</b>

### New England Patriots

PASSING	ATT	CP	YDS	SK/YD	TD	LG	INT	QBR
Tom Brady	35	25	378	5/41	5	47	0	146.2
<b>TOTAL</b>	<b>35</b>	<b>25</b>	<b>378</b>	<b>5/41</b>	<b>5</b>	<b>47</b>	<b>0</b>	<b>146.2</b>

RUSHING	ATT	YDS	AVG	LG	TD
Mike Gillislee	12	31	2.6	8	0
James White	5	17	3.4	6	0
Tom Brady	1	6	6.0	6	0
Dion Lewis	2	5	2.5	3	0
<b>TOTAL</b>	<b>20</b>	<b>59</b>	<b>3.0</b>	<b>8</b>	<b>0</b>

RECEIVING	NO	YDS	AVG	LG	TD
Rob Gronkowski	8	89	11.1	22	1
Brandin Cooks	5	131	26.2	44	2
Chris Hogan	4	68	17.0	47t	2
Danny Amendola	3	48	16.0	27	0
Dion Lewis	3	12	4.0	5	0
Jacob Hollister	1	19	19.0	19	0
James White	1	11	11.0	11	0
<b>TOTAL</b>	<b>25</b>	<b>378</b>	<b>15.1</b>	<b>47</b>	<b>5</b>

TOP DEFENSE	TOT	SOLO	AST	SCK	YDS	INT
Kyle Van Noy	11	9	2	0.0	0.0	0
Devin McCourty	10	9	1	0.0	0.0	0
Elandon Roberts	9	6	3	0.0	0.0	0

FIELD GOALS	FGA/FGM	PERCENT
No Field Goals		

### Team Statistics

	Texans	Patriots
First Downs	23	21
Total Net Yards	417	396
Rushes/Net Yards	32/125	20/59
Net Passing	292	337
Pass Attempts/Completions	33/22	35/25
Had Intercepted	2	0
Sacked/Yards Lost	2/9	5/41
Punts/Average	4/58.5	6/45.3
Penalties/Yards	10/60	5/69
Fumbles/Lost	2/0	4/1
Possession Time	33:38	26:22

# 2017 GAME SUMMARIES



## WEEK 4

Tennessee Titans 14, Houston Texans 57  
71,804 NRG Stadium Houston, Texas Oct 1, 2017



Tennessee Titans ..... 0 14 0 0 — 14  
Houston Texans ..... 14 16 7 20 — 57

### Scoring Drives

TEAM	QTR	TIME	SCORING PLAY	TEN	HOU
Texans	1	12:17	L. Miller: 2-yard run (K. Fairbairn kick) (4-43, 1:48)	0	7
Texans	1	05:14	D. Hopkins: 8-yard pass from D. Watson (K. Fairbairn kick) (11-76, 5:07)	0	14
Texans	2	15:00	W. Fuller V: 16-yard pass from D. Watson (K. Fairbairn kick) (9-76, 3:47)	0	21
Titans	2	11:51	M. Mariota: 34-yard run (R. Succop kick) (5-75, 3:10)	7	21
Texans	2	06:06	K. Fairbairn: 50-yard FG (12-43, 5:43)	7	24
Titans	2	02:00	M. Mariota: 2-yard run (R. Succop kick) (7-75, 4:11)	14	24
Texans	2	01:23	D. Watson: 1-yard run (kick failed) (2-58, 0:31)	14	30
Texans	3	06:58	W. Fuller V: 10-yard pass from D. Watson (K. Fairbairn kick) (14-75, 8:09)	14	37
Texans	4	11:25	L. Miller: 8-yard pass from D. Watson (K. Fairbairn kick) (9-73, 5:27)	14	44
Texans	4	08:44	K. Fairbairn: 40-yard FG (5-20, 2:16)	14	47
Titans	4	08:39	D. Cole: 25-yard interception return (K. Fairbairn kick) (1-0, 0:08)	14	54
Texans	4	03:39	K. Fairbairn: 33-yard FG (4-0, 2:16)	14	57

### Tennessee Titans

PASSING	ATT	CP	YDS	SK/YD	TD	LG	INT	QBR
Marcus Mariota	10	6	96	0/0	0	28	2	52.5
Matt Cassel	10	4	21	2/8	0	10	2	8.3
<b>TOTAL</b>	<b>20</b>	<b>10</b>	<b>117</b>	<b>2/8</b>	<b>0</b>	<b>28</b>	<b>4</b>	<b>30.4</b>

RUSHING	ATT	YDS	AVG	LG	TD
Marcus Mariota	4	39	9.8	34t	2
DeMarco Murray	7	31	4.4	9	0
Derrick Henry	6	7	1.2	3	0
Taywan Taylor	1	6	6.0	6	0
David Fluellen	1	3	3.0	3	0
<b>TOTAL</b>	<b>19</b>	<b>86</b>	<b>4.5</b>	<b>34</b>	<b>2</b>

RECEIVING	NO	YDS	AVG	LG	TD
Delanie Walker	3	51	17.0	21	0
Rishard Matthews	3	49	16.3	28	0
DeMarco Murray	2	4	2.0	4	0
Eric Decker	2	13	6.5	7	0
<b>TOTAL</b>	<b>10</b>	<b>117</b>	<b>11.7</b>	<b>28</b>	<b>0</b>

TOP DEFENSE	TOT	SOLO	AST	SCK	YDS	INT
Kevin Byard	9	4	5	0.0	0.0	1
Wesley Woodyard	9	4	5	0.0	0.0	0
Jurrell Casey	7	5	2	1.0	3.0	0

FIELD GOALS	FGA/FGM	PERCENT
No Field Goals		

### Houston Texans

PASSING	ATT	CP	YDS	SK/YD	TD	LG	INT	QBR
Deshaun Watson	34	25	283	1/3	4	35	1	125.0
Tom Savage	0	0	0	1/8	0	0	0	0.0
<b>TOTAL</b>	<b>34</b>	<b>25</b>	<b>283</b>	<b>2/11</b>	<b>4</b>	<b>35</b>	<b>1</b>	<b>62.5</b>

RUSHING	ATT	YDS	AVG	LG	TD
Lamar Miller	19	75	3.9	9	1
D'Onta Foreman	13	45	3.5	16	0
Deshaun Watson	4	24	6.0	10	1
Bruce Ellington	1	13	13.0	13	0
Alfred Blue	4	12	3.0	8	0
Will Fuller V	1	4	4.0	4	0
<b>TOTAL</b>	<b>42</b>	<b>173</b>	<b>4.1</b>	<b>16</b>	<b>2</b>

RECEIVING	NO	YDS	AVG	LG	TD
DeAndre Hopkins	10	107	10.7	21	1
Lamar Miller	4	56	14.0	32	1
Will Fuller V	4	35	8.8	16t	2
Bruce Ellington	3	44	14.7	35	0
Ryan Griffin	2	13	6.5	7	0
Stephen Anderson	2	28	14.0	17	0
<b>TOTAL</b>	<b>25</b>	<b>283</b>	<b>11.3</b>	<b>35</b>	<b>4</b>

TOP DEFENSE	TOT	SOLO	AST	SCK	YDS	INT
Dylan Cole	5	3	2	1.0	1.0	1
Andre Hal	4	1	3	0.0	0.0	2
Benardrick McKinney	3	3	0	0.0	0.0	0

FIELD GOALS	FGA/FGM	PERCENT
Ka'im Fairbairn	3-3	100.0
<b>TOTAL</b>	<b>3-3</b>	<b>100.0</b>

### Team Statistics

	Titans	Texans
First Downs	9	33
Total Net Yards	195	445
Rushes/Net Yards	19/86	42/173
Net Passing	109	272
Pass Attempts/Completions	20/10	34/25
Had Intercepted	4	1
Sacked/Yards Lost	2/8	2/11
Punts/Average	5/49.2	2/61.0
Penalties/Yards	6/88	3/20
Fumbles/Lost	1/1	0/0
Possession Time	20:19	39:41



# 2017 GAME SUMMARIES



42

## WEEK 5

Kansas City Chiefs 42, Houston Texans 34  
71,835 NRG Stadium Houston, Texas Oct 8, 2017



34

Kansas City Chiefs ..... 3 20 0 19 — 42  
Houston Texans ..... 0 7 6 21 — 34

### Scoring Drives

TEAM	QTR	TIME	SCORING PLAY	KC	HOU
Chiefs	1	06:57	H. Butker: 35-yard FG (15-64, 8:07)	3	0
Chiefs	2	11:28	H. Butker: 42-yard FG (11-65, 6:26)	6	0
Chiefs	2	05:52	C. West: 8-yard pass from A. Smith (H. Butker kick) (9-62, 4:52)	13	0
Chiefs	2	04:21	H. Butker: 41-yard FG (4-3, 0:55)	16	0
Texans	2	01:54	D. Hopkins: 6-yard pass from D. Watson (K. Fairbairn kick) (8-75, 2:28)	16	7
Chiefs	2	00:41	C. West: 4-yard pass from A. Smith (H. Butker kick) (7-75, 1:15)	23	7
Texans	3	03:28	W. Fuller V: 9-yard pass from D. Watson (pass failed) (7-78, 3:58)	23	13
Chiefs	4	14:05	H. Butker: 35-yard FG (10-58, 4:19)	26	13
Texans	4	12:09	W. Fuller V: 48-yard pass from D. Watson (K. Fairbairn kick) (5-70, 2:01)	26	20
Chiefs	4	09:02	D. Thomas: 10-yard pass from A. Smith (pass failed) (6-70, 3:03)	32	20
Texans	4	03:05	D. Hopkins: 34-yard pass from D. Watson (pass failed) (3-37, 0:24)	33	26
Chiefs	4	01:13	H. Butker: 49-yard FG (4-5, 1:49)	36	26
Texans	4	00:05	D. Hopkins: 1-yard pass from D. Watson (D. Watson run) (7-75, 1:08)	36	34

### Kansas City Chiefs

PASSING	ATT	CP	YDS	SK/YD	TD	LG	INT	QBR
Alex Smith	37	29	324	1/1	3	38	0	130.2
<b>TOTAL</b>	<b>37</b>	<b>29</b>	<b>324</b>	<b>1/1</b>	<b>3</b>	<b>38</b>	<b>0</b>	<b>130.2</b>

RUSHING	ATT	YDS	AVG	LG	TD
Kareem Hunt	29	107	3.7	23	0
Alex Smith	5	19	3.8	7	0
Charcandrick West	1	1	1.0	1	0
<b>TOTAL</b>	<b>35</b>	<b>127</b>	<b>3.6</b>	<b>23</b>	<b>0</b>

RECEIVING	NO	YDS	AVG	LG	TD
Travis Kelce	8	98	12.3	26	0
Tyreek Hill	4	68	17.0	38	0
Chris Conley	3	46	15.3	19	0
Demetrius Harris	3	21	7.0	11	0
Kareem Hunt	3	9	3.0	10	0
Albert Wilson	2	18	9.0	12	0
Charcandrick West	2	12	6.0	8t	2
Ross Travis	2	26	13.0	18	0
De'Anthony Thomas	1	10	10.0	10t	1
Demarcus Robinson	1	16	16.0	16	0
<b>TOTAL</b>	<b>29</b>	<b>324</b>	<b>11.2</b>	<b>38</b>	<b>3</b>

TOP DEFENSE	TOT	SOLO	AST	SCK	YDS	INT
Ron Parker	8	5	3	0.0	0.0	0
Daniel Sorensen	6	4	2	0.5	3.0	0
Derrick Johnson	5	2	3	0.0	0.0	0

FIELD GOALS	FGA/FGM	PERCENT
Harrison Butker	5-5	100.0
<b>TOTAL</b>	<b>5-5</b>	<b>100.0</b>

### Houston Texans

PASSING	ATT	CP	YDS	SK/YD	TD	LG	INT	QBR
Deshaun Watson	31	16	261	3/13	5	48	0	119.8
<b>TOTAL</b>	<b>31</b>	<b>16</b>	<b>261</b>	<b>3/13</b>	<b>5</b>	<b>48</b>	<b>0</b>	<b>119.8</b>

RUSHING	ATT	YDS	AVG	LG	TD
Lamar Miller	15	74	4.9	18	0
D'Onta Foreman	4	34	8.5	25	0
Deshaun Watson	3	31	10.3	16	0
Will Fuller V	1	5	5.0	5	0
<b>TOTAL</b>	<b>23</b>	<b>144</b>	<b>6.3</b>	<b>25</b>	<b>0</b>

RECEIVING	NO	YDS	AVG	LG	TD
DeAndre Hopkins	4	52	13.0	34t	3
Bruce Ellington	2	30	15.0	22	0
Lamar Miller	2	15	7.5	12	0
Ryan Griffin	2	22	11.0	13	0
Stephen Anderson	2	63	31.5	42	0
Will Fuller V	2	57	28.5	48t	2
Chris Thompson	1	19	19.0	19	0
D'Onta Foreman	1	3	3.0	3	0
<b>TOTAL</b>	<b>16</b>	<b>261</b>	<b>16.3</b>	<b>48</b>	<b>5</b>

TOP DEFENSE	TOT	SOLO	AST	SCK	YDS	INT
Andre Hal	9	4	5	0.0	0.0	0
Marcus Gilchrist	9	7	2	0.0	0.0	0
Zach Cunningham	9	4	5	0.0	0.0	0

FIELD GOALS	FGA/FGM	PERCENT
No Field Goals		

### Team Statistics

	Chiefs	Texans
First Downs	29	20
Total Net Yards	450	392
Rushes/Net Yards	35/127	23/144
Net Passing	323	248
Pass Attempts/Completions	37/29	31/16
Had Intercepted	0	0
Sacked/Yards Lost	1/1	3/13
Punts/Average	2/43.0	5/48.0
Penalties/Yards	6/64	7/59
Fumbles/Lost	1/0	1/1
Possession Time	38:17	21:43

# 2017 GAME SUMMARIES



## WEEK 6

Cleveland Browns 17, Houston Texans 33

71,815 NRG Stadium Houston, Texas Oct 15, 2017



Cleveland Browns ..... 3 0 0 14 — 17  
Houston Texans ..... 10 14 9 0 — 33

### Scoring Drives

TEAM	QTR	TIME	SCORING PLAY	CLE	HOU
Texans	1	11:01	K. Fairbairn: 40-yard FG (9-52, 4:03)	0	3
Browns	1	03:19	Z. Gonzalez: 41-yard FG (4-4, 1:34)	3	3
Texans	1	00:48	W. Fuller V: 39-yard pass from D. Watson (K. Fairbairn kick) (5-87, 2:34)	3	10
Browns	2	11:23	J. Joseph: 82-yard interception return (kick failed) (9-53, 4:33)	3	16
Texans	2	03:10	B. Miller: 1-yard pass from D. Watson (7-71, 2:49)	3	22
Texans	3	04:10	D. Hopkins: 3-yard pass from D. Watson (K. Fairbairn kick) (13-65, 6:05)	3	31
Texans	4	13:40	J. McCourty: 56-yard interception return (Z. Gonzalez kick) (4-21, 1:53)	10	31
Browns	4	01:08	S. DeValve: 3-yard pass from K. Hogan (Z. Gonzalez kick) (4-50, 0:46)	17	31

### Cleveland Browns

PASSING	ATT	CP	YDS	SK/YD	TD	LG	INT	QBR
Kevin Hogan	37	20	140	4/27	1	20	3	38.1
<b>TOTAL</b>	<b>37</b>	<b>20</b>	<b>140</b>	<b>4/27</b>	<b>1</b>	<b>20</b>	<b>3</b>	<b>38.1</b>

RUSHING	ATT	YDS	AVG	LG	TD
Isaiah Crowell	12	58	4.8	14	0
Duke Johnson	5	40	8.0	15	0
Kevin Hogan	5	36	7.2	11	0
<b>TOTAL</b>	<b>22</b>	<b>134</b>	<b>6.1</b>	<b>15</b>	<b>0</b>

RECEIVING	NO	YDS	AVG	LG	TD
Kasen Williams	4	41	10.3	14	0
Duke Johnson	3	-1	-0.3	9	0
Ricardo Louis	3	25	8.3	13	0
David Njoku	2	0	0.0	3	0
Isaiah Crowell	2	15	7.5	9	0
Seth DeValve	2	9	4.5	6	1
Bryce Treggs	1	20	20.0	20	0
Dan Vitale	1	7	7.0	7	0
Rashard Higgins	1	13	13.0	13	0
Sammie Coates	1	11	11.0	11	0
<b>TOTAL</b>	<b>20</b>	<b>140</b>	<b>7.0</b>	<b>20</b>	<b>1</b>

TOP DEFENSE	TOT	SOLO	AST	SCK	YDS	INT
Joe Schobert	12	5	7	0.0	0.0	0
Christian Kirksey	10	5	5	0.0	0.0	0
Jamie Collins	8	3	5	0.0	0.0	0

FIELD GOALS	FGA/FGM	PERCENT
Zane Gonzalez	1-1	100.0
<b>TOTAL</b>	<b>1-1</b>	<b>100.0</b>

### Houston Texans

PASSING	ATT	CP	YDS	SK/YD	TD	LG	INT	QBR
Deshaun Watson	29	17	225	1/8	3	39	1	103.4
<b>TOTAL</b>	<b>29</b>	<b>17</b>	<b>225</b>	<b>1/8</b>	<b>3</b>	<b>39</b>	<b>1</b>	<b>103.4</b>

RUSHING	ATT	YDS	AVG	LG	TD
D'Onta Foreman	12	59	4.9	39	0
Lamar Miller	15	41	2.7	14	0
Deshaun Watson	6	23	3.8	9	0
<b>TOTAL</b>	<b>33</b>	<b>123</b>	<b>3.7</b>	<b>39</b>	<b>0</b>

RECEIVING	NO	YDS	AVG	LG	TD
Lamar Miller	3	40	13.3	26	0
Ryan Griffin	3	52	17.3	21	0
Braxton Miller	2	-5	-2.5	1t	1
Bruce Ellington	2	22	11.0	16	0
DeAndre Hopkins	2	19	9.5	16	1
Stephen Anderson	2	17	8.5	9	0
Will Fuller V	2	62	31.0	39t	1
Jay Prosch	1	18	18.0	18	0
<b>TOTAL</b>	<b>17</b>	<b>225</b>	<b>13.2</b>	<b>39</b>	<b>3</b>

TOP DEFENSE	TOT	SOLO	AST	SCK	YDS	INT
Benardrick McKinney	8	7	1	0.0	0.0	0
D.J. Reader	5	3	2	1.0	2.0	0
Kareem Jackson	5	2	3	0.0	0.0	0

FIELD GOALS	FGA/FGM	PERCENT
Ka'imi Fairbairn	1-1	100.0
<b>TOTAL</b>	<b>1-1</b>	<b>100.0</b>

### Team Statistics

	Browns	Texans
First Downs	16	18
Total Net Yards	247	340
Rushes/Net Yards	22/134	33/123
Net Passing	113	217
Pass Attempts/Completions	37/20	29/17
Had Intercepted	3	1
Sacked/Yards Lost	4/27	1/8
Punts/Average	7/51.1	7/50.0
Penalties/Yards	11/72	4/44
Fumbles/Lost	1/0	0/0
Possession Time	30:54	29:06



# 2017 GAME SUMMARIES



## WEEK 8

Houston Texans 38, Seattle Seahawks 41  
69,025 CenturyLink Field Seattle, Wash. Oct 29, 2017



Houston Texans ..... 14 7 3 14 — 38  
Seattle Seahawks ..... 14 7 6 14 — 41

### Scoring Drives

TEAM	QTR	TIME	SCORING PLAY	HOU	SEA
Texans	1	12:47	W. Fuller V: 59-yard pass from D. Watson (K. Fairbairn kick) (5-75, 2:22)	7	0
Texans	1	10:21	E. Thomas: 78-yard interception return (B. Walsh kick) (4-27, 1:19)	7	7
Texans	1	06:12	L. Miller: 3-yard run (K. Fairbairn kick) (8-82, 4:00)	14	7
Seahawks	1	02:19	P. Richardson: 20-yard pass from R. Wilson (B. Walsh kick) (8-75, 3:57)	14	14
Texans	2	09:40	W. Fuller V: 20-yard pass from D. Watson (K. Fairbairn kick) (11-84, 5:06)	21	14
Seahawks	2	06:07	P. Richardson: 7-yard pass from R. Wilson (B. Walsh kick) (6-75, 3:32)	21	21
Texans	3	07:08	K. Fairbairn: 31-yard FG (10-63, 4:19)	24	21
Seahawks	3	04:39	B. Walsh: 21-yard FG (6-75, 2:29)	24	24
Seahawks	3	02:27	B. Walsh: 21-yard FG (5-5, 1:21)	24	27
Texans	4	09:14	L. Miller: 2-yard pass from D. Watson (K. Fairbairn kick) (5-71, 2:16)	31	27
Seahawks	4	05:41	J. Graham: 1-yard pass from R. Wilson (B. Walsh kick) (7-75, 3:32)	31	34
Texans	4	05:01	D. Hopkins: 72-yard pass from D. Watson (K. Fairbairn kick) (2-75, 0:48)	38	34
Seahawks	4	00:26	J. Graham: 18-yard pass from R. Wilson (B. Walsh kick) (3-80, 1:18)	38	41

### Houston Texans

PASSING	ATT	CP	YDS	SK/YD	TD	LG	INT	QBR
Deshaun Watson	30	19	402	5/35	4	72	3	106.9
<b>TOTAL</b>	<b>30</b>	<b>19</b>	<b>402</b>	<b>5/35</b>	<b>4</b>	<b>72</b>	<b>3</b>	<b>106.9</b>

RUSHING	ATT	YDS	AVG	LG	TD
Deshaun Watson	8	67	8.4	18	0
Lamar Miller	21	54	2.6	13	1
Alfred Blue	5	21	4.2	7	0
<b>TOTAL</b>	<b>34</b>	<b>142</b>	<b>4.2</b>	<b>18</b>	<b>1</b>

RECEIVING	NO	YDS	AVG	LG	TD
DeAndre Hopkins	8	224	28.0	72t	1
Will Fuller V	5	125	25.0	59t	2
Lamar Miller	3	19	6.3	9	1
Bruce Ellington	1	13	13.0	13	0
Ryan Griffin	1	10	10.0	10	0
Stephen Anderson	1	11	11.0	11	0
<b>TOTAL</b>	<b>19</b>	<b>402</b>	<b>21.2</b>	<b>72</b>	<b>4</b>

TOP DEFENSE	TOT	SOLO	AST	SCK	YDS	INT
D.J. Reader	6	2	4	0.0	0.0	0
Andre Hal	5	3	2	0.0	0.0	0
Benardrick McKinney	5	3	2	0.0	0.0	0

FIELD GOALS	FGA/FGM	PERCENT
Ka'imi Fairbairn	1-1	100.0
<b>TOTAL</b>	<b>1-1</b>	<b>100.0</b>

### Seattle Seahawks

PASSING	ATT	CP	YDS	SK/YD	TD	LG	INT	QBR
Russell Wilson	41	26	452	2/6	4	66	1	123.2
<b>TOTAL</b>	<b>41</b>	<b>26</b>	<b>452</b>	<b>2/6</b>	<b>4</b>	<b>66</b>	<b>1</b>	<b>123.2</b>

RUSHING	ATT	YDS	AVG	LG	TD
Russell Wilson	4	30	7.5	21	0
J.D. McKissic	4	6	1.5	4	0
Eddie Lacy	6	0	0.0	3	0
Thomas Rawls	6	-1	-0.2	3	0
Tyler Lockett	1	-2	-2.0	-2	0
<b>TOTAL</b>	<b>21</b>	<b>33</b>	<b>1.6</b>	<b>21</b>	<b>0</b>

RECEIVING	NO	YDS	AVG	LG	TD
Doug Baldwin	6	54	9.0	13	0
Paul Richardson	6	105	17.5	48	2
Tyler Lockett	6	121	20.2	54	0
Jimmy Graham	4	39	9.8	18t	2
J.D. McKissic	1	6	6.0	6	0
Nick Vannett	1	8	8.0	8	0
Tanner McEvoy	1	53	53.0	53	0
Tre Madden	1	66	66.0	66	0
<b>TOTAL</b>	<b>26</b>	<b>452</b>	<b>17.4</b>	<b>66</b>	<b>4</b>

TOP DEFENSE	TOT	SOLO	AST	SCK	YDS	INT
K.J. Wright	15	9	6	0.0	0.0	0
Bobby Wagner	11	8	3	0.0	0.0	0
Michael Bennett	6	4	2	1.5	7.0	0

FIELD GOALS	FGA/FGM	PERCENT
Blair Walsh	2-2	100.0
<b>TOTAL</b>	<b>2-2</b>	<b>100.0</b>

### Team Statistics

	Texans	Seahawks
First Downs	25	21
Total Net Yards	509	479
Rushes/Net Yards	34/142	21/33
Net Passing	367	446
Pass Attempts/Completions	30/19	41/26
Had Intercepted	3	1
Sacked/Yards Lost	5/35	2/6
Punts/Average	5/53.0	5/47.4
Penalties/Yards	8/93	10/120
Fumbles/Lost	1/0	1/0
Possession Time	30:22	29:38

# 2017 GAME SUMMARIES



20

## WEEK 9

Indianapolis Colts 20, Houston Texans 14

71,709 NRG Stadium Houston, Texas Nov 5, 2017



14

Indianapolis Colts ..... 7 3 7 3 — 20  
Houston Texans ..... 0 7 0 7 — 14

### Scoring Drives

TEAM	QTR	TIME	SCORING PLAY	IND	HOU
Colts	1	08:41	T. Hilton: 45-yard pass from J. Brissett (A. Vinatieri kick) (7-92, 4:00)	7	0
Colts	2	04:37	A. Vinatieri: 22-yard FG (10-51, 4:53)	10	0
Colts	2	01:05	L. Houston: 34-yard run (K. Fairbairn kick) (7-14, 0:56)	10	7
Colts	3	02:15	T. Hilton: 80-yard pass from J. Brissett (A. Vinatieri kick) (6-91, 3:45)	17	7
Colts	4	09:17	A. Vinatieri: 53-yard FG (7-60, 3:51)	20	7
Texans	4	06:19	D. Hopkins: 34-yard pass from T. Savage (K. Fairbairn kick) (6-75, 3:01)	20	14

### Indianapolis Colts

PASSING	ATT	CP	YDS	SK/YD	TD	LG	INT	QBR
Jacoby Brissett	30	20	308	3/29	2	80	0	122.6
<b>TOTAL</b>	<b>30</b>	<b>20</b>	<b>308</b>	<b>3/29</b>	<b>2</b>	<b>80</b>	<b>0</b>	<b>122.6</b>

RUSHING	ATT	YDS	AVG	LG	TD
Frank Gore	17	51	3.0	16	0
Marlon Mack	9	29	3.2	11	0
Jacoby Brissett	2	12	6.0	13	0
<b>TOTAL</b>	<b>28</b>	<b>92</b>	<b>3.3</b>	<b>16</b>	<b>0</b>

RECEIVING	NO	YDS	AVG	LG	TD
Jack Doyle	8	63	7.9	11	0
T.Y. Hilton	5	175	35.0	80t	2
Frank Gore	3	26	8.7	11	0
Brandon Williams	2	20	10.0	15	0
Chester Rogers	1	17	17.0	17	0
Donte Moncrief	1	7	7.0	7	0
<b>TOTAL</b>	<b>20</b>	<b>308</b>	<b>15.4</b>	<b>80</b>	<b>2</b>

TOP DEFENSE	TOT	SOLO	AST	SCK	YDS	INT
Matthias Farley	8	6	2	0.0	0.0	0
Barkevious Mingo	7	5	2	0.0	0.0	0
Jon Bostic	6	5	1	0.0	0.0	0

FIELD GOALS	FGA/FGM	PERCENT
Adam Vinatieri	2-2	100.0
<b>TOTAL</b>	<b>2-2</b>	<b>100.0</b>

### Houston Texans

PASSING	ATT	CP	YDS	SK/YD	TD	LG	INT	QBR
Tom Savage	44	19	219	2/25	1	34	0	66.4
<b>TOTAL</b>	<b>44</b>	<b>19</b>	<b>219</b>	<b>2/25</b>	<b>1</b>	<b>34</b>	<b>0</b>	<b>66.4</b>

RUSHING	ATT	YDS	AVG	LG	TD
Lamar Miller	10	57	5.7	14	0
D'Onta Foreman	11	37	3.4	8	0
<b>TOTAL</b>	<b>21</b>	<b>94</b>	<b>4.5</b>	<b>14</b>	<b>0</b>

RECEIVING	NO	YDS	AVG	LG	TD
DeAndre Hopkins	6	86	14.3	34t	1
Stephen Anderson	4	44	11.0	16	0
Bruce Ellington	3	22	7.3	13	0
Lamar Miller	3	34	11.3	19	0
Will Fuller V	2	32	16.0	29	0
Jay Prosch	1	1	1.0	1	0
<b>TOTAL</b>	<b>19</b>	<b>219</b>	<b>11.5</b>	<b>34</b>	<b>1</b>

TOP DEFENSE	TOT	SOLO	AST	SCK	YDS	INT
Benardrick McKinney	6	2	4	0.0	0.0	0
Andre Hal	5	4	1	0.0	0.0	0
D.J. Reader	5	4	1	0.0	0.0	0

FIELD GOALS	FGA/FGM	PERCENT
Ka'imi Fairbairn	1-0	0.0
<b>TOTAL</b>	<b>1-0</b>	<b>0</b>

### Team Statistics

	Colts	Texans
First Downs	17	19
Total Net Yards	371	288
Rushes/Net Yards	28/92	21/94
Net Passing	279	194
Pass Attempts/Completions	30/20	44/19
Had Intercepted	0	0
Sacked/Yards Lost	3/29	2/25
Punts/Average	6/41.5	8/48.8
Penalties/Yards	6/68	7/74
Fumbles/Lost	1/1	2/1
Possession Time	30:59	29:01



# 2017 GAME SUMMARIES



## WEEK 10

Houston Texans 7, Los Angeles Rams 33

60,032 Los Angeles Memorial Coliseum Los Angeles, Calif. Nov 12, 2017



Houston Texans	0	7	0	0	—	7
Los Angeles Rams	3	6	21	3	—	33

### Scoring Drives

TEAM	QTR	TIME	SCORING PLAY	HOU	LAR
Rams	1	11:14	G. Zuerlein: 27-yard FG (4-3, 1:22)	0	3
Rams	2	10:22	G. Zuerlein: 33-yard FG (6-62, 3:04)	0	6
Texans	2	06:37	B. Ellington: 26-yard pass from T. Savage (K. Fairbairn kick) (8-75, 3:46)	7	6
Rams	2	00:19	G. Zuerlein: 50-yard FG (10-43, 1:21)	7	9
Rams	3	09:36	R. Woods: 94-yard pass from J. Goff (G. Zuerlein kick) (2-96, 0:33)	7	16
Rams	3	01:42	S. Watkins: 17-yard pass from J. Goff (G. Zuerlein kick) (3-36, 1:18)	7	23
Rams	3	01:24	R. Woods: 12-yard pass from J. Goff (G. Zuerlein kick) (1-12, 0:10)	7	30
Rams	4	07:38	G. Zuerlein: 33-yard FG (9-74, 6:26)	7	33

### Houston Texans

PASSING	ATT	CP	YDS	SK/YD	TD	LG	INT	QBR
Tom Savage	36	18	221	3/27	1	36	2	55.4
<b>TOTAL</b>	<b>36</b>	<b>18</b>	<b>221</b>	<b>3/27</b>	<b>1</b>	<b>36</b>	<b>2</b>	<b>55.4</b>

RUSHING	ATT	YDS	AVG	LG	TD
Lamar Miller	11	60	5.5	21	0
D'Onta Foreman	7	18	2.6	6	0
Alfred Blue	4	10	2.5	7	0
Braxton Miller	1	1	1.0	1	0
Tom Savage	2	0	0.0	1	0
<b>TOTAL</b>	<b>25</b>	<b>89</b>	<b>3.6</b>	<b>21</b>	<b>0</b>

RECEIVING	NO	YDS	AVG	LG	TD
DeAndre Hopkins	7	111	15.9	36	0
Bruce Ellington	4	41	10.3	26t	1
C.J. Fiedorowicz	2	10	5.0	7	0
Stephen Anderson	2	30	15.0	17	0
Will Fuller V	2	15	7.5	9	0
Lamar Miller	1	14	14.0	14	0
<b>TOTAL</b>	<b>18</b>	<b>221</b>	<b>12.3</b>	<b>36</b>	<b>1</b>

TOP DEFENSE	TOT	SOLO	AST	SCK	YDS	INT
Johnathan Joseph	5	4	1	0.0	0.0	0
Kareem Jackson	5	4	1	0.0	0.0	0
Andre Hal	4	4	0	0.0	0.0	0

FIELD GOALS	FGA/FGM	PERCENT
Ka'imi Fairbairn	1-0	0.0
<b>TOTAL</b>	<b>1-0</b>	<b>0</b>

### Los Angeles Rams

PASSING	ATT	CP	YDS	SK/YD	TD	LG	INT	QBR
Jared Goff	37	25	355	3/22	3	94	0	125.4
Johnny Hekker	1	1	6	0/0	0	6	0	91.7
<b>TOTAL</b>	<b>38</b>	<b>26</b>	<b>361</b>	<b>3/22</b>	<b>3</b>	<b>94</b>	<b>0</b>	<b>108.6</b>

RUSHING	ATT	YDS	AVG	LG	TD
Todd Gurley	11	68	6.2	34	0
Lance Dunbar	5	31	6.2	12	0
Jared Goff	4	3	0.8	6	0
Tavon Austin	5	2	0.4	7	0
<b>TOTAL</b>	<b>25</b>	<b>104</b>	<b>4.2</b>	<b>34</b>	<b>0</b>

RECEIVING	NO	YDS	AVG	LG	TD
Robert Woods	8	171	21.4	94t	2
Cooper Kupp	6	47	7.8	19	0
Todd Gurley	6	68	11.3	43	0
Pharoh Cooper	2	12	6.0	6	0
Sammy Watkins	2	41	20.5	24	1
Tyler Higbee	2	22	11.0	15	0
<b>TOTAL</b>	<b>26</b>	<b>361</b>	<b>13.9</b>	<b>94</b>	<b>3</b>

TOP DEFENSE	TOT	SOLO	AST	SCK	YDS	INT
Alec Ogletree	7	4	3	0.0	0.0	0
Kayvon Webster	5	5	0	0.0	0.0	0
Mark Barron	5	5	0	0.0	0.0	1

FIELD GOALS	FGA/FGM	PERCENT
Greg Zuerlein	4-4	100.0
<b>TOTAL</b>	<b>4-4</b>	<b>100.0</b>

### Team Statistics

	Texans	Rams
First Downs	17	19
Total Net Yards	283	443
Rushes/Net Yards	25/89	25/104
Net Passing	194	339
Pass Attempts/Completions	36/18	38/26
Had Intercepted	2	0
Sacked/Yards Lost	3/27	3/22
Punts/Average	6/46.8	4/51.3
Penalties/Yards	8/60	10/86
Fumbles/Lost	2/2	0/0
Possession Time	28:29	31:31

# 2017 GAME SUMMARIES



21

## WEEK 11

Arizona Cardinals 21, Houston Texans 31

71,680 NRG Stadium Houston, Texas Nov 19, 2017



31

Arizona Cardinals ..... 0 14 7 0 — 21  
Houston Texans ..... 0 10 7 14 — 31

### Scoring Drives

TEAM	QTR	TIME	SCORING PLAY	ARI	HOU
Texans	2	14:20	L. Miller: 7-yard pass from T. Savage (K. Fairbairn kick) (12-89, 6:58)	0	7
Cardinals	2	07:27	L. Fitzgerald: 20-yard pass from B. Gabbert (P. Dawson kick) (2-17, 0:47)	7	7
Cardinals	2	02:00	R. Seals-Jones: 11-yard pass from B. Gabbert (P. Dawson kick) (2-15, 0:30)	14	7
Texans	2	00:09	K. Fairbairn: 34-yard FG (8-59, 1:48)	14	10
Texans	3	11:09	D. Hopkins: 28-yard pass from T. Savage (K. Fairbairn kick) (7-74, 3:58)	14	17
Cardinals	3	04:48	R. Seals-Jones: 28-yard pass from B. Gabbert (P. Dawson kick) (6-51, 3:45)	21	17
Texans	4	13:18	D. Foreman: 3-yard run (K. Fairbairn kick) (11-75, 6:28)	21	24
Texans	4	06:26	D. Foreman: 34-yard run (K. Fairbairn kick) (1-34, 0:07)	21	31

### Arizona Cardinals

PASSING	ATT	CP	YDS	SK/YD	TD	LG	INT	QBR
Blaine Gabbert	34	22	257	2/13	3	28	2	92.4
<b>TOTAL</b>	<b>34</b>	<b>22</b>	<b>257</b>	<b>2/13</b>	<b>3</b>	<b>28</b>	<b>2</b>	<b>92.4</b>

RUSHING	ATT	YDS	AVG	LG	TD
Adrian Peterson	14	26	1.9	7	0
Blaine Gabbert	3	13	4.3	12	0
Kerwynn Williams	1	9	9.0	9	0
<b>TOTAL</b>	<b>18</b>	<b>48</b>	<b>2.7</b>	<b>12</b>	<b>0</b>

RECEIVING	NO	YDS	AVG	LG	TD
Larry Fitzgerald	9	91	10.1	22	1
John Brown	3	18	6.0	9	0
Ricky Seals-Jones	3	54	18.0	28t	2
D.J. Foster	2	26	13.0	20	0
Adrian Peterson	1	13	13.0	13	0
J.J. Nelson	1	14	14.0	14	0
Jaron Brown	1	22	22.0	22	0
Jermaine Gresham	1	10	10.0	10	0
Kerwynn Williams	1	9	9.0	9	0
<b>TOTAL</b>	<b>22</b>	<b>257</b>	<b>11.7</b>	<b>28</b>	<b>3</b>

TOP DEFENSE	TOT	SOLO	AST	SCK	YDS	INT
Deone Bucannon	13	9	4	0.0	0.0	0
Budda Baker	12	10	2	1.0	7.0	0
Karlos Dansby	9	7	2	0.0	0.0	0

FIELD GOALS	FGA/FGM	PERCENT
No Field Goals		

### Houston Texans

PASSING	ATT	CP	YDS	SK/YD	TD	LG	INT	QBR
Tom Savage	32	22	230	1/7	2	34	1	97.1
<b>TOTAL</b>	<b>32</b>	<b>22</b>	<b>230</b>	<b>1/7</b>	<b>2</b>	<b>34</b>	<b>1</b>	<b>97.1</b>

RUSHING	ATT	YDS	AVG	LG	TD
D'Onta Foreman	10	65	6.5	34t	2
Lamar Miller	22	61	2.8	13	0
Bruce Ellington	1	5	5.0	5	0
Tom Savage	1	3	3.0	3	0
<b>TOTAL</b>	<b>34</b>	<b>134</b>	<b>3.9</b>	<b>34</b>	<b>2</b>

RECEIVING	NO	YDS	AVG	LG	TD
Bruce Ellington	6	63	10.5	25	0
DeAndre Hopkins	4	76	19.0	34	1
Lamar Miller	4	22	5.5	8	1
D'Onta Foreman	3	15	5.0	8	0
Braxton Miller	2	14	7.0	11	0
C.J. Fiedorowicz	2	18	9.0	10	0
Stephen Anderson	1	22	22.0	22	0
<b>TOTAL</b>	<b>22</b>	<b>230</b>	<b>10.5</b>	<b>34</b>	<b>2</b>

TOP DEFENSE	TOT	SOLO	AST	SCK	YDS	INT
Benardrick McKinney	9	7	2	0.0	0.0	0
Kareem Jackson	7	6	1	0.0	0.0	0
Jadeveon Clowney	5	3	2	2.0	13.0	0

FIELD GOALS	FGA/FGM	PERCENT
Ka'imi Fairbairn	1-1	100.0
<b>TOTAL</b>	<b>1-1</b>	<b>100.0</b>

### Team Statistics

	Cardinals	Texans
First Downs	17	22
Total Net Yards	292	357
Rushes/Net Yards	18/48	34/134
Net Passing	244	223
Pass Attempts/Completions	34/22	32/22
Had Intercepted	2	1
Sacked/Yards Lost	2/13	1/7
Punts/Average	6/46.5	6/46.8
Penalties/Yards	10/90	6/42
Fumbles/Lost	1/0	4/1
Possession Time	26:14	33:46

# 2017 GAME SUMMARIES



16

## WEEK 12

Houston Texans 16, Baltimore Ravens 23  
70,357 M&T Bank Stadium Baltimore, Md. Nov 27, 2017



23

Houston Texans ..... 7 3 3 3 — 16  
Baltimore Ravens ..... 0 17 0 6 — 23

### Scoring Drives

TEAM	QTR	TIME	SCORING PLAY	HOU	BAL
Texans	1	08:52	L. Miller: 4-yard run (K. Fairbairn kick) (9-90, 5:25)	7	0
Ravens	2	11:20	J. Allen: 10-yard run (J. Tucker kick) (7-50, 3:12)	7	7
Ravens	2	06:49	A. Collins: 8-yard run (J. Tucker kick) (5-46, 2:26)	7	14
Texans	2	01:52	K. Fairbairn: 25-yard FG (13-68, 4:56)	10	14
Ravens	2	00:12	J. Tucker: 53-yard FG (11-48, 1:41)	10	17
Texans	3	04:40	K. Fairbairn: 36-yard FG (13-65, 6:20)	13	17
Ravens	4	10:59	J. Tucker: 31-yard FG (10-36, 5:27)	13	20
Texans	4	08:40	K. Fairbairn: 37-yard FG (7-56, 2:18)	16	20
Ravens	4	02:58	J. Tucker: 49-yard FG (6-18, 1:51)	16	23

### Houston Texans

PASSING	ATT	CP	YDS	SK/YD	TD	LG	INT	QBR
Tom Savage	37	22	252	2/15	0	39	2	57.5
<b>TOTAL</b>	<b>37</b>	<b>22</b>	<b>252</b>	<b>2/15</b>	<b>0</b>	<b>39</b>	<b>2</b>	<b>57.5</b>

RUSHING	ATT	YDS	AVG	LG	TD
Lamar Miller	17	51	3.0	17	1
Alfred Blue	8	15	1.9	6	0
<b>TOTAL</b>	<b>25</b>	<b>66</b>	<b>2.6</b>	<b>17</b>	<b>1</b>

RECEIVING	NO	YDS	AVG	LG	TD
DeAndre Hopkins	7	125	17.9	39	0
Braxton Miller	5	43	8.6	19	0
C.J. Fiedorowicz	4	37	9.3	10	0
Bruce Ellington	3	29	9.7	29	0
Alfred Blue	2	11	5.5	14	0
Lamar Miller	1	7	7.0	7	0
<b>TOTAL</b>	<b>22</b>	<b>252</b>	<b>11.5</b>	<b>39</b>	<b>0</b>

TOP DEFENSE	TOT	SOLO	AST	SCK	YDS	INT
Kevin Johnson	7	7	0	0.0	0.0	0
Benardrick McKinney	5	4	1	0.0	0.0	0
D.J. Reader	5	4	1	0.0	0.0	0

FIELD GOALS	FGA/FGM	PERCENT
Ka'imi Fairbairn	3-3	100.0
<b>TOTAL</b>	<b>3-3</b>	<b>100.0</b>

### Baltimore Ravens

PASSING	ATT	CP	YDS	SK/YD	TD	LG	INT	QBR
Joe Flacco	32	20	141	1/8	0	24	0	72.5
Sam Koch	1	1	22	0/0	0	22	0	118.8
<b>TOTAL</b>	<b>33</b>	<b>21</b>	<b>163</b>	<b>1/8</b>	<b>0</b>	<b>24</b>	<b>0</b>	<b>95.7</b>

RUSHING	ATT	YDS	AVG	LG	TD
Alex Collins	16	60	3.8	29	1
Joe Flacco	6	42	7.0	25	0
Danny Woodhead	4	22	5.5	10	0
Javorius Allen	5	15	3.0	10t	1
<b>TOTAL</b>	<b>31</b>	<b>139</b>	<b>4.5</b>	<b>29</b>	<b>2</b>

RECEIVING	NO	YDS	AVG	LG	TD
Mike Wallace	5	48	9.6	24	0
Danny Woodhead	4	23	5.8	11	0
Benjamin Watson	3	29	9.7	16	0
Chris Moore	3	37	12.3	22	0
Alex Collins	2	-3	-1.5	0	0
Javorius Allen	1	2	2.0	2	0
Jeremy Maclin	1	6	6.0	6	0
Maxx Williams	1	12	12.0	12	0
Nick Boyle	1	9	9.0	9	0
<b>TOTAL</b>	<b>21</b>	<b>163</b>	<b>7.8</b>	<b>24</b>	<b>0</b>

TOP DEFENSE	TOT	SOLO	AST	SCK	YDS	INT
C.J. Mosley	12	5	7	0.0	0.0	0
Patrick Onwuasor	8	5	3	0.0	0.0	0
Eric Weddle	5	5	0	0.0	0.0	0

FIELD GOALS	FGA/FGM	PERCENT
Justin Tucker	3-3	100.0
<b>TOTAL</b>	<b>3-3</b>	<b>100.0</b>

### Team Statistics

	Texans	Ravens
First Downs	20	17
Total Net Yards	303	294
Rushes/Net Yards	25/66	31/139
Net Passing	237	155
Pass Attempts/Completions	37/22	33/21
Had Intercepted	2	0
Sacked/Yards Lost	2/15	1/8
Punts/Average	4/43.5	6/51.3
Penalties/Yards	6/36	7/89
Fumbles/Lost	2/1	0/0
Possession Time	30:16	29:44



# 2017 GAME SUMMARIES



13

## WEEK 13

Houston Texans 13, Tennessee Titans 24  
62,758 🏈 Nissan Stadium 🏈 Nashville, Tenn. 🏈 Dec 3, 2017



24

Houston Texans ..... 3 7 0 3 — 13  
Tennessee Titans ..... 0 10 7 7 — 24

### Scoring Drives

TEAM	QTR	TIME	SCORING PLAY	HOU	TEN
Texans	1	09:25	K. Fairbairn: 23-yard FG (9-36, 3:39)	3	0
Texans	2	10:48	S. Anderson: 4-yard pass from T. Savage (K. Fairbairn kick) (7-87, 3:17)	10	0
Titans	2	04:23	M. Mariota: 9-yard run (R. Succop kick) (10-75, 6:22)	10	7
Titans	2	00:08	R. Succop: 43-yard FG (4-37, 0:35)	10	10
Titans	3	00:09	D. Walker: 24-yard pass from M. Mariota (R. Succop kick) (10-80, 5:17)	10	17
Texans	4	04:42	K. Fairbairn: 42-yard FG (12-57, 6:54)	13	17
Titans	4	00:57	D. Henry: 75-yard run (R. Succop kick) (3-80, 0:22)	13	24

### Houston Texans

PASSING	ATT	CP	YDS	SK/YD	TD	LG	INT	QBR
Tom Savage	49	31	365	4/34	1	57	1	84.1
<b>TOTAL</b>	<b>49</b>	<b>31</b>	<b>365</b>	<b>4/34</b>	<b>1</b>	<b>57</b>	<b>1</b>	<b>84.1</b>

RUSHING	ATT	YDS	AVG	LG	TD
Lamar Miller	15	56	3.7	12	0
Alfred Blue	4	2	0.5	3	0
Tom Savage	1	-1	-1.0	-1	0
Andre Ellington	2	-4	-2.0	-1	0
<b>TOTAL</b>	<b>22</b>	<b>53</b>	<b>2.4</b>	<b>12</b>	<b>0</b>

RECEIVING	NO	YDS	AVG	LG	TD
DeAndre Hopkins	8	80	10.0	17	0
Andre Ellington	5	56	11.2	29	0
Stephen Anderson	5	79	15.8	25	1
Braxton Miller	4	71	17.8	57	0
Lamar Miller	4	38	9.5	11	0
C.J. Fiedorowicz	2	16	8.0	9	0
Alfred Blue	1	7	7.0	7	0
Bruce Ellington	1	7	7.0	7	0
Chris Thompson	1	11	11.0	11	0
<b>TOTAL</b>	<b>31</b>	<b>365</b>	<b>11.8</b>	<b>57</b>	<b>1</b>

TOP DEFENSE	TOT	SOLO	AST	SCK	YDS	INT
Benardrick McKinney	7	5	2	1.0	1.0	0
Andre Hal	5	4	1	0.0	0.0	0
Johnathan Joseph	4	4	0	0.0	0.0	0

FIELD GOALS	FGA/FGM	PERCENT
Ka'imi Fairbairn	4-2	50.0
<b>TOTAL</b>	<b>4-2</b>	<b>50.0</b>

### Tennessee Titans

PASSING	ATT	CP	YDS	SK/YD	TD	LG	INT	QBR
Marcus Mariota	23	15	150	2/4	1	24	0	98.1
<b>TOTAL</b>	<b>23</b>	<b>15</b>	<b>150</b>	<b>2/4</b>	<b>1</b>	<b>24</b>	<b>0</b>	<b>98.1</b>

RUSHING	ATT	YDS	AVG	LG	TD
Derrick Henry	11	109	9.9	75t	1
DeMarco Murray	11	66	6.0	22	0
Marcus Mariota	3	23	7.7	12	1
<b>TOTAL</b>	<b>25</b>	<b>198</b>	<b>7.9</b>	<b>75</b>	<b>2</b>

RECEIVING	NO	YDS	AVG	LG	TD
Delanie Walker	5	63	12.6	24t	1
Eric Decker	3	27	9.0	12	0
Corey Davis	2	12	6.0	13	0
DeMarco Murray	2	13	6.5	13	0
Taywan Taylor	2	15	7.5	15	0
Phillip Supernaw	1	20	20.0	20	0
<b>TOTAL</b>	<b>15</b>	<b>150</b>	<b>10.0</b>	<b>24</b>	<b>1</b>

TOP DEFENSE	TOT	SOLO	AST	SCK	YDS	INT
Kevin Byard	9	6	3	0.0	0.0	0
Wesley Woodyard	9	4	5	0.0	0.0	0
Avery Williamson	6	3	3	0.0	0.0	0

FIELD GOALS	FGA/FGM	PERCENT
Ryan Succop	2-1	50.0
<b>TOTAL</b>	<b>2-1</b>	<b>50.0</b>

### Team Statistics

	Texans	Titans
First Downs	24	19
Total Net Yards	384	344
Rushes/Net Yards	22/53	25/198
Net Passing	331	146
Pass Attempts/Completions	49/31	23/15
Had Intercepted	1	0
Sacked/Yards Lost	4/34	2/4
Punts/Average	3/46.3	4/49.8
Penalties/Yards	11/85	7/63
Fumbles/Lost	1/0	2/1
Possession Time	33:49	26:11

# 2017 GAME SUMMARIES



## WEEK 14

San Francisco 49ers 26, Houston Texans 16  
71,802 NRG Stadium Houston, Texas Dec 10, 2017



San Francisco 49ers ..... 0 13 10 3 — 26  
Houston Texans ..... 3 6 7 0 — 16

### Scoring Drives

TEAM	QTR	TIME	SCORING PLAY	SF	HOU
Texans	1	09:08	K. Fairbairn: 55-yard FG (7-30, 4:16)	0	3
49ers	2	06:36	R. Gould: 52-yard FG (5-31, 2:34)	3	3
49ers	2	02:39	C. Hyde: 2-yard run (R. Gould kick) (6-68, 3:05)	10	3
Texans	2	00:59	D. Hopkins: 7-yard pass from T. Yates (kick failed) (9-75, 1:38)	10	9
49ers	2	00:02	R. Gould: 35-yard FG (6-62, 0:54)	13	9
Texans	3	12:18	D. Hopkins: 29-yard pass from T. Yates (K. Fairbairn kick) (6-75, 2:49)	13	16
49ers	3	08:15	R. Gould: 25-yard FG (11-68, 3:59)	16	16
49ers	3	01:58	G. Celek: 6-yard pass from J. Garoppolo (R. Gould kick) (6-85, 3:33)	23	16
49ers	4	03:54	R. Gould: 41-yard FG (4-9, 1:50)	26	16

### San Francisco 49ers

PASSING	ATT	CP	YDS	SK/YD	TD	LG	INT	QBR
Jimmy Garoppolo	33	20	334	2/20	1	61	1	92.2
<b>TOTAL</b>	<b>33</b>	<b>20</b>	<b>334</b>	<b>2/20</b>	<b>1</b>	<b>61</b>	<b>1</b>	<b>92.2</b>

RUSHING	ATT	YDS	AVG	LG	TD
Carlos Hyde	14	78	5.6	31	1
Matt Breida	12	27	2.3	6	0
Jimmy Garoppolo	5	-3	-0.6	4	0
<b>TOTAL</b>	<b>31</b>	<b>102</b>	<b>3.3</b>	<b>31</b>	<b>1</b>

RECEIVING	NO	YDS	AVG	LG	TD
Marquise Goodwin	6	106	17.7	32	0
Kyle Juszczyk	3	64	21.3	31	0
Aldrick Robinson	2	27	13.5	18	0
Garrett Celek	2	67	33.5	61	1
George Kittle	2	10	5.0	8	0
Kendrick Bourne	2	29	14.5	18	0
Trent Taylor	2	11	5.5	6	0
Louis Murphy	1	20	20.0	20	0
<b>TOTAL</b>	<b>20</b>	<b>334</b>	<b>16.7</b>	<b>61</b>	<b>1</b>

TOP DEFENSE	TOT	SOLO	AST	SCK	YDS	INT
Reuben Foster	8	7	1	0.0	0.0	0
Dontae Johnson	7	7	0	0.0	0.0	0
Aaron Lynch	4	2	2	0.0	0.0	0

FIELD GOALS	FGA/FGM	PERCENT
Robbie Gould	4-4	100.0
<b>TOTAL</b>	<b>4-4</b>	<b>100.0</b>

### Houston Texans

PASSING	ATT	CP	YDS	SK/YD	TD	LG	INT	QBR
T.J. Yates	26	14	175	1/7	2	29	0	100.6
Tom Savage	12	6	63	2/10	0	22	0	65.6
<b>TOTAL</b>	<b>38</b>	<b>20</b>	<b>238</b>	<b>3/17</b>	<b>2</b>	<b>29</b>	<b>0</b>	<b>83.1</b>

RUSHING	ATT	YDS	AVG	LG	TD
Lamar Miller	17	53	3.1	11	0
T.J. Yates	3	31	10.3	15	0
Andre Ellington	3	6	2.0	7	0
<b>TOTAL</b>	<b>23</b>	<b>90</b>	<b>3.9</b>	<b>15</b>	<b>0</b>

RECEIVING	NO	YDS	AVG	LG	TD
DeAndre Hopkins	11	149	13.5	29t	2
Will Fuller V	3	26	8.7	14	0
Lamar Miller	2	7	3.5	8	0
Stephen Anderson	2	16	8.0	9	0
Andre Ellington	1	16	16.0	16	0
DeAndrew White	1	24	24.0	24	0
<b>TOTAL</b>	<b>20</b>	<b>238</b>	<b>11.9</b>	<b>29</b>	<b>2</b>

TOP DEFENSE	TOT	SOLO	AST	SCK	YDS	INT
Zach Cunningham	9	6	3	0.5	4.5	0
Jadeveon Clowney	6	3	3	0.0	0.0	0
Marcus Gilchrist	6	6	0	0.0	0.0	0

FIELD GOALS	FGA/FGM	PERCENT
Ka'imi Fairbairn	2-1	50.0
<b>TOTAL</b>	<b>2-1</b>	<b>50.0</b>

### Team Statistics

	49ers	Texans
First Downs	20	18
Total Net Yards	416	311
Rushes/Net Yards	31/102	23/90
Net Passing	314	221
Pass Attempts/Completions	33/20	38/20
Had Intercepted	1	0
Sacked/Yards Lost	2/20	3/17
Punts/Average	5/41.4	6/52.3
Penalties/Yards	11/87	8/81
Fumbles/Lost	0/0	2/1
Possession Time	34:49	25:11

# 2017 GAME SUMMARIES



## WEEK 15

Houston Texans 7, Jacksonville Jaguars 45  
64,701 Everbank Field Jacksonville, Fla. Dec 17, 2017



Houston Texans ..... 0 0 7 0 — 7  
Jacksonville Jaguars ..... 7 24 7 7 — 45

### Scoring Drives

TEAM	QTR	TIME	SCORING PLAY	HOU	JAX
Jaguars	1	03:54	T. Bohanon: 1-yard run (J. Lambo kick) (13-78, 6:52)	0	7
Jaguars	2	14:51	J. Mickens: 5-yard pass from B. Bortles (J. Lambo kick) (5-59, 1:59)	0	14
Jaguars	2	10:18	J. Mickens: 14-yard pass from B. Bortles (J. Lambo kick) (6-63, 2:59)	0	21
Jaguars	2	00:56	J. Lambo: 38-yard FG (8-25, 0:56)	0	24
Jaguars	2	00:29	K. Cole: 9-yard pass from B. Bortles (2-45, 0:11)	0	30
Texans	3	08:17	D. Hopkins: 25-yard pass from T. Yates (K. Fairbairn kick) (8-81, 4:30)	7	31
Jaguars	3	07:16	T. Bohanon: 1-yard run (J. Lambo kick) (3-74, 0:59)	7	38
Jaguars	4	10:30	C. Grant: 8-yard run (J. Lambo kick) (4-45, 2:07)	7	45

### Houston Texans

PASSING	ATT	CP	YDS	SK/YD	TD	LG	INT	QBR
T.J. Yates	31	12	128	4/29	1	40	1	48.9
<b>TOTAL</b>	<b>31</b>	<b>12</b>	<b>128</b>	<b>4/29</b>	<b>1</b>	<b>40</b>	<b>1</b>	<b>48.9</b>

RUSHING	ATT	YDS	AVG	LG	TD
Alfred Blue	12	55	4.6	7	0
Lamar Miller	9	32	3.6	11	0
<b>TOTAL</b>	<b>21</b>	<b>87</b>	<b>4.1</b>	<b>11</b>	<b>0</b>

RECEIVING	NO	YDS	AVG	LG	TD
Will Fuller V	5	44	8.8	15	0
DeAndre Hopkins	4	80	20.0	40	1
Lamar Miller	2	1	0.5	1	0
Jay Prosch	1	3	3.0	3	0
<b>TOTAL</b>	<b>12</b>	<b>128</b>	<b>10.7</b>	<b>40</b>	<b>1</b>

TOP DEFENSE	TOT	SOLO	AST	SCK	YDS	INT
Benardrick McKinney	6	4	2	0.0	0.0	0
Brian Cushing	6	4	2	1.0	0.0	0
Marcus Gilchrist	6	5	1	0.0	0.0	0

FIELD GOALS	FGA/FGM	PERCENT
No Field Goals		

### Jacksonville Jaguars

PASSING	ATT	CP	YDS	SK/YD	TD	LG	INT	QBR
Blake Bortles	29	21	326	1/0	3	73	0	143.8
<b>TOTAL</b>	<b>29</b>	<b>21</b>	<b>326</b>	<b>1/0</b>	<b>3</b>	<b>73</b>	<b>0</b>	<b>143.8</b>

RUSHING	ATT	YDS	AVG	LG	TD
Corey Grant	10	69	6.9	20	1
Chris Ivory	17	42	2.5	8	0
T.J. Yeldon	7	27	3.9	9	0
Tommy Bohanon	2	2	1.0	1t	2
Chad Henne	2	-2	-1.0	-1	0
<b>TOTAL</b>	<b>38</b>	<b>138</b>	<b>3.6</b>	<b>20</b>	<b>3</b>

RECEIVING	NO	YDS	AVG	LG	TD
Keelan Cole	7	186	26.6	73	1
Jaydon Mickens	4	61	15.3	41	2
T.J. Yeldon	4	25	6.3	11	0
Dede Westbrook	2	21	10.5	14	0
Mercedes Lewis	2	18	9.0	9	0
Ben Koyack	1	0	0.0	0	0
James O'Shaughnessy	1	15	15.0	15	0
<b>TOTAL</b>	<b>21</b>	<b>326</b>	<b>15.5</b>	<b>73</b>	<b>3</b>

TOP DEFENSE	TOT	SOLO	AST	SCK	YDS	INT
Calais Campbell	5	5	0	2.0	11.0	0
A.J. Bouye	4	4	0	0.0	0.0	0
Jalen Ramsey	4	4	0	0.0	0.0	0

FIELD GOALS	FGA/FGM	PERCENT
Josh Lambo	1-1	100.0
<b>TOTAL</b>	<b>1-1</b>	<b>100.0</b>

### Team Statistics

	Texans	Jaguars
First Downs	9	25
Total Net Yards	186	464
Rushes/Net Yards	21/87	38/138
Net Passing	99	326
Pass Attempts/Completions	31/12	29/21
Had Intercepted	1	0
Sacked/Yards Lost	4/29	1/0
Punts/Average	11/47.1	6/47.2
Penalties/Yards	14/127	8/54
Fumbles/Lost	2/0	0/0
Possession Time	26:42	33:18



# 2017 GAME SUMMARIES



34

## WEEK 16

Pittsburgh Steelers 34, Houston Texans 6

71,842 NRG Stadium Houston, Texas Dec 25, 2017



6

Pittsburgh Steelers ..... 10 10 7 7 — 34  
Houston Texans ..... 0 0 0 6 — 6

### Scoring Drives

TEAM	QTR	TIME	SCORING PLAY	PIT	HOU
Steelers		10:44	C. Boswell: 34-yard FG (8-59, 4:20)	3	0
Steelers	1	07:06	J. Hunter: 5-yard pass from B. Roethlisberger (C. Boswell kick) (6-54, 2:04)	10	0
Steelers	2	04:18	R. Nix: 1-yard run (C. Boswell kick) (11-80, 6:07)	17	0
Steelers	2	00:57	C. Boswell: 36-yard FG (6-10, 1:52)	20	0
Steelers	3	01:53	L. Bell: 10-yard run (C. Boswell kick) (7-42, 3:55)	27	0
Texans	4	12:36	D. Hopkins: 3-yard pass from T. Yates (7-75, 4:18)	27	6
Steelers	4	09:31	J. Smith-Schuster: 18-yard pass from B. Roethlisberger (C. Boswell kick) (5-79, 3:04)	34	6

### Pittsburgh Steelers

PASSING	ATT	CP	YDS	SK/YD	TD	LG	INT	QBR
Ben Roethlisberger	29	20	226	0/0	2	49	0	115.0
Landry Jones	1	0	0	0/0	0	0	0	39.6
<b>TOTAL</b>	<b>30</b>	<b>20</b>	<b>226</b>	<b>0/0</b>	<b>2</b>	<b>49</b>	<b>0</b>	<b>77.3</b>

RUSHING	ATT	YDS	AVG	LG	TD
Le'Veon Bell	14	69	4.9	22	1
Stevan Ridley	9	28	3.1	7	0
Martavis Bryant	1	8	8.0	8	0
Roosevelt Nix	1	1	1.0	1t	1
Ben Roethlisberger	1	-1	-1.0	-1	0
Landry Jones	2	-1	-0.5	0	0
<b>TOTAL</b>	<b>28</b>	<b>104</b>	<b>3.7</b>	<b>22</b>	<b>2</b>

RECEIVING	NO	YDS	AVG	LG	TD
JuJu Smith-Schuster	6	75	12.5	49	1
Le'Veon Bell	5	28	5.6	10	0
Vance McDonald	4	52	13.0	20	0
Martavis Bryant	3	60	20.0	36	0
Eli Rogers	1	6	6.0	6	0
Justin Hunter	1	5	5.0	5t	1
<b>TOTAL</b>	<b>20</b>	<b>226</b>	<b>11.3</b>	<b>49</b>	<b>2</b>

TOP DEFENSE	TOT	SOLO	AST	SCK	YDS	INT
Sean Spence	8	6	2	1.0	4.0	0
Vince Williams	8	6	2	0.0	0.0	0
Bud Dupree	6	5	1	0.0	0.0	0

FIELD GOALS	FGA/FGM	PERCENT
Chris Boswell	2-2	100.0
<b>TOTAL</b>	<b>2-2</b>	<b>100.0</b>

### Houston Texans

PASSING	ATT	CP	YDS	SK/YD	TD	LG	INT	QBR
T.J. Yates	16	7	83	6/26	1	38	1	54.9
Taylor Heinicke	1	1	10	1/16	0	10	0	108.3
<b>TOTAL</b>	<b>17</b>	<b>8</b>	<b>93</b>	<b>7/42</b>	<b>1</b>	<b>38</b>	<b>1</b>	<b>81.6</b>

RUSHING	ATT	YDS	AVG	LG	TD
Alfred Blue	16	108	6.8	48	0
Lamar Miller	10	55	5.5	16	0
T.J. Yates	1	11	11.0	11	0
Taylor Heinicke	1	2	2.0	2	0
<b>TOTAL</b>	<b>28</b>	<b>176</b>	<b>6.3</b>	<b>48</b>	<b>0</b>

RECEIVING	NO	YDS	AVG	LG	TD
DeAndre Hopkins	4	65	16.3	38	1
Braxton Miller	1	5	5.0	5	0
Lamar Miller	1	10	10.0	10	0
Ryan Malleck	1	3	3.0	3	0
Will Fuller V	1	10	10.0	10	0
<b>TOTAL</b>	<b>8</b>	<b>93</b>	<b>11.6</b>	<b>38</b>	<b>1</b>

TOP DEFENSE	TOT	SOLO	AST	SCK	YDS	INT
Zach Cunningham	10	7	3	0.0	0.0	0
Andre Hal	7	5	2	0.0	0.0	0
Benardrick McKinney	5	2	3	0.0	0.0	0

FIELD GOALS	FGA/FGM	PERCENT
	No Field Goals	

### Team Statistics

	Steelers	Texans
First Downs	20	13
Total Net Yards	330	227
Rushes/Net Yards	28/104	28/176
Net Passing	226	51
Pass Attempts/Completions	30/20	17/8
Had Intercepted	0	1
Sacked/Yards Lost	0/0	7/42
Punts/Average	3/47.7	7/48.9
Penalties/Yards	4/24	7/80
Fumbles/Lost	0/0	3/1
Possession Time	30:56	29:04

# 2017 GAME SUMMARIES



13

## WEEK 17

Houston Texans 13, Indianapolis Colts 22  
60,557 🦋 Lucas Oil Stadium 🦋 Indianapolis, Ind. 🦋 Dec 31, 2017



22

Houston Texans ..... 3 10 0 0 — 13  
Indianapolis Colts ..... 0 7 7 8 — 22

### Scoring Drives

TEAM	QTR	TIME	SCORING PLAY	HOU	IND
Texans	1	08:20	K. Fairbairn: 52-yard FG (10-41, 5:26)	3	0
Colts	2	15:00	J. Doyle: 6-yard pass from J. Brissett (A. Vinatieri kick) (15-75, 8:20)	3	7
Texans	2	07:01	A. Blue: 2-yard run (K. Fairbairn kick) (13-75, 8:00)	10	7
Texans	2	01:49	K. Fairbairn: 46-yard FG (10-58, 4:37)	13	7
Colts	3	06:57	M. Mack: 1-yard run (A. Vinatieri kick) (13-83, 6:39)	13	14
Colts	4	08:52	A. Vinatieri: 54-yard FG (7-20, 3:20)	13	17
Colts	4	00:35	A. Vinatieri: 22-yard FG (12-49, 6:06)	13	20

### Houston Texans

PASSING	ATT	CP	YDS	SK/YD	TD	LG	INT	QBR
T.J. Yates	24	14	137	2/13	0	32	1	57.1
<b>TOTAL</b>	<b>24</b>	<b>14</b>	<b>137</b>	<b>2/13</b>	<b>0</b>	<b>32</b>	<b>1</b>	<b>57.1</b>

RUSHING	ATT	YDS	AVG	LG	TD
Alfred Blue	18	39	2.2	8	1
Lamar Miller	8	37	4.6	16	0
T.J. Yates	1	9	9.0	9	0
<b>TOTAL</b>	<b>27</b>	<b>85</b>	<b>3.1</b>	<b>16</b>	<b>1</b>

RECEIVING	NO	YDS	AVG	LG	TD
Alfred Blue	4	36	9.0	12	0
Chris Thompson	3	54	18.0	32	0
Braxton Miller	2	9	4.5	5	0
Will Fuller V	2	17	8.5	13	0
Cobi Hamilton	1	8	8.0	8	0
Jay Prosch	1	9	9.0	9	0
Stephen Anderson	1	4	4.0	4	0
<b>TOTAL</b>	<b>14</b>	<b>137</b>	<b>9.8</b>	<b>32</b>	<b>0</b>

TOP DEFENSE	TOT	SOLO	AST	SCK	YDS	INT
Zach Cunningham	11	4	7	0.0	0.0	0
Jadeveon Clowney	7	3	4	0.5	5.0	0
Benardrick McKinney	6	5	1	0.0	0.0	0

FIELD GOALS	FGA/FGM	PERCENT
Ka'imi Fairbairn	2-2	100.0
<b>TOTAL</b>	<b>2-2</b>	<b>100.0</b>

### Indianapolis Colts

PASSING	ATT	CP	YDS	SK/YD	TD	LG	INT	QBR
Jacoby Brissett	25	15	114	1/10	1	22	0	84.4
<b>TOTAL</b>	<b>25</b>	<b>15</b>	<b>114</b>	<b>1/10</b>	<b>1</b>	<b>22</b>	<b>0</b>	<b>84.4</b>

RUSHING	ATT	YDS	AVG	LG	TD
Frank Gore	24	100	4.2	16	0
Marlon Mack	7	28	4.0	12	1
Jacoby Brissett	5	18	3.6	15	0
<b>TOTAL</b>	<b>36</b>	<b>146</b>	<b>4.1</b>	<b>16</b>	<b>1</b>

RECEIVING	NO	YDS	AVG	LG	TD
Jack Doyle	4	38	9.5	14	1
Frank Gore	3	11	3.7	5	0
T.Y. Hilton	3	14	4.7	9	0
Chester Rogers	2	39	19.5	22	0
Marlon Mack	2	10	5.0	11	0
Kamar Aiken	1	2	2.0	2	0
<b>TOTAL</b>	<b>15</b>	<b>114</b>	<b>7.6</b>	<b>22</b>	<b>1</b>

TOP DEFENSE	TOT	SOLO	AST	SCK	YDS	INT
Anthony Walker	6	2	4	0.0	0.0	0
Antonio Morrison	5	4	1	0.0	0.0	0
Barkevious Mingo	5	2	3	0.0	0.0	0

FIELD GOALS	FGA/FGM	PERCENT
Adam Vinatieri	2-2	100.0
<b>TOTAL</b>	<b>2-2</b>	<b>100.0</b>

### Team Statistics

	Texans	Colts
First Downs	15	20
Total Net Yards	209	250
Rushes/Net Yards	27/85	36/146
Net Passing	124	104
Pass Attempts/Completions	24/14	25/15
Had Intercepted	1	0
Sacked/Yards Lost	2/13	1/10
Punts/Average	4/50.3	5/47.0
Penalties/Yards	7/34	4/20
Fumbles/Lost	0/0	0/0
Possession Time	28:47	31:13





**HOUSTON**  
**TEXANS**



**TEXANS HISTORY**



## RING OF HONOR



## THANK YOU ANDRE JOHNSON

2003 - 2014

### ANDRE JOHNSON INDUCTED INTO RING OF HONOR

The Houston Texans honored former wide receiver **Andre Johnson** on Sunday, Nov. 19, 2017 during their game against the Arizona Cardinals at NRG Stadium. At halftime, the Texans inducted Johnson as the inaugural member of the Texans' Ring of Honor.

Johnson is the first Texans player in team history inducted into the team's newly created Ring of Honor, putting a Houston-sized bookend on his amazing career. Johnson's legacy is unmatched and makes him the perfect player to be the first to capture this amazing organizational honor. Inducting such a signature star as the first member of the team's Ring of Honor was a historic moment for Texans fans to witness. Johnson also served as the Homefield Advantage Captain and Coin Toss Captain.

Throughout the week leading up to the game, the Texans hosted several events in honor of Johnson. On Tuesday, the City of Houston presented the former Texan with a proclamation proclaiming Sunday, Nov. 19, 2017 as "Andre Johnson Day." Later that evening, children from the Houston Texans YMCA hosted a retirement party for Johnson at Bowlmor Lanes along with current Texans players, Mascot TORO, Cheerleaders and Ambassador **Chester Pitts**. On Thursday, Nov. 16, in partnership with Palais Royal, 80 lucky winners were selected to meet Johnson at NRG Stadium and receive an autograph and photo with the former Texans great.

The former wide receiver signed a one-day contract on Wed., April 19 to officially retire as a member of the Texans. He was honored at a press conference that included Vice Chairman and Chief Operating Officer **Cal McNair** and a number of current and former Texans.

Johnson spent the first 12 seasons of his career with the Texans after being drafted third overall in the 2003 NFL Draft out of the University of Miami (Fla.). The seven-time Pro Bowler is the franchise's all-time leader in nearly every receiving category including receptions (1,012), receiving yards (13,597), receiving touchdowns (64) and 100-yard games (51). Johnson also holds numerous individual game records for the Texans, including most receptions (14), receiving yards (273) and receiving touchdowns (three) in a game.

Johnson played and started 169 games for the Texans from 2003-14 and led the team in receptions and receiving yards in 10 of those seasons. He set the single-season franchise record for receptions with 115 in 2008 and receiving yards with 1,598 in 2012. Johnson also had a stretch of 133 consecutive games played with a reception (11/6/05 to 12/21/14) and scored 64 career touchdowns with the Texans, second-most in franchise history.



### ANDRE JOHNSON CAREER ACCOMPLISHMENTS

#### BASIC INFORMATION

- Drafted third overall by the Texans in the 2003 NFL Draft out of the University of Miami (Fla.)
- Played and started 169 games for the Texans from 2003-14 (12 seasons)

#### TEXANS RECORDS

- Franchise's all-time leader in nearly every receiving category including:
  - Career receptions (1,012)
  - Career receiving yards (13,597)
  - Career receiving touchdowns (64)
  - Career 100-yard receiving games (51)
- Holds numerous individual game records including:
  - Receptions (14)
  - Receiving yards (273)
  - Receiving touchdowns (three) - tied with WR DeAndre Hopkins
- Set multiple single-season franchise records including:
  - Receptions with 115 in 2008
  - Receiving yards with 1,598 in 2012
- Had a stretch of 133 consecutive games played with a reception (11/6/05 to 12/21/14)
- Scored 64 career touchdowns with the Texans, second most in franchise history (A. Foster)
- Led the team in receptions and receiving yards in 10 different seasons

#### NFL CAREER ACCOMPLISHMENTS

- Ranks 11th all-time in receptions and 11th all-time in receiving yards
- Fifth all-time in receptions per game (5.5) and ninth all time in receiving yards per game (73.5)
- His 51 career 100-yard receiving games tie him for fourth all-time
- Seven-time Pro Bowl selection (2005, 2007, 2009, 2010, 2011, 2013, 2014)
- Associated Press All-Pro First Team (2008, 2009)
- Associated Press All-Pro Second Team (2012)
- Led the NFL in receptions in 2006 with 103 and again in 2008 with a career-high 115
- Led the NFL in yards receiving in 2008 with 1,575 and in 2009 with 1,569
- Holds the NFL record with 21 career games with 10 or more receptions and 100 or more yards receiving
- Has 10 games with at least 10 receptions and 150 yards receiving, tied with Jerry Rice for the most in NFL history
- One of two players to record four seasons of 100-plus receptions and 1,400-plus yards (Marvin Harrison)
- One of three players in modern NFL history to lead the league in receiving in back-to-back years

## RING OF HONOR



### FROM HIS PEERS

#### Texans Head Coach Bill O'Brien:

"Andre just personally meant a lot to me. He was a true professional. He worked very hard. Very smart, very detailed guy. Team guy. Players had a tremendous amount of respect for him. I remember when he came back into the team meeting room when he had held out for a little bit in the minicamp there, I think they gave him a standing ovation. I mean, it was incredible, just the respect that the players had for him. I had respect for him just from where I had been in New England. I can remember Bill Belichick standing up in a team meeting before 2009 when we played them out here, New England, just reading off his stats and what he's meant to this organization and the respect that he has around the league."

#### Texans WR DeAndre Hopkins:

"The way I go about every day, I would say honestly is due to Andre Johnson. The way I wake up and the mindset that I have going to work and approaching every day like it's my last day to do what I love is from watching him. That's the way he approached every day. He came to work and the attitude that he had was an attitude that if you didn't learn from it, you were doing yourself wrong. Not just me as a receiver, but everybody on the team. Just his attitude and his mentality, no matter what the score is, no matter what's going on around him, he's still going to go out and do his job the best he can. Nobody to me is more deserving in this franchise to have their name up there than Andre Johnson. The loyalty that he showed this organization and the loyalty that he showed his teammates throughout his years here, that's a pro's pro. His attitude, the way he approached every day. The way he embraced this city and the way this city embraced him, I don't think anyone in this city would expect anybody else's name to be up there before Andre. I can't thank him enough for everything that he showed me. I'm pretty sure I got on his nerves some days asking him questions over and over but it's only helped me. Hopefully, I can be his successor and be up there beside him."

#### Former Texans and Broncos Head Coach Gary Kubiak:

"Congratulations, what a tremendous honor for you and your family. You're a tremendous player and a tremendous person for the Texans. You taught them what a great player was. You taught a young organization what a great player was and what a great teammate was. More importantly, what a great person you were as well. You had tremendous accomplishments throughout your career. You're a Hall of Fame football player and a Hall of Fame person."

#### Former NFL WR and Hall of Famer Michael Irvin:

"His ability raised up other people to make them play great. What made him so difficult for everybody to cover is that he was that pinnacle, the perfect matchup. He was a big receiver that had the speed and he was incredible. Fast enough to get on top of you and beat you with the deep ball, but he was big enough and crafty enough to run every day down routes and beat you that way. He was a matchup nightmare for anybody."

# 80

### DRE IN THE COMMUNITY

Andre Johnson's impact was not just on the field for the Houston Texans. The former wide receiver showcased an unwavering dedication to his adopted community of Houston. Johnson was a well-known community leader and advocate for youth off the field. The same year he was drafted by the Texans in 2003, he founded the Andre Johnson Foundation as a way to give back to the community and showcase the positive lifestyles and contribution of professional athletes. Over his career in Houston, Johnson established programs that make a difference in the lives of youth focusing on children from single-parent homes. Through his foundation, Johnson has donated more than \$400,000 to support programs and organizations that empower those youth.

#### JOHNSON'S COMMUNITY OUTREACH

- Founded the Andre Johnson Foundation in 2003
- Through his foundation, Andre has donated more than \$400,000 to support programs and organizations to empower youth from single-parent homes
- Created a Playbook for Success Program at Bastian Elementary School to educate students on the importance of building leadership qualities and teaches them proper etiquette to prepare for the real world
- Supported the Houston Area Women's Center to help women who are victims of domestic violence
- Hosts an annual football camp
- Provides groceries for families at Thanksgiving
- Provided presents for students at Bastian Elementary School through the Blue Santa program
- Invites children in the care of Child Protective Services to a shopping spree at Toys'R'Us



### RETIRING A TEXAN

The Houston Texans signed WR **Andre Johnson** to a one-day contract that allowed him to retire as a member of the organization after being honored at a press conference on Wednesday, April 19 at NRG Stadium. The press conference included Vice Chairman and Chief Operating Officer **Cal McNair**.

Johnson spent the first 12 seasons of his career with the Texans after being drafted third overall in the 2003 NFL Draft out of the University of Miami (Fla.). He is the franchise's all-time leader in nearly every receiving category including career receptions (1,012), receiving yards (13,597), receiving touchdowns (64) and 100-yard games (51). Johnson also holds numerous individual game records for the Texans, including most receptions (14), receiving yards (273) and receiving touchdowns (three) in a game.

Johnson played and started 169 games for the Texans from 2003-14 and led the team in receptions and receiving yards in 10 of those seasons. He set the single-season franchise record for receptions with 115 in 2008 and receiving yards with 1,598 in 2012. Johnson also had a stretch of 133 consecutive games played with a reception (11/6/05 to 12/21/14) and scored 64 career touchdowns with the Texans, second most in franchise history.



# YEAR-BY-YEAR RESULTS

## 2002

Head Coach: Dom Capers

### Preseason (1-4)

Day, Date	W/L	Score	Opponent	H/A/N	Attend.	Venue (Roof Status)	Surface	Temp.	Kickoff Time	Hou. QB	Opp. QB
Mon, 8/5/02	L	17-34	N.Y. Giants	N	22,461	Fawcett Stadium (Canton, OH)	Artificial	74°	8:07 p.m. ET	D. Carr	K. Collins
Sat, 8/10/02	W	13-10	New Orleans	A	67,356	Louisiana Superdome	Artificial	NA	7:07 p.m. CT	D. Carr	A. Brooks
Sat, 8/17/02	L	9-19	Kansas City	A	73,506	Arrowhead Stadium	Grass	74°	7:30 p.m. CT	D. Carr	T. Green
Sat, 8/24/02	L	3-24	Miami	H	69,432	Reliant Stadium (open)	Grass	90°	7:10 p.m. CT	D. Carr	J. Fiedler
Fri, 8/30/02	L	13-17	Tampa Bay	H	68,371	Reliant Stadium (open)	Grass	90°	7:06 p.m. CT	D. Carr	B. Johnson

### Regular Season (4-12 overall; 4th AFC South; 2-6 home; 2-6 away)

Day, Date	W/L	Score	Opponent	H/A/N	Attend.	Venue (Roof Status)	Surface	Temp.	Kickoff Time	Hou. QB	Opp. QB
Sun, 9/8/02	W	19-10	Dallas	H	69,604	Reliant Stadium (closed)	Grass	NA	7:36 p.m. CT	D. Carr	Q. Carter
Sun, 9/15/02	L	3-24	San Diego	A	56,098	Qualcomm Stadium	Grass	74°	1:15 p.m. PT	D. Carr	D. Brees
Sun, 9/22/02	L	3-23	Indianapolis	H	69,204	Reliant Stadium (open)	Grass	81°	12:01 p.m. CT	D. Carr	P. Manning
Sun, 9/29/02	L	17-35	Philadelphia	A	64,867	Veterans Stadium	NeXTurf	64°	1:02 p.m. ET	D. Carr	D. McNabb
Sun, 10/13/02	L	24-31	Buffalo	H	70,120	Reliant Stadium (closed)	Grass	NA	12:02 p.m. CT	D. Carr	D. Bledsoe
Sun, 10/20/02	L	17-34	Cleveland	A	73,248	Cleveland Browns Stadium	Grass	50°	4:05 p.m. ET	D. Carr	T. Couch
Sun, 10/27/02	W	21-19	Jacksonville	A	53,721	ALLTEL Stadium	Grass	78°	4:15 p.m. ET	D. Carr	M. Brunell
Sun, 11/3/02	L	3-38	Cincinnati	H	69,827	Reliant Stadium (closed)	Grass	NA	12:01 p.m. CT	D. Carr	J. Kitna
Sun, 11/10/02	L	10-17	Tennessee	A	68,804	The Coliseum	Grass	76°	12:03 p.m. CT	D. Carr	S. McNair
Sun, 11/17/02	L	21-24	Jacksonville	H	69,711	Reliant Stadium (open)	Grass	66°	12:02 p.m. CT	D. Carr	M. Brunell
Sun, 11/24/02	W	16-14	N.Y. Giants	H	70,054	Reliant Stadium (open)	Grass	78°	3:15 p.m. CT	D. Carr	K. Collins
Sun, 12/1/02	L	3-19	Indianapolis	A	56,820	RCA Dome	Astroturf	NA	4:00 p.m. ET	D. Carr	P. Manning
Sun, 12/8/02	W	24-6	Pittsburgh	A	58,551	Heinz Field	Grass	35°	1:01 p.m. ET	D. Carr	T. Maddox
Sun, 12/15/02	L	19-23	Baltimore	H	70,108	Reliant Stadium (open)	Grass	70°	12:02 p.m. CT	D. Carr	J. Blake
Sun, 12/22/02	L	10-26	Washington	A	70,291	FedEx Field	Grass	54°	1:02 p.m. ET	D. Carr	P. Ramsey
Sun, 12/29/02	L	3-13	Tennessee	H	70,694	Reliant Stadium (open)	Grass	64°	12:03 p.m. CT	D. Carr	S. McNair

## 2003

Head Coach: Dom Capers

### Preseason (0-4)

Day, Date	W/L	Score	Opponent	H/A/N	Attend.	Venue (Roof Status)	Surface	Temp.	Kickoff Time	Hou. QB	Opp. QB
Mon, 8/9/03	L	12-20	Denver	H	70,021	Reliant Stadium (closed)	Grass	NA	7:38 p.m. CT	D. Carr	J. Plummer
Fri, 8/15/03	L	6-34	Dallas	A	60,058	Texas Stadium	Artificial	95°	7:06 p.m. CT	D. Carr	Q. Carter
Sat, 8/23/03	L	17-19	San Diego	H	70,007	Reliant Stadium (open)	Grass	89°	7:30 p.m. CT	D. Carr	D. Brees
Thu, 8/28/03	L	3-34	Tampa Bay	A	64,808	Raymond James Stadium	Grass	82°	8:05 p.m. ET	D. Carr	B. Johnson

### Regular Season (5-11 overall; 4th AFC South; 3-5 home; 2-6 away)

Day, Date	W/L	Score	Opponent	H/A/N	Attend.	Venue (Roof Status)	Surface	Temp.	Kickoff Time	Hou. QB	Opp. QB
Sun, 9/7/03	W	21-20	Miami	A	73,010	Pro Player Stadium	Grass	89°	1:06 p.m. ET	D. Carr	J. Fiedler
Sun, 9/14/03	L	10-31	New Orleans	A	68,390	Louisiana Superdome	Artificial	NA	12:02 p.m. CT	D. Carr	A. Brooks
Sun, 9/21/03	L	14-42	Kansas City	H	70,487	Reliant Stadium (closed)	Grass	NA	12:02 p.m. CT	D. Carr	T. Green
Sun, 9/28/03	W	24-20	Jacksonville	H	70,041	Reliant Stadium (open)	Grass	79°	12:05 p.m. CT	D. Carr	B. Leftwich
Sun, 10/12/03	L	17-38	Tennessee	A	68,809	The Coliseum	Grass	69°	12:03 p.m. CT	D. Carr	S. McNair
Sun, 10/19/03	L	14-19	N.Y. Jets	H	70,623	Reliant Stadium (open)	Grass	79°	3:05 p.m. ET	D. Carr	V. Testaverde
Sun, 10/26/03	L	21-30	Indianapolis	A	56,132	RCA Dome	Artificial	NA	4:15 p.m. ET	D. Carr	P. Manning
Sun, 11/2/03	W	14-10	Carolina	H	70,052	Reliant Stadium (open)	Grass	81°	12:02 p.m. CT	T. Banks	J. Delhomme
Sun, 11/9/03	L	27-34	Cincinnati	A	50,437	Paul Brown Stadium	Grass	43°	1:03 p.m. ET	D. Carr	J. Kitna
Sun, 11/16/03	W	12-10	Buffalo	A	72,677	Ralph Wilson Stadium	AstroPlay	47°	1:01 p.m. ET	D. Carr	D. Bledsoe
Sun, 11/23/03	L(OT)	20-23	New England	H	70,719	Reliant Stadium (closed)	Grass	NA	12:02 p.m. CT	T. Banks	T. Brady
Sun, 11/30/03	W	17-13	Atlanta	H	70,388	Reliant Stadium (open)	Grass	70°	12:03 p.m. CT	T. Banks	D. Johnson
Sun, 12/7/03	L	0-27	Jacksonville	A	43,363	ALLTEL Stadium	Grass	56°	1:02 p.m. ET	D. Ragone	B. Leftwich
Sun, 12/14/03	L	3-16	Tampa Bay	A	65,124	Raymond James Stadium	Grass	67°	1:01 p.m. ET	D. Ragone	B. Johnson
Sun, 12/21/03	L	24-27	Tennessee	H	70,758	Reliant Stadium (open)	Grass	NA	12:03 p.m. CT	D. Carr	S. McNair
Sun, 12/28/03	L	17-20	Indianapolis	H	70,680	Reliant Stadium (closed)	Grass	NA	12:03 p.m. CT	D. Carr	P. Manning



# YEAR-BY-YEAR RESULTS

## 2004

**Head Coach:** Dom Capers

### Preseason (1-3)

Day, Date	W/L	Score	Opponent	H/A/N	Attend.	Venue (Roof Status)	Surface	Temp.	Kickoff Time	Hou. QB	Opp. QB
Sat, 8/14/04	W	18-0	Dallas	H	70,431	Reliant Stadium (open)	Grass	85°	7:06 p.m. CT	D. Carr	V. Testaverde
Sat, 8/21/04	L	3-38	Pittsburgh	A	56,028	Heinz Field	Artificial	70°	7:35 p.m. ET	D. Carr	T. Maddox
Fri, 8/27/04	L	17-31	Denver	A	71,256	INVESCO Field at Mile High	Grass	54°	7:06 p.m. MT	D. Carr	J. Plummer
Thu, 9/2/04	L	9-17	Tampa Bay	H	70,024	Reliant Stadium (open)	Grass	83°	7:07 p.m. CT	D. Carr	B. Johnson

### Regular Season (7-9 overall; 3rd AFC South; 3-5 home; 4-4 away)

Day, Date	W/L	Score	Opponent	H/A/N	Attend.	Venue (Roof Status)	Surface	Temp.	Kickoff Time	Hou. QB	Opp. QB
Sun, 9/12/04	L	20-27	San Diego	H	70,255	Reliant Stadium (closed)	Grass	NA	12:05 p.m. CT	D. Carr	D. Brees
Sun, 9/19/04	L	16-28	Detroit	A	61,465	Ford Field	Field Turf	68°	1:04 p.m. ET	D. Carr	J. Harrington
Sun, 9/26/04	W	24-21	Kansas City	A	77,433	Arrowhead Stadium	Grass	71°	12:00 p.m. CT	D. Carr	T. Green
Sun, 10/3/04	W	30-17	Oakland	H	70,741	Reliant Stadium (open)	Grass	NA	12:02 p.m. CT	D. Carr	K. Collins
Sun, 10/10/04	L(OT)	28-34	Minnesota	H	70,718	Reliant Stadium (open)	Grass	NA	12:02 p.m. CT	D. Carr	D. Culpepper
Sun, 10/17/04	W	20-10	Tennessee	A	68,932	The Coliseum	Grass	60°	12:02 p.m. CT	D. Carr	S. McNair
Sun, 10/31/04	W	20-6	Jacksonville	H	70,502	Reliant Stadium (open)	Grass	85°	12:02 p.m. CT	D. Carr	B. Leftwich
Sun, 11/7/04	L	13-31	Denver	A	74,292	INVESCO Field at Mile High	Grass	69°	2:15 p.m. MT	D. Carr	J. Plummer
Sun, 11/14/04	L	14-49	Indianapolis	A	56,511	RCA Dome	Artificial	NA	1:00 p.m. ET	D. Carr	P. Manning
Sun, 11/21/04	L	13-16	Green Bay	H	70,769	Reliant Stadium (closed)	Grass	NA	7:35 p.m. CT	D. Carr	B. Favre
Sun, 11/28/04	W	31-21	Tennessee	H	70,721	Reliant Stadium (open)	Grass	66°	12:05 p.m. CT	D. Carr	S. McNair
Sun, 12/5/04	L	7-29	N.Y. Jets	A	77,875	The Meadowlands	FieldTurf	56°	1:03 p.m. ET	D. Carr	C. Pennington
Sun, 12/12/04	L	14-23	Indianapolis	H	70,762	Reliant Stadium (open)	Grass	NA	12:02 p.m. CT	D. Carr	P. Manning
Sun, 12/19/04	W	24-5	Chicago	A	62,122	Soldier Field	Grass	12°	12:02 p.m. CT	D. Carr	C. Hutchinson
Sun, 12/26/04	W	21-0	Jacksonville	A	66,227	ALLTEL Stadium	Grass	40°	1:03 p.m. ET	D. Carr	B. Leftwich
Sun, 1/2/05	L	14-22	Cleveland	H	70,724	Reliant Stadium (closed)	Grass	72°	12:02 p.m. CT	D. Carr	K. Holcomb

## 2005

**Head Coach:** Dom Capers

### Preseason (1-3)

Day, Date	W/L	Score	Opponent	H/A/N	Attend.	Venue (Roof Status)	Surface	Temp.	Kickoff Time	Hou. QB	Opp. QB
Sat, 8/13/05	L	14-20	Denver	H	70,016	Reliant Stadium (closed)	Grass	NA	7:07 p.m. CT	D. Carr	J. Plummer
Sat, 8/20/05	W	19-17	Oakland	H	70,116	Reliant Stadium (closed)	Grass	NA	7:07 p.m. CT	D. Carr	K. Collins
Sat, 8/27/05	L	9-21	Dallas	A	54,288	Texas Stadium	Artificial	93°	7:00 p.m. CT	D. Carr	D. Bledsoe
Thu, 9/1/05	L	14-38	Tampa Bay	A	63,591	Raymond James Stadium	Grass	84°	7:36 p.m. ET	D. Carr	B. Griese

### Regular Season (2-14 overall; 4th AFC South; 2-6 home; 0-8 away)

Day, Date	W/L	Score	Opponent	H/A/N	Attend.	Venue (Roof Status)	Surface	Temp.	Kickoff Time	Hou. QB	Opp. QB
Sun, 9/11/05	L	7-22	Buffalo	A	71,781	Ralph Wilson Stadium	AstroPlay	76°	1:05 p.m. ET	D. Carr	J. Losman
Sun, 9/18/05	L	7-27	Pittsburgh	H	70,742	Reliant Stadium (open)	Grass	90°	12:02 p.m. CT	D. Carr	B. Roethlisberger
Sun, 10/2/05	L	10-16	Cincinnati	A	65,714	Paul Brown Stadium	FieldTurf	79°	1:02 p.m. ET	D. Carr	C. Palmer
Sun, 10/9/05	L	20-34	Tennessee	H	70,430	Reliant Stadium (closed)	Grass	NA	12:02 p.m. CT	D. Carr	S. McNair
Sun, 10/16/05	L	10-42	Seattle	A	66,196	Qwest Field	FieldTurf	57°	5:38 p.m. PT	D. Carr	M. Hasselbeck
Sun, 10/23/05	L	20-38	Indianapolis	H	70,621	Reliant Stadium (closed)	Grass	NA	12:03 p.m. CT	D. Carr	P. Manning
Sun, 10/30/05	W	19-16	Cleveland	H	70,064	Reliant Stadium (open)	Grass	78°	12:02 p.m. CT	D. Carr	T. Dilfer
Sun, 11/6/05	L	14-21	Jacksonville	A	64,613	ALLTEL Stadium	Grass	79°	1:01 p.m. ET	D. Carr	B. Leftwich
Sun, 11/13/05	L	17-31	Indianapolis	A	57,209	RCA Dome	Artificial	NA	1:03 p.m. ET	D. Carr	P. Manning
Sun, 11/20/05	L	17-45	Kansas City	H	70,481	Reliant Stadium (open)	Grass	58°	7:37 p.m. CT	D. Carr	T. Green
Sun, 11/27/05	L(OT)	27-33	St. Louis	H	70,010	Reliant Stadium (open)	Grass	NA	12:03 p.m. CT	D. Carr	J. Martin
Sun, 12/4/05	L	15-16	Baltimore	A	69,909	M&T Bank Stadium	Momentum	47°	1:02 p.m. ET	D. Carr	K. Boller
Sun, 12/11/05	L	10-13	Tennessee	A	69,149	The Coliseum	Grass	43°	12:03 p.m. CT	D. Carr	S. McNair
Sun, 12/18/05	W	30-19	Arizona	H	70,024	Reliant Stadium (closed)	Grass	NA	12:02 p.m. CT	D. Carr	K. Warner
Sat, 12/24/05	L	20-38	Jacksonville	H	70,025	Reliant Stadium (open)	Grass	65°	12:03 p.m. CT	D. Carr	D. Garrard
Sun, 1/1/06	L(OT)	17-20	San Francisco	A	67,970	Monster Park	Grass	56°	1:05 p.m. PT	D. Carr	A. Smith

# YEAR-BY-YEAR RESULTS

## 2006

**Head Coach:** Gary Kubiak

### Preseason (3-1)

Day, Date	W/L	Score	Opponent	H/A/N	Attend.	Venue (Roof Status)	Surface	Temp.	Kickoff Time	Hou. QB	Opp. QB
Sat, 8/12/06	W	24-14	Kansas City	H	70,016	Reliant Stadium (closed)	Grass	NA	7:07 p.m. CT	D. Carr	T. Green
Sat, 8/19/06	W	27-20	St. Louis	A	65,391	Edward Jones Dome	Artificial	NA	7:00 p.m. CT	D. Carr	M. Bulger
Sat, 8/27/06	L	14-17	Denver	A	73,689	INVESCO Field at Mile High	Grass	70°	6:04 p.m. MT	D. Carr	J. Plummer
Thu, 8/31/06	W	16-13	Tampa Bay	H	70,037	Reliant Stadium (closed)	Grass	NA	7:07 p.m. CT	S. Rosenfels	C. Simms

### Regular Season (6-10 overall; 4th AFC South; 4-4 home; 2-6 away)

Day, Date	W/L	Score	Opponent	H/A/N	Attend.	Venue (Roof Status)	Surface	Temp.	Kickoff Time	Hou. QB	Opp. QB
Sun, 9/10/06	L	10-24	Philadelphia	H	70,180	Reliant Stadium (closed)	Grass	NA	12:02 p.m. CT	D. Carr	D. McNabb
Sun, 9/17/06	L	24-43	Indianapolis	A	56,614	RCA Dome	FieldTurf	NA	1:03 p.m. ET	D. Carr	P. Manning
Sun, 9/24/06	L	15-31	Washington	H	70,069	Reliant Stadium (closed)	Grass	NA	12:03 p.m. CT	D. Carr	M. Brunell
Sun, 10/1/06	W	17-15	Miami	H	70,071	Reliant Stadium (closed)	Grass	NA	12:02 p.m. CT	D. Carr	D. Culpepper
Sun, 10/15/06	L	6-34	Dallas	A	63,186	Texas Stadium	Sportfield Turf	66°	12:02 p.m. CT	D. Carr	D. Bledsoe
Sun, 10/22/06	W	27-7	Jacksonville	H	70,035	Reliant Stadium (open)	Grass	NA	12:03 p.m. CT	D. Carr	B. Leftwich
Sun, 10/29/06	L	22-28	Tennessee	A	69,143	LP Field	Grass	72°	12:02 p.m. CT	D. Carr	V. Young
Sun, 11/5/06	L	10-14	N.Y. Giants	A	78,485	Giants Stadium	FieldTurf	46°	1:02 p.m. ET	D. Carr	E. Manning
Sun, 11/12/06	W	13-10	Jacksonville	A	65,918	ALLTEL Stadium	Grass	56°	1:03 p.m. ET	D. Carr	D. Garrard
Sun, 11/19/06	L	21-24	Buffalo	H	70,125	Reliant Stadium (open)	Grass	61°	12:03 p.m. CT	D. Carr	J. Losman
Sun, 11/26/06	L	11-26	N.Y. Jets	A	76,596	The Meadowlands	FieldTurf	56°	1:02 p.m. ET	D. Carr	C. Pennington
Sun, 12/3/06	W	23-14	Oakland	A	46,276	McAfee Coliseum	Grass	56°	1:05 p.m. PT	D. Carr	A. Brooks
Sun, 12/10/06	L(OT)	20-26	Tennessee	H	70,760	Reliant Stadium (closed)	Grass	NA	12:02 p.m. CT	D. Carr	V. Young
Sun, 12/17/06	L	7-40	New England	A	68,756	Gillette Stadium	Grass	52°	1:02 p.m. ET	D. Carr	T. Brady
Sun, 12/24/06	W	27-24	Indianapolis	H	70,132	Reliant Stadium (closed)	Grass	NA	12:03 p.m. CT	D. Carr	P. Manning
Sun, 12/31/06	W	14-6	Cleveland	H	70,097	Reliant Stadium (open)	Grass	NA	12:02 p.m. CT	D. Carr	C. Frye

## 2007

**Head Coach:** Gary Kubiak

### Preseason (2-2)

Day, Date	W/L	Score	Opponent	H/A/N	Attend.	Venue (Roof Status)	Surface	Temp.	Kickoff Time	Hou. QB	Opp. QB
Sat, 8/11/07	L	19-20	Chicago	H	70,060	Reliant Stadium (closed)	Grass	NA	7:08 p.m. CT	M. Schaub	R. Grossman
Sat, 8/18/07	W	33-20	Arizona	A	64,405	Univ. of Phoenix (closed)	Grass	NA	1:05 p.m. MT	M. Schaub	M. Leinart
Sat, 8/25/07	W	28-16	Dallas	H	70,516	Reliant Stadium (closed)	Grass	NA	7:08 p.m. CT	M. Schaub	T. Romo
Thu, 8/30/07	L	24-31	Tampa Bay	A	64,321	Raymond James Stadium	Grass	90°	8:08 p.m. ET	S. Rosenfels	L. McCown

### Regular Season (8-8 overall; 4th AFC South; 6-2 home; 2-6 away)

Day, Date	W/L	Score	Opponent	H/A/N	Attend.	Venue (Roof Status)	Surface	Temp.	Kickoff Time	Hou. QB	Opp. QB
Sun, 9/9/07	W	20-3	Kansas City	H	70,080	Reliant Stadium (closed)	Grass	NA	12:05 p.m. CT	M. Schaub	D. Huard
Sun, 9/16/07	W	34-21	Carolina	A	73,665	Bank of America Stadium	Grass	74°	1:02 p.m. ET	M. Schaub	J. Delhomme
Sun, 9/23/07	L	24-30	Indianapolis	H	70,132	Reliant Stadium (closed)	Grass	NA	12:03 p.m. CT	M. Schaub	P. Manning
Sun, 9/30/07	L	16-26	Atlanta	A	69,312	The Georgia Dome	Field Turf	NA	1:02 p.m. ET	M. Schaub	J. Harrington
Sun, 10/7/07	W	22-19	Miami	H	70,156	Reliant Stadium (closed)	Grass	NA	12:02 p.m. CT	M. Schaub	T. Green
Sun, 10/14/07	L	17-37	Jacksonville	A	63,715	Jacksonville Municipal Stad.	Grass	81°	1:03 p.m. ET	M. Schaub	D. Garrard
Sun, 10/21/07	L	36-38	Tennessee	H	70,734	Reliant Stadium (closed)	Grass	NA	12:02 p.m. CT	M. Schaub	K. Collins
Sun, 10/28/07	L	10-35	San Diego	A	60,439	Qualcomm Stadium	Grass	78°	1:05 p.m. PT	M. Schaub	P. Rivers
Sun, 11/4/07	W	24-17	Oakland	A	49,603	McAfee Coliseum	Grass	70°	1:15 p.m. PT	S. Rosenfels	J. McCown
Sun, 11/18/07	W	23-10	New Orleans	H	70,780	Reliant Stadium (closed)	Grass	NA	12:02 p.m. CT	M. Schaub	D. Brees
Sun, 11/25/07	L	17-27	Cleveland	A	72,730	Cleveland Browns Stadium	Grass	41°	1:03 p.m. ET	M. Schaub	D. Anderson
Sun, 12/2/07	L	22-28	Tennessee	A	69,143	LP Field	Grass	61°	12:02 p.m. CT	M. Schaub	V. Young
Sun, 12/9/07	W	28-14	Tampa Bay	H	70,237	Reliant Stadium (closed)	Grass	NA	12:01 p.m. CT	S. Rosenfels	J. McCown
Thu, 12/13/07	W	31-13	Denver	H	70,747	Reliant Stadium (open)	Grass	59°	7:15 p.m. CT	S. Rosenfels	J. Cutler
Sun, 12/23/07	L	15-38	Indianapolis	A	57,262	RCA Dome	FieldTurf	NA	1:02 p.m. ET	S. Rosenfels	P. Manning
Sun, 12/30/07	W	42-28	Jacksonville	H	70,660	Reliant Stadium (open)	Grass	NA	12:02 p.m. CT	S. Rosenfels	Q. Gray

# YEAR-BY-YEAR RESULTS

2008

Head Coach: Gary Kubiak

## Preseason (2-2)

Day, Date	W/L	Score	Opponent	H/A/N	Attend.	Venue (Roof Status)	Surface	Temp.	Kickoff Time	Hou. QB	Opp. QB
Sat, 8/9/08	W	19-16	Denver	H	70,020	Reliant Stadium (closed)	Grass	NA	7:07 p.m. CT	M. Schaub	J. Cutler
Sat, 8/16/08	W	31-27	New Orleans	A	64,405	Louisiana Superdome	Momentum	NA	7:06 p.m. CT	M. Schaub	D. Brees
Sat, 8/22/08	L	22-23	Dallas	A	60,795	Texas Stadium	Artificial	94°	7:05 p.m. CT	M. Schaub	T. Romo
Thu, 8/28/08	L	6-16	Tampa Bay	H	70,011	Reliant Stadium (closed)	Grass	NA	7:07 p.m. CT	S. Rosenfels	L. McCown

## Regular Season (8-8 overall; 3rd AFC South; 6-2 home; 2-6 away)

Day, Date	W/L	Score	Opponent	H/A/N	Attend.	Venue (Roof Status)	Surface	Temp.	Kickoff Time	Hou. QB	Opp. QB
Sun, 9/7/08	L	17-38	Pittsburgh	A	64,001	Heinz Field	Grassmaster	72°	1:02 p.m. ET	M. Schaub	B. Roethlisberger
Sun, 9/21/08	L	12-31	Tennessee	A	69,143	LP Field	Grass	80°	12:02 p.m. CT	M. Schaub	K. Collins
Sun, 9/28/08	L(OT)	27-30	Jacksonville	A	64,061	Jacksonville Municipal Stad.	Grass	82°	1:02 p.m. ET	M. Schaub	D. Garrard
Sun, 10/5/08	L	27-31	Indianapolis	H	70,118	Reliant Stadium (open)	Grass	82°	12:02 p.m. CT	S. Rosenfels	P. Manning
Sun, 10/12/08	W	29-28	Miami	H	70,023	Reliant Stadium (open)	Grass	79°	12:02 p.m. CT	M. Schaub	C. Pennington
Sun, 10/19/08	W	28-21	Detroit	H	70,081	Reliant Stadium (open)	Grass	77°	3:05 p.m. CT	M. Schaub	D. Orlovsky
Sun, 10/26/08	W	35-6	Cincinnati	H	70,112	Reliant Stadium (open)	Grass	82°	2:47 p.m. CT	M. Schaub	R. Fitzpatrick
Sun, 11/2/08	L	21-28	Minnesota	A	62,839	Metrodome	FieldTurf	NA	12:05 p.m. CT	M. Schaub	G. Frerotte
Sun, 11/9/08	L	13-41	Baltimore	H	70,552	Reliant Stadium (open)	Grass	69°	12:02 p.m. CT	S. Rosenfels	J. Flacco
Sun, 11/16/08	L	27-33	Indianapolis	A	66,201	Lucas Oil Stadium (closed)	FieldTurf	NA	1:02 p.m. ET	S. Rosenfels	P. Manning
Sun, 11/23/08	W	16-6	Cleveland	A	72,077	Cleveland Browns Stadium	Grass	30°	1:03 p.m. ET	S. Rosenfels	B. Quinn
Mon, 12/1/08	W	30-17	Jacksonville	H	70,809	Reliant Stadium (open)	Grass	53°	7:40 p.m. CT	S. Rosenfels	D. Garrard
Sun, 12/7/08	W	24-21	Green Bay	A	70,245	Lambeau Field	Grassmaster	3°	12:02 p.m. CT	M. Schaub	A. Rodgers
Sun, 12/14/08	W	13-12	Tennessee	H	70,831	Reliant Stadium (open)	Grass	72°	12:05 p.m. CT	M. Schaub	K. Collins
Sun, 12/21/08	L	16-27	Oakland	A	43,687	OAK-Alameda County Coli.	Grass	48°	1:05 p.m. PT	M. Schaub	J. Russell
Sun, 12/28/08	W	31-24	Chicago	H	70,838	Reliant Stadium (open)	Grass	46°	12:03 p.m. CT	M. Schaub	K. Orton

2009

Head Coach: Gary Kubiak

## Preseason (2-2)

Day, Date	W/L	Score	Opponent	H/A/N	Attend.	Venue (Roof Status)	Surface	Temp.	Kickoff Time	Hou. QB	Opp. QB
Sat, 8/15/09	W	16-10	Kansas City	A	64,781	Arrowhead Stadium	Grass	78°	7:00 p.m. CT	M. Schaub	M. Cassel
Sat, 8/22/09	L	14-38	New Orleans	H	70,107	Reliant Stadium (closed)	Grass	NA	7:09 p.m. CT	M. Schaub	D. Brees
Mon, 8/31/09	L	10-17	Minnesota	H	70,191	Reliant Stadium (closed)	Grass	NA	7:06 p.m. CT	M. Schaub	B. Favre
Fri, 9/4/09	W	27-20	Tampa Bay	A	63,831	Raymond James Stadium	Grass	88°	7:07 p.m. ET	D. Orlovsky	J. Freeman

## Regular Season (9-7 overall; 2nd AFC South; 4-4 home; 5-3 away)

Day, Date	W/L	Score	Opponent	H/A/N	Attend.	Venue (Roof Status)	Surface	Temp.	Kickoff Time	Hou. QB	Opp. QB
Sun, 9/13/09	L	7-24	N.Y. Jets	H	70,118	Reliant Stadium (closed)	Grass	NA	12:03 p.m. CT	M. Schaub	M. Sanchez
Sun, 9/20/09	W	34-31	Tennessee	A	69,143	LP Field	Grass	77°	12:03 p.m. CT	M. Schaub	K. Collins
Sun, 9/27/09	L	24-34	Jacksonville	H	70,083	Reliant Stadium (closed)	Grass	85°	12:03 p.m. CT	M. Schaub	D. Garrard
Sun, 10/4/09	W	29-6	Oakland	H	70,291	Reliant Stadium (closed)	Grass	NA	12:02 p.m. CT	M. Schaub	J. Russell
Sun, 10/11/09	L	21-28	Arizona	A	61,819	Univ. of Phoenix (closed)	Grass	NA	1:15 p.m. MT	M. Schaub	K. Warner
Sun, 10/18/09	W	28-17	Cincinnati	A	64,019	Paul Brown Stadium	FieldTurf	49°	1:02 p.m. ET	M. Schaub	C. Palmer
Sun, 10/25/09	W	24-21	San Francisco	H	70,820	Reliant Stadium (open)	Grass	74°	12:04 p.m. CT	M. Schaub	S. Hille
Sun, 11/1/09	W	31-10	Buffalo	A	69,790	Ralph Wilson Stadium	AstroPlay	49°	1:02 p.m. ET	M. Schaub	R. Fitzpatrick
Sun, 11/8/09	L	17-20	Indianapolis	A	66,033	Lucas Oil Stadium (open)	FieldTurf	69°	1:02 p.m. ET	M. Schaub	P. Manning
Mon, 11/23/09	L	17-20	Tennessee	H	71,153	Reliant Stadium (open)	Grass	NA	12:05 p.m. CT	M. Schaub	V. Young
Sun, 11/29/09	L	27-35	Indianapolis	H	70,990	Reliant Stadium (open)	Grass	NA	12:02 p.m. CT	M. Schaub	P. Manning
Sun, 12/6/09	L	18-23	Jacksonville	A	42,079	Jacksonville Municipal Stad.	Grass	54°	1:03 p.m. ET	M. Schaub	D. Garrard
Sun, 12/13/09	W	34-7	Seattle	H	70,380	Reliant Stadium (closed)	Grass	NA	12:02 p.m. CT	M. Schaub	M. Hasselbeck
Sun, 12/20/09	W	16-13	St. Louis	A	46,256	Edward Jones Dome	FieldTurf	NA	12:00 p.m. CT	M. Schaub	K. Null
Sun, 12/27/09	W	27-20	Miami	A	65,847	Land Shark Stadium	Grass	75°	1:02 p.m. ET	M. Schaub	C. Henne
Sun, 1/3/10	W	34-27	New England	H	71,029	Reliant Stadium (closed)	Grass	NA	12:02 p.m. CT	M. Schaub	T. Brady



# YEAR-BY-YEAR RESULTS

## 2010

**Head Coach:** Gary Kubiak

### Preseason (1-3)

Day, Date	W/L	Score	Opponent	H/A/N	Attend.	Venue (Roof Status)	Surface	Temp.	Kickoff Time	Hou. QB	Opp. QB
Sat, 8/14/10	L	16-19	Arizona	A	61,489	Univ. of Phoenix (closed)	Grass	NA	5:07 p.m. MT	M. Schaub	M. Leinart
Sat, 8/21/10	L	20-38	New Orleans	A	70,025	Louisiana Superdome	Momentum	NA	7:07 p.m. CT	M. Schaub	D. Brees
Sat, 8/28/10	W	23-7	Dallas	H	70,725	Reliant Stadium (closed)	Grass	NA	7:05 p.m. CT	M. Schaub	T. Romo
Thu, 9/2/10	L	17-24	Tampa Bay	H	70,035	Reliant Stadium (closed)	Grass	NA	7:07 p.m. ET	D. Orlovsky	R. Carpenter

### Regular Season (6-10 overall; 3rd AFC South; 4-4 home; 2-6 away)

Day, Date	W/L	Score	Opponent	H/A/N	Attend.	Venue (Roof Status)	Surface	Temp.	Kickoff Time	Hou. QB	Opp. QB
Sun, 9/12/10	W	34-24	Indianapolis	H	70,974	Reliant Stadium (closed)	Grass	NA	12:02 p.m. CT	M. Schaub	P. Manning
Sun, 9/19/10	W(OT)	30-27	Washington	A	88,240	FedEx Field	Grass	85°	4:15 p.m. ET	M. Schaub	D. McNabb
Sun, 9/26/10	L	13-27	Dallas	H	71,456	Reliant Stadium (closed)	Grass	NA	12:02 p.m. CT	M. Schaub	T. Romo
Sun, 10/3/10	W	31-24	Oakland	A	32,218	OAK-Alameda County Col.	Grass	71°	1:05 p.m. PT	M. Schaub	B. Gradkowski
Sun, 10/10/10	L	10-34	N.Y. Giants	H	71,110	Reliant Stadium (closed)	Grass	NA	12:03 p.m. CT	M. Schaub	E. Manning
Sun, 10/17/10	W	35-31	Kansas City	H	70,926	Reliant Stadium (open)	Grass	78°	12:03 p.m. ET	M. Schaub	M. Cassel
Mon, 11/1/10	L	17-30	Indianapolis	A	66,363	Lucas Oil Stadium (closed)	FieldTurf	NA	8:41 p.m. ET	M. Schaub	P. Manning
Sun, 11/7/10	L	23-29	San Diego	H	70,886	Reliant Stadium (open)	Grass	63°	12:02 p.m. CT	M. Schaub	P. Rivers
Sun, 11/14/10	L	24-31	Jacksonville	A	63,340	EverBank Field	Grass	70°	1:04 p.m. ET	M. Schaub	D. Garrard
Sun, 11/21/10	L	27-30	N.Y. Jets	A	78,843	New Meadowlands Stadium	FieldTurf	46°	1:03 p.m. ET	M. Schaub	M. Sanchez
Sun, 11/28/10	W	20-0	Tennessee	H	70,855	Reliant Stadium (closed)	Grass	NA	12:02 p.m. CT	M. Schaub	R. Smith
Thu, 12/2/10	L	24-34	Philadelphia	A	69,144	Lincoln Financial Field	Grass	36°	8:30 p.m. ET	M. Schaub	M. Vick
Mon, 12/13/10	L(OT)	28-34	Baltimore	H	71,413	Reliant Stadium (closed)	Grass	NA	12:02 p.m. CT	M. Schaub	J. Flacco
Sun, 12/19/10	L	17-31	Tennessee	A	69,143	LP Field	Grass	36°	12:02 p.m. CT	M. Schaub	K. Collins
Sun, 12/26/10	L	23-24	Denver	A	73,691	INVESCO Field at Mile High	Grass	50°	2:06 p.m. MT	M. Schaub	T. Tebow
Sun, 1/2/11	W	34-17	Jacksonville	H	71,023	Reliant Stadium (open)	Grass	60°	3:15 p.m. CT	M. Schaub	T. Edwards

## 2011

**Head Coach:** Gary Kubiak

### Preseason (3-1)

Day, Date	W/L	Score	Opponent	H/A/N	Attend.	Venue (Roof Status)	Surface	Temp.	Kickoff Time	Hou. QB	Opp. QB
Mon, 8/15/11	W	20-16	N.Y. Jets	H	70,511	Reliant Stadium (closed)	Grass	NA	7:05 p.m. CT	M. Schaub	M. Sanchez
Sat, 8/20/11	W	27-14	New Orleans	H	70,828	Reliant Stadium (closed)	Grass	NA	7:06 p.m. CT	M. Schaub	D. Brees
Sat, 8/27/11	W	30-7	San Francisco	A	69,732	Candlestick Park	Grass	68°	5:05 p.m. PT	M. Schaub	A. Smith
Thu, 9/1/11	L	0-28	Minnesota	A	62,148	Mall of America at HHH	Series S5M	NA	7:07 p.m. ET	M. Leinart	C. Ponder

### Regular Season (10-6 overall; 1st AFC South; 5-3 home; 5-3 away)

Day, Date	W/L	Score	Opponent	H/A/N	Attend.	Venue (Roof Status)	Surface	Temp.	Kickoff Time	Hou. QB	Opp. QB
Sun, 9/11/11	W	34-7	Indianapolis	H	71,444	Reliant Stadium (closed)	Grass	NA	12:05 p.m. CT	M. Schaub	K. Collins
Sun, 9/18/11	W	23-13	Miami	A	51,032	Sun Life Stadium	Grass	87°	4:15 p.m. ET	M. Schaub	C. Henne
Sun, 9/25/11	L	33-40	New Orleans	A	73,002	Louisiana Superdome	Series S5M	NA	12:02 p.m. CT	M. Schaub	D. Brees
Sun, 10/2/11	W	17-10	Pittsburgh	H	71,585	Reliant Stadium (closed)	Grass	NA	12:03 p.m. CT	M. Schaub	B. Roethlisberger
Sun, 10/9/11	L	20-25	Oakland	H	71,420	Reliant Stadium (closed)	Grass	NA	12:02 p.m. CT	M. Schaub	J. Campbell
Sun, 10/16/11	L	14-29	Baltimore	A	71,154	M&T Bank Stadium	SportExe	72°	4:06 p.m. ET	M. Schaub	J. Flacco
Sun, 10/23/11	W	41-7	Tennessee	A	69,143	LP Field	Grass	72°	12:02 p.m. CT	M. Schaub	M. Hasselbeck
Sun, 10/30/11	W	24-14	Jacksonville	H	71,412	Reliant Stadium (open)	Grass	68°	12:02 p.m. CT	M. Schaub	B. Gabbert
Sun, 11/6/11	W	30-12	Cleveland	H	71,511	Reliant Stadium (closed)	Grass	NA	12:03 p.m. CT	M. Schaub	C. McCoy
Sun, 11/13/11	W	37-9	Tampa Bay	A	56,037	Raymond James Stadium	Grass	77°	1:02 p.m. ET	M. Schaub	J. Freeman
Sun, 11/27/11	W	20-13	Jacksonville	A	62,004	EverBank Field	Grass	75°	1:03 p.m. ET	M. Leinart	B. Gabbert
Sun, 12/4/11	W	17-10	Atlanta	H	71,545	Reliant Stadium (closed)	Grass	NA	12:03 p.m. ET	T. Yates	M. Ryan
Sun, 12/11/11	W	20-19	Cincinnati	A	41,202	Paul Brown Stadium	FieldTurf	34°	1:02 p.m. ET	T. Yates	A. Dalton
Sun, 12/18/11	L	13-28	Carolina	H	71,540	Reliant Stadium (closed)	Grass	NA	12:03 p.m. CT	T. Yates	C. Newton
Thu, 12/22/11	L	16-19	Indianapolis	A	64,159	Lucas Oil Stadium (closed)	Artificial	NA	8:29 p.m. ET	T. Yates	D. Orlovsky
Sun, 1/1/12	L	22-23	Tennessee	H	71,512	Reliant Stadium (closed)	Grass	NA	12:02 p.m. CT	T. Yates	M. Hasselbeck

# YEAR-BY-YEAR RESULTS

## 2011 (cont.)

**Postseason (1-1 overall; AFC Divisional; 1-0 home; 0-1 away)**

Day, Date	W/L	Score	Opponent	H/A/N	Attend.	Venue (Roof Status)	Surface	Temp.	Kickoff Time	Hou. QB	Opp. QB
*Sat, 1/7/12	W	31-10	Cincinnati	H	71,725	Reliant Stadium (closed)	Grass	NA	3:35 p.m. CT	T. Yates	A. Dalton
#Sun, 1/15/12	L	13-20	Baltimore	A	71,547	M&T Bank Stadium	SportExe	31°	1:05 p.m. ET	T. Yates	J. Flacco

\* - AFC Wild Card; # - AFC Divisional

## 2012

**Head Coach:** Gary Kubiak

**Preseason (3-1)**

Day, Date	W/L	Score	Opponent	H/A/N	Attend.	Venue (Roof Status)	Surface	Temp.	Kickoff Time	Hou. QB	Opp. QB
Sat, 8/11/12	W	26-13	Carolina	A	69,002	Bank of America Stadium	Grass	78°	7:04 p.m. ET	M. Schaub	C. Newton
Sat, 8/18/12	W	20-9	San Francisco	H	71,196	Reliant Stadium (closed)	Grass	NA	7:07 p.m. CT	M. Schaub	A. Smith
Sat, 8/25/12	L	27-34	New Orleans	A	72,082	Mercedes-Benz Superdome	Series S5M	NA	7:06 p.m. CT	M. Schaub	D. Brees
Thu, 8/30/12	W	28-24	Minnesota	H	71,116	Reliant Stadium (closed)	Grass	NA	6:07 p.m. CT	J. Beck	J. Webb

**Regular Season (12-4 overall; 1st AFC South; 6-2 home; 6-2 away)**

Day, Date	W/L	Score	Opponent	H/A/N	Attend.	Venue (Roof Status)	Surface	Temp.	Kickoff Time	Hou. QB	Opp. QB
Sun, 9/9/12	W	30-10	Miami	H	71,566	Reliant Stadium (closed)	Grass	NA	12:03 p.m. CT	M. Schaub	R. Tannehill
Sun, 9/16/12	W	27-7	Jacksonville	A	62,907	EverBank Field	Grass	83°	1:03 p.m. ET	M. Schaub	B. Gabbert
Sun, 9/23/12	W	31-25	Denver	A	76,566	Sports Authority at Mile High	Grass	84°	2:25 p.m. MT	M. Schaub	P. Manning
Sun, 9/30/12	W	38-14	Tennessee	H	71,581	Reliant Stadium (closed)	Grass	NA	12:03 p.m. CT	M. Schaub	J. Locker
Mon, 10/8/12	W	23-17	N.Y. Jets	A	79,088	MetLife Stadium	FieldTurf	52°	8:40 p.m. ET	M. Schaub	M. Sanchez
Sun, 10/14/12	L	24-42	Green Bay	H	71,702	Reliant Stadium (closed)	Grass	NA	7:30 p.m. CT	M. Schaub	A. Rodgers
Sun, 10/21/12	W	43-13	Baltimore	H	71,708	Reliant Stadium (closed)	Grass	NA	12:02 p.m. CT	M. Schaub	J. Flacco
Sun, 11/4/12	W	21-9	Buffalo	H	71,698	Reliant Stadium (closed)	Grass	NA	12:02 p.m. CT	M. Schaub	R. Fitzpatrick
Sun, 11/11/12	W	13-6	Chicago	A	62,410	Soldier Field	Grass	54°	7:31 p.m. CT	M. Schaub	J. Cutler
Sun, 11/18/12	W(OT)	43-37	Jacksonville	H	71,676	Reliant Stadium (closed)	Grass	NA	12:03 p.m. CT	M. Schaub	B. Gabbert
Thu, 11/22/12	W(OT)	34-31	Detroit	A	64,827	Ford Field	Field Turf	NA	12:39 p.m. ET	M. Schaub	M. Stafford
Sun, 12/2/12	W	24-10	Tennessee	A	69,143	LP Field	Grass	66°	12:02 p.m. CT	M. Schaub	J. Locker
Mon, 12/10/12	L	14-42	New England	A	68,756	Gillette Stadium	Field Turf	59°	8:40 p.m. ET	M. Schaub	T. Brady
Sun, 12/16/12	W	29-17	Indianapolis	H	71,702	Reliant Stadium (closed)	Grass	NA	12:02 p.m. CT	M. Schaub	A. Luck
Sun, 12/23/12	L	6-23	Minnesota	H	71,688	Reliant Stadium (closed)	Grass	NA	12:03 p.m. CT	M. Schaub	C. Ponder
Sun, 12/30/12	L	16-28	Indianapolis	A	66,957	Lucas Oil Stadium (closed)	Artificial	NA	1:02 p.m. ET	M. Schaub	A. Luck

**Postseason (1-1 overall; AFC Divisional; 1-0 home; 0-1 away)**

Day, Date	W/L	Score	Opponent	H/A/N	Attend.	Venue (Roof Status)	Surface	Temp.	Kickoff Time	Hou. QB	Opp. QB
*Sat, 1/5/13	W	19-13	Cincinnati	H	71,738	Reliant Stadium (closed)	Grass	NA	3:35 p.m. CT	M. Schaub	A. Dalton
#Sun, 1/13/13	L	28-41	New England	A	68,756	Gillette Stadium	Field Turf	51°	4:40 p.m. ET	M. Schaub	T. Brady

\* - AFC Wild Card; # - AFC Divisional



RB Arian Foster's (left) touchdown and K Shayne Graham's (right) franchise postseason-record four field goals lifted the Texans to a 19-13 win over the Cincinnati Bengals in the AFC Wild Card game on Jan. 5, 2013.



# YEAR-BY-YEAR RESULTS

2013

Head Coach: Gary Kubiak

## Preseason (3-1)

Day, Date	W/L	Score	Opponent	H/A/N	Attend.	Venue (Roof Status)	Surface	Temp.	Kickoff Time	Hou. QB	Opp. QB
Fri, 8/9/13	W	27-13	Minnesota	A	62,306	Mall of America at HHH	Series S5M	NA	7:00 p.m. CT	M. Schaub	C. Ponder
Sat, 8/17/13	W	24-17	Miami	H	71,141	Reliant Stadium (closed)	Grass	NA	7:07 p.m. CT	M. Schaub	R. Tannehill
Sun, 8/25/13	L	23-31	New Orleans	H	71,611	Reliant Stadium (closed)	Grass	NA	3:10 p.m. CT	M. Schaub	D. Brees
Thu, 8/29/13	W	24-6	Dallas	A	76,856	AT&T Stadium	FieldTurf	NA	7:07 p.m. CT	C. Keenum	K. Orton

## Regular Season (2-14 overall; 4th AFC South; 1-7 home; 1-7 away)

Day, Date	W/L	Score	Opponent	H/A/N	Attend.	Venue (Roof Status)	Surface	Temp.	Kickoff Time	Hou. QB	Opp. QB
Mon, 9/9/13	W	31-28	San Diego	A	59,522	Qualcomm Stadium	Grass	70°	7:25 p.m. PT	M. Schaub	P. Rivers
Sun, 9/15/13	W(OT)	30-24	Tennessee	H	71,718	Reliant Stadium (closed)	Grass	NA	12:03 p.m. CT	M. Schaub	J. Locker
Sun, 9/22/13	L	9-30	Baltimore	A	71,168	M&T Bank Stadium	SportExe	73°	1:03 p.m. ET	M. Schaub	J. Flacco
Sun, 9/29/13	L(OT)	20-23	Seattle	H	71,756	Reliant Stadium (closed)	Grass	NA	12:03 p.m. CT	M. Schaub	R. Wilson
Sun, 10/6/13	L	3-34	San Francisco	A	69,732	Candlestick Park	Grass	76°	5:34 p.m. PT	M. Schaub	C. Kaepernick
Sun, 10/13/13	L	13-38	St. Louis	H	71,104	Reliant Stadium (closed)	Grass	NA	12:03 p.m. CT	M. Schaub	S. Bradford
Sun, 10/20/13	L	16-17	Kansas City	A	74,118	Arrowhead Stadium	Grass	70°	3:26 p.m. CT	C. Keenum	A. Smith
Sun, 11/3/13	L	24-27	Indianapolis	H	71,778	Reliant Stadium (open)	Grass	60°	7:30 p.m. CT	C. Keenum	A. Luck
Sun, 11/10/13	L	24-27	Arizona	A	60,845	Univ. of Phoenix Stadium	Grass	NA	2:25 p.m. MT	C. Keenum	C. Palmer
Sun, 11/17/13	L	23-28	Oakland	H	71,726	Reliant Stadium (closed)	Grass	NA	12:03 p.m. CT	C. Keenum	M. McGloin
Sun, 11/24/13	L	6-13	Jacksonville	H	71,659	Reliant Stadium (closed)	Grass	NA	12:03 p.m. CT	C. Keenum	C. Henne
Sun, 12/1/13	L	31-34	New England	H	71,769	Reliant Stadium (open)	Grass	64°	12:02 p.m. CT	C. Keenum	T. Brady
Thu, 12/5/13	L	20-27	Jacksonville	A	60,414	EverBank Field	Grass	72°	8:29 p.m. ET	C. Keenum	C. Henne
Sun, 12/15/13	L	3-25	Indianapolis	A	65,470	Lucas Oil Stadium (closed)	FieldTurf	NA	1:02 p.m. ET	C. Keenum	A. Luck
Sun, 12/22/13	L	13-37	Denver	H	71,761	Reliant Stadium (open)	Grass	58°	12:02 p.m. CT	M. Schaub	P. Manning
Sun, 12/29/13	L	10-16	Tennessee	A	69,143	LP Field	Grass	53°	12:02 p.m. CT	M. Schaub	R. Fitzpatrick

2014

Head Coach: Bill O'Brien

## Preseason (2-2)

Day, Date	W/L	Score	Opponent	H/A/N	Attend.	Venue (Roof Status)	Surface	Temp.	Kickoff Time	Hou. QB	Opp. QB
Sat, 8/9/14	L	0-32	Arizona	A	60,540	Univ. of Phoenix Stadium	Grass	NA	5:37 p.m. MT	R. Fitzpatrick	C. Palmer
Sat, 8/16/14	W	32-7	Atlanta	H	71,644	NRG Stadium (closed)	Grass	NA	7:07 p.m. CT	R. Fitzpatrick	M. Ryan
Sat, 8/23/14	W	18-17	Denver	A	75,093	Sports Authority Field	Grass	75°	7:07 p.m. MT	R. Fitzpatrick	P. Manning
Thu, 8/28/14	L	13-40	San Francisco	H	71,408	NRG Stadium (closed)	Grass	NA	7:07 p.m. CT	C. Keenum	B. Gabbert

## Regular Season (9-7 overall; 2nd AFC South; 5-3 home; 4-4 away)

Day, Date	W/L	Score	Opponent	H/A/N	Attend.	Venue (Roof Status)	Surface	Temp.	Kickoff Time	Hou. QB	Opp. QB
Sun, 9/7/14	W	17-6	Washington	H	71,770	NRG Stadium (closed)	Grass	NA	12:03 p.m. CT	R. Fitzpatrick	R. Griffin
Sun, 9/14/14	W	30-14	Oakland	A	54,063	O.co Coliseum	Grass	67°	1:25 p.m. PT	R. Fitzpatrick	D. Carr
Sun, 9/21/14	L	17-30	N.Y. Giants	A	77,462	MetLife Stadium	UBU Series	70°	1:02 p.m. ET	R. Fitzpatrick	E. Manning
Sun, 9/28/14	W	23-17	Buffalo	H	71,756	NRG Stadium (closed)	Grass	NA	12:02 p.m. CT	R. Fitzpatrick	E. Manuel
Sun, 10/5/14	L(OT)	17-20	Dallas	A	91,159	AT&T Stadium (closed)	FieldTurf	NA	12:03 p.m. CT	R. Fitzpatrick	T. Romo
Thu, 10/9/14	L	28-33	Indianapolis	H	71,787	NRG Stadium (closed)	Grass	NA	7:26 p.m. CT	R. Fitzpatrick	A. Luck
Mon, 10/20/14	L	23-30	Pittsburgh	A	56,375	Heinz Field	Grass	57°	8:30 p.m. ET	R. Fitzpatrick	B. Roethlisberger
Sun, 10/26/14	W	30-16	Tennessee	A	69,143	LP Field	Grass	73°	12:03 p.m. CT	R. Fitzpatrick	Z. Mettenberger
Sun, 11/2/14	L	21-31	Philadelphia	H	71,780	NRG Stadium (closed)	Grass	NA	12:03 p.m. CT	R. Fitzpatrick	N. Foles
Sun, 11/16/14	W	23-7	Cleveland	A	67,431	FirstEnergy Stadium	Grass	34°	1:03 p.m. ET	R. Mallett	B. Hoyer
Sun, 11/23/14	L	13-22	Cincinnati	H	71,777	NRG Stadium (open)	Grass	71°	12:02 p.m. CT	R. Mallett	A. Dalton
Sun, 11/30/14	W	45-21	Tennessee	H	71,714	NRG Stadium (open)	Grass	76°	12:02 p.m. CT	R. Fitzpatrick	Z. Mettenberger
Sun, 12/7/14	W	27-13	Jacksonville	A	61,070	EverBank Field	Grass	61°	1:03 p.m. ET	R. Fitzpatrick	B. Bortles
Sun, 12/14/14	L	10-17	Indianapolis	A	65,148	Lucas Oil Stadium (closed)	FieldTurf	NA	1:02 p.m. ET	R. Fitzpatrick	A. Luck
Sun, 12/21/14	W	25-13	Baltimore	H	71,771	NRG Stadium (closed)	Grass	NA	12:02 p.m. CT	C. Keenum	J. Flacco
Sun, 12/28/14	W	23-17	Jacksonville	H	71,777	NRG Stadium (closed)	Grass	NA	12:03 p.m. CT	C. Keenum	B. Bortles



# YEAR-BY-YEAR RESULTS

2015

Head Coach: Bill O'Brien

## Preseason (2-2)

Day, Date	W/L	Score	Opponent	H/	Attend.	Venue (Roof Status)	Surface	Temp.	Kickoff Time	Hou. QB	Opp. QB
Sat, 8/15/15	W	23-0	San Francisco	H	71,403	NRG Stadium (closed)	Grass	NA	7:06 p.m. CT	B. Hoyer	C. Kaepernick
Sat, 8/22/15	L	10-14	Denver	H	71,533	NRG Stadium (closed)	Grass	NA	7:07 p.m. CT	R. Mallett	P. Manning
Sun, 8/30/15	W	27-13	New Orleans	A	72,998	Mercedes-Benz Superdome	UBU Series	75°	3:10 p.m. CT	B. Hoyer	D. Brees
Thu, 9/3/15	L	14-21	Dallas	A	85,067	AT&T Stadium	Artificial Turf	NA	7:07 p.m. CT	T. Savage	D. Vaughan

## Regular Season (9-7 overall; 1st AFC South; 5-3 home; 4-4 away)

Day, Date	W/L	Score	Opponent	H/A/N	Attend.	Venue (Roof Status)	Surface	Temp.	Kickoff Time	Hou. QB	Opp. QB
Sun, 9/13/15	L	20-27	Kansas City	H	71,776	NRG Stadium (closed)	Grass	NA	12:02 p.m. CT	B. Hoyer	A. Smith
Sun, 9/20/15	L	17-24	Carolina	A	73,254	Bank of America Stadium	Grass	88°	1:02 p.m. ET	R. Mallett	C. Newton
Sun, 9/27/15	W	19-9	Tampa Bay	H	71,718	NRG Stadium (closed)	Artificial Turf	NA	12:03 p.m. CT	R. Mallett	J. Winston
Sun, 10/4/15	L	21-48	Atlanta	A	69,904	Georgia Dome (closed)	Field Turf	NA	1:02 p.m. ET	R. Mallett	M. Ryan
Thu, 10/8/15	L	20-27	Indianapolis	H	71,732	NRG Stadium (closed)	Artificial Turf	NA	7:26 p.m. CT	R. Mallett	M. Hasselbeck
Sun, 10/18/15	W	31-20	Jacksonville	A	58,085	EverBank Field	Grass	73°	1:02 p.m. ET	B. Hoyer	B. Bortles
Sun, 10/25/15	L	26-44	Miami	A	65,251	Sun Life Stadium	Grass	84°	1:02 p.m. ET	B. Hoyer	R. Tannehill
Sun, 11/1/15	W	20-6	Tennessee	H	71,630	NRG Stadium (closed)	Artificial Turf	NA	12:02 p.m. CT	B. Hoyer	Z. Mettenberger
Mon, 11/16/15	W	10-6	Cincinnati	A	61,381	Paul Brown Stadium	UBU Series	53°	8:30 p.m. ET	B. Hoyer	A. Dalton
Sun, 11/22/15	W	23-7	N.Y. Jets	H	71,718	NRG Stadium (closed)	Artificial Turf	NA	12:02 p.m. ET	T. Yates	R. Fitzpatrick
Sun, 11/29/15	W	22-13	New Orleans	H	71,778	NRG Stadium (closed)	Artificial Turf	NA	12:02 p.m. CT	B. Hoyer	D. Brees
Sun, 12/6/15	L	21-45	Buffalo	A	68,544	Ralph Wilson Stadium	A-Turf Titan	47°	1:02 p.m. ET	B. Hoyer	T. Taylor
Sun, 12/13/15	L	13-27	New England	H	71,908	NRG Stadium (closed)	Artificial Turf	NA	7:31 p.m. CT	B. Hoyer	T. Brady
Sun, 12/20/15	W	17-10	Indianapolis	A	66,083	Lucas Oil Stadium (closed)	Artificial Turf	NA	1:02 p.m. ET	T. Yates	M. Hasselbeck
Sun, 12/27/15	W	25-13	Tennessee	A	62,153	Nissan Stadium	Artificial Turf	73°	12:02 p.m. CT	B. Weeden	Z. Mettenberger
Sun, 1/3/16	W	23-17	Jacksonville	H	71,899	NRG Stadium (closed)	Artificial Turf	NA	12:02 p.m. CT	B. Hoyer	B. Bortles

## Postseason (0-1 overall; AFC Wild Card; 0-1 home)

Day, Date	W/L	Score	Opponent	H/A/N	Attend.	Venue (Roof Status)	Surface	Temp.	Kickoff Time	Hou. QB	Opp. QB
Sat, 1/9/16	L	0-30	Kansas City	H	71,800	NRG Stadium (closed)	Artificial Turf	NA	3:35 p.m. CT	B. Hoyer	A. Smith



DE J.J. Watt (left) and OLB Whitney Mercilus (middle) combined for 6.5 sacks in the Texans' AFC South-clinching victory over the Jacksonville Jaguars on Jan. 3, 2016.

# YEAR-BY-YEAR RESULTS

2016

Head Coach: Bill O'Brien

## Preseason (4-0)

Day, Date	W/L	Score	Opponent	H/	Attend.	Venue (Roof Status)	Surface	Temp.	Kickoff Time	Hou. QB	Opp. QB
Sun, 8/14/16	W	24-13	San Francisco	A	70,178	Levi's Stadium	Grass	84°	6:05 p.m. CT	B. Osweiler	B. Gabbert
Sat, 8/20/16	W	16-9	New Orleans	H	71,517	NRG Stadium (closed)	Artificial Turf	NA	7:08 p.m. CT	B. Osweiler	D. Brees
Sun, 8/28/16	W	34-24	Arizona	H	71,515	NRG Stadium (closed)	Artificial Turf	NA	3:25 p.m. CT	B. Osweiler	C. Palmer
Thu, 9/1/16	W	28-17	Dallas	A	81,016	AT&T Stadium	Artificial Turf	NA	7:07 p.m. CT	T. Savage	J. Showers

## Regular Season (9-7 overall; 1st AFC South; 7-1 home; 2-6 away)

Day, Date	W/L	Score	Opponent	H/A/N	Attend.	Venue (Roof Status)	Surface	Temp.	Kickoff Time	Hou. QB	Opp. QB
Sun, 9/11/16	W	23-14	Chicago	H	71,933	NRG Stadium (closed)	Artificial Turf	NA	12:05 p.m. CT	B. Osweiler	J. Cutler
Sun, 9/18/16	W	19-12	Kansas City	H	71,890	NRG Stadium (closed)	Artificial Turf	NA	12:02 p.m. CT	B. Osweiler	A. Smith
Thu, 9/22/16	L	0-27	New England	A	66,829	Gillette Stadium	Artificial Turf	68°	8:26 p.m. ET	B. Osweiler	J. Brissett
Sun, 10/2/16	W	27-20	Tennessee	H	71,815	NRG Stadium (closed)	Artificial Turf	NA	12:02 p.m. CT	B. Osweiler	M. Mariota
Sun, 10/9/16	L	13-31	Minnesota	A	66,683	U.S. Bank Stadium	Artificial Turf	NA	12:05 p.m. CT	B. Osweiler	S. Bradford
Sun, 10/16/16	W(OT)	26-23	Indianapolis	H	71,891	NRG Stadium (closed)	Artificial Turf	NA	7:32 p.m. ET	B. Osweiler	A. Luck
Mon, 10/24/16	L	9-27	Denver	A	76,865	Sports Authority Field at Mile High	Grass	71°	6:30 p.m. MT	B. Osweiler	T. Siemian
Sun, 10/30/16	W	20-13	Detroit	H	71,882	NRG Stadium (closed)	Artificial Turf	NA	12:03 p.m. CT	B. Osweiler	M. Stafford
Sun, 11/13/16	W	24-21	Jacksonville	A	62,091	EverBank Field	Grass	69°	1:05 p.m. ET	B. Osweiler	B. Bortles
Mon, 11/21/16	L	20-27	Oakland	A	76,473	Estadio Azteca (Mexico City)	Grass	63°	7:30 p.m. CT	B. Osweiler	D. Carr
Sun, 11/27/16	L	13-21	San Diego	H	71,897	NRG Stadium (closed)	Artificial Turf	NA	12:02 p.m. CT	B. Osweiler	P. Rivers
Sun, 12/4/16	L	13-21	Green Bay	A	77,867	Lambeau Field	DD GrassMaster	32°	12:02 p.m. CT	B. Osweiler	A. Rodgers
Sun, 12/11/16	W	22-17	Indianapolis	A	65,250	Lucas Oil Stadium	Artificial Turf	NA	1:02 p.m. ET	B. Osweiler	A. Luck
Sun, 12/18/16	W	21-20	Jacksonville	H	71,803	NRG Stadium (closed)	Artificial Turf	NA	12:03 p.m. CT	B. Osweiler	B. Bortles
Sat, 12/24/16	W	12-10	Cincinnati	H	71,836	NRG Stadium (closed)	Artificial Turf	NA	7:26 p.m. CT	T. Savage	A. Dalton
Sun, 1/1/17	L	17-24	Tennessee	A	65,205	Nissan Stadium	Grass	NA	12:02 p.m. CT	T. Savage	M. Cassel

## Postseason (1-1 overall; AFC Wild Card; 1-0 home; 0-1 away)

Day, Date	W/L	Score	Opponent	H/A/N	Attend.	Venue (Roof Status)	Surface	Temp.	Kickoff Time	Hou. QB	Opp. QB
Sat, 1/7/17	W	27-14	Oakland	H	71,790	NRG Stadium (closed)	Artificial Turf	NA	3:35 p.m. CT	B. Osweiler	C. Cook
Sat, 1/14/17	L	16-34	New England	A	66,829	Gillette Stadium	Artificial Turf	28°	8:15 p.m. ET	B. Osweiler	T. Brady



DE/OLB Jadeveon Clowney swung the 2016 AFC Divisional Round game in the Texans' favor with a first-quarter interception that set up RB Lamar Miller's four-yard touchdown run to put Houston up 10-0.



# YEAR-BY-YEAR RESULTS

2017

Head Coach: Bill O'Brien

## Preseason (1-2)

Day, Date	W/L	Score	Opponent	H/	Attend.	Venue (Roof Status)	Surface	Temp.	Kickoff Time	Hou. QB	Opp. QB
8/9/17	L	17-27	Carolina	A	72,100	Bank of America Stadium	Grass	81°	7:19 p.m. ET	T. Savage	D. Anderson
8/19/17	W	27-23	New England	H	71,504	NRG Stadium (closed)	Artificial Turf	NA	7:07 p.m. CT	T. Savage	T. Brady
8/26/17	L	10-13	New Orleans	A	73,064	Mercedes-Benz Superdome	Artificial Turf	NA	7:07 p.m. CT	T. Savage	D. Brees
8/31/17	NA	0-0	Dallas			*Game Cancelled due to Hurricane Harvey*					

## Regular Season (4-12 overall; 4th AFC South; 3-5 home; 1-7 away)

Day, Date	W/L	Score	Opponent	H/A/N	Attend.	Venue (Roof Status)	Surface	Temp.	Kickoff Time	Hou. QB	Opp. QB
Sun, 9/10/17	L	7-29	Jacksonville	H	71,710	NRG Stadium (closed)	Artificial Turf	NA	12:02 p.m. CT	T. Savage	B. Bortles
Thu, 9/14/17	W	13-9	Cincinnati	A	52,942	Paul Brown Stadium	Artificial Turf	69°	8:26 p.m. ET	D. Watson	A. Dalton
Sun, 9/24/17	L	33-36	New England	A	65,878	Gillette Stadium	Artificial Turf	84°	1:02 p.m. ET	D. Watson	T. Brady
Sun, 10/1/17	W	57-14	Tennessee	H	71,804	NRG Stadium (closed)	Artificial Turf	NA	12:02 p.m. CT	D. Watson	M. Mariota
Sun, 10/8/17	L	34-42	Kansas City	H	71,835	NRG Stadium (closed)	Artificial Turf	NA	7:31 p.m. CT	D. Watson	A. Smith
Sun, 10/15/17	W	33-17	Cleveland	H	71,815	NRG Stadium (closed)	Artificial Turf	NA	12:02 p.m. CT	D. Watson	K. Hogan
Sun, 10/29/17	L	38-41	Seattle	A	69,025	CenturyLink Field	Artificial Turf	50°	1:05 p.m. PT	D. Watson	R. Wilson
Sun, 11/5/17	L	14-20	Indianapolis	H	71,709	NRG Stadium (closed)	Artificial Turf	NA	12:02 p.m. CT	T. Savage	J. Brissett
Sun, 11/12/17	L	7-33	L.A. Rams	A	60,032	L.A. Memorial Coliseum	Grass	68°	1:05 p.m. PT	T. Savage	J. Goff
Sun, 11/19/17	W	31-21	Arizona	H	71,680	NRG Stadium (closed)	Artificial Turf	NA	12:02 p.m. CT	T. Savage	B. Gabbert
Mon, 11/27/17	L	16-23	Baltimore	A	70,357	M&T Bank Stadium	Grass	50°	8:30 p.m. ET	T. Savage	J. Flacco
Sun, 12/3/17	L	13-24	Tennessee	A	62,758	Nissan Stadium	Grass	60°	12:02 p.m. CT	T. Savage	M. Mariota
Sun, 12/10/17	L	16-26	San Francisco	H	71,802	NRG Stadium (closed)	Artificial Turf	NA	12:02 p.m. CT	T. Savage	J. Garoppolo
Sun, 12/17/17	L	7-45	Jacksonville	A	64,701	Everbank Field	Grass	72°	1:02 p.m. ET	T. Yates	B. Bortles
Mon, 12/25/17	L	6-34	Pittsburgh	H	71,842	NRG Stadium (closed)	Artificial Turf	NA	3:32 p.m. CT	T. Yates	B. Roethlisberger
Sun, 12/31/17	L	13-22	Indianapolis	A	60,557	Lucas Oil Stadium	Artificial Turf	NA	1:02 p.m. ET	T. Yates	J. Brissett

# ALL-TIME HEAD COACH RECORDS

Name	Years	REGULAR SEASON				POSTSEASON			OVERALL				Div. Champ.
		W	L	T	Win %	W	L	Win %	W	L	T	Win %	
Dom Capers	2002-05	18	46	0	.281	0	0	.000	18	46	0	.281	0
Gary Kubiak	2006-13 <sup>^</sup>	61	64	0	.488	2	2	.500	63	66	0	.488	2
Wade Phillips	2013*	0	3	0	.000	0	0	.000	0	3	0	.000	0
<b>Bill O'Brien</b>	<b>2014-Pres.</b>	<b>31</b>	<b>33</b>	<b>0</b>	<b>.484</b>	<b>1</b>	<b>2</b>	<b>.333</b>	<b>32</b>	<b>35</b>	<b>0</b>	<b>.478</b>	<b>2</b>
<b>TOTALS</b>		<b>110</b>	<b>146</b>	<b>0</b>	<b>.430</b>	<b>3</b>	<b>4</b>	<b>.429</b>	<b>113</b>	<b>150</b>	<b>0</b>	<b>.430</b>	<b>4</b>

<sup>^</sup> - Gary Kubiak coached the first 13 games of the 2013 season

\* - Wade Phillips served as interim head coach for the final three games of the 2013 season



Dom Capers



Gary Kubiak



Wade Phillips



Bill O'Brien



# TEXANS ATTENDANCE RECORDS

## TOP 10 HOME ATTENDANCE

Attendance	Date	Opponent	Result
71,933	9/11/16	Chicago	W, 23-14
71,908	12/13/15	New England	L, 27-6
71,899	1/3/16	Jacksonville	W, 30-6
71,897	11/27/16	San Diego	L, 21-13
71,891	10/16/16	Indianapolis	W, 26-23 (OT)
71,890	9/18/16	Kansas City	W, 19-12
71,882	10/30/16	Detroit	W, 20-13
71,842	12/25/17	Pittsburgh	L, 34-6
71,836	12/24/16	Cincinnati	W, 12-10
71,835	10/8/17	Kansas City	L, 42-34

## OVERALL HOME ATTENDANCE (Regular season only)

Year	Games	Total	Average
2002	8	559,322	69,915
2003	8	563,748	70,468
2004	8	565,192	70,649
2005	8	562,397	70,300
2006	8	561,469	70,184
2007	8	564,159	70,520
2008	8	563,364	70,421
2009	8	564,864	70,608
2010	8	568,643	71,081
2011	8	571,969	71,496
2012	8	573,321	71,665
2013	8	573,271	71,659
2014	8	574,132	71,767
2015	8	574,159	71,769
<b>2016</b>	<b>8</b>	<b>574,947</b>	<b>71,868</b>
2017	8	574,197	71,775

## TOP 10 ROAD ATTENDANCE

Attendance	Date	Opponent	Result
91,159	10/5/14	Dallas	L, 20-17 (OT)
88,240	9/19/10	Washington	W, 30-27
79,088	10/8/12	N.Y. Jets	W, 23-17
78,843	11/21/10	N.Y. Jets	L, 30-27
78,485	11/5/06	N.Y. Giants	L, 14-10
77,875	12/5/04	N.Y. Jets	L, 29-7
77,867	12/4/16	Green Bay	L, 21-13
77,462	9/21/14	N.Y. Giants	L, 30-17
77,433	9/26/04	Kansas City	W, 24-21
76,865	10/24/16	Denver	L, 27-9

## OVERALL AWAY ATTENDANCE (Regular season only)

Year	Games	Total	Average
2002	8	502,400	62,800
2003	8	497,942	62,242
2004	8	544,857	68,107
2005	8	532,541	66,568
2006	8	524,974	65,622
2007	8	515,869	64,483
2008	8	512,254	64,032
2009	8	484,976	60,622
2010	8	539,982	67,498
2011	8	425,729	53,216
2012	8	540,654	67,582
2013	8	530,412	66,302
2014	8	541,851	67,732
2015	8	524,655	65,581
<b>2016</b>	<b>8</b>	<b>557,263</b>	<b>69,658</b>
2017	8	506,250	63,281

# ALL-TIME SERIES TOTALS

## TEXANS vs. THE NFL

Team	W	L	T	Pct.
Regular Season	110	146	0	.430
Home games	66	62	0	.516
Road games	44	84	0	.344
vs. AFC	84	108	0	.438
vs. NFC	26	38	0	.406
vs. AFC South	41	55	0	.427
vs. AFC East	14	17	0	.452
vs. AFC North	16	18	0	.471
vs. AFC West	13	18	0	.419
vs. NFC East	4	12	0	.250
vs. NFC North	8	8	0	.500
vs. NFC South	9	7	0	.563
vs. NFC West	5	11	0	.313
September	24	29	0	.453
October	28	34	0	.452
November	26	37	0	.413
December	29	42	0	.408
January	3	4	0	.429
Sunday	102	130	0	.440
Monday	4	9	0	.308
Thursday	3	6	0	.333
Saturday	1	1	0	.500
Postseason	3	4	0	.429
<b>Reg. &amp; Postseason</b>	<b>113</b>	<b>150</b>	<b>0</b>	<b>.430</b>

## TEXANS vs. THE AFC

Team	W	L	T	Pct.
<b>vs. AFC South</b>	<b>41</b>	<b>55</b>	<b>0</b>	<b>.427</b>
Indianapolis	7	25	0	.219
Jacksonville	19	13	0	.594
Tennessee	15	17	0	.469
<b>vs. AFC East</b>	<b>14</b>	<b>17</b>	<b>0</b>	<b>.452</b>
Buffalo	4	4	0	.500
Miami	7	1	0	.875
New England	1	7	0	.125
N.Y. Jets	2	5	0	.286
<b>vs. AFC North</b>	<b>16</b>	<b>18</b>	<b>0</b>	<b>.471</b>
Baltimore	2	7	0	.222
Cincinnati	6	4	0	.600
Cleveland	6	3	0	.667
Pittsburgh	2	4	0	.333
<b>vs. AFC West</b>	<b>13</b>	<b>18</b>	<b>0</b>	<b>.419</b>
Denver	2	4	0	.333
Kansas City	4	5	0	.444
L.A. Chargers	1	5	0	.167
Oakland	6	4	0	.600

## TEXANS vs. THE NFC

Team	W	L	T	Pct.
<b>vs. NFC East</b>	<b>4</b>	<b>12</b>	<b>0</b>	<b>.250</b>
Dallas	1	3	0	.250
N.Y. Giants	1	3	0	.250
Philadelphia	0	4	0	.000
Washington	2	2	0	.500
<b>vs. NFC North</b>	<b>8</b>	<b>8</b>	<b>0</b>	<b>.500</b>
Chicago	4	0	0	1.000
Detroit	3	1	0	.750
Green Bay	1	3	0	.250
Minnesota	0	4	0	.000
<b>vs. NFC South</b>	<b>9</b>	<b>7</b>	<b>0</b>	<b>.563</b>
Atlanta	2	2	0	.500
Carolina	2	2	0	.500
New Orleans	2	2	0	.500
Tampa Bay	3	1	0	.750
<b>vs. NFC West</b>	<b>5</b>	<b>11</b>	<b>0</b>	<b>.313</b>
Arizona	2	2	0	.500
L.A. Rams	1	3	0	.250
San Francisco	1	3	0	.250
Seattle	1	3	0	.250

# ALL-TIME SERIES RESULTS

## ARIZONA CARDINALS

REGULAR SEASON: 2-2   HOME: 2-0   AWAY: 0-2					
TEXANS	CARDINALS	ATT.			
12/18/2005	H 30	19	W	70,024	
10/11/2009	A 21	28	L	61,819	
11/10/2013	A 24	27	L	60,845	
11/19/2017	H 31	21	W	71,680	
	106	95			

## CHICAGO BEARS

REGULAR SEASON: 4-0   HOME: 2-0   AWAY: 2-0					
TEXANS	BEARS	ATT.			
12/19/2004	A 24	5	W	62,122	
12/28/2008	H 31	24	W	70,838	
11/11/2012	A 13	6	W	62,410	
9/11/2016	H 23	14	W	71,933	
	91	49			

## DETROIT LIONS

REGULAR SEASON: 3-1   HOME: 2-0   AWAY: 1-1					
TEXANS	LIONS	ATT.			
9/19/2004	A 16	28	L	61,465	
10/19/2008	H 28	21	W	70,081	
11/22/2012	A 34	31	W(OT)	64,827	
10/30/2016	H 20	13	W	71,882	
	98	93			

## ATLANTA FALCONS

REGULAR SEASON: 2-2   HOME: 2-0   AWAY: 0-2					
TEXANS	FALCONS	ATT.			
11/30/2003	H 17	13	W	70,388	
9/30/2007	A 16	26	L	69,312	
12/4/2011	H 17	10	W	71,545	
10/4/2015	A 21	48	L	69,904	
	71	97			

## CINCINNATI BENGALS

REGULAR SEASON: 6-4   HOME: 2-2   AWAY: 4-2					
TEXANS	BENGALS	ATT.			
11/3/2002	H 3	38	L	69,827	
11/9/2003	A 27	34	L	50,437	
10/2/2005	A 10	16	L	65,714	
10/26/2008	H 35	6	W	70,112	
10/18/2009	A 28	17	W	64,019	
12/11/2011	A 20	19	W	41,202	
11/23/2014	H 13	22	L	71,777	
11/16/2015	A 10	6	W	61,381	
12/24/2016	H 12	10	W	71,836	
9/14/2017	A 13	9	W	52,942	
	171	177			

## GREEN BAY PACKERS

REGULAR SEASON: 1-3   HOME: 0-2   AWAY: 1-1					
TEXANS	PACKERS	ATT.			
11/21/2004	H 13	16	L	70,769	
12/7/2008	A 24	21	W	70,245	
10/14/2012	H 24	42	L	71,702	
12/4/2016	A 13	21	L	77,867	
	74	100			

## BALTIMORE RAVENS

REGULAR SEASON: 2-7   HOME: 2-3   AWAY: 0-4					
TEXANS	RAVENS	ATT.			
12/15/2002	H 19	23	L	70,108	
12/4/2005	A 15	16	L	69,909	
11/9/2008	H 13	41	L	70,552	
12/13/2010	H 28	34	L(OT)	71,413	
10/16/2011	A 14	29	L	71,154	
10/21/2012	H 43	13	W	71,708	
9/22/2013	A 9	30	L	71,168	
12/21/2014	H 25	13	W	71,771	
11/27/2017	A 16	23	L	70,357	
	182	222			

## INDIANAPOLIS COLTS

REGULAR SEASON: 7-25   HOME: 5-11   AWAY: 2-14					
TEXANS	COLTS	ATT.			
9/22/2002	H 3	23	L	69,204	
12/1/2002	A 3	19	L	56,820	
10/26/2003	A 21	30	L	56,132	
12/28/2003	H 17	20	L	70,680	
11/14/2004	A 14	49	L	56,511	
12/12/2004	H 14	23	L	70,762	
10/23/2005	H 20	38	L	70,621	
11/13/2005	A 17	31	L	57,209	
9/17/2006	A 24	43	L	56,614	
12/24/2006	H 27	24	W	70,132	
9/23/2007	H 24	30	L	70,765	
12/23/2007	A 15	38	L	57,262	
10/5/2008	H 27	31	L	70,118	
11/16/2008	A 27	33	L	66,201	
11/8/2009	A 17	20	L	66,033	
11/29/2009	H 27	35	L	70,990	
9/12/2010	H 34	24	W	70,974	
11/1/2010	A 17	30	L	66,363	
9/11/2011	H 34	7	W	71,444	
12/22/2011	A 16	19	L	64,159	
12/16/2012	H 29	17	W	71,702	
12/30/2012	A 16	28	L	66,957	
11/3/2013	H 24	27	L	71,778	
12/15/2013	A 3	25	L	65,470	
10/9/2014	H 28	33	L	71,787	
12/14/2014	A 10	17	L	65,148	
10/8/2015	H 20	27	L	71,732	
12/20/2015	A 16	10	W	66,083	
10/16/2016	H 26	23	W(OT)	71,891	
12/11/2016	A 22	17	W	65,250	
11/5/2017	H 14	20	L	71,709	
12/31/2017	A 13	22	L	60,557	
	619	833			

POSTSEASON: 2-0   HOME: 2-0   AWAY: 0-0					
TEXANS	BENGALS	ATT.			
1/7/2012	H 31	10	W	71,725	
1/5/2013	H 19	13	W	71,738	
	50	23			

## CLEVELAND BROWNS

REGULAR SEASON: 6-3   HOME: 4-1   AWAY: 2-2					
TEXANS	BROWNS	ATT.			
10/20/2002	A 17	34	L	73,248	
1/2/2005	H 14	22	L	70,724	
10/30/2005	H 19	16	W	70,064	
12/31/2006	H 14	6	W	70,097	
11/25/2007	A 17	27	L	72,730	
11/23/2008	A 16	6	W	72,077	
11/6/2011	H 30	12	W	71,511	
11/16/2014	A 23	7	W	67,431	
10/15/2017	H 33	17	W	71,815	
	183	147			

## DALLAS COWBOYS

REGULAR SEASON: 1-3   HOME: 1-1   AWAY: 0-2					
TEXANS	COWBOYS	ATT.			
9/8/2002	H 19	10	W	69,604	
10/15/2006	A 6	34	L	63,186	
9/26/2010	H 13	27	L	71,456	
10/5/2014	A 17	20	L(OT)	91,159	
	55	91			

## BUFFALO BILLS

REGULAR SEASON: 4-4   HOME: 2-2   AWAY: 2-2					
TEXANS	BILLS	ATT.			
10/13/2002	H 24	31	L	70,120	
11/16/2003	A 12	10	W	72,677	
9/11/2005	A 7	22	L	71,781	
11/19/2006	H 21	24	L	70,125	
11/1/2009	A 31	10	W	69,790	
11/4/2012	H 21	9	W	71,698	
9/28/2014	H 23	17	W	71,756	
12/6/2015	A 21	30	L	68,544	
	160	153			

## CAROLINA PANTHERS

REGULAR SEASON: 2-2   HOME: 1-1   AWAY: 1-1					
TEXANS	PANTHERS	ATT.			
11/2/2003	H 14	10	W	70,052	
9/16/2007	A 34	21	W	73,665	
12/18/2011	H 13	28	L	71,540	
9/20/2015	A 17	24	L	73,254	
	78	83			

## DENVER BRONCOS

REGULAR SEASON: 2-4   HOME: 1-1   AWAY: 1-3					
TEXANS	BRONCOS	ATT.			
11/7/2004	A 13	31	L	74,292	
12/13/2007	H 31	13	W	70,747	
12/26/2010	A 23	24	L	73,691	
9/23/2012	A 31	25	W	76,566	
12/22/2013	H 13	37	L	71,761	
10/24/2016	A 9	27	L	76,865	
	120	157			

## JACKSONVILLE JAGUARS

REGULAR SEASON: 19-13   HOME: 11-5   AWAY: 8-8					
TEXANS	JAGUARS	ATT.			
10/27/2002	A 21	19	W	53,721	
11/17/2002	H 0	0	L	69,711	
9/28/2003	H 24	20	W	70,041	
12/7/2003	A 0	27	L	43,363	
10/31/2004	H 20	6	W	70,502	
12/26/2004	A 21	0	W	66,227	
11/6/2005	A 14	21	L	64,613	
12/24/2005	H 20	38	L	70,025	
10/22/2006	H 27	7	W	70,035	
11/12/2006	A 13	10	W	65,918	
10/14/2007	A 17	37	L	63,715	

# ALL-TIME SERIES RESULTS

12/30/2007	H	42	28	W	70,660
9/28/2008	A	27	30	L(OT)	64,061
12/1/2008	H	30	17	W	70,809
9/27/2009	H	24	31	L	70,083
12/6/2009	A	18	23	L	42,079
11/14/2010	A	24	31	L	62,340
1/2/2011	H	34	17	W	71,023
10/30/2011	H	24	14	W	71,412
11/27/2011	A	20	13	W	62,004
9/16/2012	A	27	7	W	62,907
11/18/2012	H	43	37	W(OT)	71,676
11/24/2013	H	6	13	L	71,659
12/5/2013	A	20	27	L	60,414
12/7/2014	A	27	13	W	61,070
12/28/2014	H	23	17	W	71,777
10/18/2015	A	31	20	W	58,085
1/3/2016	H	30	6	W	71,899
11/13/2016	A	24	21	W	62,091
12/18/2016	H	21	20	W	71,803
9/10/2017	H	7	29	L	71,710
12/17/2017	A	7	45	L	64,701
					686 644

KANSAS CITY CHIEFS					
REGULAR SEASON: 4-5   HOME: 3-4   AWAY: 1-1					
	TEXANS	CHIEFS		ATT.	
9/21/2003	H	14	42	L	70,487
9/26/2004	A	24	21	W	77,433
11/20/2005	H	17	45	L	70,481
9/9/2007	H	20	3	W	70,080
10/17/2010	H	35	31	W	70,926
10/20/2013	A	16	17	L	74,118
9/13/2015	H	20	27	L	71,776
9/18/2016	H	19	12	W	71,890
10/8/2017	H	34	42	L	71,835
					199 240
POSTSEASON: 0-1   HOME: 0-1   AWAY: 0-0					
	TEXANS	CHIEFS		ATT.	
1/9/2016	H	0	30	L	71,800
					0 30

LOS ANGELES CHARGERS					
REGULAR SEASON: 1-5   HOME: 0-3   AWAY: 1-2					
	TEXANS	CHARGERS		ATT.	
9/15/2002	A	3	24	L	56,098
9/12/2004	H	20	27	L	70,255
10/28/2007	A	10	35	L	60,439
11/7/2010	H	23	29	L	70,886
9/9/2013	A	31	28	W	59,522
11/27/2016	H	13	21	L	71,897
					100 164

LOS ANGELES RAMS					
REGULAR SEASON: 1-3   HOME: 0-2   AWAY: 1-1					
	TEXANS	RAMS		ATT.	
11/27/2005	H	27	33	L(OT)	70,010
12/20/2009	A	16	13	W	46,256
10/13/2013	H	13	38	L	71,104
11/12/2017	A	7	33	L	60,032
					63 117

MIAMI DOLPHINS					
REGULAR SEASON: 7-1   HOME: 4-0   AWAY: 3-1					
	TEXANS	DOLPHINS		ATT.	
9/7/2003	A	21	20	W	73,010
10/1/2006	H	17	15	W	70,071
10/7/2007	H	22	19	W	70,156
10/12/2008	H	29	28	W	70,023
12/27/2009	A	27	20	W	65,847
9/18/2011	A	23	13	W	51,032
9/9/2012	H	30	10	W	71,566
10/25/2015	A	26	44	L	65,251
					195 169

MINNESOTA VIKINGS					
REGULAR SEASON: 0-4   HOME: 0-2   AWAY: 0-2					
	TEXANS	VIKINGS		ATT.	
10/10/2004	H	28	34	L(OT)	70,718
11/2/2008	A	21	28	L	62,839
12/23/2012	H	6	23	L	71,688
10/9/2016	A	13	31	L	66,683
					68 116

NEW ENGLAND PATRIOTS					
REGULAR SEASON: 1-7   HOME: 1-3   AWAY: 0-4					
	TEXANS	PATRIOTS		ATT.	
11/23/2003	H	20	23	L(OT)	70,719
12/17/2006	A	7	40	L	68,756
1/3/2010	H	34	27	W	71,029
12/10/2012	A	14	42	L	68,756
12/1/2013	H	31	34	L	71,769
12/13/2015	H	6	27	L	71,908
9/22/2016	A	0	27	L	66,829
9/24/2017	A	33	36	L	65,878
					145 256

POSTSEASON: 0-2   HOME: 0-0   AWAY: 0-2					
	TEXANS	PATRIOTS		ATT.	
1/13/2013	A	28	41	L	68,756
1/14/2017	A	16	34	L	66,829
					44 75

NEW ORLEANS SAINTS					
REGULAR SEASON: 2-2   HOME: 2-0   AWAY: 0-2					
	TEXANS	SAINTS		ATT.	
9/14/2003	A	10	31	L	68,390
11/18/2007	H	23	10	W	70,780
9/25/2011	A	33	40	L	73,002
11/29/2015	H	24	6	W	71,778
					90 87

NEW YORK GIANTS					
REGULAR SEASON: 1-3   HOME: 1-1   AWAY: 0-2					
	TEXANS	GIANTS		ATT.	
11/24/2002	H	16	14	W	70,054
11/5/2006	A	10	14	L	78,485
10/10/2010	H	10	34	L	71,110
9/21/2014	A	17	30	L	77,462
					53 92

NEW YORK JETS					
REGULAR SEASON: 2-5   HOME: 1-2   AWAY: 1-3					
	TEXANS	JETS		ATT.	
10/19/2003	H	14	19	L	70,623
12/5/2004	A	7	29	L	77,875
11/26/2006	A	11	26	L	76,596
9/13/2009	H	7	24	L	70,118
11/21/2010	A	27	30	L	78,843
10/8/2012	A	23	17	W	79,088
11/22/2015	H	24	17	W	71,718
					113 162

OAKLAND RAIDERS					
REGULAR SEASON: 6-4   HOME: 2-2   AWAY: 4-2					
	TEXANS	RAIDERS		ATT.	
10/3/2004	H	30	17	W	70,741
12/3/2006	A	23	14	W	46,276
11/4/2007	A	24	17	W	49,603
12/21/2008	A	16	27	L	43,687
10/4/2009	H	29	6	W	70,291
10/3/2010	A	31	24	W	32,218
10/9/2011	H	20	25	L	71,420
11/17/2013	H	23	28	L	71,726
9/14/2014	A	30	14	W	54,063
11/21/2016	A	20	27	L	76,473
					246 199

POSTSEASON: 1-0   HOME: 1-0   AWAY: 0-0					
	TEXANS	RAIDERS		ATT.	
1/7/2017	H	27	14	W	71,790
					27 14

PHILADELPHIA EAGLES					
REGULAR SEASON: 0-4   HOME: 0-2   AWAY: 0-2					
	TEXANS	EAGLES		ATT.	
9/29/2002	A	17	35	L	64,867
9/10/2006	H	10	24	L	70,180
12/2/2010	A	24	34	L	69,144
11/2/2014	H	21	31	L	71,780
					72 124

PITTSBURGH STEELERS					
REGULAR SEASON: 2-4   HOME: 1-2   AWAY: 1-2					
	TEXANS	STEELERS		ATT.	
12/8/2002	A	24	6	W	58,551
9/18/2005	H	7	27	L	70,742
9/7/2008	A	17	38	L	64,001
10/2/2011	H	17	10	W	71,585
10/20/2014	A	23	30	L	56,375
12/25/2017	H	6	34	L	71,842
					94 145

SAN FRANCISCO 49ERS					
REGULAR SEASON: 1-3   HOME: 1-1   AWAY: 0-2					
	TEXANS	49ERS		ATT.	
1/1/2006	A	17	20	L(OT)	67,970
10/25/2009	H	24	21	W	70,820
10/6/2013	A	3	34	L	69,732
12/10/2017	H	16	26	L	71,802
					60 101



# ALL-TIME SERIES RESULTS

## SEATTLE SEAHAWKS

REGULAR SEASON: 1-3   HOME: 1-1   AWAY: 0-2					
		TEXANS	SEAHAWKS		ATT.
10/16/2005	A	10	42	L	66,196
12/13/2009	H	34	7	W	70,380
9/29/2013	H	20	23	L(OT)	71,756
10/29/2017	A	38	41	L	69,025
		102	113		

## TAMPA BAY BUCCANEERS

REGULAR SEASON: 3-1   HOME: 2-0   AWAY: 1-1					
		TEXANS	BUCCANEERS		ATT.
12/14/2003	A	3	16	L	65,124
12/9/2007	H	28	14	W	70,237
11/13/2011	A	37	9	W	56,037
9/27/2015	H	19	9	W	71,718
		87	48		

## TENNESSEE TITANS

REGULAR SEASON: 15-17   HOME: 9-7   AWAY: 6-10					
		TEXANS	TITANS		ATT.
11/10/2002	A	10	17	L	68,804
12/29/2002	H	3	13	L	70,694
10/12/2003	A	17	38	L	68,809
12/21/2003	H	24	27	L	70,758
10/17/2004	A	20	10	W	68,932
11/28/2004	H	31	21	W	70,721
10/9/2005	H	20	34	L	70,430
12/11/2005	A	10	13	L	69,149
10/29/2006	A	22	28	L	69,143
12/10/2006	H	20	26	L(OT)	70,760
10/21/2007	H	36	38	L	70,734
12/2/2007	A	20	28	L	69,143
9/21/2008	A	12	31	L	69,143
12/14/2008	H	13	12	W	70,831
9/20/2009	A	34	31	W	69,143
11/23/2009	H	17	20	L	71,153
11/28/2010	H	20	0	W	70,855
12/19/2010	A	17	31	L	69,143
10/23/2011	A	41	7	W	69,143
1/1/2012	H	22	23	L	71,512
9/30/2012	H	38	14	W	71,581
12/2/2012	A	24	10	W	69,143
9/15/2013	H	30	24	W(OT)	71,718
12/29/2013	A	10	16	L	69,143
10/26/2014	A	30	16	W	69,143
11/30/2014	H	45	21	W	71,714
11/1/2015	H	20	6	W	71,630
12/27/2015	A	34	6	W	62,153
10/2/2016	H	27	20	W	71,815
1/1/2017	A	17	24	L	65,205
10/1/2017	H	57	14	W	71,804
12/3/2017	A	13	24	L	62,758
		754	643		

## WASHINGTON REDSKINS

REGULAR SEASON: 2-2   HOME: 1-1   AWAY: 1-1					
		TEXANS	REDSKINS		ATT.
12/22/2002	A	10	26	L	70,291
9/24/2006	H	15	31	L	70,069
9/19/2010	A	30	27	W(OT)	88,240
9/7/2014	H	17	6	W	71,770
		72	90		

# ALL-TIME PRESEASON RESULTS

## 2002 (1-4)

Date	Opponent	Attendance		Result
8/5/02	N.Y. Giants*	22,461	L	34-17
8/10/02	at New Orleans	67,356	W	13-10
8/17/02	at Kansas City	73,506	L	19-9
8/24/02	Miami	69,432	L	24-3
8/30/02	Tampa Bay	68,371	L	17-13

\*Canton, Ohio (Pro Football Hall of Fame Game)

## 2003 (0-4)

Date	Opponent	Attendance		Result
8/9/03	Denver	70,021	L	20-12
8/15/03	at Dallas	60,058	L	34-6
8/23/03	San Diego	70,007	L	19-17
8/28/03	at Tampa Bay	64,808	L	34-3

## 2004 (1-3)

Date	Opponent	Attendance		Result
8/14/04	Dallas	70,431	W	18-0
8/21/04	at Pittsburgh	56,028	L	38-3
8/27/04	at Denver	71,256	L	31-17
9/2/04	Tampa Bay	70,024	L	17-9

## 2005 (1-3)

Date	Opponent	Attendance		Result
8/13/05	Denver	70,016	L	20-14
8/20/05	Oakland	70,116	W	19-17
8/27/05	at Dallas	54,288	L	21-9
9/1/05	at Tampa Bay	63,591	L	38-14

## 2006 (3-1)

Date	Opponent	Attendance		Result
8/12/06	Kansas City	70,016	W	24-14
8/19/06	at St. Louis	65,391	W	27-20
8/27/06	at Denver	73,689	L	17-14
8/31/06	Tampa Bay	70,037	W	16-13

## 2007 (2-2)

Date	Opponent	Attendance		Result
8/11/07	Chicago	70,060	L	20-19
8/18/07	at Arizona	64,405	W	33-20
8/25/07	Dallas	70,512	W	28-16
8/30/07	at Tampa Bay	64,321	L	31-24

## 2008 (2-2)

Date	Opponent	Attendance		Result
8/9/08	Denver	70,020	W	19-16
8/16/08	at New Orleans	70,009	W	31-27
8/22/08	at Dallas	60,795	L	23-22
8/28/08	Tampa Bay	70,011	L	16-6

## 2009 (2-2)

Date	Opponent	Attendance		Result
8/15/09	at Kansas City	64,781	W	16-10
8/22/09	New Orleans	70,107	L	38-14
8/31/09	Minnesota	70,191	L	17-10
9/4/09	at Tampa Bay	63,831	W	27-20

## 2010 (1-3)

Date	Opponent	Attendance		Result
8/14/10	at Arizona	61,489	L	19-16
8/21/10	at New Orleans	70,025	L	38-20
8/28/10	Dallas	70,725	W	23-7
9/2/10	Tampa Bay	70,035	L	24-17

## 2011 (3-1)

Date	Opponent	Attendance		Result
8/15/11	N.Y. Jets	70,025	W	20-16
8/20/11	New Orleans	70,828	W	27-14
8/27/11	at San Francisco	69,732	W	30-7
9/1/11	at Minnesota	62,148	L	28-0

## 2012 (3-1)

Date	Opponent	Attendance		Result
8/11/12	at Carolina	69,002	W	26-13
8/18/12	San Francisco	71,196	W	20-9
8/25/12	at New Orleans	72,082	L	34-27
8/30/12	Minnesota	71,116	W	28-24

## 2013 (3-1)

Date	Opponent	Attendance		Result
8/9/13	at Minnesota	62,306	W	27-13
8/17/13	Miami	71,141	W	24-17
8/25/13	New Orleans	71,611	L	31-23
8/29/13	at Dallas	76,856	W	24-6

## 2014 (2-2)

Date	Opponent	Attendance		Result
8/9/14	at Arizona	60,540	L	32-0
8/16/14	Atlanta	71,644	W	32-7
8/23/14	at Denver	75,093	W	18-17
8/28/14	San Francisco	71,408	L	40-13

## 2015 (2-2)

Date	Opponent	Attendance		Result
8/15/15	San Francisco	71,403	W	23-10
8/22/15	Denver	71,533	L	14-10
8/30/15	at New Orleans	72,998	W	27-13
9/3/15	at Dallas	85,067	L	21-14

## 2016 (4-0)

Date	Opponent	Attendance		Result
8/14/16	at San Francisco	70,178	W	24-13
8/20/16	New Orleans	71,517	W	16-9
8/28/16	Arizona	71,515	W	34-24
9/1/16	at Dallas	81,016	W	28-17

## 2017 (1-2)

Date	Opponent	Attendance		Result
8/9/17	at Carolina	72,100	L	27-17
8/19/17	New England	71,504	W	27-23
8/26/17	at New Orleans	73,064	L	13-0
8/31/17	Dallas	Cancelled due to Hurricane Harvey		

# ALL-TIME PRESEASON RECORDS

## TEAM RECORDS

### POINTS SCORED, GAME

Points	Date	Opponent	Attendance	W/L	Result
34	8/28/16	Arizona	71,515	W	34-24
33	8/18/07	at Arizona	64,405	W	33-20
32	8/16/14	Atlanta	71,644	W	32-7
31	8/16/08	at New Orleans	70,009	W	31-27
30	8/27/11	at San Francisco	69,732	W	30-7
28	8/30/12	Minnesota	71,116	W	28-24
28	8/25/07	Dallas	70,512	W	28-16

### POINTS ALLOWED, GAME

Points	Date	Opponent	Attendance	W/L	Result
40	8/28/14	San Francisco	71,408	L	40-13
38	8/21/04	at Pittsburgh	56,028	L	38-3
38	9/1/05	at Tampa Bay	63,591	L	38-14
38	8/22/09	New Orleans	70,107	L	38-14
38	8/21/10	at New Orleans	70,025	L	38-20

### MOST RUSHING YARDS, GAME

Yards	Att.	TD	Opponent	Date
208	34	2	New Orleans	8/20/11
190	40	1	Dallas	8/29/13
187	32	1	Denver	8/27/04
174	39	1	Carolina	8/11/12
173	36	1	Dallas	8/28/10
173	41	3	Kansas City	8/12/06

### MOST NET PASSING YARDS, GAME

Yards	Comp.	Att.	TD	Opponent	Date
355	32	49	1	New Orleans	8/25/13
316	28	53	2	Tampa Bay	9/2/10
306	31	44	2	at Minnesota	8/9/13
303	26	38	3	Miami	8/17/13
289	21	25	2	New Orleans	8/16/08

## TEAM RECORDS (cont.)

### MOST TOTAL YARDS, GAME

Total	Rush	Pass	Opponent	Date
496	141	355	New Orleans	8/25/13
439	133	306	at Minnesota	8/9/13
436	208	228	New Orleans	8/20/11
417	101	316	Tampa Bay	9/2/10
417	172	245	at San Francisco	8/27/11

## INDIVIDUAL RECORDS

### MOST RUSHING YARDS, GAME

Yards	Att.	TD	Player	Opponent	Date
114	13	2	J. Forsett	Minnesota	8/30/12
110	8	1	A. Foster	Dallas	8/28/10
107	19	0	C. Wood	at Dallas	8/29/13
95	9	1	B. Tate	New Orleans	8/20/11
92	11	2	V. Morency	St. Louis	8/19/06

### MOST PASSING YARDS, GAME

Yards	Att.	Comp.	TD	Player	Opponent	Date
213	26	15	0	M. Schaub	New Orleans	8/25/13
205	15	22	2	D. Carr	San Diego	8/23/03
197	9	16	2	R. Grossman	Tampa Bay	9/4/09
194	18	15	1	M. Schaub	New Orleans	8/25/12
187	14	16	2	M. Schaub	New Orleans	8/16/08

### MOST RECEIVING YARDS, GAME

Yards	Rec.	TD	Player	Opponent	Date
148	3	1	J. Jones	Tampa Bay	9/4/09
131	7	0	A. Johnson	New Orleans	8/25/13
100	4	0	A. Johnson	New Orleans	8/20/11
100	6	1	K. Walter	New Orleans	8/16/08
97	4	0	G. Graham	New Orleans	8/25/12

# ALL-TIME ALPHABETIC ROSTER

## ^ DENOTES DRAFT PICK

All appeared on the 53-man roster for at least one game

### A

47 Abbate, Jon, LB, Wake Forest, 2007  
78 Aboushi, Oday, G, Virginia, 2015-16  
59 Acholonu, D.D., LB, Washington St., 2004  
74 Adams, Aaron, T, Eastern Kentucky, 2015  
19 Adams, Charlie, WR, Hofstra, 2006  
70 Adams, Jeff, T, Columbia, 2014-16  
52 ^Adibi, Xavier, LB, Virginia Tech, 2008-10  
54 Alexander, Mister, ILB, Florida St., 2011-12  
22 Alexander, Roc, CB, Washington, 2006-07  
20 Allen, James, RB, Oklahoma, 2002  
30 Allen, Jason, CB, Tennessee, 2010-11  
79 Allen, Jeff, G, Illinois, 2016-17  
50 ^Anderson, Charlie, LB, Mississippi, 2004-07  
14/17/89 ^Anderson, David, WR, Colorado St., 2006-11  
27 Anderson, Jason, RB, South Dakota, 2005  
96 Anderson, Mark, DE, Alabama, 2010  
89 Anderson, Stephen, TE, California, 2016-17  
91 Ankrash, Jason, OLB, Nebraska, 2014  
87/88 Armstrong, Derick, WR, Arkansas-Monticello, 2003-05  
37 Aubrey, Josh, S, Stephen F. Austin, 2014  
61 Austin, Thomas, C, Clemson, 2011

### B

93 ^Babin, Jason, LB, Western Michigan, 2004-06  
22 Ball, Alan, CB, Illinois, 2012  
39 ^Ballentine, Lonnie, S, Memphis, 2014-16  
33 Banks, Johnthan, CB, Mississippi State, 2017  
12 Banks, Tony, QB, Michigan St., 2002-05  
34 ^Barber, Dominique, FS, Minnesota, 2008-11  
51 Barber, Shawn, LB, Richmond, 2007  
67 Barry, Kevin, T, Arizona, 2007  
98 ^Barwin, Connor, DE/OLB, Cincinnati, 2009-12  
47 ^Baxter, Jarrod, FB, New Mexico, 2002-04  
81 Baylis, Evan, TE, Oregon, 2017  
12 Beck, John, QB, BYU, 2012  
68 Bedell, Brad, T, Colorado, 2006  
33 Bell, Jason, CB, UCLA, 2002-05  
57 Bell, Marcus, LB, Arizona, 2004  
32 ^Bennett, Fred, CB, South Carolina, 2007-09  
57 Bentley, Kevin, LB, Northwestern, 2008-10  
68 Bergstrom, Tony, C, Utah, 2016  
50 Bing, Darnell, LB, USC, 2010  
88 Black, Avion, WR, Tennessee St., 2002  
71 Black, Jordan, T, Notre Dame, 2007  
97 Blackson, Angelo, DE, Auburn, 2017  
99 Blade, Willie, DE, Mississippi St., 2002  
28 ^Blue, Alfred, RB, LSU, 2014-17  
16 ^Bonner, Alan, WR, Jacksonville St., 2013-15  
28 Boulware, Michael, S, Florida St., 2007  
21/34 Bouye, A.J., CB, Central Florida, 2013-16  
71 Boselli, Tony, T, USC, 2002  
7 Boyd, Shane, QB, Kentucky, 2007  
85 Bradford, Corey, WR, Jackson St., 2002-05  
50 Braman, Bryan, OLB, West Texas A&M, 2011-13  
65 Brisiel, Mike, G, Colorado State, 2007-11  
79 ^Brooks, Brandon, G, Miami (Ohio) 2012-15  
24 ^Brown, C.C., SS, Louisiana-Lafayette, 2005-08  
22 Brown, Chris, RB, Colorado, 2008-09  
76 ^Brown, Duane, T, Virginia Tech, 2008-17  
24 Brown, Eric, SS, Mississippi St., 2002-04  
48 Brown, Kourtnei, OLB, Clemson, 2015  
3 Brown, Kris, K, Nebraska, 2002-09  
67 ^Brown, Milford, G, Florida St., 2002-05  
22 Brown, Ronnie, RB, Auburn, 2014

98 Browner, Keith, DE, California, 2014  
87 Bruener, Mark, TE, Washington, 2004-08  
31 Buchanon, Phillip, CB, Miami (FL), 2005-06  
4 ^Bullock, Randy, K, Texas A&M, 2012-15  
53 Bullough, Max, ILB, Michigan State, 2014-16  
79 Bulman, Tim, DT, Boston College, 2006-11  
20 Burley, Marcus, CB, Delaware, 2017  
22 ^Burns, Curry, FS, Louisville, 2003  
40 Busing, John, FS, Miami (OH), 2009  
78 Butler, Rashad, T, Miami, 2007-12  
89 Byrne, Jake, TE, Wisconsin, 2013

### C

62 ^Caldwell, Antoine, C/G, Alabama, 2009-12  
39 Campbell, Ibraheim, S, Northwestern, 2017  
53 Campbell, Khary, LB, Bowling Green, 2009  
36 ^Carmichael, Roc, CB, Virginia Tech, 2011-12  
8 ^Carr, David, QB, Fresno St., 2002-06  
59 Carroll, Travis, LB, Florida, 2003  
36 Carter, Chris, FS, Texas, 2002  
86 ^Casey, James, TE/FB, Rice, 2009-12  
59 Chamberlin, Frank, LB, Boston College, 2005  
74 Clabo, Tyson, T, Wake Forest, 2014  
74 Clark, Chris, T, Southern Mississippi, 2015-17  
55 Clark, Danny, LB, Illinois, 2007  
1 Clemens, Kellen, QB, Oregon, 2011  
96 Clements, Chunky, NT, Illinois, 2017  
50 Clemons, Charlie, LB, Georgia, 2003  
58 ^Cliett, Reshard, ILB, South Florida, 2015  
90 ^Clowney, Jadeveon, DE/OLB, South Carolina, 2014-17  
40 Clutts, Tyler, FB, Fresno State, 2012  
60/96 Cochran, Earl, DE, Alabama State, 2006-08  
95 Cody, Shaun, DT/NT, USC, 2009-12  
51 Cole, Dylan, ILB, Missouri State, 2017  
42 Coleman, Marcus, CB, Texas Tech, 2002-05  
53 Coley, Kevis, LB, Southern Mississippi, 2008  
45 Comella, Greg, FB, Stanford, 2003  
43 Cook, Jameel, FB, Illinois, 2006-07  
95 ^Covington, Christian, NT, Rice, 2015-17  
40 Cox, Curome, S, Maryland, 2007  
93 ^Crick, Jared, DE, Nebraska, 2012-15  
36 Cromartie, Marcus, S, Wisconsin, 2017  
41 ^Cunningham, Zach, ILB, Vanderbilt, 2017  
56 ^Cushing, Brian, ILB, USC, 2009-17



ILB Brian Cushing was named the AP Defensive Rookie of the Year in 2009 and is the Texans' all-time leading tackler with 664.

### D

75 Dalton, Lionel, DT, Eastern Michigan, 2006  
2 Daniels, B.J., QB, South Florida, 2015  
81 ^Daniels, Owen, TE, Wisconsin, 2006-13  
70 ^Davenport, Julián, T, Bucknell, 2017  
11 Davis, André, WR, Virginia Tech, 2007-10  
37 ^Davis, Domanick, RB, LSU, 2003-06 (also known as Domanick Williams)

90/97 Davis, Jason, DE, West Virginia, 2003, 2005  
60 Dawson, Curry, T, Angelo State, 2003  
87 Dawson, JaJuan, WR, Tulane, 2002  
36 Dayne, Ron, RB, Wisconsin, 2006-07  
31 Decoud, Treston, CB/S, Oregon State, 2017  
95 Deloach, Jerry, DE, California, 2002-05  
17 Delhomme, Jake, QB, La.-Lafayette, 2011  
27/32/39 Dumps, Quintin, SS, UTEP, 2010-12, 2015-16  
47 Dumps, Will, FS, San Diego State, 2007-08  
81 Denham, Anthony, TE, Utah, 2014-15  
77 Denney, Ryan, DE, BYU, 2010  
28 Dennis, Pat, CB, La.-Monroe, 2002-03  
50 Dent, Akeem, ILB, Georgia, 2014-16  
19 ^Dickerson, Dorin, WR, Pittsburgh, 2010  
54/91 ^Diles, Zac, LB, Kansas State, 2007-10, 2014  
36 ^Dillon, K.J., S, West Virginia, 2016  
52 Dobbins, Tim, ILB, Iowa State, 2011-13  
66 Dorsey, Char-ron, T, Florida St., 2002  
85 Dreesen, Joel, TE, Colorado State, 2007-11  
23/40 Drummond, Kurtis, S, Michigan State, 2015-17  
92 Dunn, Brandon, DE, Louisville, 2015-17

### E

26 ^Earl, Glenn, SS, Notre Dame, 2004-07  
33 Echemandu, Adimchinobi, RB, California, 2007  
38 Ellington, Andre, RB, Clemson, 2017  
12 Ellington, Bruce, WR, South Carolina, 2017  
34 ^Ervin, Tyler, RB, San Jose State, 2016-17  
65 Evans, Brandon, G, Houston, 2004  
35 Evans, Leomont, SS, Clemson, 2002  
54 Evans, Troy, LB, Cincinnati, 2002-06

### F

38 ^Faggins, DeMarcus, CB, Kansas St., 2002-08  
7 Fairbairn, Ka'imi, K, UCLA, 2016-17  
25 Ferguson, Nick, SS, Georgia Tech, 2008-09  
87 ^Fiedorowicz, C.J., TE, Iowa, 2014-17  
14 Fitzpatrick, Ryan, QB, Harvard, 2014  
58 Flanagan, Mike, C, UCLA, 2006-07  
21 Fletcher, Jamar, CB, Wisconsin, 2007  
93 Flowers, Erik, LB, Arizona St., 2002  
58 Foley, Steve, LB, La.-Monroe, 2003  
27 ^Foreman, D'Onta, RB, Texas, 2017  
56 Foreman, Jay, LB, Nebraska, 2002-04  
28 Forsett, Justin, RB, California, 2012  
23/27/37 Foster, Arian, RB, Tennessee, 2009-15  
45 Fox, Keyaron, LB, Georgia Tech, 2012  
20 Freeman, Robert, CB, Clark Atlanta, 2003  
75 ^Frye, Brandon, T, Virginia Tech, 2007  
15 ^Fuller V, Will, WR, Notre Dame, 2016-17  
61 Fuller, Kyle, C/G, Baylor, 2017

### G

35 Gado, Samkon, RB, Liberty, 2006  
86 ^Gaffney, Jabar, WR, Florida, 2002-05  
7 Garcia, Jeff, QB, San Jose State, 2011  
66 Gardner, Andrew, T, Georgia Tech, 2011-13  
25 Garrett, Kevin, CB, SMU, 2006  
68 Giacomini, Breno, T, Louisville, 2017  
81 Gideon, Sherrod, WR, Southern Mississippi, 2002  
21 Gilchrist, Marcus, S, Clemson, 2017  
31 Glenn, Aaron, CB, Texas A&M, 2002-04  
52 Gooden, Tavares, LB, Miami, 2013  
70 Graham, DeMingo, G, Hofstra, 2002  
88 ^Graham, Garrett, TE, Wisconsin, 2010-15  
37 Graham, Ray, RB, Pittsburgh, 2013  
17 Graham, Shayne, K, Virginia Tech, 2012  
16 Gray, Deanté, WR, TCU, 2017  
30 Green, Ahman, RB, Nebraska, 2007-08  
90 ^Green, Howard, DT, LSU, 2002



# ALL-TIME ALPHABETIC ROSTER

77 Green, Jarvis, DE, LSU, 2010  
58 Greenhouse, Isaiah, LB, Northwestern St., 2010  
56 Greenwood, Morlon, LB, Syracuse, 2005-08  
84 ^Griffin, Ryan, TE, Connecticut, 2013-17  
45 Griffith, Justin, FB, Mississippi State, 2010  
41/43 Grimes, Jonathan, RB, William & Mary, 2012-16  
5 Grossman, Rex, QB, Florida, 2009

## H

29 ^Hal, Andre, S, Vanderbilt, 2014-17  
72 Hall, Barry, T, Middle Tennessee St., 2002  
17 Hamilton, Cobi, WR, Arkansas, 2017  
81 Harris, Atnaf, WR, CS-Northridge, 2002  
26 ^Harris, Brandon, CB, Miami, 2011-13  
82 Harris, Clark, TE, Rutgers, 2008  
91 Harris, Ra'Shon, NT, Oregon, 2012  
68 Harris, Ryan, T, Notre Dame, 2012-13  
31 ^Harrison, Brandon, S, Stanford, 2007-08  
2 Hartmann, Brett, P, Central Michigan, 2011  
93 Heath, Joel, DE, Michigan State, 2016-17  
34 Hebert, Kyries, FS, La.-Lafayette, 2002  
50 Heeney, Ben, ILB, Kansas, 2017  
8 Heinicke, Taylor, QB, Old Dominion, 2017  
27 Henry, Chris, RB, Arizona, 2009  
75 Herndon, Jimmy, T, Houston, 2002-03  
87 ^Hill, Anthony, TE, North Carolina St., 2009-10  
94 ^Hill, Charles, DT, Maryland, 2002  
63/55/57 ^Hodgdon, Drew, C, Arizona St., 2005-07  
16 ^Holliday, Trindon, WR, LSU, 2010-12  
25 ^Hollings, Tony, RB, Georgia Tech, 2003-05  
89 Holloway, Jabari, TE, Notre Dame, 2002-03  
10 ^Hopkins, DeAndre, WR, Clemson, 2013-17  
29 Horton, Jason, CB, North Carolina A&T, 2007  
58 Houston, Lamarr, OLB, Texas, 2017  
7 Hoyer, Brian, QB, Michigan State, 2015  
33 Hunt, Akeem, RB, Purdue, 2015-16  
72 Hunter, David, DE, Houston, 2012  
34 Hutchins, Von, CB/FS, Mississippi, 2006-07

## I

87 Insley, Trevor, WR, Nevada-Reno, 2002  
94 Ioane, Junior, DT, Arizona State, 2003-05

## J

25 ^Jackson, Kareem, CB/S, Alabama, 2010-17  
62 Jackson, Scott, T, Brigham Young, 2006-08  
53 James, Bradie, LB, LSU, 2012  
31 James, Charles, CB, Charleston Southern, 2015-16  
96/99 Jamison, Tim, DE, Michigan, 2009-14  
18 Jean, Lestar, WR, Florida Atlantic, 2011-13  
54 Jefferson, Willie, OLB, Stephen F. Austin, 2013  
84 Jenkins, Darnell, WR, Miami, 2008  
44 Jenkins, Jelani, ILB, Florida, 2017  
80 ^Johnson, Andre, WR, Miami, 2003-14  
89 Johnson, Bryant, WR, Penn State, 2011  
13 Johnson, Damaris, WR, Tulsa, 2014  
28 Johnson, Dennis, RB, Arkansas, 2013  
25 Johnson, Derrick, CB, Washington, 2006  
64 Johnson, Dorian, G, Pittsburgh, 2017  
5/8 Johnson, Josh, QB, San Diego, 2017  
30 ^Johnson, Kevin, CB, Wake Forest, 2015-17  
96 Johnson, Thomas, DT, Middle Tenn. State, 2006  
75/99 ^Johnson, Travis, DT, Florida St., 2005-08  
18 Jones, Andy, WR, Jacksonville, 2017  
60 ^Jones, Ben, C, Georgia, 2012-15  
20 Jones, Don, S, Arkansas State, 2016  
5 Jones, Donnie, P, LSU, 2012  
18 Jones, Dwaune, WR, Richmond, 2002  
73 Jones, Garrick, T, Arkansas St., 2003-04  
33 Jones, Greg, FB, Florida St., 2013

12 ^Jones, Jacoby, WR, Lane College, 2007-11  
83 ^Joppru, Bennie, TE, Michigan, 2003-05  
24 Joseph, Johnathan, CB, South Carolina, 2011-17

## K

94 Kalu, N.D., DE, Rice, 2006-08  
94 Kamalu, Ufomba, DE, Miami (Fla.), 2016-17  
39 Karim, Deji, RB, Southern Illinois, 2013  
60 Keathley, Michael, G, TCU, 2003  
7 Keenum, Case, QB, Houston, 2013-14  
53 Kegl, Stanford, LB, Purdue, 2010  
88 Kent, Rashod, TE, Rutgers, 2003  
31 ^Keo, Shiloh, S, Idaho, 2011-14  
53 Kershaw, William, LB, Maryland, 2007  
78 Killings, Cedric, DT, Carson-Newman, 2006-07  
62 Kupper, Alex, C, Louisville, 2013

## L

96 Langford, Kendall, DE, Hampton, 2017  
58 Lamar, Jason, LB, Toledo, 2002  
63 Lamm, Kendall, T, Appalachian State, 2015-17  
44 Leach, Vonta, FB, East Carolina, 2006-10  
9 Lechler, Shane, P, Texas A&M, 2013-17  
9/11 Leinart, Matt, QB, USC, 2010-11  
17 Lemon, Alec, WR, Syracuse, 2013  
97 Lewis, Damione, DT, Miami, 2010  
86 Lewis, Derrick, WR, San Diego State, 2006  
84 Lewis, Jermaine, WR, Maryland, 2002  
21 Lewis, Kendrick, S, Mississippi, 2014  
54 Lewis, LaTroy, OLB, Tennessee, 2017  
6 Lewis, Thad, QB, Duke, 2014  
20 ^Lord, Jammal, FS, Nebraska, 2004-05  
62 Lorenti, Chris, C, Central Florida, 2002-03  
33 ^Lundy, Wali, RB, Virginia, 2006  
64 Lynch, Ben, C, California, 2003

## M

43 Mack, Elbert, CB, Troy, 2013-14  
34 Mack, Stacey, RB, Temple, 2003  
95 Maddox, Anthony, DT, Delta State, 2006-07  
15 Maehl, Jeff, WR, Oregon, 2011  
88 Malleck, Ryan, TE, Virginia Tech, 2017  
15 Mallett, Ryan, QB, Arkansas, 2014-15  
97 Malone, Alfred, DE, Troy, 2005-06  
65 Mancz, Greg, C, Toledo, 2015-17  
38 Manning, Danieal, S, Abilene Christian, 2011-14  
57 Manning, Roy, LB, Michigan, 2006  
82 ^Martin, Keshawn, WR, Michigan State, 2012-15  
66 ^Martin, Nick, C, Notre Dame, 2016-17  
99 Martin, Steve, DT, Missouri, 2003  
90 Martin, Terrance, DT, North Carolina St., 2003  
17 Martinez, Glenn, WR, Saginaw Valley, St., 2009  
82 Mason, Derrick, WR, Michigan State, 2011  
13 ^Mathis, Jerome, WR, Hampton, 2005-07  
53 Mays, Joe, ILB, North Dakota State, 2013  
21/41 ^McCain, Brice, CB, Utah, 2009-13  
51 McClain, Jimmy, LB, Troy, 2002-03  
97 McClain, Terrell, NT, South Florida, 2012-13  
20 McClellan, Dexter, CB, Clemson, 2006  
95 McClover, Stanley, DE, Auburn, 2008  
27/29 McCree, Marlon, FS, Kentucky, 2003-04  
80 McDermott, Sean, TE/LS, Kansas, 2002  
89 McFarland, Mike, TE, South Florida, 2015  
11 McGloin, Matt, QB, Penn St., 2017  
22 ^McManis, Sherrick, CB, Northwestern, 2010-11  
28 McKenzie, Chris, CB, Arizona St., 2005-06  
55 ^McKinney, Benardrick, ILB, Mississippi State, 2015-17  
76 McKinney, Steve, C, Texas A&M, 2002-07

59 ^Mercilus, Whitney, LB, Illinois, 2012-17  
82 Miller, Billy, TE, USC, 2002-04  
13 ^Miller, Braxton, WR, Ohio State, 2016-17  
26 Miller, Lamar, RB, Miami (Fla.), 2016-17  
92 ^Mitchell, Earl, DT, Arizona, 2010-13  
59 Mitchell, Keith, LB, Texas A&M, 2002  
21 Moats, Ryan, RB, Louisiana Tech, 2008-09  
54/90 Mohamed, Mike, ILB, California, 2013-15  
28 ^Molden, Antwaun, CB, Eastern Kentucky, 2008-10  
57 Monk, Quincy, LB, North Carolina, 2004  
57 ^Montgomery, Sam, DE, LSU, 2013  
43 Moore, Corey, S, Georgia, 2015-17  
26 Moore, Rahim, FS, UCLA, 2015  
34 ^Morency, Vernand, RB, Oklahoma St., 2005-06  
11 Morgan, Donovan, WR, La.-Lafayette, 2005  
77 Morris, Darius, G, Temple, 2011  
26 Morris, Darryl, CB, Texas State, 2014-15  
84 Moses, JJ, WR, Iowa State, 2003-04  
84 Moulds, Eric, WR, Mississippi State, 2006  
12 ^Mumphery, Keith, WR, Michigan State, 2015-16  
83 Murphy, Frank, WR, Kansas St., 2002  
81 Murphy, Matt, TE, Maryland, 2003-05  
55 Myers, Chris, C, Miami, 2008-14



**WR JJ Moses now serves as the Texans' director of player engagement after playing two seasons (2003-04) with the team.**

## N

57/72 Nading, Jesse, DE, Colorado St., 2008-12  
16 Nall, Craig, QB, Northwestern St. (La.), 2008  
32 Nelson Jr., Robert, CB, Arizona State, 2016  
64 Newell, Mike, C, Colorado St., 2002  
72/75 ^Newton, Derek, T, Arkansas St., 2011-16  
92 ^Nix III, Louis, NT, Notre Dame, 2014-15  
53 Nixon, David, LB, BYU, 2010  
33 ^Nolan, Troy, FS, Arizona State, 2009-12  
44 Norris, Moran, FB, Kansas, 2002-05  
8 Novak, Nick, K, Maryland, 2015-16

## O

27 Ogbonnaya, Chris, RB, Texas, 2011  
99 Ogunleye, Adewale, DE, Indiana, 2010  
97 ^Okam, Frank, DT, Texas, 2008-10  
91 ^Okoye, Amobi, DT, Louisville, 2007-10  
42 Oporum, Toben, RB, Kansas, 2013  
7 Orlovsky, Dan, QB, Connecticut, 2009-10  
53 Orr, Shantee, LB, Michigan, 2003-07  
17 Osweiler, Brock, QB, Arizona State, 2016  
79 Overhauser, Chad, G, UCLA, 2002  
57 ^Ozougwu, Cheta, OLB, Rice, 2011

## P

97 ^Pagan, Jeffrey, DE, Alabama, 2014-15  
38 Parson, Mark, CB, Ohio, 2009  
24 Paymah, Karl, CB, Washington State, 2010  
91 Payne, Seth, DT, Cornell, 2002-06  
71 Pearson, Mike, T, Florida, 2006

# ALL-TIME ALPHABETIC ROSTER

98 ^Peek, Antwan, LB, Cincinnati, 2003-06  
52 Peters, Brian, ILB, Northwestern, 2015-17  
55 Pettway, Kenneth, LB, Grambling St., 2005  
94 Pickett, Ryan, NT, Ohio State, 2014  
48 Pittman, Bryan, LS, Washington, 2003-09  
42 Pittman, David, CB, Northwestern St. (La.), 2008  
69 ^Pitts, Chester, G/T, San Diego St., 2002-09  
35 Pleasant, Eddie, S, Oregon, 2012-17  
22 Polk, Chris, RB, Washington, 2015  
51 Polk, DaShon, LB, Arizona, 2004-06  
31 Pollard, Bernard, SS, Purdue, 2009-10  
5 Porter, Quinton, QB, Boston College, 2006  
98 Posey, Jeff, LB, So. Mississippi, 2002  
11 ^Posey, DeVier, WR, Ohio State, 2012-14  
95 Powe, Jerrell, NT, Mississippi, 2014  
74 Powell, Jamal, C, TCU, 2003  
53 President, Gimel, OLB, Illinois, 2017  
69 Pressley, DeMario, DT, North Carolina State, 2010  
45 ^Prosch, Jay, FB, Auburn, 2014-17  
85 Pruitt, MyCole, TE, Southern Illinois, 2017  
88 Putzier, Jeb, TE, Boise State, 2006-07

## Q

77 ^Quessenberry, David, G, San Jose State, 2013-17  
29 ^Quin, Glover, CB/S, New Mexico, 2009-12  
11 Quinn, Mike, QB, Stephen F. Austin, 2002-03

## R

4 Rackers, Neil, K, Illinois, 2010-11  
15/4 ^Ragone, Dave, QB, Louisville, 2003-05  
68 Randall, Greg, T, Michigan State, 2003  
98 ^Reader, D.J., NT, Clemson, 2016-17  
58 ^Reed, Brooks, OLB, Arizona, 2011-14  
20 Reed, Ed, FS, Miami, 2013  
35 Reeves, Jacques, CB, Purdue, 2008-09  
75 Reid, Jah, T, Central Florida, 2017  
70 Reyes, Tutan, G, Mississippi, 2009  
22 Rice, Denzel, CB, Coastal Carolina, 2016  
27 Richardson, Matt, CB, Arkansas, 2008  
68 Riley, Victor, T, Auburn, 2005  
48 Rivers, Gerald, OLB, Mississippi, 2016  
84 Rivers, Marcellus, TE, Oklahoma St., 2005  
66/97 Robinson, Deljuan, DT, Mississippi State, 2007-09  
23 ^Robinson, Dunta, CB, South Carolina, 2004-09  
20 Rogers, Justin, CB, Richmond, 2013  
20 Rolle, Jumal, CB, Catawba, 2014-15  
18 Rosenfels, Sage, QB, Iowa State, 2006-08  
30 Routt, Stanford, CB, Houston, 2012  
42 Russell, Brian, FS, San Diego State, 2009  
83 Rutledge, Rod, TE, Alabama, 2002  
97/54 Ruud, Barrett, ILB, Nebraska, 2012  
59 ^Ryans, DeMeco, LB, Alabama, 2006-11

## S

66/74 Salaam, Ephraim, T, San Diego State, 2006-10  
21 Sanders, Lewis, CB, Maryland, 2005-06  
37 Sapp, Cecil, RB, Colorado State, 2008  
91 Sapp, Ricky, OLB, Clemson, 2013-14  
3 ^Savage, Tom, QB, Pittsburgh, 2014-17  
57 Scarlett, Brennan, OLB, Stanford, 2016-17  
65 Schau, Ryan, G, Illinois, 2002  
8 Schaub, Matt, QB, Virginia, 2007-13  
29 Scott, Guss, S, Florida, 2006  
92 Sears, Corey, DE, Mississippi St., 2002-04  
37 Shabazz, Al-Hajj, West Chester, 2016  
55 Sharper, Jamie, LB, Virginia, 2002-04

51 ^Sharpton, Darryl, LB, Miami (Fla.), 2010-13  
19 Shepherd, Edell, WR, San Jose State, 2006  
67 Sheppard, Malcolm, DT, Arkansas, 2010  
18 Shorts III, Cecil, WR, Mount Union, 2015  
30/22 Simmons, Jason, CB/S, Arizona St., 2002-07  
51 Simon, John, OLB, Ohio State, 2014-16  
62 Slade, Chad, G, Auburn, 2015-17  
20 ^Slaton, Steve, RB, West Virginia, 2008-11  
79 Slechta, Jeremy, DT, Nebraska, 2003  
47 Smelley, Brad, FB, Alabama, 2013  
94 Smith, Antonio, DE, Oklahoma St., 2009-13, 2016  
90 Smith, D.J., OLB, Appalachian State, 2013  
99 Smith, Robaire, DE, Michigan St., 2004-05  
71 ^Smith, Shelley, G, Colorado State, 2010-11  
74 Smith, Wade, G, Memphis, 2010-13  
32 Spann, Chad, RB, Northern Illinois, 2013  
59 Spearman, Argemis, LB, Mississippi, 2003  
68 Spears, Marcus, T, Northwestern St., 2004  
77 ^Spencer, Charles, T, Pittsburgh, 2006-07  
78 Spikes, Cameron, G/T, Texas A&M, 2002  
40 Stansbury, Ed, FB, UCLA, 2002  
7 Stanley, Chad, P, Stephen F. Austin, 2002-06  
29 Starling, Jawanza, FS, USC, 2013  
17 Starling, Kendrick, WR, San Jose St., 2004  
26 Stevens, Matt, FS, Appalachian St., 2002-03  
68 Stevenson, Dan, G, Notre Dame, 2008  
91 Still, Devon, DE, Penn State, 2016  
42 Stone, Michael, FS, Memphis, 2006  
11 ^Strong, Jaelen, WR, Arizona St., 2015-17  
84 Stross, Trey, WR, Iowa, 2010  
64 ^Studdard, Kasey, G, Texas, 2007-11  
71 ^Su'a-Filo, Xavier, G, UCLA, 2014-17  
48 Supernaw, Phillip, TE, Ouachita Baptist, 2013  
36 ^Swearinger, D.J., SS, South Carolina, 2013-14  
2 ^Symons, B.J., QB, Texas Tech, 2004



**QB Matt Schaub holds nearly every passing record in franchise history and was part of the team's first AFC South title (2011).**

## T

52 Tarpinian, Jeff, ILB, Iowa, 2013-14  
43/44 Tate, Ben, RB, Auburn, 2010-13  
27 Taylor, Chris, RB, Indiana, 2006-08  
77 Thomas, Tarlos, T, Florida St., 2002  
44 Thompson, Carlos, OLB, Mississippi, 2015  
51 Thompson, Chaun, LB, West Texas A&M, 2008-09  
14 Thompson, Chris, WR, Florida, 2017  
28 Tillman, Travares, FS, Georgia Tech, 2003  
82 Toliver, Terrence, WR, LSU, 2011  
22 Todman, Jordan, RB, Connecticut, 2017  
14 Townsel, Derrick, WR, Murray State, 2010  
57 Tuggle, Justin, LB, Kansas State, 2013-15  
1 Turk, Matt, P, Wisconsin-Whitewater, 2007-11

## V

10 Van Pelt, Bradlee, QB, Colorado St., 2006  
21 Vaughn, Darrick, CB, S.W. Texas St., 2003  
61 Verdell, Toddrick, LB, Florida State, 2009  
47 Vickers, Lawrence, FB, Colorado, 2011  
27 Victorian, Josh, CB, Louisiana Tech, 2013

## W

71 Wade, Todd, T, Mississippi, 2004-05  
37 Walker, Darius, RB, Notre Dame, 2007  
96 Walker, Gary, DE, Auburn, 2002-05  
40 Walker, John, FS, USC, 2006  
73 Walker, Josh, G, Middle Tennessee State, 2016  
41/22 ^Walker, Ramon, SS, Pittsburgh, 2002-05  
30 Wall, Jamar, CB, Texas Tech, 2010  
85/83 Walter, Kevin, WR, Eastern Michigan, 2006-12  
74 Walter, Tyson, G, Ohio State, 2005  
78 ^Wand, Seth, T, N.W. Missouri St., 2003-05  
32 Ward, Derrick, RB, Ottawa (Kan.), 2010-11  
85 Washington, Nate, WR, Tiffin, 2015  
77 Washington, Todd, C/G, Virginia Tech, 2003-05  
49 Washington Jr., Tony, OLB, Oregon, 2015  
91 ^Watkins, Carlos, DE, Clemson, 2017  
4 ^Watson, Deshaun, QB, Clemson, 2017  
99 ^Watt, J.J., DE, Wisconsin, 2011-17  
61/70 ^Weary, Fred, G, Tennessee, 2002-07  
92/98 Weaver, Anthony, DE, Notre Dame, 2006-08  
5 Weeden, Brandon, QB, Oklahoma St., 2015-16  
46 Weeks, Jon, LS, Baylor, 2010-17  
32 ^Wells, Jonathan, RB, Ohio St., 2002-05  
63 White, Chris, C, Southern Mississippi, 2007-09  
67 White, Cody, G, Illinois State, 2012-15  
11 White, DeAndrew, WR, Alabama, 2017  
72 Wiegert, Zach, T, Nebraska, 2003-06  
75 Wilfork, Vince, NT, Miami (Fla.), 2015-16  
73 ^Williams, Brennan, T, North Carolina, 2013  
86 Williams, Harry, WR, Tuskegee, 2007-08  
41 Williams, Jimmy, CB, Vanderbilt, 2008  
23 Williams, Kevin, FS, Oklahoma St., 2002  
40 Williams, Marcus, CB, North Dakota State, 2017  
90 ^Williams, Mario, DE, N.C. State, 2006-11  
42 Williams, Torri, SS, Purdue, 2010  
54 ^Williams, Trevardo, OLB, Connecticut, 2013  
82 Williams, Wendall, WR, Cumberland, 2016  
26 Wilson, Eugene, FS, Illinois, 2008-10  
58 Winborn, Jamie, LB, Vanderbilt, 2009  
73 ^Winston, Eric, T, Miami, 2006-11  
72 Witzmann, Bryan, T, South Dakota St., 2014-15  
52 Wong, Kailee, LB, Stanford, 2002-06  
41 Wood, Cierre, RB, Notre Dame, 2013  
97 Worthen, Shawn, DT, TCU, 2002  
13 Worthy, Chandler, WR, Troy, 2015  
43 Wright, Kenny, CB, Northwestern St., 2002-04  
25 Wynn, Dexter, CB, Colorado State, 2006-07

## Y

13/6 ^Yates, T.J., QB, North Carolina, 2011-13, 2015, 2017  
73 Yeatman, Will, T, Maryland, 2014  
74 Young, Ryan, T, Kansas St., 2002

## Z


92 Zgonina, Jeff, DT, Purdue, 2007-09



# ALL-TIME NUMERIC ROSTER

- 1 Turk, Matt, P, Wisconsin Whitewater, 2007-11  
Clemens, Kellen, QB, Oregon, 2011
- 2 Daniels, B.J., QB, South Florida, 2015  
Hartmann, Brett, P, Central Michigan, 2011  
Symons, B.J., QB, Texas Tech, 2004

- 3 Savage, Tom, QB, Pittsburgh, 2014-16  
Brown, Kris, K, Nebraska, 2002-09



**K Kris Brown played in 128 games from 2002-09 and scored a franchise-record 767 career points - nearly double the next closest Texan.**

- 4 Watson, Deshaun, QB, Clemson, 2017  
Bullock, Randy, K, Texas A&M, 2012-15  
Rackers, Neil, K, Illinois, 2010-11  
Ragone, Dave, QB, Louisville, 2003-04  
(Ragone also wore # 15)
- 5 Weeden, Brandon, QB, Oklahoma St., 2015 -16  
Jones, Donnie, P, LSU, 2012  
Grossman, Rex, QB, Florida, 2009  
Porter, Quinton, QB, Boston College, 2006
- 6 Yates, T.J., QB, North Carolina, 2015  
(Yates also wore #13)  
Lewis, Thad, QB, Duke, 2014
- 7 Fairbairn, Ka'imi, K, UCLA, 2016-17  
Hoyer, Brian, QB, Michigan State, 2015  
Keenum, Case, QB, Houston, 2013-14  
Garcia, Jeff, QB, San Jose State, 2011  
Orlovsky, Dan, QB, Connecticut, 2009-10  
Boyd, Shane, QB, Kentucky, 2007  
Stanley, Chad, P, Stephen F. Austin, 2002-06
- 8 Heinicke, Taylor, QB, Old Dominion, 2017  
Johnson, Josh, QB, San Diego, 2017  
(Johnson also wore #5)  
Novak, Nick, K, Maryland, 2015-16  
Schaub, Matt, QB, Virginia, 2007-13  
Carr, David, QB, Fresno St., 2002-06
- 9 Lechler, Shane, P, Texas A&M, 2013-17  
Leinart, Matt, QB, USC, 2010  
(Leinart also wore #11)
- 10 Hopkins, DeAndre, WR, Clemson, 2013-17  
Van Pelt, Bradlee, QB, Colorado State, 2006
- 11 White, DeAndrew, WR, Alabama, 2017  
McGloin, Matt, QB, Penn St., 2017  
Strong, Jaelen, WR, Arizona State, 2015-17  
Posey, DeVier, WR, Ohio State, 2012-14  
Leinart, Matt, QB, USC, 2011  
(Leinart also wore #9)  
Davis, André, WR, Virginia Tech, 2007-10  
Morgan, Donovan, WR, La.-Lafayette, 2005  
Quinn, Mike, QB, Stephen F. Austin, 2002-03

- 12 Ellington, Bruce, WR, South Carolina, 2017  
Mumphery, Keith, WR, Michigan State, 2015-16  
Beck, John, QB, BYU, 2012  
Jones, Jacoby, WR, Lane College, 2007-11  
Banks, Tony, QB, Michigan State, 2002-05

- 13 Miller, Braxton, WR, Ohio State, 2016-17  
Worthy, Chandler, WR, Troy, 2015  
Johnson, Damaris, WR, Tulsa, 2014-15  
Yates, T.J., QB, North Carolina, 2011-13  
(Yates also wore #6)  
Mathis, Jerome, WR, Hampton, 2005-06

- 14 Thompson, Chris, WR, Florida, 2017  
Fitzpatrick, Ryan, QB, Harvard, 2014  
Townsel, Derrick, WR, Murray State, 2010  
Anderson, David, WR, Colorado State, 2006  
(Anderson also wore #17 and #89)

- 15 Fuller V, Will, WR, Notre Dame, 2016-17  
Mallett, Ryan, QB, Arkansas, 2014-15  
Maehl, Jeff, WR, Oregon, 2011  
Ragone, Dave, QB, Louisville, 2005  
(Ragone also wore #4)

- 16 Gray, Deanté, WR, TCU, 2017  
Bonner, Alan, WR, Jacksonville State, 2013-15  
Holliday, Trindon, WR, LSU, 2010-12  
Nall, Craig, QB, Northwestern St. (La.), 2008

- 17 Hamilton, Coby, WR, Arkansas, 2017  
Osweller, Brock, QB, Arizona State, 2016  
Lemon, Alec, WR, Syracuse, 2013  
Graham, Shayne, K, Virginia Tech, 2012  
Delhomme, Jake, QB, La.-Lafayette, 2011  
Anderson, David, QB, Colorado State, 2011  
(Anderson also wore #14 and #89)  
Martinez, Glenn, WR, Saginaw Valley St., 2009  
Starling, Kendrick, WR, San Jose St., 2004

- 18 Jones, Andy, WR, Jacksonville, 2017  
Shorts III, Cecil, WR, Mount Union, 2015  
Jean, Lestar, WR, Florida Atlantic, 2011-13  
Rosenfels, Sage, QB, Iowa State, 2006-08  
Jones, Dwaune, WR, Richmond, 2002

- 19 Dickerson, Dorin, WR, Pittsburgh, 2010  
Shepherd, Edell, WR, San Jose St., 2006  
Adams, Charlie, WR, Hofstra, 2006

- 20 Burley, Marcus, CB, Delaware, 2017  
Jones, Don, S, Arkansas State, 2016  
Rolle, Jumal, CB, Catawba, 2014-15  
Rogers, Justin, CB, Richmond, 2013  
Reed, Ed, FS, Miami, 2013  
Carmichael, Roc, CB, Virginia Tech, 2012  
(Carmichael also wore #36)  
Slaton, Steve, RB, West Virginia, 2008-11  
McCleon, Dexter, CB, Clemson, 2006  
Lord, Jammal, FS, Nebraska, 2004-05  
Freeman, Robert, CB, Clark Atlanta, 2003  
Allen, James, RB, Oklahoma, 2002

- 21 Gilchrist, Marcus, S, Clemson, 2017  
Bouye, A.J., CB, Central Florida, 2016  
(Bouye also wore #34)  
Morris, Darryl, CB, Texas State, 2015  
(Morris also wore #26)  
Lewis, Kendrick, S, Mississippi, 2014  
McCain, Brice, CB, Utah, 2010-13

(McCain also wore #41)  
Moats, Ryan, RB, Louisiana Tech, 2008-09  
Fletcher, Jamar, CB, Wisconsin, 2007  
Sanders, Lewis, CB, Maryland, 2005-06  
Vaughn, Darrick, CB, S.W. Texas St., 2003

- 22 Todman, Jordan, RB, Connecticut, 2017  
Rice, Denzel, CB, Coastal Carolina, 2016  
Polk, Chris, RB, Washington, 2015  
Brown, Ronnie, RB, Auburn, 2014  
Ball, Alan, CB, Illinois, 2012  
McManis, Sherrick, CB, Northwestern, 2010-11  
Brown, Chris, RB, Colorado, 2008-09  
Simmons, Jason, S, Arizona St., 2007  
(Simmons also wore #30)  
Alexander, Roc, CB, Washington, 2006  
Walker, Ramon, SS, Pittsburgh, 2005  
(Walker also wore #41)  
Burns, Curry, SS, Louisville, 2003

- 23 Drummond, Kurtis, S, Michigan State, 2016-17  
(Drummond also wore #40)  
Foster, Arian, RB, Tennessee, 2010-15  
(Foster also wore #27 and 37)  
Robinson, Dunta, CB, South Carolina, 2004-09  
Williams, Kevin, FS, Oklahoma St., 2002

- 24 Joseph, Johnathan, CB, South Carolina, 2011-17  
Paymah, Karl, CB, Washington State, 2010  
Brown, C.C., SS, La.-Lafayette, 2005-08  
Brown, Eric, SS, Mississippi St., 2002-04



**CB/S Kareem Jackson (left) and CB Johnathan Joseph (right) are tied atop the Texans' career interceptions leaderboard with 14 apiece.**

- 25 Jackson, Kareem, CB/S, Alabama, 2010-17  
Ferguson, Nick, SS, Georgia Tech, 2008-09  
Wynn, Dexter, CB, Colorado State, 2006-07  
Johnson, Derrick, CB, Washington, 2006  
Garrett, Kevin, CB, SMU, 2006  
Hollings, Tony, RB, Georgia Tech, 2003-05

- 26 Miller, Lamar, RB, Miami (Fla.), 2016-17  
Moore, Rahim, FS, UCLA, 2015  
Morris, Darryl, CB, Texas State, 2014  
(Morris also wore #21)  
Harris, Brandon, CB, Miami, 2011-13  
Wilson, Eugene, FS, Illinois, 2008-10  
Earl, Glenn, SS, Notre Dame, 2004-06  
Stevens, Matt, FS, Appalachian St., 2002-03

- 27 Foreman, D'Onta, RB, Texas, 2017  
Demps, Quintin, FS, UTEP, 2011-12, 2015-16  
(Demps also wore #38 and #32)  
Victorian, Josh, CB, Louisiana Tech, 2013  
Ogbonnaya, Chris, RB, Texas, 2011  
Henry, Chris, RB, Arizona, 2009  
Foster, Arian, RB, Tennessee, 2009



# ALL-TIME NUMERIC ROSTER

- (Foster also wore #23 and #37)  
Richardson, Matteredal, CB, Arkansas, 2008  
Taylor, Chris, RB, Indiana, 2006  
Anderson, Jason, RB, South Dakota, 2004-05  
McCree, Marlon, FS, Kentucky, 2003  
(McCree also wore #29)
- 28** Blue, Alfred, RB, LSU, 2014-17  
Johnson, Dennis, RB, Arkansas, 2013  
Forsett, Justin, RB, California, 2012  
Molden, Antwaun, CB, 2008-10  
Boulware, Michael, S, Florida State, 2007  
McKenzie, Chris, CB, Arizona St., 2005-06  
Tillman, Travares, FS, Georgia Tech, 2003  
Dennis, Pat, CB, La.-Monroe, 2002
- 29** Hal, Andre, S, Vanderbilt, 2014-17  
Starling, Jawanza, FS, USC, 2013  
Quin, Glover, CB/SS, New Mexico, 2009-12  
Horton, Jason, CB, North Carolina, 2007  
Scott, Guss, FS, Florida, 2006  
McCree, Marlon, FS, Kentucky, 2004  
(McCree also wore #27)
- 30** Johnson, Kevin, CB, Wake Forest, 2015-17  
Routt, Stanford, CB, Houston, 2012  
Allen, Jason, CB, Tennessee, 2010-11  
Wall, Jamar, CB, Texas Tech, 2010  
Green, Ahman, RB, Nebraska, 2007-08  
Simmons, Jason, CB/S, Arizona St., 2002-06  
(Simmons also wore #22)
- 31** Decoud, Treston, CB/S, Oregon State, 2017  
James, Charles, CB, Charleston Southern, 2015-16  
Keo, Shiloh, FS, Idaho, 2011-14  
Pollard, Bernard, SS, 2009-10  
Harrison, Brandon, FS, 2008  
Buchanan, Phillip, CB, Miami (Fla.), 2005-06  
Glenn, Aaron, CB, Texas A&M, 2002-04
- 32** Nelson Jr., Robert, CB, Arizona State, 2016  
Demps, Quintin, S, UTEP, 2015  
(Demps also wore #27 and #38)  
Spann, Chad, RB, Northern Illinois, 2013  
Ward, Derrick, RB, Ottawa (Kan.), 2010-11  
Bennett, Fred, CB, South Carolina, 2007-09  
Wells, Jonathan, RB, Ohio St., 2002-05
- 33** Banks, Johnthan, CB, Mississippi State, 2017  
Hunt, Akeem, RB, Purdue, 2015-16  
Jones, Greg, FB, Florida State, 2013  
Nolan, Troy, FS, Arizona State, 2010-12  
(Nolan also wore #36)  
Echemandu, Adimchinobi, RB, California, 2007  
Lundy, Wali, RB, Virginia, 2006  
Bell, Jason, CB, UCLA, 2002-05
- 34** Ervin, Tyler, RB, San Jose State, 2016-17  
Bouye, A.J., CB, Central Florida, 2013-15  
(Bouye also wore #21)  
Barber, Dominique, FS, Minnesota, 2008-11  
Hutchins, Von, CB/FS, Mississippi, 2007  
Morency, Vernand, RB, Oklahoma St., 2005-06  
Mack, Stacey, RB, Temple, 2003  
Hebert, Kyries, FS, La.-Lafayette, 2002
- 35** Pleasant, Eddie, S, Oregon, 2013-17  
Reeves, Jacques, CB, Purdue, 2008-09  
Gado, Samkon, RB Liberty, 2006  
Evans, Leomont, SS, Clemson, 2002
- 36** Cromartie, Marcus, S, Wisconsin, 2017  
Dillon, K.J., S, West Virginia, 2016  
Swearingner, D.J., SS, South Carolina, 2013-14  
Carmichael, Roc, CB, Virginia Tech, 2011  
(Carmichael also wore #20)  
Nolan, Troy, S, Arizona State, 2009  
(Nolan also wore #33)  
Dayne, Ron, RB, Wisconsin, 2006-07  
Carter, Chris, FS, Texas, 2002
- 37** Shabazz, Al-Hajji, CB, West Chester, 2016  
Aubrey, Josh, S, Stephen F. Austin, 2014  
Graham, Ray, RB, Pittsburgh, 2013  
Foster, Arian, RB, Tennessee, 2009  
(Foster also wore #23 and #27)  
Sapp, Cecil, RB, Colorado State, 2008  
Walker, Darius, RB, Notre Dame, 2007  
Davis, Domanick, RB, LSU, 2003-06  
(also known as Domanick Williams)
- 38** Ellington, Andre, RB, Clemson, 2017  
Manning, Daniel, FS, Abilene Christian, 2011-14  
Demps, Quintin, S, UTEP, 2010  
(Demps also wore #27 and #32)  
Parson, Mark, CB, Ohio, 2009  
Faggins, DeMarcus, CB, Kansas St., 2002-08
- 39** Campbell, Ibraheim, S, Northwestern, 2017  
Ballentine, Lonnie, S, Memphis, 2014-16  
Karim, Deji, RB, Southern Illinois, 2013
- 40** Williams, Marcus, CB, North Dakota St., 2017  
Drummond, Kurtis, S, Michigan State, 2015  
(Drummond also wore #23)  
Clutts, Tyler, FB, Fresno State, 2012  
Busing, John, FS, Miami (OH), 2009  
Cox, Curome, S, Maryland, 2007  
Walker, John, FS, USC, 2006  
Stansbury, Ed, FB, UCLA, 2002
- 41** Cunningham, Zach, ILB, Vanderbilt, 2017  
Grimes, Jonathan, RB, William & Mary, 2013-16  
(Grimes also wore #43)  
Wood, Cierre, RB, Notre Dame, 2013  
McCain, Brice, CB, Utah, 2009  
(McCain also wore #21)  
Williams, Jimmy, CB, Vanderbilt, 2008  
Walker, Ramon, SS, Pittsburgh, 2002-04  
(Walker also wore #22)
- 42** Oporum, Toben, FB, Kansas, 2013  
Williams, Torri, SS, Purdue, 2010  
Russell, Brian, FS, San Diego State, 2009  
Pittman, David, CB, Northwestern St. (La.), 2008  
Stone, Michael, FS, Memphis, 2006  
Coleman, Marcus, FS, Texas Tech, 2002-05
- 43** Moore, Corey, S, Georgia, 2015-17  
Mack, Elbert, CB, Troy, 2013-14  
Grimes, Jonathan, RB, William & Mary, 2012  
(Grimes also wore #41)  
Tate, Ben, RB, Auburn, 2010  
(Tate also wore #44)  
Cook, Jameel, FB, Illinois, 2006-07  
Wright, Kenny, CB, Northwestern St., 2002-04
- 44** Jenkins, Jelani, ILB, Florida, 2017  
Thompson, Carlos, OLB, Mississippi, 2015  
Tate, Ben, RB, Auburn, 2011-13  
(Tate also wore #43)  
Leach, Vonta, FB, East Carolina, 2006-10  
Norris, Moran, FB, Kansas, 2002-05
- 45** Prosch, Jay, FB, Auburn, 2014-17  
Fox, Keyaron, LB, Georgia Tech, 2012  
Griffith, Justin, FB, Mississippi State, 2010  
Comella, Greg, FB, Stanford, 2003
- 46** Weeks, Jon, LS, Baylor, 2010-16



**LS Jon Weeks, a 2016 Pro Bowl selection, is the only player in franchise history to wear No. 46 and is currently the longest tenured Texan.**

- 47** Smelley, Brad, FB, Alabama, 2013  
Vickers, Lawrence, FB, Colorado, 2011  
Demps, Will, FS, San Diego State, 2007-08  
Abbate, Jon, LB, Wake Forest, 2007  
Baxter, Jarrod, FB, New Mexico, 2002-04
- 48** Rivers, Gerald, OLB, Mississippi, 2016  
Brown, Kourtnei, OLB, Clemson, 2015  
Supernaw, Phillip, TE, Ouachita Baptist, 2013  
Pittman, Bryan, LS, Washington, 2003-09
- 49** Washington, Tony, OLB, Oregon, 2015-16
- 50** Heeney, Ben, ILB, Kansas, 2017  
Dent, Akeem, ILB, Georgia, 2014-16  
Braman, Bryan, OLB, West Texas A&M, 2011-13  
Bing, Darnell, LB, USC, 2010  
Anderson, Charlie, LB, Mississippi, 2004-07  
Clemons, Charlie, LB, Georgia, 2003
- 51** Cole, Dylan, ILB, Missouri State, 2017  
Simon, John, OLB, Ohio State, 2014-16  
Sharpton, Darryl, LB, Miami (Fla.), 2010-13  
Thompson, Chaun, LB, West Texas A&M, 2008-09  
Barber, Shawn, LB, Richmond, 2007  
Polk, DaShon, LB, Arizona, 2004-06  
McClain, Jimmy, LB, Troy, 2002-03
- 52** Peters, Brian, ILB, Northwestern, 2015-17  
Tarpinian, Jeff, ILB, Iowa, 2013-15  
Gooden, Tavares, LB, Miami (Fla.), 2013  
Dobbins, Tim, ILB, Iowa State, 2011-13  
Adibi, Xavier, LB, Virginia Tech, 2008-10  
Wong, Kailee, LB, Stanford, 2002-06
- 53** President, Gimel, OLB, Illinois, 2017  
Bullough, Max, ILB, Michigan State, 2014-16  
Mays, Joe, ILB, North Dakota State, 2013  
James, Bradie, LB, LSU, 2012  
Keglar, Stanford, LB, Purdue, 2010  
Nixon, David, LB, BYU, 2010

# ALL-TIME NUMERIC ROSTER

- Campbell, Khary, LB, Bowling Green, 2009  
Coley, Kevis, LB, Southern Mississippi, 2008  
Kershaw, William, LB, Maryland, 2007  
Orr, Shantee, LB, Michigan, 2003-06
- 54** Lewis, LaTroy, OLB, Tennessee, 2017  
Mohamed, Mike, ILB, California, 2013-15  
(Mohamed also wore #90)  
Jefferson, Willie, OLB, Stephen F. Austin, 2013  
Williams, Trevardo, OLB, Connecticut, 2013  
Ruud, Barrett, ILB, Nebraska, 2012  
(Ruud also wore #97)  
Alexander, Mister, ILB, Florida State, 2011-12  
Diles, Zac, LB, Kansas State, 2007-10  
(Diles also wore #91)  
Evans, Troy, LB, Cincinnati, 2002-06
- 55** McKinney, Benardrick, ILB, Mississippi State, 2016-17  
Myers, Chris, C, Miami (Fla.), 2008-14  
Clark, Danny, LB, Illinois, 2007  
Hodgdon, Drew, C, Arizona St., 2006-07  
(Hodgdon also wore #63 and #57)  
Petway, Kenneth, LB, Grambling St., 2005  
Sharper, Jamie, LB, Virginia, 2002-04
- 56** Cushing, Brian, ILB, USC, 2009-17  
Greenwood, Morlon, LB, Syracuse, 2005-08  
Foreman, Jay, LB, Nebraska, 2002-04
- 57** Scarlett, Brennan, OLB, Stanford, 2016-17  
Tuggle, Justin, LB, Kansas State, 2013-15  
(Tuggle also wore #95)  
Montgomery, Sam, OLB, LSU, 2013  
Nading, Jesse, DE, Colorado State, 2011-12  
(Nading also wore #72)  
Ozougwu, Cheta, ILB, Rice, 2011  
Bentley, Kevin, LB, Northwestern, 2008-10  
Hodgdon, Drew, C, Arizona St., 2007  
(Hodgdon also wore #63 and #55)  
Monk, Quincy, LB, North Carolina, 2004  
Bell, Marcus, LB, Arizona, 2004
- 58** Houston, Lamarr, OLB, Texas, 2017  
Cliett, Reshard, ILB, South Florida, 2015  
Reed, Brooks, OLB, Arizona, 2011-14  
Greenhouse, Isaiah, LB, Northwestern St., 2010  
Winborn, Jamie, LB, Vanderbilt, 2009  
Flanagan, Mike, C, UCLA, 2006-07  
Foley, Steve, LB, N.E. Louisiana, 2003  
(Foley also wore # 93)  
Lamar, Jason, LB, Toledo, 2002
- 59** Mercilus, Whitney, OLB, Illinois, 2012-17  
Ryans, DeMeco, LB, Alabama, 2006-11  
Chamberlin, Frank, LB, Boston College, 2005  
Aholonju, D.D., LB, Washington St., 2004  
Carroll, Travis, LB, Florida, 2003  
Spearman, Armegis, LB, Mississippi, 2003  
Mitchell, Keith, LB, Texas A&M, 2002
- 60** Jones, Ben, C, Georgia, 2012-15  
Cochran, Earl, DE, Alabama St., 2006  
(Cochran also wore #96)  
Keathley, Michael, G, TCU, 2003  
Dawson, Curry, T, Angelo State, 2003
- 61** Fuller, Kyle, C/G, Baylor, 2017  
Austin, Thomas, C/G, Clemson, 2011  
Verdell, Todd, LB, Florida State, 2009  
Weary, Fred, G, Tennessee, 2002-03
- (Weary also wore #70)
- 62** Slade, Chad, G/T, Auburn, 2015 -17  
Kupper, Alex, G, Louisville, 2013  
Caldwell, Antoine, C, Alabama, 2009-12  
Jackson, Scott, T, Brigham Young, 2006-08  
Lorenti, Chris, C, Central Florida, 2002-03
- 63** Lamm, Kendall, T, Appalachian St., 2015-17  
White, Chris, C, Southern Mississippi, 2008-09  
Hodgdon, Drew, C, Arizona St., 2005  
(Hodgdon also wore #55 and #57)
- 64** Johnson, Dorian, G, Pittsburgh, 2017  
Studdard, Kasey, G, Texas, 2007-11  
Lynch, Ben, C, California, 2003  
Newell, Mike, C, Colorado St., 2002
- 65** Mancz, Greg, C/G, Toledo, 2015-17  
Brisiel, Mike, G, Colorado State, 2007-11  
Evans, Brandon, G, Houston, 2004  
Schau, Ryan, G, Illinois, 2002
- 66** Martin, Nick, C, Notre Dame, 2016-17  
Gardner, Andrew, T, Georgia Tech, 2011-13  
Salaam, Ephraim, T, San Diego State, 2010  
(Salaam also wore #74)  
Robinson, Deljuan, DT, Mississippi State, 2007-09  
(Robinson also wore #97)  
Dorsey, Char-ron, T, Florida St., 2002
- 67** White, Cody, G, Illinois State, 2012-15  
Sheppard, Malcolm, DT, Arkansas, 2010  
Barry, Kevin, T, Arizona, 2007  
Brown, Milford, G, Florida St., 2002-05
- 68** Giacomini, Breno, T, Louisville, 2017  
Bergstrom, Tony, C, Utah, 2016  
Witzmann, Bryan, T, South Dakota St., 2015  
(Witzmann also wore #72)  
Harris, Ryan, T, Notre Dame, 2012-13  
Stevenson, Dan, G, Notre Dame, 2008  
Bedell, Brad, T, Colorado, 2006  
Riley, Victor, T, Auburn, 2005  
Spears, Marcus, T, Northwestern St., 2004  
Randall, Greg, T, Michigan St., 2003
- 69** Pressley, DeMario, DT, North Carolina St., 2010  
Pitts, Chester, G/T, San Diego St., 2002-09
- 
- G/T Chester Pitts, an "Original Texan" after being drafted in 2002, still maintains the franchise record for consecutive starts (114).**
- 70** Davenport, Julián, T, Bucknell, 2017  
Adams, Jeff, T, Columbia, 2014-16  
Reyes, Tutan, G, Mississippi, 2009  
Weary, Fred, G, Tennessee, 2004-08
- (Weary also wore # 61)
- Graham, DeMingo, G, Hofstra, 2002
- 71** Su'a-Filo, Xavier, G, UCLA, 2014-17  
Smith, Shelley, G, Colorado State, 2010-11  
Black, Jordan, T, Notre Dame, 2007  
Pearson, Mike, T, Florida, 2006  
Wade, Todd, T, Mississippi, 2004-05  
Boselli, Tony, T, USC, 2002
- 72** Newton, Derek, T, Arkansas State, 2015-16  
(Newton also wore #75)  
Witzmann, Bryan, T, South Dakota St., 2014  
(Witzmann also wore #68)  
Hunter, David, DE, Houston, 2012  
Nading, Jesse, DE, Colorado State, 2008-10  
(Nading also wore #57)  
Wiegert, Zach, G/T, Nebraska, 2003-06  
Hall, Barry, T, Mid. Tennessee St., 2002
- 73** Walker, Josh, G, Middle Tennessee State, 2016  
Yeatman, Will, T, Maryland, 2014  
Williams, Brennan, T, North Carolina, 2013  
Winston, Eric, T, Miami (Fla.), 2006-11  
Jones, Garrick, T, Arkansas St., 2003-04
- 74** Clark, Chris, T, Southern Mississippi, 2015-17  
Adams, Aaron, T, Eastern Kentucky, 2015  
Clabo, Tyson, T, Wake Forest, 2014  
Smith, Wade, G, Memphis, 2010-13  
Salaam, Ephraim, T, San Diego St., 2006-09  
(Salaam also wore #66)  
Walter, Tyson, G, Ohio St., 2005  
Young, Ryan, T, Kansas St., 2002
- 75** Reid, Jah, T, Central Florida, 2017  
Wilfork, Vince, NT, Miami (Fla.), 2015-16  
Newton, Derek, T, Arkansas State, 2011-14  
(Newton also wore #72)  
Frye, Brandon, T, Virginia Tech, 2007  
Dalton, Lionel, DT, Eastern Michigan, 2006  
Johnson, Travis, DT, Florida St., 2005  
(Johnson also wore # 99)  
Herndon, Jimmy, T, Houston, 2002-03
- 76** Brown, Duane, T, Virginia Tech, 2008-17  
McKinney, Steve, C, Texas A&M, 2002-07
- 77** Quessenberry, David, G/T, San Jose State, 2013-17  
Morris, Darius, G, Temple, 2011  
Denney, Ryan, DE, BYU, 2010  
Green, Jarvis, DE, LSU, 2010  
Spencer, Charles, T, Pittsburgh, 2006-07  
Washington, Todd, G/C, Virginia Tech, 2003-05  
Thomas, Tarlos, T, Florida St., 2002
- 78** Aboushi, Oday, G, Virginia, 2015-16  
Butler, Rashad, T, Miami (Fla.), 2008-11  
Killings, Cedric, DT, Carson-Newman, 2006-07  
Wand, Seth, T, N.W. Missouri St., 2003-05  
Spikes, Cameron, G/T, Texas A&M, 2002
- 79** Allen, Jeff, G, Illinois, 2016-17  
Brooks, Brandon, G, Miami (Oh.), 2012-15  
Bulman, Tim, DT, Boston College, 2006  
(Bulman also wore #93)  
Slechta, Jeremy, DT, Nebraska, 2003  
Overhauser, Chad, G, UCLA, 2002



# ALL-TIME NUMERIC ROSTER

- 80 Johnson, Andre, WR, Miami (Fla.), 2003-14  
McDermott, Sean, TE/LS, Kansas, 2002



**WR Andre Johnson topped 1,100 receiving yards in seven of his 12 seasons with the Texans.**

- 81 Baylis, Evan, TE, Oregon, 2017  
Denham, Anthony, TE, Utah, 2014-15  
Daniels, Owen, TE, Wisconsin, 2006-13  
Murphy, Matt, TE, Maryland, 2003-05  
Harris, Atnaf, WR, CS-Northridge, 2002  
Gideon, Sherrod, WR, Southern Mississippi, 2002
- 82 Williams, Wendall, WR, Cumberland, 2016  
Martin, Keshawn, WR, Michigan State, 2012-15  
Mason, Derrick, WR, Michigan State, 2011  
Toliver, Terrence, WR, LSU, 2011  
Harris, Clark, LS, Rutgers, 2008  
Miller, Billy, TE, USC, 2002-04
- 83 Walter, Kevin, WR, Eastern Michigan, 2007-12  
(Walter also wore #85)  
Joppru, Bennie, TE, Michigan, 2003-06  
Murphy, Frank, WR, Kansas St., 2002  
Rutledge, Rod, TE, Alabama, 2002
- 84 Griffin, Ryan, TE, Connecticut, 2013-17  
Stross, Trey, WR, Iowa, 2010  
Jenkins, Darnell, WR, Miami, 2008  
Moulds, Eric, WR, Mississippi St., 2006  
Rivers, Marcellus, TE, Oklahoma St., 2005  
Moses, JJ, WR, Iowa St., 2003-04  
Lewis, Jermaine, WR, Maryland, 2002
- 85 Pruitt, MyCole, TE, Southern Illinois, 2017  
Washington, Nate, WR, Tiffin, 2015  
Dreessen, Joel, TE, Colorado State, 2007-11  
Walter, Kevin, WR, Eastern Michigan, 2006  
(Walter also wore #83)  
Bradford, Corey, WR, Jackson St., 2002-05
- 86 Casey, James, TE/FB, Rice, 2009-12  
Williams, Harry, WR, Tuskegee, 2008  
Lewis, Derrick, WR, San Diego St., 2006  
Gaffney, Jabar, WR, Florida, 2002-05
- 87 Fiedorowicz, C.J., TE, Iowa, 2014-17  
Hill, Anthony, TE, New Mexico St., 2009-10  
Bruener, Mark, TE, Washington, 2004-08  
Armstrong, Derick, WR, Ark.-Monticello, 2003  
(Armstrong also wore #88)  
Dawson, JaJuan, WR, Tulane, 2002  
Insley, Trevor, WR, Nevada-Reno, 2002
- 88 Malleck, Ryan, TE, Virginia Tech, 2002  
Graham, Garrett, TE, Wisconsin, 2010-15  
Putzier, Jeb, TE, Boise St., 2006-07  
Armstrong, Derick, WR, Ark.-Monticello, 2004-05

(Armstrong also wore #87)  
Kent, Rashod, TE, Rutgers, 2003  
Black, Avion, WR, Tennessee St., 2002

- 89 Anderson, Stephen, TE, California, 2016-17  
McFarland, Mike, TE, South Florida, 2015  
Byrne, Jake, TE, Wisconsin, 2013  
Johnson, Bryant, WR, Penn State, 2011  
Anderson, David, WR, Colorado State, 2007-10  
(Anderson also wore #14 and #17)  
Holloway, Jabari, TE, Notre Dame, 2002-03
- 90 Clowney, Jadeveon, DE/OLB, South Carolina, 2014-17  
Mohamed, Mike, ILB, California, 2013  
(Mohamed also wore #54)  
Smith, D.J., LB, Appalachian State, 2013  
Alexander, Mister, LB, Florida State, 2012  
(Alexander also wore #54)  
Williams, Mario, DE, North Carolina St., 2006-11  
Davis, Jason, DE, West Virginia, 2005  
(Davis also wore #97)  
Martin, Terrance, DT, North Carolina St., 2003  
Green, Howard, DT, LSU, 2002
- 91 Watkins, Carlos, DE, Clemson, 2017  
Still, Devon, DE, Penn State, 2016  
Diles, Zac, LB, Kansas State, 2014  
(Diles also wore #54)  
Ankrah, Jason, OLB, Nebraska, 2014-15  
Sapp, Ricky, OLB, Clemson, 2013-14  
Harris, Ra'Shon, NT, Oregon, 2012  
Okoye, Amobi, DT, Louisville, 2007-10  
Payne, Seth, DT, Cornell, 2002-06
- 92 Dunn, Brandon, DT, Louisville, 2015-17  
Nix III, Louis, NT, Notre Dame, 2014-15  
Mitchell, Earl, DT, Arizona, 2010-13  
Zgonina, Jeff, DT, Purdue, 2007-09  
Weaver, Anthony, DE, Notre Dame, 2006  
(Weaver also wore #98)  
Sears, Corey, DE, Mississippi St., 2002-04



**Texans Defensive Line Coach Anthony Weaver started 44 games over three seasons as a defensive end with the team (2006-08).**

- 93 Heath, Joel, DE, Michigan State, 2016-17  
Crick, Jared, DE, Nebraska, 2012-15  
Bulman, Tim, DT, Boston College, 2007-11  
(Bulman also wore #79)  
Babin, Jason, LB, Western Michigan, 2004-06  
Foley, Steve, LB, N.E. Louisiana, 2003  
(Foley also wore #58)  
Flowers, Erik, LB, Arizona St., 2002

- 94 Kamalu, Ufomba, DE, Miami (Fla.), 2016-17  
Smith, Antonio, DE, Oklahoma St., 2009-13, 2016  
Pickett, Ryan, NT, Ohio State, 2014  
Kalu, N.D., DE, Rice, 2006-07  
Ioane, Junior, DT, Arizona St., 2003-05  
Hill, Charles, DT, Maryland, 2002
- 95 Covington, Christian, DE, Rice, 2015-17  
Powe, Jerrell, NT, Mississippi, 2014  
Tuggle, Justin, LB, Kansas State, 2013  
(Tuggle also wore #57)  
Cody, Shaun, DT, USC, 2009-12  
McClover, Stanley, DE, Auburn, 2008  
Maddox, Anthony, DT, Delta St., 2006-07  
Deloach, Jerry, DE, California, 2002-05
- 96 Clements, Chunky, NT, Illinois, 2017  
Langford, Kendall, DE, Hampton, 2017  
Jamison, Tim, DE, Michigan, 2009-14  
(Jamison also wore #99)  
Anderson, Mark, DE, Alabama, 2010  
Cochran, Earl, DE, Alabama State, 2007-08  
(Cochran also wore #60)  
Johnson, Thomas, DT, Middle Tennessee St., 2006  
Walker, Gary, DE, Auburn, 2002-05
- 97 Blackson, Angelo, DE, Auburn, 2017  
Pagan, Jeffrey, DE, Alabama, 2014-15  
McClain, Terrell, NT, South Florida, 2012-13  
Ruud, Barrett, ILB, Nebraska, 2012  
(Ruud also wore #54)  
Lewis, Damione, DT, Miami, 2010  
Okam, Frank, DT, Texas, 2008-10  
Malone, Alfred, DE, Troy, 2005-06  
Davis, Jason, DE, West Virginia, 2003  
(Davis also wore #90)  
Worthen, Shawn, DT, TCU, 2002
- 98 Reader, D.J., NT, Clemson, 2016-17  
Browner, Keith, DE, California, 2014  
Barwin, Connor, DE/LB, Cincinnati, 2009-12  
Weaver, Anthony, DE, Notre Dame, 2007-08  
(Weaver also wore #92)  
Peek, Antwan, LB, Cincinnati, 2003-06  
Posey, Jeff, LB, So. Mississippi, 2002
- 99 Watt, J.J., DE, Wisconsin, 2011-17  
Jamison, Tim, DE, Michigan, 2009-10  
(Jamison also wore #96)  
Ogunleye, Adewale, DE, Indiana, 2010  
Johnson, Travis, DE, Florida St., 2006-08  
(Johnson also wore #75)  
Smith, Robaire, DE, Michigan St., 2004-05  
Martin, Steve, DT, Missouri, 2003  
Blade, Willie, DE, Mississippi St., 2002



# ALL-TIME PRACTICE SQUAD ROSTER

## A

Acholonu, D.D., LB, 2004\*  
Adams, Jeff, T, 2016  
Alexander, Mister, ILB, 2011\*  
Allen, RaShaun, TE, 2016  
Aldridge, Anthony, RB, 2009  
Anderson, David, WR, 2006\*  
Anderson, Jason, RB, 2005\*  
Ankrah, Jason, OLB, 2014\*  
Aromashodu, Devin, WR, 2007  
Austell, Erik, G, 2017

## B

Baker, Antonio, S, 2010  
Baker, Edwin, RB, 2013  
Barbieri, Howard, OL, 2011  
Barton, Karim, G, 2015  
Baylis, Evan, TE, 2017  
Bazuin, Dan, DE, 2008  
Beach, Arliss, RB, 2007-08\*  
Billings, Montez, WR, 2010  
Bing, Darnell, LB, 2009  
Bonner, Alan, WR, 2015  
Boren, Zach, FB, 2013  
Boswell, Chris, K, 2014  
Boyd, Shane, QB, 2007\*  
Brink, Alex, QB, 2008  
Brisiel, Mike, G, 2006-2007\*  
Brock, Logan, TE, 2012  
Brown, Kourtnei, OLB, 2014  
Browner, Keith, DE, 2012-14\*  
Broussard, Jamall, WR, 2006  
Bullough, Max, ILB, 2014-15\*  
Bulman, Tim, DT, 2006-2007\*  
Bundrage, Quenton, WR, 2016  
Burns, Curry, S, 2006  
Byrne, Jake, TE, 2012

## C

Campbell, Ibraheim, S, 2017\*  
Carmichael, Rashad, CB, 2013  
Carroll, Travis, LB, 2003\*  
Castañeda, Eduardo, LB, 2007  
Cheek, Joseph, T, 2016  
Clements, Chunky, NT, 2017\*  
Cochran, Earl, DE, 2006\*  
Coley, Kevis, LB, 2007-08\*  
Collins, Cameron, LB, 2012\*  
Collins, McAllister, C, 2002  
Conque, Zach, TE, 2017  
Coughman, Edawn, T, 2015  
Crummey, Andrew, G, 2009  
Cruse, Andy, WR, 2013  
Curtis, Kevin, S, 2006

## D

Davis, A.J., CB, 2008  
Davis, Buster, LB, 2009  
Davis, Jace, WR, 2014  
Davis, James, RB, 2011  
Davis, Jason, DE, 2003-04\*, 2006  
Dawson, Curry, T, 2003\*  
Denham, Anthony, TE, 2014\*  
Dewalt-Ondijo, Jordan, OLB, 2015  
Divens, Lamar, DT, 2012  
Dorsey, Quinn, LB, 2005  
Douglas, Cody, G, 2006  
Douglas, Robert, FB, 2005-06  
Drummond, Kurtis, S, 2015\*, 2017\*  
Dunn, Anthony, LB, 2004  
Dunn, Brandon, DE, 2016\*  
Dysert, Zac, QB, 2015

## E

Echemandu, Adimchinobi, RB, 2007  
Edison, Dominique, WR, 2011  
Egboh, Pannel, DE, 2009  
Eslinger, Greg, C, 2007\*  
Evans, Brandon, G, 2004\*

## F

Faggins, Demarcus, CB, 2003\*  
Feiler, Matt, T, 2014  
Ferentz, James, C, 2014  
Foster, Arian, RB, 2009\*  
Freeman, Dalton, C, 2015  
Freeman, Marcus, LB, 2009  
Freeman, Rober, CB, 2003\*  
Frye, Brandon, T, 2007-08\*

## G

Gardner, Andrew, T, 2011\*  
Gibson, Laurence, T, 2016  
Gibson, Thaddeus, LB, 2011  
Gilchrist, Kennan, ILB, 2017  
Gordon, Amon, DT, 2010  
Graham, Ray, RB, 2013\*  
Green, Howard, DT, 2002  
Greenhouse, Isaiah, LB, 2010\*  
Grimes, Jonathan, RB, 2012\*

## H

Hall, Barry, T, 2002  
Halterman, Aaron, TE, 2005  
Hamilton, Cobi, WR, 2017\*  
Hamilton, Derrick, WR, 2007  
Hardison, Marcus, NT, 2017  
Harris, Atnaf, WR, 2002\*  
Harris, Clark, TE, 2008\*, 2009  
Harris, Elliott, DE, 2005  
Harris, Ra'Shon, NT, 2011  
Hawkins, Jelani, OT, 2002\*  
Hebert, Kyries, S, 2002\*  
Heinicke, Taylor, QB, 2017\*  
Helms, Brett, C, 2009-10  
Henry, Chris, RB, 2009\*  
Herrion, Atlas, G, 2006  
Hicks, Reese, OT, 2004-2005  
Hilliard, Kenny, RB, 2015-16  
Holliday, Trindon, WR, 2011\*  
Holloway, Jabari, TE, 2002\*  
Hunt, Akeem, RB, 2015\*-16\*  
Hunter, David, DE, 2012\*

## J

James, Charles, CB, 2014  
James, Kendall, CB, 2014  
Jamison, Tim, DE, 2009\*-10  
Jenkins, Darnell, WR, 2008\*-09  
Jenkins, Michael, RB, 2002  
Johnson, Albert, WR, 2003  
Johnson, Delano, OLB, 2012  
Johnson, Dorian, G, 2017  
Jones, Bryce, CB, 2017  
Jones, Garrick, T, 2003-05\*  
Jones, Tevin, WR, 2016

## K

Kamalu, Ufomba, DE, 2016\*  
Keenum, Case, QB, 2012  
Kent, Rashod, TE, 2002-03\*  
Keo, Shiloh, FS, 2011\*  
Kupper, Alex, G, 2013\*-14

## L

Labhart, Travis, WR, 2014  
Lee, Eric, OLB, 2016  
Lenz, Josh, WR, 2015  
Lewis, Derrick, WR, 2006\*  
Lewis, LaTroy, OLB, 2017\*  
Long, Gabe, DT, 2008  
Lord, Jammal, FS, 2004-2005\*  
Lucien, Devin, WR, 2017

## M

Maddox, Anthony, DT 2006\*  
Maehl, Jeff, WR, 2011\*-12  
Malena, Ben, RB, 2014  
Malleck, Ryan, TE, 2017\*  
Malone, Alfred, DT, 2005\*  
Martin, Chris, T, 2014  
McCarron, Riley, WR, 2017  
McCoy, Chris, DE, 2010  
McKenzie, Chris, CB, 2005\*  
Means, Loyce, CB, 2013  
Means, Steven, OLB, 2015  
Meggett, Davin, RB, 2012  
Menkin, Nate, G, 2013  
Mitchell, Brandon, S, 2007\*  
Moats, Ryan, RB, 2008\*  
Mohamed, Mike, ILB, 2013\*  
Mondek, Nick, T, 2012  
Moore, Corey, S, 2015\*  
Moore, Kashif, WR, 2012  
Morgan, Donovan, WR, 2005\*  
Murphy, Matt, TE, 2004\*

## N

Nading, Jesse, DE, 2008\*-09\*, 2011\*  
Neihuis, Doug, G, 2006  
Nelson Jr., Robert, CB, 2015-16\*  
Nerys, Jason, G, 2005  
Nwachukwu, Uzoma, WR, 2013-14

## O

Oakley, Anthony, G, 2008  
Ogbonnaya, Chris, RB, 2010-11\*  
Ogunbowale, Dare, RB, 2017  
Opurum, Toben, FB, 2014  
Orr, Shantee, LB, 2003-04\*  
Overbay, Nathan, TE, 2013  
Overhauser, Chad, C/G, 2002\*

## P

Parks, Terrance, S, 2014  
Parson, Mark, CB, 2009  
Pemberton, Cole, T, 2010  
Pettway, Kenneth, LB, 2005\*  
Pettinato, Dan, DE, 2015-16  
Pittman, Bryan, LS, 2003\*  
Pleasant, Eddie, S, 2012\*  
Pope, Troymaine, RB, 2017  
Porter, Quinton, QB, 2006\*  
President, Gimel, LB, 2017\*  
Pruitt, MyCole, TE, 2017\*

## Q

Quessenberry, David, G, 2017\*  
Quinn, Mike, QB, 2003\*

## R

Rashad, Shakeel, ILB, 2016  
Rice, Denzel, CB, 2016\*  
Richardson, Daryl, RB, 2015  
Richardson, Rico, WR, 2013  
Rivers, Gerald, OLB, 2015  
Roberson, Derrick, CB, 2007-08\*  
Robinson, Deljuan, DT, 2007\*

Robinson, Jevoni, TE, 2017  
Rodgers, Jake, T, 2017  
Roland, Justin, LB, 2008  
Ross, Daniel, DE, 2017  
Ross, Richie, WR, 2006  
Rue, Josh, FB, 2004

## S

Seaverns, Justin, LB, 2003  
Sheppard, Malcolm, DT, 2010\*  
Sherrod, Dezmond, TE, 2009  
Simmons, Mark, WR, 2008  
Skelton, Steve, TE, 2012  
Slade, Chad, G/T, 2016-17\*  
Smelley, Brad, FB, 2013\*  
Smith, Antone, RB, 2009  
Smith, Shelley, G, 2010\*  
Spann, Chad, RB, 2013\*  
Stansbury, Ed, FB, 2002\*  
Stanzi, Ricky, QB, 2014  
Starling, Kendrick, WR, 2004\*  
Stenavich, Adam, T, 2008-09  
Suber, Allen, WR, 2004  
Supernaw, Phillip, TE, 2012-13\*

## T

Taylor, Chris, RB, 2006\*  
Terrell, Steven, S, 2013  
Terry, D.D., RB, 2008  
Thomas, Sloan, WR, 2004  
Thomas, Tarlos, T, 2002  
Thompson, Chris, WR, 2017\*  
Thorpe, Craphonso, WR, 2006  
Thorton, Josh, CB, 2017  
Tomlinson, Eric, TE, 2015-16  
Torrey, Andre, LB, 2005  
Townsel, Derrick, WR, 2010  
Treadwell, Joseph, T, 2015

## V

Victorian, Josh, CB, 2013\*  
Virgin, Dee, CB, 2017

## W

Walker, Darius, RB, 2007-08\*  
Walker, John, S, 2006\*  
Walker, Josh, G, 2016\*  
Wallace, Cody, C, 2010  
Washington, Maurice, WR, 2005  
Washington Jr., Tony, OLB, 2015  
White, Chris, C, 2006  
White, Cody, G, 2012\*  
White, DeAndrew, WR, 2017\*  
Williams, Bobby, WR, 2010  
Williams, Harry, WR, 2006-07\*  
Williams, Javaris, RB, 2011  
Williams, Marcus, CB, 2014  
Williams, Paul, WR, 2010  
Williams, Torri, SS, 2010\*-11  
Williams, Wendall, WR, 2016\*  
Works, Renaldo, RB, 2004  
Worthen, Shawn, DT, 2002\*  
Worthy, Chandler, WR, 2015\*  
Wright, Keith, DT, 2003  
Wynn, Milton, WR, 2002

## Y

Young, David, SS, 2004

## Z

Zabransky, Jared, QB, 2007

\*- Players made the active roster that season.







# ALL-TIME INJURED RESERVE

## 2002 (10)

Name	Pos.	Date	Injury
Insley, Trevor	WR	8/15	Leg
Jones, Dwaune	WR	8/17	Knee
Evans, Leomont	S	8/27	Neck
Lorenti, Chris	C	9/1	Ankle
Boselli, Tony	T	10/15	Shoulder
Dennis, Pat	CB	10/22	Knee
Lamar, Jason	LB	10/30	Leg
Schau, Ryan	G	11/5	Foot
Rutledge, Rod	TE	11/26	Foot
Walker, Ramon	SS	12/24	Knee

## 2003 (17)

Name	Pos.	Date	Injury
Baxter, Jarrod	FB	8/25	Foot
Dennis, Pat	CB	8/25	Knee
Herndon, Jimmy	OT	8/25	Knee
Lorenti, Chris	C	8/25	Achilles
Lynch, Ben	C	8/25	Knee
Joppru, Bennie	TE	8/31	Groin
Payne, Seth	DT	9/15	Knee
Mack, Stacey	RB	11/26	Toe
Walker, Gary	DE	11/28	Toe
Banks, Tony	QB	12/1	Hand
Walker, Ramon	SS	12/1	Knee
Stevens, Matt	FS	12/3	Knee
Clemons, Charlie	LB	12/8	Ankle
Glenn, Aaron	CB	12/10	Groin
Orr, Shantee	LB	12/22	Fibula
Wright, Kenny	CB	12/22	Knee
Brown, Milford	G	12/26	Knee

## 2004 (11)

Name	Pos.	Date	Injury
Anderson, Jason	RB	8/16	Leg
Bell, Marcus	LB	8/26	Shoulder
Bell, Jason	CB	11/17	Wrist
Walker, Ramon	SS	11/24	Knee
Joppru, Bennie	TE	12/1	Groin
Symons, B.J.	QB	12/1	Knee
Foreman, Jay	LB	12/5	Ankle
Coleman, Marcus	FS	12/7	Shoulder
Evans, Troy	LB	12/15	Ankle
Wiegert, Zach	G	12/22	Knee
Peek, Antwan	LB	12/28	Shoulder

## 2005 (8)

Name	Pos.	Date	Injury
Wong, Kailee	LB	10/18	Knee
Hodgdon, Drew	C	11/11	Foot
Wade, Todd	T	11/18	Knee
Buchanan, Phillip	CB	11/23	Ankle
Ioane, Junior	DT	12/20	Calf
Davis, Domanick	RB	12/28	Knee
Walker, Gary	DE	12/28	Arm
Wells, Jonathan	RB	12/30	Thigh

## 2006 (16)

Name	Pos.	Date	Injury
Rainer, Wali	LB	8/1	Leg
McKenzie, Chris	CB	8/3	Shoulder
Steele, Ben	TE	8/3	Leg
Davis, Domanick	RB	9/2	Knee
Alexander, Roc	CB	9/12	Knee
Spencer, Charles	T	9/19	Leg
Malone, Alfred	DT	10/10	Hand
Payne, Seth	DT	10/17	Knee
Johnson, Travis	DT	11/14	Calf
Sanders, Lewis	CB	11/14	Hand
Wiegert, Zach	T	11/14	Knee
Flanagan, Mike	C	11/28	Ribs
Rosenfels, Sage	QB	11/28	Hand
Cook, Jameel	FB	12/15	Knee
Dalton, Lionel	DT	12/23	Back
Mathis, Jerome	WR	12/23	Hamstring

## 2007 (17)

Name	Pos.	Date	Injury
Taylor, Chris	RB	7/31	Knee
Alexander, Roc	CB	7/31	Knee
Earl, Glenn	SS	8/14	Foot
Horton, Jason	CB	8/14	Arm
Barry, Kevin	T	8/24	Biceps
Abbate, Jon	FB	9/1	Ankle
Harrison, Brandon	FS	9/1	Hamstring
Jackson, Scott	T	9/4	Shoulder
Simmons, Jason	FS	9/11	Knee
Killings, Cedric	DT	9/25	Neck
McKinney, Steve	C	9/25	Knee
Mathis, Jerome	WR	10/6	Leg
Barber, Shawn	LB	10/31	Neck
Robinson, Dunta	CB	11/7	Knee
Weary, Fred	G	12/4	Leg
White, Chris	C	12/4	Knee
Green, Ahman	RB	12/7	Knee

## 2008 (11)

Name	Pos.	Date	Injury
Stevenson, Dan	G	7/24	Shoulder
Williams, Jimmy	CB	8/4	Knee
Williams, Harry	WR	8/25	Neck
Jackson, Scott	T	8/26	Foot
Brown, Chris	RB	8/30	Back
McClover, Stanley	DE	9/11	Knee
Brown, C.C.	SS	9/30	Arm
Diles, Zac	LB	11/6	Leg
Molden, Antwaun	CB	11/16	Leg
Cochran, Earl	DE	11/19	Toe
Green, Ahman	RB	11/25	Knee

## 2009 (13)

Name	Pos.	Date	Injury
Johnson, Jeremiah	RB	8/8	Shoulder
Nolan, Troy	SS	8/18	Hand
Verdell, Toddrick	LB	9/6	Shoulder
Pitts, Chester	G	9/24	Knee
Thompson, Chaun	LB	9/30	Knee
Campbell, Khary	LB	10/6	Knee
Slaton, Steve	RB	10/9	Shoulder
Brisiel, Mike	G	10/14	Foot
Daniels, Owen	TE	11/4	Knee
Wilson, Eugene	FS	11/25	Foot
Molden, Antwaun	CB	11/26	Hamstring
Hill, Anthony	TE	12/15	Knee
Barber, Dominique	FS	12/29	Hamstring

## 2010 (17)

Name	Pos.	Date	Injury
Stross, Trey	WR	6/16	Foot
Griffith, Justin	FB	8/4	Neck
Bulman, Tim	DE	8/16	Shoulder
Bing, Darnell	LB	8/20	Neck
Holliday, Trindon	WR	8/30	Hand
Tate, Ben	RB	8/30	Ankle
Davis, André	WR	9/4	Hip
Fine, Derek	TE	9/5	Knee
Barwin, Connor	DE	9/14	Ankle
Ryans, DeMeco	LB	10/25	Achilles
Barber, Dominique	SS	11/11	Knee
Paymah, Karl	CB	11/12	Wrist
Williams, Torri	SS	12/1	Hamstring
Nading, Jesse	DE	12/7	Knee
Anderson, David	WR	12/15	Shoulder
Brisiel, Mike	G	12/15	Calf
Williams, Mario	DE	12/15	Sports Hernia

## 2011 (14)

Name	Pos.	Date	Injury
Studdard, Kasey	G	8/15	Ankle
Jean, Lestar	WR	8/20	Shoulder
Smith, Shelley	G	8/25	Leg
Morris, Darius	G	8/27	Foot
Toliver, Terrence	WR	8/27	Concussion
Ozougwu, Cheta	OLB	9/1	Foot
Barber, Dominique	SS	9/16	Foot
Carmichael, Roc	CB	9/16	Shoulder
Butler, Rashad	T	9/21	Elbow
Williams, Mario	OLB	10/9	Pectoral
Sharpton, Darryl	ILB	10/30	Knee/Quad
Schaub, Matt	QB	11/23	Foot
Leinart, Matt	QB	11/27	Clavicle
Hartmann, Brett	P	12/4	Knee

\* Designated for return

\*\*Reserve/Non-Football Illness



# ALL-TIME INJURED RESERVE

## 2012 (10)

Name	Pos.	Date	Injury
Fox, Keyaron	LB	8/9	Knee
Bullock, Randy	K	8/26	Groin
Butler, Rashad	T	8/30	Triceps
Harris, Ra'Shon	NT	8/28	Triceps
Cushing, Brian	ILB	10/10	Knee
Jamison, Tim	DE	10/14	Achilles
Hunter, David	DE	10/24	Foot
McCain, Brice*	CB	12/5	Foot
Sharpton, Darryl	ILB	12/31	Hip
Dobbins, Tim	ILB	1/4/13	Ankle

## 2013 (15)

Name	Pos.	Date	Injury
Lemon, Alec	WR	8/27	Hamstring
Bonner, Alan	WR	8/31	Hamstring
Williams, Trevardo	OLB	8/31	Knee
Williams, Brennan	T	8/31	Knee
Quessenberry, David	G	9/2	Foot
Daniels, Owen*	TE	10/6	Fibula
Bouye, A.J.	CB	10/13	Hamstring
Manning, Danieal	SS	10/13	Knee
Cushing, Brian	ILB	10/20	Knee
Foster, Arian	RB	11/3	Back
Graham, Garrett	TE	12/5	Hamstring
Tate, Ben	RB	12/15	Ribs
Joseph, Johnathan	CB	12/22	Toe
Karim, Deji	RB	12/22	Shoulder
Smelley, Brad	FB	12/22	Calf

## 2014 (12)

Name	Pos.	Date	Injury
Ballentine, Lonnie	S	8/25	Undisclosed
Bonner, Alan	WR	7/27	Foot
Bullough, Max	ILB	12/3	Hamstring
Clowney, Jadeveon	OLB	12/10	Knee
Fitzpatrick, Ryan	QB	12/16	Leg
Jamison, Tim	DE	12/12	Knee
Mallett, Ryan	QB	11/26	Pectoral
Nix III, Louis	NT	9/24	Wrist
Quessenberry, David	G	8/25	N/A
White, Cody	G	7/27	Achilles
Witzmann, Bryan	T	8/1	Undisclosed
Yeatman, Will	T	8/31	Concussion

## 2015 (14)

Name	Pos.	Date	Injury
Adams, Jeff	T	9/21	Knee
Ballentine, Lonnie	S	10/19	Leg
Brown, Duane	T	1/5/16	Leg
Cliett, Reshard	LB	8/4	Knee
Denham, Anthony	TE	9/2	Shoulder
Foster, Arian	RB	10/27	Achilles
Griffin, Ryan*	TE	9/16 - 11/3	Knee
James, Charles	CB	12/28	Foot
Mancz, Greg	C	11/4	Knee
McFarland, Mike	TE	8/20	Knee
Quessenberry, David**	G	8/25	N/A
Savage, Tom	QB	9/5	Shoulder
Slade, Chad	G	9/5	Back
Thompson, Carlos	OLB	9/30	Elbow
Yates, T.J.	QB	12/21	Knee

## 2016 (15)

Name	Pos.	Date	Injury
Ballentine, Lonnie	S	11/12	Leg
Dillon, K.J.	S	10/19	Knee
Drummond, Kurtis	S	8/30	Leg
Fairbairn, Ka'imi	K	8/30	Quad
Johnson, Kevin	CB	10/22	Foot
Martin, Nick	C	8/30	Ankle
Miller, Braxton	WR	12/13	Shoulder
Newton, Derek	T	10/26	Knees
Quessenberry, David**	G	5/31	N/A
Rivers, Gerald	OLB	8/31	Undisclosed
Scarlett, Brennan*	OLB	10/19-12/17	Hamstring
Still, Devon	DE	10/5	Foot
Strong, Jaelen	WR	12/10	Ankle
Washington Jr., Tony	OLB	9/4	Chest
Watt, J.J.	DE	9/28	Back

## 2017 (19)

Name	Pos.	Date	Injury
Clark, Chris	T	11/29	Ankle
Covington, Christian	DE	11/1	Biceps
Ellington, Bruce	WR	12/5	Hamstring
Ervin, Tyler	RB	10/4	Knee
Fiedorowicz, C.J.	TE	12/5	Concussion
Foreman, D'Onta	RB	11/22	Achilles
Godin, Matthew	DE	9/3	Knee
Gray, Deanté	WR	8/3	Knee
Griffin, Ryan	TE	11/10	Concussion
Heeney, Ben	ILB	11/29	Hamstring
Martin, Nick	C	12/19	Ankle
Mercilus, Whitney	OLB	10/11	Chest
Moore, Corey	S	12/27	Knee
Pruitt, MyCole	TE	12/19	Calf
Reader, D.J.	NT	12/19	Knee
Savage, Tom	QB	12/23	Concussion
Scarlett, Brennan	OLB	12/4	Foot
Watson, Deshaun	QB	11/3	Knee
Watt, J.J.	DE	10/11	Leg

\* Designated for return

\*\*Reserve/Non-Football Illness

# ALL-TIME COACHES

Coach	Position	Season
Barrett, Danny	Running Backs	2018
Bayless, Martin	Assistant Defensive Backs	2006-07
Bell, Brian	Assistant Strength & Conditioning	2015-17
Benton, John	Offensive Line	2006-13
Bernhardt, Jim	Director of Football Research	2014-17
Bowen, Shane	Defensive Assistant	2016-17
Brown, Kippy	Wide Receivers	2002-05
Bush, Frank	Senior Defensive Assistant	2007-08
	Defensive Coordinator	2009-10
Butler, John	Secondary	2014-17
Calhoun, Troy	Offensive Coordinator/Quarterbacks	2006
<b>CAPERS, DOM</b>	<b>HEAD COACH</b>	<b>2002-05</b>
Carter, Perry	Defensive Assistant	2006-09
	Assistant Defensive Backs	2010-13
Colman, Doug	Assistant Special Teams Coordinator	2014-17
Crennel, Romeo	Defensive Coordinator	2014-16, 2018
	Assistant Head Coach/Defense	2017-18
Dennison, Rick	Offensive Coordinator	2010-13
Devlin, Mike	Offensive Line	2015-18
Dorrell, Karl	Quarterbacks	2012-13
Dunn, Paul	Offensive Line	2014
Eubanks, Mike	Assistant Strength & Conditioning	2018
Fangio, Vic	Defensive Coordinator	2002-05
Fisch, Jedd	Defensive Quality Control	2002-03
Fitzgerald, Craig	Head Strength & Conditioning	2014-17
Franklin, Jethro	Defensive Line	2007-08
George, Jason	Assistant Strength & Conditioning	2018
Gibbs, Alex	Assistant Head Coach/Offense	2008-09
Gibbs, David	Defensive Backs Coach	2009-10
Godsey, George	Quarterbacks	2014
	Offensive Coordinator	2015-16
Grantham, Todd	Defensive Line	2002-04
Hammerschmidt, Dan	Offensive Assistant	2012-13
Harris, Chick	Running Backs	2002-13
Hayes, Sean	Assistant Strength & Conditioning	2014-15
Herring, Reggie	Linebackers	2002-03, 11-13
Hightower, Richard	Administrative Coord., Coaching	2006-07
	Special Teams Assistant	2008
Hixon, Stan	Wide Receivers	2014-15
Holland, Johnny	Linebackers	2006-10
Hoke, Jon	Defensive Backs	2002-08
Izzo, Larry	Special Teams Coordinator	2016-17
Jones, Ian	Assistant Strength & Conditioning	2016-17
Joseph, Vance	Defensive Backs	2011-13
Karmelowicz, Bob	Defensive Line	2006
	Special Assistant to the Head Coach	2007-08
Kelly, Tim	Offensive Quality Control	2014-15
	Offensive Quality Control/Asst. Off. Line	2016
	Tight Ends	2017-18
King, Bobby	Defensive Assistant	2011
	Asst. Linebackers	2012-13
	Linebackers	2017-18
Kirksey, Larry	Wide Receivers	2007-13
Knapp, Greg	Quarterbacks	2010-11
Kollar, Bill	Asst. Head Coach/Defensive Line	2009-13
	Defensive Line	2014
<b>KUBIAK, GARY</b>	<b>HEAD COACH</b>	<b>2006-13</b>
LaFleur, Matt	Offensive Assistant	2008-09
Lawing, Will	Defensive Quality Control	2014-16
	Offensive Assistant/Offensive Line	2017-18
Ligaschesky, Bob	Special Teams Assistant	2013
	Special Teams Coordinator	2014-15
London, Charles	Running Backs	2014-17
Lubick, Marc	Offensive Assistant	2010-11
	Assistant Wide Receivers	2012-13
Lynn, D'Anton	Assistant Secondary	2018

Coach	Position	Season
Marciano, Joe	Special Teams Coordinator	2002-13
Marciano, Tony	Offensive Line	2002-03
	Tight Ends	2004-05
Marshall, Steve	Assistant Offensive Line	2002-05
	Offensive Line	2005
Matthews, Bruce	Offensive Assistant	2009-10
McDaniel, Mike	Offensive Assistant	2006-08
Midget, Anthony	Assistant Secondary	2014-17
	Secondary	2018
<b>O'BRIEN, BILL</b>	<b>HEAD COACH</b>	<b>2014-18</b>
O'Hara, Pat	Offensive Assistant	2015-16
	Offensive Assistant/Quarterbacks	2017
O'Donnell, Matt	Defensive Quality Control	2018
Oden, Tony	Assistant Defensive Backs	2004-05
Olivadotti, Tom	Linebackers	2004-05
Pagano, John	Senior Defensive Asst./Outside Linebackers	2018
Palmer, Chris	Offensive Coordinator	2002-05
Pariani, Brian	Tight Ends	2006-13
Pasqualoni, Paul	Defensive Line	2015
Pendry, Joe	Offensive Line	2004-05
	Offensive Coordinator	2005
Perry, John	Tight Ends	2014-16
	Wide Receivers	2017-18
<b>PHILLIPS, WADE</b>	<b>Defensive Coordinator</b>	<b>2011-13</b>
	<b>INTERIM HEAD COACH</b>	<b>2013</b>
Pleasant, Anthony	Assistant Strength & Conditioning	2014
	Defensive Assistant	2015
Pollack, Frank	Assistant Offensive Line	2008-11
Rhodes, Ray	Assistant Defensive Backs	2008
	Senior Defensive Assistant	2009-10
Richesson, Luke	Senior Director of Sports Performance	2018
Riley, Dan	Head Strength & Conditioning	2002-08
Roman, Greg	Tight Ends	2002-03
	Quarterbacks	2004-05
Ryan, Jim	Offensive Assistant	2011
	Assistant Offensive Line	2012-13
Ryan, Sean	Wide Receivers	2016
	Quarterbacks	2017-18
Saleh, Robert	Defensive Assistant	2006-08
	Assistant Linebackers	2009-10
Schiotz, Matt	Assistant Strength & Conditioning	2009-13
Seely, Brad	Special Teams Coordinator	2018
Shanahan, Kyle	Wide Receivers	2006
	Quarterbacks	2007
	Offensive Coordinator/Quarterbacks	2008-09
Sherman, Mike	Assistant Head Coach/Offense	2006
	Assistant Head Coach/Offensive Coordinator	2007
Simien, Tracy	Assistant Defensive Line	2006
Smith, Cedric	Head Strength & Conditioning	2010-13
Smith, Richard	Defensive Coordinator	2006-08
Smith, Tracy	Assistant Special Teams	2018
Stewart, Brian	Assistant Defensive Backs	2002-03
Sutulovich, Eric	Assistant Special Teams	2002-05
Voltaire, Billy	Asst. Strength & Conditioning/Performance	2018
Vrabel, Mike	Linebackers	2014-16
	Defensive Coordinator	2017
Weaver, Anthony	Defensive Line	2016-18
Welker, Wes	Offensive/Special Teams Assistant	2017-18
Wright, Ray	Assistant Strength & Conditioning	2002-08
	Head Strength & Conditioning	2009
Zgonina, Jeff	Assistant Defensive Line	2013

\***BOLD** indicates head coaches.



# TEXANS TRADE HISTORY

Date	Terms
March 4, 2002:	Traded QB <b>Danny Wuerffel</b> to Washington in exchange for DT <b>Jerry Deloach</b> .
March 25, 2002:	Traded a 2002 seventh-round pick (212th overall) to Pittsburgh as compensation for restricted free agent K <b>Kris Brown</b> .
March 28, 2002:	Traded a 2003 conditional pick to St. Louis in exchange for CB <b>Jacoby Shepherd</b> .
April 17, 2002:	Traded RB <b>Charlie Rogers</b> to Buffalo in exchange for LB <b>Jay Foreman</b> .
April 21, 2002:	Traded a 2002 fourth-round pick (116th overall) to Atlanta in exchange for a 2003 third-round pick (88th overall - <b>Dave Ragone</b> ).
March 6, 2003:	Traded a 2003 fifth-round pick (154th overall) to New England in exchange for T <b>Greg Randall</b> .
April 26, 2003:	Traded a 2003 second-round pick (36th overall) and fourth-round pick (117th overall) to New England in exchange for a 2003 second-round pick (41st overall - <b>Bennie Joppru</b> ) and third-round pick (75th overall - <b>Seth Wand</b> ).
April 26, 2003:	Traded a 2003 third-round pick (83rd overall) and seventh-round pick (262nd overall) to Oakland in exchange for a 2004 second-round pick (supplemental - <b>Tony Hollings</b> ).
April 27, 2003:	Traded a 2003 fifth-round pick (138th overall) to Indianapolis in exchange for a 2004 fourth-round pick (122nd overall - <b>Glenn Earl</b> ).
March 19, 2004:	Traded QB <b>Drew Henson</b> to Dallas in exchange for a 2005 third-round pick (73rd overall - <b>Vernand Morency</b> ).
April 24, 2004:	Traded a 2004 second-round pick (40th overall), third-round pick (71st overall), fourth-round pick (103rd overall) and fifth-round pick (138th overall) to Tennessee in exchange for a 2004 first-round pick (27th overall - <b>Jason Babin</b> ) and fifth-round pick (159th overall - traded).
April 25, 2004:	Traded a 2004 fifth-round pick (159th overall) to Jacksonville in exchange for a 2004 sixth-round pick (175th overall - <b>Jammal Lord</b> ) and seventh-round pick (210th overall - <b>Raheem Orr</b> ).
April 20, 2005:	Traded a 2005 second-round pick (47th overall) and third-round pick (78th overall) to Oakland in exchange for CB <b>Phillip Buchanon</b> .
April 23, 2005:	Traded a 2005 first-round pick (13th overall) to New Orleans in exchange for a 2005 first-round pick (16th overall - <b>Travis Johnson</b> ) and a 2006 third-round pick (66th overall - <b>T Eric Winston</b> ).
April 6, 2006:	Traded a 2006 fifth-round pick (134th overall) to Buffalo in exchange for WR <b>Eric Moulds</b> .
July 27, 2006:	Traded a 2007 conditional pick to San Francisco in exchange for QB <b>Cody Pickett</b> .
Sept. 13, 2006:	Traded RB <b>Vernand Morency</b> to Green Bay in exchange for RB <b>Samkon Gado</b> .
March 22, 2007:	Traded a 2007 first-round pick (eighth overall), a 2007 second-round pick (39th overall) and a 2008 second-round pick (48th overall) to Atlanta in exchange for QB <b>Matt Schaub</b> and a 2007 first-round pick (10th overall - <b>Amobi Okoye</b> ).
April 29, 2007:	Traded a 2007 fourth-round draft pick (107th overall) to New Orleans in exchange for a 2007 fourth-round pick (123rd overall - <b>Fred Bennett</b> ) and fifth-round pick (163rd overall - <b>Brandon Frye</b> ).
March 17, 2008:	Traded a 2008 sixth-round pick (183rd overall) to Denver in exchange for C <b>Chris Myers</b> .
April 26, 2008:	Traded a 2008 first-round pick (18th overall) to Baltimore in exchange for a 2008 first-round pick (26th overall - <b>Duane Brown</b> ), third-round pick (89th overall - <b>Steve Slaton</b> ) and sixth-round pick (173rd overall - <b>Dominique Barber</b> ).
Feb. 27, 2009:	Traded QB <b>Sage Rosenfels</b> to Minnesota in exchange for a 2009 fourth-round pick (122nd overall - TE <b>Anthony Hill</b> ).
Aug. 31, 2009:	Traded DT <b>Travis Johnson</b> to San Diego in exchange for a 2010 sixth-round pick (197th overall - WR <b>Trindon Holliday</b> ).
April 23, 2010:	Traded a 2010 second-round pick (51st overall) to Minnesota in exchange for a 2010 second-round pick (62nd overall - traded) and third-round pick (93rd overall - traded).
April 23, 2010:	Traded a 2010 second-round pick (62nd overall) and fifth-round pick (150th overall) to New England in exchange for a 2010 second-round pick (58th overall - RB <b>Ben Tate</b> ).
April 24, 2010:	Traded a 2010 third-round pick (93rd overall) to Kansas City in exchange for a 2010 fourth-round pick (102nd overall - LB <b>Darryl Sharpton</b> ) and fifth-round pick (144th overall - CB <b>Sherrick McManis</b> ).
April 29, 2011:	Traded a 2011 third-round pick (73rd overall) and fifth-round pick (138th overall) to New England in exchange for a 2011 second-round pick (60th overall - CB <b>Brandon Harris</b> ).
April 30, 2011:	Traded a 2011 fourth-round pick (105th overall) and sixth-round pick (178th overall) to Washington in exchange for a 2011 fourth-round pick (127th overall - CB <b>Roc Carmichael</b> ) and two fifth-round picks (144th overall - S <b>Shiloh Keo</b> & 152nd overall - QB <b>T.J. Yates</b> ).
Oct. 12, 2011:	Traded a 2012 conditional seventh-round pick to the N.Y. Jets in exchange for WR <b>Derrick Mason</b> .
March 20, 2012:	Traded ILB <b>DeMeco Ryans</b> and a 2012 third-round pick (88th overall) to Philadelphia in exchange for a 2012 third-round pick (76th overall - G <b>Brandon Brooks</b> ) and a fourth-round pick (99th overall - C <b>Ben Jones</b> ).
April 27, 2012:	Traded a 2012 second-round pick (58th overall) and seventh-round pick (233rd overall) to Tampa Bay in exchange for a 2012 third-round pick (68th overall - WR <b>DeVier Posey</b> ) and fourth-round pick (126th overall - DE <b>Jared Crick</b> ).
Aug. 31, 2012:	Traded CB <b>Sherrick McManis</b> to Chicago in exchange for FB <b>Tyler Clutts</b> .
April 27, 2013:	Traded a 2013 fifth-round pick (160th overall) to St. Louis in exchange for two sixth-round picks (184th overall - traded & 198th overall - NT <b>Chris Jones</b> ).
April 27, 2013:	Traded a 2013 sixth-round pick (184th overall) and seventh-round pick (233rd overall) to Oakland in exchange for a 2013 sixth-round pick (176th overall - G <b>David Quessenberry</b> ).
Aug. 12, 2013:	Traded WR <b>Jeff Maehl</b> to Philadelphia in exchange for T <b>Nate Menkin</b> .
March 21, 2014:	Traded QB <b>Matt Schaub</b> to Oakland in exchange for a 2014 sixth-round pick (181st overall - RB <b>Alfred Blue</b> ).
May 9, 2014:	Traded a 2014 fourth-round pick (101st overall) and fifth-round pick (141st overall) to Philadelphia in exchange for a 2014 third-round pick (83rd overall - NT <b>Louis Nix</b> ).
June 19, 2014:	Traded QB <b>T.J. Yates</b> to Atlanta in exchange for ILB <b>Akeem Dent</b> .
Aug. 31, 2014:	Traded a 2016 conditional seventh-round pick (243rd overall) to New England in exchange for QB <b>Ryan Mallett</b> .
March 11, 2015:	Traded QB <b>Ryan Fitzpatrick</b> to the N.Y. Jets in exchange for a 2016 conditional sixth-round pick (195th overall - traded).
March 11, 2015:	Traded QB <b>Case Keenum</b> to St. Louis in exchange for a 2016 conditional seventh-round pick (235th overall - traded).
May 1, 2015:	Traded a 2015 second-round pick (51st overall), fourth-round pick (116th overall) and sixth-round pick (195th overall) to Cleveland in exchange for a 2015 second-round pick (43rd overall - ILB <b>Benardrick McKinney</b> ) and seventh-round pick (229th overall - traded).
May 1, 2015:	Traded WR <b>DeVier Posey</b> , a 2015 third-round pick (82nd overall), fifth-round pick (152nd overall) and seventh-round pick (229th overall) to the N.Y. Jets in exchange for a 2015 third-round pick (70th overall - WR <b>Jaalen Strong</b> ).
Aug. 31, 2015:	Traded a 2016 seventh-round pick (235th overall) to Denver in exchange for T <b>Chris Clark</b> .
Sept. 2, 2015:	Traded TE <b>Khari Lee</b> to Chicago in exchange for a 2017 sixth-round pick (188th overall - traded).
Sept. 17, 2015:	Traded WR <b>Keshawn Martin</b> and a 2016 sixth-round pick (196th overall) to New England in exchange for a 2016 fifth-round pick (166th overall - NT <b>D.J. Reader</b> ).
April 28, 2016:	Traded a 2016 first-round pick (22nd overall) and a 2017 sixth-round pick (209th overall) to Washington in exchange for a 2016 first-round pick (21st overall - WR <b>Will Fuller V</b> ).
April 29, 2016:	Traded a 2016 second-round pick (52nd overall) and sixth-round pick (195th overall) to Atlanta in exchange for a 2016 second-round pick (50th overall - C <b>Nick Martin</b> ).
March 9, 2017:	Traded QB <b>Brock Osweiler</b> , a 2018 second-round pick (35th overall) and a 2017 sixth-round pick (188th overall) to Cleveland in exchange for a 2017 fourth-round compensatory pick (142nd overall - DE <b>Carlos Watkins</b> ).
April 27, 2017:	Traded a 2017 first-round pick (25th overall) and a 2018 first-round pick (fourth overall) to Cleveland in exchange for a 2017 first-round pick (12th overall - QB <b>Deshaun Watson</b> ).
Oct. 30, 2017:	Traded T <b>Duane Brown</b> and a 2018 fifth-round pick (141st overall) to Seattle in exchange for a 2018 third-round pick (80th overall - T <b>Martinas Rankin</b> ) and a 2019 second-round pick.

# TEXANS FREE AGENCY HISTORY

## 2002

### Players Signed (17):

March 6: C/G Steve McKinney, Indianapolis  
 March 7: LB Kailee Wong, Minnesota  
 March 10: WR Corey Bradford, Green Bay  
 March 15: RB James Allen, Chicago; LB Greg Jones, Chicago  
 March 25: K Kris Brown, Pittsburgh (restricted)  
 March 26: WR Tony Simmons, Indianapolis  
 April 3: T Jimmy Herndon, Chicago  
 April 5: SS Chris Carter, Cincinnati  
 April 8: QB Kent Graham, Washington; CB Jason Simmons, Pittsburgh  
 April 9: G DeMingo Graham, San Diego; TE Kaseem Sinceno, Chicago  
 April 10: TE Rod Rutledge, New England  
 April 18: LB Jeff Posey, Jacksonville  
 April 25: LB Robert Jones, Washington  
 May 9: LB Allen Aldridge, Detroit

### Players Lost (0):

None

## 2003

### Players Signed (15):

March 1: T/G Zach Wiegert, Jacksonville  
 March 4: LB Jay Foreman, Houston  
 March 11: DE Corey Sears, Houston; FS Kevin Williams, Houston  
 March 17: SS Eric Brown, Houston  
 March 18: CB Pat Dennis, Houston (restricted); QB Mike Quinn, Houston  
 March 21: CB Jason Simmons, Houston  
 March 25: WR JaJuan Dawson, Houston (restricted)  
 March 27: T Jimmy Herndon, Houston  
 April 2: LB Charlie Clemons, New Orleans; CB Kenny Wright, Houston  
 April 4: QB Tony Banks, Houston  
 April 9: RB Stacey Mack, Jacksonville  
 April 25: G Ryan Schau, Houston

### Players Lost (4):

Feb. 28: LB Jeff Posey, Buffalo  
 March 5: T Ryan Young, Dallas  
 March 14: LB Keith Mitchell, Jacksonville  
 March 28: G Cameron Spikes, Arizona

## 2004

### Players Signed (14):

March 3: DE Gary Walker, Houston  
 March 4: DT Robaire Smith, Tennessee; T Todd Wade, Miami;  
 G/C Todd Washington, Houston  
 March 11: CB Jason Simmons, Houston  
 March 16: LB DaShon Polk, Buffalo  
 March 22: TE Mark Bruener, Pittsburgh; DE Corey Sears, Houston  
 March 23: TE Jabari Holloway, Houston (restricted)  
 March 30: FS Pat Dennis, Houston  
 April 19: FB Moran Norris, Houston (restricted)  
 April 20: CB Darrick Vaughn, Houston (restricted)  
 April 22: CB Jason Bell, Houston (restricted)  
 April 28: DE Jerry Deloach, Houston (restricted)

### Players Lost (5):

March 4: FB Greg Comella, Tampa Bay; LB Steve Foley, San Diego  
 March 6: DT Steve Martin, Minnesota  
 March 10: QB Mike Quinn, Denver  
 April 20: T Greg Randall, San Francisco

## 2005

### Players Signed (20):

March 3: LB Morlon Greenwood, Miami; DT Seth Payne, Houston  
 March 5: CB Jason Bell, Houston; FB Moran Norris, Houston  
 March 9: CB Lewis Sanders, Cleveland; DE Corey Sears, Houston;  
 CB Jason Simmons, Houston  
 March 10: DE Jerry Deloach, Houston  
 March 17: QB Tony Banks, Houston; LB Frank Chamberlin, Cincinnati  
 March 23: T Garrick Jones, Houston (restricted)  
 April 11: WR Corey Bradford, Houston; RB Jonathan Wells, Houston  
 April 12: LB Troy Evans, Houston (restricted)  
 April 15: G Milford Brown, Houston (restricted)  
 April 18: KR Reggie Swinton, Detroit  
 May 3: LB Zeke Moreno, San Diego

May 13:

May 18:

June 8:

T Victor Riley, New Orleans  
 TE Marcellus Rivers, N.Y. Giants  
 WR Kevin Kasper, New England

### Players Lost (3):

March 10: FS Marlon McCree, Carolina  
 March 31: CB Kenny Wright, Jacksonville  
 June 7: T Marcus Spears, Cleveland

## 2006

### Players Signed (25):

March 11: FB Jameel Cook, Tampa Bay  
 March 12: QB Sage Rosenfels, Miami; DE Anthony Weaver, Baltimore  
 March 14: CB Chris McKenzie, Houston; P Filip Filipovic, Philadelphia  
 March 19: WR Kevin Walter, Cincinnati (restricted)  
 March 21: TE Jeb Putzier, Denver  
 March 23: LB Shantee Orr, Houston; LB Frank Chamberlin, Houston;  
 LB DaShon Polk, Houston; SS Ramon Walker, Houston  
 LB Sam Cowart, Minnesota; C Mike Flanagan, Green Bay;  
 LB Troy Evans, Houston  
 DE N.D. Kalu, Philadelphia  
 G David Loverne, Detroit  
 March 27: LB Wali Rainer, Detroit; WR Jake Schifino, New England  
 March 31: TE Ben Steele, Green Bay; WR Chris Doering, Pittsburgh;  
 April 4: FS Michael Stone, New England  
 April 10: T Brad Bedell, Green Bay  
 April 26: T Seth Wand, Houston (restricted)  
 April 27: RB Antowain Smith, New Orleans; T Ephraim Salaam,  
 May 8: Jacksonville

### Players Lost (6):

March 13: CB Jason Bell, N.Y. Giants; WR Corey Bradford, Detroit  
 March 16: WR Jabar Gaffney, Philadelphia  
 March 24: G Tyson Walter, Washington  
 May 6: RB Tony Hollings, Chicago  
 May 10: TE Marcellus Rivers, Oakland

## 2007

### Players Signed (18):

March 5: RB Ahman Green, Green Bay; DB Roc Alexander, Houston;  
 DE N.D. Kalu, Houston; T Ephraim Salaam, Houston  
 LB Danny Clark, New Orleans  
 P Chad Stanley, Houston  
 March 7: T Jordan Black, Kansas City  
 March 8: TE Mark Bruener, Houston  
 March 9: DT Jeff Zgonina, Miami  
 March 12: LB Shawn Barber, Philadelphia  
 March 15: RB Ron Dayne, Houston  
 March 21: FB Vonta Leach, Houston  
 March 23: CB Von Hutchinson, Houston  
 March 26: CB Jamar Fletcher, Detroit  
 April 3: WR André Davis, Buffalo  
 April 5: LB Shantee Orr, Houston  
 April 12: LB Charlie Anderson, Houston  
 April 20: SS Glenn Earl, Houston  
 April 23: SS Glenn Earl, Houston  
 April 27:

### Players Lost (5):

March 3: DE Antwan Peek, Cleveland  
 March 7: CB Lewis Sanders, Atlanta  
 April 6: QB David Carr, Carolina  
 April 10: LB Troy Evans, New Orleans  
 April 13: SS Michael Stone, N.Y. Giants

## 2008

### Players Signed (21):

March 1: WR André Davis, Houston; CB Jacques Reeves, Dallas  
 March 3: LB Kevin Bentley, Seattle  
 March 7: SS Glenn Earl, Houston  
 March 10: TE Mark Bruener, Houston  
 March 14: LB Chau Thompson, Cleveland  
 March 20: RB Chris Brown, Tennessee; S Will Demps, Houston;  
 DT N.D. Kalu, Houston  
 March 24: QB Quinn Gray, Jacksonville; P Matt Turk, Houston  
 March 27: RB Chris Taylor, Houston; WR Harry Williams, Houston;  
 CB Nick Ferguson, Denver  
 April 26: TE Joel Dreessen, Houston

# TEXANS FREE AGENCY HISTORY

May 10: G Fred Weary, Houston  
 May 19: CB Jimmy Williams, San Francisco; TE Ryan Krause, Green Bay  
 May 22: WR Tim Carter, Cleveland; WR Mark Simmons, San Diego  
 June 16: DE Roosevelt Colvin, New England

## Players Lost (6):

March 1: LB Charlie Anderson, Miami  
 March 2: S Von Hutchinson, Atlanta  
 March 4: TE Jeb Putzier, Seattle  
 March 13: LB Danny Clark, N.Y. Giants  
 March 20: S Michael Boulware, Minnesota  
 April 4: WR/KR Jerome Mathis, Washington

## **2009**

### Players Signed (12):

Feb. 27: DE Stanley McClover, Houston; C Chris White, Houston; FS Eugene Wilson, Houston  
 March 1: DE Antonio Smith, Arizona; QB Dan Orlovsky, Detroit  
 March 4: TE Joel Dreessen, Houston  
 March 12: S Nick Ferguson, Houston  
 March 13: WR David Anderson, Houston  
 March 30: DT Shaun Cody, Detroit  
 April 6: LB Cato June, Tampa Bay  
 April 7: T Rashad Butler, Houston; LB Buster Davis, Indianapolis

### Players Lost (2):

March 4: SS C.C. Brown, N.Y. Giants  
 April 2: CB DeMarcus Faggins, Tennessee

## **2010**

### Players Signed (18):

Jan. 11: QB John David Booty, Minnesota  
 March 8: P Matt Turk, Houston; WR Kevin Walter, Houston  
 March 16: G Wade Smith, Kansas City  
 March 26: DE Tim Bulman, Houston  
 March 31: LB DeMeco Ryans, Houston  
 April 2: SS Bernard Pollard, Houston  
 April 6: RB Ryan Moats, Houston  
 April 7: K Neil Rackers, Arizona  
 April 14: T Rashad Butler, Houston; C Chris White, Houston  
 April 26: TE Michael Gaines, Cleveland  
 April 29: LS Jon Weeks  
 May 12: LB Danny Clark, N.Y. Giants  
 June 11: TE Owen Daniels, Houston  
 June 16: TE Derek Fine, Buffalo  
 June 17: FB Justin Griffith, Seattle; WR Bobby Williams, Minnesota

### Players Lost (2):

March 5: CB Dunta Robinson, Atlanta  
 March 17: QB Rex Grossman, Washington

## **2011**

### Players Signed (13):

July 29: G Mike Brisiel, Houston (restricted); DE Tim Bulman, Houston; T Rashad Butler, Houston; RB Arian Foster, Houston; WR Jacoby Jones, Houston; CB Johnathan Joseph, Cincinnati; QB Matt Leinart, Houston; DE Damione Lewis, Houston; FS Danieal Manning, Chicago; G Kasey Studdard, Houston  
 August 2: P Brad Maynard, Chicago  
 August 3: FB Lawrence Vickers, Cleveland  
 August 7: ILB Tim Dobbins, Miami

### Players Lost (6):

July 30: LB Zac Diles, St. Louis  
 July 31: FB Vonta Leach, Baltimore; P Matt Turk, Jacksonville  
 August 4: S Bernard Pollard, Baltimore  
 August 5: DE Mark Anderson, New England  
 August 24: LB Kevin Bentley, San Diego

## **2012**

### Players Signed (10):

March 17: C Chris Myers, Houston  
 March 30: P Donnie Jones, St. Louis  
 April 5: S Quintin Demps, Houston  
 April 13: ILB Tim Dobbins, Houston; ILB Bradie James, Dallas  
 May 8: K Shayne Graham, Baltimore

May 11: QB John Beck, Washington  
 June 4: CB Alan Ball, Dallas; RB Justin Forsett, Seattle  
 June 14: FB Moran Norris, San Francisco

### Players Lost (5):

March 15: OLB Mario Williams, Buffalo  
 March 16: G Mike Brisiel, Oakland  
 March 19: CB Jason Allen, Cincinnati  
 March 23: TE Joel Dreessen, Denver  
 April 30: K Neil Rackers, Washington

## **2013**

### Players Signed (9):

March 15: T Andrew Gardner, Houston  
 March 20: CB Brice McCain, Houston  
 March 22: S Ed Reed, Baltimore  
 March 23: P Shane Lechler, Oakland  
 March 27: FB Greg Jones, Jacksonville  
 April 8: T Ryan Harris, Houston  
 April 12: ILB Tim Dobbins, Houston  
 May 15: C Tyler Horn, Tennessee; RB Deji Karim, Indianapolis

### Players Lost (8):

March 12: TE James Casey, Philadelphia  
 March 13: S Glover Quin, Detroit  
 March 14: OLB Connor Barwin, Philadelphia  
 March 15: CB Alan Ball, Jacksonville; RB Justin Forsett, Jacksonville  
 March 25: P Donnie Jones, Philadelphia  
 April 15: K Shayne Graham, Cleveland  
 May 8: T Rashad Butler, Cleveland

## **2014**

### Players Signed (7):

March 14: TE Garrett Graham, Houston  
 March 18: NT Jerrell Powe, Kansas City  
 March 21: QB Ryan Fitzpatrick, Tennessee; S Kendrick Lewis, Kansas City  
 March 28: S Chris Clemons, Miami  
 April 7: RB Andre Brown, N.Y. Giants  
 April 15: DE Ricardo Mathews, Indianapolis

### Players Lost (9):

March 12: OLB Bryan Braman, Philadelphia; ILB Joe Mays, Kansas City; NT Terrell McClain, Dallas; NT Earl Mitchell, Miami  
 March 14: DE Antonio Smith, Oakland; ILB Darryl Sharpton, Washington  
 March 15: RB Ben Tate, Cleveland  
 March 31: T Andrew Gardner, Philadelphia  
 April 8: WR Lestar Jean, Minnesota

## **2015**

### Players Signed (16):

March 9: CB Kareem Jackson, Houston; WR Damaris Johnson, Houston; T Derek Newton, Houston  
 March 10: QB Ryan Mallett, Houston; S Eddie Pleasant, Houston; ILB Jeff Tarpinian, Houston  
 March 11: QB Brian Hoyer, Cleveland  
 March 12: FS Rahim Moore, Denver  
 March 16: NT Vince Wilfork, New England  
 March 16: WR Cecil Shorts III, Jacksonville  
 March 24: ILB Akeem Dent, Houston  
 April 1: WR Nate Washington, Tennessee  
 April 9: G Cody White, Houston  
 April 29: RB Chris Polk, Philadelphia  
 May 1: S Stevie Brown, N.Y. Giants  
 June 2: NT Brandon Deaderick, New Orleans

### Players Lost (2):

March 10: OLB Brooks Reed, Atlanta  
 March 27: FS Kendrick Lewis, Baltimore



## TEXANS FREE AGENCY HISTORY

### 2016

#### Players Signed (16):

March 7: G/T Jeff Adams, Houston; CB Charles James, Houston  
 March 8: P Shane Lechler, Houston; S Eddie Pleasant, Houston; K Nick Novak, Houston; T Chris Clark, Houston  
 March 10: QB Brock Osweiler, Denver; RB Lamar Miller, Miami; G Jeff Allen, Kansas City; C Tony Bergstrom, Oakland  
 March 16: S Antonio Allen, N.Y. Jets  
 March 18: RB Jonathan Grimes, Houston  
 March 28: CB A.J. Bouye, Houston  
 March 29: QB Brandon Weeden, Houston  
 April 6: OLB John Simon, Houston  
 April 7: S Quintin Demps, Houston

#### Players Lost (6):

March 3: TE Garrett Graham, Denver; S Rahim Moore, Cleveland  
 March 10: C Ben Jones, Tennessee; G Brandon Brooks, Philadelphia  
 March 24: WR Nate Washington, New England  
 April 19: QB Brian Hoyer, Chicago

### 2017

#### Players Signed (5):

March 9: P Shane Lechler, Houston; K Nick Novak, Houston  
 March 13: TE Ryan Griffin, Houston  
 May 16: T Breno Giacomini, N.Y. Jets  
 June 5: ILB Sio Moore, Arizona

#### Players Lost (5):

March 9: CB A.J. Bouye, Jacksonville; S Quintin Demps, Chicago  
 March 10: OLB John Simon, Indianapolis; S Don Jones, San Francisco  
 March 17: G Oday Aboushi, Seattle

### 2018

#### Players Signed (16):

March 15: CB Aaron Colvin, Jacksonville; C/G Zach Fulton, Kansas City; T Seantrel Henderson, Buffalo; G Senio Kelemete, New Orleans; DE Angelo Blackson, Houston; WR Bruce Ellington, Houston; CB Johnathan Joseph, Houston; ILB Brian Peters, Houston  
 March 16: CB Johnson Bademosi, New England  
 March 19: S Tyrann Mathieu, Arizona  
 March 20: ILB Josh Keyes, Cleveland  
 March 26: ILB Ben Heeney, Houston  
 March 29: QB Brandon Weeden, Tennessee  
 April 5: QB Joe Webb III, Buffalo  
 April 16: C/G Greg Mancz, Houston  
 April 30: RB Alfred Blue, Houston

#### Players Lost (5):

March 15: S Marcus Gilchrist, Oakland  
 March 19: QB Josh Johnson, Oakland  
 March 22: T Breno Giacomini, Oakland  
 March 27: G Xavier Su'a-Filo, Tennessee  
 April 19: CB Marcus Williams, Arizona

## TEXANS IN PRIMETIME

The Texans have appeared in 34 primetime games (including Thanksgiving) and have posted a record of 11-23. Houston is scheduled to appear in four primetime games in 2018, including appearing on Monday Night Football for an AFC South-leading seventh straight season.

Year (No.)	Date	Opponent	Network	Result	Attendance
2002 (1)	Sunday, Sept. 8	Dallas	ESPN	W, 19-10	69,604
2004 (1)	Sunday, Nov. 21	Green Bay	ESPN	L, 16-13	70,769
2005 (2)	Sunday, Oct. 16	at Seattle	ESPN	L, 42-10	66,196
	Sunday, Nov. 20	Kansas City	ESPN	L, 45-17	70,481
2007 (1)	Thursday, Dec. 13	Denver	NFL Network	W, 31-13	70,747
2008 (1)	Monday, Dec. 1	Jacksonville	ESPN	W, 30-17	70,809
2009 (1)	Monday, Nov. 23	Tennessee	ESPN	L, 20-17	71,153
2010 (3)	Monday, Nov. 1	at Indianapolis	ESPN	L, 30-17	66,363
	Thursday, Dec. 1	at Philadelphia	NFL Network	L, 34-24	69,144
	Monday, Dec. 13	Baltimore	ESPN	L, 34-28	71,413
2011 (1)	Thursday, Dec. 22	at Indianapolis	NFL Network	L, 19-16	64,159
2012 (5)	Monday, Oct. 8	at N.Y. Jets	ESPN	W, 23-17	79,088
	Sunday, Oct. 14	Green Bay	NBC	L, 42-24	71,702
	Sunday, Nov. 11	Chicago	NBC	W, 13-6	62,410
	Thursday, Nov. 22	at Detroit	CBS	W, 34-31 (OT)	64,827
	Monday, Dec. 10	at New England	ESPN	L, 42-14	69,756
2013 (4)	Monday, Sept. 9	at San Diego	ESPN	W, 31-28	59,522
	Sunday, Oct. 6	at San Francisco	NBC	L, 34-3	69,732
	Sunday, Nov. 3	Indianapolis	NBC	L, 27-24	71,778
	Thursday, Dec. 5	Jacksonville	NFL Network	L, 27-20	60,414
2014 (2)	Thursday, Oct. 9	Indianapolis	NFL Network	L, 33-28	71,787
	Monday, Oct. 20	at Pittsburgh	ESPN	L, 30-23	56,375
2015 (3)	Thursday, Oct. 8	Indianapolis	CBS	L, 27-20	71,732
	Monday, Nov. 16	at Cincinnati	ESPN	W, 10-6	61,381
	Sunday, Dec. 13	New England	NBC	L, 27-6	71,908
2016 (5)	Thursday, Sept. 22	at New England	CBS/NFL Network/Twitter	L, 27-0	66,829
	Sunday, Oct. 16	Indianapolis	NBC	W, 26-23 (OT)	71,891
	Monday, Oct. 24	at Denver	ESPN	L, 27-9	76,865
	Monday, Nov. 21	at Oakland (Mexico City)	ESPN	L, 27-20	76,473
	Saturday, Dec. 24	Cincinnati	NFL Network	W, 12-10	71,836
2017 (4)	Thursday, Sept. 14	at Cincinnati	NFL Network	W, 13-9	52,942
	Sunday, Oct. 8	Kansas City	NBC	L, 42-34	71,835
	Monday, Nov. 27	at Baltimore	ESPN	L, 23-16	70,357
	Monday, Dec. 25	Pittsburgh	NBC/NFLN/Amazon	L, 34-6	71,842

## TEXANS IN OVERTIME

The Texans have gone to overtime 14 times in franchise history and have posted a 5-9 record in those contests. Houston is 3-6 in overtime games at NRG Stadium and 2-3 on the road.

### November 23, 2003 at Reliant Stadium

New England	23
Houston	20

Game winner- K Adam Vinatieri's 28-yard FG

### October 10, 2004 at Reliant Stadium

Minnesota	34
Houston	28

Game winner- WR Marcus Robinson's 50-yard TD reception

### November 27, 2005 at Reliant Stadium

St. Louis	33
Houston	27

Game winner- WR Kevin Curtis' 56-yard TD reception

### January 1, 2006 at Monster Park

Houston	17
San Francisco	20

Game winner- K Joe Nedney's 33-yard FG

### December 10, 2006 at Reliant Stadium

Tennessee	26
Houston	20

Game winner- QB Vince Young's 39-yard TD run

### September 28, 2008 at Jacksonville Municipal Stadium

Houston	27
Jacksonville	30

Game winner- K Josh Scobee's 37-yard FG

### September 19, 2010 at FedEx Field

Houston	30
Washington	27

Game winner- K Neil Rackers' 35-yard FG

### December 13, 2010 at Reliant Stadium

Baltimore	34
Houston	28

Game winner- CB Josh Wilson's 12-yard INT return for touchdown

### November 18, 2012 at Reliant Stadium

Jacksonville	37
Houston	43

Game winner- WR Andre Johnson's 48-yard TD reception

### November 22, 2012 at Ford Field

Houston	34
Detroit	31

Game winner- K Shayne Graham's 32-yard FG

### September 15, 2013 at Reliant Stadium

Tennessee	24
Houston	30

Game winner- WR DeAndre Hopkins' three-yard TD reception

### September 29, 2013 at Reliant Stadium

Houston	20
Seattle	23

Game winner- K Stephen Hauschka's 45-yard FG

### October 5, 2014 at AT&T Stadium

Houston	17
Dallas	20

Game winner- K Dan Bailey's 49-yard FG

### October 16, 2016 at NRG Stadium

Indianapolis	23
Houston	26

Game winner- K Nick Novak's 33-yard FG



K Nick Novak kicked a game-winning 33-yard field goal to beat the Indianapolis Colts on October 16, 2016 at NRG Stadium.

# TEXANS HONORS

## Associated Press Defensive Player of the Year

2012: DE J.J. Watt  
2014: DE J.J. Watt  
2015: DE J.J. Watt

## Associated Press All-Pro First Team

2005: KR Jerome Mathis  
2008: WR Andre Johnson  
2009: WR Andre Johnson  
2010: RB Arian Foster  
FB Vonta Leach  
2012: T Duane Brown  
DE J.J. Watt  
2013: DE J.J. Watt  
2014: DE J.J. Watt  
2015: DE J.J. Watt  
2017: WR DeAndre Hopkins

## Associated Press All-Pro Second Team

2007: LB DeMeco Ryans  
DE Mario Williams  
2011: T Duane Brown  
ILB Brian Cushing  
RB Arian Foster  
CB Johnathan Joseph  
2012: WR Andre Johnson  
2015: WR DeAndre Hopkins  
2016: DE/OLB Jadeveon Clowney  
OLB Whitney Mercilus  
ILB Benardrick McKinney

## Associated Press Rookie of the Year

2006: LB DeMeco Ryans (Defensive)  
2009: LB Brian Cushing (Defensive)

## Bert Bell Professional Football Player of the Year / Maxwell Football Club

2014: DE J.J. Watt

## NFL Pro Bowl

2003  
CB Aaron Glenn (3rd overall selection)  
DE Gary Walker (2nd overall selection)  
2005  
WR Andre Johnson (1st selection)  
2006  
WR Jerome Mathis (1st selection)  
2007  
WR Andre Johnson (2nd selection)  
2008  
LB DeMeco Ryans (1st selection)  
2009  
WR Andre Johnson (3rd selection)  
DE Mario Williams (1st selection)  
TE Owen Daniels (1st selection)  
2010  
LB Brian Cushing (1st selection)  
WR Andre Johnson (4th selection)  
LB DeMeco Ryans (2nd selection)  
QB Matt Schaub (1st selection)  
DE Mario Williams (2nd selection)  
2011  
RB Arian Foster (1st selection)  
WR Andre Johnson (5th selection)  
FB Vonta Leach (1st selection)  
RB Arian Foster (2nd selection)  
CB Johnathan Joseph (1st selection)  
C Chris Myers (1st selection)  
DE Antonio Smith (1st selection)  
2012  
T Duane Brown (1st selection)  
TE Owen Daniels (2nd selection)  
RB Arian Foster (3rd selection)  
WR Andre Johnson (6th selection)  
CB Johnathan Joseph (2nd selection)  
C Chris Myers (2nd selection)

QB Matt Schaub (2nd selection)  
LG Wade Smith (1st selection)  
DE J.J. Watt (1st selection)  
2013  
T Duane Brown (2nd selection)  
WR Andre Johnson (7th selection)  
DE J.J. Watt (2nd selection)  
2014  
RB Arian Foster (4th selection)  
DE J.J. Watt (3rd selection)  
2015  
WR DeAndre Hopkins (1st selection)  
DE J.J. Watt (4th selection)  
LS Jon Weeks (1st selection)  
2016  
DE/OLB Jadeveon Clowney (1st selection)  
2017  
DE/OLB Jadeveon Clowney (2nd selection)  
WR DeAndre Hopkins (2nd selection)

## NFL Pro Bowl Most Valuable Player

2010: QB Matt Schaub  
2015: DE J.J. Watt (Defensive)  
\*Began naming Offensive and Defensive MVP in 2014

## Kansas City 101 AFC Coach of the Year

2011: Gary Kubiak

## Kansas City 101 AFC Defensive Player of the Year

2012: DE J.J. Watt  
2014: DE J.J. Watt  
2015: DE J.J. Watt

## Associated Press

### NFL Player of the Week

2007: DE Mario Williams (Sept. 9)  
K Kris Brown (Oct. 7)  
2008: WR Andre Johnson (Oct. 26)

### AFC Player of the Month

2002  
P Chad Stanley (Special Teams, Sept.)  
2003  
CB Marcus Coleman (Defense, Sept.)  
2008  
WR Andre Johnson (Offense, Oct.)  
2010  
RB Arian Foster (Offense, Sept.)  
2011  
RB Arian Foster (Offense, Oct.)  
OLB Connor Barwin (Defense, Nov.)  
2012  
DE J.J. Watt (Defense, Sept.)  
WR Andre Johnson (Offense, Nov.)  
DE J.J. Watt (Defense, Dec.)  
2014  
DE J.J. Watt (Defense, Sept.)  
DE J.J. Watt (Defense, Dec.)  
2015  
DE J.J. Watt (Defense, Nov.)  
OLB Whitney Mercilus (Defense, Dec.)  
2016  
S Quintin Damps (Defense, Dec.)  
2017  
QB Deshaun Watson (Offense, Oct.)

### NFL Player of the Month

2007  
WR/KR André Davis (Special Teams, Dec.)

### AFC Player of the Week

2002  
CB Aaron Glenn (Defense, Dec. 8)  
WR Avion Black (Special Teams, Dec. 15)

2003  
P Chad Stanley (Special Teams, Nov. 2)  
2004  
K Kris Brown (Special Teams, Sept. 26)  
2005  
WR Jerome Mathis (Special Teams, Oct. 30)  
2006  
WR Andre Johnson (Offense, Oct. 1)  
LB DeMeco Ryans (Defense, Dec. 3)  
K Kris Brown (Special Teams, Dec. 24)  
2007  
DE Mario Williams (Defense, Sept. 9)  
K Kris Brown (Special Teams, Oct. 7)  
WR André Davis (Special Teams, Dec. 9)  
DE Mario Williams (Defense, Dec. 13)  
2008  
WR Jacoby Jones (Special Teams, Oct. 12)  
WR Jacoby Jones (Special Teams, Oct. 26)  
QB Matt Schaub (Offense, Dec. 7)  
RB Steve Slaton (Offense, Dec. 1)  
2009  
QB Matt Schaub (Offense, Sept. 20)  
WR Jacoby Jones (Special Teams, Oct. 4)  
LB Brian Cushing (Defense, Oct. 18)  
LB Brian Cushing (Defense, Nov. 1)  
2010  
RB Arian Foster (Offense, Sept. 15)  
WR Andre Johnson (Offense, Sept. 22)  
QB Matt Schaub (Offense, Oct. 20)  
CB Glover Quin (Defense, Dec. 1)  
2011  
RB Arian Foster (Offense, Oct. 5 & Oct. 26)  
2012  
DE J.J. Watt (Defense, Sept. 19)  
QB Matt Schaub (Offense, Nov. 21)  
DE J.J. Watt (Defense, Dec. 19)  
2014  
DE J.J. Watt (Defense, Oct. 1)  
DE J.J. Watt (Defense, Nov. 19)  
QB Ryan Fitzpatrick (Offense, Dec. 3)  
K Randy Bullock (Special Teams, Dec. 24)  
2015  
WR DeAndre Hopkins (Offense, Week 6)  
DE J.J. Watt (Defense, Week 11)  
DE J.J. Watt (Defense, Week 17)  
2016  
OLB Whitney Mercilus (Defense, Week 1)  
WR Will Fuller V (Special Teams, Week 4)  
P Shane Lechler (Special Teams, Week 8)  
2017  
QB Deshaun Watson (Offense, Week 4)  
CB Jonathan Joseph (Defense, Week 6)

### NFL Rookie of the Week

2003  
WR Andre Johnson (Sept. 28)  
RB Domanick Davis (Oct. 19)  
RB Domanick Davis (Oct. 26)  
RB Domanick Davis (Nov. 2)  
RB Domanick Davis (Nov. 9)  
WR Andre Johnson (Nov. 16)  
RB Domanick Davis (Nov. 30)  
2011  
QB T.J. Yates (Dec. 13)

### NFL Rookie of the Month

2003: RB Domanick Davis (Oct.)  
2006: LB DeMeco Ryans (Dec.)  
2007: DT Amobi Okoye (Sept.)  
2008: RB Steve Slaton (Dec.)  
2009: ILB Brian Cushing (Nov.)  
ILB Brian Cushing (Dec.)  
2013: WR DeAndre Hopkins (Sept.)  
2017: QB Deshaun Watson (Oct.)

### NFL Rookie of the Year

2003: RB Domanick Davis



# TEXANS HONORS

## NFL Coach of the Week

2002: Dom Capers (Sept. 8)  
2003: Dom Capers (Sept. 28)

## NFL Alumni Player of the Year

2005: KR Jerome Mathis (Kick Returner)  
2006: WR Andre Johnson (Wide Receiver)  
2007: DE Mario Williams (Defensive Lineman)  
2008: WR Andre Johnson (Wide Receiver)  
2009: WR Andre Johnson (Wide Receiver)

## NFL Players Association

### Rookie of the Week

2008: RB Steve Slaton (Oct. 5)

## College & Pro Football News Weekly All-Pro

2002: CB Aaron Glenn

## ESPN.com All-Pro

2003: P Chad Stanley  
2008: WR Andre Johnson

## ESPN.com All-Rookie

2004: CB Dunta Robinson

## FedEx Air Player of the Week

2010: QB Matt Schaub (Week 2)  
2012: QB Matt Schaub (Week 11)  
2014: QB Ryan Fitzpatrick (Week 13)  
2017: QB Deshaun Watson (Week 4)

## FedEx Ground Player of the Week

2010: RB Arian Foster (Week 1)  
RB Arian Foster (Week 17)

## GMC Never Say Never Moment of the Week

2013: Week 1, ILB Brian Cushing game-tying INT return at San Diego

## Madden Most Valuable Protectors

2011: Week 7 (LT Duane Brown, LG Wade Smith, C Chris Myers, RG Mike Brisiel, RT Eric Winston)  
2012: Week 4 (LT Duane Brown, LG Wade Smith, C Chris Myers, RG Antoine Caldwell, RT Derek Newton)  
2012: Week 13 (LT Duane Brown, LG Wade Smith, C Chris Myers, RG Ben Jones, RT Ryan Harris)

## Football Digest All-Pro

2002: CB Aaron Glenn (2nd team)  
2004: WR Andre Johnson (2nd team)

## KFFL All-Rookie Team

2003: RB Domanick Davis  
WR Andre Johnson

## Mickey Herskowitz Award

2004: QB David Carr  
2005: CB Dunta Robinson  
2006: DE N.D. Kalu  
2007: T Ephraim Salaam  
2008: WR Andre Johnson

## Pro Football Weekly/PFWA Defensive Most Valuable Player

2012: DE J.J. Watt  
2014: DE J.J. Watt  
2015: DE J.J. Watt

## Pro Football Weekly/PFWA All-NFL

2005: KR Jerome Mathis  
2008: WR Andre Johnson  
2009: WR Andre Johnson  
ILB Brian Cushing  
2011: CB Johnathan Joseph

2012: T Duane Brown

DE J.J. Watt

2013: DE J.J. Watt

2014: DE J.J. Watt

2015: DE J.J. Watt

WR DeAndre Hopkins

2016: DE/OLB Jadeveon Clowney

2017: WR DeAndre Hopkins

## Pro Football Weekly All-AFC

2002: CB Aaron Glenn

DE Gary Walker

2005: KR Jerome Mathis

2008: WR Andre Johnson

2009: WR Andre Johnson

LB Brian Cushing

2011: T Duane Brown

ILB Brian Cushing

CB Johnathan Joseph

2012: T Duane Brown

DE J.J. Watt

2013: DE J.J. Watt

2014: DE J.J. Watt

2015: DE J.J. Watt

WR DeAndre Hopkins

2016: DE/OLB Jadeveon Clowney

2017: DE/OLB Jadeveon Clowney

WR DeAndre Hopkins

## Pro Football Weekly All-Rookie

2002: QB David Carr

2003: RB Domanick Davis

WR Andre Johnson

2005: KR Jerome Mathis

2006: TE Owen Daniels

LB DeMeco Ryans

2007: DT Amobi Okoye

2008: LB Xavier Adibi

2009: ILB Brian Cushing

2011: DE J.J. Watt

2013: WR DeAndre Hopkins

2017: QB Deshaun Watson

## Pro Football Weekly Most Improved

2010: RB Arian Foster

## Pro Football Weekly Rookie of the Year

2004: CB Dunta Robinson (Defense)

2006: LB DeMeco Ryans (Defense)

2009: ILB Brian Cushing (Defense)

## Sports Illustrated All-Pro Team

2005: KR Jerome Mathis

2008: WR Andre Johnson

2011: T Eric Winston

## Sports Illustrated Sportsperson of the Year

2017: DE J.J. Watt

## SI.com Coordinator of the Year

2011: Wade Phillips, Defensive Coordinator

## Sporting News All-Rookie Team

2008: LB Xavier Adibi

2009: ILB Brian Cushing

## Sporting News All-Pro

2002: CB Aaron Glenn

2005: KR Jerome Mathis

2008: DE Mario Williams

WR Andre Johnson

2009: WR Andre Johnson

2010: RB Arian Foster

WR Andre Johnson

## Sporting News Coordinator of the Year

2011: Wade Phillips, Defensive Coordinator

## Sporting News Defensive Player of the Year

2014: DE J.J. Watt

2015: DE J.J. Watt

## CNN's Peter King's Player of the Week

2008:

QB Matt Schaub (Offense, Dec. 7)

WR Jacoby Jones (Special Teams, Oct. 26)

WR Andre Johnson (Offense, Dec. 14)

## ESPN ESPY'S

2011:

RB Arian Foster (Strongest Performance)

## Touchdown Club Player of the Year

2004: WR Andre Johnson

2005: RB Domanick Davis

2006: WR Andre Johnson

2007: LB DeMeco Ryans

2008: WR Andre Johnson

## USA Today All-Joe Team

2002: DT Seth Payne

2003: T Chester Pitts

DE Corey Sears

2004: G Chester Pitts

P Chad Stanley

2005: RB Jonathan Wells

2006: DE Anthony Weaver

2007: LB Morlon Greenwood

CB Von Hutchinson

T Eric Winston

2008: FB Vonta Leach

CB Antwaun Molden

WR Kevin Walter

G Mike Brisiel

2009: S Bernard Pollard

2011: RG Mike Brisiel

OLB Connor Barwin

T Duane Brown

RB Ben Tate

DE J.J. Watt

2012: OLB Bryan Braman

FB James Casey

## Walter Payton NFL Man of the Year

2017: DE J.J. Watt

## Ed Block Courage Award

2002: CB Jason Bell

2003: CB Aaron Glenn

2004: DT Seth Payne

2005: WR Jabar Gaffney

2006: LB Kailee Wong

2007: DE Anthony Weaver

2008: WR Harry Williams

2009: LB Zac Diles

2010: TE Joel Dreessen

2011: LB DeMeco Ryans

2012: QB Matt Schaub

2013: ILB Brian Cushing

2014: G David Quessenberry

2015: DE/OLB Jadeveon Clowney

2016: T Duane Brown

2017: T Derek Newton

## Deacon Jones Award

2015: DE J.J. Watt

# TEXANS DRAFT HISTORY

## 2002

Rd	Pick	Player	College	Pos.
1	1	David Carr	Fresno State	QB
2	33	Jabar Gaffney	Florida	WR
2	50	Chester Pitts	San Diego State	T
3	66	Fred Weary	Tennessee	G
3	83	Charles Hill	Maryland	DT
4	99	Jonathan Wells	Ohio State	RB
5	136	Jarrod Baxter	New Mexico	FB
5	153	Ramon Walker	Pittsburgh	FS
6	173	DeMarcus Faggins	Kansas State	CB
6	190	Howard Green	LSU	DT
7	229	Greg White	Minnesota	LB
7	261	Ahmad Miller	UNLV	DT

## Supplemental Draft

6		Milford Brown	Florida State	G
---	--	---------------	---------------	---

## 2003

Rd	Pick	Player	College	Pos.
1	3	Andre Johnson	Miami	WR
2	41	*Bennie Joppru	Michigan	TE
3	67	Antwan Peek	Cincinnati	LB
3	75	Seth Wand	NW Missouri St.	T
3	88	Dave Ragone	Louisville	QB
4	104	Domanick Davis	LSU	RB
6	192	Drew Henson	Michigan	QB
6	214	Keith Wright	Missouri	DT
7	217	Curry Burns	Louisville	SS
7	233	Chance Pearce	Texas A&M	LS

## Supplemental Draft

2		Tony Hollings	Georgia Tech	RB
---	--	---------------	--------------	----

## 2004

Rd	Pick	Player	College	Pos.
1	10	Dunta Robinson	South Carolina	CB
1	27	Jason Babin	Western Michigan	LB
4	122	Glenn Earl	Notre Dame	SS
6	170	Vontez Duff	Notre Dame	CB
6	175	Jammal Lord	Nebraska	FS
6	200	Charlie Anderson	Mississippi	LB
7	210	Raheem Orr	Rutgers	LB
7	211	Sloan Thomas	Texas	WR
7	248	B.J. Symons	Texas Tech	QB

## 2005

Rd	Pick	Player	College	Pos.
1	16	Travis Johnson	Florida State	DT
3	73	Vernand Morency	Oklahoma State	RB
4	114	Jerome Mathis	Hampton	WR
5	151	Drew Hodgdon	Arizona State	C
6	188	C.C. Brown	La.-Lafayette	SS
7	227	Kenneth Pettway	Grambling State	LB

## 2006

Rd	Pick	Player	College	Pos.
1	1	Mario Williams	North Carolina St.	DE
2	33	DeMeco Ryans	Alabama	LB
3	65	Charles Spencer	Pittsburgh	T
3	66	Eric Winston	Miami	T
4	98	Owen Daniels	Wisconsin	TE
6	170	Wali Lundy	Virginia	RB
7	251	David Anderson	Colorado State	WR

## 2007

Rd	Pick	Player	College	Pos.
1	10	Amobi Okoye	Louisville	DT
3	73	Jacoby Jones	Lane College	WR
4	123	Fred Bennett	South Carolina	CB
5	144	*Brandon Harrison	Stanford	S
5	163	Brandon Frye	Virginia Tech	T
6	183	Kasey Studdard	Texas	G
7	218	Zac Diles	Kansas State	LB

## 2008

Rd	Pick	Player	College	Pos.
1	26	Duane Brown	Virginia Tech	T
3	79	Antwaun Molden	Eastern Kentucky	CB
3	89	Steve Slaton	West Virginia	RB
4	118	Xavier Adibi	Virginia Tech	LB
5	151	Frank Okam	Texas	DT
6	173	Dominique Barber	Minnesota	S
7	223	Alex Brink	Washington State	QB

## 2009

Rd	Pick	Player	College	Pos.
1	15	Brian Cushing	USC	LB
2	46	Connor Barwin	Cincinnati	DE
3	77	Antoine Caldwell	Alabama	C
4	112	Glover Quin	New Mexico	CB
4	122	Anthony Hill	North Carolina St.	TE
5	152	James Casey	Rice	TE
6	188	Brice McCain	Utah	CB
7	223	*Troy Nolan	Arizona State	S

## 2010

Rd	Pick	Player	College	Pos.
1	20	Kareem Jackson	Alabama	CB/S
2	58	*Ben Tate	Auburn	RB
3	81	Earl Mitchell	Arizona	DT
4	102	Darryl Sharpton	Miami	LB
4	118	Garrett Graham	Wisconsin	TE
5	144	Sherrick McManis	Northwestern	CB
6	187	Shelley Smith	Colorado State	G
6	197	*Trindon Holliday	LSU	WR
7	227	Dorin Dickerson	Pittsburgh	WR

## 2011

Rd	Pick	Player	College	Pos.
1	11	J.J. Watt	Wisconsin	DE
2	42	Brooks Reed	Arizona	OLB
2	60	Brandon Harris	Miami	CB
4	127	Roc Carmichael	Virginia Tech	CB
5	144	Shiloh Keo	Idaho	S
5	152	T.J. Yates	North Carolina	QB
7	214	Derek Newton	Arkansas State	T
7	254	Cheta Ozougwu	Rice	OLB

## 2012

Rd	Pick	Player	College	Pos.
1	26	Whitney Mercilus	Illinois	OLB
3	68	DeVier Posey	Ohio State	WR
3	76	Brandon Brooks	Miami (Ohio)	G
4	99	Ben Jones	Georgia	C
4	121	Keshawn Martin	Michigan State	WR
4	126	Jared Crick	Nebraska	DE
5	161	*Randy Bullock	Texas A&M	K
6	195	Nick Mondek	Purdue	T

NOTE: Some players played positions different than what is listed

# TEXANS DRAFT HISTORY

## 2013

Rd	Pick	Player	College	Pos.
1	27	DeAndre Hopkins	Clemson	WR
2	58	D.J. Swearinger	South Carolina	S
3	89	*Brennan Williams	North Carolina	T
3	95	Sam Montgomery	LSU	OLB
4	124	*Trevardo Williams	Connecticut	OLB
6	176	*David Quessenberry	San Jose State	G
6	195	*Alan Bonner	Jacksonville State	WR
6	198	Chris Jones	Bowling Green	DT
6	198	Ryan Griffin	Connecticut	TE

## 2014

Rd	Pick	Player	College	Pos.
1	1	*Jadeveon Clowney	South Carolina	DE/OLB
2	33	Xavier Su'a-Filo	UCLA	G
3	65	C.J. Fiedorowicz	Iowa	TE
3	83	*Louis Nix III	Notre Dame	NT
4	135	Tom Savage	Pittsburgh	QB
6	177	Jeffrey Pagan	Alabama	DE
6	181	Alfred Blue	LSU	RB
6	211	Jay Prosch	Auburn	FB
7	216	Andre Hal	Vanderbilt	S
7	256	*Lonnie Ballentine	Memphis	S

## 2015

Rd	Pick	Player	College	Pos.
1	16	Kevin Johnson	Wake Forest	CB
2	43	Benardrick McKinney	Mississippi State	ILB
3	70	Jaelen Strong	Arizona State	WR
5	175	Keith Mumphery	Michigan State	WR
6	211	*Reshard Cliett	South Florida	LB
6	216	Christian Covington	Rice	DE
7	235	Kenny Hilliard	LSU	RB

## 2016

Rd	Pick	Player	College	Pos.
1	21	Will Fuller V	Notre Dame	WR
2	50	*Nick Martin	Notre Dame	C
3	85	*Braxton Miller	Ohio State	WR
4	119	Tyler Ervin	San Jose State	RB
5	159	K.J. Dillon	West Virginia	S
5	166	D.J. Reader	Clemson	NT

## 2017

Rd	Pick	Player	College	Pos.
1	12	*Deshaun Watson	Clemson	QB
2	57	Zach Cunningham	Vanderbilt	ILB
3	89	*D'Onta Foreman	Texas	RB
4	130	Julián Davenport	Bucknell	T
4	142	Carlos Watkins	Clemson	DE
5	169	Treston Decoud	Oregon State	S
7	243	Kyle Fuller	Baylor	C

## 2018

Rd	Pick	Player	College	Pos.
3	68	Justin Reid	Stanford	S
3	80	Martinas Rankin	Mississippi State	T
3	98	Jordan Akins	Central Florida	TE
4	103	Keke Coutee	Texas Tech	WR
6	177	Duke Ejirofor	Wake Forest	OLB
6	211	Jordan Thomas	Mississippi State	TE
6	214	Peter Kalambayi	Stanford	OLB
7	222	Jermaine Kelly Jr.	San Jose State	CB

**Bold** indicates made active roster that season  
 \* Indicates placed on Injured Reserve

## FIRST-ROUND FACTORS

The Texans are the only team in the NFL with every first round pick since 2010 still on its roster. Houston's first-round draft picks over that span have made immediate impacts, with all but two (Jadeveon Clowney & Deshaun Watson) playing in 14-or-more games as a rookie.



Kareem Jackson  
2010



J.J. Watt  
2011



Whitney Mercilus  
2012



DeAndre Hopkins  
2013




Jadeveon Clowney  
2014



Kevin Johnson  
2015



Will Fuller V  
2016



Deshaun Watson  
2017





# 2002 FINAL STATISTICS (4-12)

Date	W/L	Score	Opponent	Attendance
9/8	W	19-10	Dallas	69,604*
9/15	L	3-24	at San Diego	56,098
9/22	L	3-23	Indianapolis	69,204*
9/29	L	17-35	at Philadelphia	64,867*
10/13	L	24-31	Buffalo	70,120*
10/20	L	17-34	at Cleveland	73,248*
10/27	W	21-19	at Jacksonville	53,721
11/3	L	3-38	Cincinnati	69,827*
11/10	L	10-17	at Tennessee	68,804*
11/17	L	21-24	Jacksonville	69,711*
11/24	W	16-14	N.Y. Giants	70,054*
12/1	L	3-19	at Indianapolis	56,820*
12/08	W	24-6	at Pittsburgh	58,551*
12/15	L	19-23	Baltimore	70,108*
12/22	L	10-26	at Washington	70,291
12/29	L	3-13	Tennessee	70,694*

\*Sellouts

TEAM STATISTICS	TEXANS	Opponents
TOTAL FIRST DOWNS	208	291
Rushing	59	116
Passing	119	155
Penalty	30	20
3rd Down: Made/Att.	59/229	83/234
3rd Down Pct.	25.8	35.5
4th Down: Made/Att.	5/14	6/12
4th Down Pct.	35.7	50.0
TIME OF POSSESSION	28:06	31:54
TOTAL NET YARDS	3,572	5,230
Avg. Per Game	223.3	326.9
Total Plays	947	1,056
Avg. Per Play	3.8	5.0
NET YARDS RUSHING	1,347	2,089
Avg. Per Game	84.2	130.6
Total Rushes	424	509
Avg. Per Play	3.2	4.1
NET YARDS PASSING	2,225	3,141
Avg. Per Game	139.1	196.3
Sacked/Yards Lost	76/411	35/237
Gross Yards	2,636	3,378
Att./Completions	447/235	512/281
Completion Pct.	52.6	54.9
Had Intercepted	15	10
PUNTS/AVERAGE	116/40.7	98/39.7
NET PUNTING AVG.	116/36.8	98/33.1
PENALTIES/YARDS	136/1,011	102/955
FUMBLES/BALL LOST	34/14	23/11
TOUCHDOWNS	22	40
Rushing	6	14
Passing	11	23
Returns	5	3

SCORE BY PERIODS	1	2	3	4	OT	Total
TEXANS	37	56	51	69	0	213
Opponents	74	114	66	102	0	356

SCORING	TD	Ru	Pa	Rt	PAT	FG	SAF	TP
K. Brown	0	0	0	0	20/20	17/24	0	71
C. Bradford	6	0	6	0	0/0	0/0	0	36
D. Carr	3	3	0	0	0/0	0/0	0	18
B. Miller	3	0	3	0	0/0	0/0	0	18
J. Wells	3	3	0	0	0/0	0/0	0	18
A. Glenn	2	0	0	2a	0/0	0/0	0	12
J. Gaffney	1	0	1	0	0/0	0/0	0	8
J. Baxter	1	0	1	0	0/0	0/0	0	6
A. Black	1	0	0	1c	0/0	0/0	0	6
K. Williams	1	0	0	1d	0/0	0/0	0	6
K. Wright	1	0	0	1b	0/0	0/0	0	6
J. Allen	0	0	0	0	0/0	0/0	0	2
J. McClain	0	0	0	0	0/0	0/0	1	2
S. Payne	0	0	0	0	0/0	0/0	1	2
TEXANS	22	6	11	5	20/20	17/24	3	213
Opponents	40	14	23	3	38/38	24/34	2	356

a – Interception returns of 70 and 65 yards (12/8 at PIT); b – Fumble recovery of 40 yards (12/8 at PIT); c – Punt return of 76 yards (12/15 vs. BALT); d – Recovery of blocked punt (12/22 at WASH).

RUSHING	No.	Yds	Avg	Long	TD
J. Wells	197	529	2.7	37	3
J. Allen	155	519	3.3	32	0
D. Carr	59	282	4.8	20	3
J. Baxter	7	14	2.0	6	0
J. Lewis	3	8	2.7	5	0
C. Stanley	1	6	6.0	6	0
C. Bradford	2	-11	-5.5	0	0
TEXANS	424	1,347	3.2	37	6
Opponents	509	2,089	4.1	70	14

RECEIVING	No.	Yds	Avg	Long	TD
B. Miller	51	613	12.0	42	3
J. Allen	47	302	6.4	21	0
C. Bradford	45	697	15.5	81	6
J. Gaffney	41	483	11.8	27	1
J. Dawson	21	286	13.6	28	0
J. Wells	9	48	5.3	9	0
J. Holloway	7	73	10.4	24	0
A. Black	6	52	8.7	14	0
J. Baxter	5	33	6.6	14	1
J. Lewis	2	41	20.5	33	0
A. Harris	1	8	8.0	8	0
TEXANS	235	2,636	11.2	81	11
Opponents	281	3,378	12.0	57t	23

INTERCEPTIONS	No.	Yds	Avg	Long	TD
A. Glenn	5	181	36.2	70t	2
E. Brown	2	7	3.5	7	0
M. Coleman	1	0	0.0	0	0
J. Posey	1	0	0.0	0	0
M. Stevens	1	0	0.0	0	0
TEXANS	10	188	18.8	70t	2
Opponents	15	277	18.5	102t	1

PUNTING	No.	Yds	Avg	Net	TB	In	Lg	B
C. Stanley	114	4,720	41.4	36.8	6	36	62	2
TEXANS	116	4,720	40.7	36.8	6	36	62	2
Opponents	98	3,892	39.7	33.1	7	27	63	1

PUNT RETURNS	Ret	FC	Yds	Avg	Long	TD
J. Lewis	36	17	280	7.8	48	0
A. Black	14	3	188	13.4	76t	1
J. Gaffney	3	0	-3	-1.0	1	0
A. Glenn	0	0	47	---	47	0
TEXANS	53	20	512	9.7	76t	1
Opponents	58	34	328	5.7	46	0

KICKOFF RETURNS	No	Yds	Avg	Long	TD
J. Lewis	46	961	20.9	45	0
A. Black	24	529	22.0	49	0
C. Hill	2	0	0.0	0	0
M. Norris	2	11	5.5	10	0
J. Baxter	1	19	19.0	19	0
F. Murphy	1	0	0.0	0	0
C. Sears	1	9	9.0	9	0
TEXANS	77	1,529	19.9	49	0
Opponents	52	1,156	22.2	95t	1

FIELD GOALS	1-19	20-29	30-39	40-49	50+
K. Brown	0/1	3/3	1/1	11/14	2/5
TEXANS	0/1	3/3	1/1	11/14	2/5
Opponents	0/0	10/10	9/11	5/12	0/1

K. Brown: (42G) (45G) (54N, 24G) (48G) (26G) (40N, 47G) (45N, 43G, 45G) (23G, 46N, 53N) (51G) () (40G, 50G) (34G) (43G) (41G) (46G) (50N, 19N, 42G)  
Opponents: (33G, 42N) (36G) (26G, 39G, 47N, 37G) (25G, 41G) (33G) (35G, 43G) (50N, 35N, 34G) (25G) (49N, 24G) (22G, 40N) (33N) (31G, 46G) (40G, 31G, 43N) (22G, 22G, 47G) (48N, 46N, 23G) (28G, 26G)

PASSING	Att	Comp	Yds	Cmp%	Yds/Att	TD	TD%	Int	Int%	Long	Sack/Lost	Rating
D. Carr	444	233	2,592	52.5	5.8	9	2.0	15	3.4	81	76/411	62.8
J. Gaffney	1	1	39	100.0	39.0	1	100.0	0	0.0	39t	0/0	158.3
J. Allen	2	1	5	50.0	2.5	1	50.0	0	0.0	5t	0/0	95.8
TEXANS	447	235	2,636	52.6	5.9	11	2.5	15	3.4	81	76/411	64.7
Opponents	512	281	3,378	54.9	6.6	23	4.5	10	2.0	57t	35/237	82.1

# 2002 FINAL STATISTICS (4-12)

## DEFENSIVE STATISTICS

Based on Coaches Film Review

TACKLES	Solo	Asst	Total	Sk Yds	QB Press	INT- Yards	Pass Def.	Forced Fumbles	Fumble Recoveries
J.Foreman	110	83	193	0.0-0	3	0-0	4	1	0
J.Sharper	91	87	178	5.5-27	8	0-0	5	2	3
S.Payne	57	90	147	1.0-4	11	0-0	0	0	0
M.Stevens	47	70	117	0.0-0	0	1-0	0	0	0
G.Walker	46	69	115	6.5-33	42	0-0	0	1	1
J.Deloach	30	73	103	1.0-10	11	0-0	0	0	0
E.Brown	52	43	95	0.5-3	1	2-7	7	1	0
M.Coleman	56	34	90	0.0-0	0	1-0	30	0	2
K.Wong	44	45	89	5.5-22	27	0-0	2	1	0
A.Glenn	45	27	72	1.0-10	1	5-181	16	0	0
J.Posey	43	28	71	8.0-77	22	1-0	1	2	0
K.Mitchell	25	23	48	1.0-7	4	0-0	0	1	0
C.Sears	12	35	47	1.0-9	7	0-0	0	0	0
K.Wright	24	10	34	1.0-13	3	0-0	9	0	1
K.Williams	13	9	22	0.0-0	0	0-0	0	0	0
J.Simmons	9	5	14	1.0-10	4	0-0	2	0	1
R.Walker	2	3	5	0.0-0	0	0-0	0	0	0
C.Carter	1	3	4	1.0-9	0	0-0	0	0	0
C.Hill	0	3	3	0.0-0	0	0-0	0	0	0
P.Dennis	0	1	1	0.0-0	0	0-0	0	0	0
E.Flowers	1	0	1	0.0-0	0	0-0	1	0	0
J.Bell	0	0	0	0.0-0	0	0-0	2	0	0
J.McClain	0	0	0	0.0-0	0	0-0	0	0	0
<b>TEXANS</b>	<b>0</b>	<b>0</b>	<b>0</b>	<b>1.0-3</b>	<b>0</b>	<b>0-0</b>	<b>0</b>	<b>0</b>	<b>0</b>
<b>Opponents</b>	<b>708</b>	<b>741</b>	<b>1,449</b>	<b>35.0-237</b>	<b>144</b>	<b>10-188</b>	<b>79</b>	<b>9</b>	<b>8</b>

## SPECIAL TEAMS STATISTICS

SPECIAL TEAMS	Solo	Asst	Total	Blocked Punts	Forced Fumbles	Fumble Recoveries
J.Bell	14	2	16	0	0	1
Y.Evans	10	4	14	0	0	1
J.Simmons	2	2	14	0	1	0
C.Carter	9	3	12	0	0	0
J.Foreman	9	1	10	0	0	0
F.Murphy	8	1	9	0	0	0
R.Walker	7	2	9	0	1	0
J.McClain	4	4	8	1	0	0
K.Wright	5	3	8	0	0	0
K.Williams	7	0	7	0	0	0
E.Flowers	5	1	6	0	0	0
M.Norris	2	4	6	0	0	0
J.Posey	6	0	6	0	0	0
E.Brown	2	3	5	0	0	0
P.Dennis	3	2	5	0	0	0
J.Lamar	4	1	5	0	0	0
S.McDermott	3	2	5	0	0	0
M.Coleman	2	0	2	0	0	0
J.Dawson	2	0	2	0	0	0
J.Allen	1	0	1	0	0	0
A.Black	1	0	1	0	0	0
C.Bradford	1	0	1	0	0	0
B.Miller	1	0	1	0	0	1
C.Stanley	1	0	1	0	0	0
M.Stevens	1	0	1	0	0	0
<b>TEXANS</b>	<b>110</b>	<b>35</b>	<b>155</b>	<b>1</b>	<b>2</b>	<b>3</b>

# 2003 FINAL STATISTICS (5-11)

Date	W/L	Score	Opponent	Attendance
9/7	W	21-20	at Miami	73,010*
9/14	L	10-31	at New Orleans	68,390*
9/21	L	14-42	Kansas City	70,487*
9/28	W	24-20	Jacksonville	70,041*
10/12	L	17-38	at Tennessee	68,809*
10/19	L	14-19	N.Y. Jets	70,623*
10/26	L	21-30	at Indianapolis	56,132*
11/2	W	14-10	Carolina	70,052*
11/9	L	27-34	at Cincinnati	50,437
11/16	W	12-10	at Buffalo	72,677*
11/23	L	20-23 OT	New England	70,719*
11/30	W	17-13	Atlanta	70,388*
12/7	L	0-27	at Jacksonville	43,363
12/14	L	3-16	at Tampa Bay	65,124*
12/21	L	24-27	Tennessee	70,758*
12/28	L	17-20	Indianapolis	70,680*

\*Sellouts

TEAM STATISTICS	Texans	Opponents
TOTAL FIRST DOWNS	237	336
Rushing	86	130
Passing	127	179
Penalty	24	27
3rd Down: Made/Att.	63/204	89/222
3rd Down Pct.	30.9	40.1
4th Down: Made/Att.	9/14	10/14
4th Down Pct.	64.3	71.4
TIME OF POSSESSION	27:39	32:21
TOTAL NET YARDS	4,306	6,082
Avg. Per Game	269.1	380.1
Total Plays	896	1,054
Avg. Per Play	4.8	5.8
NET YARDS RUSHING	1,651	2,370
Avg. Per Game	103.2	148.1
Total Rushes	421	533
Avg. Per Play	3.9	4.4
NET YARDS PASSING	2,655	3,712
Avg. Per Game	165.9	232.0
Sacked/Yards Lost	36/186	19/123
Gross Yards	2,841	3,835
Att./Completions	439/248	502/297
Completion Pct.	56.5	59.2
Had Intercepted	18	14
PUNTS/AVERAGE	97/41.5	75/41.7
NET PUNTING AVG.	36.7	35.8
PENALTIES/YARDS	121/961	96/767
FUMBLES/BALL LOST	18/9	18/8
TOUCHDOWNS	29	42
Rushing	14	15
Passing	14	22
Returns	1	5

SCORE BY PERIODS	1	2	3	4	OT	Total
TEXANS	23	87	84	61	0	255
Opponents	64	115	73	125	3	380

SCORING	TD	Ru	Pa	Rt	PAT	FG	SAF	TP
K.Brown	0	0	0	0	27/27	18/22	0	81
D.Davis	8	8	0	0	0/0	0/0	0	48
C.Bradford	4	0	4	0	0/0	0/0	0	24
A.Johnson	4	0	4	0	0/0	0/0	0	24
S.Mack	4	4	0	0	0/0	0/0	0	24
B.Miller	3	0	3	0	0/0	0/0	0	18
D.Carr	2	2	0	0	0/0	0/0	0	12
J.Gaffney	2	0	2	0	0/0	0/0	0	12
D.Armstrong	1	0	1	0	0/0	0/0	0	6
M.McCree	1	0	0*	1	0/0	0/0	0	6
TEXANS	29	14	14	1	27/27	18/22	0	255
Opponents	42	15	22	5	40/40	28/35	2	380

\* M.McCree 95-yd int return, vs. TEN (12/21).

RUSHING	No.	Yds	Avg	Long	TD
D.Davis	238	1,031	4.3	51	8
S.Mack	93	253	2.7	13	4
D.Carr	27	151	5.6	36	2
T.Hollings	38	102	2.7	17	0
D.Ragone	6	51	8.5	14	0
T.Banks	6	27	4.5	13	0
J.Wells	5	14	2.8	10	0
J.Gaffney	1	13	13.0	13	0
C.Stanley	1	12	12.0	12	0
J.Simmons	1	7	7.0	7	0
A.Johnson	5	-10	-2.0	11	0

TEXANS	421	1,651	3.9	51	14
Opponents	533	2,370	4.4	64	15

RECEIVING	No.	Yds	Avg	Long	TD
A.Johnson	66	976	14.8	46t	4
D.Davis	47	351	7.5	17	0
B.Miller	40	355	8.9	25	3
J.Gaffney	34	402	11.8	33	2
C.Bradford	24	460	19.2	78t	4
S.Mack	9	55	6.1	10	0
J.Holloway	8	84	10.5	33	0
D.Armstrong	7	75	10.7	18	1
M.Norris	7	40	5.7	11	0
T.Hollings	2	25	12.5	19	0
J.Wells	2	17	8.5	12	0
M.Coleman	1	6	6.0	6	0
D.Ragone	1	-5	-5.0	-5	0

TEXANS	248	2,841	11.5	78t	14
Opponents	297	3,835	12.9	84t	22

INTERCEPTIONS	No.	Yds	Avg	Long	TD
M.Coleman	7	95	13.6	41	0
K.Wright	3	-2	-.7	0	0
M.McCree	1	95	95.0	95t	1
M.Stevens	1	12	12.0	12	0
E.Brown	1	5	5.0	5	0
A.Glenn	1	0	0.0	0	0

TEXANS	14	205	14.6	95t	1
Opponents	18	207	11.5	51t	3

PUNTING	No.	Yds	Avg	Net	TB	In	Lg	B
C.Stanley	97	4,028	41.5	36.7	3	36	58	0
TEXANS	97	4,028	41.5	36.7	3	36	58	0
Opponents	75	3,130	41.7	35.8	9	20	59	1

PUNT RETURNS	Ret	FC	Yds	Avg	Long	TD
J.Moses	36	7	244	6.8	40	0
J.Gaffney	4	1	22	5.5	15	0
TEXANS	40	8	266	6.7	40	0
Opponents	43	37	407	9.5	73t	1

KICKOFF RETURNS	No	Yds	Avg	Long	TD
J.Moses	58	1,355	23.4	70	0
T.Hollings	8	142	17.8	30	0
M.Norris	5	71	14.2	19	0
D.Davis	3	61	20.3	28	0
D.Vaughn	3	47	15.7	22	0
J.Wells	2	24	12.0	14	0
T.Martin	1	0	0.0	0	0
TEXANS	80	1,700	21.3	70	0
Opponents	53	1,149	21.7	49	0

FIELD GOALS	1-19	20-29	30-39	40-49	50+
K.Brown	1/1	3/3	8/8	5/6	1/4
TEXANS	1/1	3/3	8/8	5/6	1/4
Opponents	0/0	13/14	10/12	5/9	0/0

K.Brown: (36G, 43N, 50G, 54N, 23G, 24G, 35G)(30G) ( ) (48G, 50N) (29G) (45G, 33G) (41G, 34G) (19G, 31G) (40G, 52N) ( ) (38G) (49G) (36G)  
Opponents: ( ) (39G) ( ) (29G, 20G) (33G) (39G, 30G) (31G, 29G, 22G) (23G) (40G, 40G) (29N, 44N, 23G, 20G) (21G, 38N, 32G, 37B, 28G) (49N, 35G, 42G) (35G, 41N, 28G) (36G, 23G, 26G, 41B) (41G, 26G) (39G, 43G)

PASSING	Att	Comp	Yds	Cmp%	Yds/Att	TD	TD%	Int	Int%	Long	Sack/Lost	Rating
D.Carr	295	167	2,013	56.6	6.8	9	3.1	13	4.4	78t	15/90	69.5
T.Banks	102	61	693	59.8	6.8	5	4.9	3	2.9	46t	13/57	84.3
D.Ragone	40	20	135	50.0	3.4	0	0.0	1	2.5	24	8/39	47.4
S.Mack	1	0	0	0.0	0.0	0	0.0	1	100.0	0	0/0	0.0
J.Gaffney	1	0	0	0.0	0.0	0	0.0	0	0.0	0	0/0	39.6
TEXANS	439	248	2,841	56.5	6.5	14	3.2	18	4.1	78t	36/186	69.7
Opponents	502	297	3,835	59.2	7.6	22	4.4	14	2.8	84t	19/123	86.2



# 2003 FINAL STATISTICS (5-11)

## DEFENSIVE STATISTICS

Based on Coaches Film Review

TACKLES	Solo	Asst	Total	Sk Yds	QB Press	INT- Yards	Pass Def.	Forced Fumbles	Fumble Recoveries
J.Sharper	117	78	195	4.0-19	3	0-0	2	3	0
J.Foreman	107	73	180	2.0-3	3	0-0	2	1	2
E.Brown	74	46	120	0.5-6	0	1-5	2	3	0
J.Deloach	43	66	109	0.0-0	9	0-0	2	0	0
S.Martin	46	46	92	1.0-6	13	0-0	3	0	0
K.Wong	51	35	86	3.0-14	26	0-0	4	1	0
M.Coleman	55	22	77	0.0-0	1	7-95	23	1	0
C.Sears	30	45	75	1.0-10	7	0-0	0	0	1
M.McCree	31	28	59	0.0-0	0	1-95	3	0	0
K.Wright	38	15	53	1.0-9	1	3--2	14	0	0
J.Ioane	21	31	52	0.5-2	9	0-0	0	0	0
M.Stevens	25	14	39	0.0-0	0	1-12	3	0	1
S.Foley	21	9	30	1.0-9	4	0-0	1	0	0
A.Glenn	23	6	29	0.0-0	0	1-0	16	0	0
C.Clemons	17	11	28	1.0-8	11	0-0	3	0	2
A.PEEK	20	8	28	1.0-12	5	0-0	3	0	0
J.Simmons	16	7	23	0.0-0	1	0-0	4	0	0
G.Walker	13	9	22	0.0-0	10	0-0	1	0	0
T.Martin	6	11	17	0.0-0	2	0-0	0	0	0
S.Payne	6	5	11	1.0-7	1	0-0	0	0	0
D.Faggins	6	5	11	0.0-0	0	0-0	12	0	0
S.Orr	6	3	9	2.0-18	3	0-0	0	0	1
D.Vaughn	7	0	7	0.0-0	0	0-0	2	0	0
J.Slechta	2	4	6	0.0-0	0	0-0	0	0	0
J.Bell	1	0	1	0.0-0	0	0-0	1	0	0
T.Evans	1	0	1	0.0-0	0	0-0	0	0	0
R.Walker	1	0	1	0.0-0	0	0-0	0	0	0
<b>TEXANS</b>	<b>784</b>	<b>577</b>	<b>1,361</b>	<b>19.0-117</b>	<b>109</b>	<b>14-205</b>	<b>101</b>	<b>9</b>	<b>7</b>

## SPECIAL TEAMS STATISTICS

SPECIAL TEAMS	Solo	Asst	Total	PAT	Blocks Punt	FG	Forced Fumbles	Fumble Recoveries
R.Walker	13	4	17	0	1	1	0	0
J.Bell	10	5	15	0	0	0	0	0
T.Evans	11	4	15	0	0	0	1	0
J.Simmons	10	4	14	0	0	0	0	0
D.Vaughn	11	2	13	0	0	0	0	0
J.Wells	7	6	13	0	0	0	0	0
M.Norris	4	4	8	0	0	0	0	0
K.Wright	5	2	7	0	0	0	0	0
J.McClain	3	3	6	0	0	0	0	0
E.Brown	5	1	6	0	0	1	0	0
S.Foley	5	0	5	0	0	0	0	0
K.Brown	4	0	4	0	0	0	0	0
D.Faggins	4	0	4	0	0	0	0	0
M.McCree	2	1	3	0	0	0	1	0
M.Stevens	3	0	3	0	0	0	0	0
T.Carroll	0	3	3	0	0	0	0	0
B.Pittman	2	1	3	0	0	0	0	0
A.PEEK	1	1	2	0	0	0	0	0
S.Orr	1	1	2	0	0	0	0	1
D.Davis	1	0	1	0	0	0	0	0
C.Bradford	1	0	1	0	0	0	0	0
C.Clemons	1	0	1	0	0	0	0	0
M.Coleman	1	0	1	0	0	0	0	0
K.Wright	1	0	1	0	0	0	0	0
A.Johnson	1	0	1	0	0	0	0	0
M.Murphy	0	1	1	0	0	0	0	0
C.Burns	0	1	1	0	0	0	0	0
<b>TEXANS</b>	<b>107</b>	<b>44</b>	<b>151</b>	<b>0</b>	<b>1</b>	<b>2</b>	<b>2</b>	<b>1</b>

# 2004 FINAL STATISTICS (7-9)

Date	W/L	Score	Opponent	Attendance
9/12	L	20-27	San Diego	70,255*
9/19	L	16-28	at Detroit	61,465
9/26	W	24-21	at Kansas City	77,433*
10/3	W	30-17	Oakland	70,741*
10/10	L	28-34 OT	Minnesota	70,718*
10/17	W	20-10	at Tennessee	68,932*
10/31	W	20-6	Jacksonville	70,502*
11/7	L	13-31	at Denver	74,292*
11/14	L	14-49	at Indianapolis	56,511*
11/21	L	13-16	Green Bay	70,769*
11/28	W	31-21	Tennessee	70,721*
12/5	L	7-29	at N.Y. Jets	77,875
12/12	L	14-23	Indianapolis	70,762*
12/19	W	24-5	at Chicago	62,122*
12/26	W	21-0	at Jacksonville	66,227
1/2/05	L	22-14	Cleveland	70,724*

\*Sellouts

TEAM STATISTICS	TEXANS	Opponents
TOTAL FIRST DOWNS	300	304
Rushing	103	89
Passing	174	194
Penalty	23	21
3rd Down: Made/Att	81/211	89/205
3rd Down Pct.	38.4	43.4
4th Down: Made/Att	13/21	1/6
4th Down Pct.	61.9	16.7
POSSESSION AVG.	29:59	30:01
TOTAL NET YARDS	5,128	5,458
Avg. Per Game	320.5	341.1
Total Plays	1,001	971
Avg. Per Play	5.1	5.6
NET YARDS RUSHING	1,882	1,843
Avg. Per Game	117.6	115.2
Total Rushes	481	417
NET YARDS PASSING	3,246	3,615
Avg. Per Game	202.9	225.9
Sacked/Yards Lost	49/301	24/161
Gross Yards	3,547	3,776
Att./Completions	471/286	530/344
Completion Pct.	60.7	64.9
Had Intercepted	14	22
PUNTS/AVERAGE	73/41.2	69/41.7
NET PUNTING AVG.	73/35.7	69/36.4
PENALTIES/YARDS	106/928	123/979
FUMBLES/BALL LOST	22/11	22/8
TOUCHDOWNS	37	39
Rushing	16	4
Passing	16	32
Returns	5	3

SCORE BY PERIODS	1	2	3	4	OT	Total
TEXANS	33	101	60	115	0	309
Opponents	65	105	85	82	6	339

SCORING	TD	Ru	Pa	Rt	PAT	FG	SAF	TP
K.Brown	0	0	0	0	34/34	17/24	0	85
D.Davis	14	13	1	0	0/0	0/0	0	84
A.Johnson	6	0	6	0	0/0	0/0	0	36
J.Wells	5	3	2	0	0/0	0/0	0	32
C.Bradford	3	0	3	0	0/0	0/0	0	18
J.Gaffney	2	0	2	0	0/0	0/0	0	12
C.Anderson-d	1	0	0	1	0/0	0/0	0	6
D.Armstrong	1	0	1	0	0/0	0/0	0	6
M.Coleman-a	1	0	0	1	0/0	0/0	0	6
D.Faggins-c	1	0	0	1	0/0	0/0	0	6
B.Miller	1	0	1	0	0/0	0/0	0	6
A.Peek-e	1	0	0	1	0/0	0/0	0	6
J.Sharper-b	1	0	0	1	0/0	0/0	0	6
TEXANS	37	16	16	5	32/32	17/24	0	309
Opponents	39	4	32	3	37/37	22/29	1	339

a-M.Coleman 102-yd interception return, at KC (9/26); b-J.Sharper 16-yd fumble return, vs. OAK (10/3); c-D.Faggins 43-yd interception return, vs. JAX (10/31); d-C.Anderson 60-yd fumble return, at CHI (12/19); e-A. Peek 66-yd fumble return, at JAX (12/26/04).

RUSHING	No.	Yds	Avg	Long	TD
D.Davis	302	1,188	3.9	44	13
D.Carr	73	299	4.1	24	0
J.Wells	82	299	3.6	14	3
T.Hollings	11	47	4.3	13	0
J.Gaffney	4	30	7.5	10	0
A.Johnson	4	12	3.0	14	0
C.Stanley	1	5	5.0	5	0
J.Baxter	2	1	0.5	1	0
J.Simmons	1	1	1.0	1	0
M.Norris	1	0	0.0	0	0

TEXANS	481	1,882	3.9	44	16
Opponents	417	1,843	4.4	55t	4

RECEIVING	No.	Yds	Avg	Long	TD
A.Johnson	79	1,142	14.5	54t	6
D.Davis	68	588	8.6	38	1
J.Gaffney	41	632	15.4	69	2
D.Armstrong	29	415	14.3	44	1
C.Bradford	27	399	14.8	47	3
B.Miller	17	178	10.5	27	1
J.Wells	11	79	7.2	28	2
T.Hollings	5	46	9.2	27	0
M.Brueener	4	52	13.0	27	0
M.Norris	4	13	3.3	7	0
J.Baxter	1	3	3.0	3	0

TEXANS	286	3,547	12.4	69	16
Opponents	344	3,776	11.0	80t	32

INTERCEPTIONS	No.	Yds	Avg	Long	TD
D.Robinson	6	146	24.3	61	0
A.Glenn	5	40	8.0	23	0
D.Faggins	3	47	15.7	43t	1
K.Wong	3	0	0.0	0	0
M.Coleman	2	116	58.0	102t	1
M.McCree	1	24	24.0	24	0
A.Peek	1	20	20.0	20	0
J.Simmons	1	0	0.0	0	0

TEXANS	22	393	17.9	102t	2
Opponents	14	157	11.2	77t	1

PUNTING	No.	Yds	Avg	Net	TB	In	Lg	B
C.Stanley	73	3,009	41.2	35.7	7	19	57	0
TEXANS	73	3,009	41.2	35.7	7	19	57	0
Opponents	69	2,880	41.7	36.4	2	24	64	1

PUNT RETURNS	Ret	FC	Yds	Avg	Long	TD
J.Moses	36	13	309	8.6	27	0
A.Glenn	4	0	22	5.5	18	0
D.Robinson	0	0	-2	---	-2	0
TEXANS	40	13	329	8.2	27	0
Opponents	30	24	265	8.8	46	0

KICKOFF RETURNS	No	Yds	Avg	Long	TD
J.Moses	59	1,303	22.1	49	0
J.Gaffney	2	31	15.5	27	0
M.Norris	2	25	12.5	15	0
T.Washington	2	27	13.5	16	0
J.Wells	2	27	13.5	18	0
T.Hollings	1	23	23.0	23	0
K.Starling	1	14	14.0	14	0
TEXANS	69	1,450	21.0	49	0
Opponents	60	1,386	23.1	99t	1

FIELD GOALS	1-19	20-29	30-39	40-49	50+
K.Brown	0/0	7/7	3/5	6/9	1/3
TEXANS	0/0	7/7	3/5	6/9	1/3
Opponents	0/0	7/7	3/7	10/13	2/2

K.Brown: (37G,20G) (34G) (28G,49G,49G) (46G,57N, 21G,44G) ( ) (21G,50G) (38G,21G) (37N) (55N) (40N, 46G,40G) (29G,41B) ( ) ( ) (42N,20G) (34B) ( )  
Opponents: (48G,29G) (47N) ( ) (35N,50G) ( ) (40G) (44G,49N,36G) (52G) (39N) (49N,23G,39G,46G) ( ) (41G,26G,25G) (30G,43G,44G) (39N,43G) (31N) (45G, 22G, 29G, 45G, 22G)

PASSING	Att	Comp	Yds	Cmp%	Yds/Att	TD	TD%	Int	Int%	Long	Sack/Lost	Rating
D.Carr	466	285	3,531	61.2	7.6	16	3.4	14	3.0	69	49/301	83.5
T.Banks	2	1	16	50.0	8.0	0	0.0	0	0.0	16	0/0	77.1
J.Gaffney	3	0	0	0.0	0.0	0	0.0	0	0.0	0	0/0	39.6
TEXANS	471	286	3,547	60.7	7.5	16	3.4	14	3.0	69	49/301	83.0
Opponents	530	344	3,776	64.9	7.1	32	6.0	22	4.2	80t	24/161	88.7

# 2004 FINAL STATISTICS (7-9)

## DEFENSIVE STATISTICS

Based on Coaches Film Review

TACKLES	Solo	Asst	Total	Sk Yds	QB Press	INT- Yards	Pass Def.	Forced Fumbles	Fumble Recoveries
J.Sharper	113	64	177	2.0-19	19	0-0	5	3	1
J.Foreman	67	35	102	0.0-0	2	0-0	0	0	1
R.Smith	38	62	100	3.0-21	22	0-0	6	0	0
K.Wong	65	30	95	5.5-29	39	3-0	2	1	1
D.Robinson	65	20	85	3.0-26	4	6-146	19	3	0
M.Coleman	49	31	80	0-0	0	2-116	8	0	0
S.Payne	34	44	78	2.0-16	12	0-0	0	0	0
G.Walker	25	52	77	0.5-4	36	0-0	1	1	0
J.Babin	51	25	76	4.0-19	45	0-0	1	0	2
G.Earl	32	34	66	0.0-0	0	0-0	1	0	0
A.Glenn	49	10	59	0.0-0	0	5-40	11	0	0
J.DeLoach	19	30	49	0.0-0	2	0-0	1	0	0
J.Simmons	35	11	46	0.0-0	2	1-0	0	1	0
D.Polk	26	19	45	1.0-1	0	0-0	0	0	1
D.Faggins	31	6	37	0.0-0	0	3-47	9	0	0
M.McCree	25	4	29	0.0-0	0	1-24	2	0	0
C.Sears	5	11	16	0.0-0	5	0-0	2	0	0
A.PEEK	10	2	12	2.0-16	7	1-20	0	1	1
K.Wright	7	1	8	1.0-10	0	0-0	0	0	0
E.Brown	3	2	5	0.0-0	0	0-0	0	0	0
J.Ioane	0	3	3	0.0-0	1	0-0	0	0	0
C.Anderson	1	0	1	0.0-0	1	0-0	0	0	1
<b>TEXANS</b>	<b>750</b>	<b>496</b>	<b>1,246</b>	<b>24.0-161</b>	<b>197</b>	<b>22-393</b>	<b>68</b>	<b>10</b>	<b>8</b>

## SPECIAL TEAMS STATISTICS

SPECIAL TEAMS	Solo	Asst	Total	PAT	Blocks Punt	FG	Forced Fumbles	Fumble Recoveries
A.PEEK	10	8	18	0	1	0	0	0
T.Evans	8	8	16	0	0	0	0	0
C.Anderson	9	4	13	0	0	0	0	0
J.Wells	7	5	12	0	0	0	0	0
E.Brown	8	1	9	0	0	0	0	0
M.McCree	7	2	9	0	0	0	0	0
D.Polk	8	1	9	0	0	0	0	0
D.Faggins	6	1	7	0	0	0	0	0
M.Norris	4	3	7	0	0	0	0	0
J.Bell	5	1	6	0	0	0	0	0
K.Wright	4	1	5	0	0	0	0	0
K.Starling	4	0	4	0	0	0	0	0
J.Baxter	3	0	3	0	0	0	0	0
J.Simmons	3	0	3	0	0	0	0	0
C.Bradford	2	0	2	0	0	0	0	0
K.Brown	2	0	2	0	0	0	0	0
T.Hollings	1	1	2	0	0	0	0	0
Q.Monk	2	0	2	0	0	0	0	0
B.Pittman	1	1	2	0	0	0	0	0
J.Babin	0	1	1	0	0	0	0	0
G.Earl	1	0	1	0	0	0	0	0
A.Johnson	1	0	1	0	0	0	0	0
S.Orr	1	0	1	0	0	0	0	0
C.Pitts	1	0	1	0	0	0	0	0
<b>TEXANS</b>	<b>98</b>	<b>38</b>	<b>136</b>	<b>0</b>	<b>1</b>	<b>0</b>	<b>0</b>	<b>0</b>



# 2005 FINAL STATISTICS (2-14)

Date	W/L	Score	Opponent	Attendance
9/11	L	7-22	at Buffalo	71,781*
9/18	L	7-27	Pittsburgh	70,742*
10/2	L	10-16	at Cincinnati	65,714*
10/9	L	20-34	Tennessee	70,430*
10/16	L	10-42	at Seattle	66,196*
10/23	L	20-38	Indianapolis	70,621*
10/30	W	19-16	Cleveland	70,064*
11/6	L	14-21	at Jacksonville	64,613
11/13	L	17-31	at Indianapolis	57,209*
11/20	L	17-45	Kansas City	70,481*
11/27	L	27-33 OT	St. Louis	70,010*
12/4	L	15-16	at Baltimore	69,909*
12/11	L	10-13	at Tennessee	69,149*
12/18	W	30-19	Arizona	70,024*
12/24	L	20-38	Jacksonville	70,025*
1/1/06	L	17-20 OT	at San Francisco	67,970*

\*Sellouts

TEAM STATISTICS	TEXANS	Opponents
TOTAL FIRST DOWNS	243	348
Rushing	89	123
Passing	142	188
Penalty	12	37
3rd Down: Made/Att	75/219	75/196
3rd Down Pct.	34.2%	38.3%
4th Down: Made/Att	8/17	13/20
4th Down Pct.	47.1%	65.0%
TIME OF POSSESSION	28:10	31:50
TOTAL NET YARDS	4,053	5,824
Avg. Per Game	253.3	364.0
Total Plays	954	1,012
Avg. Per Play	4.2	5.8
NET YARDS RUSHING	1,816	2,303
Avg. Per Game	113.5	143.9
Total Rushes	437	506
NET YARDS PASSING	2,237	3,521
Avg. Per Game	139.8	220.1
Sacked/Yards Lost	68/424	37/206
Gross Yards	2,661	3,727
Attempts/Completions	449/270	469/304
Completion Pct.	60.1%	64.8%
Had Intercepted	13	7
PUNTS / AVERAGE	77/38.8	63/40.1
NET PUNTING AVG.	34.4	34.4
PENALTIES / YARDS	106/854	105/846
FUMBLES / BALL LOST	30/11	24/9
TOUCHDOWNS	26	50
Rushing	9	21
Passing	15	24
Returns	2	5

SCORE BY PERIODS	1	2	3	4	OT	Total
TEXANS	40	111	64	45	0	260
Opponents	84	115	83	140	9	431

SCORING	TD	Ru	Pa	Rt	PAT	FG	SAF	TP
K.Brown	0	0	0	0	24/24	26/34	0	102
D.Davis	6	2	4	0	0/0	0/0	0	36
C.Bradford	5	0	5	0	0/0	0/0	1	32
J.Wells	4	4	0	0	0/0	0/0	0	24
J.Mathis	3	0	1	2a	0/0	0/0	0	18
V.Morency	2	2	0	0	0/0	0/0	0	12
A.Johnson	2	0	2	0	0/0	0/0	0	12
J.Gaffney	2	0	2	0	0/0	0/0	0	12
M.Norris	1	0	1	0	0/0	0/0	0	6
D.Carr	1	1	0	0	0/0	0/0	0	6
TEXANS	26	9	15	2	24/24	26/34	1	260
Opponents	50	21	24	5	47/47	28/32	0	431

a-89-yd. KO return, vs. Ind. (10/24/05); 99-yd. KO return, vs. K.C. (11/20/05).

RUSHING	No.	Yds	Avg	Long	TD
D.Davis	230	976	4.2	44	2
J.Wells	90	325	3.6	14t	4
D.Carr	56	308	5.5	20	1
V.Morency	46	184	4.0	25t	2
J.Gaffney	4	13	3.3	10	0
A.Johnson	6	10	1.7	5	0
K.Brown	1	4	4.0	4	0
C.Stanley	1	0	0.0	0	0
T.Banks	2	-2	-1.0	-1	0
C.Bradford	1	-2	-2.0	-2	0
TEXANS	437	1,816	4.2	44	9
Opponents	506	2,303	4.6	49	21

RECEIVING	No.	Yds	Avg	Long	TD
A.Johnson	63	688	10.9	53t	2
J.Gaffney	55	492	8.9	29	2
D.Davis	39	337	8.6	33	4
C.Bradford	34	436	12.8	50t	5
M.Rivers	24	168	7.0	20	0
J.Wells	22	179	8.1	20	0
V.Morency	10	87	8.7	16	0
D.Armstrong	9	115	12.8	28	0
J.Mathis	5	65	13.0	34t	1
D.Morgan	4	42	10.5	14	0
M.Murphy	2	26	13.0	14	0
M.Brueener	2	22	11.0	19	0
M.Norris	1	4	4.0	4t	1
TEXANS	270	2,661	9.9	53t	15
Opponents	304	3,727	12.3	56t	24

INTERCEPTIONS	No.	Yds	Avg	Long	TD
G.Earl	2	2	1.0	2	0
L.Sanders	1	29	29.0	29	0
M.Coleman	1	6	6.0	6	0
C.Brown	1	5	5.0	5	0
T.Evans	1	3	3.0	3	0
D.Robinson	1	1	1.0	1	0
TEXANS	7	46	6.6	29	0
Opponents	13	225	17.3	57t	3

PUNTING	No.	Yds	Avg	Net	TB	In	Lg	B
C.Stanley	77	2,990	38.8	35.7	1	29	61	0
TEXANS	77	2,990	38.8	35.7	1	29	61	0
Opponents	62	2,528	40.1	34.4	7	17	59	1

PUNT RETURNS	Ret	FC	Yds	Avg	Long	TD
P.Buchanan	12	6	101	8.4	37	0
J.Mathis	12	0	68	5.7	19	0
D.Morgan	3	0	30	10.0	23	0
D.Davis	3	1	24	8.0	21	0
TEXANS	30	7	223	7.4	37	0
Opponents	33	27	219	6.6	52t	1

KICKOFF RETURNS	No	Yds	Avg	Long	TD
J.Mathis	54	1,542	28.6	99t	2
V.Morency	20	437	21.9	31	0
J.Wells	5	106	21.2	40	0
T.Hollings	2	46	23.0	28	0
D.Davis	1	29	29.0	29	0
M.Brueener	1	11	11.0	11	0
M.Norris	1	2	2.0	2	0
TEXANS	84	2,173	25.9	99t	2
Opponents	55	1,194	21.7	71	0

FIELD GOALS	1-19	20-29	30-39	40-49	50+
K.Brown	0/0	9/9	12/17	4/6	1/2
TEXANS	0/0	9/9	12/17	4/6	1/2
Opponents	0/0	9/9	11/11	7/10	1/2

K.Brown: (37G,20G) (34G) (28G,49G,49G) (46G,57N, 21G,44G) ( ) (21G,50G) (38G,21G) (37N) (55N) (40N, 46G,40G) (29G,41B) ( ) ( ) (42N,20G) (34B) ( )  
Opponents: (48G,29G) (47N) ( ) (35N,50G) ( ) (40G) (44G,49N,36G) (52G) (39N) (49N,23G,39G,46G) ( ) (41G,26G,25G) (30G,43G,44G) (39N,43G) (31N) (45G, 22G, 29G, 45G, 22G)

PASSING	Att	Comp	Yds	Cmp%	Yds/Att	TD	TD%	Int	Int%	Long	Sack/Lost	Rating
D.Carr	423	256	2,488	60.5	5.9	14	3.3	11	2.6	53t	68/424	77.2
T.Banks	25	14	173	56.0	6.9	1	4.0	2	8.0	31	0/0	57.6
D.Williams	1	0	0	0.0	0	0	0.0	0	0.0	0	0/0	39.6
TEXANS	449	270	2,661	60.1	5.9	15	3.3	13	2.9	53t	68/424	76.0
Opponents	469	304	3,727	64.8	7.9	24	5.1	7	1.5	56t	37/206	100.0

# 2005 FINAL STATISTICS (2-14)

## DEFENSIVE STATISTICS

Based on Coaches Film Review

TACKLES	Solo	Asst	Total	Sk Yds	QB Press	INT- Yards	Pass Def.	Forced Fumbles	Fumble Recoveries
M.Greenwood	87	57	144	2.0-8	6	0-0	4	1	2
D.Polk	75	60	135	3.5-13	6	0-0	1	3	0
C.Brown	61	41	102	0.0-0	1	1-5	4	1	0
R.Smith	60	42	102	1.5-8	10	0-0	3	1	1
S.Payne	48	50	98	4.0-18	6	0-0	1	1	0
D.Robinson	69	24	93	1.0-0	1	1-1	21	3	0
M.Coleman	41	25	66	0.0-0	0	1-6	3	0	0
A.PEEK	37	20	57	6.0-32	23	0-0	2	2	2
D.Faggins	37	16	53	0.0-0	0	0-0	14	0	0
G.Earl	26	25	51	0.0-0	3	2-2	7	0	0
S.Orr	34	13	47	7.0-40	14	0-0	1	3	0
J.Babin	31	14	45	4.0-27	17	0-0	1	2	0
G.Walker	28	17	45	1.0-13	8	0-0	3	2	0
K.Wong	24	21	45	1.0-3	2	0-0	1	0	0
T.Johnson	20	24	44	1.0-4	2	0-0	0	0	0
J.Deloach	12	18	30	1.0-7	0	0-0	0	0	0
P.Buchanon	22	7	29	0.0-0	0	0-0	4	0	0
J.Simmons	18	11	29	1.0-6	0	0-0	1	1	1
J.Ioane	13	14	27	0.0-0	0	0-0	0	1	0
T.Evans	16	10	26	0.0-0	1	1-3	1	0	0
L.Sanders	18	4	22	0.0-0	1	1-29	4	1	0
A.Malone	4	7	11	1.0-2	0	0-0	1	0	0
C.Anderson	6	3	9	1.0-14	1	0-0	1	1	0
J.Bell	4	0	4	0.0-0	0	0-0	3	1	0
C.McKenzie	3	1	4	1.0-10	0	0-0	1	0	0
<b>TEXANS</b>	<b>794</b>	<b>524</b>	<b>1,318</b>	<b>37.0-205</b>	<b>102</b>	<b>7-46</b>	<b>82</b>	<b>24</b>	<b>6</b>

## SPECIAL TEAMS STATISTICS

SPECIAL TEAMS	Solo	Asst	Total	PAT	Blocks Punt	FG	Forced Fumbles	Fumble Recoveries
R.Walker	12	6	18	0	1	0	0	1
C.Anderson	11	3	14	0	0	0	0	1
M.Norris	7	5	12	0	0	0	1	0
T.Evans	8	3	11	0	0	0	0	0
J.Wells	4	6	10	0	0	0	1	0
L.Sanders	8	2	10	0	0	0	0	0
S.Orr	5	4	9	0	0	0	0	0
J.Simmons	6	2	8	0	0	0	0	0
M.Rivers	7	0	7	0	0	0	0	0
D.Polk	4	1	5	0	0	0	0	0
F.Chamberlin	2	3	5	0	0	0	0	0
J.Bell	1	3	4	0	0	0	0	0
B.Pittman	3	0	3	0	0	0	0	0
D.Faggins	2	1	3	0	0	0	0	0
C.Brown	2	1	3	0	0	0	1	0
J.Anderson	1	0	1	0	0	0	0	0
M.Murphy	1	0	1	0	0	0	0	0
G.Earl	1	0	1	0	0	0	0	0
C.Bradford	1	0	1	0	0	0	0	0
C.Stanley	1	0	1	0	0	0	0	0
V.Morency	0	0	0	0	0	0	0	1
<b>TEXANS</b>	<b>87</b>	<b>40</b>	<b>127</b>	<b>0</b>	<b>1</b>	<b>0</b>	<b>3</b>	<b>3</b>

# 2006 FINAL STATISTICS (6-10)

Date	W/L	Score	Opponent	Attendance
9/10	L	10-24	Philadelphia	70,180*
9/17	L	24-43	at Indianapolis	56,614*
9/24	L	15-31	Washington	70,069*
10/1	W	17-15	Miami	70,071*
10/15	L	6-34	at Dallas	63,186*
10/22	W	27-7	Jacksonville	70,035*
10/29	L	22-28	at Tennessee	69,143*
11/5	L	10-14	at N.Y. Giants	78,485*
11/12	W	13-10	at Jacksonville	65,918*
11/19	L	21-24	Buffalo	70,125*
11/26	L	11-26	at N.Y. Jets	76,596*
12/3	W	23-14	at Oakland	46,276
12/10	L	20-26 OT	Tennessee	70,760*
12/17	L	7-40	at New England	68,756*
12/24	W	27-24	Indianapolis	70,132*
12/31	W	14-6	Cleveland	70,097*

\*Sellouts

## TEAM STATISTICS

	TEXANS	Opponents
TOTAL FIRST DOWNS	282	312
Rushing	106	115
Passing	156	174
Penalty	20	23
3rd Down: Made / Att.	77/198	88/198
3rd Down Pct.	38.9	44.4
4th Down: Made / Att.	9/13	5/11
4th Down Pct.	69.2	45.5
TIME OF POSSESSION	29:14	30:46
TOTAL NET YARDS	4,465	5,400
Avg. Per Game	279.1	337.5
Total Plays	955	979
Avg. Per Play	4.7	5.5
NET YARDS RUSHING	1,687	1,956
Avg. Per Game	105.4	122.3
Total Rushes	431	446
NET YARDS PASSING	2,778	3,444
Avg. Per Game	173.6	215.3
Sacked/Yards Lost	43/254	28/191
Gross Yards	3,042	3,635
Attempts/Completions	481/329	505/328
Completion Pct.	68.4%	65.0%
Had Intercepted	13	11
PUNTS/AVERAGE	76/41.6	65/45.4
NET PUNTING AVG.	36.7	37.6
PENALTIES/YARDS	90/761	96/792
FUMBLES/BALL LOST	28/12	16/11
TOUCHDOWNS	30	42
Rushing	13	16
Passing	14	22
Returns	3	4

## SCORE BY PERIODS

	1	2	3	4	OT	Total
TEXANS	55	52	59	101	0	267
Opponents	72	103	86	99	6	366

## SCORING

	TD	Ru	Pa	Rt	PAT	FG	SAF	TP
K.Brown	0	0	0	0	26/27	19/25	0	83
R.Dayne	5	5	0	0	0/0	0/0	1	32
A.Johnson	5	0	5	0	0/0	0/0	0	30
O.Daniels	5	0	5	0	0/0	0/0	0	30
W.Lundy	4	4	0	0	0/0	0/0	1	26
D.Carr	2	2	0	0	0/0	0/0	0	12
M.Bruener	2	0	2	0	0/0	0/0	0	12
E.Moulds	1	0	1	0	0/0	0/0	0	6
D.Faggins	1	0	0	1b	0/0	0/0	0	6
V.Leach	1	0	1	0	0/0	0/0	0	6
A.Maddox	1	0	0	1c	0/0	0/0	0	6
D.Robinson	1	0	0	1a	0/0	0/0	0	6
S.Gado	1	1	0	0	0/0	0/0	0	6
C.Taylor	1	1	0	0	0/0	0/0	0	6
TEXANS	30	13	14	3	26/27	19/25	2	267
Opponents	42	16	22	4	39/40	25/29	0	366

a-D.Robinson 9-yd. INT return, vs. BUF; b-D.Faggins 58 yd. FUM return, at OAK; c-A.Maddox 47-yd. FUM return, vs. CLE.

RUSHING	No.	Yds	Avg	Long	TD
R.Dayne	151	612	4.1	19	5
W.Lundy	124	476	3.8	35	4
S.Gado	54	217	4.0	34	1
D.Carr	53	195	3.7	16	2
C.Taylor	28	123	4.4	17	1
J.Cook	3	18	6.0	14	0
A.Johnson	3	14	4.7	18	0
V.Morency	5	13	2.6	12	0
E.Moulds	1	6	6.0	6	0
S.Rosenfels	4	5	1.3	7	0
E.Shepherd	2	5	2.5	6	0
K.Walter	1	3	3.0	3	0
J.Simmons	1	0	0.0	0	0
C.Stanley	1	0	0.0	0	0
TEXANS	431	1,687	3.9	35	13
Opponents	446	1,956	4.4	39t	16

RECEIVING	No.	Yds	Avg	Long	TD
A.Johnson	103	1,147	11.1	53	5
E.Moulds	57	557	9.8	29	1
O.Daniels	34	352	10.4	33t	5
W.Lundy	33	204	6.2	15	0
J.Cook	18	107	5.9	15	0
K.Walter	17	160	9.4	15	0
S.Gado	16	80	5.0	19	0
R.Dayne	14	77	5.5	13	0
J.Putzier	13	125	9.6	26	0
M.Bruener	9	62	6.9	25	2
V.Leach	6	61	10.2	19	1
C.Taylor	3	40	13.3	24	0
E.Shepherd	3	22	7.3	8	0
D.Anderson	1	27	27.0	27	0
V.Morency	1	6	6.0	6	0
D.Lewis	1	5	5.0	5	0
TEXANS	329	3,032	9.2	53	14
Opponents	328	3,635	11.1	83t	22

INTERCEPTIONS	No.	Yds	Avg	Long	TD
D.Robinson	2	9	4.5	9t	1
D.Faggins	2	0	0.0	0	0
A.Weaver	1	21	21.0	21	0
D.McClellan	1	19	19.0	19	0
D.Ryans	1	16	16.0	16	0
J.Simmons	1	11	11.0	11	0
G.Earl	1	2	2.0	2	0
C.Brown	1	0	0.0	0	0
M.Greenwood	1	0	0.0	0	0
TEXANS	11	78	7.1	21	1
Opponents	13	174	13.4	41	0

PUNTING	No.	Yds	Avg	Net	TB	In	Lg	B
C.Stanley	76	3,161	41.6	36.7	5	15	62	0
TEXANS	76	3,161	41.6	36.7	5	15	62	0
Opponents	65	2,949	45.4	37.6	13	25	75	0

PUNT RETURNS	Ret	FC	Yds	Avg	Long	TD
D.Wynn	12	9	139	11.6	58	0
P.Buchanan	8	2	79	9.9	45	0
E.Shepherd	3	2	24	8.0	14	0
D.Lewis	0	2	0	0	0	0
TEXANS	23	15	242	10.5	58	0
Opponents	36	24	275	7.6	53t	1

KICKOFF RETURNS	No.	Yds	Avg	Long	TD
D.Wynn	30	670	22.3	38	0
E.Shepherd	17	395	23.2	42	0
J.Mathis	7	192	27.4	87	0
P.Buchanan	5	106	21.2	28	0
W.Lundy	4	67	16.8	23	0
D.Anderson	3	90	30.0	38	0
D.Lewis	1	27	27.0	27	0
R.Alexander	1	18	18.0	18	0
T.Johnson	1	17	17.0	17	0
M.Bruener	1	8	8.0	8	0
J.Cook	1	2	2.0	2	0
K.Wong	0	17	0	17	0
TEXANS	71	1,609	22.7	87	0
Opponents	52	1,215	23.4	93t	1

FIELD GOALS	1-19	20-29	30-39	40-49	50+
K.Brown	1/1	4/4	3/5	11/13	0/2
TEXANS	1/1	4/4	3/5	11/13	0/2
Opponents	0/0	6/7	9/10	8/9	2/3

## FIELD GOALS

K.Brown: (36G, 43N, 50G, 54N, 23G, 24G, 35G)(30G) ( ) ( ) ( ) (45G, 33G) (41G, 34G) (19G, 31G) (40G, 52N) ( ) (38G) (49G) (36G)  
Opponents: ( ) (39G) ( ) (29G, 20G) (33G) (39G, 30G) (31G, 29G, 22G) (23G) (40G, 40G) (29N, 44N, 23G, 20G) (21G, 38N, 32G, 37B, 28G)

PASSING	Att	Comp	Yds	Cmp%	Yds/Att	TD	TD%	Int	Int%	Long	Sack/Lost	Rating
D.Carr	442	302	2,767	68.3	6.3	11	2.5	12	2.7	53	41/240	82.1
S.Rosenfels	39	27	265	69.2	6.8	3	7.7	1	2.6	28	1/5	103.0
W.Lundy	0	0	0	0.0	0.0	0	0.0	0	0.0	0	1/9	0.0
TEXANS	481	329	3,032	68.4	6.3	14	2.9	13	2.7	53	43/254	83.8
Opponents	505	328	3,635	65.0	7.2	22	4.4	11	2.2	83t	28/191	91.7



# 2006 FINAL STATISTICS (6-10)

## DEFENSIVE STATISTICS

TACKLES	Solo	Asst	Total	Sk Yds	QB Press	INT- Yards	Pass Def.	Forced Fumbles	Fumble Recoveries
D.Ryans	126	30	156	3.5-30.5	9	1 (16)	8	1	1
M.Greenwood	84	26	110	1.0-0	1	1 (0)	4	2	3
D.Robinson	70	13	83	0.0-0	1	2 (9)	14	1	0
C.Brown	65	10	75	1.0-10.0	3	1 (0)	7	1	1
G.Earl	57	13	70	2.0-22.0	2	1 (2)	5	1	0
M.Williams	35	12	47	4.5-20.5	5	0-0	4	1	1
J.Simmons	30	8	38	0.0-0	0	1 (11)	2	0	0
L.Sanders	29	8	37	0.0-0	0	0-0	6	0	0
A.Maddox	24	13	37	2.0-9.0	1	0-0	0	0	0
A.Weaver	26	9	35	1.0-3.0	4	1 (21)	7	0	1
D.Faggins	27	3	30	1.0-2.0	1	2 (0)	12	1	2
D.McCleon	21	7	28	0.0-0	0	1 (19)	2	2	1
S.Orr	23	4	27	1.5-7.5	2	0-0	1	0	1
J.Babin	19	6	25	5.0-39.0	7	0-0	0	0	0
N.Kalu	16	5	21	2.0-21.0	7	0-0	1	0	0
Th.Johnson	15	4	19	0.0-0	3	0-0	0	0	0
A.PEEK	9	5	14	1.0-9.0	2	0-0	0	2	0
S.Payne	10	2	12	1.0-5.0	1	0-0	0	1	0
K.Wong	9	3	12	0.0-0	0	0-0	0	0	0
Tr.Johnson	8	3	11	0.0-0	0	0-0	1	0	0
G.Scott	7	4	11	0.0-0	0	0-0	0	0	0
L.Dalton	8	2	10	1.0-2.0	1	0-0	0	0	0
D.Wynn	4	2	6	0.0-0	0	0-0	0	0	0
C.Anderson	3	2	5	0.0-0	0	0-0	1	0	0
C.Killings	2	3	5	0.0-0	0	0-0	0	0	0
V.Hutchins	2	1	3	0.0-0	0	0-0	0	0	0
P.Buchanon	2	0	2	0.0-0	0	0-0	1	0	0
E.Cochran	2	0	2	0.0-0	0	0-0	0	0	0
A.Malone	1	1	2	0.5-2.5	0	0-0	0	0	0
D.Johnson	1	0	1	0.0-0	0	0-0	0	0	0
D.Polk	1	0	1	0.0-0	0	0-0	0	0	0
T.Evans	0	1	1	0.0-0	0	0-0	0	0	0
<b>TEXANS</b>	<b>736</b>	<b>200</b>	<b>936</b>	<b>28.0-183.0</b>	<b>50</b>	<b>11 (43)</b>	<b>76</b>	<b>13</b>	<b>11</b>

## SPECIAL TEAMS STATISTICS

SPECIAL TEAMS	Solo	Asst	Total	PAT	Blocks Punt	FG	Forced Fumbles	Fumble Recoveries
T.Evans	11	2	13	0	0	0	0	0
C.Anderson	10	1	11	0	0	0	0	0
D.Polk	6	4	10	0	0	0	0	0
J.Simmons	9	0	9	0	0	0	0	0
K.Walter	8	0	8	0	0	0	0	0
L.Sanders	6	0	6	0	0	0	0	0
S.Orr	5	0	5	0	0	0	0	0
G.Earl	4	1	5	0	0	0	0	0
J.Cook	4	1	5	0	0	0	0	0
C.Taylor	3	0	3	0	0	0	0	0
B.Pittman	2	1	3	0	0	0	0	0
C.Brown	2	0	2	0	0	0	0	0
D.Anderson	2	0	2	0	0	0	0	0
D.Wynn	2	0	2	0	0	0	0	0
V.Leach	2	0	2	0	0	0	0	0
A.PEEK	2	0	2	0	0	0	0	0
V.Hutchins	2	0	2	0	0	0	0	0
O.Daniels	1	0	1	0	0	0	0	0
D.McCleon	1	0	1	0	0	0	0	0
G.Scott	1	0	1	0	0	0	0	0
O.Daniels	1	0	1	0	0	0	0	0
R.Alexander	1	0	1	0	0	0	0	0
S.Rosenfels	1	0	1	0	0	0	0	0
M.Stone	0	1	1	0	0	0	0	0
J.Babin	0	1	1	0	0	0	0	0
K.Garrett	0	1	1	0	0	0	0	0
S.Payne	0	0	0	1	0	0	0	0
<b>TEXANS</b>	<b>86</b>	<b>13</b>	<b>99</b>	<b>1</b>	<b>0</b>	<b>0</b>	<b>0</b>	<b>0</b>

# 2007 FINAL STATISTICS (8-8)

Date	W/L	Score	Opponent	Attendance
9/9	W	20-3	Kansas City	70,080*
9/16	W	34-21	at Carolina	73,665*
9/23	L	24-30	Indianapolis	70,765*
9/30	L	16-26	at Atlanta	69,312*
10/7	W	22-19	Miami	70,156*
10/14	L	17-37	at Jacksonville	63,715
10/21	L	36-38	Tennessee	70,734*
10/28	L	10-35	at San Diego	60,439*
11/4	W	24-17	at Oakland	49,603
11/18	W	23-10	New Orleans	70,780*
11/25	L	17-27	at Cleveland	72,730*
12/2	L	20-28	at Tennessee	69,143*
12/9	W	28-14	Tampa Bay	70,237*
12/13	W	31-13	Denver	70,747*
12/23	L	15-38	at Indianapolis	57,262*
12/30	W	42-28	Jacksonville	70,660*

\*Sellouts

TEAM STATISTICS	TEXANS	Opponents
TOTAL FIRST DOWNS	295	325
Rushing	96	107
Passing	190	197
Penalty	9	21
3rd Down: Made/Att	86/193	83/198
3rd Down Pct.	44.6%	41.9%
4th Down: Made/Att	11/15	8/16
4th Down Pct.	73.3%	50.0%
Possession Avg.	29:41	30:19
TOTAL NET YARDS	5,337	5,507
Avg. Per Game	333.6	344.2
Total Plays	968	994
Avg. Per Play	5.5	5.5
NET YARDS RUSHING	1,586	1,825
Avg. Per Game	99.1	114.1
Total Rushes	417	417
NET YARDS PASSING	3,751	3,682
Avg. Per Game	234.4	230.1
Sacked/Yards Lost	22/174	31/196
Gross Yards	3,925	3,878
Attempts/Completions	529/346	546/361
Completion Pct.	65.4%	66.1%
Had Intercepted	21	11
PUNTS/AVERAGE	55/41.7	59/43.0
NET PUNTING AVG.	37.9	37.1
PENALTIES/YARDS	82/636	81/614
FUMBLES/BALL LOST	26/17	24/14
TOUCHDOWNS	43	43
Rushing	12	15
Passing	24	25
Returns	7	3

SCORE BY PERIODS	1	2	3	4	OT	Total
TEXANS	87	92	61	139	0	379
Opponents	81	132	90	81	0	384

SCORING	TD	Ru	Pa	Rt	PAT	FG	SAF	TP
K.Brown	0	0	0	0	40/40	25/29	0	115
A.Johnson	8	0	8	0	0/0	0/0	0	48
A.Davis	6	0	3	3e,f	0/0	0/0	1	38
R.Dayne	6	6	0	0	0/0	0/0	0	36
K.Walker	5	0	4	1b	0/0	0/0	0	30
O.Daniels	3	0	3	0	0/0	0/0	0	18
V.Leach	3	1	2	0	0/0	0/0	0	18
A.Green	2	2	0	0	0/0	0/0	0	12
J.Dreessen	2	0	2	0	0/0	0/0	0	12
D.Walker	1	1	0	0	0/0	0/0	1	8
S.Gado	1	1	0	0	0/0	0/0	1	8
J.Mathis	1	0	0	1c	0/0	0/0	0	6
S.Rosenfels	1	1	0	0	0/0	0/0	0	6
J.Putzier	1	0	1	0	0/0	0/0	0	6
D.Anderson	1	0	1	0	0/0	0/0	0	6
M.Williams	1	0	0	1a	0/0	0/0	0	6
D.Ryans	1	0	0	1d	0/0	0/0	0	6
TEXANS	43	12	24	7	40/40	25/29	3	379
Opponents	43	15	25	3	42/43	28/33	0	384

a-M.Williams 38-yard FUM ret. vs. KC (9/9); b-K.Walker FUM rec. in end zone at CAR (9/16); c-J.Mathis 84-yard kickoff ret. vs. IND (9/23); d-D.Ryans 26-yard FUM ret. vs. TEN (10/21); 3-A.Davis 97-yard kickoff ret. vs. TB (12/9); f-A.Davis 97-yard kickoff ret. and 104-yard kickoff ret. vs. JAX (12/31).

RUSHING	No.	Yds	Avg	Long	TD
R.Dayne	194	773	4.0	39	6
D.Walker	58	264	4.6	41	1
A.Green	70	260	3.7	18	2
A.Echemandu	20	85	4.3	20	0
M.Schaub	17	52	3.1	12	0
S.Rosenfels	21	51	2.4	19	1
S.Gado	18	46	2.6	7	1
K.Walker	5	30	6.0	13	0
J.Cook	8	24	3.0	9	0
V.Leach	2	2	1.0	1t	1
M.Turk	1	0	0.0	0	0
J.Jones	3	-1	-0.3	4	0
TEXANS	417	1,586	3.8	41	12
Opponents	417	1,825	4.4	76	15

RECEIVING	No.	Yds	Avg	Long	TD
K.Walker	65	800	12.3	46	4
O.Daniels	63	768	12.2	29	3
A.Johnson	60	851	14.2	77t	8
A.Davis	33	583	17.7	53t	3
V.Leach	25	108	4.3	15	2
R.Dayne	17	112	6.6	17	0
J.Jones	15	149	9.9	26	0
A.Green	14	123	8.8	53	0
D.Walker	13	81	6.2	9	0
D.Anderson	12	131	10.9	24	1
S.Gado	8	59	7.4	20	0
J.Cook	8	40	5.0	9	0
J.Putzier	6	39	6.5	11	1
J.Dreessen	4	55	13.8	28t	2
A.Echemandu	2	11	5.5	7	0
J.Mathis	1	15	15.0	15	0
TEXANS	346	3,925	11.3	77t	24
Opponents	361	3,878	10.7	74t	25

INTERCEPTIONS	No.	Yds	Avg	Long	TD
F.Bennett	3	47	15.7	33	0
D.Robinson	2	6	3.0	10	0
C.Brown	1	9	9.0	9	0
V.Hutchins	1	8	8.0	8	0
M.Greenwood	1	3	3.0	3	0
D.Clark	1	1	1.0	1	0
D.Ryans	1	1	1.0	1	0
T.Johnson	1	0	0.0	0	0
TEXANS	11	75	6.8	33	0
Opponents	21	272	13.0	70t	1

PUNTING	No.	Yds	Avg	Net	TB	In	Lg	B
M.Turk	55	2,296	41.7	37.9	3	24	59	0
TEXANS	55	2,296	41.7	37.9	3	24	59	0
Opponents	59	2,535	43.0	37.1	3	24	64	0

PUNT RETURNS	Ret	FC	Yds	Avg	Long	TD
J.Jones	30	7	286	9.5	74	0
D.Wynn	2	1	1	0.5	4	0
D.Anderson	1	0	0	0.0	0	0
TEXANS	33	8	287	8.7	74	0
Opponents	19	17	151	7.9	22	0

KICKOFF RETURNS	No	Yds	Avg	Long	TD
A.Davis	32	968	30.3	104t	3
D.Wynn	22	523	23.8	39	0
J.Mathis	11	320	29.1	84t	1
J.Jones	4	78	19.5	23	0
J.Cook	2	33	16.5	21	0
V.Leach	2	26	13.0	14	0
K.Walker	1	7	7.0	7	0
M.Boulware	0	6	0	6	0
TEXANS	74	1,961	26.5	104t	4
Opponents	69	1,593	23.1	52	0

FIELD GOALS	1-19	20-29	30-39	40-49	50+
K.Brown	1/1	6/7	6/6	7/10	5/5
TEXANS	1/1	6/7	6/6	7/10	5/5
Opponents	0/0	14/14	6/7	6/8	2/4

PASSING	Att	Comp	Yds	Cmp%	Yds/Att	TD	TD%	Int	Int%	Long	Sack/Lost	Rating
M.Schaub	289	192	2,241	66.4	7.8	9	3.1	9	3.1	77t	16/126	87.2
S.Rosenfels	240	154	1,684	64.2	7.0	15	6.3	12	5.0	53t	6/48	84.8
TEXANS	529	346	3,925	65.4	7.4	24	4.5	21	4.0	77t	22/174	86.1
Opponents	546	361	3,878	66.1	7.1	25	4.6	11	2.0	74t	31/196	93.7

# 2007 FINAL STATISTICS (8-8)

## DEFENSIVE STATISTICS

TACKLES	Solo	Asst	Total	Sk Yds	QB Press	INT- Yards	Pass Def.	Forced Fumbles	Fumble Recoveries
D.Ryans	98	29	127	2.0 (18.0)	2	1-1	7	1	3
M.Greenwood	90	28	118	1.0 (8.0)	2	1-3	4	1	0
V.Hutchins	77	16	93	0.5 (2.5)	1	1-8	6	0	0
C.Brown	64	19	83	0.0-0	0	1-9	8	2	3
M.Williams	43	16	59	14.0 (82.5)	15	0-0	1	2	1
F.Bennett	49	6	55	0.0-0	1	3-47	14	2	0
W.Demps	38	11	49	0.0-0	1	0-0	5	2	1
D.Faggins	37	6	43	0.0-0	0	0-0	4	1	1
D.Clark	34	9	43	0.0-0	1	1-1	1	0	0
A.Weaver	32	9	41	0.0-0	0	0-0	0	0	0
T.Johnson	27	14	41	0.0-0	0	1-0	5	0	0
D.Robinson	29	5	34	0.0-0	0	2-6	7	0	0
A.Okoye	23	9	32	5.5 (33.5)	8	0-0	0	1	0
E.Cochran	19	6	25	1.0 (6.0)	1	0-0	4	1	1
C.Anderson	15	9	24	2.0 (17.0)	3	0-0	1	0	0
J.Zgonina	10	7	17	0.0-0	1	0-0	0	0	0
A.Maddox	15	1	16	2.0 (14.0)	2	0-0	1	0	0
J.Fletcher	12	1	13	0.0-0	0	0-0	3	1	0
N.Kalu	8	5	13	3.0 (14.5)	7	0-0	1	0	0
M.Boulware	3	2	5	0.0-0	0	0-0	2	0	0
D.Wynn	4	1	5	0.0-0	0	0-0	4	0	0
Z.Diles	5	0	5	0.0-0	0	0-0	0	0	0
S.Orr	2	1	3	0.0-0	0	0-0	0	0	0
S.Barber	1	1	2	0.0-0	0	0-0	0	0	0
T.Bulman	2	0	2	0.0-0	1	0-0	0	0	0
J.Simmons	1	0	1	0.0-0	0	0-0	1	0	0
C.Killings	1	0	1	0.00	0	0-0	0	0	0
<b>TEXANS</b>	<b>739</b>	<b>211</b>	<b>950</b>	<b>31.0-196.0</b>	<b>46</b>	<b>11-75</b>	<b>79</b>	<b>14</b>	<b>10</b>

## SPECIAL TEAMS STATISTICS

SPECIAL TEAMS	Solo	Asst	Total	PAT	Blocks Punt	FG	Forced Fumbles	Fumble Recoveries
J.Cook	12	1	13	0	0	0	0	0
J.Dreessen	9	1	10	0	0	0	0	0
Z.Diles	8	1	9	0	0	0	0	0
D.Clark	6	2	8	0	0	0	1	0
F.Bennett	5	2	7	0	0	0	0	0
C.Anderson	4	3	7	0	0	0	0	1
M.Boulware	4	2	6	1	0	0	0	0
J.Fletcher	6	0	6	0	0	0	0	0
C.Cox	6	0	6	0	0	0	0	0
S.Orr	4	1	5	0	0	0	0	0
S.Barber	3	1	4	0	0	0	0	0
V.Leach	3	1	4	0	0	0	0	0
D.Faggins	3	0	3	0	0	0	1	0
W.Demps	3	0	3	0	0	0	0	1
H.Williams	2	0	2	0	0	0	0	0
B.Pittman	2	0	2	0	0	0	0	0
K.Brown	1	0	1	0	0	0	0	0
D.Ryans	1	0	1	0	0	0	1	0
E.Cochran	1	0	1	0	0	0	0	0
D.Anderson	1	0	1	0	0	0	0	0
A.Davis	1	0	1	0	0	0	0	1
C.Brown	0	1	1	0	0	0	0	0
K.Walter	1	0	1	0	0	0	0	1
D.Wynn	1	0	1	0	0	0	0	0
D.Robinson	0	0	0	0	0	1	0	0
<b>TEXANS</b>	<b>87</b>	<b>16</b>	<b>103</b>	<b>1</b>	<b>0</b>	<b>1</b>	<b>3</b>	<b>4</b>



# 2008 FINAL STATISTICS (8-8)

Date	W/L	Score	Opponent	Attendance
9/7	L	17-38	at Pittsburgh	64,001*
9/21	L	12-31	at Tennessee	69,143*
9/28	L	27-30 OT	at Jacksonville	64,061*
10/5	L	27-31	Indianapolis	70,118*
10/12	W	29-28	Miami	70,023*
10/19	W	28-21	Detroit	70,081*
10/26	W	35-6	Cincinnati	70,112*
11/2	L	21-28	at Minnesota	62,839*
11/9	L	13-41	Baltimore	70,552*
11/16	L	27-33	at Indianapolis	66,201*
11/23	W	16-6	at Cleveland	72,077*
12/1	W	30-17	Jacksonville	70,809*
12/7	W	24-21	at Green Bay	70,245*
12/14	W	13-12	Tennessee	70,831*
12/21	L	16-27	at Oakland	43,687
12/28	W	31-24	Chicago	70,838*

\*Sellouts

TEAM STATISTICS	TEXANS	Opponents
TOTAL FIRST DOWNS	340	300
Rushing	106	114
Passing	210	167
Penalty	24	19
3rd Down: Made/Att	83/197	74/188
3rd Down Pct.	42.1%	39.4%
4th Down: Made/Att	14/23	10/13
4th Down Pct.	60.9%	76.9%
POSSESSION AVG.	31:57	28:03
TOTAL NET YARDS	6,113	5,385
Avg. Per Game	382.1	336.6
Total Plays	1,019	935
Avg. Per Play	6.0	5.8
NET YARDS RUSHING	1,846	1,962
Avg. Per Game	115.4	122.6
Total Rushes	432	439
NET YARDS PASSING	4,267	3,423
Avg. Per Game	266.7	213.9
Sacked/Yards Lost	32/207	25/175
Gross Yards	4,474	3,598
Attempts/Completions	555/367	471/294
Completion Pct.	66.1%	62.4%
Had Intercepted	20	12
PUNTS/AVERAGE	53/42.3	67/44.4
NET PUNTING AVG.	35.2	37.2
PENALTIES/YARDS	80/664	81/659
FUMBLES/BALL LOST	28/12	19/10
TOUCHDOWNS	40	45
Rushing	16	18
Passing	21	24
Returns	3	3

SCORE BY PERIODS	1	2	3	4	OT	Total
TEXANS	77	109	78	102	0	366
Opponents	84	85	86	136	3	394

SCORING	TD	Ru	Pa	Rt	PAT	FG	SAF	TP
K.Brown	0	0	0	0	37/37	29/33	0	124
S.Slaton	10	9	1	0	0/0	0/0	0	60
A.Johnson	8	0	8	0	0/0	0/0	1	50
K.Walter	8	0	8	0	0/0	0/0	0	48
A.Green	3	3	0	0	0/0	0/0	0	18
M.Schaub	2	2	0	0	0/0	0/0	0	12
O.Daniels	2	0	2	0	0/0	0/0	0	12
D.Anderson	2	0	2	0	0/0	0/0	0	12
J.Jones	2	0	0	2a	0/0	0/0	0	12
R.Moats	1	1	0	0	0/0	0/0	0	6
V.Leach	1	1	0	0	0/0	0/0	0	6
J.Reeves	1	0	0	1b	0/0	0/0	0	6
TEXANS	40	16	21	3	37/37	29/33	1	366
Opponents	45	18	24	3	43/43	25/29	2	394

a- J.Jones 70-yard punt return vs. MIA (10/12); J.Jones 73-yard punt return vs. CIN (10/26);  
b- J.Reeves 44-yard INT return at MIN (11/2).

RUSHING	No.	Yds	Avg	Long	TD
S.Slaton	268	1282	4.8	71t	9
A.Green	74	294	4.0	14	3
R.Moats	26	94	3.6	12	1
M.Schaub	31	68	2.2	10	2
C.Taylor	14	37	2.6	17	0
S.Rosenfels	11	37	3.4	15	0
K.Walter	3	23	7.7	13	0
M.Turk	1	18	18.0	18	0
V.Leach	1	1	1.0	1t	1
C.Sapp	2	-3	-1.5	0	0
J.Jones	1	-5	-5.0	-5	0
TEXANS	432	1,846	4.3	71t	16
Opponents	439	1,962	4.5	41t	18

RECEIVING	No.	Yds	Avg	Long	TD
A.Johnson	115	1575	13.7	65	8
O.Daniels	70	862	12.3	35	2
K.Walter	60	899	15.0	61	8
S.Slaton	50	377	7.5	46	1
D.Anderson	19	241	12.7	65	2
A.Davis	13	213	16.4	49	0
V.Leach	12	103	8.6	22	0
J.Dreessen	11	77	7.0	13	0
A.Green	11	32	2.9	8	0
J.Jones	3	81	27.0	45	0
R.Moats	3	14	4.7	5	0
TEXANS	367	4,474	12.2	65	21
Opponents	294	3,598	12.2	96t	24

INTERCEPTIONS	No.	Yds	Avg	Long	TD
J.Reeves	4	108	27.0	44t	1
E.Wilson	2	36	18.0	19	0
F.Bennett	2	26	13.0	23	0
D.Robinson	2	0	0.0	0	0
A.Weaver	1	8	8.0	8	0
Z.Diles	1	0	0.0	0	0
TEXANS	12	178	14.8	44t	1
Opponents	20	221	11.1	99t	1

PUNTING	No.	Yds	Avg	Net	TB	In	Lg	B
M.Turk	55	2,296	41.7	37.9	3	24	59	0
TEXANS	55	2,296	41.7	37.9	3	24	59	0
Opponents	59	2,535	43.0	37.1	3	24	64	0

PUNT RETURNS	Ret	FC	Yds	Avg	Long	TD
J.Jones	32	17	386	12.1	73t	2
TEXANS	32	17	386	12.1	73t	2
Opponents	21	14	235	11.2	80t	1

KICKOFF RETURNS	No	Yds	Avg	Long	TD
A.Davis	43	993	23.1	50	0
J.Jones	13	280	21.5	30	0
R.Moats	9	212	23.6	32	0
V.Leach	3	34	11.3	15	0
C.Taylor	1	17	17.0	17	0
C.White	1	7	7.0	7	0
C.Sapp	1	7	7.0	7	0
K.Walter	1	0	0.0	0	0
TEXANS	72	1,550	21.5	50	0
Opponents	73	1,630	22.3	49	0

FIELD GOALS	1-19	20-29	30-39	40-49	50+
K.Brown	0/0	9/10	10/10	8/10	2/3
TEXANS	0/0	9/10	10/10	8/10	2/3
Opponents	0/0	3/3	11/12	7/9	4/5

PASSING	Att	Comp	Yds	Cmp%	Yds/Att	TD	TD%	Int	Int%	Long	Sack/Lost	Rating
M.Schaub	380	251	3,043	66.1	8.0	15	3.9	10	2.6	65	23/149	92.7
S.Rosenfels	174	116	1,431	66.7	8.2	6	3.4	10	5.7	61	9/58	79.5
M.Turk	1	0	0	0.0	0.0	0	0.0	0	0.0	0	0/0	39.6
TEXANS	555	367	4,474	66.1	8.1	21	3.8	20	3.6	65	32/207	88.4
Opponents	471	294	3,598	62.4	7.6	24	5.1	12	2.5	96t	25/175	92.3

# 2008 FINAL STATISTICS (8-8)

## DEFENSIVE STATISTICS

TACKLES	Solo	Asst	Total	Sk Yds	QB Press	INT- Yards	Pass Def.	Forced Fumbles	Fumble Recoveries
D.Ryans	86	26	112	1.0-9	4	0-0	4	2	3
Z.Diles	47	19	66	1.0-9	2	1-0	2	1	0
E.Wilson	52	11	63	0.0-0	0	2-36	7	0	0
M.Williams	44	9	53	12.0-82	25	0-0	0	4	0
N.Ferguson	42	10	52	0.0-0	1	0-0	2	1	1
J.Reeves	47	3	50	0.0-0	0	4-108	19	1	0
A.Weaver	28	17	45	0.0-0	0	1-8	1	0	0
M.Greenwood	31	12	43	0.0-0	0	0-0	1	0	0
F.Bennett	33	8	41	0.0-0	0	2-26	6	2	0
D.Robinson	35	3	38	0.0-0	1	2-0	6	0	0
X.Adibi	26	8	34	0.0-0	1	0-0	0	0	1
K.Bentley	22	12	34	1.0-15	1	0-0	1	0	1
W.Demps	20	10	30	0.0-0	0	0-0	0	0	0
B.Harrison	21	9	30	0.0-0	1	0-0	1	0	0
T.Johnson	24	5	29	1.0-3	5	0-0	2	1	0
De.Robinson	19	8	27	0.0-0	0	0-0	0	1	0
A.Okoye	15	9	24	1.0-13	3	0-0	2	1	1
D.Faggins	16	3	19	0.0-0	0	0-0	2	0	0
J.Zgonina	13	6	19	0.0-0	1	0-0	0	0	1
T.Bulman	10	7	17	4.0-14	9	0-0	0	0	1
E.Cochran	13	4	17	2.0-21	3	0-0	1	0	0
C.Brown	12	3	15	0.0-0	0	0-0	1	0	0
D.Barber	4	1	5	1.0-9	1	0-0	1	0	0
C.Thompson	4	1	5	1.0-0	4	0-0	1	0	0
F.Okam	2	2	4	0.0-0	0	0-0	0	0	0
N.Kalu	2	2	4	0.0-0	0	0-0	0	0	0
J.Nading	3	1	4	0.0-0	0	0-0	0	0	0
TEAM	3	0	3	0.0-0	0	0-0	0	0	0
A.Molden	1	0	1	0.0-0	0	0-0	0	0	0
TEXANS	675	209	884	25.0-175	62	12-178	60	14	9

## SPECIAL TEAMS STATISTICS

SPECIAL TEAMS	Solo	Asst	Total	PAT	Blocks Punt	FG	Forced Fumbles	Fumble Recoveries
K.Bentley	16	7	23	0	0	0	0	0
A.Molden	16	3	19	0	0	0	0	1
D.Barber	8	2	10	0	0	0	0	0
D.Faggins	7	2	9	0	0	0	0	0
J.Dreessen	6	2	8	0	0	0	0	0
C.Thompson	4	4	8	0	0	0	0	0
N.Ferguson	6	1	7	0	0	0	0	0
C.Sapp	5	0	5	0	0	0	0	0
V.Leach	4	0	4	0	0	0	0	0
J.Reeves	2	1	3	0	0	0	0	1
B.Harrison	3	0	3	0	0	0	0	0
A.Davis	3	0	3	0	0	0	0	0
W.Demps	0	2	2	0	0	0	0	0
R.Moats	1	2	3	0	0	0	1	0
J.Nading	1	1	2	0	0	0	0	0
M.Greenwood	0	2	2	0	0	0	0	0
C.Taylor	1	0	1	0	0	0	0	0
F.Bennett	2	0	2	0	0	0	0	0
T.Bulman	1	0	1	0	0	0	0	0
K.Brown	1	0	1	0	0	0	0	1
X.Adibi	1	0	1	0	0	0	0	0
D.Anderson	0	1	1	0	0	0	0	0
B.Pittman	0	1	1	0	0	0	0	0
TEAM	1	0	1	0	0	0	0	0
J.Jones	0	0	0	0	0	0	1	1
TEXANS	89	31	120	0	0	0	2	4

# 2009 FINAL STATISTICS (9-7)

Date	W/L	Score	Opponent	Attendance
9/13	L	7-24	N.Y. Jets	70,118*
9/20	W	34-31	at Tennessee	69,143*
9/27	L	24-31	Jacksonville	70,083*
10/4	W	29-6	Oakland	70,291*
10/11	L	21-28	at Arizona	61,819
10/18	W	28-17	at Cincinnati	64,019*
10/25	W	24-21	San Francisco	70,820*
11/1	W	31-10	at Buffalo	69,790
11/8	L	17-20	at Indianapolis	66,033*
11/23	L	17-20	Tennessee	71,153*
11/29	L	27-35	Indianapolis	70,990*
12/6	L	18-23	at Jacksonville	42,079
12/13	W	34-7	Seattle	70,380*
12/20	W	16-13	at St. Louis	46,256
12/27	W	27-20	at Miami	65,847
1/3/10	W	34-27	New England	71,029*

\*Sellouts

TEAM STATISTICS	TEXANS	Opponents
TOTAL FIRST DOWNS	340	300
Rushing	93	91
Passing	231	175
Penalty	16	34
3rd Down: Made/Att	82/204	79/201
3rd Down Pct.	40.2%	39.3%
4th Down: Made/Att	8/12	9/21
4th Down Pct.	66.7%	42.9%
POSSESSION AVG.	31:54	28:06
TOTAL NET YARDS	6,129	5,198
Avg. Per Game	383.1	324.9
Total Plays	1,043	974
Avg. Per Play	5.9	5.3
NET YARDS RUSHING	1,475	1,711
Avg. Per Game	92.2	106.9
Total Rushes	425	396
NET YARDS PASSING	4,654	3,487
Avg. Per Game	290.9	217.9
Sacked/Yards Lost	25/149	30/187
Gross Yards	4,803	3,674
Attempts/Completions	593/399	548/344
Completion Pct.	67.3%	62.8%
Had Intercepted	17	14
PUNTS/AVERAGE	67/42.8	76/46.8
NET PUNTING AVG.	39.4	40.4
PENALTIES/YARDS	95/833	92/728
FUMBLES/BALL LOST	21/11	27/13
TOUCHDOWNS	46	39
Rushing	13	17
Passing	29	19
Returns	4	3

SCORE BY PERIODS	1	2	3	4	OT	Total
TEXANS	89	131	75	93	0	388
Opponents	57	135	58	83	0	333

SCORING	TD	Ru	Pa	Rt	PAT	FG	SAF	TP
K.Brown	0	0	0	0	43/44	21/32	0	106
A.Johnson	9	0	9	0	0/0	0/0	1	56
J.Jones- b	7	0	6	1	0/0	0/0	0	42
S.Slaton	7	3	4	0	0/0	0/0	0	42
R.Moats	5	4	1	0	0/0	0/0	0	30
O.Daniels	5	0	5	0	0/0	0/0	0	30
C.Brown	3	3	0	0	0/0	0/0	0	18
A.Foster	3	3	0	0	0/0	0/0	0	18
K.Walter	2	0	2	0	0/0	0/0	0	12
B.Pollard - c	2	0	0	2	0/0	0/0	0	12
J.Dreessen	1	0	1	0	0/0	0/0	0	6
V.Leach	1	0	1	0	0/0	0/0	0	6
D.Barber - a	1	0	0	1	0/0	0/0	0	6
Z.Diles	0	0	0	0	0/0	0/0	0	2
B.Cushing	0	0	0	0	0/0	0/0	0	2
TEXANS	46	13	29	4	43/44	21/32	1	388
Opponents	39	17	19	3	39/39	20/23	0	333

2-Pt. Conversions: TEXANS 1/2, Opponents: 0/0

a-48-yard fumble returned for touchdown (NYJ); b-95-yard punt return for touchdown (OAK); c-70-yard interception return for touchdown (SEA) fumble recovery in end zone (NE).

RUSHING	No.	Yds	Avg	Long	TD
S.Slaton	131	437	3.3	32t	3
R.Moats	101	390	3.9	17	4
C.Brown	79	267	3.4	13	3
A.Foster	54	257	4.8	24	3
M.Schaub	48	57	1.2	19	0
K.Walter	4	26	6.5	13	0
J.Jones	3	22	7.3	17	0
A.Johnson	2	10	5.0	7	0
R.Grossman	3	9	3.0	8	0
TEXANS	425	1,475	3.5	32t	13
Opponents	396	1,711	4.3	91t	17

RECEIVING	No.	Yds	Avg	Long	TD
A.Johnson	101	1,569	15.5	72t	9
K.Walter	53	611	11.5	41	2
S.Slaton	44	417	9.5	38t	4
O.Daniels	40	519	13.0	44	5
D.Anderson	38	370	9.7	27	0
J.Jones	27	437	16.2	45	6
J.Dreessen	26	320	12.3	25t	1
V.Leach	20	155	7.8	26	1
C.Brown	16	74	4.6	12	0
R.Moats	13	106	8.2	20	1
A.Foster	8	93	11.6	20	0
J.Casey	6	64	10.7	32	0
A.Davis	6	59	9.8	21	0
A.Hill	1	9	9.0	9	0
TEXANS	399	4,803	12.0	72t	29
Opponents	344	3,674	10.7	69t	19

INTERCEPTIONS	No.	Yds	Avg	Long	TD
B.Pollard	4	121	30.3	70t	1
B.Cushing	4	26	6.5	20	0
E.Wilson	2	29	14.5	16	0
J.Reeves	1	19	19.0	19	0
J.Busing	1	14	14.0	14	0
D.Barber	1	3	3.0	3	0
B.McCain	1	0	0.0	0	0
TEXANS	14	212	15.1	70t	1
Opponents	17	294	17.3	91t	3

PUNTING	No.	Yds	Avg	Net	TB	In	Lg	B
M.Turk	67	2,866	42.8	39.4	6	24	62	0
TEXANS	67	2,866	42.8	39.4	6	24	62	0
Opponents	76	3,557	46.8	40.4	2	27	67	0

PUNT RETURNS	Ret	FC	Yds	Avg	Long	TD
J.Jones	39	14	426	10.9	62	0
G.Martinez	6	1	23	3.8	11	0
TEXANS	45	15	449	10.0	62	0
Opponents	24	24	104	4.3	18	0

KICKOFF RETURNS	No	Yds	Avg	Long	TD
A.Davis	33	782	23.7	63	0
J.Jones	24	638	26.6	95t	1
V.Leach	2	23	11.5	15	0
G.Martinez	1	6	6.0	6	0
J.Busing	1	0	0.0	0	0
D.Robinson	1	0	0.0	0	0
J.Casey	1	0	0.0	0	0
K.Walter	1	0	0.0	0	0
TEXANS	64	1,449	22.6	95t	1
Opponents	71	1,597	22.5	71	0

FIELD GOALS	1-19	20-29	30-39	40-49	50+
K.Brown	0/0	11/13	6/9	2/6	2/4
TEXANS	0/0	11/13	6/9	2/6	2/4
Opponents	0/0	5/5	4/5	4/5	7/8

K.Brown: (1); (38G, 23G); (27G); (26G, 34G, 33WL); (35B); (28B); (50G); (42G, 22G, 26G); (56G, 42WL); (49WR, 26G, 49WL); (35G, 33G); (32G); 29G, 26B, 48 WR, 31G); (27G, 25G, 52RU, 28G); (49G, 22G); (56WR, 38WR)  
Opponents: (24G); (40G); (52G); (46, 33); (1); (50); (1); (21G); (22G, 37G); (50G, 49WL, 53G); (32WR); (51G, 46G, 24G); (1); (33G, 52G); 27G, 54WR, 38G); (51G, 43G)

PASSING	Att	Comp	Yds	Cmp%	Yds/Att	TD	TD%	Int	Int%	Long	Sack/Lost	Rating
M.Schaub	583	396	4,770	67.9	8.2	29	5.0	15	2.6	72t	25/149	98.6
R.Grossman	9	3	33	33.3	3.7	0	0.0	1	11.1	21	0/0	5.6
C.Brown	1	0	0	0.0	0.0	0	0.0	1	100.0	0	0/0	0.0
TEXANS	593	399	4,803	67.3	8.1	29	4.9	17	2.9	72t	25/149	96.3
Opponents	548	344	3,674	62.8	6.7	19	3.5	14	2.6	69t	30/187	83.2



# 2009 FINAL STATISTICS (9-7)

## DEFENSIVE STATISTICS

TACKLES	Solo	Asst	Total	Sk Yds	Tackles For Loss	QB Hits	INT- Yards	Pass Def.	Forced Fumbles	Fumble Recoveries
B.Cushing	86	47	133	4.0-31	13	13	4-26	10	2	0
D.Ryans	93	30	123	1.0-7	14	5	0-0	2	1	1
B.Pollard	82	20	102	1.5-10	4	2	4-121	7	1	3
G.Quin	54	10	64	0.0-0	3	0	0-0	11	0	0
Z.Diles	45	16	61	0.0-0	7	1	0-0	1	2	1
Du.Robinson	42	7	49	0.0-0	6	0	0-0	5	0	0
M.Williams	38	5	43	9.0-52	13	20	0-0	3	2	1
A.Okoye	26	12	38	1.5-8	6	6	0-0	3	0	0
A.Smith	26	8	34	4.5-26	6	18	0-0	1	2	2
E.Wilson	23	6	29	0.0-0	0	0	2-29	3	1	0
J.Zgonina	23	5	28	2.5-11	3	3	0-0	0	0	1
J.Reeves	23	5	28	0.0-0	0	0	1-19	7	0	0
D.Barber	21	4	25	0.0-0	0	1	1-3	4	0	1
S.Cody	12	9	21	0.5-1	1	2	0-0	1	0	0
J.Busing	19	1	20	0.0-0	0	1	1-140	3	0	0
De.Robinson	16	4	20	0.0-0	0	0	0-0	4	1	0
T.Bulman	12	6	18	0.0-0	1	3	0-0	1	0	0
C.Barwin	11	5	16	4.5-43	4	7	0-0	3	0	1
F.Bennett	12	3	15	0.0-0	0	0	0-0	1	0	0
B.McCain	11	0	11	0.0-0	0	0	1-0	3	0	0
A.Johnson	4	0	4	0.0-0	0	0	0-0	0	0	1
D.Anderson	3	0	3	0.0-0	0	0	0-0	0	0	0
N.Ferguson	2	1	3	0.0-0	0	0	0-0	1	0	0
X.Adibi	2	1	3	0.0-0	0	1	0-0	0	0	0
B.Russell	1	2	3	0.0-0	0	0	0-0	0	0	0
T.Jamison	2	0	2	0.0-0	0	0	0-0	0	0	0
J.Jones	2	0	2	0.0-0	0	0	0-0	0	0	1
K.Bentley	1	0	1	0.0-0	0	0	0-0	0	0	0
J.Casey	1	0	1	0.0-0	1	0	0-0	0	0	0
J.Dreessen	1	0	1	0.0-0	0	0	0-0	0	0	0
C.Pitts	1	0	1	0.0-0	0	0	0-0	0	0	0
K.Studdard	1	0	1	0.0-0	0	0	0-0	0	0	0
C.Myers	1	0	1	0.0-0	0	0	0-0	0	0	0
E.Winston	1	0	1	0.0-0	0	0	0-0	0	0	0
C.White	1	0	1	0.0-0	0	0	0-0	0	0	0
O.Daniels	1	0	1	0.0-0	0	0	0-0	0	0	0
K.Walter	1	0	1	0.0-0	0	0	0-0	0	0	0
M.Schaub	1	0	1	0.0-0	0	0	0-0	0	0	1
R.Grossman	0	0	0	0.0-0	0	0	0-0	0	0	1
V.Leach	0	0	0	0.0-0	0	0	0-0	0	0	1
<b>TEXANS</b>	<b>702</b>	<b>207</b>	<b>909</b>	<b>30.0-91</b>	<b>82</b>	<b>83</b>	<b>14-212</b>	<b>74</b>	<b>12</b>	<b>16</b>

## SPECIAL TEAMS STATISTICS

SPECIAL TEAMS	Solo	Asst	Total	PAT	Blocks Punt	FG	Forced Fumbles	Fumble Recoveries
K.Bentley	9	11	20	0	0	0	0	0
A.Davis	11	1	12	0	0	0	0	2
J.Busing	7	5	12	0	0	0	0	0
G.Martinez	6	3	9	0	0	0	0	0
D.Barber	7	1	8	0	0	0	0	1
X.Adibi	7	1	8	0	0	0	1	0
R.Moats	6	0	6	0	0	0	0	0
N.Ferguson	6	1	7	0	0	0	0	0
J.Dreessen	4	2	6	0	0	0	0	0
C.Thompson	3	2	5	0	0	0	0	0
J.Casey	4	1	5	0	0	0	0	0
G.Quin	2	2	4	0	0	0	0	0
F.Bennett	3	0	3	0	0	0	0	1
C.Barwin	2	1	3	0	0	0	0	0
B.McCain	3	1	4	0	0	0	0	0
J.Reeves	2	1	3	0	0	0	0	0
A.Molden	1	1	2	0	0	0	0	0
A.Foster	1	1	2	0	0	0	0	0
D.Brown	1	0	1	0	0	0	0	0
B.Russell	1	0	1	0	0	0	0	0
K.Brown	1	0	1	0	0	0	0	0
Z.Diles	0	1	1	0	0	0	0	0
<b>TEXANS</b>	<b>87</b>	<b>36</b>	<b>123</b>	<b>0</b>	<b>0</b>	<b>0</b>	<b>1</b>	<b>4</b>
<b>Opponents</b>	<b>71</b>	<b>23</b>	<b>94</b>	<b>0</b>	<b>0</b>	<b>3</b>	<b>0</b>	<b>3</b>

# 2010 FINAL STATISTICS (6-10)

Date	W/L	Score	Opponent	Attendance
9/12	W	34-24	Indianapolis	70,974*
9/19	W	30-27 OT	at Washington	88,240*
9/26	L	13-27	Dallas	71,456*
10/3	W	31-24	at Oakland	32,218
10/10	L	10-34	N.Y. Giants	71,110*
10/17	W	35-31	Kansas City	70,926*
11/1	L	17-30	at Indianapolis	66,363*
11/7	L	23-29	San Diego	70,886*
11/14	L	24-31	at Jacksonville	62,340
11/21	L	27-30	at N.Y. Jets	78,843*
11/28	W	20-0	Tennessee	70,855*
12/2	L	24-34	at Philadelphia	69,144*
12/13	L	28-34 OT	Baltimore	71,413*
12/19	L	17-31	at Tennessee	69,143*
12/26	L	23-24	at Denver	73,691*
1/2/11	W	34-17	Jacksonville	71,023*

\*Sellouts

## TEAM STATISTICS

	Texans	Opponents
TOTAL FIRST DOWNS	360	352
Rushing	118	113
Passing	222	211
Penalty	20	28
3rd Down: Made/Att	79/192	77/195
3rd Down Pct.	41.1%	39.5%
4th Down: Made/Att	9/19	11/13
4th Down Pct.	47.4%	84.6%
POSSESSION AVG.	29:06	30:54
TOTAL NET YARDS	6,186	6,031
Avg. Per Game	386.6	376.9
Total Plays	1,029	1,010
Avg. Per Play	6.0	6.0
NET YARDS RUSHING	2,042	1,751
Avg. Per Game	127.6	109.4
Total Rushes	423	433
NET YARDS PASSING	4,144	4,280
Avg. Per Game	259.0	267.5
Sacked/Yards Lost	32/226	30/219
Gross Yards	4,370	4,499
Attempts/Completions	574/365	547/354
Completion Pct.	63.6%	64.7%
Had Intercepted	12	13
PUNTS/AVERAGE	63/42.1	67/43.7
NET PUNTING AVG.	36.8	38.1
PENALTIES/YARDS	90/690	105/851
FUMBLES/BALL LOST	15/6	16/5
TOUCHDOWNS	44	52
Rushing	20	16
Passing	24	33
Returns	0	3

## SCORE BY PERIODS

	1	2	3	4	OT	Total
TEXANS	53	98	108	128	3	390
Opponents	96	139	75	111	6	427

## SCORING

	TD	Ru	Pa	Rt	PAT	FG	SAF	TP
N.Rackers	0	0	0	0	43/43	27/30	0	124
A.Foster	18	16	2	0	0/0	0/0	0	108
A.Johnson	8	0	8	0	0/0	0/0	0	48
K.Walter	5	0	5	0	0/0	0/0	0	30
D.Ward	4	4	0	0	0/0	0/0	0	24
J.Dreessen	4	0	4	0	0/0	0/0	0	24
J.Jones	3	0	3	0	0/0	0/0	0	20
O.Daniels	2	0	2	0	0/0	0/0	0	12
TEXANS	44	20	24	0	43/43	27/30	0	390
Opponents	52	16	33	3	50/50	21/27	0	427

2-Pt. Conversions: TEXANS 1/1, Opponents: 1/1

**Sacks:** M.Williams 8.5, M.Anderson 4.0, A.Smith 4.0, A.Okoye 3.0, B.Pollard 2.5, B.Cushing 1.5, T.Jamison 1.0, D.Lewis 1.0, E.Mitchell 1.0, T.Nolan 1.0, D.Ryans 1.0, D.Sharpton 1.0, J.Nading 0.5. **TEXANS: 30.0, Opponents: 32.0**

**Fumbles/Lost:** M.Schaub 9/3, A.Foster 3/2, J.Dreessen 1/1, A. Johnson 1/0, J.Jones 1/0. **TEXANS: 15/6, Opponents: 16/5**

**Fumble Recoveries:** G.Quin 2, K.Bentley 1, T.Nolan 1, A.Okoye 1. **Total: 5**

RUSHING	No.	Yds	Avg	Long	TD
A.Foster	327	1,616	4.9	74t	16
D.Ward	50	315	6.3	38t	4
S.Slaton	19	93	4.9	23	0
M.Schaub	22	28	1.3	8	0
A.Johnson	2	10	5.0	7	0
J.Jones	2	7	3.5	10	0
M.Turk	1	-27	-27.0	-27	0
TEXANS	423	2,042	4.8	74t	20
Opponents	433	1,751	4.0	42	16

RECEIVING	No.	Yds	Avg	Long	TD
A.Johnson	86	1,216	14.1	60	8
A.Foster	66	604	9.2	50	2
K.Walter	51	621	12.2	35	5
J.Jones	51	562	11.0	47	3
O.Daniels	38	471	12.4	31	2
J.Dreessen	36	518	14.4	43t	4
D.Anderson	11	117	10.6	35	0
J.Casey	8	98	12.3	33	0
V.Leach	8	91	11.4	21	0
D.Ward	7	61	8.7	12	0
S.Slaton	3	11	3.7	12	0
D.Dickerson	0	0	0	0	0
TEXANS	365	4,370	12.0	60	24
Opponents	354	4,499	12.7	73t	33

INTERCEPTIONS	No.	Yds	Avg	Long	TD
T.Nolan	3	35	11.7	20	0
G.Quin	3	12	4.0	10	0
J.Allen	3	1	0.3	1	0
K.Jackson	2	23	11.5	23	0
K.Bentley	1	18	18.0	18	0
S.McManis	1	1	1.0	1	0
TEXANS	13	90	6.9	23	0
Opponents	12	107	8.9	25t	2

PUNTING	No.	Yds	Avg	Net	TB	In	Lg	B
M.Turk	63	2,650	42.1	36.8	5	19	60	0
TEXANS	63	2,650	42.1	36.8	5	19	60	0
Opponents	67	2,930	43.7	38.1	7	31	59	0

PUNT RETURNS	Ret	FC	Yds	Avg	Long	TD
J.Jones	29	15	204	7.0	39	0
D.Anderson	4	1	26	6.5	17	0
B.Pollard	1	0	5	5.0	5	0
A.Molden	1	0	0	0.0	0	0
TEXANS	35	16	235	6.7	39	0
Opponents	29	14	233	8.0	30	0

KICKOFF RETURNS	No	Yds	Avg	Long	TD
S.Slaton	39	767	19.7	50	0
J.Jones	23	494	21.5	35	0
V.Leach	3	40	13.3	26	0
S.McManis	1	25	25.0	25	0
E.Mitchell	1	0	0.0	0	0
TEXANS	67	1,326	19.8	50	0
Opponents	72	1,741	24.2	103t	1

FIELD GOALS	1-19	20-29	30-39	40-49	50+
N.Rackers	0/0	8/8	11/11	5/7	3/4
TEXANS	0/0	8/8	11/11	5/7	3/4
Opponents	0/0	6/7	9/10	6/8	0/2

**N.Rackers:** (30G, 49G); (47WR, 47G, 43G, 35G); (24G, 30G); (46RU, 35G); (38G); (); (53G); (27G, 21G, 25G); (24G); (38G, 22G); (35G, 33G); (48G); (52SH, 24G, 42G); (37G); (34G, 54G, 57G); (26G, 33G)  
**Opponents:** (20G); (41G, 27G, 29B, 52WR); (49G, 40G); (39); (45G, 42G); (24G); (48G, 23G, 36G); (); (38G, 39WR, 43WL); (37G, 33G, 53SH, 30G); (); (36G, 22G); (); (30G); (27G); (39G, 46WL)

PASSING	Att	Comp	Yds	Cmp%	Yds/Att	TD	TD%	Int	Int%	Long	Sack/Lost	Rating
M.Schaub	574	365	4,370	63.6	7.6	24	4.2	12	2.1	60	32/226	92.0
TEXANS	574	365	4,370	63.6	7.6	24	4.2	12	2.1	60	32/226	92.0
Opponents	547	354	4,499	64.7	8.2	33	6.0	13	2.4	73t	30/219	100.5

# 2010 FINAL STATISTICS (6-10)

## DEFENSIVE STATISTICS

TACKLES	Solo	Asst	Total	Sk Yds	Tackles For Loss	QB Press	INT- Yards	Pass Def.	Forced Fumbles	Fumble Recoveries
B.Pollard	82	30	112	2.5-14	4	4	0-0	5	4	0
G.Quin	71	14	85	0.0-0	3	1	3-12	14	1	2
Z.Diles	58	23	81	0.0-0	4	2	0-0	0	0	0
B.Cushing	53	23	76	1.5-12	8	12	0-0	4	1	0
K.Jackson	57	13	70	0.0-0	1	0	2-23	10	0	0
E.Wilson	41	15	56	0.0-0	0	0	0-0	3	0	0
D.Ryans	32	22	54	1.0-10	2	2	0-0	2	0	0
K.Bentley	32	19	51	0.0-0	3	2	1-18	1	0	1
A.Okoye	27	17	44	3.0-27	7	11	0-0	0	0	1
S.Cody	21	17	38	0.0-0	3	2	0-0	0	0	0
A.Smith	23	15	38	4.0-28	6	17	0-0	2	1	0
T.Nolan	27	9	36	1.0-8	1	2	3-35	5	0	1
M.Williams	22	6	28	8.5-54.5	10	19	0-0	2	1	0
E.Mitchell	18	10	28	1.0-8	3	1	0-0	0	0	0
J.Allen	22	1	23	0.0-0	0	0	3-1	4	0	0
B.McCain	17	5	22	0.0-0	0	0	0-0	2	0	0
M.Anderson	16	5	21	4.0-36	6	8	0-0	2	0	0
D.Sharpton	13	8	21	1.0-9	3	1	0-0	0	0	0
X.Adibi	13	5	18	0.0-0	2	0	0-0	0	1	0
D.Lewis	13	4	17	1.0-6	1	1	0-0	1	0	0
T.Jamison	12	3	15	1.0-3	2	1	0-0	0	0	0
J.Nading	4	5	9	0.5-3.5	0	1	0-0	1	0	0
D.Nixon	6	0	6	0.0-0	0	0	0-0	0	0	0
A.Ogunleye	1	1	2	0.0-0	0	1	0-0	0	0	0
S.McManis	1	1	2	0.0-0	0	0	1-1	1	0	0
M.Schaub	1	0	1	0.0-0	0	0	0-0	0	0	1
D.Barber	1	0	1	0.0-0	0	0	0-0	0	0	0
A.Foster	0	0	0	0.0-0	0	0	0-0	0	1	1
D.Anderson	0	0	0	0.0-0	0	0	0-0	0	1	1
<b>TEXANS</b>	<b>684</b>	<b>271</b>	<b>955</b>	<b>30.0-219</b>	<b>69</b>	<b>88</b>	<b>13-90</b>	<b>59</b>	<b>11</b>	<b>8</b>
<b>Opponents</b>	<b>726</b>	<b>236</b>	<b>962</b>	<b>32.0-226</b>	<b>73</b>	<b>71</b>	<b>12-107</b>	<b>71</b>	<b>13</b>	<b>12</b>

**MISCELLANEOUS TACKLES:** S.Slaton 2, A.Johnson 2, J.Dreessen 2, C.Myers 2, K.Walter 2, TEAM 2, M.Schaub 1, W.Smith 1, D.Anderson 1, D.Brown 1, O.Daniels 1

**MISCELLANEOUS FUMBLE RECOVERIES:** E.Winston 2, R.Butler 1, A.Johnson 1, J.Jones 1, M.Schaub 1, W.Smith 1, D.Ward 1

## SPECIAL TEAMS STATISTICS

	Solo	Asst	Total	PAT	Blocks Punt	FG	Forced Fumble	Fumble Recoveries
J.Casey	10	7	17	0	0	0	0	0
D.Sharpton	10	3	13	0	0	0	0	0
T.Nolan	10	3	13	0	0	0	0	0
S.McManis	8	3	11	0	0	0	0	0
N.Rackers	4	4	8	0	0	0	0	0
V.Leach	6	2	8	0	0	0	0	0
J.Dreessen	7	0	7	0	0	0	0	0
A.Molden	5	1	6	0	0	0	0	0
D.Barber	4	1	5	0	0	0	0	0
J.Allen	2	2	4	0	0	0	0	0
D.Anderson	4	0	4	0	0	0	1	0
S.Keglar	3	1	4	0	0	0	0	0
K.Bentley	3	1	4	0	0	0	0	0
X.Adibi	3	1	4	0	0	0	1	0
D.Nixon	2	2	4	0	0	0	0	0
B.McCain	3	0	3	0	0	0	0	0
J.Weeks	1	2	3	0	0	0	0	0
K.Paymah	2	0	2	0	0	0	0	0
G.Graham	2	0	2	0	0	0	0	0
J.Nading	1	0	1	0	0	0	0	0
J.Wall	1	0	1	0	0	0	0	0
Z.Diles	1	0	1	0	0	0	0	0
M.Turk	0	1	1	0	0	0	0	0
B.Pollard	0	0	0	0	0	1	0	0
<b>TEXANS</b>	<b>93</b>	<b>34</b>	<b>127</b>	<b>0</b>	<b>0</b>	<b>1</b>	<b>2</b>	<b>0</b>
<b>Opponents</b>	<b>94</b>	<b>39</b>	<b>133</b>	<b>0</b>	<b>0</b>	<b>0</b>	<b>0</b>	<b>3</b>



# 2011 FINAL STATISTICS (10-6)

Date	W/L	Score	Opponent	Attendance
9/11	W	34-7	Indianapolis	71,444
9/18	W	23-13	at Miami	51,032
9/25	L	33-40	at New Orleans	73,002
10/2	W	17-10	Pittsburgh	71,585
10/9	L	20-25	Oakland	71,420
10/16	L	14-29	at Baltimore	71,154
10/23	W	41-7	at Tennessee	69,143
10/30	W	24-14	Jacksonville	71,412
11/6	W	30-12	Cleveland	71,511
11/13	W	37-9	at Tampa Bay	56,037
11/27	W	20-13	at Jacksonville	62,004
12/4	W	17-10	Atlanta	71,545
12/11	W	20-19	at Cincinnati	40,202
12/18	L	13-28	Carolina	71,540
12/22	L	16-19	at Indianapolis	64,159
11/12	L	22-23	Tennessee	71,512

TEAM STATISTICS	TEXANS	Opponents
TOTAL FIRST DOWNS	321	270
Rushing	131	73
Passing	176	166
Penalty	14	31
3rd Down: Made/Att	93/224	76/212
3rd Down Pct.	41.5%	35.8%
4th Down: Made/Att	3/11	6/13
4th Down Pct.	27.3%	46.2%
POSSESSION AVG.	32:41	27:20
TOTAL NET YARDS	5,954	4,571
Avg. Per Game	372.1	285.7
Total Plays	1,046	960
Avg. Per Play	5.7	4.8
NET YARDS RUSHING	2,448	1,536
Avg. Per Game	153.0	96.0
Total Rushes	546	378
NET YARDS PASSING	3,506	3,035
Avg. Per Game	219.1	189.7
Sacked/Yards Lost	33/190	44/287
Gross Yards	3,696	3,322
Attempts/Completions	467/288	538/279
Completion Pct.	61.7%	51.9%
Had Intercepted	9	17
PUNTS/AVERAGE	74/44.0	83/46.9
NET PUNTING AVG.	37.7	39.6
PENALTIES/YARDS	99/852	88/686
FUMBLES/BALL LOST	20/11	18/10
TOUCHDOWNS	41	27
Rushing	18	8
Passing	20	18
Returns	3	1

SCORE BY PERIODS	1	2	3	4	OT	Total
TEXANS	110	107	63	101	0	381
Opponents	39	78	56	105	0	278

SCORING	TD	Ru	Pa	Rt	PAT	FG	SAF	TP
N.Rackers	0	0	0	0	39/40	32/38	0	135
A.Foster	12	10	2	0	0/0	0/0	0	72
J.Dreessen	6	0	6	0	0/0	0/0	0	36
B.Tate	4	4	0	0	0/0	0/0	0	24
O.Daniels	3	0	3	0	0/0	0/0	0	18
J.Jones	3	0	2	1	0/0	0/0	0	18
K.Walter	3	0	3	0	0/0	0/0	0	18
A.Johnson	2	0	2	0	0/0	0/0	0	12
D.Ward	2	2	0	0	0/0	0/0	0	12
M.Schaub	2	2	0	0	0/0	0/0	0	12
W.Smith	1	0	0	1	0/0	0/0	0	6
B.Johnson	1	0	1	0	0/0	0/0	0	6
B.McCain	1	0	0	1	0/0	0/0	0	6
J.Casey	1	0	1	0	0/0	0/0	0	6
TEXANS	41	18	20	3	39/40	32/38	0	381
Opponents	27	8	18	1	22/22	30/36	2	278

2-Pt. Conversions: TEXANS 0/1, Opponents: 2/5

**SACKS:** C.Barwin 11.5, A.Smith 6.5, B.Reed 6.0, J.Watt 5.5, M.Williams 5.0, B.Cushing 4.0, T.Jamison 2.0, S.Cody 1.0, E. Mitchell 1.0, J. Nading 0.5, B. Braman 0.5, T.Nolan 0.5  
**TEXANS: 44.0, Opponents: 33.0**

**FUMBLES/LOST:** B.Tate 4/3, A. Foster 4/3, D. Manning 1/0, M. Schaub 3/1, T. Yates 5/3, J. Delhomme 1/1, S. McManis 1/0  
**TEXANS: 19/11, Opponents: 17/9**

**FUMBLE RECOVERIES:** J.Watt 2, B. Reed 2, B. Braman 1, S.Cody 1, T. Jamison 1, J. Nading 1, G. Quin 1. **Total: 9**

PASSING	Att	Comp	Yds	Cmp%	Yds/Att	TD	TD%	Int	Int%	Long	Sack/Lost	Rating
M.Schaub	292	178	2,479	61.0	8.5	15	5.1	6	2.1	80t	16/98	96.8
T.Yates	134	82	949	61.2	7.1	3	2.2	3	2.2	50	15/74	80.7
J.Delhomme	28	18	211	64.3	7.5	1	3.6	0	0.0	40	2/18	98.9
M.Leinart	13	10	57	76.9	4.4	1	7.7	0	0.0	20t	0/0	110.1
TEXANS	467	288	3,696	61.7	7.9	20	4.3	9	1.9	80t	33/190	92.7
Opponents	538	279	3,322	51.9	6.2	18	3.3	17	3.2	56	44/287	69.0

RUSHING	No.	Yds	Avg	Long	TD
A.Foster	278	1,224	4.4	43	10
B.Tate	175	942	5.4	56	4
D.Ward	45	154	3.4	15	2
T.Yates	14	57	4.1	17	0
S.Slaton	7	20	2.9	13	0
J.Jones	4	17	4.3	15	0
J.Casey	1	11	11.0	11	0
M.Schaub	15	9	0.6	3	2
A.Johnson	1	8	8.0	8	0
C.Ogbonnaya	3	6	2.0	4	0
B.Johnson	1	1	1.0	1	0
L.Vickers	1	0	0.0	0	0
J.Delhomme	0	0	0	0	0
M.Leinart	1	-1	-1.0	-1	0
TEXANS	546	2,448	4.5	56	18
Opponents	378	1,536	4.1	42	8

RECEIVING	No.	Yds	Avg	Long	TD
O.Daniels	54	677	12.5	34	3
A.Foster	53	617	11.6	78t	2
K.Walter	39	474	12.2	41	3
A.Johnson	33	492	14.9	50	2
J.Jones	31	512	16.5	80t	2
J.Dreessen	28	353	12.6	56t	6
J.Casey	18	260	14.4	62	1
B.Tate	13	98	7.5	14	0
B.Johnson	6	90	15.0	40	1
D.Mason	6	55	9.2	16	0
L.Vickers	4	29	7.3	17	0
G.Graham	1	24	24.0	24	0
D.Anderson	1	9	9.0	9	0
S.Slaton	1	6	6.0	6	0
J.Maehl	0	0	0	0	0
D.Ward	0	0	0	0	0
TEXANS	288	3,696	12.8	80t	20
Opponents	279	3,322	11.9	56	18

INTERCEPTIONS	No.	Yds	Avg	Long	TD
J.Joseph	4	40	10.0	29	0
J.Allen	4	34	8.5	34	0
B.McCain	2	48	24.0	38t	1
Q.Demps	2	47	23.5	42	0
D.Manning	2	22	11.0	22	0
B.Cushing	2	5	2.5	5	0
K.Jackson	1	0	0.0	0	0
TEXANS	17	196	11.5	42	1
Opponents	9	132	14.7	27	0

PUNTING	No.	Yds	Avg	Net	TB	In	Lg	B
B.Hartmann	58	2,573	44.4	37.8	7	15	69	0
M.Turk	16	683	42.7	37.4	1	4	55	0
TEXANS	74	3,256	44.0	37.7	8	19	69	0
Opponents	83	3,896	46.9	39.6	4	25	70	0

PUNT RETURNS	Ret	FC	Yds	Avg	Long	TD
J.Jones	49	7	518	10.6	79t	1
S.Keo	1	1	11	11.0	11	0
T.Holliday	1	3	0	0.0	0	0
TEXANS	51	11	529	10.4	79t	1
Opponents	32	20	307	9.6	33	0

KICKOFF RETURNS	No	Yds	Avg	Long	TD
D.Manning	13	356	27.4	46	0
S.McManis	10	205	20.5	45	0
Q.Demps	5	169	33.8	50	0
J.Casey	1	0	0.0	0	0
TEXANS	29	730	25.2	50	0
Opponents	46	1,030	22.4	63	0

FIELD GOALS	1-19	20-29	30-39	40-49	50+
N.Rackers	0/0	13/13	9/10	4/8	3/4
TEXANS	0/0	13/13	9/10	4/8	3/4
Opponents	1/1	6/7	6/9	8/9	6/7

**N.Rackers:** (25G, 29G) (23G, 22G, 36G) (25G) (41WL, 54G, 40G) ( ) (32G, 29G) (46WR, 39G) (28G, 21G, 50G) (22G, 37WL) (53G, 33G) (43G, 54SH) (46G, 47WR, 33G) (49WR, 26G, 34G) (44G, 35G, 31G) (52G, 37G, 22G)  
**Opponents:** (37WR) (42G, 22B, 34WL, 34G) (30B, 26G) (54G, 55G, 50G, 42G) (43G, 48G, 25G, 33G, 40G) ( ) ( ) (50G, 51G) (55G) (21G, 55WR, 35G) (19G) (22G, 47G, 49G, 28G) ( ) (23G, 32G, 42WL, 47G, 31G) (21G, 43G, 33G)

# 2011 FINAL STATISTICS (10-6)

## DEFENSIVE STATISTICS

TACKLES	Solo	Asst	Total	Sk Yds	Tackles For Loss	QB Press	INT- Yards	Pass Def.	Forced Fumbles	Fumble Recoveries
B.Cushing	76	38	114	4.0-21.0	8	12	2-5	5	2	0
G.Quin	59	18	77	0.0-0.0	2	0	0-0	9	0	1
D.Ryans	44	20	64	0.0-0.0	6	2	0-0	4	1	0
D. Manning	44	15	59	0.0-0.0	0	2	2-22	4	0	0
J.Watt	49	7	56	5.5-47.5	13	14	0-0	4	0	2
C.Barwin	34	13	47	11.5-78.5	12	27	0-0	7	1	0
J.Joseph	40	4	44	0.0-0.0	2	0	4-40	15	1	0
B.Reed	30	14	44	6.0-36.0	7	11	0-0	3	0	2
K.Jackson	35	5	40	0.0-0.0	2	0	1-0	7	1	0
J.Allen	33	4	37	0.0-0.0	2	0	4-34	11	0	0
T.Nolan	25	7	32	0.5-0.5	1	1	0-0	4	0	0
E.Mitchell	14	13	27	1.0-0.0	0	1	0-0	1	0	0
A.Smith	19	6	25	6.5-44.5	10	16	0-0	3	1	0
B.McCain	24	1	25	0.0-0.0	0	1	2-48	12	0	0
S.Cody	16	7	23	1.0-7.0	2	3	0-0	2	0	1
Q.Demps	18	4	22	0.0-0.0	0	1	2-47	4	0	0
T.Jamison	14	5	19	2.0-16.0	2	3	0-0	2	1	1
T.Bulman	6	6	12	0.0-0.0	0	0	0-0	0	0	0
M.Williams	10	1	11	5.0-29.0	5	6	0-0	1	1	0
D.Sharpton	9	0	9	0.0-0.0	0	0	0-0	0	0	0
T.Dobbins	2	2	4	0.0-0.0	1	0	0-0	1	1	0
M.Alexander	3	0	3	0.0-0.0	0	0	0-0	0	0	0
J.Nading	2	1	3	0.5-3.5	1	0	0-0	0	0	0
B.Harris	1	0	1	0.0-0.0	0	1	0-0	0	0	0
B.Braman	0	1	1	0.5-3.5	1	1	0-0	0	0	1
<b>TEXANS</b>	<b>607</b>	<b>192</b>	<b>799</b>	<b>44.0-287</b>	<b>77</b>	<b>102</b>	<b>17-196</b>	<b>99</b>	<b>10</b>	<b>8</b>
<b>Opponents</b>	<b>749</b>	<b>220</b>	<b>969</b>	<b>33.0-190</b>	<b>75</b>	<b>52</b>	<b>9-132</b>	<b>62</b>	<b>15</b>	<b>12</b>

**MISCELLANEOUS TACKLES:** J.Jones 2, K.Walter 2, A.Foster 2, E.Winston 2, M.Brisiel 2 (1 assist), W.Smith 2, A.Caldwell 1, A.Foster 1, A.Johnson 1, C.Myers 1, T.Yates 1; O.Daniels 1 (assist)

**MISCELLANEOUS FUMBLE RECOVERIES:** W.Smith 2, A.Foster 2, M.Schaub 1, K.Walter 1, E.Winston 1, T.Yates 1

**MISCELLANEOUS FORCED FUMBLES:** M.Brisiel, 1

## SPECIAL TEAMS STATISTICS

	Solo	Asst	Total	PAT	Blocks Punt	FG	Forced Fumble	Fumble Recoveries
T.Dobbins	9	0	9	0	0	0	0	0
J.Allen	8	0	8	0	0	0	0	0
J.Nading	7	1	8	0	0	0	1	0
B.Braman	5	2	7	0	0	0	0	0
S.McManis	4	1	5	0	0	0	1	0
J.Dreessen	4	0	4	0	0	0	0	0
B.Hartmann	4	0	4	0	0	0	0	0
S.Keo	4	0	4	0	0	0	0	0
M.Alexander	4	0	4	0	0	0	0	0
T.Nolan	3	0	3	0	0	0	0	0
J.Casey	3	0	3	0	0	0	0	0
D.Barber	3	0	3	0	0	0	0	0
B.Johnson	3	0	3	0	0	0	0	0
D.Sharpton	3	0	3	0	0	0	0	0
B.McCain	3	0	3	0	0	0	0	0
N.Rackers	2	1	3	0	0	0	0	0
B.Harris	1	1	2	0	0	0	0	0
L.Vickers	2	0	2	0	0	0	0	0
K.Jackson	2	0	2	0	0	0	0	0
Q.Demps	0	1	1	0	0	0	0	0
D.Anderson	1	0	1	0	0	0	0	0
C.Ogbonnaya	1	0	1	0	0	0	0	0
B.Reed	1	0	1	0	0	0	0	0
M.Turk	0	1	1	0	0	0	0	0
E.Mitchell	0	0	0	0	0	0	0	2
D.Manning	0	0	0	0	0	1	0	0
J.Watt	0	0	0	0	0	1	0	0
<b>TEXANS</b>	<b>77</b>	<b>8</b>	<b>85</b>	<b>0</b>	<b>0</b>	<b>2</b>	<b>2</b>	<b>2</b>
<b>Opponents</b>	<b>68</b>	<b>20</b>	<b>88</b>	<b>1</b>	<b>0</b>	<b>0</b>	<b>2</b>	<b>4</b>

# 2011 POSTSEASON STATISTICS (1-1)

Date	W/L	Score	Opponent	Attendance
1/7/12	W	31-10	Cincinnati	71,725
1/15/12	L	13-20	at Baltimore	71,547

## TEAM STATISTICS

	Texans	Opponents
TOTAL FIRST DOWNS	35	32
Rushing	14	10
Passing	20	20
Penalty	1	2
3rd Down: Made/Att	11/27	10/29
3rd Down Pct.	40.7%	34.5%
4th Down: Made/Att	0/1	0/3
4th Down Pct.	0.0%	0.0%
POSSESSION AVG.	29:12	30:49
TOTAL NET YARDS	655	527
Avg. Per Game	327.5	263.5
Total Plays	120	128
Avg. Per Play	5.5	4.1
NET YARDS RUSHING	319	163
Avg. Per Game	159.5	81.5
Total Rushes	63	50
NET YARDS PASSING	336	364
Avg. Per Game	168.0	182.0
Sacked/Yards Lost	2/7	9/69
Gross Yards	343	433
Attempts/Completions	55/28	69/41
Completion Pct.	50.9%	59.4%
Had Intercepted	3	3
PUNTS/AVERAGE	10/45.1	12/49.1
NET PUNTING AVG.	41.1	44.4
PENALTIES/YARDS	8/107	3/25
FUMBLES/BALL LOST	3/1	4/0
TOUCHDOWNS	5	3
Rushing	3	1
Passing	1	2
Returns	1	0

## SCORE BY PERIODS

	1	2	3	4	OT	Total
TEXANS	10	20	7	7	0	44
Opponents	24	3	0	3	0	30

## SCORING

	TD	Ru	Pa	Rt	PAT	FG	SAF	TP
A.Foster	3	3	0	0	0/0	0/0	0	18
N.Rackers	0	0	0	0	5/5	3/4	0	14
A.Johnson	1	0	1	0	0/0	0/0	0	6
J.Watt	1	0	0	1	0/0	0/0	0	6
TEXANS	5	3	1	1	5/5	3/4	0	44
Opponents	3	1	2	0	3/3	3/4	0	30

2-Pt. Conversions: TEXANS 0/0, Opponents: 0/0

SACKS: J. Watt 3.5, B. Reed 3.5, E. Mitchell 1.0, A. Smith 1.0. TEXANS: 9.0, Opponents: 2.0

FUMBLES/LOST: J. Jones 2/1, A. Foster 1/0. TEXANS: 3/1, Opponents: 4/0

FUMBLE RECOVERIES: None. Total: 0

RUSHING	No.	Yds	Avg	Long	TD
A.Foster	51	285	5.6	42t	3
B. Tate	9	37	4.1	9	0
J. Casey	1	0	0.0	0	0
T. Yates	2	-3	-1.5	-1	0
TEXANS	63	319	5.1	42t	3
Opponents	50	163	3.3	19	1

RECEIVING	No.	Yds	Avg	Long	TD
A. Johnson	13	201	15.5	40t	1
A. Foster	8	51	6.4	16	0
O. Daniels	4	55	13.8	21	0
K. Walter	3	36	12.0	19	0
J. Dreessen	0	0	0	0	0
J. Casey	0	0	0	0	0
B. Tate	0	0	0	0	0
TEXANS	28	343	12.3	40t	1
Opponents	41	433	10.6	36	2

INTERCEPTIONS	No.	Yds	Avg	Long	TD
J. Watt	1	29	29.0	29t	1
D. Manning	1	0	0.0	0	0
J. Joseph	1	-1	-1.0	-1	0
TEXANS	3	28	9.3	29t	1
Opponents	3	1	0.3	1	0

PUNTING	No.	Yds	Avg	Net	TB	In	Lg	B
M. Turk	10	451	45.1	41.1	1	2	56	0
TEXANS	10	451	45.1	41.1	1	2	56	0
Opponents	12	589	49.1	44.4	2	2	64	0

PUNT RETURNS	Ret	FC	Yds	Avg	Long	TD
J. Jones	9	0	16	1.8	9	0
TEXANS	9	0	16	1.8	9	0
Opponents	3	5	20	6.7	8	0

KICKOFF RETURNS	No	Yds	Avg	Long	TD
D. Manning	4	133	33.3	60	0
TEXANS	4	133	33.3	60	0
Opponents	2	47	23.5	25	0

FIELD GOALS	1-19	20-29	30-39	40-49	50+
N. Rackers	0/0	0/0	2/2	1/1	0/1
TEXANS	0/0	0/0	2/2	1/1	0/1
Opponents	0/0	0/0	1/1	2/2	0/1

N. Rackers: (39G) (40G, 33G, 50SH)  
Opponents: (50WR, 37G) (48G, 44G)

PASSING	Att	Comp	Yds	Cmp%	Yds/Att	TD	TD%	Int	Int%	Long	Sack/Lost	Rating
T. Yates	55	28	343	50.9	6.2	1	1.8	3	5.5	40t	2/7	53.8
TEXANS	55	28	343	50.9	6.2	1	1.8	3	5.5	40t	2/7	53.8
Opponents	69	41	433	59.4	6.3	2	2.9	3	4.3	36	9/69	69.3



# 2011 POSTSEASON STATISTICS (1-1)

## DEFENSIVE STATISTICS

TACKLES	Solo	Asst	Total	Sk Yds	Tackles For Loss	QB Press	INT- Yards	Pass Def.	Forced Fumbles	Fumble Recoveries
B.Cushing	10	9	19	0.0-0.0	1	0	0-0	1	0	0
D.Manning	13	3	16	0.0-0.0	0	0	1-0	2	0	0
J.Watt	11	3	14	3.5-29.0	4	4	1-29	1	0	0
B.Reed	9	4	13	3.5-23.0	2	3	0-0	0	1	0
D.Ryans	4	7	11	0.0-0.0	1	0	0-0	0	0	0
K.Jackson	7	1	8	0.0-0.0	0	0	0-0	1	0	0
J.Joseph	8	0	8	0.0-0.0	1	0	1-1	5	0	0
A.Smith	7	1	8	1.0-8.0	3	1	0-0	0	0	0
G.Quin	6	2	8	0.0-0.0	0	0	0-0	0	0	0
S.Cody	2	5	7	0.0-0.0	0	0	0-0	0	0	0
J.Allen	3	2	5	0.0-0.0	0	0	0-0	2	0	0
E.Mitchell	3	2	5	1.0-9.0	1	1	0-0	1	0	0
C.Barwin	5	0	5	0.0-0.0	0	2	0-0	0	0	0
Q.Demps	3	0	3	0.0-0.0	1	0	0-0	0	0	0
T.Jamison	1	1	2	0.0-0.0	0	0	0-0	1	0	0
T.Dobbins	2	0	2	0.0-0.0	0	0	0-0	0	0	0
B.McCain	0	0	0	0.0-0.0	0	0	0-0	2	0	0
J.Nading	0	0	0	0.0-0.0	0	0	0-0	0	1	0
<b>TEXANS</b>	<b>94</b>	<b>40</b>	<b>134</b>	<b>9.0-69</b>	<b>14</b>	<b>11</b>	<b>3-28</b>	<b>16</b>	<b>2</b>	<b>0</b>
<b>Opponents</b>	<b>88</b>	<b>18</b>	<b>106</b>	<b>2.0-7</b>	<b>4</b>	<b>5</b>	<b>3-1</b>	<b>14</b>	<b>2</b>	<b>0</b>

## SPECIAL TEAMS STATISTICS

	Solo	Asst	Total	PAT	Blocks Punt	FG	Forced Fumbles	Fumble Recoveries
J.Casey	3	0	3	0	0	0	0	0
T.Dobbins	1	0	1	0	0	0	0	0
J.Nading	1	0	1	0	0	0	1	0
J.Allen	1	0	1	0	0	0	0	0
J.Weeks	1	0	1	0	0	0	0	0
B.Braman	0	1	1	0	0	0	0	0
S.Keo	0	1	1	0	0	0	0	0
S.McManis	0	1	1	0	0	0	0	0
J.Jones	0	0	0	0	0	0	0	1
<b>TEXANS</b>	<b>7</b>	<b>3</b>	<b>10</b>	<b>0</b>	<b>0</b>	<b>0</b>	<b>1</b>	<b>1</b>
<b>Opponents</b>	<b>13</b>	<b>0</b>	<b>13</b>	<b>0</b>	<b>0</b>	<b>0</b>	<b>1</b>	<b>2</b>

# 2012 FINAL STATISTICS (12-4)

Date	W/L	Score	Opponent	Attendance
9/9	W	30-10	Miami	71,566
9/16	W	27-7	at Jacksonville	62,907
9/23	W	31-25	at Denver	76,566
9/30	W	38-14	Tennessee	71,581
10/8	W	23-17	at New York Jets	79,088
10/14	L	24-42	Green Bay	71,702
10/21	W	43-13	Baltimore	71,708
11/4	W	21-9	Buffalo	71,698
11/11	W	13-6	at Chicago	62,410
11/18	W 43-37 (OT)		Jacksonville	71,676
11/22	W 34-31 (OT)		at Detroit	64,827
12/2	W	24-10	at Tennessee	69,143
12/10	L	14-42	at New England	68,756
12/16	W	29-17	Indianapolis	71,702
12/23	L	6-23	Minnesota	71,688
12/30	L	16-28	at Indianapolis	66,957

TEAM STATISTICS	TEXANS	Opponents
TOTAL FIRST DOWNS	341	292
Rushing	114	94
Passing	205	167
Penalty	22	31
3rd Down: Made/Att	83/221	71/215
3rd Down Pct.	37.6%	33.0%
4th Down: Made/Att	4/7	5/16
4th Down Pct.	57.1%	31.3%
POSSESSION AVG.	32:53	27:07
TOTAL NET YARDS	5,953	5,172
Avg. Per Game	372.1	323.3
Total Plays	1,090	1,015
Avg. Per Play	5.5	5.1
NET YARDS RUSHING	2,123	1,560
Avg. Per Game	132.7	97.5
Total Rushes	508	390
NET YARDS PASSING	3,830	3,612
Avg. Per Game	239.4	225.8
Sacked/Yards Lost	28/216	44/269
Gross Yards	4,046	3,881
Attempts/Completions	554/354	581/308
Completion Pct.	63.9%	53.0%
Had Intercepted	13	15
PUNTS/AVERAGE	88/47.2	92/45.2
NET PUNTING AVG.	40.5	39.2
PENALTIES/YARDS	108/873	90/863
FUMBLES/BALL LOST	12/4	23/14
TOUCHDOWNS	46	38
Rushing	19	5
Passing	22	29
Returns	5	4

SCORE BY PERIODS	1	2	3	OT	Total
TEXANS	94	136	100	74	416
Opponents	77	83	85	83	331

SCORING	TD	Ru	Pa	Rt	PAT	FG	2PT	TP
S.Graham	0	0	0	0	45/45	31/38	0	138
A.Foster	17	15	2	0	0/0	0/0	0	102
O.Daniels	6	0	6	0	0/0	0/0	0	36
A.Johnson	4	0	4	0	0/0	0/0	0	24
J.Casey	3	0	3	0	0/0	0/0	0	18
G.Graham	3	0	3	0	0/0	0/0	0	18
B.Tate	2	2	0	0	0/0	0/0	0	12
K.Walter	2	0	2	0	0/0	0/0	0	12
J.Joseph	1	0	0	1	0/0	0/0	0	6
D.Manning	1	0	0	1	0/0	0/0	0	6
J.Forsett	1	1	0	0	0/0	0/0	0	6
T.Yates	1	1	0	0	0/0	0/0	0	6
B.Braman	1	0	0	1	0/0	0/0	0	6
L.Jean	1	0	1	0	0/0	0/0	0	6
K.Martin	1	0	1	0	0/0	0/0	0	6
D.Posey	1	0	0	1	0/0	0/0	0	6
K.Jackson	1	0	0	1	0/0	0/0	0	6
C.Barwin	0	0	0	0	0/0	0/0	0	2
TEXANS	46	19	22	5	45/45	31/38	0	416
Opponents	38	5	29	4	38/38	21/24	0	331

**2-Pt. Conversions:** TEXANS 0/0, Opponents: 0/0  
**SACKS:** J.Watt 20.5, A.Smith 7.0, W.Mercilus 6.0, C.Barwin 3.0, B.Reed 2.5, T.Jamison 1.0, B.Ruud 1.0, G.Quin 1.0, D.Manning 1.0, B.McCain 0.5, B.James 0.5 **TEXANS: 44.0, Opponents: 28.0**

RUSHING	No.	Yds	Avg	Long	TD
A.Foster	351	1,424	4.1	46	15
J.Forsett	63	374	5.9	81t	1
B.Tate	65	279	4.3	25	2
K.Martin	4	53	13.3	21	0
J.Casey	1	6	6.0	6	0
T.Yates	2	-1	-0.5	1t	1
D.Posey	1	-3	-3.0	-3	0
M.Schaub	21	-9	-0.4	8	0
TEXANS	508	2,123	4.2	81t	19
Opponents	390	1,560	4.0	29	5

RECEIVING	No.	Yds	Avg	Long	TD
A.Johnson	112	1,598	14.3	60t	4
O.Daniels	62	716	11.5	39t	6
K.Walter	41	518	12.6	52t	2
A.Foster	40	217	5.4	23	2
J.Casey	34	330	9.7	30	3
G.Graham	28	263	9.4	30	3
B.Tate	11	49	4.5	11	0
K.Martin	10	85	8.5	18	1
L.Jean	6	151	25.2	54t	1
D.Posey	6	87	14.5	36	0
J.Forsett	3	38	12.7	18	0
M.Schaub	1	-6	-6.0	-6	0
A.Gardner	0	0	0	0	0
TEXANS	354	4,046	11.4	60t	22
Opponents	308	3,881	12.6	81t	29

INTERCEPTIONS	No.	Yds	Avg	Long	TD
K.Jackson	4	71	17.8	63t	1
J.Joseph	2	88	44.0	52t	1
D.Manning	2	59	29.5	55t	1
G.Quin	2	22	11.0	22	0
B.McCain	1	86	86.0	86	0
T.Dobbins	1	7	7.0	7	0
B.Cushing	1	1	1.0	1	0
S.Keo	1	1	1.0	1	0
D.Sharpton	1	-2	-2.0	-2	0
TEXANS	15	333	22.2	86	3
Opponents	13	136	10.5	26	0

PUNTING	No.	Yds	Avg	Net	TB	In	Lg	B
D.Jones	88	4,150	47.2	40.5	5	28	66	0
TEXANS	88	4,150	47.2	40.5	5	28	66	0
Opponents	90	4,156	45.2	40.0	3	35	70	2

PUNT RETURNS	Ret	FC	Yds	Avg	Long	TD
K.Martin	22	10	267	12.1	71	0
T.Holliday	16	6	147	9.2	36	0
TEXANS	38	16	414	10.9	71	0
Opponents	48	15	483	10.1	72t	1

KICKOFF RETURNS	No.	Yds	Avg	Long	TD
K.Martin	31	741	23.9	54	0
T.Holliday	10	194	19.4	30	0
D.Manning	1	18	18.0	18	0
J.Casey	1	0	0.0	0	0
S.Keo	1	0	0.0	0	0
TEXANS	44	953	21.7	54	0
Opponents	62	1,595	25.7	101t	2

FIELD GOALS	1-19	20-29	30-39	40-49	50+
S.Graham	1/1	8/8	11/11	7/9	4/9
TEXANS	1/1	8/8	11/11	7/9	4/9
Opponents	0/0	5/5	7/8	4/6	5/5

**S. Graham:** (52SH, 35G, 40G, 19G) (31G, 37G) (41G) (33G) (27G, 42G, 22G) (51G) (33G, 29G) (46B) (20G, 42G) (42G, 50WL, 27G, 47WL, 25G) (45G, 51WL, 32G) (50G) ( ) (29G, 35G, 50WL, 27G, 46G, 33G) (51G, 33G) (51G, 37G, 37G, 52WR)  
**Opponents:** (39G) ( ) (32G, 23G, 53G) ( ) (21G) ( ) (51G, 54G) (37WR, 22G, 38G, 39G) (51G, 24G, 48LU) (43G, 40G, 33G) (46G, 47RU) (37G) ( ) (26G) (56G, 41G, 39G) ( )

**FUMBLES/LOST:** A. Foster, 3/2, T. Yates 2/1, B. Tate, 1/1, T. Holliday, 1/0, M. Schaub 4/0, K. Martin 1/0. **TEXANS: 12/4, Opponents: 22/14**  
**OPP. FUMBLE RECOVERIES:** T. Dobbins 4, J. Watt 2, B. James 2, C. Barwin 1, Q. Demps 1, D. Manning 1, W. Mercilus 1, D. Sharpton 1, A. Smith 1. **Total: 14**

PASSING	Att	Comp	Yds	Cmp%	Yds/Att	TD	TD%	Int	Int%	Long	Sack/Lost	Rating
M.Schaub	544	350	4,008	64.3	7.4	22	4.0	12	2.2	60t	27/216	90.7
T.Yates	10	4	38	40.0	3.8	0	0.0	1	10.0	19	1/0	11.7
TEXANS	554	354	4,046	63.9	7.3	22	4.0	13	2.3	60t	28/216	89.2
Opponents	581	308	3,881	53.0	6.7	29	5.0	15	2.6	81t	44/269	80.0

# 2012 FINAL STATISTICS (12-4)

## DEFENSIVE STATISTICS

TACKLES	Solo	Asst	Total	Sacks	Sk Yds	Tackles For Loss	QB Hits	INT- Yards	Pass Def.	Forced Fumbles	Fumble Recoveries
J.Watt	85	22	107	20.5	138.5	39	42	0	16	4	2
G.Quin	91	14	105	1.0	8.0	6	1	2 (22)	14	2	0
B.James	57	48	105	0.5	4.0	3	3	0	2	0	2
D.Manning	87	9	96	1.0	0.0	2	1	2 (59)	8	3	1
J.Joseph	60	7	67	0.0	0.0	0	0	2 (88)	11	0	0
K.Jackson	57	9	66	0.0	0.0	1	0	4 (71)	16	0	0
C.Barwin	39	26	65	3.0	15.0	12	16	0	4	0	1
E.Mitchell	25	30	55	0.0	0.0	1	1	0	3	1	0
A.Smith	35	16	51	7.0	51.0	7	17	0	3	2	1
T.Dobbins	30	19	49	0.0	0.0	2	2	1 (7)	4	0	4
B.Cushing	27	16	43	0.0	0.0	0	1	1 (1)	2	1	0
B.Reed	23	19	42	2.5	11.5	4	6	0	3	1	0
D.Sharpton	18	21	39	0.0	0.0	2	2	1 (-2)	2	0	1
J.Crick	17	15	32	0.0	0.0	0	2	0	2	0	0
Q.Demps	26	4	30	0.0	0.0	2	0	0	5	0	1
S.Cody	13	14	27	0.0	0.0	0	0	0	2	0	0
W.Mercilus	14	10	24	6.0	17.0	6	5	0	1	2	1
B.McCain	20	2	22	0.5	4.0	0	2	1 (86)	7	0	0
B.Ruud	8	7	15	1.0	8.0	1	1	0	2	0	0
B.Harris	10	2	12	0.0	0.0	0	0	0	3	0	0
T.Jamison	2	9	11	1.0	12.0	1	1	0	1	0	0
A.Ball	7	0	7	0.0	0.0	0	0	0	3	0	0
B.Braman	4	2	6	0.0	0.0	0	0	0	0	0	0
T.Nolan	4	1	5	0.0	0.0	0	0	0	0	0	0
R.Carmichael	5	0	5	0.0	0.0	0	0	0	1	0	0
S.Keo	2	2	4	0.0	0.0	0	0	1 (1)	1	0	0
J.Nading	1	2	3	0.0	0.0	0	0	0	0	0	0
T.McClain	0	1	1	0.0	0.0	0	0	0	0	0	0
<b>TEXANS</b>	<b>767</b>	<b>327</b>	<b>1,094</b>	<b>44.0</b>	<b>269.0</b>	<b>89</b>	<b>103</b>	<b>15 (333)</b>	<b>116</b>	<b>16</b>	<b>14</b>
<b>Opponents</b>	<b>730</b>	<b>212</b>	<b>942</b>	<b>28.0</b>	<b>216.0</b>	<b>84</b>	<b>71</b>	<b>13 (136)</b>	<b>67</b>	<b>8</b>	<b>4</b>

**MISCELLANEOUS TACKLES:** O.Daniels 4, A.Johnson 3, K.Martin 2, A.Caldwell 1, J.Casey 1, J.Forsett 1, A.Foster 1, G.Graham 1, D.Newton 1, K.Walter 1.

**MISCELLANEOUS FUMBLE RECOVERIES:** M.Schaub 2, A.Foster 1, R.Harris 1, C.Myers 1, T.Yates 1.

## SPECIAL TEAMS STATISTICS

	Solo	Asst	Total	Blocked PAT	Blocked Punt	Blocked FG	Forced Fumbles	Fumble Recoveries
B.Braman	14	2	16	0	2	0	0	0
A.Ball	11	2	13	0	0	0	1	0
J.Nading	10	3	13	0	0	0	0	0
S.Keo	7	4	11	0	0	0	0	0
T.Dobbins	7	2	9	0	0	0	0	0
Q.Demps	6	3	9	0	0	0	0	0
W.Mercilus	5	2	7	0	0	0	0	0
M.Alexander	4	1	5	0	0	0	0	0
B.McCain	5	0	5	0	0	0	0	0
D.Posey	2	3	5	0	0	0	0	0
R.Carmichael	5	0	5	0	0	0	0	0
J.Forsett	4	0	4	0	0	0	0	0
B.Ruud	4	0	4	0	0	0	0	0
T.Nolan	1	2	3	0	0	0	0	0
S.Graham	3	0	3	0	0	0	0	0
J.Casey	3	0	3	0	0	0	0	0
J.Weeks	0	2	2	0	0	0	0	0
B.Harris	2	0	2	0	0	0	0	0
D.Jones	1	1	2	0	0	0	0	0
G.Graham	1	0	1	0	0	0	0	0
D.Sharpton	1	0	1	0	0	0	0	0
E.Pleasant	1	0	1	0	0	0	0	0
T.Clutts	0	1	1	0	0	0	0	0
K.Martin	0	0	0	0	0	0	0	1
<b>TEXANS</b>	<b>97</b>	<b>28</b>	<b>125</b>	<b>0</b>	<b>2</b>	<b>0</b>	<b>1</b>	<b>1</b>
<b>Opponents</b>	<b>67</b>	<b>16</b>	<b>83</b>	<b>0</b>	<b>0</b>	<b>1</b>	<b>1</b>	<b>1</b>



# 2012 POSTSEASON STATISTICS (1-1)

Date	W/L	Score	Opponent	Attendance
1/5/13	W	19-13	Cincinnati (WC)	71,738
1/13/13	L	41-28	at New England (Div)	68,756

TEAM STATISTICS	TEXANS	Opponents
TOTAL FIRST DOWNS	49	36
Rushing	13	13
Passing	32	20
Penalty	4	3
3rd Down: Made/Att	12/32	6/22
3rd Down Pct.	37.5%	27.3%
4th Down: Made/Att	3/5	1/2
4th Down Pct.	60.0%	50.0%
POSSESSION AVG.	35:07	24:54
TOTAL NET YARDS	845	655
Avg. Per Game	422.5	327.5
Total Plays	152	113
Avg. Per Play	5.6	5.8
NET YARDS RUSHING	249	202
Avg. Per Game	124.5	101.0
Total Rushes	62	40
NET YARDS PASSING	596	453
Avg. Per Game	298.0	226.5
Sacked/Yards Lost	1/9	3/18
Gross Yards	605	471
Attempts/Completions	89/63	70/39
Completion Pct.	70.8%	55.7%
Had Intercepted	2	1
PUNTS/AVERAGE	8/38.5	10/49.7
NET PUNTING AVG.	34.5	46.6
PENALTIES/YARDS	10/75	10/107
FUMBLES/BALL LOST	3/0	1/0
TOUCHDOWNS	4	6
Rushing	2	2
Passing	2	3
Returns	0	1

SCORE BY PERIODS	1	2	3	4	OT	Total
TEXANS	6	16	7	18	0	47
Opponents	7	17	17	13	0	54

SCORING	TD	Ru	Pa	Rt	PAT	FG	2PT	TP
S.Graham	0	0	0	0	3/3	6/6	0	21
A.Foster	3	2	1	0	0/0	0/0	0	18
D.Posey	1	0	1	0	0/0	0/0	0	6
A.Johnson	0	0	0	0	0/0	0/0	1	2
TEXANS	4	2	2	0	3/3	6/6	1	47
Opponents	6	2	3	1	6/6	4/4	0	54

2-Pt. Conversions: TEXANS 1/1, Opponents: 0/0

SACKS: B.Reed 1.5, J.Watt 1.5. TEXANS: 3.0, Opponents: 1.0

FUMBLES/LOST: K. Martin 1/0, M. Schaub 1/0, K. Walter 1/0. TEXANS: 3/0. Opponents: 0/0

OPP. FUMBLE RECOVERIES: None

RUSHING	No.	Yds	Avg	Long	TD
A.Foster	54	230	4.3	21	2
K.Martin	1	16	16.0	16	0
M.Schaub	5	2	0.4	2	0
B.Tate	2	1	0.5	1	0
TEXANS	62	249	4.0	21	2
Opponents	40	202	5.1	29	2

Receiving	No.	Yds	Avg	Long	TD
O.Daniels	18	172	9.6	24	0
A.Foster	15	97	6.5	28	1
A.Johnson	12	157	13.1	22	0
K.Walter	6	41	6.8	12	0
G.Graham	5	42	8.4	20	0
J.Casey	4	49	12.3	20	0
D.Posey	3	47	15.7	25t	1
L.Jean	0	0	0	0	0
TEXANS	63	605	9.6	28	2
Opponents	39	471	12.1	47	3

Interceptions	No.	Yds	Avg	Long	TD
J.Joseph	1	14	14.0	14	0
TEXANS	1	14	14.0	14	0
Opponents	2	27	13.5	21t	1

PUNTING	No.	Yds	Avg	Net	TB	In	Lg	B
D.Jones	8	308	38.5	34.5	1	3	48	0
TEXANS	8	308	38.5	34.5	1	3	48	0
Opponents	10	497	49.7	46.6	0	5	64	0

PUNT RETURNS	Ret	FC	Yds	Avg	Long	TD
K.Martin	5	3	31	6.2	12	0
TEXANS	5	3	31	6.2	12	0
Opponents	4	1	12	3.0	12	0

Kickoff Returns	No.	Yds	Avg	Long	TD
D.Manning	6	263	43.8	94	0
J.Casey	1	14	14.0	14	0
TEXANS	7	277	39.6	94	0
Opponents	9	207	23.0	43	0

Field Goals	1-19	20-29	30-39	40-49	50+
S.Graham	0/0	4/4	0/0	1/1	1/1
TEXANS	0/0	4/4	0/0	1/1	1/1
Opponents	0/0	0/0	3/3	1/1	0/0

S. Graham: (48G, 27G, 22G, 24G) (27G, 55G)  
Opponents: (34G, 37G) (37G, 38G)

PASSING	Att	Comp	Yds	Cmp%	Yds/Att	TD	TD%	Int	Int%	Long	Sack/Lost	Rating
M.Schaub	89	63	605	70.8	6.8	2	2.2	2	2.2	28	1/9	87.5
TEXANS	89	63	605	70.8	6.8	2	2.2	2	2.2	28	1/9	87.5
Opponents	70	39	471	55.7	6.7	3	4.3	1	1.4	47	3/18	84.9

# 2012 POSTSEASON STATISTICS (1-1)

## DEFENSIVE STATISTICS

TACKLES	Solo	Asst	Total	Sacks	Sk Yds	Tackles For Loss	QB Hits	INT- Yards	Pass Def.	Forced Fumbles	Fumble Recoveries
B.James	6	9	15	0.0	0.0	2	0	0	0	0	0
G.Quin	6	8	14	0.0	0.0	1	2	0	3	0	0
J.Joseph	8	2	10	0.0	0.0	0	0	1 (14)	2	0	0
J.Watt	6	3	9	1.5	13.5	3	3	0	2	0	0
S.Keo	3	5	8	0.0	0.0	0	0	0	0	0	0
D.Manning	4	3	7	0.0	0.0	0	0	0	0	0	0
B.Reed	4	2	6	1.5	4.5	0	2	0	0	0	0
K.Jackson	4	2	6	0.0	0.0	0	0	0	2	0	0
B.Ruud	3	3	6	0.0	0.0	0	0	0	0	0	0
E.Mitchell	2	3	5	0.0	0.0	1	0	0	0	0	0
A.Smith	3	0	3	0.0	0.0	0	3	0	0	0	0
B.Harris	3	0	3	0.0	0.0	0	0	0	1	0	0
C.Barwin	2	0	2	0.0	0.0	1	0	0	1	0	0
A.Ball	1	0	1	0.0	0.0	0	0	0	0	0	0
J.Crick	0	1	1	0.0	0.0	0	0	0	0	0	0
W.Mercilus	0	1	1	0.0	0.0	0	0	0	0	0	0
<b>TEXANS</b>	<b>55</b>	<b>42</b>	<b>97</b>	<b>3.0</b>	<b>18.0</b>	<b>8</b>	<b>10</b>	<b>1 (14)</b>	<b>11</b>	<b>0</b>	<b>0</b>
<b>Opponents</b>	<b>102</b>	<b>37</b>	<b>139</b>	<b>1.0</b>	<b>9.0</b>	<b>6</b>	<b>5</b>	<b>2 (27)</b>	<b>6</b>	<b>1</b>	<b>0</b>

MISCELLANEOUS TACKLES: C.Myers 1

## SPECIAL TEAMS STATISTICS

	Solo	Asst	Total	Blocked PAT	Blocked Punt	Blocked FG	Forced Fumbles	Fumble Recoveries
A.Ball	4	0	4	0	0	0	0	0
D.Posey	2	0	2	0	0	0	0	0
Q.Demps	1	1	2	0	0	0	0	0
S.Graham	2	0	2	0	0	0	0	0
W.Mercilus	1	0	1	0	0	0	0	0
E.Pleasant	0	1	1	0	0	0	0	0
B.Braman	1	0	1	0	0	0	0	0
B.Harris	1	0	1	0	0	0	0	0
<b>TEXANS</b>	<b>12</b>	<b>2</b>	<b>14</b>	<b>0</b>	<b>0</b>	<b>0</b>	<b>0</b>	<b>0</b>
<b>Opponents</b>	<b>8</b>	<b>6</b>	<b>14</b>	<b>0</b>	<b>0</b>	<b>0</b>	<b>0</b>	<b>1</b>

# 2013 FINAL STATISTICS (2-14)

Date	W/L	Score	Opponent	Attendance
9/9	W	31-28	at San Diego	59,522
9/15	W	30-24 (OT)	Tennessee	71,718
9/22	L	30-9	at Baltimore	71,168
9/29	L	23-20 (OT)	Seattle	71,756
10/6	L	34-3	at San Francisco	69,732
10/13	L	38-13	St. Louis	71,104
10/20	L	17-16	at Kansas City	74,118
11/3	L	27-24	Indianapolis	71,778
11/10	L	27-24	at Arizona	60,845
11/17	L	28-23	Oakland	71,726
11/24	L	13-6	Jacksonville	71,659
12/1	L	34-31	New England	71,769
12/5	L	27-20	at Jacksonville	60,414
12/15	L	25-3	at Indianapolis	65,470
12/22	L	37-13	Denver	71,161
12/29	L	16-10	at Tennessee	69,143

## TEAM STATISTICS

	TEXANS	Opponents
TOTAL FIRST DOWNS	307	282
Rushing	90	88
Passing	198	158
Penalty	19	36
3rd Down: Made/Att	83/231	75/217
3rd Down Pct.	35.9%	34.6%
4th Down: Made/Att	6/17	3/8
4th Down Pct.	35.3%	37.5%
POSSESSION AVG.	31:00	29:00
TOTAL NET YARDS	5,556	5,081
Avg. Per Game	347.3	317.6
Total Plays	1,089	970
Avg. Per Play	5.1	5.2
NET YARDS RUSHING	1,743	1,958
Avg. Per Game	108.9	122.4
Total Rushes	414	454
NET YARDS PASSING	3,813	3,123
Avg. Per Game	238.3	195.2
Sacked/Yards Lost	42/370	32/187
Gross Yards	4,183	3,310
Attempts/Completions	633/371	484/287
Completion Pct.	58.6%	59.3%
Had Intercepted	22	7
PUNTS/AVERAGE	88/47.6	91/45.7
NET PUNTING AVG.	40.0	40.2
PENALTIES/YARDS	112/1,138	103/809
FUMBLES/BALL LOST	21/9	15/4
TOUCHDOWNS	28	48
Rushing	7	11
Passing	19	29
Returns	2	8

## SCORE BY PERIODS

	1	2	3	4	OT	Total
TEXANS	64	93	53	60	6	276
Opponents	97	113	106	109	3	428

## SCORING

	TD	Ru	Pa	Rt	PAT	FG	2PT	TP
R.Bullock	0	0	0	0	26/26	26/35	0	104
G.Graham	5	0	5	0	0/0	0/0	0	30
A.Johnson	5	0	5	0	0/0	0/0	0	30
B.Tate	4	4	0	0	0/0	0/0	0	24
O.Daniels	3	0	3	0	0/0	0/0	0	18
K.Martin	3	0	2	1	0/0	0/0	0	18
A.Foster	2	1	1	0	0/0	0/0	1	14
D.Hopkins	2	0	2	0	0/0	0/0	0	12
B.Cushing	1	0	0	1	0/0	0/0	0	6
C.Keenum	1	1	0	0	0/0	0/0	0	6
J.Grimes	1	1	0	0	0/0	0/0	0	6
R.Griffin	1	0	1	0	0/0	0/0	0	6
J.Mays	0	0	0	0	0/0	0/0	0	2
TEXANS	28	7	19	2	26/26	26/35	1	276
Opponents	48	11	29	8	46/46	30/35	1	428

2-Pt. Conversions: TEXANS 1/1, Opponents: 1/2

SACKS: J.Watt 10.5, W.Mercilus 7.0, A.Smith 5.0, B.Reed 3.0, E.Mitchell 1.5, B.Cushing 1.5, J.Mays 1.0, D.Manning 1.0, TEAM 1.0, J.Tarpinian 0.5 TEXANS: 32.0, Opponents: 42.0

RUSHING	No.	Yds	Avg	Long	TD
B.Tate	181	771	4.3	60	4
A.Foster	121	542	4.5	23	1
D.Johnson	49	183	3.7	29	0
J.Grimes	21	73	3.5	12	1
C.Keenum	14	72	5.1	22	1
D.Karim	12	51	4.3	14	0
M.Schaub	5	24	4.8	7	0
C.Wood	3	9	3.0	5	0
R.Graham	4	8	2.0	4	0
S.Keo	1	8	8.0	8	0
G.Jones	2	2	1.0	4	0
T.Yates	1	0	0.0	0	0
TEXANS	414	1,743	4.2	60	7
Opponents	454	1,958	4.3	80t	11

RECEIVING	No.	Yds	Avg	Long	TD
A.Johnson	109	1,407	12.9	62t	5
D.Hopkins	52	802	15.4	66	2
G.Graham	49	545	11.1	42t	5
B.Tate	34	140	4.1	10	0
O.Daniels	24	252	10.5	28	3
K.Martin	22	253	11.5	32	2
A.Foster	22	183	8.3	41	1
R.Griffin	19	244	12.8	40	1
D.Posey	15	155	10.3	42	0
D.Johnson	8	46	5.8	14	0
J.Grimes	6	76	12.7	31	0
G.Jones	5	34	6.8	19	0
L.Jean	4	35	8.8	11	0
R.Graham	1	12	12.0	12	0
D.Karim	1	-1	-1.0	0	0
TEXANS	371	4,183	11.3	66	19
Opponents	287	3,310	11.5	64t	29

INTERCEPTIONS	No.	Yds	Avg	Long	TD
J.Joseph	3	64	21.3	32	0
B.Cushing	1	18	18.0	18t	1
S.Keo	1	4	4.0	4	0
D.Sweatman	1	0	0.0	0	0
B.McCain	1	0	0.0	0	0
TEXANS	7	86	12.3	32	1
Opponents	22	357	16.2	98t	5

PUNTING	No.	Yds	Avg	Net	TB	In	Lg	B
S.Lechler	88	4,189	47.6	40.0	7	34	65	0
TEXANS	88	4,189	47.6	40.0	7	34	65	0
Opponents	91	4,161	45.7	40.2	7	31	64	0

PUNT RETURNS	Ret	FC	Yds	Avg	Long	TD
K.Martin	39	21	345	8.8	87t	1
S.Keo	3	0	15	5.0	9	0
TEXANS	42	21	360	8.6	87t	1
Opponents	43	23	530	12.3	82t	1

KICKOFF RETURNS	No.	Yds	Avg	Long	TD
K.Martin	36	947	26.3	50	0
D.Johnson	6	151	25.2	32	0
D.Karim	4	78	19.5	31	0
G.Jones	2	43	21.5	26	0
C.Wood	1	20	20.0	20	0
D.Manning	1	18	18.0	18	0
J.Crick	1	0	0.0	0	0
TEXANS	51	1,257	24.6	50	0
Opponents	39	1,004	25.7	57	0

FIELD GOALS	1-19	20-29	30-39	40-49	50+
R.Bullock	1/1	7/7	5/5	12/17	1/5
TEXANS	1/1	7/7	5/5	12/17	1/5
Opponents	0/0	5/5	10/10	11/14	4/6

R.Bullock: (51WL, 41G) (50WR, 50WR, 46LU) (27G, 29G, 47G) (22G, 42G) (45WL, 41G) (20G, 35G) (48G, 21G, 47G) (49WL, 43G, 43WR, 55WL) (48G, 40B) (51G, 26G, 30G) (49G, 20G) (43G) (34G, 31G) (49G) (45G, 35G) (19G)  
Opponents: ( ) (48WR, 47G) (28G, 45G, 43G) (48G, 39G, 45G) (38G, 24G) (42G) (22G) (42B, 30G, 35G) (35G, 21G) (54LU) (30G, 49B, 53G) (55WR, 53G, 53G) (40G, 39G) (37G, 43G, 40G) (32G, 25G, 44G) (42G, 55G, 37G)

FUMBLES/LOST: C. Keenum 6/2, B. Tate 5/2, D. Hopkins 1/1, J. Grimes 1/1, M. Schaub 2/1, K. Martin 2/1, G. Graham 2/1, C. Myers 1/0, T. Yates 1/0

TEXANS: 21/9, Opponents: 15/4

OPP. FUMBLE RECOVERIES: J. Watt 2, K. Jackson 1, T. McClain 1. Total: 4

PASSING	Att	Comp	Yds	Cmp%	Yds/Att	TD	TD%	Int	Int%	Long	Sack/Lost	Rating
M.Schaub	358	219	2,310	61.2	6.5	10	2.8	14	3.9	46	21/162	73.0
C.Keenum	253	137	1,760	54.2	7.0	9	3.6	6	2.4	66	19/201	78.2
T.Yates	22	15	113	68.2	5.1	0	0.0	2	9.1	20	2/7	42.4
TEXANS	633	371	4,183	58.6	6.6	19	3.0	22	3.5	66	42/370	74.0
Opponents	484	287	3,310	59.3	6.8	29	6.0	7	1.4	64t	32/187	93.9



# 2013 FINAL STATISTICS (2-14)

## DEFENSIVE STATISTICS

TACKLES	Solo	Asst	Total	Sacks	Sk Yds	Tackles For Loss	QB Hits	INT- Yards	Pass Def.	Forced Fumbles	Fumble Recoveries
D.Sharpton	69	58	127	0.0	0.0	2	4	0	1	1	0
J.Watt	80	37	117	10.5	70.5	22	46	0	7	4	2
E.Mitchell	33	54	87	1.5	9.5	2	3	0	0	0	0
B.Reed	48	39	87	3.0	17.0	9	6	0	0	0	0
J.Mays	41	43	84	1.0	7.0	6	4	0	3	0	0
D.Swearinger	62	21	83	0.0	0.0	3	0	1 (0)	4	1	0
B.Cushing	44	21	65	1.5	4.5	6	4	1 (18)	3	1	0
W.Mercilus	35	30	65	7.0	36.0	6	18	0	0	0	0
S.Keo	53	11	64	0.0	0.0	0	0	1 (4)	6	0	0
K.Jackson	58	4	62	0.0	0.0	1	0	0	9	0	1
J.Joseph	51	4	55	0.0	0.0	1	1	3 (64)	16	0	0
A.Smith	29	21	50	5.0	29.5	8	13	0	0	1	0
D.Manning	31	4	35	1.0	6.0	1	1	0	2	0	0
J.Crick	15	18	33	0.0	0.0	1	2	0	3	0	0
B.McCain	23	7	30	0.0	0.0	0	0	1 (0)	7	0	0
J.Tarpinian	16	13	29	0.5	3.0	2	2	0	1	0	0
E.Reed	15	6	21	0.0	0.0	0	0	0	0	0	0
T.McClain	9	12	21	0.0	0.0	0	1	0	0	0	1
B.Harris	15	5	20	0.0	0.0	0	0	0	4	0	0
E.Pleasant	13	2	15	0.0	0.0	0	0	0	2	0	0
J.Tuggle	3	1	4	0.0	0.0	0	0	0	0	0	0
T.Jamison	1	3	4	0.0	0.0	0	0	0	0	0	0
W.Jefferson	2	1	3	0.0	0.0	0	0	0	0	0	0
R.Sapp	0	1	1	0.0	0.0	0	0	0	0	0	0
TEAM	1	0	1	1.0	4.0	0	0	0	0	0	0
<b>TEXANS</b>	<b>747</b>	<b>416</b>	<b>1,163</b>	<b>32.0</b>	<b>187.0</b>	<b>70</b>	<b>105</b>	<b>7 (86)</b>	<b>72</b>	<b>8</b>	<b>4</b>
<b>Opponents</b>	<b>725</b>	<b>213</b>	<b>948</b>	<b>42.0</b>	<b>370.0</b>	<b>81</b>	<b>110</b>	<b>22 (357)</b>	<b>98</b>	<b>17</b>	<b>9</b>

**MISCELLANEOUS TACKLES:** A.Johnson 6, D.Hopkins 3, D.Brown 2, B.Tate 2, G.Jones 2, W.Smith 2, B.Brooks 1, O.Daniels 1, R.Griffin 1, D.Newton 1, T.Yates 1

**MISCELLANEOUS FUMBLE RECOVERIES:** B.Brooks 2, D.Brown 1, G.Graham 1, A.Johnson 1, B.Jones 1, G.Jones 1, B.Tate 1, T.Yates 1

## SPECIAL TEAMS STATISTICS

TACKLES	Solo	Asst	Total	Blocked PAT	Blocked Punt	Blocked FG	Forced Fumbles	Fumble Recoveries
J.Tuggle	10	1	11	0	0	0	1	0
E.Pleasant	8	0	8	0	0	0	0	0
B.Braman	8	0	8	0	0	0	0	0
E.Mack	8	0	8	0	0	0	0	0
J.Weeks	2	4	6	0	0	0	0	0
J.Victorian	4	1	5	0	0	0	0	0
D.Swearinger	4	0	4	0	0	0	0	0
B.McCain	4	0	4	0	0	0	0	0
R.Griffin	3	1	4	0	0	0	0	0
S.Keo	3	0	3	0	0	0	0	0
B.Harris	3	0	3	0	0	0	0	0
M.Mohamed	3	0	3	0	0	0	0	0
A.Bouye	2	0	2	0	0	0	0	0
S.Lechler	2	0	2	0	0	0	0	0
G.Jones	2	0	2	0	0	0	0	0
J.Tarpinian	1	1	2	0	0	0	0	0
J.Grimes	1	0	1	0	0	0	0	0
J.Starling	1	0	1	0	0	0	0	0
D.Karim	1	0	1	0	0	0	0	0
D.Smith	1	0	1	0	0	0	0	0
L.Jean	1	0	1	0	0	0	0	0
J.Mays	1	0	1	0	0	0	0	0
T.Gooden	1	0	1	0	0	0	0	0
R.Bullock	1	0	1	0	0	0	0	0
J.Watt	0	0	0	0	0	2	0	0
<b>TEXANS</b>	<b>75</b>	<b>8</b>	<b>83</b>	<b>0</b>	<b>0</b>	<b>2</b>	<b>1</b>	<b>0</b>
<b>Opponents</b>	<b>89</b>	<b>16</b>	<b>105</b>	<b>0</b>	<b>0</b>	<b>1</b>	<b>2</b>	<b>4</b>

# 2014 FINAL STATISTICS (9-7)

Date	W/L	Score	Opponent	Attendance
9/7	W	17-6	Washington	71,770
9/14	W	30-14	at Oakland	54,063
9/21	L	30-17	at New York Giants	77,462
9/28	W	23-17	Buffalo	71,756
10/5	L	20-17(OT)	at Dallas	91,159
10/9	L	33-28	Indianapolis	71,787
10/20	L	30-23	at Pittsburgh	56,375
10/26	W	30-16	at Tennessee	69,143
11/2	L	31-21	Philadelphia	71,780
11/16	W	23-7	at Cleveland	67,431
11/23	L	22-13	Cincinnati	71,777
11/30	W	45-21	Tennessee	71,714
12/7	W	27-13	at Jacksonville	61,070
12/14	L	17-10	at Indianapolis	65,148
12/21	W	25-13	Baltimore	71,771
12/28	W	23-17	Jacksonville	71,777

TEAM STATISTICS	TEXANS	Opponents
TOTAL FIRST DOWNS	313	329
Rushing	108	89
Passing	171	206
Penalty	34	34
3rd Down: Made/Att	91/235	74/218
3rd Down Pct.	38.7%	33.9%
4th Down: Made/Att	10/17	6/17
4th Down Pct.	58.8%	35.3%
POSSESSION AVG.	30:53	29:07
TOTAL NET YARDS	5,513	5,571
Avg. Per Game	344.6	348.2
Total Plays	1,062	1,077
Avg. Per Play	5.2	5.2
NET YARDS RUSHING	2,161	1,681
Avg. Per Game	135.1	105.1
Total Rushes	551	420
NET YARDS PASSING	3,352	3,890
Avg. Per Game	209.5	243.1
Sacked/Yards Lost	26/108	38/251
Gross Yards	3,460	4,141
Attempts/Completions	485/295	619/363
Completion Pct.	60.8%	58.6%
Had Intercepted	13	20
PUNTS/AVERAGE	84/45.8	83/45.1
NET PUNTING AVG.	38.7	41.4
PENALTIES/YARDS	94/834	99/786
FUMBLES/BALL LOST	19/9	24/14
TOUCHDOWNS	40	36
Rushing	12	6
Passing	22	28
Returns	6	2

SCORE BY PERIODS	1	2	3	4	OT	Total
TEXANS	69	111	88	104	0	372
Opponents	58	99	64	83	3	307

SCORING	TD	Ru	Pa	Rt	PAT	FG	2PT	TP
R.Bullock	0	0	0	0	40/40	30/35	0	130
A.Foster	13	8	5	0	0/0	0/0	0	78
D.Hopkins	6	0	6	0	0/0	0/0	0	36
J.Watt	5	0	3	2	0/0	0/0	0	32
A.Blue	4	2	1	1	0/0	0/0	0	24
A.Johnson	3	0	3	0	0/0	0/0	0	18
R.Fitzpatrick	2	2	0	0	0/0	0/0	0	12
J.Joseph	1	0	0	1	0/0	0/0	0	6
G.Graham	1	0	1	0	0/0	0/0	0	6
K.Lewis	1	0	0	1	0/0	0/0	0	6
D.Johnson	1	0	1	0	0/0	0/0	0	6
R.Griffin	1	0	1	0	0/0	0/0	0	6
A.Bouye	1	0	0	1	0/0	0/0	0	6
C.Fiedorowicz	1	0	1	0	0/0	0/0	0	6
TEXANS	40	12	22	6	40/40	30/35	0	372
Opponents	36	6	28	2	32/33	19/22	0	307

**2-Pt. Conversions:** TEXANS 0/0, Opponents: 0/3  
**Sacks:** J.Watt 20.5, W.Mercilus 5.0, J.Crick 3.5, B.Reed 3.0, T.Jamison 1.5, J.Simon 1.5, D.Swearingner 1.0, B.Cushing 1.0, A.Dent 1.0. **TEXANS: 38.0, Opponents: 26.0**

**FUMBLES/LOST:** A. Johnson 3/3, A. Foster 2/2, D. Hopkins 2/1, R. Fitzpatrick 5/1, T. Savage 2/1, C. Keenum 1/1, D. Johnson 2/0, D. Manning 1/0, C. Myers 1/0  
**TEXANS: 18/8, Opponents: 22/14**

**OPP. FUMBLE RECOVERIES:** J. Watt 5, J. Joseph 2, A. Blue 1, A. Bouye, D. Hopkins 1, T. Jamison 1, K. Lewis 1, D. Swearingner 1, J. Tuggle 1. **Total: 14**

RUSHING	No.	Yds	Avg	Long	TD
A.Foster	260	1,246	4.8	51	8
A.Blue	169	528	3.1	46	2
R.Fitzpatrick	50	184	3.7	16	2
J.Grimes	39	153	3.9	11	0
C.Keenum	10	35	3.5	13	0
D.Johnson	5	19	3.8	12	0
R.Brown	6	4	0.7	2	0
R.Mallett	6	-2	-0.3	2	0
T.Savage	6	-6	-1.0	1	0
TEXANS	551	2,161	3.9	51	12
Opponents	420	1,681	4.0	41	6

RECEIVING	No.	Yds	Avg	Long	TD
A.Johnson	85	936	11.0	35	3
D.Hopkins	76	1,210	15.9	76t	6
A.Foster	38	327	8.6	56t	5
D.Johnson	31	331	10.7	44t	1
G.Graham	18	197	10.9	26	1
A.Blue	15	113	7.5	22	1
R.Griffin	10	91	9.1	25	1
J.Grimes	6	86	14.3	31	0
K.Martin	6	78	13.0	32	0
C.Fiedorowicz	4	28	7.0	9	1
J.Watt	3	4	1.3	2t	3
D.Posey	1	30	30.0	30	0
J.Prosch	1	24	24.0	24	0
R.Brown	1	5	5.0	5	0
TEXANS	295	3,460	11.7	76t	22
Opponents	363	4,141	11.4	80t	28

INTERCEPTIONS	No.	Yds	Avg	Long	TD
A.Bouye	3	120	40.0	67	1
K.Jackson	3	97	32.3	65	0
J.Rolle	3	25	8.3	13	0
J.Joseph	2	85	42.5	60t	1
K.Lewis	2	32	16.0	27t	1
D.Swearingner	2	31	15.5	25	0
J.Watt	1	80	80.0	80t	1
J.Tuggle	1	8	8.0	8	0
B.Reed	1	5	5.0	5	0
M.Mohamed	1	0	0.0	0	0
D.Morris	1	0	0.0	0	0
TEXANS	20	483	24.2	80t	4
Opponents	13	120	9.2	55t	1

PUNTING	No.	Yds	Avg	Net	TB	In	Lg	B
S.Lechler	83	3,845	46.3	38.7	10	27	71	1
TEXANS	84	3,845	45.8	38.7	10	27	71	1
Opponents	83	3,742	45.1	41.4	5	34	62	1

PUNT RETURNS	Ret	FC	Yds	Avg	Long	TD
K.Martin	25	24	154	6.2	21	0
D.Johnson	9	4	54	6.0	12	0
TEXANS	34	28	208	6.1	21	0
Opponents	32	24	396	12.4	48	0

KICKOFF RETURNS	No.	Yds	Avg	Long	TD
D.Manning	13	267	20.5	41	0
D.Johnson	6	136	22.7	31	0
K.Martin	1	19	19.0	19	0
TEXANS	20	422	21.1	41	0
Opponents	45	1,169	26.0	42	0

FIELD GOALS	1-19	20-29	30-39	40-49	50+
R.Bullock	0/0	6/7	13/15	7/8	4/5
TEXANS	0/0	6/7	13/15	7/8	4/5
Opponents	0/0	3/3	10/11	5/5	1/3

**R.Bullock:** (42G) (33G, 39G, 46G, 27B) (27G) (41G, 55G, 50G) (29G) (37WR) (39G, 38G, 31G) (30G, 29G, 49G) (39 WL) (52WR, 46G, 37G, 50G) (36G, 25G) (37G, 43BL) (44G, 44G) (53G) (35G, 25G, 30G, 20G, 39G, 33G) ( )  
**Opponents:** ( ) ( ) (39G, 29G, 31G) (31G) (33G, 53WL, 49G) (27G, 34G) (44G, 30G, 40G) (35G) (45G) (38WR) (31G, 49G) ( ) (33G, 37G) (29G) ( ) (53G, 51LU)

PASSING	Att	Comp	Yds	Cmp%	Yds/Att	TD	TD%	Int	Int%	Long	Sack/Lost	Rating
R.Fitzpatrick	312	197	2,483	63.1	8.0	17	5.4	8	2.6	76t	21/83	95.3
C.Keenum	77	45	435	58.4	5.6	2	2.6	2	2.6	35	3/15	72.2
R.Mallett	75	41	400	54.7	5.3	2	2.7	2	2.7	41	1/5	67.6
T.Savage	19	10	127	52.6	6.7	0	0.0	1	5.3	35	1/5	51.9
S.Lechler	1	1	10	100.0	10.0	0	0.0	0	0.0	10	0/0	108.3
A.Foster	1	1	5	100.0	5.0	1	100.0	0	0.0	5t	0/0	127.1
TEXANS	485	295	3,460	60.8	7.1	22	4.5	13	2.7	76t	26/108	86.5
Opponents	619	363	4,141	58.6	6.7	28	4.5	20	3.2	80t	38/251	80.4

# 2014 FINAL STATISTICS (9-7)

## DEFENSIVE STATISTICS

TACKLES	Solo	Asst	Total	Sk	Sk Yds	TFL	QBH	Int (Yd)	PD	FF	FR
K.Lewis	52	32	84	0.0	0.0	4	1	2 (32)	6	3	1
J.Watt	59	19	78	20.5	140.0	29	50	1 (80)	10	4	5
J.Joseph	70	5	75	0.0	0.0	1	0	2 (85)	11	2	2
D.Swearinger	52	22	74	1.0	8.0	3	3	2 (31)	6	3	1
B.Cushing	41	31	72	1.0	8.0	1	9	0	2	1	0
M.Mohamed	31	27	58	0.0	0.0	2	1	1 (0)	6	0	0
K.Jackson	48	9	57	0.0	0.0	4	1	3 (97)	9	0	0
J.Crick	29	27	56	3.5	20.0	6	11	0	6	0	0
A.Bouye	47	7	54	0.0	0.0	1	0	3 (120)	10	1	1
W.Mercilus	31	19	50	5.0	30.0	9	11	0	0	2	0
B.Reed	25	16	41	3.0	19.0	5	10	1 (5)	4	0	0
D.Manning	25	12	37	0.0	0.0	1	1	0	2	0	0
J.Tuggle	19	17	36	0.0	0.0	1	1	1 (8)	2	0	1
D.Morris	25	5	30	0.0	0.0	1	0	1 (0)	7	0	0
A.Dent	20	7	27	1.0	7.0	2	6	0	0	0	0
R.Pickett	11	9	20	0.0	0.0	0	0	0	3	0	0
T.Jamison	12	7	19	1.5	14.0	1	3	0	0	0	1
A.Hal	15	3	18	0.0	0.0	0	0	0	4	0	0
J.Rolle	14	1	15	0.0	0.0	1	0	3 (25)	4	0	0
J.Powe	6	4	10	0.0	0.0	1	0	0	1	0	0
J.Pagan	5	5	10	0.0	0.0	1	0	0	0	0	0
J.Simon	4	5	9	1.5	5.0	2	6	0	1	0	0
J.Clowney	5	2	7	0.0	0.0	3	0	0	0	0	0
E.Mack	4	0	4	0.0	0.0	0	0	0	0	0	0
R.Sapp	2	0	2	0.0	0.0	0	0	0	0	0	0
J.Tarpinian	1	1	2	0.0	0.0	0	0	0	0	0	0
E.Pleasant	1	0	1	0.0	0.0	0	0	0	1	0	0
J.Ankrah	1	0	1	0.0	0.0	0	0	0	0	0	0
TEAM	1	0	1	0.0	0.0	0	0	0	0	0	0
TEXANS	656	292	948	38.0	251.0	79	114	20 (483)	95	16	12
Opponents	691	306	997	26.0	108.0	75	80	13 (120)	69	11	9

MISCELLANEOUS TACKLES: A.Johnson 4, B.Jones 3, D.Johnson 2, C.Fiedorowicz 1, A.Foster 1, G.Graham 1, R.Griffin 1, D.Hopkins 1, K.Martin 1, C.Myers 1

MISCELLANEOUS FUMBLE RECOVERIES: R.Fitzpatrick 4, D.Hopkins 2, A.Blue 1, T.Savage 1

## IMPACT STATISTICS

SACKS		
Player	Sacks	Yards
J.Watt	20.5	140.0
W.Mercilus	5.0	30.0
J.Crick	3.5	20.0
B.Reed	3.0	19.0
J.Simon	1.5	5.0
T.Jamison	1.5	14.0
D.Swearinger	1.0	8.0
A.Dent	1.0	7.0
B.Cushing	1.0	8.0
Totals	38.0	251.0

## INTERCEPTIONS

Player	Int	Yards	Long
A.Bouye	3	120	51t
K.Jackson	3	97	65
J.Rolle	3	25	13
J.Joseph	2	85	60t
K.Lewis	2	32	27t
D.Swearinger	2	31	25
J.Watt	1	80	80t
J.Tuggle	1	8	8
B.Reed	1	5	5
M.Mohamed	1	0	0
D.Morris	1	0	0
Totals	20	483	80t

## FUMBLES FORCED AND RECOVERED

Player	FF	FR
J.Watt	4	5
J.Joseph	2	2
K.Lewis	3	1
D.Swearinger	3	1
A.Bouye	1	1
T.Jamison	0	1
J.Tuggle	0	1
W.Mercilus	2	0
B.Cushing	1	0
Totals	16	12

## SPECIAL TEAMS STATISTICS

TACKLES	Solo	Asst	Total	Blocked PAT	Blocked Punt	Blocked FG	FF	FR
J.Tarpinian	7	5	12	0	0	0	1	0
A.Dent	5	6	11	0	0	0	0	0
M.Mohamed	8	1	9	0	0	0	0	0
D.Manning	7	2	9	0	0	0	0	1
J.Grimes	5	1	6	0	0	0	0	0
A.Bouye	5	0	5	0	0	0	0	0
E.Pleasant	4	1	5	0	0	0	0	0
A.Blue	3	1	4	0	1	0	0	1
J.Rolle	3	1	4	0	0	0	0	0
J.Simon	3	0	3	0	0	0	0	0
A.Hal	3	0	3	0	0	0	0	0
J.Prosch	1	2	3	0	0	0	0	0
J.Tuggle	2	1	3	0	0	0	0	0
E.Mack	2	0	2	0	0	0	0	0
J.Weeks	2	0	2	0	0	0	0	0
A.Denham	2	0	2	0	0	0	0	0
D.Morris	1	0	1	0	0	0	0	0
M.Bullough	1	0	1	0	0	0	0	0
Z.Diles	1	0	1	0	0	0	0	0
R.Griffin	1	0	1	0	0	0	0	0
R.Bullock	1	0	1	0	0	0	0	0
R.Sapp	0	1	1	0	0	0	0	0
D.Johnson	0	0	0	0	0	0	0	1
J.Watt	0	0	0	1	0	0	0	0
TEXANS	67	22	89	1	1	0	1	3
Opponents	50	19	69	0	1	2	0	0

## QUARTERBACK HITS

Player	QBH
J.Watt	50
W.Mercilus	11
J.Crick	11
B.Reed	10
B.Cushing	9
J.Simon	6
A.Dent	6
D.Swearinger	3
T.Jamison	3
K.Lewis	1
K.Jackson	1
M.Mohamed	1
J.Tuggle	1
D.Manning	1
Totals	114

## PASSES DEFENSED

Player	PD
J.Joseph	11
J.Watt	10
A.Bouye	10
K.Jackson	9
D.Morris	7
M.Mohamed	6
K.Lewis	6
D.Swearinger	6
J.Crick	6
B.Reed	4
J.Rolle	4
A.Hal	4
R.Pickett	3
D.Manning	2
B.Cushing	2
J.Tuggle	2
J.Simon	1
E.Pleasant	1
J.Powe	1
Totals	95

## TACKLES FOR LOSS

Player	TFL
J.Watt	29
W.Mercilus	9
J.Crick	6
B.Reed	5
K.Lewis	4
K.Jackson	4
D.Swearinger	3
J.Clowney	3
M.Mohamed	2
A.Dent	2
J.Simon	2
B.Cushing	1
J.Joseph	1
A.Bouye	1
J.Tuggle	1
D.Manning	1
J.Pagan	1
D.Morris	1
T.Jamison	1
J.Powe	1
J.Rolle	1
Totals	79



## 2015 FINAL STATISTICS (9-7)

Date	W/L	Score	Opponent	Attendance
9/13/2015	L	20-27	Kansas City Chiefs	71,776
9/20/2015	L	17-24	at Carolina Panthers	73,254
9/27/2015	W	19-9	Tampa Bay Buccaneers	71,718
10/4/2015	L	21-48	at Atlanta Falcons	69,904
10/8/2015	L	20-27	Indianapolis Colts	71,732
10/18/2015	W	31-20	at Jacksonville Jaguars	58,085
10/25/2015	L	26-44	at Miami Dolphins	65,251
11/2/2015	W	20-6	Tennessee Titans	71,630
11/16/2015	W	10-6	at Cincinnati Bengals	61,381
11/22/2015	W	24-17	New York Jets	71,718
11/29/2015	W	24-6	New Orleans Saints	71,778
12/6/2015	L	21-30	at Buffalo Bills	68,544
12/13/2015	L	6-27	New England Patriots	71,908
12/20/2015	W	16-10	at Indianapolis Colts	66,083
12/27/2015	W	34-6	at Tennessee Titans	62,153
1/3/2016	W	30-6	Jacksonville Jaguars	71,899

TEXANS STATISTICS	TEXANS	Opponents
TOTAL FIRST DOWNS	335	281
Rushing	90	79
Passing	210	173
Penalty	35	29
3rd Down: Made/Att	96/249	61/214
3rd Down Pct.	38.6%	28.5%
4th Down: Made/Att	6/19	7/12
4th Down Pct.	31.6%	58.3%
POSSESSION AVG.	30:48	29:12
TOTAL NET YARDS	5564	4963
Avg. Per Game	347.8	310.2
Total Plays	1127	986
Avg. Per Play	4.9	5.0
NET YARDS RUSHING	1731	1597
Avg. Per Game	108.2	99.8
Total Rushes	472	388
NET YARDS PASSING	3833	3366
Avg. Per Game	239.6	210.4
Sacked/Yards Lost	36/246	45/311
Gross Yards	4079	3677
Attempts/Completions	619/358	553/326
Completion Pct.	57.8%	59.0%
Had Intercepted	12	14
PUNTS/AVERAGE	96/47.2	101/46.5
NET PUNTING AVG.	38.6	41.5
PENALTIES/YARDS	107/910	116/991
FUMBLES/BALL LOST	22/8	20/11
TOUCHDOWNS	39	37
Rushing	7	10
Passing	29	24
Returns	3	3

SCORE BY PERIODS	1	2	3	4	OT	Total
TEXANS	59	76	81	123	0	339
Opponents	72	132	51	58	0	313

[illegible]

**2-Pt. Conversions:** TEXANS 2/3, Opponents 0/2

**SACKS:** J.Watt 17.5, W.Mercilus 12.0, J.Simon 5.0, J.Clowney 4.5, C.Covington 2.0, J.Crick 2.0, B.McKinney 1.0, E.Pleasant 0.5, Q.Demps 0.5 **TEXANS: 45.0, Opponents: 36.0**

**FUMBLES LOST:** B. Hoyer 2, A.Foster 1, C.Shorts 1, T.Yates 1, B.Weeden 1, A.Blue 1, C.Fiedorowicz 1 **TEXANS: 8**

**OPP. FUMBLE RECOVERIES:** Q.Demps 2, J.Crick 2, E.Pleasant 1, W.Mercilus 1, J.Simon 1, J.Weeks 1, K.Jackson 1, J.Watt 1, J.Joseph 1 **TEXANS: 11**

PASSING	Att	Comp	Yds	Cmp%	Yds/Att	TD	TD%	Int	Int%	Long	Sack/Lost	Rating
B.Hoyer	369	224	2606	60.7	7.1	19	5.1	7	1.9	49	25/185	91.4
R.Mallett	147	78	770	53.1	5.2	3	2.0	4	2.7	48	4/13	63.6
T.Yates	57	28	370	49.1	6.5	3	5.3	1	1.8	61t	5/33	80.3
B.Weeden	42	26	305	61.9	7.3	3	7.1	0	0.0	44	2/15	107.7
C.Shorts	1	1	21	100.0	21.0	1	100.0	0	0.0	21t	0/0	158.3
B.Daniels	2	1	7	50.0	3.5	0	0.0	0	0.0	7	0/0	58.3
J.Grimes	1	0	0	0.0	0.0	0	0.0	0	0.0	0	0/0	39.6
TEXANS	619	358	4079	57.8	6.6	29	4.7	12	1.9	61t	36/246	85.3
Opponents	553	326	3677	59.0	6.6	24	4.3	14	2.5	55	45/311	82.8

<b>RUSHING</b>	<b>No.</b>	<b>Yds</b>	<b>Avg</b>	<b>Long</b>	<b>TD</b>
A.Blue	183	698	3.8	41	2
C.Polk	99	334	3.4	20	1
J.Grimes	56	282	5.0	37	1
A.Foster	63	163	2.6	16	1
A.Hunt	17	96	5.6	25	0
C.Shorts	10	47	4.7	12	0
B.Hoyer	15	44	2.9	15	0
J.Prosch	6	33	5.5	16	0
B.Weeden	7	17	2.4	7t	1
R.Mallett	4	11	2.8	6t	1
B.Daniels	6	6	1.0	6	0
T.Yates	6	0	0.0	7	0
<b>TEXANS</b>	<b>472</b>	<b>1731</b>	<b>3.7</b>	<b>41</b>	<b>7</b>
<b>Opponents</b>	<b>388</b>	<b>1597</b>	<b>4.1</b>	<b>85t</b>	<b>10</b>

RECEIVING	No.	Yds	Avg	Long	TD
D.Hopkins	111	1521	13.7	61t	11
N.Washington	47	658	14.0	49	4
C.Shorts	42	484	11.5	42	2
J.Grimes	26	173	6.7	19	1
A.Foster	22	227	10.3	32	2
R.Griffin	20	251	12.6	37	2
C.Fedorowicz	17	167	9.8	25	1
C.Polk	16	109	6.8	12	1
A.Blue	15	109	7.3	21t	1
J.Strong	14	161	11.5	42t	3
K.Mumphery	14	129	9.2	26	0
A.Hunt	6	39	6.5	27	0
G.Graham	4	30	7.5	9	1
C.Worthy	3	14	4.7	12	0
K.Lamm	1	7	7.0	7	0
J.Prosch	0	0	0	0	0
J.Watt	0	0	0	0	0

TEXANS	358	4079	11.4	61t	29
Opponents	326	3677	11.3	55	24

INTERCEPTIONS	No.	Yds	Avg	Long	TD
A.Hal	4	54	13.5	31ft	1
K.Jackson	2	77	38.5	50	1
A.Bouye	2	9	4.5	9	0
E.Pleasant	2	-1	-0.5	0	0
K.Johnson	1	22	22.0	22	0
R.Moore	1	17	17.0	17	0
J.Joseph	1	2	2.0	2	0
Q.Demps	1	0	0.0	0	0
<b>TEXANS</b>	<b>14</b>	<b>180</b>	<b>12.9</b>	<b>50</b>	<b>2</b>
<b>Opponents</b>	<b>12</b>	<b>123</b>	<b>10.3</b>	<b>38</b>	<b>1</b>

PUNTING	No.	Yds	Avg	Net	TB	In	Lg	B
S.Lechler	95	4497	47.3	38.8	10	24	64	0
N.Novak	1	36	36.0	16.0	1	0	36	0
TEXANS	96	4533	47.2	38.6	11	24	64	0
Opponents	101	4693	46.5	41.5	6	43	65	0

PUNT RETURNS	Ret	FC	Yds	Avg	Long	TD
K.Mumphery	36	14	280	7.8	20	0
C.Shorts	9	8	70	7.8	17	0
B.Daniels	4	1	18	4.5	11	0
C.Worthy	3	0	9	3.0	7	0
TEXANS	52	23	377	7.3	20	0
Opponents	60	15	612	10.2	37	0

KICKOFF RETURNS	No.	Yds	Avg	Long	TD
K.Mumphery	14	338	24.1	41	0
Q.Demps	2	46	23.0	23	0
C.Worthy	1	27	27.0	27	0
A.Hunt	1	19	19.0	19	0
TEXANS	18	430	23.9	41	0
Opponents	40	977	24.4	50	0

FIELD GOALS	1-19	20-29	30-39	40-49	50+
N.Novak	0/0	6/6	6/6	4/4	2/5
R.Bullock	1/1	0/0	2/2	2/3	0/0
TEXANS	1/1	6/6	8/8	6/7	2/5
Opponents	0/0	3/3	5/6	9/10	3/7

**R.Bullock:** (34G, 47G) (43G) (43RU, 39G, 19G) (NWT) (NWT) (NWT) (NWT) (NWT)  
(NWT) (NWT) (NWT) (NWT) (NWT) (NWT) (NWT)

**N. Novak:** (NWT) (NWT) (NWT) (53SH) (36G, 49G) (41G) ( ) (38G, 24G) (22G) (20G) (34G) ( ) (37G, 45G) (56SH, 22G, 46G, 32G) (22G, 36G) (29G, 51G, 50WL, 51G)

**Opponents:** (27G, 48G, 51WL) (28G, 53B) (58G, 41WR, 33WR, 57WL) ( ) (48G, 42G)  
( ) (53G) (35G, 44G) (42G, 39G) (40G) (30G, 57G) (50LU, 36G) (43G, 49G) (29G) ( ) (43G).

( ) (55G) (55G, 44G) (42G, 59G) (40G) (50G, 57G) (50LD, 50G) (45G, 49G) (29G) ( ) (45G, 34G)

# 2015 FINAL STATISTICS (9-7)

## DEFENSIVE STATISTICS

PLAYER	Solo	Asst	Total	Sk	Sk Yds	TFL	QBH	Int	PD	FF	FR
B.Cushing	63	47	110	0.0	0.0	4	2	0	3	1	0
J.Watt	57	19	76	17.5	117.5	29	50	0	8	3	1
Q.Demps	35	26	61	0.5	6.5	1	1	1	6	1	2
K.Jackson	52	6	58	0.0	0.0	1	0	2	6	1	1
J.Joseph	48	10	58	0.0	0.0	1	0	1	22	1	1
B.McKinney	35	23	58	1.0	11.0	7	2	0	0	0	0
K.Johnson	47	5	52	0.0	0.0	3	0	1	9	0	0
W.Mercilus	32	18	50	12.0	60.0	14	16	0	2	1	1
J.Simon	36	13	49	5.0	28.0	3	11	0	0	0	0
J.Crick	28	20	48	2.0	14.0	3	9	0	2	1	2
J.Clowney	27	13	40	4.5	43.5	8	8	0	6	1	0
A.Hal	26	8	34	0.0	0.0	1	0	4	10	0	0
E.Pleasant	18	10	28	0.5	6.5	0	1	2	6	0	0
V.Wilfork	6	16	22	0.0	0.0	0	0	0	0	0	0
R.Moore	10	6	16	0.0	0.0	0	0	1	2	0	0
M.Bullough	10	6	16	0.0	0.0	1	0	0	0	0	0
A.Bouye	14	0	14	0.0	0.0	0	0	2	6	0	0
C.James	7	7	14	0.0	0.0	1	0	0	1	0	0
J.Tuggle	10	3	13	0.0	0.0	1	0	0	0	0	1
A.Dent	7	3	10	0.0	0.0	1	2	0	0	0	0
D.Morris	6	2	8	0.0	0.0	0	0	0	0	0	0
C.Covington	5	3	8	2.0	24.0	4	4	0	0	0	0
B.Dunn	4	3	7	0.0	0.0	0	0	0	0	0	0
K.Drummond	4	0	4	0.0	0.0	0	0	0	0	0	0
L.Ballentine	3	0	3	0.0	0.0	0	0	0	1	0	0
J.Rolle	0	2	2	0.0	0.0	0	0	0	0	0	0
J.Pagan	0	1	1	0.0	0.0	0	0	0	0	0	0
<b>TEXANS</b>	<b>590</b>	<b>270</b>	<b>860</b>	<b>45.0</b>	<b>311.0</b>	<b>83</b>	<b>106</b>	<b>14</b>	<b>90</b>	<b>10</b>	<b>9</b>
<b>Opponents</b>	<b>644</b>	<b>362</b>	<b>1006</b>	<b>36.0</b>	<b>246.0</b>	<b>65</b>	<b>86</b>	<b>12</b>	<b>89</b>	<b>15</b>	<b>8</b>

**MISCELLANEOUS TACKLES:** D.Hopkins 4, D.Newton 3, B.Brooks 2, K.Mumphery 1, J.Prosch 1, B.Jones 1, D.Brown 1, G.Graham 1, N.Washington 1

**MISCELLANEOUS FUMBLE RECOVERIES:** D.Newton 2, C.Clark 2, G.Graham 1, X.Su'a-Filo 1, K.Lamm 1, J.Grimes 1, B.Hoyer 1

## SPECIAL TEAMS STATISTICS

PLAYER	Solo	Asst	Total	FF	FR	Blocked FG	Blocked PAT	Blocked Punt
B.Peters	11	6	17	0	0	0	0	0
M.Bullough	6	8	14	0	0	0	0	0
K.Drummond	8	2	10	1	0	0	0	0
E.Pleasant	6	2	8	0	1	0	0	0
A.Dent	8	0	8	0	0	0	0	0
J.Weeks	6	2	8	0	1	0	0	0
J.Prosch	5	3	8	0	0	0	0	0
D.Morris	5	2	7	0	0	0	0	0
B.McKinney	2	3	5	0	0	0	0	0
C.James	5	0	5	0	0	0	0	0
J.Tuggle	1	4	5	0	0	0	0	0
J.Simon	3	1	4	0	1	0	0	0
K.Mumphery	4	0	4	0	3	0	0	0
A.Blue	3	1	4	1	0	0	0	0
K.Johnson	1	1	2	0	0	0	0	0
W.Mercilus	0	2	2	0	1	0	0	0
A.Hal	1	1	2	0	0	0	0	0
A.Bouye	1	1	2	0	0	0	0	0
C.Thompson	2	0	2	0	0	0	0	0
N.Novak	1	0	1	0	0	0	0	0
C.Moore	1	0	1	0	0	0	0	0
C.Polk	1	0	1	0	0	0	0	0
J.Crick	0	0	0	0	0	1	0	0
<b>TEXANS</b>	<b>81</b>	<b>39</b>	<b>120</b>	<b>2</b>	<b>7</b>	<b>1</b>	<b>0</b>	<b>0</b>
<b>Opponents</b>	<b>66</b>	<b>19</b>	<b>85</b>	<b>3</b>	<b>4</b>	<b>0</b>	<b>0</b>	<b>0</b>

## DEFENSIVE LEADERS

### SACKS

Player	Sacks	Yards
J.Watt	17.5	117.5
W.Mercilus	12.0	60.0
J.Simon	5.0	28.0
J.Clowney	4.5	43.5
J.Crick	2.0	14.0
C.Covington	2.0	24.0
B.McKinney	1.0	11.0
Q.Demps	0.5	6.5
E.Pleasant	0.5	6.5
<b>Totals</b>	<b>45.0</b>	<b>311.0</b>

### INTERCEPTIONS

Player	Int	Yards	Long
A.Hal	4	54	31
K.Jackson	2	77	50
A.Bouye	2	9	9
E.Pleasant	2	-1	-1
K.Johnson	1	22	22
R.Moore	1	17	17
J.Joseph	1	2	2
Q.Demps	1	0	0
<b>Totals</b>	<b>14</b>	<b>180</b>	<b>50</b>

### DEF. FUMBLES FORCED AND RECOVERED

Player	FF	FR
J.Watt	3	1
J.Crick	1	2
Q.Demps	1	2
K.Jackson	1	1
J.Joseph	1	1
W.Mercilus	1	1
J.Clowney	1	0
B.Cushing	1	0
J.Tuggle	0	1
<b>Totals</b>	<b>10</b>	<b>9</b>

### QUARTERBACK HITS

Player	QBH
J.Watt	50
W.Mercilus	16
J.Simon	11
J.Crick	9
J.Clowney	8
C.Covington	4
B.McKinney	2
B.Cushing	2
A.Dent	2
Q.Demps	1
E.Pleasant	1
<b>Totals</b>	<b>106</b>

### PASSES DEFENSED

Player	PD
J.Joseph	22
A.Hal	10
K.Johnson	9
J.Watt	8
J.Clowney	6
E.Pleasant	6
Q.Demps	6
K.Jackson	6
A.Bouye	6
B.Cushing	3
W.Mercilus	2
R.Moore	2
J.Crick	2
C.James	1
L.Ballentine	1
<b>Totals</b>	<b>90</b>

### TACKLES FOR LOSS

Player	TFL
J.Watt	29
W.Mercilus	14
J.Clowney	8
B.McKinney	7
B.Cushing	4
C.Covington	4
K.Johnson	3
J.Simon	3
J.Crick	3
A.Hal	1
J.Joseph	1
Q.Demps	1
K.Jackson	1
J.Tuggle	1
C.James	1
M.Bullough	1
A.Dent	1
<b>Totals</b>	<b>83</b>

# 2015 POSTSEASON STATISTICS (0-1)

Date	W/L	Score	Opponent	Attendance
1/9/2016	L	0-30	Kansas City Chiefs	71,800

TEXANS STATISTICS	TEXANS	Opponents
TOTAL FIRST DOWNS	14	18
Rushing	3	8
Passing	10	8
Penalty	1	2
3rd Down: Made/Att	6/14	4/11
3rd Down Pct.	42.9%	36.4%
4th Down: Made/Att	0/1	0/0
4th Down Pct.	0.0%	0.0
POSSESSION AVG.	25:35	34:25
TOTAL NET YARDS	226	314
Avg. Per Game	226.0	314.0
Total Plays	62	62
Avg. Per Play	3.6	5.1
NET YARDS RUSHING	114	141
Avg. Per Game	114.0	141.0
Total Rushes	25	37
NET YARDS PASSING	112	173
Avg. Per Game	112.0	173.0
Sacked/Yards Lost	3/24	3/17
Gross Yards	136	190
Attempts/Completions	34/15	22/17
Completion Pct.	44.1%	77.3%
Had Intercepted	4	1
PUNTS/AVERAGE	5/45.6	4/45.3
NET PUNTING AVG.	38.8	45.3
PENALTIES/YARDS	4/29	5/52
FUMBLES/BALL LOST	2/1	0/0
TOUCHDOWNS	0	3
Rushing	0	1
Passing	0	1
Returns	0	1

SCORE BY PERIODS	1	2	3	4	OT	Total
TEXANS	0	0	0	0	0	0
Opponents	7	6	7	10	0	30

SCORING	TD	Ru	Pa	Rt	PAT	FG	2PT	TP
TEXANS	0	0	0	0	0/0	0/0	0	0
Opponents	3	1	1	1	3/3	3/3	0	30

2-Pt. Conversions: TEXANS 0/0, Opponents 0/0

SACKS: W.Mercilus 3.0 TEXANS: 3.0, Opponents: 3.0

FUMBLES LOST: B.Hoyer 1 TEXANS: 1

OPP. FUMBLE RECOVERIES: TEXANS: 0

RUSHING	No.	Yds	Avg	Long	TD
A.Blue	17	99	5.8	49	0
J.Grimes	4	15	3.8	8	0
J.Prosch	1	2	2.0	2	0
A.Hunt	1	0	0.0	0	0
B.Hoyer	1	-1	-1.0	-1	0
J.Watt	1	-1	-1.0	-1	0
TEXANS	25	114	4.6	49	0
Opponents	37	141	3.8	23	1

RECEIVING	No.	Yds	Avg	Long	TD
D.Hopkins	6	69	11.5	17	0
R.Griffin	3	29	9.7	15	0
J.Grimes	2	12	6.0	8	0
J.Strong	1	17	17.0	17	0
C.Shorts	1	5	5.0	5	0
N.Washington	1	3	3.0	3	0
C.Fiedorowicz	1	1	1.0	1	0
A.Blue	0	0	0	0	0
TEXANS	15	136	9.1	17	0
Opponents	17	190	11.2	48	1

INTERCEPTIONS	No.	Yds	Avg	Long	TD
B.Cushing	1	0	0.0	0	0
TEXANS	1	0	0.0	0	0
Opponents	4	35	8.8	20	0

PUNTING	No.	Yds	Avg	Net	TB	In	Lg	B
S.Lechler	5	228	45.6	38.8	0	1	53	0
TEXANS	5	228	45.6	38.8	0	1	53	0
Opponents	4	181	45.3	45.3	0	3	56	0

PUNT RETURNS	Ret	FC	Yds	Avg	Long	TD
K.Mumphery	0	3	0	0	0	0
TEXANS	0	3	0	0	0	0
Opponents	4	1	34	8.5	14	0

KICKOFF RETURNS	No.	Yds	Avg	Long	TD
TEXANS	0	0	0.0	0	0
Opponents	1	106	106.0	106t	1

FIELD GOALS	1-19	20-29	30-39	40-49	50+
TEXANS	0/0	0/0	0/0	0/0	0/0
Opponents	0/0	0/0	1/1	2/2	0/0

TEXANS: ()  
Opponents: (49G, 49G, 33G)

PASSING	Att	Comp	Yds	Cmp%	Yds/Att	TD	TD%	Int	Int%	Long	Sack/Lost	Rating
B.Hoyer	34	15	136	44.1%	4.0	0	0.0%	4	11.8%	17	3/24	15.9
TEXANS	34	15	136	44.1%	4.0	0	0.0%	4	11.8%	17	3/24	15.9
Opponents	22	17	190	77.3%	8.6	1	4.5%	1	4.5%	48	3/17	98.7



# 2015 POSTSEASON STATISTICS (1-1)

## DEFENSIVE STATISTICS

PLAYER	Solo	Asst	Total	Sk	Sk Yds	TFL	QBH	Int	PD	FF	FR
B.Cushing	9	4	13	0.0	0.0	0	0	1	1	0	0
B.McKinney	4	5	9	0.0	0.0	0	0	0	0	0	0
W.Mercilus	5	3	8	3.0	17.0	3	4	0	0	0	0
J.Simon	5	3	8	0.0	0.0	1	0	0	0	0	0
K.Jackson	6	1	7	0.0	0.0	0	0	0	1	0	0
Q.Demps	3	2	5	0.0	0.0	0	0	0	0	0	0
J.Crick	2	3	5	0.0	0.0	0	0	0	0	0	0
A.Hal	2	3	5	0.0	0.0	0	0	0	0	0	0
V.Wilfork	2	1	3	0.0	0.0	0	0	0	0	0	0
K.Johnson	2	1	3	0.0	0.0	0	0	0	0	0	0
J.Joseph	1	1	2	0.0	0.0	0	0	0	0	0	0
C.Covington	0	2	2	0.0	0.0	0	0	0	0	0	0
A.Bouye	1	0	1	0.0	0.0	0	0	0	0	0	0
B.Dunn	1	0	1	0.0	0.0	0	0	0	0	0	0
J.Watt	0	1	1	0.0	0.0	0	0	0	0	0	0
<b>TEXANS</b>	<b>43</b>	<b>30</b>	<b>73</b>	<b>3.0</b>	<b>17.0</b>	<b>4</b>	<b>4</b>	<b>1</b>	<b>2</b>	<b>0</b>	<b>0</b>
<b>Opponents</b>	<b>33</b>	<b>23</b>	<b>56</b>	<b>3.0</b>	<b>24.0</b>	<b>2</b>	<b>2</b>	<b>4</b>	<b>8</b>	<b>2</b>	<b>1</b>

**MISCELLANEOUS TACKLES:** B.Jones 2, D.Hopkins 1, N.Washington 1, R.Griffin 1.

**MISCELLANEOUS FUMBLE RECOVERIES:** B.Hoyer 1.

## SPECIAL TEAMS STATISTICS

PLAYER	Solo	Asst	Total	FF	FR	Blocked FG	Blocked PAT	Blocked Punt
D.Morris	1	0	1	0	0	0	0	0
A.Dent	1	0	1	0	0	0	0	0
A.Blue	1	0	1	0	0	0	0	0
B.Peters	0	1	1	0	0	0	0	0
K.Drummond	0	1	1	0	0	0	0	0
<b>TEXANS</b>	<b>3</b>	<b>2</b>	<b>5</b>	<b>0</b>	<b>0</b>	<b>0</b>	<b>0</b>	<b>0</b>
<b>Opponents</b>	<b>0</b>	<b>0</b>	<b>0</b>	<b>0</b>	<b>0</b>	<b>0</b>	<b>0</b>	<b>0</b>

## DEFENSIVE LEADERS

### SACKS

Player	Sacks	Yards
W.Mercilus	3.0	17.0
<b>Totals</b>	<b>3.0</b>	<b>17.0</b>

### INTERCEPTIONS

Player	Int	Yards	Long
B.Cushing	1	0	0
<b>Totals</b>	<b>1</b>	<b>0</b>	<b>0</b>

### DEF. FUMBLES FORCED AND RECOVERED

Player	FF	FR
None		
<b>Totals</b>	<b>0</b>	<b>0</b>

### QUARTERBACK HITS

Player	QBH
W.Mercilus	4
<b>Totals</b>	<b>4</b>

### PASSES DEFENSED

Player	PD
B.Cushing	1
K.Jackson	1
<b>Totals</b>	<b>2</b>

### TACKLES FOR LOSS

Player	TFL
W.Mercilus	3
J.Simon	1
<b>Totals</b>	<b>4</b>

# 2016 FINAL STATISTICS (9-7)

Date	W/L	Score	Opponent	Attendance
9/11/2016	W	23-14	Chicago Bears	71,933
9/18/2016	W	19-12	Kansas City Chiefs	71,890
9/22/2016	L	0-27	at New England Patriots	66,829
10/2/2016	W	27-20	Tennessee Titans	71,815
10/9/2016	L	13-31	at Minnesota Vikings	66,683
10/16/2016	W	26-23	Indianapolis Colts	71,891
10/24/2016	L	9-27	at Denver Broncos	76,865
10/30/2016	W	20-13	Detroit Lions	71,882
11/13/2016	W	24-21	at Jacksonville Jaguars	62,091
11/21/2016	L	20-27	at Oakland Raiders (Mexico City)	76,473
11/27/2016	L	13-21	San Diego Chargers	71,897
12/4/2016	L	13-21	at Green Bay Packers	77,867
12/11/2016	W	22-17	at Indianapolis Colts	65,250
12/18/2016	W	21-20	Jacksonville Jaguars	71,803
12/24/2016	W	12-10	Cincinnati Bengals	71,836
1/1/2017	L	17-24	at Tennessee Titans	65,205

## TEXANS STATISTICS

TEXANS	Opponents
<b>TOTAL FIRST DOWNS</b>	305 272
Rushing	102 87
Passing	173 157
Penalty	30 28
3rd Down: Made/Att	87/233 82/213
3rd Down Pct.	39.1% 23.1%
4th Down: Made/Att	9/23 3/13
4th Down Pct.	31.6% 58.3%
POSSESSION AVG.	31:20 28:40
<b>TOTAL NET YARDS</b>	5035 4821
Avg. Per Game	314.7 301.3
Total Plays	1071 950
Avg. Per Play	4.7 5.1
<b>NET YARDS RUSHING</b>	1859 1595
Avg. Per Game	116.2 99.7
Total Rushes	456 397
<b>NET YARDS PASSING</b>	3176 3226
Avg. Per Game	198.5 201.6
Sacked/Yards Lost	32/242 31/198
Gross Yards	3418 3424
Attempts/Completions	583/347 522/319
Completion Pct.	59.5% 61.1%
Had Intercepted	16 11
<b>PUNTS/AVERAGE</b>	72/47.5 84/46.0
<b>NET PUNTING AVG.</b>	40.1 39.7
<b>PENALTIES/YARDS</b>	87/868 114/950
<b>FUMBLES/BALL LOST</b>	20/8 15/6
<b>TOUCHDOWNS</b>	25 36
Rushing	8 13
Passing	15 20
Returns	2 3

## SCORE BY PERIODS

	1	2	3	4	OT	Total
TEXANS	47	74	65	90	3	279
Opponents	54	118	44	112	0	328

## SCORING

	TD	Ru	Pa	Rt	PAT	FG	2PT	TP
N.Novak	0	0	0	0	22/25	35/41	0	127
L.Miller	6	5	1	0	0/0	0/0	0	36
D.Hopkins	4	0	4	0	0/0	0/0	0	24
C.Fiedorowicz	4	0	4	0	0/0	0/0	0	24
W.Fuller V	3	0	2	1	0/0	0/0	0	18
B.Osweiler	2	2	0	0	0/0	0/0	0	12
R.Griffin	2	0	2	0	0/0	0/0	0	12
K.Jackson	1	0	0	1	0/0	0/0	0	6
S.Anderson	1	0	1	0	0/0	0/0	0	6
B.Miller	1	0	1	0	0/0	0/0	0	6
A.Blue	1	1	0	0	0/0	0/0	0	6
TEXANS	25	8	15	2	22/25	35/41	0	279
Opponents	36	13	20	3	35/35	25/29	1	328

2-Pt. Conversions: TEXANS: 0/0, Opponents: 1/1

**SACKS:** W.Mercilus 7.5, J.Clowney 6.0, B.McKinney 5.0, J.Simon 3.5, J.Heath 2.0, J.Watt 1.5, D.Reader 1.0, A.Hal 1.0, A.Bouye 1.0, U.Kamalu 1.0, C.Covington 1.0, A.Smith 0.5  
**TEXANS: 31.0, Opponents: 31.0**

**FUMBLES LOST:** T.Ervin 2, L.Miller 1, B.Osweiler 1, R.Griffin 1, C.James 1, T.Savage 1, A.Blue 1 **TEXANS: 8**

**OPP. FUMBLE RECOVERIES:** W.Mercilus 4, K.Johnson 1, J.Watt 1 **TEXANS: 6**

## RUSHING

	No.	Yds	Avg	Long	TD
L.Miller	268	1073	4.0	45	5
A.Blue	100	420	4.2	25	1
B.Osweiler	30	131	4.4	21	2
A.Hunt	20	109	5.5	19	0
J.Grimes	23	105	4.6	14	0
T.Savage	6	12	2.0	11	0
J.Prosch	4	9	2.3	5	0
T.Ervin	1	3	3.0	3	0
B.Miller	3	0	0.0	1	0
W.Fuller	1	-3	-3.0	-3	0

## TEXANS

Opponents	456 397	1859 1595	4.1 4.0	45 41t	8 13
-----------	---------	-----------	---------	--------	------

## RECEIVING

	No.	Yds	Avg	Long	TD
D.Hopkins	78	954	12.2	51	4
C.Fiedorowicz	54	559	10.4	26t	4
R.Griffin	50	442	8.8	45	2
W.Fuller V	47	635	13.5	53	2
L.Miller	31	188	6.1	16	1
B.Miller	15	99	6.6	12t	1
J.Strong	14	131	9.4	36	0
J.Grimes	13	94	7.2	15	0
A.Blue	12	40	3.3	12	0
S.Anderson	11	93	8.5	14	1
K.Mumphery	10	69	6.9	11	0
W.Williams	4	75	18.8	32	0
A.Hunt	3	29	9.7	24	0
T.Ervin	3	18	6.0	9	0
J.Prosch	1	6	6.0	6	0
B.Osweiler	1	-14	-14.0	-6	0

## TEXANS

Opponents	347 319	3418 3424	9.9 10.7	53 86t	1 20
-----------	---------	-----------	----------	--------	------

## INTERCEPTIONS

	No.	Yds	Avg	Long	TD
Q.Demps	6	54	9.0	19	0
A.Hal	2	36	18.0	24	0
K.Jackson	1	42	42.0	42t	1
A.Bouye	1	0	0.0	0	0
R.Nelson Jr.	1	0	0.0	0	0

## TEXANS

Opponents	11 16	132 165	12.0 10.3	42t 35	1 0
-----------	-------	---------	-----------	--------	-----

## PUNTING

	No.	Yds	Avg	Net	TB	In	Lg	B
S.Lechler	72	3423	47.5	40.1	3	30	62	0
TEXANS	72	3423	47.5	40.1	3	30	62	0
Opponents	84	3861	46.0	39.7	5	34	71	0

## PUNT RETURNS

	Ret	FC	Yds	Avg	Long	TD
T.Ervin	27	23	261	9.7	57	0
W.Fuller V	11	6	165	15.0	67t	1
B.Miller	1	0	1	1.0	1	0
TEXANS	39	29	427	10.9	67t	1
Opponents	48	13	477	9.9	79t	1

## KICKOFF RETURNS

	No.	Yds	Avg	Long	TD
T.Ervin	14	263	18.8	33	0
A.Hunt	9	194	21.6	39	0
B.Miller	3	41	13.7	17	0
W.Fuller V	2	31	15.5	19	0
C.James	1	18	18.0	18	0
J.Prosch	1	10	10.0	10	0
TEXANS	30	557	18.6	39	0
Opponents	48	1135	23.6	100t	1

## FIELD GOALS

	1-19	20-29	30-39	40-49	50+
N.Novak	1/1	12/12	11/11	8/11	3/6
TEXANS	1/1	12/12	11/11	8/11	3/6
Opponents	2/2	6/6	8/8	6/8	3/5

**N.Novak:** (28G,28G,38G)(32G,24G,57N,31G,43G)(53G,48N,45G)(51N,38G,30G)(27G,33G)(43G,43G,29G)(33G,36G)(49N,50N,51G)(32G,28G)(19G,45G)(21G,52G,24G,41G,34G)(39G,45G,43G,27G)(25G,22G)(45N,26G)  
**Opponents:** (54G,43G,35G,30G)(24G,25G)(48G,26G)(19G)(41G,37G,36G)(22G,32G)(49N,47G,34G)(54G,44G)(19G,20G)(54N)(32G,55N)(26G,50G)(43G,43N)(35G)

	Att	Comp	Yds	Cmp%	Yds/Att	TD	TD%	Int	Int%	Long	Sack/Lost	Rating
B.Osweiler	510	301	2957	59.0%	5.8	15	2.9%	16	3.1%	53	27/206	72.2
T.Savage	73	46	461	63.0%	6.3	0	0.0%	0	0.0%	32	5/36	80.9
TEXANS	583	347	3418	59.5%	5.9	15	2.6%	16	2.7%	53	32/242	73.3
Opponents	522	319	3424	61.1%	6.6	20	3.8%	11	2.1%	86t	31/198	84.3

# 2016 FINAL STATISTICS (9-7)

## DEFENSIVE STATISTICS

PLAYER	Solo	Asst	Total	Sk	Sk Yds	TFL	QBH	Int	PD	FF	FR
B.McKinney	79	50	129	5.0	31.0	8	11	0	2	1	0
B.Cushing	38	27	65	0.0	0.0	2	2	0	1	0	0
K.Jackson	51	11	62	0.0	0.0	3	0	1	4	0	0
A.Bouye	48	14	62	1.0	6.0	2	1	1	16	0	0
Q.Demps	38	17	55	0.0	0.0	1	1	6	9	1	0
W.Mercilus	36	17	53	7.5	56.5	13	22	0	1	1	4
J.Clowney	40	12	52	6.0	45.0	16	17	0	2	1	0
J.Simon	32	19	51	3.5	19.0	4	10	0	2	1	0
A.Hal	31	15	46	1.0	7.0	2	1	2	7	0	0
J.Joseph	38	7	45	0.0	0.0	0	0	0	9	1	0
C.Covington	16	10	26	1.0	2.0	2	2	0	1	0	0
C.Moore	18	5	23	0.0	0.0	0	0	0	3	0	0
D.Reader	7	15	22	1.0	8.0	2	2	0	1	0	0
K.Johnson	18	3	21	0.0	0.0	1	0	0	3	0	1
V.Wilfork	9	12	21	0.0	0.0	2	3	0	1	0	0
M.Bullough	14	5	19	0.0	0.0	2	0	0	0	0	0
E.Pleasant	14	3	17	0.0	0.0	1	1	0	5	0	0
C.James	10	2	12	0.0	0.0	0	0	0	1	0	0
B.Scarlett	3	7	10	0.0	0.0	1	0	0	0	0	0
R.Nelson Jr.	8	1	9	0.0	0.0	0	0	1	2	0	0
D.Rice	6	3	9	0.0	0.0	0	0	0	0	0	0
J.Heath	5	3	8	2.0	11.0	2	4	0	0	0	0
J.Watt	1	7	8	1.5	5.0	1	5	0	0	0	1
U.Kamalu	3	2	5	1.0	4.0	2	1	0	0	0	0
A.Smith	3	1	4	0.5	3.5	0	6	0	0	0	0
A.Dent	3	1	4	0.0	0.0	0	0	0	0	0	0
B.Dunn	3	0	3	0.0	0.0	0	0	0	0	0	0
D.Still	2	1	3	0.0	0.0	0	0	0	0	0	0
K.Dillon	1	1	2	0.0	0.0	0	0	0	0	0	0
B.Peters	1	0	1	0.0	0.0	1	0	0	0	0	0
<b>TEXANS</b>	<b>576</b>	<b>271</b>	<b>847</b>	<b>31.0</b>	<b>198.0</b>	<b>68</b>	<b>89</b>	<b>11</b>	<b>70</b>	<b>6</b>	<b>6</b>
<b>Opponents</b>	<b>642</b>	<b>333</b>	<b>975</b>	<b>31.0</b>	<b>242.0</b>	<b>61</b>	<b>99</b>	<b>16</b>	<b>87</b>	<b>12</b>	<b>5</b>

**MISCELLANEOUS TACKLES:** D.Hopkins 6, W.Fuller V 4, L.Miller 2, R.Griffin 2, S.Anderson 2, J.Grimes 1, O.Aboushi 1, X.Su'a-Filo 1

**MISCELLANEOUS FUMBLE RECOVERIES:** L.Miller 2, B.Osweiler 2, A.Hunt 1, C.Clark 1

## SPECIAL TEAMS STATISTICS

PLAYER	Solo	Asst	Total	FF	FR	Blocked FG	Blocked PAT	Blocked Punt
R.Nelson Jr.	9	2	11	0	1	0	0	0
D.Jones	9	2	11	0	0	0	0	0
B.Peters	6	4	10	0	0	0	0	0
C.Moore	7	2	9	0	0	0	0	0
A.Dent	6	1	7	0	0	0	0	0
J.Grimes	6	1	7	1	0	0	0	0
A.Hunt	5	2	7	0	0	0	0	0
A.Blue	6	0	6	0	0	0	0	0
M.Bullough	5	1	6	0	0	0	0	0
C.James	6	0	6	0	0	0	0	0
T.Ervin	3	1	4	0	0	0	0	0
K.Johnson	4	0	4	0	0	0	0	0
J.Prosch	3	1	4	0	0	0	0	0
B.Scarlett	3	0	3	0	0	0	0	0
K.Dillon	3	0	3	0	0	0	0	0
E.Pleasant	2	1	3	0	0	0	0	0
J.Weeks	2	0	2	0	0	0	0	0
A.Hal	1	1	2	0	0	0	0	0
K.Mumphery	1	1	2	0	0	0	0	0
S.Lechler	1	1	2	0	0	0	0	0
S.Anderson	1	0	1	0	0	0	0	0
A.Bouye	0	1	1	0	0	0	0	0
N.Novak	1	0	1	0	0	0	0	0
W.Williams	0	0	0	0	1	0	0	0
<b>TEXANS</b>	<b>90</b>	<b>22</b>	<b>112</b>	<b>1</b>	<b>2</b>	<b>0</b>	<b>0</b>	<b>0</b>
<b>Opponents</b>	<b>58</b>	<b>22</b>	<b>80</b>	<b>3</b>	<b>5</b>	<b>0</b>	<b>1</b>	<b>0</b>

## DEFENSIVE LEADERS

### SACKS

Player	Sacks	Yards
W.Mercilus	53.0	7.5
J.Clowney	52.0	6.0
B.McKinney	129.0	5.0
J.Simon	51.0	3.5
J.Heath	8.0	2.0
J.Watt	8.0	1.5
A.Bouye	62.0	1.0
A.Hal	46.0	1.0
C.Covington	26.0	1.0
D.Reader	22.0	1.0
U.Kamalu	5.0	1.0
A.Smith	4.0	0.5
<b>Totals</b>	<b>31.0</b>	<b>198.0</b>

### INTERCEPTIONS

Player	Int	Yards	Long
Q.Demps	6	54	19
A.Hal	2	36	24
A.Bouye	1	0	0
K.Jackson	1	42	42t
R.Nelson Jr.	1	0	0
<b>Totals</b>	<b>11</b>	<b>132</b>	<b>42t</b>

### DEF. FUMBLES FORCED AND RECOVERED

Player	FF	FR
B.McKinney	1	0
Q.Demps	1	0
J.Simon	1	0
J.Joseph	1	0
W.Mercilus	1	4
J.Clowney	1	0
J.Watt	0	1
K.Johnson	0	1
<b>Totals</b>	<b>6</b>	<b>6</b>

### QUARTERBACK HITS

Player	QBH
W.Mercilus	22
J.Clowney	17
B.McKinney	11
J.Simon	10
A.Smith	6
J.Watt	5
J.Heath	4
V.Wilfork	3
B.Cushing	2
C.Covington	2
D.Reader	2
A.Bouye	1
Q.Demps	1
A.Hal	1
E.Pleasant	1
U.Kamalu	1
<b>Totals</b>	<b>89</b>

### PASSES DEFENSED

Player	PD
A.Bouye	16
Q.Demps	9
J.Joseph	9
A.Hal	7
E.Pleasant	5
K.Jackson	4
C.Moore	3
K.Johnson	3
B.McKinney	2
J.Clowney	2
J.Simon	2
R.Nelson Jr.	2
B.Cushing	1
W.Mercilus	1
C.Covington	1
D.Reader	1
V.Wilfork	1
C.James	1
<b>Totals</b>	<b>70</b>

### TACKLES FOR LOSS

Player	TFL
J.Clowney	16
W.Mercilus	13
B.McKinney	8
J.Simon	4
K.Jackson	3
B.Cushing	3
A.Bouye	2
A.Hal	2
C.Covington	2
D.Reader	2
V.Wilfork	2
M.Bullough	2
J.Heath	2
U.Kamalu	2
Q.Demps	1
K.Johnson	1
E.Pleasant	1
B.Scarlett	1
J.Watt	1
B.Peters	1
<b>Totals</b>	<b>68</b>



# 2016 POSTSEASON STATISTICS (1-1)

Date	W/L	Score	Opponent	Attendance
1/7/2017	W	27-14	Oakland Raiders	71,790
1/14/2017	L	16-34	at New England Patriots	66,829

TEXANS STATISTICS	TEXANS	Opponents
TOTAL FIRST DOWNS	33	36
Rushing	11	9
Passing	17	23
Penalty	5	4
3rd Down: Made/Att	7/31	7/30
3rd Down Pct.	22.6%	23.3%
4th Down: Made/Att	0/0	1/2
4th Down Pct.	0.0%	50.0%
POSSESSION AVG.	33:00	27:01
TOTAL NET YARDS	576	580
Avg. Per Game	288.0	290.0
Total Plays	135	136
Avg. Per Play	4.3	4.3
NET YARDS RUSHING	228	162
Avg. Per Game	114.0	81.0
Total Rushes	67	48
NET YARDS PASSING	348	418
Avg. Per Game	174.0	209.0
Sacked/Yards Lost	3/17	5/30
Gross Yards	365	448
Attempts/Completions	65/37	83/36
Completion Pct.	56.9%	43.4%
Had Intercepted	3	5
PUNTS/AVERAGE	17/44.4	16/43.6
NET PUNTING AVG.	36.4	38.8
PENALTIES/YARDS	12/140	13/113
FUMBLES/BALL LOST	3/0	2/1
TOUCHDOWNS	4	6
Rushing	2	2
Passing	2	3
Returns	0	1

SCORE BY PERIODS	1	2	3	4	OT	Total
TEXANS	13	20	0	10	0	43
Opponents	21	3	7	17	0	48

SCORING	TD	Ru	Pa	Rt	PAT	FG	2PT	TP
N.Novak	0	0	0	0	4/4	5/5	0	19
L.Miller	1	1	0	0	0/0	0/0	0	6
B.Osweiler	1	1	0	0	0/0	0/0	0	6
D.Hopkins	1	0	1	0	0/0	0/0	0	6
C.Fiedorowicz	1	0	1	0	0/0	0/0	0	6
TEXANS	4	2	2	0	4/4	5/5	0	43
Opponents	6	2	3	1	6/6	2/2	0	48

2-Pt. Conversions: TEXANS: 0/0, Opponents: 0/0

SACKS: W.Mercilus 3.0, D.Reader 1.0, B.Cushing 1.0 TEXANS: 5.0, Opponents: 3.0

FUMBLES LOST: TEXANS: 0

OPP. FUMBLE RECOVERIES: E.Pleasant 1 TEXANS: 1

RUSHING	No.	Yds	Avg	Long	TD
L.Miller	50	147	2.9	19	1
J.Grimes	6	41	6.8	12	0
B.Osweiler	7	33	4.7	18	1
A.Blue	3	6	2.0	4	0
J.Prosch	1	1	1.0	1	0
TEXANS	67	228	3.4	19	2
Opponents	48	162	3.4	18	2

RECEIVING	No.	Yds	Avg	Long	TD
D.Hopkins	11	132	12.0	38	1
W.Fuller V	7	53	7.6	19	0
C.Fiedorowicz	5	71	14.2	18	1
J.Grimes	4	43	10.8	15	0
L.Miller	4	15	3.8	6	0
R.Griffin	3	29	9.7	13	0
A.Hunt	2	15	7.5	13	0
K.Mumphery	1	7	7.0	7	0
S.Anderson	0	0	0	0	0
TEXANS	37	365	9.9	38	2
Opponents	36	448	12.4	48	3

INTERCEPTIONS	No.	Yds	Avg	Long	TD
A.Bouye	2	13	6.5	7	0
C.Moore	1	20	20.0	20	0
A.Hal	1	6	6.0	6	0
J.Clowney	1	3	3.0	3	0
TEXANS	5	42	8.4	20	0
Opponents	3	58	19.3	31	0

PUNTING	No.	Yds	Avg	Net	TB	In	Lg	B
S.Lechler	17	755	44.4	36.4	2	7	63	0
TEXANS	17	755	44.4	36.4	2	7	63	0
Opponents	16	697	43.6	38.8	1	6	62	0

PUNT RETURNS	Ret	FC	Yds	Avg	Long	TD
T.Ervin	4	2	23	5.8	16	0
W.Fuller V	2	1	34	17.0	18	0
TEXANS	6	3	57	9.5	18	0
Opponents	10	5	96	9.6	37	0

KICKOFF RETURNS	No.	Yds	Avg	Long	TD
A.Hunt	3	57	19.0	22	0
A.Blue	1	15	15.0	15	0
T.Ervin	1	14	14.0	14	0
W.Fuller V	1	12	12.0	12	0
TEXANS	6	98	16.3	22	0
Opponents	6	185	30.8	98t	1

FIELD GOALS	1-19	20-29	30-39	40-49	50+
N.Novak	0/0	1/1	2/2	1/1	1/1
TEXANS	0/0	1/1	2/2	1/1	1/1
Opponents	1/1	0/0	0/0	1/1	0/0

N.Novak: (50G,38G)(33G,27G,46G)  
Opponents: ()(19G,43G)

PASSING	Att	Comp	Yds	Cmp%	Yds/Att	TD	TD%	Int	Int%	Long	Sack/Lost	Rating
B.Osweiler	65	37	365	56.9%	5.6	2	3.1%	3	4.6%	38	3/17	63.9
TEXANS	65	37	365	56.9%	5.6	2	3.1%	3	4.6%	38	3/17	63.9
Opponents	83	36	448	43.4%	5.4	3	3.6%	5	6.0%	48	5/30	47.7

# 2016 POSTSEASON STATISTICS (1-1)

## DEFENSIVE STATISTICS

PLAYER	Solo	Asst	Total	Sk	Sk Yds	TFL	QBH	Int	PD	FF	FR
J.Joseph	14	0	14	0.0	0.0	0	0	0	3	0	0
A.Hal	7	5	12	0.0	0.0	0	0	1	3	0	0
B.McKinney	6	6	12	0.0	0.0	0	0	0	2	0	0
W.Mercilus	7	4	11	3.0	20.0	4	5	0	1	0	0
K.Jackson	4	4	8	0.0	0.0	0	0	0	0	0	0
B.Cushing	3	5	8	1.0	4.0	2	1	0	0	0	0
C.Moore	6	1	7	0.0	0.0	0	0	1	3	0	0
A.Bouye	5	2	7	0.0	0.0	0	0	2	6	1	0
E.Pleasant	1	3	4	0.0	0.0	0	0	0	0	0	0
J.Clowney	3	0	3	0.0	0.0	1	2	1	2	0	0
R.Nelson Jr.	3	0	3	0.0	0.0	0	0	0	1	0	0
D.Reader	2	1	3	1.0	6.0	1	1	0	0	0	0
J.Heath	2	0	2	0.0	0.0	0	0	0	0	0	0
Q.Demps	2	0	2	0.0	0.0	0	0	0	0	0	0
C.Covington	1	1	2	0.0	0.0	0	2	0	0	0	0
A.Smith	1	0	1	0.0	0.0	1	0	0	0	0	0
A.Dent	0	1	1	0.0	0.0	0	0	0	0	0	0
V.Wilfork	0	1	1	0.0	0.0	0	0	0	0	0	0
<b>TEXANS</b>	<b>67</b>	<b>34</b>	<b>101</b>	<b>5.0</b>	<b>30.0</b>	<b>9</b>	<b>11</b>	<b>5</b>	<b>21</b>	<b>1</b>	<b>0</b>
<b>Opponents</b>	<b>79</b>	<b>47</b>	<b>126</b>	<b>3.0</b>	<b>17.0</b>	<b>9</b>	<b>6</b>	<b>3</b>	<b>12</b>	<b>0</b>	<b>0</b>

MISCELLANEOUS TACKLES: D.Hopkins 1, X.Su'a-Filo 1

MISCELLANEOUS FUMBLE RECOVERIES: B.Osweiler 1

## SPECIAL TEAMS STATISTICS

PLAYER	Solo	Asst	Total	FF	FR	Blocked FG	Blocked PAT	Blocked Punt
A.Dent	1	2	3	1	0	0	0	0
C.Moore	2	0	2	0	0	0	0	0
B.Peters	2	0	2	0	0	0	0	0
D.Jones	2	0	2	0	0	0	0	0
S.Anderson	1	1	2	0	0	0	0	0
S.Lechler	1	0	1	0	0	0	0	0
J.Grimes	1	0	1	0	0	0	0	0
B.Scarlett	1	0	1	0	0	0	0	0
A.Hunt	1	0	1	0	0	0	0	0
E.Pleasant	0	0	0	0	2	0	0	0
T.Ervin	0	0	0	0	1	0	0	0
<b>TEXANS</b>	<b>12</b>	<b>3</b>	<b>15</b>	<b>1</b>	<b>3</b>	<b>0</b>	<b>0</b>	<b>0</b>
<b>Opponents</b>	<b>9</b>	<b>8</b>	<b>17</b>	<b>0</b>	<b>0</b>	<b>0</b>	<b>0</b>	<b>0</b>

## DEFENSIVE LEADERS

### SACKS

Player	Sacks	Yards
W.Mercilus	3.0	17.0
D.Reader	1.0	6.0
B.Cushing	1.0	4.0
<b>Totals</b>	<b>3.0</b>	<b>30.0</b>

### INTERCEPTIONS

Player	Int	Yards	Long
A.Bouye	2	13	7
J.Clowney	1	3	3
A.Hal	1	6	6
C.Moore	1	20	20
<b>Totals</b>	<b>5</b>	<b>42</b>	<b>20</b>

### DEF. FUMBLES FORCED AND RECOVERED

Player	FF	FR
A.Bouye	1	0
<b>Totals</b>	<b>1</b>	<b>0</b>

### QUARTERBACK HITS

Player	QBH
W.Mercilus	5
J.Clowney	2
C.Covington	2
B.Cushing	1
D.Reader	1
<b>Totals</b>	<b>11</b>

### PASSES DEFENSED

Player	PD
A.Bouye	6
J.Joseph	3
A.Hal	3
C.Moore	3
B.McKinney	2
J.Clowney	2
W.Mercilus	1
R.Nelson Jr.	1
<b>Totals</b>	<b>21</b>

### TACKLES FOR LOSS

Player	TFL
W.Mercilus	4
B.Cushing	2
J.Clowney	1
D.Reader	1
A.Smith	1
<b>Totals</b>	<b>9</b>



# STARS. ALIGNED.



## 2018 FORD F-150

What happens when NFL star and Texans defensive lineman, JJ Watt, gets behind the wheel of his Ford F-150? The stars align. That's because the 2018 Ford F-150 SuperCrew® earned an overall five-star safety rating from NHTSA.\* Test-drive a new F-150 at your Texas Ford Dealer today, and you'll see why, Ford is The Best In Texas.



**BEST IN TEXAS**  
TexasFord.com

**OFFICIAL TRUCK OF**  
**JJ WATT**  
**AND THE HOUSTON TEXANS**



\*Government 5-Star Safety Ratings are part of the National Highway Traffic Safety Administration's (NHTSA's) New Car Assessment Program ([www.safercar.gov](http://www.safercar.gov)).





**HOUSTON**  
**TEXANS**

**TEXANS KICKOFF**



# TRAINING CAMP AT THE GREENBRIER



*The Texans will start 2018 Training Camp presented by XFINITY at The Greenbrier in White Sulphur Springs, W. Va. for the second year in a row and will continue in Houston following the Texans' first preseason game at the Kansas City Chiefs on Thursday, Aug. 9. The full training camp schedule can be found on the next page.*

Houston Texans Training Camp presented by XFINITY will begin on Thursday, July 26 as the Texans take the field in preparation for the 2018 season. The camp will start at The Greenbrier in White Sulphur Springs, W. Va. for the second year in a row and will continue in Houston following the Texans' first preseason game at the Kansas City Chiefs on Thursday, Aug. 9.

General Manager **Brian Gaine** will be made available to the media upon arrival to The Greenbrier Hotel (W. Va.) on Wednesday, July 25 at approximately 5:30 p.m. ET. Additionally, 11 training camp practice sessions will be open to the media at The Greenbrier: Thursday, July 26 – Sunday, July 29; Tuesday, July 31 – Sunday, Aug. 5 and Tuesday, Aug. 7. All practices at The Greenbrier will begin at approximately 10:40 a.m. ET. The full training camp schedule can be found on the next page.

The media hotel in close proximity to The Greenbrier will be the Fairfield Inn & Suites by Marriott in Lewisburg, W. Va. (273 Coleman Dr., Lewisburg, W.V. 24901).

The Texans will also hold five practices that are open to the media at the Houston Methodist Training Center when they return to Houston following their first preseason game: Saturday, Aug. 11; Monday, Aug. 13 – Thursday, Aug. 16. The practices on Wednesday, Aug. 15 and Thursday, Aug. 16 will be joint practices with the San Francisco 49ers.

All training camp practices are subject to short notice changes and adjustments based on weather and/or football operations decisions. Updates are promptly available on the club's digital media platforms and via email from Texans PR.



## THE GREENBRIER FAST FACTS

- Founded in 1778, the Chesapeake & Ohio Railway purchased the resort in 1910 and embarked on a major expansion that was completed in 1913
- In 1942, the U.S. Army purchased The Greenbrier and turned it into a 2,000 bed hospital that treated 25,000 patients before closing in 1946. It was then sold back to the railroad
- The Greenbrier is now owned by the Governor of West Virginia, Jim Justice
- In the event that the United States came under nuclear attack, The Greenbrier has an underground bunker that served as an emergency shelter for the United States Congress during the Cold War. The bunker was kept fully stocked for over 30 years and was never used but it wasn't revealed to the public until 1992
- The Greenbrier is a U.S. National Historic Landmark
- More than 55 unique activities are offered at the 11,000-acre resort, including four championship golf courses, one of the world's most celebrated spas, shopping, gaming, equestrian sports, fishing, off-road driving and more
- The guest list includes 26 of our country's 45 Presidents
- Offers more than 20 dining and lounging areas
- Has more than 2,000 employees
- Has 710 hotel rooms
- Hosted the New Orleans Saints' training camp from 2014-16 and the Spring League (semi-pro football) in 2017
- The Greenbrier Classic is a golf tournament on the PGA Tour, which is played on The Old White TPC at The Greenbrier. It made its debut in 2010 and has taken place in early July since 2012. As of the 2018 edition, the event has been renamed A Military Tribute at The Greenbrier, in honor of U.S. military involvement at the Greenbrier site



# TRAINING CAMP AT THE GREENBRIER



## 2018 TRAINING CAMP SCHEDULE

Day	Date	Practice Time	Location	Media Availability
Wednesday	July 25	General Manager Brian Gaine available at approx. 5:30 p.m. ET at The Greenbrier Hotel (W. Va.)		
Thursday	July 26	10:40 a.m. – 1:10 p.m. ET	The Greenbrier (W. Va.)	After practice on the field
Friday	July 27	10:40 a.m. – 1:10 p.m. ET	The Greenbrier (W. Va.)	After practice on the field
Saturday	July 28	10:40 a.m. – 1:10 p.m. ET	The Greenbrier (W. Va.)	After practice on the field
Sunday	July 29	10:40 a.m. – 1:10 p.m. ET	The Greenbrier (W. Va.)	After practice on the field
Monday	July 30	Players' Day Off / No Availability		
Tuesday	July 31	10:40 a.m. – 1:10 p.m. ET	The Greenbrier (W. Va.)	After practice on the field
Wednesday	August 1	10:40 a.m. – 1:10 p.m. ET	The Greenbrier (W. Va.)	After practice on the field
Thursday	August 2	10:40 a.m. – 1:10 p.m. ET	The Greenbrier (W. Va.)	After practice on the field
Friday	August 3	10:40 a.m. – 1:10 p.m. ET	The Greenbrier (W. Va.)	After practice on the field
Saturday	August 4	10:40 a.m. – 1:10 p.m. ET	The Greenbrier (W. Va.)	After practice on the field
Sunday	August 5	10:40 a.m. – 1:10 p.m. ET	The Greenbrier (W. Va.)	After practice on the field
Monday	August 6	Players' Day Off / No Availability		
Tuesday	August 7	10:40 a.m. – 1:10 p.m. ET	The Greenbrier (W. Va.)	After practice on the field
Wednesday	August 8	Travel Day / No Availability		
Thursday	August 9	Game at Kansas City Chiefs (Arrowhead Stadium), 7:30 p.m. CT		
Friday	August 10	Players' Day Off / No Availability		
Saturday	August 11	9:15 a.m. – 11:15 a.m. CT	Houston Methodist Training Center	After practice on the field
Sunday	August 12	Players' Day Off / No Availability		
Monday	August 13	9:15 a.m. – 11:15 a.m. CT	Houston Methodist Training Center	After practice on the field
Tuesday	August 14	9:15 a.m. – 11:15 a.m. CT	Houston Methodist Training Center	After practice on the field
<b>Wednesday</b>	<b>August 15</b>	<b>9:15 a.m. – 11:15 a.m. CT</b>	<b>Houston Methodist Training Center</b>	<b>After practice on the field</b>
<b>Thursday</b>	<b>August 16</b>	<b>9:15 a.m. – 11:15 a.m. CT</b>	<b>Houston Methodist Training Center</b>	<b>After practice on the field</b>
Friday	August 17	Players' Day Off / No Availability		
Saturday	August 18	Game vs. San Francisco 49ers (NRG Stadium), 7:00 p.m. CT		
Sunday	August 19	Players' Day Off / No Availability		

\***Bold** indicates joint practices with the San Francisco 49ers.



# 2018 NFL SCHEDULE

## AFC

**EAST**  
Buffalo  
New England  
Miami  
N.Y. Jets

**SOUTH**  
Houston  
Indianapolis  
Jacksonville  
Tennessee

**NORTH**  
Baltimore  
Cincinnati  
Cleveland  
Pittsburgh

**WEST**  
Denver  
Kansas City  
L.A. Chargers  
Oakland

## NFC

**EAST**  
Dallas  
N.Y. Giants  
Philadelphia  
Washington

**SOUTH**  
Atlanta  
Carolina  
New Orleans  
Tampa Bay

**NORTH**  
Chicago  
Detroit  
Green Bay  
Minnesota

**WEST**  
L.A. Rams  
San Francisco  
Seattle  
Arizona

## 2018 NFL Schedule

(All Times Central)

### WEEK 1

#### THURSDAY, SEPTEMBER 6

Atlanta at Philadelphia 07:20pm

#### SUNDAY, SEPTEMBER 9

**Houston at New England 12:00pm**

Buffalo at Baltimore 12:00pm

Cincinnati at Indianapolis 12:00pm

Jacksonville at N.Y. Giants 12:00pm

Pittsburgh at Cleveland 12:00pm

San Francisco at Minnesota 12:00pm

Tampa Bay at New Orleans 12:00pm

Tennessee at Miami 12:00pm

Kansas City at L.A. Chargers 03:05pm

Dallas at Carolina 03:25pm

Seattle at Denver 03:25pm

Washington at Arizona 03:25pm

Chicago at Green Bay 07:20pm

#### MONDAY, SEPTEMBER 10

N.Y. Jets at Detroit 06:10pm

L.A. Rams at Oakland 09:20pm

### WEEK 2

#### THURSDAY, SEPTEMBER 13

Baltimore at Cincinnati 07:20pm

#### SUNDAY, SEPTEMBER 16

**Houston at Tennessee 12:00pm**

Carolina at Atlanta 12:00pm

Cleveland at New Orleans 12:00pm

Indianapolis at Washington 12:00pm

Kansas City at Pittsburgh 12:00pm

L.A. Chargers at Buffalo 12:00pm

Miami at N.Y. Jets 12:00pm

Minnesota at Green Bay 12:00pm

Philadelphia at Tampa Bay 12:00pm

Arizona at L.A. Rams 03:05pm

Detroit at San Francisco 03:05pm

New England at Jacksonville 03:25pm

Oakland at Denver 03:25pm

N.Y. Giants at Dallas 07:20pm

#### MONDAY, SEPTEMBER 17

Seattle at Chicago 07:15pm

### WEEK 3

#### THURSDAY, SEPTEMBER 20

N.Y. Jets at Cleveland 07:20pm

#### SUNDAY, SEPTEMBER 23

**N.Y. Giants at Houston 12:00pm**

Buffalo at Minnesota 12:00pm

Cincinnati at Carolina 12:00pm

Denver at Baltimore 12:00pm

Green Bay at Washington 12:00pm

Indianapolis at Philadelphia 12:00pm

New Orleans at Atlanta

12:00pm

Oakland at Miami

12:00pm

San Francisco at Kansas City

12:00pm

Tennessee at Jacksonville

12:00pm

L.A. Chargers at L.A. Rams

03:05pm

Chicago at Arizona

03:25pm

Dallas at Seattle

03:25pm

New England at Detroit

07:20pm

#### MONDAY, SEPTEMBER 24

Pittsburgh at Tampa Bay 07:15pm

### WEEK 4

#### THURSDAY, SEPTEMBER 27

(Byes: Carolina, Washington)

Minnesota at L.A. Rams

07:20pm

#### SUNDAY, SEPTEMBER 30

**Houston at Indianapolis 12:00pm**

Buffalo at Green Bay 12:00pm

Cincinnati at Atlanta 12:00pm

Detroit at Dallas 12:00pm

Miami at New England 12:00pm

N.Y. Jets at Jacksonville 12:00pm

Philadelphia at Tennessee 12:00pm

Tampa Bay at Chicago 12:00pm

Cleveland at Oakland 03:05pm

Seattle at Arizona 03:05pm

New Orleans at N.Y. Giants 03:25pm

San Francisco at L.A. Chargers 03:25pm

Baltimore at Pittsburgh 07:20pm

#### MONDAY, OCTOBER 1

Kansas City at Denver 07:15pm

### WEEK 5

#### THURSDAY, OCTOBER 4

(Byes: Chicago, Tampa Bay)

Indianapolis at New England\* 07:20pm

#### SUNDAY, OCTOBER 7

Atlanta at Pittsburgh\* 12:00pm

Baltimore at Cleveland\* 12:00pm

Denver at N.Y. Jets\* 12:00pm

Green Bay at Detroit\* 12:00pm

Jacksonville at Kansas City\* 12:00pm

Miami at Cincinnati\* 12:00pm

N.Y. Giants at Carolina\* 12:00pm

Tennessee at Buffalo\* 12:00pm

Oakland at L.A. Chargers 03:05pm

Arizona at San Francisco 03:25pm

L.A. Rams at Seattle 03:25pm

Minnesota at Philadelphia 03:25pm

**Dallas at Houston\* 07:20pm**

#### MONDAY, OCTOBER 8

Washington at New Orleans\* 07:15pm

### WEEK 6

#### THURSDAY, OCTOBER 11

(Byes: Detroit, New Orleans)

Philadelphia at N.Y. Giants\* 07:20pm

#### SUNDAY, OCTOBER 14

**Buffalo at Houston\* 12:00pm**

Arizona at Minnesota\* 12:00pm

Carolina at Washington\* 12:00pm

Chicago at Miami\* 12:00pm

Indianapolis at N.Y. Jets\* 12:00pm

L.A. Chargers at Cleveland\* 12:00pm

Pittsburgh at Cincinnati\* 12:00pm

Seattle at Oakland\* 12:00pm

Tampa Bay at Atlanta\* 12:00pm

L.A. Rams at Denver 03:05pm

Baltimore at Tennessee 03:25pm

Jacksonville at Dallas 03:25pm

Kansas City at New England\* 07:20pm

#### MONDAY, OCTOBER 15

San Francisco at Green Bay\* 07:15pm

### WEEK 7

#### THURSDAY, OCTOBER 18

(Byes: Green Bay, Oakland, Pittsburgh, Seattle)

Denver at Arizona\* 07:20pm

#### SUNDAY, OCTOBER 21

Tennessee at L.A. Chargers\* 08:30am

**Houston at Jacksonville\* 12:00pm**

Buffalo at Indianapolis\* 12:00pm

Carolina at Philadelphia\* 12:00pm

Cincinnati at Kansas City\* 12:00pm

Cleveland at Tampa Bay\* 12:00pm

Detroit at Miami\* 12:00pm

Minnesota at N.Y. Jets\* 12:00pm

New England at Chicago\* 12:00pm

New Orleans at Baltimore 03:05pm

Dallas at Washington 03:25pm

L.A. Rams at San Francisco\* 07:20pm

#### MONDAY, OCTOBER 22

N.Y. Giants at Atlanta\* 07:15pm

### WEEK 8

#### THURSDAY, OCTOBER 25

(Byes: Atlanta, Dallas, L.A. Chargers, Tennessee)

**Miami at Houston\* 07:20pm**

#### SUNDAY, OCTOBER 28

Philadelphia at Jacksonville\* 08:30am

Baltimore at Carolina\* 12:00pm

Cleveland at Pittsburgh\* 12:00pm

Denver at Kansas City\* 12:00pm

N.Y. Jets at Chicago\* 12:00pm

# 2018 NFL SCHEDULE

Seattle at Detroit\* 12:00pm  
Tampa Bay at Cincinnati\* 12:00pm  
Washington at N.Y. Giants\* 12:00pm  
Indianapolis at Oakland 03:05pm  
Green Bay at L.A. Rams 03:25pm  
San Francisco at Arizona 03:25pm  
New Orleans at Minnesota\* 07:20pm

## MONDAY, OCTOBER 29

New England at Buffalo\* 07:15pm

## WEEK 9

## THURSDAY, NOVEMBER 1

(Byes: Arizona, Cincinnati, Indianapolis, Jacksonville, N.Y. Giants, Philadelphia)

Oakland at San Francisco\* 07:20pm

## SUNDAY, NOVEMBER 4

Atlanta at Washington\* 12:00pm  
Chicago at Buffalo\* 12:00pm  
Detroit at Minnesota\* 12:00pm  
Kansas City at Cleveland\* 12:00pm  
N.Y. Jets at Miami\* 12:00pm  
Pittsburgh at Baltimore\* 12:00pm  
Tampa Bay at Carolina\* 12:00pm  
**Houston at Denver 03:05pm**  
L.A. Chargers at Seattle 03:05pm  
L.A. Rams at New Orleans 03:25pm  
Green Bay at New England\* 07:20pm

## MONDAY, NOVEMBER 5

Tennessee at Dallas\* 07:15pm

## WEEK 10

## THURSDAY, NOVEMBER 8

(Byes: Baltimore, Denver, **Houston**, Minnesota)

Carolina at Pittsburgh\* 07:20pm

## SUNDAY, NOVEMBER 11

Arizona at Kansas City\* 12:00pm  
Atlanta at Cleveland\* 12:00pm  
Buffalo at N.Y. Jets\* 12:00pm  
Detroit at Chicago\* 12:00pm  
Jacksonville at Indianapolis\* 12:00pm  
Miami at Green Bay\* 12:00pm  
New England at Tennessee\* 12:00pm  
New Orleans at Cincinnati\* 12:00pm  
Washington at Tampa Bay\* 12:00pm  
L.A. Chargers at Oakland 03:05pm  
Seattle at L.A. Rams 03:25pm  
Dallas at Philadelphia\* 07:20pm

## MONDAY, NOVEMBER 12

N.Y. Giants at San Francisco\* 07:15pm

## WEEK 11

## THURSDAY, NOVEMBER 15

(Byes: Miami, Buffalo, Cleveland, New England, N.Y. Jets, San Francisco)

Green Bay at Seattle\* 07:20pm

## SUNDAY, NOVEMBER 18

**Houston at Washington\* 12:00pm**  
Carolina at Detroit\* 12:00pm  
Cincinnati at Baltimore\* 12:00pm  
Dallas at Atlanta\* 12:00pm  
Minnesota at Chicago\* 12:00pm  
Philadelphia at New Orleans\* 12:00pm  
Tampa Bay at N.Y. Giants\* 12:00pm  
Tennessee at Indianapolis\* 12:00pm  
Denver at L.A. Chargers 03:05pm

Oakland at Arizona 03:05pm  
Pittsburgh at Jacksonville\* 07:20pm

## MONDAY, NOVEMBER 19

Kansas City at L.A. Rams\* 07:15pm

## WEEK 12

## THURSDAY, NOVEMBER 22

(Byes: Kansas City, L.A. Rams)

Chicago at Detroit\* 11:30am  
Washington at Dallas 03:30pm  
Atlanta at New Orleans\* 07:20pm

## SUNDAY, NOVEMBER 25

Cleveland at Cincinnati\* 12:00pm  
Jacksonville at Buffalo\* 12:00pm  
Miami at Indianapolis\* 12:00pm  
N.Y. Giants at Philadelphia\* 12:00pm  
New England at N.Y. Jets\* 12:00pm  
Oakland at Baltimore\* 12:00pm  
San Francisco at Tampa Bay\* 12:00pm  
Seattle at Carolina\* 12:00pm  
Arizona at L.A. Chargers 03:05pm  
Pittsburgh at Denver 03:25pm  
Green Bay at Minnesota\* 07:20pm

## MONDAY, NOVEMBER 26

**Tennessee at Houston\* 07:15pm**

## WEEK 13

## THURSDAY, NOVEMBER 29

New Orleans at Dallas\* 07:20pm

## SUNDAY, DECEMBER 2

**Cleveland at Houston\* 12:00pm**  
Arizona at Green Bay\* 12:00pm  
Baltimore at Atlanta\* 12:00pm  
Buffalo at Miami\* 12:00pm  
Carolina at Tampa Bay\* 12:00pm  
Chicago at N.Y. Giants\* 12:00pm  
Denver at Cincinnati\* 12:00pm  
Indianapolis at Jacksonville\* 12:00pm  
L.A. Chargers at Pittsburgh\* 12:00pm  
L.A. Rams at Detroit\* 12:00pm  
Kansas City at Oakland 03:05pm  
N.Y. Jets at Tennessee 03:05pm  
Minnesota at New England 03:25pm  
San Francisco at Seattle\* 07:20pm

## MONDAY, DECEMBER 3

Washington at Philadelphia\* 07:15pm

## WEEK 14

## THURSDAY, DECEMBER 6

Jacksonville at Tennessee\* 07:20pm

## SUNDAY, DECEMBER 9

**Indianapolis at Houston\* 12:00pm**  
Atlanta at Green Bay\* 12:00pm  
Baltimore at Kansas City\* 12:00pm  
Carolina at Cleveland\* 12:00pm  
L.A. Rams at Chicago\* 12:00pm  
N.Y. Giants at Washington\* 12:00pm  
N.Y. Jets at Buffalo\* 12:00pm  
New England at Miami\* 12:00pm  
New Orleans at Tampa Bay\* 12:00pm  
Cincinnati at L.A. Chargers 03:05pm  
Denver at San Francisco 03:05pm  
Detroit at Arizona 03:25pm  
Philadelphia at Dallas 03:25pm  
Pittsburgh at Oakland\* 07:20pm

## MONDAY, DECEMBER 10

Minnesota at Seattle\* 07:15pm

## WEEK 15

## THURSDAY, DECEMBER 13

L.A. Chargers at Kansas City\* 07:20pm

## SATURDAY, DECEMBER 15

**Houston at N.Y. Jets 03:30pm**  
Cleveland at Denver 03:30pm

## SUNDAY, DECEMBER 16

Arizona at Atlanta\* 12:00pm  
Dallas at Indianapolis\* 12:00pm  
Detroit at Buffalo\* 12:00pm  
Green Bay at Chicago\* 12:00pm  
Miami at Minnesota\* 12:00pm  
Oakland at Cincinnati\* 12:00pm  
Tampa Bay at Baltimore\* 12:00pm  
Tennessee at N.Y. Giants\* 12:00pm  
Washington at Jacksonville\* 12:00pm  
Seattle at San Francisco 03:05pm  
New England at Pittsburgh 03:25pm  
Philadelphia at L.A. Rams\* 07:20pm

## MONDAY, DECEMBER 17

New Orleans at Carolina\* 07:15pm

## WEEK 16

## SUNDAY, DECEMBER 23

**Houston at Philadelphia\* 12:00pm**  
Atlanta at Carolina\* 12:00pm  
Buffalo at New England\* 12:00pm  
Cincinnati at Cleveland\* 12:00pm  
Green Bay at N.Y. Jets\* 12:00pm  
Jacksonville at Miami\* 12:00pm  
Minnesota at Detroit\* 12:00pm  
N.Y. Giants at Indianapolis\* 12:00pm  
Tampa Bay at Dallas\* 12:00pm  
Washington at Tennessee\* 12:00pm  
Baltimore at L.A. Chargers 03:05pm  
Chicago at San Francisco 03:05pm  
L.A. Rams at Arizona 03:05pm  
Pittsburgh at New Orleans 03:25pm  
Kansas City at Seattle\* 07:20pm

## MONDAY, DECEMBER 24

Denver at Oakland\* 07:15pm

## WEEK 17

## SUNDAY, DECEMBER 30

**Jacksonville at Houston\* 12:00pm**  
Atlanta at Tampa Bay\* 12:00pm  
Carolina at New Orleans\* 12:00pm  
Chicago at Minnesota\* 12:00pm  
Cincinnati at Pittsburgh\* 12:00pm  
Cleveland at Baltimore\* 12:00pm  
Dallas at N.Y. Giants\* 12:00pm  
Detroit at Green Bay\* 12:00pm  
Indianapolis at Tennessee\* 12:00pm  
Miami at Buffalo\* 12:00pm  
N.Y. Jets at New England\* 12:00pm  
Oakland at Kansas City\* 12:00pm  
Philadelphia at Washington\* 12:00pm  
Arizona at Seattle 03:25pm  
L.A. Chargers at Denver 03:25pm  
San Francisco at L.A. Rams 03:25pm

\* Sunday night games in Weeks 5-16 subject to change



## MARC VANDERMEER

**VICE PRESIDENT, BROADCASTING AND  
PLAY-BY-PLAY VOICE**

@TEXANSVOICE



Marc Vandermeer has been a team fixture since it began play in 2002, calling every snap the Houston Texans have ever taken as the team's play-by-play announcer. Vandermeer officially joined the Texans as the director of radio broadcasting in June 2012 and was promoted to senior director of broadcasting in June 2013 before being named vice president of broadcasting in 2016.

In his role, Vandermeer serves as the "Voice of the Texans" and oversees the programs and content on HoustonTexans.com, Texans Radio on the flagship station KILT SportsRadio 610 and Texans television programming on ABC-13/KTRK and Fox Sports Southwest. Since the Texans began play, Vandermeer is the only current team employee to attend every single game in franchise history. Vandermeer was also co-host of the morning drive show for SportsRadio 610 until May 2012.

Vandermeer came to the Texans following a successful three-year run as the play-by-play voice for the Miami Hurricanes on 560 WQAM. He called the action for the Hurricanes' football and baseball national championship teams in 2001, hosted the athletic program's weekly show, Hurricane Hotline, and filled in on the WQAM Morning Show.

From 1995-99, Vandermeer was the play-by-play voice for the UMass Minutemen and served as the UMass Radio Network Director for WHMP AM/FM. He was promoted to station manager his final year with WHMP.

Vandermeer has called NCAA Basketball Tournament games for Westwood One Radio and was the play-by-play voice for Central Michigan University from 1992-95. He also serves on the Junior Achievement Board of Directors.

The Boston University alumnus and his wife, Corinne, have two sons, Luke and Liam.



## JOHN HARRIS

**TEXANS ANALYST, INTEGRATED MEDIA  
MANAGER**

@JHARRISFOOTBALL



John Harris joined the organization as a football analyst and sideline reporter in April 2014 and was hired full-time in April 2015. In addition to his sideline duties on game day, he writes articles for HoustonTexans.com and contributes to Texans Radio and Texans TV on a regular basis.

Harris has spent his time around the game as a coach's son, player, coach, writer, radio host, television guest and all-around football historian. He provides a perspective not many can - a thorough understanding of X's and O's with the ability to communicate that love and understanding to readers and listeners.

After graduating as valedictorian and three-sport star at Lamar Consolidated High School in Rosenberg, Texas, Harris played four years at Brown University, earning the 1993 Eugene C. Swift Award for determination, hard work and courage. He earned two varsity letters in his time at Brown and earned a bachelor of science degree in civil engineering. Harris also added a master's degree in accounting from the University of Virginia in 2002.

In 1994, Harris started his coaching career at the Episcopal School of Jacksonville (Fla.). In 1998, at the age of 26, Harris took over as the head coach of the school's varsity program. In three years, he led them to the FHSAA playoffs for the first time in the 35-year history of the school. As such, he was voted District 6 Coach of the Year in 2000 after the team finished with the school's best record in 11 years.

While coaching, Harris also started his radio career as a college football expert on SportsRadio 610 in Houston. He provided analysis for the morning show for three years and eventually did so on the "John and Lance Morning Show" starting in 2002. He was a fixture on Thursday mornings for the next five years, discussing college football and the NFL Draft.

In 2007, Harris returned to Houston to start his full-time radio career, co-hosting the Sean and John show on 1560 The Game. He then transitioned to national radio, hosting the Overnight Takeover for the next three years. As a writer, his work has been featured on the front pages of YahooSports.com, FoxSports.com and collegefootballnews.com. In addition to his Texans duties, he provides NFL draft analysis for the Washington Post, football analysis for TexAgs.com and TexAgs radio and does color commentary for television broadcasts of select Southland Conference games.

Harris has been a member of the Executive Leadership Team for the Paul Bear Bryant Coach of the Year Award for the past 11 seasons. He is married to Paige and the couple lives in Houston with their children, Jack (18) and Maye (16).





## DEEPI SIDHU

**TEXANS INSIDER/LEAD WRITER,  
INTEGRATED MEDIA MANAGER**

@DEEPSLANT



As the Texans Insider, Deepi Sidhu is the lead writer for HoustonTexans.com and hosts shows on Texans TV and Radio.

Sidhu co-hosts 'Texans Buzz', which airs on Saturday nights in the fall on ABC-13/KTRK following the late local news. The host of the social media weekly wrap-up 'Likes N Stuff', Sidhu also co-produces popular segments such as Kid Reporter and Player Reporter. With a background in radio, Sidhu assists on the programming and production side for all of the offseason and in-season Texans radio shows, which air daily on SportsRadio 610.

Prior to joining the Texans organization, Sidhu worked for the flagship station, SportsRadio 610. She wrote for CBS Houston and SportsRadio 610 websites, covering local professional and college sports. From the age of 15, Sidhu has been involved in radio broadcasting. She had a weekly radio show on KPFT Houston, GenerAsian Radio, which she co-hosted and produced for 11 years. Sidhu also has been a freelance writer for multiple outlets including CNN.com and CNN's Headline News site, HLN.com.

Sidhu graduated from Purdue University with a bachelor's in electrical engineering and then attained her Master of Business Administration from the University of Houston in 2002.

Sidhu has resided in Houston for over 20 years. She and her husband, Sham, have three sons.



## DREW DOUGHERTY

**TEXANS TV HOST, SENIOR INTEGRATED  
MEDIA MANAGER**

@DOUGHERTYDREW



Drew Dougherty is the host of Texans TV and the team's senior integrated media manager. Dougherty is the on-air talent for video on the team's website and can be heard and seen on all team-related shows. The 2018 season will be his 10th with the team.

At 6:30 p.m. on Saturdays in the fall, Dougherty hosts 'Texans Extra Points', which can be seen locally on ABC-13/KTRK. In the offseason at 11 p.m. on the same channel, he is the host of 'Texans 360'. Additionally, he has been the sideline reporter for the preseason TV broadcasts since 2014.

On a weekly basis, Dougherty answers fan questions in his offbeat web segment, which is called 'Dear Drew'. He also interviews players and coaches on Texans TV on the team's website. During gamedays at NRG Stadium, he is on the videoboards hosting the pre, half and postgame shows, as well as all in-game score updates and community features.

In addition to his duties in front of the camera, you can hear Drew on the radio, as he frequently contributes to 'Texans All Access', weeknights at 6 p.m. on SportsRadio 610. Plus, he and John Harris are the voices of a weekly podcast called 'In the Lab'. Dougherty also hosts a weekly segment in Spanish called 'Puntos Extra' with 'La voz de los Texans' Enrique Vasquez.

Since 2015, he's been on the Board of Directors for the Houston Gulf Coast Chapter of JDRF and he frequently emcees events and galas for various local charities. From 2005 to 2009, Dougherty was the sports director at FOX34 and Telemundo46 in Lubbock. He was one of just a handful of journalists nationwide who broadcasted in both English and Spanish on a daily basis. He also hosted a few weekly coaches shows for the Texas Tech football, baseball and women's basketball teams, including Red Raider Sports with Mike Leach. Dougherty handled the TV play-by-play duties when the Lady Raiders and the baseball team were on the air and he also was the play-by-play voice for the spring football games as well as the ASCO West Texas High School Football All-Star games each June.

Dougherty's start in television began at Texas Cable News in Dallas. During his four years at TXCN, he produced Ford Sports Talk and Cadillac's Texas Legends in Sports. The latter show featured in-depth profiles of Bum Phillips, Darrell Royal, Ty Murray, Mary Lou Retton, Nolan Ryan and Don Meredith, to name a few. He also filled in as an anchor for the nightly, half-hour long Chevy SportsDay as well as the weekend sportscasts.

He triple-majored in Spanish, Latin American studies and print journalism at SMU and also wrote for The Daily Campus and the Park Cities People during his time in college.

Dougherty grew up in Houston rooting for the Oilers, Astros and Rockets and graduated from Strake Jesuit College Preparatory. Drew and his wife, Vita, are the proud parents of Marie, Robert, Oliver and Annie.

# TEXANS TV



**Kevin Kugler**  
Play-By-Play



**Spencer Tillman**  
Analyst/Host



**Drew Dougherty**  
Sideline Reporter

ABC-13/KTRK-TV is the official television home of the Houston Texans and the flagship station of the Houston Texans Television Network. Beginning his fifth season as preseason TV play-by-play announcer for the Texans is Kevin Kugler. Kugler is the national voice of Westwood One's NFL Sunday Night Football broadcasts and does TV work for the Big Ten Network.

Former San Francisco 49er and Houston Oiler Spencer Tillman is back as color commentator. Tillman is a TV analyst for FOX Sports' coverage of college football. On the sideline, Drew Dougherty of Texans TV and HoustonTexans.com, is in his fifth season with the preseason broadcast crew.

Two in-house produced programs air weekly during the season and one during the offseason on KTRK. 'Texans Extra Points' is a weekly preview of the upcoming game with guest analysts. The show is hosted by Dougherty and airs Saturdays at 6:30 p.m.

'Texans Buzz' airs Saturdays at 11 p.m. and features, among many player guests, Dougherty and Deepi Sidhu of HoustonTexans.com.

ABC-13's Eyewitness News Sports Director Greg Bailey will continue to host 'Houston Texans: Inside the Game' Sundays at 10:35 p.m. with Tillman. The show features interviews with Texans players, one-on-one interviews with Texans Head Coach Bill O'Brien and a recap of each Texans game.

'Texans Game Day' airs each Sunday morning at 8:30 a.m. on KPRC Local 2 with Sports Director Randy McIlvoy and a conversation with Head Coach Bill O'Brien. All Texans TV shows are rebroadcast each week on FOX Sports Southwest.

## TEXANS RADIO & PRESEASON TV AFFILIATES

City	RADIO Channel	Station
Abilene, TX	92.5 FM	KMWX
Alpine, TX	1240 AM	KVLF
Amarillo, TX	940 AM	KIXZ
Athens, TX	1410 AM	KLVQ
Austin, TX	1300 AM	KVET
Beaumont, TX	1450/1510 AM	KIKR/KBED
Big Spring, TX	1400 AM	KBYG
Brenham, TX	1280 AM	KWHI
Bryan, TX	1150 AM	KZNE
Carthage, TX	1590 AM	KGAS
College Station, TX	1150 AM	KZNE
Corpus Christi, TX	1230 AM	KSIX
Crockett, TX	93.5 FM	KBPC
Henderson, TX	1470 AM	KWRD
Houston, TX	610 AM/100.3 FM	KILT-AM/FM
Levelland, TX	1230 AM	KLVT
Liberty, TX	99.9 FM	KSHN
Livingston, TX	92.3 FM	KETX
Lubbock, TX	98.1 FM	KKCL
Lufkin, TX	1260 AM	KSML
Marshall, TX	1450 AM/103.9 FM	KMHT
McAllen, TX	102.1 FM	KBUC
Nacogdoches, TX	1260 AM	KSML
Orange, TX	1600 AM	KOGT
Plainview, TX	103.9 FM	KRIA
San Angelo, TX	1260 AM	KKSA
San Antonio, TX	1250 AM/94.5 FM	KZDC
Tyler, TX	1410 AM	KLVQ
Victoria, TX	106.9 FM	KLUB
Waco, TX	101.3 FM	KLRK

City	TELEVISION Channel	Station
Houston, TX	13	KTRK (ABC)
Abilene, TX	15	KXVA (FOX)
Austin, TX	24	KVUE (ABC)
Beaumont, TX	6	KFDM (CBS)
Bryan/College Station, TX	23	KAGS (NBC)
Corpus Christi, TX	10	KZTV (CBS)
El Paso, TX	4	KDBC (CBS)
Harlingen, TX	4	KGBT (CBS)
Midland/Odessa, TX	24	KPEJ (FOX)
San Angelo, TX	6	KIDY (FOX)
San Antonio, TX	4	WOAI (NBC)
Tyler, TX	56	KETK (NBC)
Victoria, TX	33	KQZY (Ind.)
Waco, TX	6	KCEN (NBC)





## TEXANS RADIO



**Marc Vandermeer**  
Play-By-Play



**Andre Ware**  
Analyst



**John Harris**  
Sideline Reporter

The Houston Texans and Entercom Communications reached a multi-year agreement in October 2011 to ensure SportsRadio 610 and 100.3 KILT-FM remained the radio home of the Texans through the 2021 NFL season and the home of Texans Radio ancillary programming. SportsRadio 610 and 100.3 KILT-FM have been the flagship stations of the Texans since the team entered play in 2002.

Texans Radio broadcasts three-hour pregame and postgame shows on SportsRadio 610 before and after every Texans game. The Texans Radio Network broadcast team of Marc Vandermeer and Andre Ware will continue to provide play-by-play and game analysis as they have done for the past 16 years. John Harris begins his fifth season handling sideline reporting duties, contributing to various Texans Radio and TV shows and writing for HoustonTexans.com. Harris also contributes to *The Washington Post* and has previously hosted national shows for Yahoo! Sports Radio.

Texans fans are guaranteed 14 hours of dedicated Texans programming every week during football season, including in excess of five hours on Mondays as part of 'Texans Monday', a two-hour 'Texans All Access' show every weeknight from 6-8 p.m. on SportsRadio 610 and streaming online at TexansRadio.com and via the Texans app for a variety of mobile devices.

Texans Radio on SportsRadio 610 is the best place to find team information on the airwaves. Exclusive shows with Head Coach Bill O'Brien (Mondays at 5 p.m.) and a player (Tuesdays at 6 p.m.) have drawn record ratings. Texans Radio also broadcasts a 60-minute condensed version of every game on Tuesdays from 8-9 p.m. on SportsRadio 610 called 'Texans Replay.' Additionally, 'Texans All Access' airs from 6-7 p.m. on weekdays throughout the offseason.

Texans Radio also exclusively airs Houston Texans NFL Draft coverage, with 16 hours of live on-site coverage from NRG Stadium throughout the draft, and of Houston Texans Training Camp, with daily broadcasts from The Greenbrier throughout training camp.

## TEXANS SPANISH-LANGUAGE RADIO



team's inaugural season in 2002.

Vasquez began his career in sports radio and television in 1992 as a color analyst on the Houston Oilers Spanish Radio broadcast where he remained through the 1995 season. He has handled play-by-play duties for Fox Sports America on the network's international coverage of the NFL game of the week as well as Super Bowl XXXI and XXXII.

From 1998-2001, Vasquez served as play-by-play announcer on the Dallas Cowboys Spanish radio broadcast on select preseason game broadcasts as well as color commentator during the 2000 and 2001 seasons. He is also a regular contributor on HoustonTexans.com in both English and Spanish.

Gustavo Rangel begins his fifth season as color analyst for the Texans Radio Spanish broadcasts. Rangel is the chief editor at La Prensa de Houston and was previously a television reporter for Multimedios. He started as a sideline reporter with the Texans in the team's first two seasons in Houston and has covered every season of Texans football since then.

Mega 101 FM kicks off its second season as the flagship Spanish-language radio broadcaster of the Houston Texans and is the home of 'The Texans Show' on Tuesdays at 6 p.m. during the season.

Enrique Vasquez is in his 17th season on the Texans Spanish radio broadcast and will serve as the play-by-play for the fifth straight season. Vasquez had served on the broadcast as color commentator since the



**Enrique Vasquez**  
Play-By-Play



**Gustavo Rangel**  
Color Analyst



## TEXANS SHOWS



### TEXANS EXTRA POINTS

Host Drew Dougherty discusses the weekly state of affairs and previews the upcoming game with Texans experts. The show also provides the 'Keys to a Texans' win. Head Coach Bill O'Brien and Texans Analyst John Harris break down the X's and O's of a specific play in 'The Telestrator'.



### TEXANS 360

In the offseason, this news magazine show runs the gamut from X's and O's to light-hearted interviews by the 'Kid Reporters'. Host Drew Dougherty takes you inside the locker room, under the helmet and everywhere in between to keep you up-to-date on your favorite football team.

### TEXANS BUZZ

Texans Buzz is a look at the lighter side of Texans players from inside NRG Stadium. Hosted by Deepest Sidhu and Drew Dougherty, the weekly television program features a unique side of Texans football, including the popular 'Kid Reporter' and 'Player Reporter' segments. Texans Buzz airs during the regular football season on Saturday nights on ABC-13 after the late local news.





# NRG STADIUM



*The Texans have sold out 163 consecutive games at NRG Stadium. The indoor HD video boards were installed in 2013 at NRG Stadium. In addition to hosting Super Bowl LI in 2017, the stadium has played host to the Texas Bowl since 2006, the 2007 East-West Shrine Game, the 2011 and 2016 NCAA Men's Final Four, Super Bowl XXXVIII, Wrestlemania XXV, the 2016 Copa America Centenario Tournament and Rodeo Houston among other large-scale events.*

The City of Houston has always been on the cutting edge of stadium development. Houston first introduced the Astrodome, which opened in 1965 as the world's first domed stadium. The trend continued in 2002 with the debut of NRG Stadium.

The first NFL stadium with a retractable roof, NRG Stadium (formerly known as Reliant Stadium) opened for business on Aug. 24, 2002, as the Texans hosted the Miami Dolphins in a preseason game. Houston's regular-season debut against the Dallas Cowboys on Sept. 8 was nationally televised on ESPN. The Texans stunned the Cowboys 19-10 before a raucous crowd, unveiling a gameday atmosphere that would become a staple throughout the Texans' inaugural campaign.

In 2013, the indoor high-definition video boards were installed at the north and south ends of the stadium. The Mitsubishi Electric Diamond Vision System boards are 14,549 square feet apiece and have a display resolution of 1,000 x 5,280 pixels in HD 1080i format.

Counting preseason and playoff games, the Texans have played to 163 consecutive sellouts. They set a team record in 2016 with 574,947 fans during the regular season, an average of 71,868 per game. The Texans' largest crowd through 15 seasons was 71,933 for their season opener against the Chicago Bears on Sept. 11, 2016, the largest football crowd in the city's history.

The Super Bowl took place at NRG Stadium for a second time in February 2017. The New England Patriots defeated the Atlanta Falcons, 34-28, in the biggest comeback in Super Bowl history after the Patriots trailed 28-3. Super Bowl LI also was the first NFL championship game to be decided in overtime in league history and Lady Gaga headlined the halftime show in front of a crowd of 70,807. The City of Houston was awarded Super Bowl LI following a vote by NFL owners in May 2013 after a strong push from Texans Founder, Chairman and Chief Executive Officer Robert C. McNair and President Jamey Rootes.

Super Bowl XXXVIII was played in Houston for the first time in 30 years in 2004, when NRG Stadium hosted a memorable game between the Patriots and Carolina Panthers. The Patriots won 32-29 on Adam Vinatieri's 41-yard field goal with four seconds remaining before a crowd of 71,525. The event also featured elaborate pregame and halftime shows featuring the likes of Aerosmith, Beyoncé, Kid Rock, P. Diddy, Nelly, Toby Keith and Willie Nelson.

NRG Stadium has hosted numerous college football games, including the Academy Sports + Outdoors Texas Bowl since 2006, three Houston Bowls, the 2002 and 2005 Big 12 Championship Games, the 2007 East-West Shrine Game, the Bayou Bucket (Rice vs. Houston) and the annual AdvoCare Texas Kickoff since 2013. NRG Stadium housed the NCAA Men's Basketball Tournament Sweet 16 in 2008 and 2010 and hosted the Final Four in 2011 and 2016.

NRG Stadium also has become one of the nation's leading soccer venues. The U.S. Men's National Soccer Team hosted Mexico in May 2003 in the two teams' first match since their 2002 World Cup meeting. In 2005, NRG Stadium hosted the championship matches of the Mexican League's InterLiga qualification competition. The stadium hosted another U.S. vs. Mexico match (2008), a Mexico vs. Belize World Cup qualifier (2008) and hosted matches in the CONCACAF Gold Cup (2005, 2007 and 2009), as well as the Gold Cup semifinals (2011). The Stadium will once again host a CONCACAF Gold Cup match when the quarterfinal doubleheader comes in June 2019. In July 2015, NRG Stadium hosted Mexico vs. Honduras as part of the 2015 Mexican National Team U.S. Tour. It also hosted three matches in the 2016 Copa America Centenario Tournament and played host to the Manchester Derby between Manchester United and Manchester City in July 2017, which marks the first time the teams have met outside of the United States.

The Houston Livestock Show and Rodeo continued to play to a packed house in 2018, boasting acts such as Garth Brooks, Little Big Town, Jason Aldean, Thomas Rhett, Luke Bryan, Keith Urban and Alessia Cara. NRG Stadium has also played host to concerts by Beyoncé, U2, The Rolling Stones, Metallica, One Direction, Ariana Grande, George Strait and Kenny Chesney, as well as premier events including WrestleMania XXV, Disney on Ice, the Ringling Bros. and Barnum & Bailey Circus.

Ground broke on NRG Stadium on March 9, 2000. The stadium, covering 1.9 million square feet, features 44,000 seats on the sideline. There are 8,400 club seats and 195 suites, along with 10 party suites on the 300 level.

With the innovation of the retractable roof, Houston returned to outdoor NFL action in 2002 for the first time since Super Bowl VIII at Rice Stadium in 1974. The roof is made of translucent, Teflon-coated fiberglass fabric and takes 10 minutes to open and close. When it opens, the roof splits at the 50-yard line and docks in the end zones.

NRG Stadium features an open view of the playing field from the main concourse and on the club level. The main concourse is 40 feet wide, which makes it one of the largest in the NFL. Each concession stand has multiple televisions that enable Texans fans to stay on top of the action.

The Texans' front office is located on the south end of the stadium, enabling the club's day-to-day operations to be under one roof. Players report to the stadium to take part in film sessions, practice, treatment and training. The 10,000-square-foot weight room is among the largest in the league. The players can also take advantage of a three-lane lap pool.

Texans Head Coach Bill O'Brien conducts his postgame press conferences in the team's media auditorium on the ground level. The stadium's press box is located on the eighth level of the stadium's west side, flanking Kirby Drive.

Across the street, the Houston Methodist Training Center features three outdoor grass practice fields. One field is lit for night sessions during training camp. The Houston Methodist Training Center also features an indoor practice field outfitted with FieldTurf. The air-supported structure offers the team a seamless transition from outdoor to indoor practice in case of inclement weather.

## VIDEO BOARD QUICK FACTS

- When they were installed in 2013, they were the largest in-stadium HD video displays in the world and the widest display in professional sports.
- Image area is 52.49' (H) x 277.17' (W), totaling 14,549 square feet of display surface compared to 2,592 square feet of display surface on the old, standard definition boards that were used from 2002-12. That is a 561 percent increase in area.
- Display resolution of 1,000 x 5,280 pixels in HD 1080i format with 4.4 trillion colors and 960 Hz refresh rate for jitter-free HD images.
- Manufactured by Mitsubishi Electric's Diamond Vision Systems Division (Cowboy Stadium; Yankee Stadium; Lambeau Field; Fenway Park; Century Link Field).
- Second-largest end zone video display in the NFL.
- Wider than the wing span of a 747 plane and equal to roughly 3,050 40" LCD displays.

## VIDEO BOARD FEATURES

- Texans fans experienced high definition video images in 2013 for the first time in NRG Stadium thanks to the video displays. The old video boards displayed standard definition images.
- Replays are further enhanced thanks to an additional slow-motion instant replay machine from EVS that captures four additional camera angles and the capability of network television replay footage to be shown.
- The 277-foot wide displays are the second-largest in the NFL or MLB. The portion of the displays that show game action are larger than all but four video boards in the NFL at 115 feet wide and 52.5 feet tall.
- A digital clock and down & distance have replaced the matrix displays that served the same purpose.
- In-game statistics are presented on the videoboard displays, as are out-of-town scores and fantasy football updates.
- All of the space on the displays is digital and can be changed out with graphics to enhance fan experience.





### PRESEASON

AT	VS	AT	VS
THURSDAY AUGUST	SATURDAY AUGUST	SATURDAY AUGUST	THURSDAY AUGUST
9	18	25	30
7:30 PM ABC13	7:00 PM ABC13	3:00 PM ABC13	7:00 PM ABC13

### SEPTEMBER

AT	AT	VS	AT
SUNDAY SEPTEMBER	SUNDAY SEPTEMBER	SUNDAY SEPTEMBER	SUNDAY SEPTEMBER
9	16	23	30
12:00 PM CBS	12:00 PM CBS	12:00 PM FOX	12:00 PM CBS

### OCTOBER

VS	VS
SUNDAY OCTOBER	SUNDAY OCTOBER
7	14
7:20 PM NBC	12:00 PM CBS

### OCTOBER

AT	VS
SUNDAY OCTOBER	THURSDAY OCTOBER
21	25
12:00 PM CBS	7:20 PM FOX/NFLN

AT
SUNDAY NOVEMBER
4
3:05 PM CBS

BYE  
WEEK  
10

### NOVEMBER

AT	VS
SUNDAY NOVEMBER	MONDAY NOVEMBER
18	26
12:00 PM CBS	7:15 PM ESPN

VS
SUNDAY DECEMBER
2
12:00 PM CBS

VS
SUNDAY DECEMBER
9
12:00 PM CBS

### DECEMBER

AT
SATURDAY DECEMBER
15
TBD NFLN

AT
SUNDAY DECEMBER
23
12:00 PM CBS

VS
SUNDAY DECEMBER
30
12:00 PM CBS

HOME GAMES ARE OUTLINED IN RED | ALL TIMES ARE CT AND CAN BE HEARD ON TEXANS RADIO ON SPORTSRADIO 610, 100.3 THE BULL AND IN SPANISH ON MEGA 101 FM

FOR TICKETS VISIT HOUSTONTEXANS.COM OR CALL 832.667.2390 | #WEARETEXANS





**HOUSTON**  
**TEXANS**



**PLAYER BIOS**





# STEPHEN ANDERSON

TIGHT END

6-2 | 230 | CALIFORNIA

HOMETOWN: SAN JOSE, CALIF. | AGE: 25

3RD NFL SEASON | 3RD WITH TEXANS | ACQUIRED: CFA-'16

2017 GP/GS: 15/5 | CAREER GP/GS (POST): 28/5 (2/0)

TEAMS: HOU 2016-17



89

**TRANSACTIONS:** Signed by the Houston Texans as a college free agent on May 5, 2016.

## 2017 (Houston 15/5):

- Set single-season career highs in receptions (25), receiving yards (342), receiving average (13.7) and tied his high in touchdowns (one) while playing in 15 games (five starts)
- Started his first career game in the season opener and posted two receptions for 14 yards vs. Jacksonville (9/10)
- Played in his third game of the season and caught two passes for 28 yards including 17-yard reception vs. Tennessee (10/1)
- Caught two passes for a career-high 63 yards, including a career-long 42-yard reception vs. Kansas City (10/8)
- Started his second game of the season and totaled 17 yards on two receptions vs. Cleveland (10/15)
- Tallied one reception for 11 yards at Seattle (10/29)
- Caught four passes for 44 yards vs. Indianapolis (11/5). With his four receptions, Anderson surpassed his career-high of 11 receptions in a single season
- Played on offense and special teams and caught two passes for 30 yards at the Los Angeles Rams (11/12)
- Tallied one reception for 22 yards vs. Arizona (11/19)
- Started his third game of the season and set career highs with five receptions for 79 yards while scoring his second career touchdown and first of the season at Tennessee (12/3)
- Caught two passes for 16 yards vs. San Francisco (12/10)
- Made his fourth start of the season at Jacksonville (12/17)
- Appeared in his 15th game and caught one pass for four yards at Indianapolis (12/31)

## 2016 (Houston 13/0, 2/0):

- Hauled in 11 passes for 93 yards and a touchdown in 13 games as a rookie
- Part of a Texans TE corps that improved by NFL bests of 102 targets, 74 receptions and 4.6 receptions per game over its 2015 totals and finished with second-best increases of 646 receiving yards and 40.4 receiving yards per game
- Became the first rookie tight end in franchise history to record a reception in a season opener when he hauled in three passes for 25 yards vs. Chicago (9/11)
- Caught two passes for 15 yards vs. Kansas City (9/18)
- Inactive for Week 4 vs. Tennessee (10/2), Week 5 at Minnesota (10/9) and Week 6 vs. Indianapolis (10/16) with an injury
- Hauled in two passes for 17 yards vs. Detroit (10/30)
- Scored his first career touchdown on a 7-yard pass from QB Brock Osweiler in the third quarter and recorded his first career special teams tackle at Jacksonville (11/13)

- Made a special teams tackle in his first career postseason game vs. Oakland (1/7/17) in the AFC Wild Card round
- Assisted on a special teams tackle at New England (1/14/17) in the AFC Divisional round

## COLLEGE:

- Played four seasons (2012-15) at the University of California, Berkeley after redshirting the 2011 campaign
- His first roommate at Cal was Texans OLB Brennan Scarlett
- Played in 37 games and made 25 starts
- Finished his career with 101 receptions for 1,260 yards receiving and seven touchdown receptions with all of the stats coming over his final three years
- Earned both honorable mention All-Pac-12 selection of the league's coaches and Cal's Ken Cotton Award as the team's Most Courageous Player as a junior and senior
- Had career highs of 46 receptions, 661 yards receiving and five touchdown catches as a 2014 junior despite missing the first two games due to injury
- Registered a career-high nine catches for 117 yards at Oregon State as a junior after an earlier contest the same season in which he recorded a previous career-best seven catches for a career-high 136 yards and one touchdown against Colorado
- Posted the longest catch of his career when he hauled in a 75-yard touchdown pass from Jared Goff against Colorado as a junior
- Has at least two catches in each of his last 10 games as a junior and then for another string of eight straight games at one point during his senior season
- Had five career tackles and one fumble recovery with the latter coming during his senior season against Grambling State
- Participated in the 2016 NFL Scouting Combine at Lucas Oil Stadium in Indianapolis

## PERSONAL:

- Had a strong 2010 senior season at Piedmont Hills High School in San Jose, Calif., making 83 catches for 1,340 yards receiving and 14 touchdown receptions with a long of 95 yards
- Helped lead his squad to an 11-2 overall record and a 6-1 mark in the Mount Hamilton League on the way to a co-league title and a Central Coast Section crown
- Posted three games with double-digit receptions as a senior, including a career-high 14 catches for 189 yards and a score in a loss to Bellarmine Prep
- Posted a career-high 205 receiving yards on eight catches, including a 95-yarder for a touchdown, in the section title game win over Homestead during his senior season

## VETERAN BIOS

- Scored a total of 16 touchdowns as a senior, adding two on 12 punt returns for 212 yards with a long of 72 yards
- Had 121 tackles, five pass breakups and one forced fumble on defense during his senior campaign, in addition to blocking a field goal attempt on special teams
- Registered six double-digit tackle games as a senior, including a career-high 15 stops vs. Bellarmine Prep and 14 against Homestead

- Added 59 catches for 828 yards receiving and 10 touchdown receptions (11 touchdowns total) on offense, and 101 tackles and two interceptions defensively as a junior when his squad was 9-3 overall and 6-1 in the Mount Hamilton League in 2009
- Has spent time working as an intern at Children's Hospital in Oakland
- Majored in public health
- Parents and sister are all Cal alumni

### STEPHEN ANDERSON - NFL REGULAR SEASON STATISTICS

DATE TEAM	GP	GS	RECEIVING					RUSHING				
			NO.	YDS	AVG	LG	TD	NO.	YDS.	AVG.	LG	TD
2016 Texans	13	0	11	93	8.5	14	1	0	0	0.0	0	0
2017 Texans	15	5	25	342	13.7	42	1	0	0	0.0	0	0
<b>NFL TOTALS</b>	<b>28</b>	<b>5</b>	<b>36</b>	<b>435</b>	<b>12.1</b>	<b>42</b>	<b>2</b>	<b>0</b>	<b>0</b>	<b>0.0</b>	<b>0</b>	<b>0</b>

### STEPHEN ANDERSON - NFL POSTSEASON STATISTICS

DATE TEAM	GP	GS	RECEIVING					RUSHING				
			NO.	YDS	AVG	LG	TD	NO.	YDS.	AVG.	LG	TD
2016 Texans	2	0	0	0	0.0	0	0	0	0	0.0	0	0
<b>NFL TOTALS</b>	<b>2</b>	<b>0</b>	<b>0</b>	<b>0</b>	<b>0.0</b>	<b>0</b>	<b>0</b>	<b>0</b>	<b>0</b>	<b>0.0</b>	<b>0</b>	<b>0</b>

### SINGLE-GAME HIGHS: RUSHING/RECEIVING

**Receptions** 5 at Tennessee Titans, Dec 03, 2017  
**Receiving Yards** 79 at Tennessee Titans, Dec 03, 2017  
**Longest Receptions** 42 vs. Kansas City Chiefs, Oct 08, 2017  
**Receiving TDs** 1 at Tennessee Titans, Dec 03, 2017  
 ...1 more at 1.

**All-purpose yards** 79 at Tennessee Titans, Dec 03, 2017  
**Special Teams Tackles** 1 vs. Kansas City Chiefs, Oct 08, 2017  
 ...1 more at 1.  
**Miscellaneous Tackles** 1 vs. San Francisco 49ers, Dec 10, 2017  
 ...1 more at 1.  
**Most TDs** 1 at Tennessee Titans, Dec 03, 2017  
 ...1 more at 1.

### SINGLE-GAME HIGHS - POSTSEASON: RUSHING/RECEIVING

**Special Teams Tackles** 1 vs. Oakland Raiders, Jan 07, 2017



# VETERAN BIOS

## 2017 GAME-BY-GAME REGULAR SEASON STATISTICS (TEXANS)

W	DATE	OPPONENT	P/S	RECEIVING				RUSHING			TD	W/L	SCORE
				NO	YDS	LG	TD	ATT	YDS	LG			
01	09/10	JAGUARS	S	2	14	11	0	0	0	0	0	L	7-29
02	09/14	at Bengals					INACTIVE					W	13-9
03	09/24	at Patriots	P	1	14	14	0	0	0	0	0	L	33-36
04	10/01	TITANS	P	2	28	17	0	0	0	0	0	W	57-14
05	10/08	CHIEFS	P	2	63	42	0	0	0	0	0	L	34-42
06	10/15	BROWNS	S	2	17	9	0	0	0	0	0	W	33-17
08	10/29	at Seahawks	P	1	11	11	0	0	0	0	0	L	38-41
09	11/05	COLTS	P	4	44	16	0	0	0	0	0	L	14-20
10	11/12	at Rams	P	2	30	17	0	0	0	0	0	L	7-33
11	11/19	CARDINALS	P	1	22	22	0	0	0	0	0	W	31-21
12	11/27	at Ravens	P	0	0	0	0	0	0	0	0	L	16-23
13	12/03	at Titans	S	5	79	25	1	0	0	0	0	L	13-24
14	12/10	49ERS	P	2	16	9	0	0	0	0	0	L	16-26
15	12/17	at Jaguars	S	0	0	0	0	0	0	0	0	L	7-45
16	12/25	STEELERS	S	0	0	0	0	0	0	0	0	L	6-34
17	12/31	at Colts	P	1	4	4	0	0	0	0	0	L	13-22
2017 TOTALS			15-5	25	342	42	1	0	0	0	0	4-12	



# JOHNSON BADEMOSI

CORNERBACK

6-0 | 205 | STANFORD

HOMETOWN: SILVER SPRING, MD. | AGE: 27

7TH NFL SEASON | 1ST WITH TEXANS | ACQUIRED: UFA-'18 (NE)

2017 GP/GS (POST): 16/3 (2/0) | CAREER GP/GS (POST): 94/6 (3/0)

TEAMS: CLE 2012-15; DET 2016; NE 2017; HOU 2018



20

**TRANSACTIONS:** Signed by the Cleveland Browns as a college free agent on May 9, 2012...Signed by the Detroit Lions as an unrestricted free agent on March 11, 2016...Traded to the New England Patriots on Sept. 2, 2017...Signed by the Houston Texans as an unrestricted free agent on March 16, 2018.

## 2017 (New England 15/3, 2/0):

- Recorded 20 total tackles (15 solo) and one pass defended in 15 games during the regular season
- Added eight special teams tackles
- Appeared in both the AFC Championship Game and Super Bowl LII
- Recorded one special teams tackle in Super Bowl LII

## 2016 (Detroit 16/3, 1/0):

- Compiled 18 total tackles (16 solo), five passes defended and one interception in 16 games played
  - Made his debut as a Lion contributing on special teams with one tackle in Week 1 at Indianapolis (9/11)
  - Registered a tackle on special teams in Week 3 against the Packers (9/25)
  - Played as a primary defensive back in a Week 7 victory against the Redskins after starting CB Darius Slay left the second quarter with an injury. Finished with five tackles and one pass defended (10/23)
  - Earned his first career start at Houston in Week 8 (10/30). Recorded his first career interception and finished the game with three total tackles and a career-high two passes defended. Became the first Lions defensive player to register an interception in his first career start since CB Aaron Berry at Chicago (9/12/10)
  - Started at cornerback for a second straight game in a Week 9 victory at Minnesota (11/6). Finished with three total tackles and one pass defended
  - Saw action on special teams and replaced CB Darius Slay on defense after leaving in the second quarter due to injury against the Giants. Recorded one pass defended (12/18)
  - Replaced CB Darius Slay as the starting cornerback in Week 16 at Dallas (12/26). Finished with six total tackles
- Registered one tackle on special teams in the Wild Card playoff game at Seattle (1/7/17)

## 2015 (Cleveland 16/0):

- Finished the year with 17 special teams tackles, marking his

fourth-consecutive season with at least 15 total special teams tackles. Tied for the NFL lead in total special teams tackles with Cincinnati's Cedric Peerman (17) and Houston's Brian Peters (17)

- Recorded a career-high four total tackles vs. Arizona (11/1)

## 2014 (Cleveland 14/0):

- Appeared in 14 games and led the team in special teams tackles (15) for the third-consecutive season
- Helped the Browns finish second in the NFL in kickoff coverage and eighth in punt coverage
- Tied a career high with three special teams tackles and downed two punts inside the 10-yard line vs. Indianapolis (12/7)

## 2013 (Cleveland 16/0):

- Played in all 16 games for the second-consecutive season, primarily on special teams, and also appeared in four games as a reserve defensive back. Led the team and ranked among NFL leaders with 17 special teams tackles
- Posted at least one special teams tackle in 10 games, including tying a career high twice with three at Kansas City (10/27) and at New England (12/8)

## 2012 (Cleveland 16/0):

- As a rookie, saw action in all 16 games and led the team in special teams tackles with 18, finishing third in the NFL and leading all NFL rookies players
- Earned PFW/PFWA All-Rookie honors as a special teamer en route to helping Cleveland rank second in the NFL in kickoff coverage (19.8 yards per return)
- Set a career high with three special teams tackles at N.Y. Giants (10/7)

## COLLEGE:

- Played four seasons (2008-11) at Stanford (Calif.) University
- Recorded 122 total tackles (98 solo), two forced fumbles and one interception in 48 career games for the Cardinal
- Also lettered in track and field for the Cardinal

## PERSONAL:

- Attended Gonzaga High School, where he played primarily cornerback and safety/linebacker, while also returning kicks
- Earned first-team All-Washington Catholic League honors and was a Washington Post All-Metro selection as a senior

# VETERAN BIOS

## JOHNSON BADEMOSI - NFL REGULAR SEASON STATISTICS

DATE	TEAM	GP	GS	TK	S	A	TACKLES					INTERCEPTIONS					FUMBLES			ST					MISC	
							TFL	YDS	SK	YDS	QBH	NO	YDS	LG	TD	PD	FF	FR	YDS	TK	S	A	FF	FR	S	A
2012	Browns	16	0	3	3	0	0	0	0.0	0.0	0	0	0	0	0	1	0	0	0	18	13	5	0	0	0	0
2013	Browns	16	0	0	0	0	0	0	0.0	0.0	0	0	0	0	0	0	0	0	0	14	11	3	0	0	0	0
2014	Browns	14	0	0	0	0	0	0	0.0	0.0	0	0	0	0	0	0	0	0	0	12	5	7	0	0	0	0
2015	Browns	16	0	10	8	2	0	0	0.0	0.0	0	0	0	0	0	2	0	1	0	17	12	5	0	0	0	0
2016	Lions	16	3	18	16	2	0	0	0.0	0.0	0	1	3	3	0	5	0	0	0	4	3	1	0	0	0	0
2017	Patriots	16	3	20	15	5	0	0	0.0	0.0	0	0	0	0	0	1	0	0	0	9	9	0	0	0	0	0
NFL TOTALS		94	6	51	42	9	0	0	0.0	0.0	0	1	3	3	0	9	0	1	0	74	53	21	0	0	0	0

## JOHNSON BADEMOSI - NFL POSTSEASON STATISTICS

DATE	TEAM	GP	GS	TK	S	A	TACKLES					INTERCEPTIONS					FUMBLES			ST					MISC	
							TFL	YDS	SK	YDS	QBH	NO	YDS	LG	TD	PD	FF	FR	YDS	TK	S	A	FF	FR	S	A
2016	Lions	1	0	0	0	0	0	0	0.0	0.0	0	0	0	0	0	0	0	0	0	1	1	0	0	0	0	0
2017	Patriots	2	0	0	0	0	0	0	0.0	0.0	0	0	0	0	0	0	0	0	0	1	1	0	0	0	0	0
NFL TOTALS		3	0	0	0	0	0	0	0.0	0.0	0	0	0	0	0	0	0	0	0	2	2	0	0	0	0	0

## SINGLE-GAME HIGHS: DEFENSIVE

Total Tackles	8 vs. Atlanta Falcons, Oct 22, 2017	Interceptions	1 at Houston Texans, Oct 30, 2016
Passes Defensed	2 at Houston Texans, Oct 30, 2016	Interception Return Yards	3 at Houston Texans, Oct 30, 2016
Fumble Recoveries	1 vs. Arizona Cardinals, Nov 01, 2015	Special Teams Tackles	4 vs. Baltimore Ravens, Nov 30, 2015

## SINGLE-GAME HIGHS - POSTSEASON: DEFENSIVE

Special Teams Tackles	1 vs. Philadelphia Eagles, Feb 04, 2018
	...1 more at 1.

## 2017 GAME-BY-GAME REGULAR SEASON STATISTICS (PATRIOTS)

W	DATE	OPPONENT	TK	S	A	TACKLES					INTERCEPTIONS					FUMBLES			ST					MISC		W/L	SCORE
						SK	YDS	TFL	YDS	QBH	NO	YDS	LG	TD	PD	FF	FR	YDS	TK	S	A	FF	FR	S	A		
01	09/07	CHIEFS	P	0	0	0	0.0	0.0	0	0	0	0	0	0	0	0	0	0	1	1	0	0	0	0	0	L	27-42
02	09/17	at Saints	P	0	0	0	0.0	0.0	0	0	0	0	0	0	0	0	0	0	0	0	0	0	0	0	0	W	36-20
03	09/24	TEXANS	P	0	0	0	0.0	0.0	0	0	0	0	0	0	0	0	0	0	2	2	0	0	0	0	0	W	36-33
04	10/01	PANTHERS	P	0	0	0	0.0	0.0	0	0	0	0	0	0	0	0	0	0	0	0	0	0	0	0	0	L	30-33
05	10/05	at Buccaneers	P	0	0	0	0.0	0.0	0	0	0	0	0	0	0	0	0	0	1	1	0	0	0	0	0	W	19-14
06	10/15	at Jets	S	5	3	2	0.0	0.0	0	0	0	0	0	0	0	0	0	0	0	0	0	0	0	0	0	W	24-17
07	10/22	FALCONS	S	8	6	2	0.0	0.0	0	0	0	0	0	0	1	0	0	0	0	0	0	0	0	0	0	W	23-7
08	10/29	CHARGERS	S	5	4	1	0.0	0.0	0	0	0	0	0	0	0	0	0	0	0	0	0	0	0	0	0	W	21-13
10	11/12	at Broncos	P	0	0	0	0.0	0.0	0	0	0	0	0	0	0	0	0	0	0	0	0	0	0	0	0	W	41-16
11	11/19	at Raiders	P	1	1	0	0.0	0.0	0	0	0	0	0	0	0	0	0	0	0	0	0	0	0	0	0	W	33-8
12	11/26	DOLPHINS	P	0	0	0	0.0	0.0	0	0	0	0	0	0	0	0	0	0	1	1	0	0	0	0	0	W	35-17
13	12/03	at Bills	P	0	0	0	0.0	0.0	0	0	0	0	0	0	0	0	0	0	0	0	0	0	0	0	0	W	23-3
14	12/11	at Dolphins	P	0	0	0	0.0	0.0	0	0	0	0	0	0	0	0	0	0	2	2	0	0	0	0	0	L	20-27
15	12/17	at Steelers	P	0	0	0	0.0	0.0	0	0	0	0	0	0	0	0	0	0	1	1	0	0	0	0	0	W	27-24
16	12/24	BILLS	P	0	0	0	0.0	0.0	0	0	0	0	0	0	0	0	0	0	0	0	0	0	0	0	0	W	37-16
17	12/31	JETS	P	1	1	0	0.0	0.0	0	0	0	0	0	0	0	0	0	0	1	1	0	0	0	0	0	W	26-6
2017 TOTALS			16-3	20	15	5	0.0	0.0	0	0	0	0	0	0	1	0	0	0	9	9	0	0	0	0	0	13-3	



# VETERAN BIOS

## 2017 GAME-BY-GAME POSTSEASON STATISTICS (PATRIOTS)

W	DATE	OPPONENT	TACKLES								INTERCEPTIONS					FUMBLES			ST					MISC		W/L	SCORE
			TK	S	A	SK	YDS	TFL	YDS	QBH	NO	YDS	LG	TD	PD	FF	FR	YDS	TK	S	A	FF	FR	S	A		
02	01/13	TITANS																								W	35-14
03	01/21	JAGUARS	P	0	0	0	0.0	0.0	0	0	0	0	0	0	0	0	0	0	0	0	0	0	0	0	0	W	24-20
04	02/04	EAGLES	P	0	0	0	0.0	0.0	0	0	0	0	0	0	0	0	0	0	1	1	0	0	0	0	0	L	33-41
2017 TOTALS			2-0	0	0	0	0.0	0.0	0	0	0	0	0	0	0	0	0	0	1	1	0	0	0	0	0	2-1	



# ANGELO BLACKSON

DEFENSIVE END

6-4 | 320 | AUBURN

HOMETOWN: BEAR, DEL. | AGE: 25

4TH NFL SEASON | 2ND WITH TEXANS | ACQUIRED: FA-'17

2017 GP/GS: 9/1 | CAREER GP/GS: 38/2

TEAMS: TEN 2015-16; HOU 2017; NE 2017



97

**TRANSACTIONS:** Selected by the Tennessee Titans with the first pick of the fourth round (100th overall) in the 2015 NFL Draft...Waived by Tennessee on Sept. 2, 2017...Signed to the New England Patriots practice squad on Sept. 4, 2017...Signed to the Houston Texans active roster on Nov. 1, 2017...Re-signed with the Texans on March 15, 2018.

## 2017 (Houston 9/1):

- ✦ Compiled nine total tackles (eight solo), one pass defended and one quarterback hit in nine games played
- ✦ Made his debut for Houston vs. Indianapolis (11/5)
- ✦ Notched two total tackles and one pass defended at the Los Angeles Rams (11/12)
- ✦ Finished with two solo tackles at Tennessee (12/3)
- ✦ Posted two solo tackles for the second consecutive week vs. San Francisco (12/10)
- ✦ Recorded a pair of solo tackles vs. Pittsburgh (12/25)
- ✦ Started his first game of the season and recorded his first quarterback hit of the season at Indianapolis (12/31)

## 2016 (Tennessee 13/1):

- ✦ Played in 13 regular season games with one start and registered nine total tackles (four solo) and one pass defended
- ✦ Was inactive for three games
- ✦ Saw action as a reserve vs. Jacksonville (10/27) and notched two total tackles and a pass defended
- ✦ Made his first career start at Indianapolis (11/20) and tied a

career high with three total tackles

## 2015 (Tennessee 16/0):

- ✦ Played in all 16 regular season games as a reserve and registered 15 total tackles (eight solo), 2.5 sacks and a forced fumble
- ✦ Made his NFL debut at Tampa Bay (9/13) and tallied three total tackles, his first career sack and first career forced fumble
- ✦ Appeared as a reserve at New Orleans (11/8) and totaled three tackles and 1.0 sack

## COLLEGE:

- ✦ Played four seasons (2011-14) at Auburn (Ala.) University
- ✦ Appeared in 52 games with 18 starts and amassed 65 total tackles, 4.5 sacks, three forced fumbles, one fumble recovery and two passes defended
- ✦ Was on the field for the famous "Kick 6" play during the Auburn and Alabama game in 2013. Lined up on the defensive front to attempt to block the field goal and served as a blocker on the game winning missed field goal return for a touchdown

## PERSONAL:

- ✦ Attended Red Lion Christian High School in Bear, Del.
- ✦ Posted 40 total tackles, 3.0 sacks, three forced fumbles, two passes defended and one fumble recovery in just seven games as a senior
- ✦ Majored in sociology at Auburn

### ANGELO BLACKSON - NFL REGULAR SEASON STATISTICS

DATE	TEAM	GP	GS	TK	S	A	TACKLES					INTERCEPTIONS					FUMBLES			ST					MISC				
							TFL	YDS	SK	YDS	QBH	NO	YDS	LG	TD	PD	FF	FR	YDS	TK	S	A	FF	FR	S	A			
2015	Titans	16	0	15	8	7	2	14	2.5	17.5	3	0	0	0	0	0	1	0	0	0	0	0	0	0	0	0	0	0	0
2016	Titans	13	1	9	4	5	2	4	0.0	0.0	2	0	0	0	0	1	0	0	0	0	0	0	0	0	0	0	0	0	0
2017	Patriots	0	0	0	0	0	0	0	0.0	0.0	0	0	0	0	0	0	0	0	0	0	0	0	0	0	0	0	0	0	0
2017	Texans	9	1	9	8	1	0	0	0.0	0.0	1	0	0	0	0	1	0	0	0	0	0	0	0	0	0	0	0	0	0
NFL TOTALS		38	2	33	20	13	4	18	2.5	17.5	6	0	0	0	0	2	1	0	0	0	0	0	0	0	0	0	0	0	0

### SINGLE-GAME HIGHS: DEFENSIVE

**Total Tackles** 3 at New Orleans Saints, Nov 08, 2015  
...1 more at 3.

**Sacks** 1.0 at New Orleans Saints, Nov 08, 2015  
...1 more at 1.0.

**Passes Defended** 1 at Los Angeles Rams, Nov 12, 2017  
...1 more at 1.

**Forced Fumbles** 1 at Tampa Bay Buccaneers, Sep 13, 2015

**Tackles For Loss** 1 vs. Indianapolis Colts, Oct 23, 2016  
...3 more at 1.

# VETERAN BIOS

## 2017 GAME-BY-GAME REGULAR SEASON STATISTICS (PATRIOTS/TEXANS)

			TACKLES								INTERCEPTIONS					FUMBLES			ST					MISC				
W	DATE	OPPONENT	TK	S	A	SK	YDS	TFL	YDS	QBH	NO	YDS	LG	TD	PD	FF	FR	YDS	TK	S	A	FF	FR	S	A	W/L	SCORE	
01	09/07	CHIEFS																								L	27-42	
02	09/17	at Saints																								W	36-20	
03	09/24	TEXANS																								W	36-33	
04	10/01	PANTHERS																								L	30-33	
05	10/05	at Buccaneers																								W	19-14	
06	10/15	at Jets																								W	24-17	
07	10/22	FALCONS																								W	23-7	
08	10/29	CHARGERS																								W	21-13	
Went from Patriots to Texans.																												
09	11/05	COLTS	P	0	0	0	0.0	0.0	0	0	0	0	0	0	0	0	0	0	0	0	0	0	0	0	0	L	14-20	
10	11/12	at Rams	P	2	1	1	0.0	0.0	0	0	0	0	0	0	1	0	0	0	0	0	0	0	0	0	0	L	7-33	
11	11/19	CARDINALS	P	0	0	0	0.0	0.0	0	0	0	0	0	0	0	0	0	0	0	0	0	0	0	0	0	W	31-21	
12	11/27	at Ravens	P	0	0	0	0.0	0.0	0	0	0	0	0	0	0	0	0	0	0	0	0	0	0	0	0	L	16-23	
13	12/03	at Titans	P	2	2	0	0.0	0.0	0	0	0	0	0	0	0	0	0	0	0	0	0	0	0	0	0	L	13-24	
14	12/10	49ERS	P	2	2	0	0.0	0.0	0	0	0	0	0	0	0	0	0	0	0	0	0	0	0	0	0	L	16-26	
15	12/17	at Jaguars	P	1	1	0	0.0	0.0	0	0	0	0	0	0	0	0	0	0	0	0	0	0	0	0	0	L	7-45	
16	12/25	STEELERS	P	2	2	0	0.0	0.0	0	0	0	0	0	0	0	0	0	0	0	0	0	0	0	0	0	L	6-34	
17	12/31	at Colts	S	0	0	0	0.0	0.0	0	0	1	0	0	0	0	0	0	0	0	0	0	0	0	0	0	L	13-22	
2017 TOTALS			9-1	9	8	1	0.0	0.0	0	0	1	0	0	0	0	1	0	0	0	0	0	0	0	0	0	7-10		





# ALFRED BLUE

## RUNNING BACK

6-2 | 225 | LSU

HOMETOWN: BOUTTE, LA. | AGE: 27

5TH NFL SEASON | 5TH WITH TEXANS | ACQUIRED: D6B-'14

2017 GP/GS: 11/0 | CAREER GP/GS (POST): 57/14 (3/1)

TEAMS: HOU 2014-17



28

**TRANSACTIONS:** Selected by the Houston Texans with the fifth pick in the sixth round (181st overall) of the 2014 NFL Draft...Re-signed by the Texans on April 30, 2018.

### CAREER:

- Became the first player in franchise history with a rushing, receiving and return touchdown in the same season in 2014
- Holds the franchise record for carries in a game (36) at Cleveland (11/16/14)
- Registered a 49-yard run in the second quarter of the 2015 Wild Card game vs. Kansas City (1/9/16), the longest run in Texans postseason history
- Set single-season career highs in 2015 in rushing yards (698) and carries (183), while tying his personal-best in rushing touchdowns (two)
- Has four career 100-yard rushing games
- Currently ranks fifth in Texans history with 1,908 career rushing yards

### 2017 (Houston 11/0):

- Rushed for 262 yards on 71 carries and one touchdown in 11 games played
- Recorded the most rushing yards by a Texans player in a game in 2017 and most since Week 6 of 2016 when RB Lamar Miller had 149 rushing yards against the Colts
- Was one of four Texans rushers with more than 250 yards for the first time in team history
- Recorded five carries for 21 yards at Seattle (10/29)
- Gained 26 yards from scrimmage on 10 offensive touches at Baltimore (11/27)
- Totaled nine yards from scrimmage, added a special teams tackle and forced a fumble in kickoff coverage at Tennessee (12/3)
- Tallied 12 carries for 55 yards (4.6 avg.) while posting one special teams tackle at Jacksonville (12/18)
- Recorded 16 carries for a season-most 108 rushing yards vs. Pittsburgh (12/25). Produced a 48-yard rush while registering the fifth 100-yard rushing game of his career, tied for the third-most in franchise history
- Rushed a season-high 18 times for 39 yards, scored his first rushing touchdowns of the season, and caught four passes for 36 yards at Indianapolis (12/31)

### 2016 (Houston 14/2, 2/0):

- Compiled 420 yards rushing on 100 carries and one touchdown in 14 games played

- Posted three carries for 19 yards, including a season-long 17-yard rush, and added a special teams tackle vs. Tennessee (10/2) in Week 4
- Rushed for a team-high 39 yards on six carries (6.5 avg.) at Minnesota (10/9) in Week 5
- Recorded 11 carries for a team-leading 63 yards, averaging 5.7 yards per attempt, at Denver (10/24) in Week 7
- Inactive for Week 11 at Oakland (11/21) and Week 12 vs. San Diego (11/27) with an injury
- Averaged 7.6 yards per carry on five rushing attempts for a total of 38 yards, including a season-long run of 25 yards, and caught two passes for three yards at Green Bay (12/4) in Week 13
- Posted 16 rushing attempts for a total of 55 yards at Indianapolis (12/11) in Week 14
- Made his first start of the year in place on an injured RB Lamar Miller and set single-game season highs with 21 rushing attempts for 73 yards and a touchdown vs. Cincinnati (12/24) in Week 16
- Started and logged 11 rushes for 28 yards at Tennessee (1/1/17) in Week 17
- Rushed twice for four yards vs. Oakland (1/7/17) in the AFC Wild Card round

### 2015 (Houston 16/9, 1/1):

- Played in all 16 games (nine starts) for the second straight year and set single-season career highs in rushing yards (698), carries (183) and 100-yard rushing games (three), while tying his personal-best in rushing touchdowns (two)
- Started in the season-opener vs. Kansas City (9/13) and ran for a team-high 42 yards on nine carries
- Started at Carolina (9/20) and ran for six yards on five carries
- Recorded the second-most rushing attempts (31) and rushing yards (139) in a single game of his career vs. Tampa Bay (9/27). His 31 rushing attempts were the most in the NFL in any game in 2015. Posted the second 100-yard rushing game of his career and first since Nov. 16, 2014 at Cleveland. Scored his first rushing touchdown of the season and third of his career on a 20-yard run in the fourth quarter, marking the longest rushing touchdown of his career
- Ran for 22 yards on six carries and had one reception for 11 yards vs. Indianapolis (10/8)
- Finished second on the team with five receptions for 33 yards. Also tallied 39 rushing yards on 14 carries vs. Tennessee (11/1)
- Rushed 21 times for 58 yards and caught three passes for 34 yards and a touchdown vs. N.Y. Jets (11/22). Caught a 21-yard touchdown pass from WR Cecil Shorts III in the third quarter, which was the second touchdown reception of his career and first since Oct. 20, 2014 at Pittsburgh

## VETERAN BIOS

- Rushed 16 times for 77 yards (4.8 avg.) and a touchdown vs. New Orleans (11/29). Scored on an 8-yard run to open the second half, marking his second rushing touchdown of the season and fourth of his career. Scored a touchdown in his second consecutive game after posting a receiving touchdown in Week 11 against the N.Y. Jets (11/22)
- Led the team with 107 rushing yards on 20 carries (5.4 avg.) at Indianapolis (12/20), marking his second 100-yard rushing game of the season. With his third career 100-yard rushing game, passed Ron Dayne (two) for sole possession of the fifth-most career 100-yard rushing games in team history. Also recorded a season-long 41-yard run in the second quarter
- Led the team with 45 rushing yards on 15 carries and caught one pass for five yards at Tennessee (12/27). Forced a fumble on a punt return by Titans WR Harry Douglas in the first quarter (12/27). LS Jon Weeks recovered the ball at Tennessee's 11-yard line, which led to a field goal by K Nick Novak on the following offensive possession. Also led the team with two special teams tackles
- Led the team with 102 rushing yards on 21 carries (4.9 avg.) vs. Jacksonville (1/3/16), as he posted his third 100-yard rushing game of the season and fourth of his career
- Led the team with 99 rushing yards on 17 attempts in Wild Card Game vs. Kansas City (1/9/16), averaging 5.8 yards per carry. His yardage total ranks as the fourth-highest mark in Texans postseason history. Registered a 49-yard run in the second quarter, the longest run in Texans postseason history

### 2014 (Houston 16/3):

- Played in all 16 games (three starts) and finished the season with 528 yards, which was the fourth-highest total for a rookie rusher in franchise history
- Set the franchise record for carries in a game with 36 and tied a rookie rushing record with 156 yards at Cleveland (11/16)
- Blocked a punt and returned it five yards for his first career touchdown vs. Washington (9/7) in Week 1
- Rushed for 40 yards on 11 carries in Week 2 at Oakland (9/14)
- Earned his first career start and carried the ball 13 times for 78 yards (6.0 avg.) with a long of 46 yards at the N.Y. Giants (9/21) in Week 3
- Recovered a fumble, had a tackle on special teams and ran four times for 14 yards at Dallas (10/5) in Week 5

- Hauled in his first career touchdown reception (11 yards), rushed for 14 yards, gained seven yards on a fake punt, downed a punt on the 1-yard line in the third quarter and registered a special teams tackle at Pittsburgh (10/20) in Week 7
- Carried the ball 14 times for 42 yards (3.0 avg.) and made a season-long 22-yard reception at Tennessee (10/26) in Week 8
- Started and set a franchise record with 36 carries and tied a franchise rookie record with 156 yards rushing at Cleveland (11/16) in Week 11
- Rushed for 46 yards on 16 carries and had three receptions for 20 yards vs. Cincinnati (11/23) in Week 12. Also had a special teams tackle
- Scored his first career rushing touchdown on a 1-yard run in the third quarter at Jacksonville (12/7) in Week 14. Became the first player in franchise history with a rushing, receiving and return touchdown in the same season
- Carried the ball eight times for 26 yards and had a special teams tackle at Indianapolis (12/14) in Week 15
- Scored on a 1-yard run in the second quarter vs. Jacksonville (12/28) in Week 17. Carried the ball 17 times for 39 yards and set career highs with six receptions for 37 yards

### COLLEGE:

- Played four seasons (2010-13) at Louisiana State University in Baton Rouge, La.
- Saw action in 40 games and made seven starts
- Rushed for 1,253 yards and 11 touchdowns and caught 16 passes for 107 yards
- Had three 100-yard rushing games

### PERSONAL:

- Attended Hahnville High School in Boutte, La.
- Rushed for 1,695 yards and 25 touchdowns as a senior in 2009
- Added 13 receptions for nearly 200 yards and three scores
- A member of the SuperPrep Southwest Team and Baton Rouge Advocate Super Dozen
- Earned Class 5A first-team all-state honors in 2009
- Named the District 6-5A 2009 Offensive MVP
- Notched 10 touchdowns and 600 yards rushing in his junior season
- Full name is Alfred Calvin Blue III
- Majored in sports administration

### ALFRED BLUE - NFL REGULAR SEASON STATISTICS

DATE TEAM	GP	GS	RUSHING					RECEIVING				
			NO.	YDS.	AVG.	LG	TD	NO.	YDS	AVG	LG	TD
2014 Texans	16	3	169	528	3.1	46	2	15	113	7.5	22	1
2015 Texans	16	9	183	698	3.8	41	2	15	109	7.3	21t	1
2016 Texans	14	2	100	420	4.2	25	1	12	40	3.3	12	0
2017 Texans	11	0	71	262	3.7	48	1	7	54	7.7	14	0
<b>NFL TOTALS</b>	<b>57</b>	<b>14</b>	<b>523</b>	<b>1,908</b>	<b>3.6</b>	<b>48</b>	<b>6</b>	<b>49</b>	<b>316</b>	<b>6.4</b>	<b>22</b>	<b>2</b>

### ALFRED BLUE - NFL POSTSEASON STATISTICS

DATE TEAM	GP	GS	RUSHING					RECEIVING				
			NO.	YDS.	AVG.	LG	TD	NO.	YDS	AVG	LG	TD
2015 Texans	1	1	17	99	5.8	49	0	0	0	0.0	0	0
2016 Texans	2	0	3	6	2.0	4	0	0	0	0.0	0	0
<b>NFL TOTALS</b>	<b>3</b>	<b>1</b>	<b>20</b>	<b>105</b>	<b>5.3</b>	<b>49</b>	<b>0</b>	<b>0</b>	<b>0</b>	<b>0.0</b>	<b>0</b>	<b>0</b>

# VETERAN BIOS

## SINGLE-GAME HIGHS: RUSHING/RECEIVING

**Rush Attempts** 36 at Cleveland Browns, Nov 16, 2014  
**Rushing Yards** 156 at Cleveland Browns, Nov 16, 2014  
**Longest Runs** 48 vs. Pittsburgh Steelers, Dec 25, 2017  
**Rushing TDs** 1 at Indianapolis Colts, Dec 31, 2017  
 ...5 more at 1.  
**Receptions** 6 vs. Jacksonville Jaguars, Dec 28, 2014  
**Receiving Yards** 37 vs. Jacksonville Jaguars, Dec 28, 2014

**Longest Receptions** 22 at Tennessee Titans, Oct 26, 2014  
**Receiving TDs** 1 vs. New York Jets, Nov 22, 2015  
 ...1 more at 1.  
**All-purpose yards** 156 at Cleveland Browns, Nov 16, 2014  
**Special Teams Tackles** 2 vs. Cleveland Browns, Oct 15, 2017  
 ...2 more at 2.  
**Most TDs** 1 at Indianapolis Colts, Dec 31, 2017  
 ...8 more at 1.

## SINGLE-GAME HIGHS - POSTSEASON: RUSHING/RECEIVING

**Rush Attempts** 17 vs. Kansas City Chiefs, Jan 09, 2016  
**Rushing Yards** 99 vs. Kansas City Chiefs, Jan 09, 2016  
**Longest Runs** 49 vs. Kansas City Chiefs, Jan 09, 2016  
**All-purpose yards** 99 vs. Kansas City Chiefs, Jan 09, 2016

**Kickoff Returns** 1 vs. Oakland Raiders, Jan 07, 2017  
**Kickoff Return Yards** 15 vs. Oakland Raiders, Jan 07, 2017  
**Longest Kickoff Return** 15 vs. Oakland Raiders, Jan 07, 2017  
**Special Teams Tackles** 1 vs. Kansas City Chiefs, Jan 09, 2016


## 100-YARD RUSHING GAMES (5): REGULAR SEASON

DATE	TEAM	ATT.	YDS.	AVG.	LG	TD
11/16/14	at Browns	36	156	4.3	21	0
09/27/15	BUCCANEERS	31	139	4.5	20	1
12/20/15	at Colts	20	107	5.4	41	0
01/03/16	JAGUARS	21	102	4.9	12	0
12/25/17	STEELERS	16	108	6.8	48	0

## 2017 GAME-BY-GAME REGULAR SEASON STATISTICS (TEXANS)

W	DATE	OPPONENT	P/S	RUSHING				RECEIVING				TD	W/L	SCORE
				ATT	YDS	LG	TD	NO	YDS	LG				
01	09/10	JAGUARS					INACTIVE						L	7-29
02	09/14	at Bengals					INACTIVE						W	13-9
03	09/24	at Patriots					INACTIVE						L	33-36
04	10/01	TITANS	P	4	12	8	0	0	0	0	0	0	W	57-14
05	10/08	CHIEFS	P	0	0	0	0	0	0	0	0	0	L	34-42
06	10/15	BROWNS	P	0	0	0	0	0	0	0	0	0	W	33-17
08	10/29	at Seahawks	P	5	21	7	0	0	0	0	0	0	L	38-41
09	11/05	COLTS	P	0	0	0	0	0	0	0	0	0	L	14-20
10	11/12	at Rams	P	4	10	7	0	0	0	0	0	0	L	7-33
11	11/19	CARDINALS					INACTIVE						W	31-21
12	11/27	at Ravens	P	8	15	6	0	2	11	14	0	0	L	16-23
13	12/03	at Titans	P	4	2	3	0	1	7	7	0	0	L	13-24
14	12/10	49ERS					INACTIVE						L	16-26
15	12/17	at Jaguars	P	12	55	7	0	0	0	0	0	0	L	7-45
16	12/25	STEELERS	P	16	108	48	0	0	0	0	0	0	L	6-34
17	12/31	at Colts	P	18	39	8	1	4	36	12	0	0	L	13-22
2017 TOTALS			11-0	71	262	48	1	7	54	14		0	4-12	





# IBRAHEIM CAMPBELL

**SAFETY**

**5-11 | 210 | NORTHWESTERN**

**HOMETOWN: PHILADELPHIA, PA. | AGE: 26**

**4TH NFL SEASON | 1ST WITH TEXANS | ACQUIRED: FA-'17**

**2017 GP/GS: 9/2 | CAREER GP/GS: 38/11**

**TEAMS: CLE 2015-17; HOU 2017**



**39**

**TRANSACTIONS:** Selected with the 16th pick of the fourth round (115th overall) in the 2015 NFL Draft by the Cleveland Browns...Waived by the Browns on Nov. 16, 2017...Signed to the Houston Texans practice squad on Dec. 13, 2017...Signed to the Texans active roster on Dec. 19, 2017.

## 2017 (Cleveland 8/2; Houston 1/0):

- ✦ Totaled 15 tackles, one tackle for loss, one pass defended and one fumble recovery in eight games with two starts for Cleveland
- ✦ Placed on the Reserve/Injured list on Nov. 10
- ✦ Recorded the first pass defended of his career at Indianapolis (9/24)
- ✦ Tallied a career-high seven solo tackles and notched his first-ever tackle for loss vs. Minnesota (10/29)
- ✦ Signed to the Texans active roster on Dec. 19
- ✦ Made his Texans debut and had two special teams tackles at Indianapolis (12/31)

## 2016 (Cleveland 14/8):

- ✦ Compiled a career-high 43 total tackles (30 solo) and one quarterback hit in 14 games played with a career-high eight games started
- ✦ Logged a career-high eight total tackles at Baltimore (11/10)
- ✦ Produced seven total tackles at Buffalo (12/18)

## 2015 (Cleveland 15/1):

- ✦ Made one start and appeared in 15 games as a rookie, compiling 10 total tackles (nine solo)
- ✦ Posted five total tackles in back-to-back weeks (Weeks 8-9)
- ✦ Posted a career-best six special teams tackles

## COLLEGE:

- ✦ Played four seasons (2011-14) at Northwestern University in Evanston, Ill.
- ✦ Appeared in 50 career games, amassing 317 total tackles, 27 passes defended, 11 interceptions, six forced fumbles and two fumble recoveries
- ✦ Four-time Academic All-Big Ten selection
- ✦ Served as a co-captain as a senior and posted a league-high four forced fumbles while earning second-team All-Big Ten honors
- ✦ Led Northwestern with 100 total tackles as a freshman to receive Freshman All-America honors

## PERSONAL:

- ✦ Attended and played at Chestnut Hill Academy in Philadelphia, Pa.
- ✦ Earned all-state and All-Southeastern Pennsylvania honors at running back and all-league and all-city honors at defensive back
- ✦ Named to the Philadelphia Daily News All-Decade Team as a defensive back
- ✦ Finished his senior season with 1,885 rushing yards with 28 touchdowns and added 135 total tackles, nine interceptions, two forced fumbles and two fumble recoveries
- ✦ Youngest of 11 siblings and has eight brothers and two sisters
- ✦ Worked as a baseball instructor for the Illinois Baseball Association while at Northwestern
- ✦ Spends time mentoring youth about the importance of education and volunteers at local hospitals

## IBRAHEIM CAMPBELL - NFL REGULAR SEASON STATISTICS

		TACKLES										INTERCEPTIONS					FUMBLES			ST					MISC	
DATE	TEAM	GP	GS	TK	S	A	TFL	YDS	SK	YDS	QBH	NO	YDS	LG	TD	PD	FF	FR	YDS	TK	S	A	FF	FR	S	A
2015	Browns	15	1	10	9	1	0	0	0.0	0.0	0	0	0	0	0	0	0	0	0	6	4	2	0	0	0	0
2016	Browns	14	8	43	30	13	0	0	0.0	0.0	1	0	0	0	0	0	0	0	0	5	4	1	0	0	0	0
2017	Browns	8	2	15	12	3	1	3	0.0	0.0	0	0	0	0	0	1	0	1	0	1	1	0	0	0	0	0
2017	Texans	1	0	0	0	0	0	0	0.0	0.0	0	0	0	0	0	0	0	0	0	2	1	1	0	0	0	0
NFL TOTALS		38	11	68	51	17	1	3	0.0	0.0	1	0	0	0	0	1	0	1	0	14	10	4	0	0	0	0

## SINGLE-GAME HIGHS: DEFENSIVE

**Total Tackles** 8 at Baltimore Ravens, Nov 10, 2016  
**Passes Defended** 1 at Indianapolis Colts, Sep 24, 2017  
**Fumble Recoveries** 1 vs. Tennessee Titans, Oct 22, 2017

**Tackles For Loss** 1 vs. Minnesota Vikings, Oct 29, 2017  
**Special Teams Tackles** 2 at Indianapolis Colts, Dec 31, 2017  
 ...1 more at 2.

# VETERAN BIOS

## 2017 GAME-BY-GAME REGULAR SEASON STATISTICS (BROWNS/TEXANS)

			TACKLES								INTERCEPTIONS					FUMBLES			ST					MISC			
W	DATE	OPPONENT	TK	S	A	SK	YDS	TFL	YDS	QBH	NO	YDS	LG	TD	PD	FF	FR	YDS	TK	S	A	FF	FR	S	A	W/L	SCORE
01	09/10	STEELERS	P	0	0	0	0.0	0.0	0	0	0	0	0	0	0	0	0	0	0	0	0	0	0	0	0	L	18-21
02	09/17	at Ravens	P	0	0	0	0.0	0.0	0	0	0	0	0	0	0	0	0	0	0	0	0	0	0	0	0	L	10-24
03	09/24	at Colts	P	1	1	0	0.0	0.0	0	0	0	0	0	0	1	0	0	0	0	0	0	0	0	0	0	L	28-31
04	10/01	BENGALS	P	0	0	0	0.0	0.0	0	0	0	0	0	0	0	0	0	0	0	0	0	0	0	0	0	L	7-31
05	10/08	JETS	P	2	2	0	0.0	0.0	0	0	0	0	0	0	0	0	0	0	0	1	1	0	0	0	0	L	14-17
06	10/15	at Texans	P	1	0	1	0.0	0.0	0	0	0	0	0	0	0	0	0	0	0	0	0	0	0	0	0	L	17-33
07	10/22	TITANS	S	4	2	2	0.0	0.0	0	0	0	0	0	0	0	0	1	0	0	0	0	0	0	0	0	L	9-12+
08	10/29	VIKINGS	S	7	7	0	0.0	0.0	1	3	0	0	0	0	0	0	0	0	0	0	0	0	0	0	0	L	16-33
10	11/12	at Lions									NOT ON ROSTER														L	24-38	
11	11/19	JAGUARS									NOT ON ROSTER														L	7-19	
12	11/26	at Bengals									NOT ON ROSTER														L	16-30	
13	12/03	at Chargers									NOT ON ROSTER														L	10-19	
14	12/10	PACKERS									NOT ON ROSTER														L	21-27+	
											Went from Browns to Texans.																
15	12/17	at Jaguars									PRACTICE SQUAD														L	7-45	
16	12/25	STEELERS									INACTIVE														L	6-34	
17	12/31	at Colts	P	0	0	0	0.0	0.0	0	0	0	0	0	0	0	0	0	0	0	2	1	1	0	0	0	L	13-22
2017 TOTALS			9-2	15	12	3	0.0	0.0	1	3	0	0	0	0	1	0	1	0	0	3	2	1	0	0	0	0	0-16

+ - Overtime



# JADEVEON CLOWNEY

DEFENSIVE END/OUTSIDE LINEBACKER

6-5 | 270 | SOUTH CAROLINA

HOMETOWN: ROCK HILL, S.C. | AGE: 25

5TH NFL SEASON | 5TH WITH TEXANS | ACQUIRED: D1-'14

2017 GP/GS: 16/16 | CAREER GP/GS (POST): 47/41 (2/2)

TEAMS: HOU 2014-17



90

**TRANSACTIONS:** Selected by the Houston Texans with the first overall pick in the 2014 NFL Draft.

## HONORS:

- ✦ Pro Bowl (2x – 2016-17)
- ✦ Associated Press Second-Team All-Pro (2016)
- ✦ PFWA All-NFL Team (2016)
- ✦ PFWA All-AFC Team (2x – 2016-17)
- ✦ Ed Block Courage Award (2015)

## 2017 (Houston 16/16):

- ✦ Named to the Pro Bowl for a second consecutive season
- ✦ Set single-season career highs in sacks (9.5), tackles for loss (21), quarterback hits (21), forced fumbles (two), fumble recoveries (two), total tackles (59), sack yards (67), games played (16) and games started (16)
- ✦ Led the Texans in sacks, tackles for loss, quarterback hits and fumble recoveries, while finishing fifth on the team in total tackles and tied for first in fumbles forced
- ✦ Recorded 21 tackles for loss and 20 quarterback hits. He was the only player in the AFC and one of two players in the NFL with 20-or-more tackles for loss and 20-or-more quarterback hits this season, joining Cardinals OLB Chandler Jones
- ✦ His 45 quarterback hits and 48 tackles for loss rank third in team history
- ✦ Started in the season opener vs. Jacksonville and picked up his 100th career tackle (9/10)
- ✦ Started his second-consecutive game and notched four total tackles, one tackle for loss, one pass defended and returned his first career fumble recovery 49 yards at Cincinnati (9/14)
- ✦ Tied career highs with 2.0 sacks and four tackles for loss, notched six solo tackles, had three quarterback hits and recovered his second career fumble, his second in two weeks, and raced it back 22 yards for his first career touchdown at New England (9/24)
- ✦ Notched his third sack in two games and forced the third fumble of his career vs. Tennessee (10/1)
- ✦ Started his fifth-consecutive game and notched three total tackles, one quarterback hit and one tackle for loss vs. Kansas City (10/8)
- ✦ Made three total tackles with one pass defended vs. Cleveland (10/15)
- ✦ Made four solo stops and recorded a strip-sack of Seahawks QB Russell Wilson at Seattle (10/29)
- ✦ Started his eighth-straight game and tallied four tackles and 1.0 sack vs. Indianapolis (11/5)
- ✦ Produced three solo tackles, one quarterback hit, 1.0 sack and

three tackles for loss at the Los Angeles Rams (11/12)

- ✦ Extended his sack-streak to a career-high four games with 2.0 and added five total tackles, three quarterback hits and three tackles for loss vs. Arizona (11/19)
- ✦ Finished with two solo tackles, 1.0 sack, two tackles for loss and two quarterback hits at Baltimore (11/27), extending his sack-streak to a career-high five games
- ✦ Logged three total tackles and one tackle for loss at Tennessee (12/3)
- ✦ Tied a season best with six total tackles, recorded a single-game career-high four quarterback hits and notched two tackles for loss vs. San Francisco (12/10)
- ✦ Finished with four total tackles and three quarterback hits at Jacksonville (12/17)
- ✦ Tallied two solo tackles and one tackle for loss vs. Pittsburgh (12/25)
- ✦ Started his 16th game of the season and posted a season-best seven total tackles and 0.5 sacks at Indianapolis (12/31)

## 2016 (Houston 14/14, 2/2):

- ✦ Named to his first Pro Bowl and recognized as an Associated Press Second-Team All-Pro
- ✦ Also earned PFWA All-NFL and PFWA All-AFC honors
- ✦ One of two players in the NFL with at least 50 total tackles, 6.0 sacks, 16 tackles for loss and two passes defended (Saints DE Cameron Jordan)
- ✦ Finished tied for sixth in the NFL with 16 tackles for loss
- ✦ Made his first career start at defensive end and totaled four tackles (three solo), including 1.0 sack, three quarterback hits and two tackles for loss vs. Chicago (9/11)
- ✦ Recorded three solo tackles, two quarterback hits, one tackle for loss and one pass defended vs. Kansas City (9/18)
- ✦ Finished with two solo tackles, including 1.0 sack, and two quarterback hits on Titans QB Marcus Mariota vs. Tennessee (10/2)
- ✦ Tied a single-game career high with eight tackles (seven solo) and doubled his previous career high with four tackles for loss at Minnesota (10/9) in Week 5
- ✦ Made four tackles (three solo) and added two quarterback hits vs. Indianapolis (10/16)
- ✦ Logged four tackles (three solo) and one quarterback hit at Denver (10/24)
- ✦ Sacked Lions QB Matthew Stafford for a 9-yard loss in the second quarter and recorded his ninth tackle for loss of the year vs. Detroit (10/30)
- ✦ Tallied four solo tackles and a tackle for loss at Jacksonville (11/13) in Week 10



- ✎ Finished second on the team with five tackles (all solo), including two for loss, at Oakland (11/21) in Week 11
- ✎ Inactive for Week 13 at Green Bay (12/4) with an injury
- ✎ Finished with three total tackles, a strip-sack of Colts QB Andrew Luck and a season-high three quarterback hits at Indianapolis (12/11) in Week 14
- ✎ Notched his fifth sack of the year when he brought down Jaguars QB Blake Bortles for an 8-yard loss and finished with five total tackles and three tackles for loss vs. Jacksonville (12/18) in Week 15
- ✎ Recorded a sack in three straight games for the first time in his career when he brought down Bengals QB Andy Dalton vs. Cincinnati (12/24) in Week 16
- ✎ Inactive for Week 17 at Tennessee (1/1/17) with an injury
- ✎ In his first career postseason game, became the second defensive lineman in Texans history (DE J.J. Watt) with a postseason interception and finished with one tackle and two passes defended vs. Oakland (1/7/17) in the AFC Wild Card round
- ✎ Tallied two solo tackles, two quarterback hits and one tackle for loss at New England (1/14/17) in the AFC Divisional round

## 2015 (Houston 13/9, 0/0):

- ✎ Posted 40 total tackles (27 solo), eight tackles for loss, eight quarterback hits, six passes defended, 4.5 sacks and one forced fumble in 13 games
- ✎ Recorded four tackles (three solo), one forced fumble, and 1.0 tackles for loss vs. Kansas City (9/13)
- ✎ Totaled two solo tackles and the first two passes defended of his career at Carolina (9/20)
- ✎ Made two tackles (one solo) and had one quarterback hit vs. Tampa Bay (9/27)
- ✎ Recorded two tackles (one solo) and one pass defended at Atlanta (10/4)
- ✎ Had two solo tackles, one tackle for loss, and one quarterback hit vs. Indianapolis (10/8)
- ✎ Inactive in Week 6 at Jacksonville (10/18)
- ✎ Recorded the first sack of his career in the second quarter at Miami (10/25) when he brought down Dolphins QB Ryan Tannehill for a 13-yard loss
- ✎ Led the team with eight tackles (seven solo), including two tackles for loss and 1.0 sack at Miami (10/25)
- ✎ Inactive in Week 10 at Cincinnati (11/1)
- ✎ Split a sack with OLB John Simon in the fourth quarter vs. N.Y. Jets (11/22)
- ✎ Brought down Bills QB Tyrod Taylor for a sack in the fourth quarter (12/6)
- ✎ Finished with three solo tackles, including two for loss and 1.0 sack at Buffalo (12/6)
- ✎ Totaled 2.0 sacks to go along with seven tackles (four solo) vs. New England (12/13)
- ✎ Recorded a sack in his second straight game when he brought down Patriots QB Tom Brady for a 10-yard loss in the third quarter vs. New England (12/13)
- ✎ Sacked Brady for another 10-yard loss in the fourth quarter vs. New England (12/13), increasing his sack total on the year to 4.5

- ✎ Notched four tackles (one solo), one quarterback hit and one pass defended at Indianapolis (12/20)
- ✎ Selected by teammates as the 2015 Ed Block Courage Award winner
- ✎ Inactive in Week 17 vs. Jacksonville (1/3/16) and in Wild Card Game vs. Kansas City (1/9/16)

## 2014 (Houston 4/2):

- ✎ Compiled seven total tackles (five solo) and three tackles for loss in four games as a rookie
- ✎ Recorded a tackle for loss in his first career start vs. Washington (9/7)
- ✎ Inactive in Weeks 2-7
- ✎ Played at Tennessee (10/26) in Week 8 and made one tackle
- ✎ Inactive in Week 9
- ✎ Made a pair of tackles and had a tackle for loss at Cleveland (11/16) in Week 11
- ✎ Had three tackles and a tackle for loss vs. Cincinnati (11/23) in Week 12
- ✎ Inactive in Weeks 13-14

## COLLEGE:

- ✎ Played three seasons (2011-13) at the University of South Carolina in Columbia, S.C.
- ✎ Started 23-of-36 games for the Gamecocks, recording 130 total tackles (85 solo) that included 24.0 sacks, 47.0 tackles for loss and 20 quarterback pressures
- ✎ Recovered one fumble, forced nine others and deflected seven passes
- ✎ Finished second in school annals with 47.0 tackles for loss
- ✎ Third on the school's all-time list with 24.0 sacks
- ✎ Holds school record with nine forced fumbles
- ✎ Two-time All-American (2012, 2013)
- ✎ Two-time All-SEC (2012, 2013)
- ✎ SEC Freshman of the Year
- ✎ Became the third Gamecock to earn first-team All-American honors in two seasons

## PERSONAL:

- ✎ Attended South Pointe High School in Rock Hill, S.C.
- ✎ Started for the Stallions as a freshman at running back and defensive end
- ✎ Tallied 162 total tackles, 29.5 sacks, 29 tackles for loss, 11 forced fumbles and six fumble recoveries and scored five touchdowns on defense
- ✎ Led his team a 15-0 record and state championship and finished with 17.0 sacks
- ✎ Finished his sophomore season with 144 tackles and 23.0 sacks
- ✎ Named South Carolina's 2010 Mr. Football
- ✎ Played in the Shrine Bowl of the Carolinas
- ✎ Notched seven tackles and 1.5 sacks in the Under Armour All-America Game
- ✎ Named the consensus best player in the nation and named USA Today's National Defensive Player of the Year
- ✎ Lettered for the school's basketball team
- ✎ Majored in African-American studies

# VETERAN BIOS

## JADEVEON CLOWNEY - NFL REGULAR SEASON STATISTICS

DATE TEAM	GP	GS	TK	TACKLES					YDS	QBH	INTERCEPTIONS					FUMBLES			ST					MISC	
				S	A	TFL	YDS	SK			NO	YDS	LG	TD	PD	FF	FR	YDS	TK	S	A	FF	FR	S	A
2014 Texans	4	2	7	5	2	3	10	0.0	0.0	0	0	0	0	0	0	0	0	0	0	0	0	0	0	0	0
2015 Texans	13	9	40	27	13	8	48	4.5	43.5	8	0	0	0	0	6	1	0	0	0	0	0	0	0	0	0
2016 Texans	14	14	52	40	12	16	69	6.0	45.0	17	0	0	0	0	2	1	0	0	0	0	0	0	0	0	0
2017 Texans	16	16	59	41	18	21	102	9.5	67.0	21	0	0	0	0	2	2	2	71	0	0	0	0	0	0	0
<b>NFL TOTALS</b>	<b>47</b>	<b>41</b>	<b>158</b>	<b>113</b>	<b>45</b>	<b>48</b>	<b>229</b>	<b>20.0</b>	<b>155.5</b>	<b>46</b>	<b>0</b>	<b>0</b>	<b>0</b>	<b>0</b>	<b>10</b>	<b>4</b>	<b>2</b>	<b>71</b>	<b>0</b>	<b>0</b>	<b>0</b>	<b>0</b>	<b>0</b>	<b>0</b>	<b>0</b>

## JADEVEON CLOWNEY - NFL POSTSEASON STATISTICS

DATE TEAM	GP	GS	TK	TACKLES					YDS	QBH	INTERCEPTIONS					FUMBLES			ST					MISC	
				S	A	TFL	YDS	SK			NO	YDS	LG	TD	PD	FF	FR	YDS	TK	S	A	FF	FR	S	A
2015 Texans	0	0	0	0	0	0	0	0.0	0.0	0	0	0	0	0	0	0	0	0	0	0	0	0	0	0	0
2016 Texans	2	2	3	3	0	1	1	0.0	0.0	2	1	3	3	0	2	0	0	0	0	0	0	0	0	0	0
<b>NFL TOTALS</b>	<b>2</b>	<b>2</b>	<b>3</b>	<b>3</b>	<b>0</b>	<b>1</b>	<b>1</b>	<b>0.0</b>	<b>0.0</b>	<b>2</b>	<b>1</b>	<b>3</b>	<b>3</b>	<b>0</b>	<b>2</b>	<b>0</b>	<b>0</b>	<b>0</b>	<b>0</b>	<b>0</b>	<b>0</b>	<b>0</b>	<b>0</b>	<b>0</b>	<b>0</b>

## SINGLE-GAME HIGHS: DEFENSIVE

<b>Total Tackles</b>	8 at Minnesota Vikings, Oct 09, 2016 ...1 more at 8.	<b>Forced Fumbles</b>	1 at Seattle Seahawks, Oct 29, 2017 ...3 more at 1.
<b>Sacks</b>	2.0 vs. Arizona Cardinals, Nov 19, 2017 ...2 more at 2.0.	<b>Fumble Recoveries</b>	1 at New England Patriots, Sep 24, 2017 ...1 more at 1.
<b>Passes Defensed</b>	2 at Carolina Panthers, Sep 20, 2015	<b>Tackles For Loss</b>	4 at New England Patriots, Sep 24, 2017 ...1 more at 4.

## SINGLE-GAME HIGHS - POSTSEASON: DEFENSIVE

<b>Total Tackles</b>	2 at New England Patriots, Jan 14, 2017	<b>Interceptions</b>	1 vs. Oakland Raiders, Jan 07, 2017
<b>Passes Defensed</b>	2 vs. Oakland Raiders, Jan 07, 2017	<b>Interception Return Yards</b>	3 vs. Oakland Raiders, Jan 07, 2017
<b>Tackles For Loss</b>	1 at New England Patriots, Jan 14, 2017		

## 2017 GAME-BY-GAME REGULAR SEASON STATISTICS (TEXANS)

				TACKLES							INTERCEPTIONS					FUMBLES				ST					MISC				
W	DATE	OPPONENT		TK	S	A	SK	YDS	TFL	YDS	QBH	NO	YDS	LG	TD	PD	FF	FR	YDS	TK	S	A	FF	FR	S	A	W/L	SCORE	
01	09/10	JAGUARS	S	1	1	0	0.0	0.0	0	0	0	0	0	0	0	0	0	0	0	0	0	0	0	0	0	0	L	7-29	
02	09/14	at Bengals	S	4	3	1	0.0	0.0	1	1	0	0	0	0	0	1	0	1	49	0	0	0	0	0	0	0	W	13-9	
03	09/24	at Patriots	S	6	6	0	2.0	15.0	4	27	3	0	0	0	0	0	0	1	22	0	0	0	0	0	0	0	L	33-36	
04	10/01	TITANS	S	2	2	0	1.0	7.0	0	0	1	0	0	0	0	0	1	0	0	0	0	0	0	0	0	0	W	57-14	
05	10/08	CHIEFS	S	3	1	2	0.0	0.0	1	2	1	0	0	0	0	0	0	0	0	0	0	0	0	0	0	0	L	34-42	
06	10/15	BROWNS	S	3	2	1	0.0	0.0	0	0	0	0	0	0	0	1	0	0	0	0	0	0	0	0	0	0	W	33-17	
08	10/29	at Seahawks	S	4	4	0	1.0	0.0	2	9	1	0	0	0	0	0	1	0	0	0	0	0	0	0	0	0	L	38-41	
09	11/05	COLTS	S	4	3	1	1.0	8.0	1	8	1	0	0	0	0	0	0	0	0	0	0	0	0	0	0	0	L	14-20	
10	11/12	at Rams	S	3	3	0	1.0	11.0	3	19	1	0	0	0	0	0	0	0	0	0	0	0	0	0	0	0	L	7-33	
11	11/19	CARDINALS	S	5	3	2	2.0	13.0	3	17	3	0	0	0	0	0	0	0	0	0	0	0	0	0	0	0	W	31-21	
12	11/27	at Ravens	S	2	2	0	1.0	8.0	2	13	2	0	0	0	0	0	0	0	0	0	0	0	0	0	0	0	L	16-23	
13	12/03	at Titans	S	3	1	2	0.0	0.0	1	1	0	0	0	0	0	0	0	0	0	0	0	0	0	0	0	0	L	13-24	
14	12/10	49ERS	S	6	3	3	0.0	0.0	2	3	4	0	0	0	0	0	0	0	0	0	0	0	0	0	0	0	L	16-26	
15	12/17	at Jaguars	S	4	2	2	0.0	0.0	0	0	3	0	0	0	0	0	0	0	0	0	0	0	0	0	0	0	L	7-45	
16	12/25	STEELERS	S	2	2	0	0.0	0.0	1	2	0	0	0	0	0	0	0	0	0	0	0	0	0	0	0	0	L	6-34	
17	12/31	at Colts	S	7	3	4	0.5	5.0	0	0	1	0	0	0	0	0	0	0	0	0	0	0	0	0	0	0	L	13-22	
2017 TOTALS				16-16	59	41	18	9.5	67.0	21	102	21	0	0	0	0	2	2	2	71	0	0	0	0	0	0	0	4-12	



# SAMMIE COATES JR.

WIDE RECEIVER

6-1 | 210 | AUBURN

HOMETOWN: LEROY, ALA. | AGE: 25

4TH NFL SEASON | 1ST WITH TEXANS | ACQUIRED: W-'18 (CLE)

2017 GP/GS: 11/1 | CAREER GP/GS (POST): 31/6 (4/0)

TEAMS: PIT 2015-16; CLE 2017; HOU 2018



18

**TRANSACTIONS:** Selected by the Pittsburgh Steelers with the 23rd pick in the third round (87th overall) of the 2015 NFL Draft...Traded to the Cleveland Browns on Sept. 2, 2017...Waived by the Browns on March 15, 2018...Signed by the Houston Texans on March 16, 2018.

## 2017 (Cleveland 12/1):

- ✦ Appeared in 12 games (one start), recording six catches for 70 yards (11.7 avg.)
- ✦ Notched four special teams tackles
- ✦ Inactive Weeks 3-4 (hamstring) and Weeks 12-13
- ✦ Made first catch with Browns for 11 yards at Houston (10/15)
- ✦ Started first game with Browns at WR, collecting two receptions for 38 yards at Detroit (11/12)

## 2016 (Pittsburgh 14/5, 3/0):

- ✦ Set career highs in receptions (21), receiving yards (435) and touchdowns (two) in 14 games played
- ✦ Recorded a reception of 40 yards-or-more in five straight games
- ✦ Added seven special teams tackles
- ✦ Appeared in all three playoff games including the AFC Championship Game at New England (1/22/17)

## 2015 (Pittsburgh 6/0, 1/0):

- ✦ Played in six regular season games, catching one pass for 11 yards
- ✦ Recorded 61 receiving yards on two receptions in the final postseason contest at Denver in the AFC Divisional Game (1/17/16)

## COLLEGE:

- ✦ Played three seasons (2012-14) at Auburn (Ala.) University
- ✦ Finished his career with 82 receptions for 1,757 yards with 13

receiving touchdowns

- ✦ Left the school with the 10th-most receiving yards (1,757 yards), which included seven career 100-yard games
- ✦ Set an Auburn Iron Bowl-record with 206 yards receiving at Alabama on five catches in 2014
- ✦ In 2013, ranked third in nation in yards per catch (21.5), while setting single-season career highs in receptions (42), receiving yards (902) and receiving touchdowns (7)
- ✦ Graduated with a degree in public administration

## PERSONAL:

- ✦ Attended Leroy (Ala.) High School
- ✦ Named to the All-Southeast Region team by PrepStar
- ✦ Named to the Orlando Sentinel's All-Southern Team as a first-team selection from Alabama
- ✦ Selected to play in the Alabama-Mississippi All-Star Game following his senior season
- ✦ Named to the Super 12 team and was named the 2010 Class 2A Back of the Year by the Alabama Sports Writers Association
- ✦ Caught 57 passes as a senior for 1,170 yards with 14 touchdowns
- ✦ Led his team to the 2010 Alabama Class 2A state championship, earning MVP honors after hauling in five catches for 60 yards with two touchdowns, rushing six times for 27 yards and one score, punting twice for 63 yards and returning one punt for five yards
- ✦ Participated in various community events throughout the 2017 season including 'Shop with a Cop' and the McCourtly Twins Tackle Sickle Cell Disease comedy event in Cleveland
- ✦ Participated in My Cause My Cleats to raise awareness for childhood cancer and support Kenzie Ray, a young patient he met and formed a close friendship with while at Auburn

## SAMMIE COATES JR. - NFL REGULAR SEASON STATISTICS

DATE TEAM	GP	GS	RECEIVING					RUSHING				
			NO.	YDS	AVG	LG	TD	NO.	YDS.	AVG.	LG	TD
2015 Steelers	6	0	1	11	11.0	11	0	0	0	0.0	0	0
2016 Steelers	14	5	21	435	20.7	72t	2	4	14	3.5	15	0
2017 Browns	11	1	6	70	11.7	38	0	0	0	0.0	0	0
<b>NFL TOTALS</b>	<b>31</b>	<b>6</b>	<b>28</b>	<b>516</b>	<b>18.4</b>	<b>72t</b>	<b>2</b>	<b>4</b>	<b>14</b>	<b>3.5</b>	<b>15</b>	<b>0</b>



## VETERAN BIOS

### SAMMIE COATES JR. - NFL POSTSEASON STATISTICS

DATE TEAM	GP	GS	RECEIVING					RUSHING				
			NO.	YDS	AVG	LG	TD	NO.	YDS.	AVG.	LG	TD
2015 Steelers	1	0	2	61	30.5	37	0	0	0	0.0	0	0
2016 Steelers	3	0	2	34	17.0	30	0	0	0	0.0	0	0
NFL TOTALS	4	0	4	95	23.8	37	0	0	0	0.0	0	0

### SAMMIE COATES JR. - NFL REGULAR SEASON RETURN STATISTICS

DATE TEAM	RET.	KICKOFF RETURNS					PUNT RETURNS				
		YDS.	AVG.	LG	TD	NO.	FC	YDS	AVG	LG	TD
2015 Steelers	0	0	0.0	0	0	0	0	0	0.0	0	0
2016 Steelers	6	150	25.0	44	0	0	0	0	0.0	0	0
2017 Browns	0	0	0.0	0	0	0	0	0	0.0	0	0
NFL TOTALS	6	150	25.0	44	0	0	0	0	0.0	0	0

### SAMMIE COATES JR. - NFL POSTSEASON RETURN STATISTICS

DATE TEAM	RET.	KICKOFF RETURNS					PUNT RETURNS				
		YDS.	AVG.	LG	TD	NO.	FC	YDS	AVG	LG	TD
2015 Steelers	0	0	0.0	0	0	0	0	0	0.0	0	0
2016 Steelers	4	91	22.8	31	0	0	0	0	0.0	0	0
NFL TOTALS	4	91	22.8	31	0	0	0	0	0.0	0	0

### SINGLE-GAME HIGHS: RUSHING/RECEIVING

<b>Rush Attempts</b>	2 at Cincinnati Bengals, Dec 18, 2016	<b>All-purpose yards</b>	162 vs. New York Jets, Oct 09, 2016
<b>Rushing Yards</b>	9 at Cincinnati Bengals, Dec 18, 2016	<b>Kickoff Returns</b>	2 at Philadelphia Eagles, Sep 25, 2016
<b>Longest Runs</b>	15 at Cincinnati Bengals, Dec 18, 2016	<b>Kickoff Return Yards</b>	44 at Cincinnati Bengals, Dec 18, 2016
<b>Receptions</b>	6 vs. New York Jets, Oct 09, 2016 ...1 more at 6.	<b>Longest Kickoff Return</b>	44 at Cincinnati Bengals, Dec 18, 2016
<b>Receiving Yards</b>	139 vs. New York Jets, Oct 09, 2016	<b>Special Teams Tackles</b>	3 at Cleveland Browns, Nov 20, 2016
<b>Longest Receptions</b>	72t vs. New York Jets, Oct 09, 2016	<b>Most TDs</b>	2 vs. New York Jets, Oct 09, 2016
<b>Receiving TDs</b>	2 vs. New York Jets, Oct 09, 2016		

### SINGLE-GAME HIGHS - POSTSEASON: RUSHING/RECEIVING

<b>Receptions</b>	2 at New England Patriots, Jan 22, 2017 ...1 more at 2.	<b>Kickoff Returns</b>	2 at New England Patriots, Jan 22, 2017
<b>Receiving Yards</b>	61 at Denver Broncos, Jan 17, 2016	<b>Kickoff Return Yards</b>	45 at New England Patriots, Jan 22, 2017
<b>Longest Receptions</b>	37 at Denver Broncos, Jan 17, 2016	<b>Longest Kickoff Return</b>	31 at New England Patriots, Jan 22, 2017
<b>All-purpose yards</b>	79 at New England Patriots, Jan 22, 2017		

### 100-YARD RECEIVING GAMES (1): REGULAR SEASON

DATE	TEAM	NO.	YDS.	AVG.	LG	TD
10/09/16	JETS	6	139	23.2	72t	2

# VETERAN BIOS

## 2017 GAME-BY-GAME REGULAR SEASON STATISTICS (BROWNS)

W	DATE	OPPONENT	P/S	RECEIVING				RUSHING			TD	W/L	SCORE
				NO	YDS	LG	TD	ATT	YDS	LG			
01	09/10	STEELERS	P	0	0	0	0	0	0	0	0	L	18-21
02	09/17	at Ravens	P	0	0	0	0	0	0	0	0	L	10-24
03	09/24	at Colts					INACTIVE					L	28-31
04	10/01	BENGALS					INACTIVE					L	7-31
05	10/08	JETS	P	0	0	0	0	0	0	0	0	L	14-17
06	10/15	at Texans	P	1	11	11	0	0	0	0	0	L	17-33
07	10/22	TITANS	P	0	0	0	0	0	0	0	0	L	9-12+
08	10/29	VIKINGS	P	2	13	10	0	0	0	0	0	L	16-33
10	11/12	at Lions	S	2	38	38	0	0	0	0	0	L	24-38
11	11/19	JAGUARS	P	0	0	0	0	0	0	0	0	L	7-19
12	11/26	at Bengals					INACTIVE					L	16-30
13	12/03	at Chargers					INACTIVE					L	10-19
14	12/10	PACKERS	P	0	0	0	0	0	0	0	0	L	21-27+
15	12/17	RAVENS	P	1	8	8	0	0	0	0	0	L	10-27
16	12/24	at Bears	P	0	0	0	0	0	0	0	0	L	3-20
2017 TOTALS			11-1	6	70	38	0	0	0	0	0	0-15	

+ - Overtime



## DYLAN COLE

INSIDE LINEBACKER

6-0 | 220 | MISSOURI STATE

HOMETOWN: SPRINGFIELD, MO. | AGE: 24

2ND NFL SEASON | 2ND WITH TEXANS | ACQUIRED: CFA-'17

2017 GP/GS: 12/1 | CAREER GP/GS: 12/1

TEAMS: HOU 2017



51

**TRANSACTIONS:** Signed by the Houston Texans as a college free agent on May 12, 2017.

### 2017 (Houston 12/1):

- Recorded 25 total tackles (10 solo), four tackles for loss, three passes defended, two interceptions, two quarterback hits and 1.0 sack in 12 games as a rookie
- Became the first rookie to record an interception for a touchdown in franchise history and first Texans player with a pick-six since CB Kareem Jackson in Week 10 of 2016
- Was also the only college free agent in the NFL with a pick-six in 2017 and the first rookie college free agent linebacker with an interception returned for a touchdown since Chase Blackburn did it for the Giants in Week 16 of the 2005 season
- Made his NFL debut and recorded one quarterback hit vs. Jacksonville (9/10)
- Received extensive action at inside linebacker and notched his first three career tackles at Cincinnati (9/14)
- Became the first rookie in NFL history to record at least five total tackles, one sack and one interception returned for a touchdown vs. Tennessee (10/1)
- Started his first career game and totaled five tackles and one tackle for loss vs. Kansas City (10/8)
- Registered one tackle for loss and recorded his second interception of the season vs. Cleveland (10/15)
- Returned to action and produced a defensive and special teams tackle at Baltimore (11/27)
- Produced one special teams tackle vs. San Francisco (12/10)
- Finished with one solo tackle and one special teams tackle at Jacksonville (12/17)
- Tied a career best with five total tackles and notched his third pass defended of the season vs. Pittsburgh (12/25)
- Recorded three total tackles and one tackle for loss at Indianapolis (12/31)

### COLLEGE:

- Played four seasons (2013-16) at Missouri State University in Springfield, Mo. after redshirting the 2012 campaign
- Finished his Bears career with 457 tackles (third-most in MSU

history), 40.5 tackles for loss, 21 passes defended, 5.0 sacks, five interceptions and three forced fumble and two fumble recoveries in 46 career games (all starts)

- Racked up 22 double-figure tackle games, including 15 in a row to end his career
- Credited with 142 total tackles, 8.0 tackles for loss, six passes defended, three forced fumbles and two interceptions in 11 games as a senior in 2016
- Earned NCAA Division I FCS Consensus All-America honors as one of the nation's top linebackers his senior year
- Led all FCS players in total tackles per game (12.9) and was second nationally in solo tackles per game (7.7)
- Finalist for Buck Buchanan Award as top defensive player in DI FCS football (finished third) First-team All-America selection by Associated Press, AFCA, Walter Camp Football Foundation, STATS Inc., HERO Sports, and FCS ADA
- Earned All-MVFC First-Team honors and led the conference with 152 total tackles as a junior in 2015
- Started all 12 games as a sophomore in 2014 and earned All-MVFC honorable mention honors
- Started all 12 games at Sam linebacker as a redshirt freshman in 2013
- Was MSU's only freshman player on the MVFC All-Newcomer Team
- Redshirted the 2012 season and earned MSU Defensive Scout Team Player of the Year by the coaches

### PERSONAL:

- Attended Logan-Rogersville (Mo.) High School
- A Missouri Class 3 consensus all-state running back after compiling 2,002 rushing yards on 225 carries for 33 touchdowns for the state champions in 2011
- Registered 102 total tackles, seven for loss and a pair of interceptions as a senior at linebacker
- Named MHSFCA Offensive Player of the Year in 2011 as well as Central Ozarks Co-Offensive Player of the Year and SWMFCA Offensive Player of the Year
- Son of Tacoma Bailey and Traci Cole of Rogersville, Mo.
- Has three siblings: Devon, Daelyn and Danae



# VETERAN BIOS

## SINGLE-GAME HIGHS: DEFENSIVE

**Total Tackles** 5 vs. Pittsburgh Steelers, Dec 25, 2017  
...2 more at 5.

**Sacks** 1.0 vs. Tennessee Titans, Oct 01, 2017

**Passes Defensed** 1 vs. Pittsburgh Steelers, Dec 25, 2017  
...2 more at 1.

**Tackles For Loss** 1 at Indianapolis Colts, Dec 31, 2017  
...3 more at 1.

**Interceptions** 1 vs. Cleveland Browns, Oct 15, 2017  
...1 more at 1.

**Interception Return Yards** 25 vs. Tennessee Titans, Oct 01, 2017

**Special Teams Tackles** 2 at Cincinnati Bengals, Sep 14, 2017

## 2017 GAME-BY-GAME REGULAR SEASON STATISTICS (TEXANS)

				TACKLES							INTERCEPTIONS						FUMBLES			ST					MISC					
W	DATE	OPPONENT	P	TK	S	A	SK	YDS	TFL	YDS	QBH	NO	YDS	LG	TD	PD	FF	FR	YDS	TK	S	A	FF	FR	S	A	W/L	SCORE		
01	09/10	JAGUARS	P	0	0	0	0.0	0.0	0	0	1	0	0	0	0	0	0	0	0	0	0	0	0	0	0	0	L	7-29		
02	09/14	at Bengals	P	3	0	3	0.0	0.0	0	0	0	0	0	0	0	0	0	0	0	0	2	1	1	0	0	0	0	W	13-9	
03	09/24	at Patriots	P	1	0	1	0.0	0.0	0	0	0	0	0	0	0	0	0	0	0	0	0	0	0	0	0	0	L	33-36		
04	10/01	TITANS	P	5	3	2	1.0	1.0	1	1	1	1	25	25	1	1	0	0	0	0	0	0	0	0	0	0	W	57-14		
05	10/08	CHIEFS	S	5	2	3	0.0	0.0	1	0	0	0	0	0	0	0	0	0	0	0	1	1	0	0	0	0	L	34-42		
06	10/15	BROWNS	P	1	1	0	0.0	0.0	1	4	0	1	3	3	0	1	0	0	0	0	1	1	0	0	0	0	W	33-17		
08	10/29	at Seahawks										INACTIVE																L	38-41	
09	11/05	COLTS										INACTIVE																L	14-20	
10	11/12	at Rams										INACTIVE																L	7-33	
11	11/19	CARDINALS										INACTIVE																W	31-21	
12	11/27	at Ravens	P	1	1	0	0.0	0.0	0	0	0	0	0	0	0	0	0	0	0	0	1	1	0	0	0	0	L	16-23		
13	12/03	at Titans	P	0	0	0	0.0	0.0	0	0	0	0	0	0	0	0	0	0	0	0	0	0	0	0	0	0	L	13-24		
14	12/10	49ERS	P	0	0	0	0.0	0.0	0	0	0	0	0	0	0	0	0	0	0	0	1	1	0	0	0	0	L	16-26		
15	12/17	at Jaguars	P	1	1	0	0.0	0.0	0	0	0	0	0	0	0	0	0	0	0	0	1	1	0	0	0	0	L	7-45		
16	12/25	STEELERS	P	5	1	4	0.0	0.0	0	0	0	0	0	0	0	1	0	0	0	0	0	0	0	0	0	0	L	6-34		
17	12/31	at Colts	P	3	1	2	0.0	0.0	1	1	0	0	0	0	0	0	0	0	0	0	0	0	0	0	0	0	L	13-22		
2017 TOTALS				12-1	25	10	15	1.0	1.0	4	6	2	2	28	25t	1	3	0	0	0	0	7	6	1	0	0	0	0	4-12	



# AARON COLVIN

CORNERBACK

6-0 | 195 | OKLAHOMA

HOMETOWN: TULSA, OKLA. | AGE: 26

5TH NFL SEASON | 1ST WITH TEXANS | ACQUIRED: UFA-'18 (JAX)

2017 GP/GS (POST): 16/5 (3/0) | CAREER GP/GS (POST): 48/25 (3/0)

TEAMS: JAX 2014-17; HOU 2018



22

**TRANSACTIONS:** Selected by the Jacksonville Jaguars with the 14th pick in the fourth round (114th overall) of the 2014 NFL Draft...Signed by the Houston Texans as an unrestricted free agent on March 15, 2018.

## 2017 (Jacksonville 16/5, 3/0):

- ✦ Compiled 44 total tackles (37 solo), five passes defended and one fumble recovery in 16 games played
- ✦ Part of a Jacksonville secondary that ranked first in opponent completion percentage and opponent passing yards per game
- ✦ Notched a career-high 10 tackles at Pittsburgh (10/8) in Week 5
- ✦ Intercepted QB Tyrod Taylor in his first career playoff game vs. Buffalo (1/7) in 2018 Wild Card Round

## 2016 (Jacksonville 10/4):

- ✦ Recorded 22 total tackles (18 solo), two tackles for loss, 1.0 sack and one quarterback hit in 10 games
- ✦ Missed the first four games of the season on the Reserve/Suspended by the Commissioner list
- ✦ Made his season debut, posting five solo tackles, including one tackle for loss at Chicago (10/16) in Week 6
- ✦ Tallied three solo tackles vs. Oakland (10/23) in Week 7
- ✦ Started and made two total tackles (one solo) at Tennessee (10/17) in Week 8
- ✦ Made seven tackles (five solo) at Kansas City (11/6) in Week 9
- ✦ Registered a seven-yard sack vs. Houston (11/13) in Week 10
- ✦ Started and recorded two solo tackles before exiting the game with a concussion at Detroit (11/20) in Week 11
- ✦ Started before exiting the game with an injury at Houston (12/18) in Week 15

## 2015 (Jacksonville 16/15):

- ✦ Started in 15-of-16 games, totaling 73 tackles (60 solo), seven passes defended, six tackles for loss and 4.0 sacks
- ✦ His 4.0 sacks are the most by an NFL DB since Roman Harper's 7.5 sacks in 2011 and the most by a Jaguars DB since Aaron Beasley's 5.0 sacks in 2000 (Colvin's 4.0 sacks are the second-most by a Jaguars DB in franchise history)
- ✦ Made six total tackles (five solo) vs. Miami (9/20)
- ✦ Recorded six tackles (five solo), including two tackles for loss and his first career sack at Indianapolis (10/4)
- ✦ Tallied five tackles (five solo) and 1.0 sack at Tampa Bay (10/11)
- ✦ Made six tackles (six solo), including a sack-fumble that DE Chris Clemons returned for a touchdown vs. Buffalo (10/25)

- ✦ Made eight total tackles (four solo), including one tackle for loss at NYJ (11/8)
- ✦ Recorded seven tackles (seven solo), three passes defended and 1.0 sack vs. Tennessee (11/19)
- ✦ Made a season-high nine total tackles (five solo) at New Orleans (12/27)

## 2014 (Jacksonville 6/1):

- ✦ Saw action in six games as a rookie and totaled 25 tackles (21 solo), two passes defended, two quarterback hits and one fumble recovery
- ✦ Placed on the Reserve/Physically Unable to Perform list on Aug. 26 and was activated to 53-man roster on Nov. 11
- ✦ Made NFL debut and saw action at CB and on special teams at Indianapolis (11/23)
- ✦ Saw extensive action and scored a touchdown on a 41-yard fumble return in the fourth quarter, his first career score vs. NYG (11/30)
- ✦ Registered five tackles (four solo) and added one special teams tackle vs. Houston (12/7)
- ✦ Posted a career-high seven solo tackles and one pass defended vs. Tennessee (12/18)

## COLLEGE:

- ✦ Played four seasons (2010-13) at the University of Oklahoma in Norman, Okla.
- ✦ Recorded 234 total tackles (170 solo), 15 tackles for loss, 3.5 sacks, five interceptions, one forced fumble, three fumble recoveries and 23 passes defended in 50 career games (36 starts)
- ✦ Started 35 of his last 36 games for the Sooners
- ✦ Named a semifinalist for the Thorpe Award as a senior, given to the top defensive back in college football
- ✦ Named first-team All-Big 12 by the Associated Press, *San Antonio Express-News* and coaches
- ✦ Majored in communications

## PERSONAL:

- ✦ Son of Bryant and Lisa Colvin
- ✦ Attended Owasso (Okla.) High School
- ✦ Recorded 72 tackles, two interceptions, 10 passes defended and five touchdowns as a senior in 2009
- ✦ Named first-team All-State by both the *Tulsa World* and *The Oklahoman* as a senior

# VETERAN BIOS

## AARON COLVIN - NFL REGULAR SEASON STATISTICS

		TACKLES										INTERCEPTIONS						FUMBLES			ST					MISC		
DATE	TEAM	GP	GS	TK	S	A	TFL	YDS	SK	YDS	QBH	NO	YDS	LG	TD	PD	FF	FR	YDS	TK	S	A	FF	FR	S	A		
2014	Jaguars	6	1	25	21	4	0	0	0.0	0.0	2	0	0	0	0	2	0	1	41	2	2	0	0	0	0	0		
2015	Jaguars	16	15	73	60	13	6	30	4.0	40.0	4	0	0	0	0	7	1	0	0	0	0	0	0	0	0	0		
2016	Jaguars	10	4	22	18	4	2	8	1.0	7.0	1	0	0	0	0	0	0	0	0	0	0	0	0	0	0	0		
2017	Jaguars	16	5	44	37	7	4	10	0.0	0.0	1	0	0	0	0	5	0	1	0	1	1	0	0	0	0	0		
NFL TOTALS		48	25	164	136	28	12	48	5.0	47.0	8	0	0	0	0	14	1	2	41	3	3	0	0	0	0	0		

## AARON COLVIN - NFL POSTSEASON STATISTICS

		TACKLES										INTERCEPTIONS						FUMBLES			ST						MISC	
DATE	TEAM	GP	GS	TK	S	A	TFL	YDS	SK	YDS	QBH	NO	YDS	LG	TD	PD	FF	FR	YDS	TK	S	A	FF	FR	S	A		
2017	Jaguars	3	0	3	2	1	0	0	0.0	0.0	0	1	0	0	0	1	0	0	0	0	0	0	0	0	0	0		
NFL TOTALS		3	0	3	2	1	0	0	0.0	0.0	0	1	0	0	0	1	0	0	0	0	0	0	0	0	0	0		

## SINGLE-GAME HIGHS: DEFENSIVE

<b>Total Tackles</b>	10 at Pittsburgh Steelers, Oct 08, 2017	<b>Fumble Recoveries</b>	1 vs. Los Angeles Rams, Oct 15, 2017
<b>Sacks</b>	1.0 vs. Houston Texans, Nov 13, 2016		...1 more at 1.
	...4 more at 1.0.	<b>Tackles For Loss</b>	2 at Pittsburgh Steelers, Oct 08, 2017
<b>Passes Defensed</b>	3 vs. Tennessee Titans, Nov 19, 2015		...1 more at 2.
<b>Forced Fumbles</b>	1 vs. Buffalo Bills, Oct 25, 2015	<b>Special Teams Tackles</b>	1 vs. Seattle Seahawks, Dec 10, 2017
			...2 more at 1.

## SINGLE-GAME HIGHS - POSTSEASON: DEFENSIVE

<b>Total Tackles</b>	2 at Pittsburgh Steelers, Jan 14, 2018	<b>Interceptions</b>	1 vs. Buffalo Bills, Jan 07, 2018
<b>Passes Defensed</b>	1 vs. Buffalo Bills, Jan 07, 2018		

## 2017 GAME-BY-GAME REGULAR SEASON STATISTICS (JAGUARS)

				TACKLES							INTERCEPTIONS					FUMBLES			ST					MISC				
W	DATE	OPPONENT	P	TK	S	A	SK	YDS	TFL	YDS	QBH	NO	YDS	LG	TD	PD	FF	FR	YDS	TK	S	A	FF	FR	S	A	W/L	SCORE
01	09/10	at Texans	P	1	1	0	0.0	0.0	0	0	0	0	0	0	0	0	0	0	0	0	0	0	0	0	0	0	W	29-7
02	09/17	TITANS	P	3	3	0	0.0	0.0	0	0	0	0	0	0	0	0	0	0	0	0	0	0	0	0	0	0	L	16-37
03	09/24	RAVENS	P	1	1	0	0.0	0.0	0	0	0	0	0	0	0	1	0	0	0	0	0	0	0	0	0	0	W	44-7
04	10/01	at Jets	P	3	2	1	0.0	0.0	0	0	0	0	0	0	0	0	0	0	0	0	0	0	0	0	0	0	L	20-23+
05	10/08	at Steelers	P	10	9	1	0.0	0.0	2	2	0	0	0	0	0	0	0	0	0	0	0	0	0	0	0	0	W	30-9
06	10/15	RAMS	P	2	2	0	0.0	0.0	1	6	0	0	0	0	0	0	0	1	0	0	0	0	0	0	0	0	L	17-27
07	10/22	at Colts	S	2	1	1	0.0	0.0	0	0	0	0	0	0	0	0	0	0	0	0	0	0	0	0	0	0	W	27-0
09	11/05	BENGALS	P	1	1	0	0.0	0.0	0	0	0	0	0	0	0	0	0	0	0	0	0	0	0	0	0	0	W	23-7
10	11/12	CHARGERS	S	3	1	2	0.0	0.0	1	2	0	0	0	0	0	1	0	0	0	0	0	0	0	0	0	0	W	20-17+
11	11/19	at Browns	P	2	1	1	0.0	0.0	0	0	0	0	0	0	0	0	0	0	0	0	0	0	0	0	0	0	W	19-7
12	11/26	at Cardinals	S	1	1	0	0.0	0.0	0	0	0	0	0	0	0	2	0	0	0	0	0	0	0	0	0	0	L	24-27
13	12/03	COLTS	P	1	1	0	0.0	0.0	0	0	0	0	0	0	0	0	0	0	0	0	0	0	0	0	0	0	W	30-10
14	12/10	SEAHAWKS	P	6	6	0	0.0	0.0	0	0	0	0	0	0	0	0	0	0	0	0	1	1	0	0	0	0	W	30-24
15	12/17	TEXANS	S	3	2	1	0.0	0.0	0	0	0	0	0	0	0	1	0	0	0	0	0	0	0	0	0	0	W	45-7
16	12/24	at 49ers	S	3	3	0	0.0	0.0	0	0	1	0	0	0	0	0	0	0	0	0	0	0	0	0	0	0	L	33-44
17	12/31	at Titans	P	2	2	0	0.0	0.0	0	0	0	0	0	0	0	0	0	0	0	0	0	0	0	0	0	0	L	10-15
2017 TOTALS			16-5	44	37	7	0.0	0.0	4	10	1	0	0	0	0	5	0	1	0	1	1	0	0	0	0	0	10-6	

+ - Overtime



# VETERAN BIOS

## 2017 GAME-BY-GAME POSTSEASON STATISTICS (JAGUARS)

				TACKLES							INTERCEPTIONS					FUMBLES			ST					MISC					
W	DATE	OPPONENT		TK	S	A	SK	YDS	TFL	YDS	QBH	NO	YDS	LG	TD	PD	FF	FR	YDS	TK	S	A	FF	FR	S	A	W/L	SCORE	
01	01/07	BILLS	P	1	1	0	0.0	0.0	0	0	0	1	0	0	0	1	0	0	0	0	0	0	0	0	0	0	W	10-3	
02	01/14	at Steelers	P	2	1	1	0.0	0.0	0	0	0	0	0	0	0	0	0	0	0	0	0	0	0	0	0	W	45-42		
03	01/21	at Patriots	P	0	0	0	0.0	0.0	0	0	0	0	0	0	0	0	0	0	0	0	0	0	0	0	0	L	20-24		
2017 TOTALS				3-0	3	2	1	0.0	0.0	0	0	0	1	0	0	0	1	0	0	0	0	0	0	0	0	0	0	2-1	



# CHRISTIAN COVINGTON

DEFENSIVE END

6-2 | 305 | RICE

HOMETOWN: VANCOUVER, BC, CANADA | AGE: 24

4TH NFL SEASON | 4TH WITH TEXANS | ACQUIRED: D6B-'15

2017 GP/GS: 7/2 | CAREER GP/GS (POST): 38/7 (3/0)

TEAMS: HOU 2015-17



95

**TRANSACTIONS:** Selected by the Houston Texans with the 40th pick in the sixth round (216th overall) of the 2015 NFL Draft.

## 2017 (Houston 7/2):

- ✦ Compiled 16 total tackles (10 solo), two quarterback hits, 1.0 sack, one tackle for loss and one forced fumble in seven games played
- ✦ Recorded three combined tackles at Cincinnati (9/14)
- ✦ Produced three solo tackles and tallied his first sack of the season while forcing the first fumble of his career at New England (9/24)
- ✦ Tallied a pair of tackles vs. Tennessee (10/1)
- ✦ Made his first start of the season and produced two tackles and one tackle for loss vs. Cleveland (10/15)
- ✦ Started his second consecutive game and recorded one solo tackle and one quarterback hit at Seattle (10/29)
- ✦ Placed on the Reserve/Injured list on Oct. 31

## 2016 (Houston 16/5, 2/0):

- ✦ Posted 26 total tackles (16 solo), two tackles for loss, two quarterback hits, 1.0 sack and one pass defended in 16 games with five starts
- ✦ Notched two total tackles at New England (9/22) in Week 3
- ✦ Made his first career start and tallied one solo tackle vs. Tennessee (10/2) in Week 4
- ✦ Started at left defensive end and finished with a career-high five tackles (three solo) and his first tackle for loss of the season at Minnesota (10/9) in Week 5
- ✦ Logged three solo tackles at Jacksonville (11/13) in Week 10
- ✦ Started at defensive end and made one solo tackle and logged his first quarterback hit of the season at Green Bay (12/4) in Week 13
- ✦ Registered two tackles (one solo) and a quarterback hit at Indianapolis (12/11)
- ✦ Tied for second on the team with a career-high five tackles (four solo), while adding his first sack of the season and his first career pass defended at Tennessee (1/1/17) in Week 17
- ✦ Made one solo tackle vs. Oakland (1/7/17) in the AFC Wild Card round
- ✦ Recorded the first two postseason quarterback hits of his career and assisted on a tackle at New England (1/14/17) in the AFC Divisional round

## 2015 (Houston 15/0, 1/0):

- ✦ Compiled eight total tackles (five solo), 2.0 sacks, four

- quarterback hits and four tackles for loss as a rookie
- ✦ Made his NFL debut Week 1 vs. Kansas City (9/13) and played Week 2 at Carolina (9/20)
- ✦ Recorded his first career NFL tackle vs. Tampa Bay (9/27)
- ✦ Made a tackle for loss vs. Indianapolis (10/8)
- ✦ Tallied his first career quarterback hit at Jacksonville (10/18)
- ✦ Registered his first career sack when he brought down Bengals QB Andy Dalton for a 6-yard loss in the third quarter at Cincinnati (11/16)
- ✦ Inactive in Week 15 at Indianapolis (12/20)

## COLLEGE:

- ✦ Played three seasons (2012-14) at Rice University in Houston after redshirting the 2011 campaign
- ✦ Chose to enter NFL Draft after an injury-shortened 2014 campaign
- ✦ First Rice interior defensive lineman drafted since Cornelius Walker in 1976 (Kansas City, 3rd round, 59th overall selection)
- ✦ Saw his 2014 season come to an end after an injury at FIU resulted in knee surgery
- ✦ First-team All-C-USA pick by league coaches as well as Dave Campbell's Texas Football's All-Texas College second team in 2013
- ✦ Led team with career-high 11.5 tackles for loss among his 59 stops, including 4.0 sacks in 2013
- ✦ Named to USA Today's All-Bowl team for his efforts vs. Air Force in the Armed Forces Bowl in 2012
- ✦ Completed the 2012 season with 20 quarterback hurries, 43 tackles (25 solo), eight tackles for loss, 5.0 sacks, forced one fumble and one pass breakup
- ✦ Led C-USA freshmen and was tied for second nationally among first year players with 5.0 sacks in 2012
- ✦ Redshirted in 2011

## PERSONAL:

- ✦ Attended Vancouver (B.C., Canada) College Prep
- ✦ Provincial Defensive MVP while leading the Fighting Irish to the Provincial Championship and ranked as the top defensive lineman in Canada
- ✦ Credited with 83 tackles, including 15.0 sacks as a senior
- ✦ Had 276 total tackles and 38.0 sacks in his high school career
- ✦ Credited with four tackles in the 2010 National Underclassmen Combine All-World Gridiron Classic in Charleston, S.C.
- ✦ Father, Grover Covington, is the CFL all-time leader in career sacks with 157.0 and was inducted into the Canadian Football Hall of Fame in 2000

# VETERAN BIOS

## CHRISTIAN COVINGTON - NFL REGULAR SEASON STATISTICS

		TACKLES										INTERCEPTIONS					FUMBLES			ST					MISC		
DATE	TEAM	GP	GS	TK	S	A	TFL	YDS	SK	YDS	QBH	NO	YDS	LG	TD	PD	FF	FR	YDS	TK	S	A	FF	FR	S	A	
2015	Texans	15	0	8	5	3	4	25	2.0	24.0	4	0	0	0	0	0	0	0	0	0	0	0	0	0	0	0	
2016	Texans	16	5	26	16	10	2	5	1.0	2.0	2	0	0	0	0	1	0	0	0	0	0	0	0	0	0	0	
2017	Texans	7	2	16	10	6	1	9	1.0	12.0	2	0	0	0	0	0	1	0	0	0	0	0	0	0	0	0	
NFL TOTALS		38	7	50	31	19	7	39	4.0	38.0	8	0	0	0	0	1	1	0	0	0	0	0	0	0	0	0	

## CHRISTIAN COVINGTON - NFL POSTSEASON STATISTICS

		TACKLES										INTERCEPTIONS						FUMBLES			ST						MISC	
DATE	TEAM	GP	GS	TK	S	A	TFL	YDS	SK	YDS	QBH	NO	YDS	LG	TD	PD	FF	FR	YDS	TK	S	A	FF	FR	S	A		
2015	Texans	1	0	2	0	2	0	0	0.0	0.0	0	0	0	0	0	0	0	0	0	0	0	0	0	0	0	0		
2016	Texans	2	0	2	1	1	0	0	0.0	0.0	2	0	0	0	0	0	0	0	0	0	0	0	0	0	0	0		
NFL TOTALS		3	0	4	1	3	0	0	0.0	0.0	2	0	0	0	0	0	0	0	0	0	0	0	0	0	0	0		

## SINGLE-GAME HIGHS: DEFENSIVE

<b>Total Tackles</b>	5 at Tennessee Titans, Jan 01, 2017 ...1 more at 5.	<b>Forced Fumbles</b>	1 at New England Patriots, Sep 24, 2017
<b>Sacks</b>	1.0 at New England Patriots, Sep 24, 2017 ...3 more at 1.0.	<b>Tackles For Loss</b>	1 vs. Cleveland Browns, Oct 15, 2017 ...6 more at 1.
<b>Passes Defensed</b>	1 at Tennessee Titans, Jan 01, 2017		

## SINGLE-GAME HIGHS - POSTSEASON: DEFENSIVE

<b>Total Tackles</b>	2 vs. Kansas City Chiefs, Jan 09, 2016
----------------------	--

## 2017 GAME-BY-GAME REGULAR SEASON STATISTICS (TEXANS)

		TACKLES									INTERCEPTIONS					FUMBLES			ST					MISC				
W	DATE	OPPONENT	TK	S	A	SK	YDS	TFL	YDS	QBH	NO	YDS	LG	TD	PD	FF	FR	YDS	TK	S	A	FF	FR	S	A	W/L	SCORE	
01	09/10	JAGUARS	P	2	1	1	0.0	0.0	0	0	0	0	0	0	0	0	0	0	0	0	0	0	0	0	0	L	7-29	
02	09/14	at Bengals	P	3	1	2	0.0	0.0	0	0	0	0	0	0	0	0	0	0	0	0	0	0	0	0	0	W	13-9	
03	09/24	at Patriots	P	3	3	0	1.0	12.0	0	0	1	0	0	0	0	1	0	0	0	0	0	0	0	0	0	L	33-36	
04	10/01	TITANS	P	2	1	1	0.0	0.0	0	0	0	0	0	0	0	0	0	0	0	0	0	0	0	0	0	W	57-14	
05	10/08	CHIEFS	P	3	2	1	0.0	0.0	0	0	0	0	0	0	0	0	0	0	0	0	0	0	0	0	0	L	34-42	
06	10/15	BROWNS	S	2	1	1	0.0	0.0	1	9	0	0	0	0	0	0	0	0	0	0	0	0	0	0	0	W	33-17	
08	10/29	at Seahawks	S	1	1	0	0.0	0.0	0	0	1	0	0	0	0	0	0	0	0	0	0	0	0	0	0	L	38-41	
09	11/05	COLTS									INJURED RESERVE																L	14-20
10	11/12	at Rams									INJURED RESERVE																L	7-33
11	11/19	CARDINALS									INJURED RESERVE																W	31-21
12	11/27	at Ravens									INJURED RESERVE																L	16-23
13	12/03	at Titans									INJURED RESERVE																L	13-24
14	12/10	49ERS									INJURED RESERVE																L	16-26
15	12/17	at Jaguars									INJURED RESERVE																L	7-45
16	12/25	STEELERS									INJURED RESERVE																L	6-34
17	12/31	at Colts									INJURED RESERVE																L	13-22
2017 TOTALS			7-2	16	10	6	1.0	12.0	1	9	2	0	0	0	0	0	1	0	0	0	0	0	0	0	0	4-12		





# ZACH CUNNINGHAM

INSIDE LINEBACKER

6-3 | 235 | VANDERBILT

HOMETOWN: PINSON, ALA. | AGE: 23

2ND NFL SEASON | 2ND WITH TEXANS | ACQUIRED: D2-'17

2017 GP/GS: 16/13 | CAREER GP/GS: 16/13

TEAMS: HOU 2017



41

**TRANSACTIONS:** Selected by the Houston Texans with the 25th pick in the second round (57th overall) of the 2017 NFL Draft.

## 2017 (Houston 16/13):

- Finished second on the team with 82 total tackles (45 solo), six passes defended, five tackles for loss, two quarterback hits, 1.5 sacks and one forced fumble in 16 games played
- Finished tied for second among all NFL rookies in total tackles in 2017 and fourth in franchise history among rookies
- First player in franchise history to record 80 total tackles and eight special teams tackles in a single season
- Recorded four defensive tackles, a pass defended and a special teams stop in his NFL debut vs. Jacksonville (9/10)
- Made his first career start at the MIKE position and recorded four solo stops at Cincinnati (9/14)
- Started his second consecutive game at the MIKE linebacker position and recorded a team-high seven combined tackles at New England (9/24)
- Started his third consecutive game and produced two total tackles vs. Tennessee (10/1)
- Made nine combined tackles and added his first career forced fumble vs. Kansas City (10/8)
- Started at linebacker at made one solo stop with one pass defended vs. Cleveland (10/15)
- Made his sixth start of the season and produced five total tackles vs. Indianapolis (11/5)
- Started his fifth straight game and produced four total tackles with one special teams tackle vs. Arizona (11/19)
- Appeared in his 11th game of the season and produced four total tackles at Baltimore (11/27)
- Notched four total tackles while producing his first career quarterback hit, first two tackles for loss and first career sack at Tennessee (12/3)
- Posted nine tackles (six solo) and notched a quarterback hit, tackle for loss and 1.0 sack for consecutive weeks for the first time vs. San Francisco (12/10)
- Logged five tackles (four solo) and added one special teams tackle at Jacksonville (12/17)
- Notched 10 total tackles (seven solo), while recording a career-high three passes defended vs. Pittsburgh (12/25)
- Tallied a career-high 11 tackles at Indianapolis (12/31) and became the second rookie this season to post 10-or-more tackles in consecutive games

## COLLEGE:

- Played three seasons (2014-16) at Vanderbilt University in Nashville, Tenn. after redshirting the 2013 campaign
- Finished his Commodores career ranked third in program history with 39.5 tackles for loss and finished with 295 career tackles
- Earned coaches first-team All-SEC (2015-16)
- Named Associated Press First-Team All-SEC (2015-16)
- Swept first team All-America honors from every prestigious outlet, including Associated Press, Football Writers of America (FWAA), Walter Camp Foundation, American Football Coaches Association (AFCA), ESPN, Sports Illustrated, CBS Sports, The Sporting News and USA Today as a senior in 2016
- Became just the third player in Vanderbilt history to earn first team All-America honors from the Walter Camp Foundation
- Finished the regular season leading the SEC with 125 total tackles (9.6 per game), ranking sixth nationally in 2016
- Played in all 12 games and earning nine starts at inside linebacker as a redshirt sophomore
- Ranked among the league leaders in numerous statistical categories, including tackles for loss, solo tackles, total tackles, forced fumbles and fumble recoveries in 2015
- Compiled 67 total tackles (37 solo), 1.5 sacks, 6.5 tackles for loss and a forced fumble as a redshirt freshman in 2014
- Redshirted as a true freshman in 2013, participating as a scout team linebacker

## PERSONAL:

- Parents are Fred and Sophie Cunningham
- Attended Pinson (Ala.) Valley High School
- Senior captain and three-year starter at linebacker for the Indians
- Concluded his prep career by receiving Alabama 5A Lineman of the Year and Birmingham News' Lineman of the Year honors after 2012 campaign
- Amassed 448 total tackles during his three-year varsity career
- As a senior in 2012, earned first-team all-state after leading PVHS to an 8-4 record and the second round of the 5A playoffs
- Contributed 194 total tackles, including 41 tackles for loss and 12 sacks along with four blocked punts during the season
- Participated in postseason Semper Fidelis All-American Bowl
- As junior in 2011, earned all-state recognition after registering 152 tackles
- Dad works in landscaping
- Has four brothers: Frederick, Ethan, Nathan and Zapheth; and two sisters, Gabriel and Danica
- Enjoys playing the guitar
- Majored in economics while attending Vanderbilt

# VETERAN BIOS


## SINGLE-GAME HIGHS: DEFENSIVE

**Total Tackles** 11 at Indianapolis Colts, Dec 31, 2017  
**Sacks** 1.0 at Tennessee Titans, Dec 03, 2017  
**Passes Defensed** 3 vs. Pittsburgh Steelers, Dec 25, 2017

**Forced Fumbles** 1 vs. Kansas City Chiefs, Oct 08, 2017  
**Tackles For Loss** 2 at Tennessee Titans, Dec 03, 2017  
**Special Teams Tackles** 2 at Cincinnati Bengals, Sep 14, 2017

## 2017 GAME-BY-GAME REGULAR SEASON STATISTICS (TEXANS)

W	DATE	OPPONENT		TACKLES							INTERCEPTIONS					FUMBLES			ST					MISC			W/L	SCORE
				TK	S	A	SK	YDS	TFL	YDS	QBH	NO	YDS	LG	TD	PD	FF	FR	YDS	TK	S	A	FF	FR	S	A		
01	09/10	JAGUARS	P	4	0	4	0.0	0.0	0	0	0	0	0	0	0	1	0	0	0	1	1	0	0	0	0	0	L	7-29
02	09/14	at Bengals	S	4	4	0	0.0	0.0	0	0	0	0	0	0	0	0	0	0	0	2	0	2	0	0	0	0	W	13-9
03	09/24	at Patriots	S	7	3	4	0.0	0.0	0	0	0	0	0	0	0	0	0	0	0	0	0	0	0	0	0	0	L	33-36
04	10/01	TITANS	S	3	2	1	0.0	0.0	0	0	0	0	0	0	0	0	0	0	0	0	0	0	0	0	0	0	W	57-14
05	10/08	CHIEFS	P	9	4	5	0.0	0.0	0	0	0	0	0	0	0	0	1	0	0	0	0	0	0	0	0	0	L	34-42
06	10/15	BROWNS	S	1	1	0	0.0	0.0	0	0	0	0	0	0	0	1	0	0	0	0	0	0	0	0	0	0	W	33-17
08	10/29	at Seahawks	S	1	0	1	0.0	0.0	0	0	0	0	0	0	0	0	0	0	0	0	0	0	0	0	0	0	L	38-41
09	11/05	COLTS	S	5	2	3	0.0	0.0	0	0	0	0	0	0	0	0	0	0	0	1	0	1	0	0	0	0	L	14-20
10	11/12	at Rams	S	1	0	1	0.0	0.0	0	0	0	0	0	0	0	0	0	0	0	1	1	0	0	0	0	0	L	7-33
11	11/19	CARDINALS	S	4	2	2	0.0	0.0	0	0	0	0	0	0	0	0	0	0	0	1	0	1	0	0	0	0	W	31-21
12	11/27	at Ravens	P	4	3	1	0.0	0.0	0	0	0	0	0	0	0	0	0	0	0	0	0	0	0	0	0	0	L	16-23
13	12/03	at Titans	S	4	3	1	1.0	3.0	2	4	1	0	0	0	0	0	0	0	0	0	0	0	0	0	0	0	L	13-24
14	12/10	49ERS	S	9	6	3	0.5	4.5	1	3	1	0	0	0	0	1	0	0	0	0	0	0	0	0	0	0	L	16-26
15	12/17	at Jaguars	S	5	4	1	0.0	0.0	0	0	0	0	0	0	0	0	0	0	0	1	1	0	0	0	0	0	L	7-45
16	12/25	STEELERS	S	10	7	3	0.0	0.0	1	0	0	0	0	0	0	3	0	0	0	0	0	0	0	0	0	0	L	6-34
17	12/31	at Colts	S	11	4	7	0.0	0.0	1	1	0	0	0	0	0	0	0	0	0	1	0	1	0	0	0	0	L	13-22
2017 TOTALS				16-13	82	45	37	1.5	7.5	5	8	2	0	0	0	6	1	0	0	8	3	5	0	0	0	0	4-12	



# JULIÉN DAVENPORT

TACKLE

6-7 | 320 | BUCKNELL

HOMETOWN: PAULSBORO, N.J. | AGE: 23

2ND NFL SEASON | 2ND WITH TEXANS | ACQUIRED: D4A-'17

2017 GP/GS: 11/4 | CAREER GP/GS: 11/4

TEAMS: HOU 2017



70

**TRANSACTIONS:** Selected by the Houston Texans with the 24th pick in the fourth round (130th overall) of the 2017 NFL Draft.

## 2017 (Houston (11/4):

- Started in his first career game played at Cincinnati (9/14)
- Appeared in relief duty vs. Tennessee (10/1) and paved the way for a 173-yard rushing performance, 445 yards of total offense, six offensive touchdowns and a franchise-record 57 points
- Contributed extensively on special teams vs. Kansas City (10/8)
- Appeared in relief duty on the offensive line and on special teams vs. Cleveland (10/15)
- Played on the offensive line and on special teams and helped block for 500-plus yards of offense and 38 points at Seattle (10/29)
- Started at left tackle vs. Indianapolis (11/5)
- Started and paved the way for a season-high 176 rushing yards vs. Pittsburgh (12/25)
- Started at left tackle at Indianapolis (12/31)

## COLLEGE:

- Played four seasons (2013-16) at Bucknell University in Lewisburg, Pa.
- Became the seventh player from Bucknell ever selected in the NFL Draft and first since Sam Havrilak in 1969
- A two-year team captain for the Bison
- The only member of Bucknell's senior class to start all 44 games from 2013-16
- AFCA First Team All-America (2016)
- Associated Press First Team All-America (2016)
- STATS First Team All-America (2016)
- Walter Camp First Team All-America (2016)
- Second-team STATS FCS All-America (2015)
- First-team All-Patriot League (2014-16)
- Second-team All-Patriot League (2013)

- Preseason All-Patriot League (2014-16)
- Started all 11 games at left tackle as a senior in 2016
- Earned 2016 first-team All-America honors from four organizations (AFCA, Associated Press, STATS, Walter Camp) as a senior
- Two-time team captain
- 2016 first-team All-Patriot League selection
- Started all 11 games at left tackle as a junior in 2015
- 2015 first-team All-Patriot League selection
- Became the first Bison offensive lineman to be named first-team All-Patriot League in back-to-back years since Lucas Carlaw in 1998 and 1999
- Anchored the left tackle spot in all 11 games for the Bison as a sophomore in 2014
- Earned first-team All-Patriot League honors as a sophomore in 2014
- Earned starting spot at left tackle during preseason camp and started all 11 games as a true freshman in 2013
- Named second-team All-Patriot League as a true freshman in 2013

## PERSONAL:

- Attended Paulsboro (N.J.) High School
- A captain and all-conference selection in both football and basketball for the Red Raiders
- Named an All-South Jersey selection in football and All-Group 1 selection in basketball
- Son of Anthony Davenport and Leslie Showell
- Has five siblings: Ernest, Anthony, Kim, Katirah and Nyla
- Cousin, Michael Kidd-Gilchrist, was a member of Kentucky's 2012 NCAA Champion men's basketball team and currently plays in the NBA
- Native of Camden, N.J.
- Majored in political science while attending Bucknell



# VETERAN BIOS

## 2017 GAME-BY-GAME REGULAR SEASON STATISTICS (TEXANS)

W	DATE	OPPONENT	P/S		W/L	SCORE
01	09/10	JAGUARS		INACTIVE	L	7-29
02	09/14	at Bengals	S		W	13-9
03	09/24	at Patriots	P		L	33-36
04	10/01	TITANS	P		W	57-14
05	10/08	CHIEFS	P		L	34-42
06	10/15	BROWNS	P		W	33-17
08	10/29	at Seahawks	P		L	38-41
09	11/05	COLTS	S		L	14-20
10	11/12	at Rams	P		L	7-33
11	11/19	CARDINALS		INACTIVE	W	31-21
12	11/27	at Ravens		INACTIVE	L	16-23
13	12/03	at Titans		INACTIVE	L	13-24
14	12/10	49ERS		INACTIVE	L	16-26
15	12/17	at Jaguars	P		L	7-45
16	12/25	STEELERS	S		L	6-34
17	12/31	at Colts	S		L	13-22
2017 TOTALS			11-4		4-12	



# TRESTON DECOUD

SAFETY

6-2 | 205 | OREGON STATE

HOMETOWN: COVINGTON, LA. | AGE: 24

2ND NFL SEASON | 2ND WITH TEXANS | ACQUIRED: D5-'17

2017 GP/GS: 10/0 | CAREER GP/GS: 10/0

TEAMS: HOU 2017



31

**TRANSACTIONS:** Selected by the Houston Texans with the 25th pick in the fifth round (169th overall) of the 2017 NFL Draft.

## 2017 (Houston 10/0):

- Recorded seven total tackles (six solo), one pass defended and one fumble recovery in 10 games
- Played on special teams and defense and recorded his first two career tackles vs. Cleveland (10/15)
- Notched his first career pass defended vs. Arizona (11/19)
- Recovered a fumble on a punt return to retain possession for Houston at Baltimore (11/27)
- Finished with a career-high three total tackles vs. Pittsburgh (12/25)
- Produced two solo tackles at Indianapolis (12/31)

## COLLEGE:

- Played two seasons (2015-16) at Oregon State University in Corvallis, Ore. after one season at Northwest Mississippi Community College in Senatobia, Miss. (2014) and one season at Chadron (Neb.) State College (2013)
- Redshirted the 2012 campaign at Chadron State
- Briefly transferred to Nicholls State University in Thibodaux, La. in 2014 to be close to his mother, Chandrika, when she was diagnosed with cancer
- Left Nicholls State and enrolled at Northwest Mississippi Community College when he was not granted immediate eligibility by the NCAA
- Made 21 career starts in his two seasons at Oregon State

- Selected to play in the 2017 East-West Shrine Game
- Participated in the 2017 NFL Combine
- Started all 12 games at cornerback for the Beavers as a senior in 2016
- Finished the year sixth on the team with 58 total tackles and tied for the team-lead with 10 pass breakups
- Named Pac-12 All-Conference honorable mention as a senior in 2016
- Played in 10 games and made nine starts in 2015
- Named first-team All-America at Northwest Mississippi Community College in 2014 after making 38 tackles, a team-high six interceptions (third in the nation) and seven pass breakups
- Played the 2013 campaign at Chadron State as a redshirt freshman

## PERSONAL:

- Attended Lakeshore High School in Mandeville, La.
- Named all-district as a senior after recording 23 receptions at wide receiver and 56 total tackles on defense
- Earned all-district honors at four different positions during his prep career
- Qualified for the state track & field championships as a sprinter as a junior and senior
- Son of Darryl Batiste and Chandrika Decoud
- Cousin, Thomas Decoud, was a third-round draft pick of the Atlanta Falcons in 2008 and played seven seasons in the NFL with the Falcons and Carolina Panthers
- Lists Cardinals S Tyrann Mathieu as his favorite athlete
- Majored in liberal studies while attending Oregon State

## SINGLE-GAME HIGHS: DEFENSIVE

**Total Tackles** 3 vs. Pittsburgh Steelers, Dec 25, 2017  
**Passes Defensed** 1 vs. Arizona Cardinals, Nov 19, 2017

**Special Teams Fumble Recoveries** 1 at Baltimore Ravens, Nov 27, 2017

# VETERAN BIOS

## 2017 GAME-BY-GAME REGULAR SEASON STATISTICS (TEXANS)

W	DATE	OPPONENT		TACKLES							INTERCEPTIONS					FUMBLES			ST					MISC			W/L	SCORE
				TK	S	A	SK	YDS	TFL	YDS	QBH	NO	YDS	LG	TD	PD	FF	FR	YDS	TK	S	A	FF	FR	S	A		
01	09/10	JAGUARS										INACTIVE															L	7-29
02	09/14	at Bengals	P	0	0	0	0.0	0.0	0	0	0	0	0	0	0	0	0	0	0	0	0	0	0	0	0	0	W	13-9
03	09/24	at Patriots	P	0	0	0	0.0	0.0	0	0	0	0	0	0	0	0	0	0	0	0	0	0	0	0	0	0	L	33-36
04	10/01	TITANS	P	0	0	0	0.0	0.0	0	0	0	0	0	0	0	0	0	0	0	0	0	0	0	0	0	0	W	57-14
05	10/08	CHIEFS										INACTIVE															L	34-42
06	10/15	BROWNS	P	2	2	0	0.0	0.0	0	0	0	0	0	0	0	0	0	0	0	0	0	0	0	0	0	0	W	33-17
08	10/29	at Seahawks										ACTIVE, DID NOT PLAY															L	38-41
09	11/05	COLTS										INACTIVE															L	14-20
10	11/12	at Rams										INACTIVE															L	7-33
11	11/19	CARDINALS	P	0	0	0	0.0	0.0	0	0	0	0	0	0	0	1	0	0	0	0	0	0	0	0	0	0	W	31-21
12	11/27	at Ravens	P	0	0	0	0.0	0.0	0	0	0	0	0	0	0	0	0	0	0	0	0	0	0	1	0	0	L	16-23
13	12/03	at Titans	P	0	0	0	0.0	0.0	0	0	0	0	0	0	0	0	0	0	0	0	0	0	0	0	0	0	L	13-24
14	12/10	49ERS	P	0	0	0	0.0	0.0	0	0	0	0	0	0	0	0	0	0	0	0	0	0	0	0	0	0	L	16-26
15	12/17	at Jaguars										INACTIVE															L	7-45
16	12/25	STEELERS	P	3	2	1	0.0	0.0	0	0	0	0	0	0	0	0	0	0	0	0	0	0	0	0	0	0	L	6-34
17	12/31	at Colts	P	2	2	0	0.0	0.0	0	0	0	0	0	0	0	0	0	0	0	0	0	0	0	0	0	0	L	13-22
2017 TOTALS		10-0		7	6	1	0.0	0.0	0	0	0	0	0	0	0	1	0	0	0	0	0	0	0	1	0	0	4-12	





# KURTIS DRUMMOND

**SAFETY**

**6-1 | 200 | MICHIGAN STATE**

**HOMETOWN: MASURY, OHIO | AGE: 26**

**4TH NFL SEASON | 4TH WITH TEXANS | ACQUIRED: CFA-'15**

**2017 GP/GS: 15/0 | CAREER GP/GS (POST): 24/0 (1/0)**

**TEAMS: HOU 2015-17**



**23**

**TRANSACTIONS:** Signed by the Houston Texans as a college free agent on May 8, 2015...Waived by the Texans on Sept. 5, 2015...Signed to the Texans practice squad on Sept. 8, 2015...Signed to the Texans active roster on Oct. 27, 2015...Waived by Houston on Oct. 4, 2017...Signed to the Texans practice squad on Oct. 6, 2017...Signed to the Texans active roster on Oct. 14, 2017.

## 2017 (Houston 15/0):

- Led the team with 11 total special teams tackles (eight solo), which tied him for 19th-most in the NFL
- Appeared in the team's first four games extensively on special teams, leading the team with five special teams tackles
- Made a career-high four total tackles and recorded the first sack of his career vs. Cleveland (10/15)
- Made one special teams tackle at Seattle (10/29)
- Notched a special teams tackle vs. Indianapolis (11/5)
- Tallied three solo tackles to notch a career-high seven defensive tackles on the season and recorded a special teams tackle on a fake punt to give the Texans the ball back on downs at the Los Angeles Rams (11/12)
- Produced a pair of special teams tackles vs. Arizona (11/19)
- Recorded his team-leading 11th special teams tackle, a career-high, at Jacksonville (12/17)

## 2016 (Houston 0/0, 0/0):

- Placed on the Reserve/Injured list on Aug. 30

## 2015 (Houston 9/0, 1/0):

- Signed to the Texans active roster on Oct. 27
- Forced a fumble on Titans RB Bishop Sankey on a kickoff return in the second quarter. S Eddie Pleasant recovered the fumble on the Titans 24-yard line (11/1)

## COLLEGE:

- Played four seasons (2011-14) at Michigan State University in East Lansing, Mich. after redshirting the 2010 campaign
- Four-year letter winner who recorded 233 career tackles in 52 games
- 2014 first-team All-America (FWAA, Phil Steele)
- 2014 Big Ten Defensive Back Of The Year
- 2014 first-team All-Big Ten (Coaches, Media, BTN.COM, Athlon Sports, Phil Steele)
- Two-time first-team All-Big Ten (2013-14)
- Finished his career by starting in 34 consecutive games at free safety

- Ranked among MSU's all-time leaders in interceptions (tied for seventh with 12), passes defended (11th with 33) and interception return yards (12th with 148)
- Compiled 14 tackles for loss (60 yards), three forced fumbles and two fumble recoveries
- Recorded 19 tackles in four career bowl games and helped lead the Spartans to a 4-0 record in bowl games during his career
- Led team in tackles (72), interceptions (four) and passes defended (15) in 2014
- Ranked second on the team with a career-high 91 tackles, including 3.5 tackles for loss in 2013
- Had four pass breakups, two interceptions, a forced fumble and a fumble recovery in 13 games (seven starts) at free safety 2012
- Played in 12 games to earn his first letter in 2011

## PERSONAL:

- Three-year starter for Coach Brian Hoffman at Hubbard (Ohio) High School
- Ranked among the nation's top safeties by Scout.com (No. 69) and listed among the country's top athletes by Scouts, Inc. (No. 83)
- Named to SuperPrep's and PrepStar's All-Midwest Teams
- Ranked among Ohio's top 50 seniors by Rivals.com (No. 44) and Scout.com (No. 47)
- Had 24 receptions for 489 yards (20.4 avg.) and three touchdowns as a senior
- Registered 75 tackles (46 solo, 29 assists) as a senior, including 4.0 sacks
- Also credited with three passes defended and two forced fumbles in 2009
- Returned 12 punts for 110 yards (9.2 avg.) and five kickoffs for 86 yards (17.2 avg)
- Averaged 35.0 yards on 27 punts as a senior
- Caught 16 passes for 281 yards (17.6 avg.) and four touchdowns as a junior
- Made 49 tackles (29 solo, 20 assists) in 2008, including 2.0 sacks
- Also recorded three interceptions (62 yards) and 11 passes defended as a junior
- Earned Associated Press Division II All-Ohio Special Mention honors in basketball in 2008-09, playing for Coach Rick Fox
- Averaged 17.1 points for the Eagles his senior year to garner Associated Press All-Northeast Inland Division II Third-Team honors
- Earned his bachelor's degree in psychology from MSU in December 2014

# VETERAN BIOS

## KURTIS DRUMMOND - NFL REGULAR SEASON STATISTICS

		TACKLES										INTERCEPTIONS						FUMBLES			ST					MISC	
DATE	TEAM	GP	GS	TK	S	A	TFL	YDS	SK	YDS	QBH	NO	YDS	LG	TD	PD	FF	FR	YDS	TK	S	A	FF	FR	S	A	
2015	Texans	9	0	4	4	0	0	0	0.0	0.0	0	0	0	0	0	0	0	0	0	10	8	2	1	0	0	0	
2017	Texans	15	0	9	8	1	1	9	1.0	9.0	1	0	0	0	0	0	0	0	0	11	8	3	0	0	0	0	
NFL TOTALS		24	0	13	12	1	1	9	1.0	9.0	1	0	0	0	0	0	0	0	0	21	16	5	1	0	0	0	

## KURTIS DRUMMOND - NFL POSTSEASON STATISTICS

DATE TEAM	GP	GS	TK	S	A	TACKLES					QBH	INTERCEPTIONS					FUMBLES			ST					MISC	
						TFL	YDS	SK	YDS	NO		YDS	LG	TD	PD	FF	FR	YDS	TK	S	A	FF	FR	S	A	
2015 Texans	1	0	0	0	0	0	0	0	0.0	0.0	0	0	0	0	0	0	0	0	0	1	0	1	0	0	0	0
NFL TOTALS	1	0	0	0	0	0	0	0	0.0	0.0	0	0	0	0	0	0	0	0	0	1	0	1	0	0	0	0

## SINGLE-GAME HIGHS: DEFENSIVE

<b>Total Tackles</b>	4 vs. Cleveland Browns, Oct 15, 2017	<b>Special Teams Tackles</b>	3 at Cincinnati Bengals, Sep 14, 2017
<b>Sacks</b>	1.0 vs. Cleveland Browns, Oct 15, 2017		...1 more at 3.
<b>Tackles For Loss</b>	1 vs. Cleveland Browns, Oct 15, 2017	<b>Special Teams Forced Fumbles</b>	1 vs. Tennessee Titans, Nov 01, 2015

## SINGLE-GAME HIGHS - POSTSEASON: DEFENSIVE

<b>Special Teams Tackles</b>	1 vs. Kansas City Chiefs, Jan 09, 2016
------------------------------	--

## 2017 GAME-BY-GAME REGULAR SEASON STATISTICS (TEXANS)

			TACKLES								INTERCEPTIONS						FUMBLES			ST					MISC					
W	DATE	OPPONENT	TK	S	A	SK	YDS	TFL	YDS	QBH	NO	YDS	LG	TD	PD	FF	FR	YDS	TK	S	A	FF	FR	S	A	W/L	SCORE			
01	09/10	JAGUARS	P	0	0	0	0.0	0.0	0	0	0	0	0	0	0	0	0	0	0	0	0	0	0	0	0	L	7-29			
02	09/14	at Bengals	P	0	0	0	0.0	0.0	0	0	0	0	0	0	0	0	0	0	0	3	1	2	0	0	0	0	W	13-9		
03	09/24	at Patriots	P	0	0	0	0.0	0.0	0	0	0	0	0	0	0	0	0	0	0	2	2	0	0	0	0	0	L	33-36		
04	10/01	TITANS	P	0	0	0	0.0	0.0	0	0	0	0	0	0	0	0	0	0	0	0	0	0	0	0	0	W	57-14			
05	10/08	CHIEFS		PRACTICE SQUAD																									L	34-42
06	10/15	BROWNS	P	4	4	0	1.0	9.0	1	9	1	0	0	0	0	0	0	0	0	1	1	0	0	0	0	0	W	33-17		
08	10/29	at Seahawks	P	0	0	0	0.0	0.0	0	0	0	0	0	0	0	0	0	0	0	1	0	1	0	0	0	0	L	38-41		
09	11/05	COLTS	P	0	0	0	0.0	0.0	0	0	0	0	0	0	0	0	0	0	0	1	1	0	0	0	0	0	L	14-20		
10	11/12	at Rams	P	3	3	0	0.0	0.0	0	0	0	0	0	0	0	0	0	0	0	0	0	0	0	0	0	0	L	7-33		
11	11/19	CARDINALS	P	0	0	0	0.0	0.0	0	0	0	0	0	0	0	0	0	0	0	2	2	0	0	0	0	0	W	31-21		
12	11/27	at Ravens	P	0	0	0	0.0	0.0	0	0	0	0	0	0	0	0	0	0	0	0	0	0	0	0	0	0	L	16-23		
13	12/03	at Titans	P	0	0	0	0.0	0.0	0	0	0	0	0	0	0	0	0	0	0	0	0	0	0	0	0	0	L	13-24		
14	12/10	49ERS	P	0	0	0	0.0	0.0	0	0	0	0	0	0	0	0	0	0	0	0	0	0	0	0	0	0	L	16-26		
15	12/17	at Jaguars	P	0	0	0	0.0	0.0	0	0	0	0	0	0	0	0	0	0	0	1	1	0	0	0	0	0	L	7-45		
16	12/25	STEELERS	P	1	1	0	0.0	0.0	0	0	0	0	0	0	0	0	0	0	0	0	0	0	0	0	0	0	L	6-34		
17	12/31	at Colts	P	1	0	1	0.0	0.0	0	0	0	0	0	0	0	0	0	0	0	0	0	0	0	0	0	0	L	13-22		
2017 TOTALS			15-0	9	8	1	1.0	9.0	1	9	1	0	0	0	0	0	0	0	0	11	8	3	0	0	0	0	4-12			



# BRANDON DUNN

NOSE TACKLE

6-2 | 310 | LOUISVILLE

HOMETOWN: LOUISVILLE, KY. | AGE: 25

3RD NFL SEASON | 3RD WITH TEXANS | ACQUIRED: FA-'15

2017 GP/GS: 16/8 | CAREER GP/GS (POST): 33/8 (1/0)

TEAMS: CHI 2014-15; HOU 2015-17



92

**TRANSACTIONS:** Signed by the Chicago Bears as a college free agent on May 11, 2014...Waived by the Bears on Aug. 30, 2014...Signed to the Bears practice squad on Sept. 1, 2014...Signed to the Bears active roster on Nov. 26, 2014...Waived by the Bears on Sept. 5, 2015...Signed to the Bears practice squad on Sept. 8, 2015...Signed to the Bears active roster on Sept. 19, 2015...Waived by the Bears on Oct. 3, 2015...Signed to the Bears practice squad on Oct. 6, 2015...Signed to the Houston Texans active roster on Oct. 13, 2015...Waived by the Texans on Sept. 3, 2016...Signed to the Texans practice squad on Sept. 5, 2016...Signed to the Texans active roster on Oct. 5, 2016...Waived by the Texans on Oct. 13, 2016...Signed to the Texans practice squad on Oct. 15...Signed to the Texans active roster on Oct. 19, 2016...Waived by the Texans on Nov. 26, 2016...Signed to the Texans practice squad on Nov. 29, 2016...Signed by the Texans on Jan. 16, 2017.

## 2017 (Houston 16/8):

- Recorded 26 total tackles (17 solo), three tackles for loss, two quarterback hits and one fumble recovery in a career-high 16 games played
- Tied a career high with three total tackles and notched the first tackle for loss of his career vs. Jacksonville (9/10)
- Recorded two assisted tackles and the first fumble recovery of his career vs. Tennessee (10/1)
- Made one tackle and recorded the first quarterback hit of his career vs. Cleveland (10/15)
- Started his first career game at nose tackle at Seattle (10/29)
- Started his second-consecutive game and recorded three total tackles and a quarterback hit vs. Indianapolis (11/5)
- Made one tackle in his fourth consecutive start vs. Arizona (11/19)
- Finished with a career-high four total tackles and had multiple tackles for loss in a game for the first time in his career at Baltimore (11/27)
- Posted two solo stops while making his fifth start of the season vs. San Francisco (12/10)
- Produced three total tackles at Jacksonville (12/17)
- Tied his career high of four total tackles (two solo) at Indianapolis (12/31)

## 2016 (Houston 2/0, 0/0):

- Spent Weeks 1-4, Week 6, Weeks 13-17 and the postseason on

the Texans practice squad

- Inactive for Week 5 at Minnesota (10/9)
- Was active for the first time and contributed the first three solo tackles of his season at Denver (10/24) in Week 7
- Inactive for Week 8 vs. Detroit (10/30)
- Played but did not record any statistics at Jacksonville (11/13) in Week 10
- Inactive for Week 11 at Oakland (11/21)

## 2015 (Chicago 1/0; Houston 11/0, 1/0):

- Played in a combined total of 12 games for Chicago and Houston and recorded nine total tackles, including five solo stops
- Played in one game for Chicago where he recorded two total tackles (one solo) vs. Arizona (9/20)
- Signed to the Texans active roster on Oct. 13
- Played in his first game for the Texans at Jacksonville (10/18)
- Notched two total tackles at Buffalo (12/6)
- Registered one solo tackle in the AFC Wild Card Game vs. Kansas City (1/9/16)

## 2014 (Chicago 3/0):

- Made his NFL debut against Detroit (11/27)
- Made one solo tackle and had one pass defended vs. Detroit (12/21)

## COLLEGE:

- Played four seasons (2010-13) at the University of Louisville (Ky.)
- Played in 49 games for the Cardinals, starting 30
- Recorded career totals of 101 tackles, 3.0 sacks, two fumble recoveries and two passes defended

## PERSONAL:

- Attended Pleasure Ridge Park High School in Louisville, Ky.
- Three-year starter and team captain for the Panthers
- Named the team's Most Valuable Player and best offensive lineman in 2009
- Also named the team's top defensive lineman in 2008
- Recorded 65 total tackles and 16.0 sacks as a senior, including 30 solo tackles
- Recorded 50 total tackles and 16.0 sacks his junior year



# VETERAN BIOS

## BRANDON DUNN - NFL REGULAR SEASON STATISTICS

DATE	TEAM	GP	GS	TK	S	A	TACKLES				QBH	INTERCEPTIONS					FUMBLES			ST					MISC	
							TFL	YDS	SK	YDS		NO	YDS	LG	TD	PD	FF	FR	YDS	TK	S	A	FF	FR	S	A
2014	Bears	3	0	1	1	0	0	0	0.0	0.0	0	0	0	0	0	1	0	0	0	0	0	0	0	0	0	0
2015	Bears	1	0	2	1	1	0	0	0.0	0.0	0	0	0	0	0	0	0	0	0	0	0	0	0	0	0	0
2015	Texans	11	0	7	4	3	0	0	0.0	0.0	0	0	0	0	0	0	0	0	0	0	0	0	0	0	0	0
2016	Texans	2	0	3	3	0	0	0	0.0	0.0	0	0	0	0	0	0	0	0	0	0	0	0	0	0	0	0
2017	Texans	16	8	26	17	9	3	5	0.0	0.0	2	0	0	0	0	0	0	1	0	0	0	0	0	0	0	0
NFL TOTALS		33	8	39	26	13	3	5	0.0	0.0	2	0	0	0	0	1	0	1	0	0	0	0	0	0	0	0

## BRANDON DUNN - NFL POSTSEASON STATISTICS

DATE	TEAM	GP	GS	TK	S	A	TACKLES				QBH	INTERCEPTIONS					FUMBLES			ST					MISC	
							TFL	YDS	SK	YDS		NO	YDS	LG	TD	PD	FF	FR	YDS	TK	S	A	FF	FR	S	A
2015	Texans	1	0	1	1	0	0	0	0.0	0.0	0	0	0	0	0	0	0	0	0	0	0	0	0	0	0	0
NFL TOTALS		1	0	1	1	0	0	0	0.0	0.0	0	0	0	0	0	0	0	0	0	0	0	0	0	0	0	0

## SINGLE-GAME HIGHS: DEFENSIVE

**Total Tackles** 4 at Indianapolis Colts, Dec 31, 2017  
...1 more at 4.

**Fumble Recoveries**  
**Tackles For Loss**

1 vs. Tennessee Titans, Oct 01, 2017  
2 at Baltimore Ravens, Nov 27, 2017

**Passes Defensed** 1 vs. Detroit Lions, Dec 21, 2014

## SINGLE-GAME HIGHS - POSTSEASON: DEFENSIVE

**Total Tackles** 1 vs. Kansas City Chiefs, Jan 09, 2016

## 2017 GAME-BY-GAME REGULAR SEASON STATISTICS (TEXANS)

W	DATE	OPPONENT		TACKLES							INTERCEPTIONS					FUMBLES			ST					MISC		W/L	SCORE
				TK	S	A	SK	YDS	TFL	YDS	QBH	NO	YDS	LG	TD	PD	FF	FR	YDS	TK	S	A	FF	FR	S	A	
01	09/10	JAGUARS	P	3	3	0	0.0	0.0	1	1	0	0	0	0	0	0	0	0	0	0	0	0	0	0	0	L	7-29
02	09/14	at Bengals	P	0	0	0	0.0	0.0	0	0	0	0	0	0	0	0	0	0	0	0	0	0	0	0	0	W	13-9
03	09/24	at Patriots	P	0	0	0	0.0	0.0	0	0	0	0	0	0	0	0	0	0	0	0	0	0	0	0	0	L	33-36
04	10/01	TITANS	P	2	0	2	0.0	0.0	0	0	0	0	0	0	0	0	1	0	0	0	0	0	0	0	0	W	57-14
05	10/08	CHIEFS	P	3	3	0	0.0	0.0	0	0	0	0	0	0	0	0	0	0	0	0	0	0	0	0	0	L	34-42
06	10/15	BROWNS	P	1	0	1	0.0	0.0	0	0	1	0	0	0	0	0	0	0	0	0	0	0	0	0	0	W	33-17
08	10/29	at Seahawks	S	0	0	0	0.0	0.0	0	0	0	0	0	0	0	0	0	0	0	0	0	0	0	0	0	L	38-41
09	11/05	COLTS	S	3	2	1	0.0	0.0	0	0	1	0	0	0	0	0	0	0	0	0	0	0	0	0	0	L	14-20
10	11/12	at Rams	S	0	0	0	0.0	0.0	0	0	0	0	0	0	0	0	0	0	0	0	0	0	0	0	0	L	7-33
11	11/19	CARDINALS	S	1	1	0	0.0	0.0	0	0	0	0	0	0	0	0	0	0	0	0	0	0	0	0	0	W	31-21
12	11/27	at Ravens	P	4	2	2	0.0	0.0	2	4	0	0	0	0	0	0	0	0	0	0	0	0	0	0	0	L	16-23
13	12/03	at Titans	P	0	0	0	0.0	0.0	0	0	0	0	0	0	0	0	0	0	0	0	0	0	0	0	0	L	13-24
14	12/10	49ERS	S	2	2	0	0.0	0.0	0	0	0	0	0	0	0	0	0	0	0	0	0	0	0	0	0	L	16-26
15	12/17	at Jaguars	S	3	2	1	0.0	0.0	0	0	0	0	0	0	0	0	0	0	0	0	0	0	0	0	0	L	7-45
16	12/25	STEELERS	S	0	0	0	0.0	0.0	0	0	0	0	0	0	0	0	0	0	0	0	0	0	0	0	0	L	6-34
17	12/31	at Colts	S	4	2	2	0.0	0.0	0	0	0	0	0	0	0	0	0	0	0	0	0	0	0	0	0	L	13-22
2017 TOTALS				16-8	26	17	9	0.0	0.0	3	5	2	0	0	0	0	0	1	0	0	0	0	0	0	0	0	4-12



# BRUCE ELLINGTON

WIDE RECEIVER

5-9 | 200 | SOUTH CAROLINA

HOMETOWN: MONCK'S CORNER, S.C. | AGE: 26

5TH NFL SEASON | 2ND WITH TEXANS | ACQUIRED: FA-'17

2017 GP/GS: 11/6 | CAREER GP/GS: 37/6

TEAMS: SF 2014-15; HOU 2017



12

**TRANSACTIONS:** Selected by the San Francisco 49ers with the sixth pick in the fourth round (106th overall) of the 2014 NFL Draft...Waived by the 49ers on Aug. 3, 2017...Claimed off waivers by the New York Jets on Aug. 4, 2017...Waived by the Jets on Aug. 7, 2017...Signed by the Houston Texans on Aug. 11, 2017.

## 2017 (Houston 11/6):

- Set single-season career highs in receptions (29), receiving yards (330) and tied his career high in touchdowns (two) in 11 games
- Started his first career game and caught four passes for 59 yards with a 29-yard touchdown reception at New England (9/24)
- Started his second consecutive game and caught three passes for 44 yards, including a season-long 35-yard gain, and added one rush for 13 yards, totaling 57 yards of offense vs. Tennessee (10/1)
- Started his third-consecutive game and hauled in two passes for 30 yards vs. Kansas City (10/8)
- Totaled three receptions for 22 yards vs. Indianapolis (11/5)
- Notched four receptions for 41 yards and one touchdown at the Los Angeles Rams (11/12)
- Produced career highs in both receptions (six) and receiving yards (63) while adding five rushing yards and nine punt return yards vs. Arizona (11/19)

## 2016 (San Francisco 0/0):

- Placed on the Reserve/Injured list on Aug. 30

## 2015 (San Francisco 13/0):

- Appeared in 13 games and caught 13 passes for 153 yards on the season
- Notched season-totals of 19 punt returns for 137 yards and had 26 kickoff returns for 665 yards
- Recorded a career-long 40-yard kickoff return at Chicago (12/6)
- Ran back a punt for a career-long 36-yards at Cleveland (12/13)
- Registered 40 receiving yards at Detroit (12/27)

## 2014 (San Francisco 13/0):

- Played in 13 games and caught six passes for 62 yards with two touchdowns while adding six rushing attempts for 28 yards and one score on the ground
- Returned 23 punts for 188 yards and 24 kickoffs for 614 yards on the season
- Recorded his first career touchdown on a 20-yard reception at Denver (10/19)
- Produced an eight-yard touchdown reception and added a one-yard touchdown run vs. SD (12/20)

## COLLEGE:

- Played three seasons (2011-13) at the University of South Carolina in Columbia, S.C.
- Recorded career statistics of 106 receptions for 1,685 yards and 16 touchdowns
- Added 43 career kickoff returns for 977 yards, averaging 22.7 yards per return
- Led the team with 49 receptions for 775 yards and eight touchdowns in 2013
- Named first-team All-SEC and was an Academic All-SEC selection as a junior
- Originally committed to South Carolina on a basketball scholarship, playing in 80 games with 66 starts while averaging 11.2 points per game over four seasons
- Started all 30 basketball games as a freshman en route to earning All-SEC Freshman Team honors
- Joined the football team prior to his sophomore year and played three seasons as both a football and basketball player

## PERSONAL:

- Attended Berkeley High School in Moncks Corner, S.C.
- Led his high school to the Division II-AA state championship in 2009 as a quarterback, recording 191 rushing yards and four scores in the state title game win
- Consensus four-star recruit as a basketball player, ranking as the No. 56 overall prospect and the No. 12 point guard in the country by Scout.com as a senior
- Cousin of RB Andre Ellington
- Has one brother, Ashley

# VETERAN BIOS

## BRUCE ELLINGTON - NFL REGULAR SEASON STATISTICS

DATE TEAM	GP	GS	RECEIVING					RUSHING				
			NO.	YDS	AVG	LG	TD	NO.	YDS.	AVG.	LG	TD
2014 49ers	13	0	6	62	10.3	20t	2	6	28	4.7	15	1
2015 49ers	13	0	13	153	11.8	44	0	1	7	7.0	7	0
2017 Texans	11	6	29	330	11.4	35	2	3	17	5.7	13	0
<b>NFL TOTALS</b>	<b>37</b>	<b>6</b>	<b>48</b>	<b>545</b>	<b>11.4</b>	<b>44</b>	<b>4</b>	<b>10</b>	<b>52</b>	<b>5.2</b>	<b>15</b>	<b>1</b>

## BRUCE ELLINGTON - NFL REGULAR SEASON RETURN STATISTICS

DATE TEAM	RET.	KICKOFF RETURNS					PUNT RETURNS				
		YDS.	AVG.	LG	TD	NO.	FC	YDS	AVG	LG	TD
2014 49ers	24	614	25.6	38	0	23	12	188	8.2	23	0
2015 49ers	26	665	25.6	40	0	19	17	137	7.2	36	0
2017 Texans	0	0	0.0	0	0	5	4	47	9.4	21	0
<b>NFL TOTALS</b>	<b>50</b>	<b>1,279</b>	<b>25.6</b>	<b>40</b>	<b>0</b>	<b>47</b>	<b>33</b>	<b>372</b>	<b>7.9</b>	<b>36</b>	<b>0</b>

## SINGLE-GAME HIGHS: RUSHING/RECEIVING

**Rush Attempts** 3 vs. Los Angeles Chargers, Dec 20, 2014  
**Rushing Yards** 15 vs. Philadelphia Eagles, Sep 28, 2014  
**Longest Runs** 15 vs. Philadelphia Eagles, Sep 28, 2014  
**Rushing TDs** 1 vs. Los Angeles Chargers, Dec 20, 2014  
**Receptions** 6 vs. Arizona Cardinals, Nov 19, 2017  
**Receiving Yards** 63 vs. Arizona Cardinals, Nov 19, 2017  
**Longest Receptions** 44 vs. Los Angeles Rams, Jan 03, 2016  
**Receiving TDs** 1 at Los Angeles Rams, Nov 12, 2017  
 ...3 more at 1.  
**All-purpose yards** 125 vs. Los Angeles Chargers, Dec 20, 2014

**Kickoff Returns** 4 at Chicago Bears, Dec 06, 2015  
 ...3 more at 4.  
**Kickoff Return Yards** 108 vs. Kansas City Chiefs, Oct 05, 2014  
**Longest Kickoff Return** 40 at Chicago Bears, Dec 06, 2015  
**Fair Catches** 5 vs. Atlanta Falcons, Nov 08, 2015  
**Punt Return Yards** 40 vs. Cincinnati Bengals, Dec 20, 2015  
**Longest Punt Return** 36 at Cleveland Browns, Dec 13, 2015  
**Punt Returns** 6 vs. Cincinnati Bengals, Dec 20, 2015  
**Special Teams Tackles** 1 vs. Atlanta Falcons, Nov 08, 2015  
**Most TDs** 2 vs. Los Angeles Chargers, Dec 20, 2014

## 2017 GAME-BY-GAME REGULAR SEASON STATISTICS (TEXANS)

W	DATE	OPPONENT	P/S	RECEIVING				RUSHING				W/L	SCORE
				NO	YDS	LG	TD	ATT	YDS	LG	TD		
01	09/10	JAGUARS	P	0	0	0	0	0	0	0	0	L	7-29
02	09/14	at Bengals					INACTIVE				W	13-9	
03	09/24	at Patriots	S	4	59	29t	1	1	-1	-1	0	L	33-36
04	10/01	TITANS	S	3	44	35	0	1	13	13	0	W	57-14
05	10/08	CHIEFS	S	2	30	22	0	0	0	0	0	L	34-42
06	10/15	BROWNS	P	2	22	16	0	0	0	0	0	W	33-17
08	10/29	at Seahawks	S	1	13	13	0	0	0	0	0	L	38-41
09	11/05	COLTS	P	3	22	13	0	0	0	0	0	L	14-20
10	11/12	at Rams	P	4	41	26t	1	0	0	0	0	L	7-33
11	11/19	CARDINALS	S	6	63	25	0	1	5	5	0	W	31-21
12	11/27	at Ravens	P	3	29	29	0	0	0	0	0	L	16-23
13	12/03	at Titans	S	1	7	7	0	0	0	0	0	L	13-24
14	12/10	49ERS					INJURED RESERVE				L	16-26	
15	12/17	at Jaguars					INJURED RESERVE				L	7-45	
16	12/25	STEELERS					INJURED RESERVE				L	6-34	
17	12/31	at Colts					INJURED RESERVE				L	13-22	
2017 TOTALS			11-6	29	330	35	2	3	17	13	0	4-12	



# VETERAN BIOS

## 2017 GAME-BY-GAME REGULAR SEASON STATISTICS (TEXANS)

W	DATE	OPPONENT	P/S	KICKOFF RETURNS					PUNT RETURNS					TD	W/L	SCORE
				RET	YDS	AVG	LG	TD	NO	FC	YDS	AVG	LG			
01	09/10	JAGUARS	P	0	0	0.0	0	0	0	0	0	0.0	0	0	L	7-29
02	09/14	at Bengals							INACTIVE						W	13-9
03	09/24	at Patriots	S	0	0	0.0	0	0	0	0	0	0.0	0	0	L	33-36
04	10/01	TITANS	S	0	0	0.0	0	0	0	0	0	0.0	0	0	W	57-14
05	10/08	CHIEFS	S	0	0	0.0	0	0	0	0	0	0.0	0	0	L	34-42
06	10/15	BROWNS	P	0	0	0.0	0	0	0	0	0	0.0	0	0	W	33-17
08	10/29	at Seahawks	S	0	0	0.0	0	0	0	0	0	0.0	0	0	L	38-41
09	11/05	COLTS	P	0	0	0.0	0	0	0	0	0	0.0	0	0	L	14-20
10	11/12	at Rams	P	0	0	0.0	0	0	1	0	17	17.0	17	0	L	7-33
11	11/19	CARDINALS	S	0	0	0.0	0	0	3	1	9	3.0	9	0	W	31-21
12	11/27	at Ravens	P	0	0	0.0	0	0	1	3	21	21.0	21	0	L	16-23
13	12/03	at Titans	S	0	0	0.0	0	0	0	0	0	0.0	0	0	L	13-24
14	12/10	49ERS							INJURED RESERVE						L	16-26
15	12/17	at Jaguars							INJURED RESERVE						L	7-45
16	12/25	STEELERS							INJURED RESERVE						L	6-34
17	12/31	at Colts							INJURED RESERVE						L	13-22
2017 TOTALS			11-6	0	0	0.0	0	0	5	4	47	9.4	21	0	4-12	



# TYLER ERVIN

## RUNNING BACK

5-10 | 185 | SAN JOSE STATE

HOMETOWN: SAN BERNARDINO, CALIF. | AGE: 24

3RD NFL SEASON | 3RD WITH TEXANS | ACQUIRED: 04-'16

2017 GP/GS: 4/0 | CAREER GP/GS (POST): 16/0 (2/0)

TEAMS: HOU 2016-17



21

**TRANSACTIONS:** Selected by the Houston Texans with the 21st pick in the fourth round (119th overall) of the 2016 NFL Draft.

### 2017 (Houston 4/0):

- ✦ Compiled 12 yards rushing on four carries and caught eight passes for 38 yards in four games played
- ✦ Also returned eight punts for 60 yards, averaging 7.5 yards per return and returned five kickoffs for 93 yards
- ✦ Recorded career highs with three rushing attempts, eight rushing yards, four receptions, 18 receiving yards and 26 yards of offense vs. Jacksonville (9/10)
- ✦ Placed on the Reserve/Injured list on Oct. 4

### 2016 (Houston 12/0, 2/0):

- ✦ Finished eighth in the NFL and third in the AFC in punt return average (9.7) among qualified players
- ✦ Made his NFL debut as the primary punt and kick returner in the season opener vs. Chicago (9/11)
- ✦ Returned three kickoffs for 73 yards, averaging 24.3 yards per return and returned three punts for 29 yards vs. Chicago (9/11)
- ✦ Racked up 110 total all-purpose yards on offense (eight yards) and special teams (102 yards) vs. Chicago (9/11)
- ✦ Returned one kickoff for 28 yards and two punts for 17 yards, including a 16-yard return, vs. Tennessee (10/2) in Week 4
- ✦ Finished with two kickoff returns for 53 yards, including a Texans season-long 33-yard return, and two punt returns for 33 yards at Minnesota (10/9) in Week 5
- ✦ Notched two punt returns for 23 yards, including a 17-yard return in overtime that sparked the Texans' game-winning drive, vs. Indianapolis (10/16) in Week 6
- ✦ Matched a season high with four punt returns for 32 yards (8.0 avg.), including a 15-yard long, vs. Detroit (10/30)
- ✦ Logged a career-long 57-yard punt return to the Jaguars' 7-yard line in the third quarter, which led to a touchdown on the following play, at Jacksonville (11/13) in Week 10
- ✦ Inactive for Weeks 12-14 with an injury
- ✦ Active but did not play in Week 15 vs. Jacksonville (12/18)
- ✦ Returned four punts for 32 yards (8.0 avg.) vs. Cincinnati (12/24) in Week 16
- ✦ Logged one kick return for 14 yards and four punt returns for 37

yards, including a Texans postseason-long 16-yard return, vs. Oakland (1/7/17) in the AFC Wild Card round

### COLLEGE:

- ✦ Played four seasons (2011-12; 14-15) at San Jose (Calif.) State University
- ✦ Redshirted the 2013 campaign due to injury
- ✦ Received Athlon Sports Second-Team All-America, SI.com honorable mention All-America and two all-conference honors during his career
- ✦ Played running back, slot receiver, return specialist, cornerback and special teams defender for the Spartans
- ✦ Scored touchdowns rushing, receiving, on kickoff returns and on punt returns during his college career
- ✦ 47 games played and 24 starts
- ✦ San Jose State career record holder for all-purpose yardage (6,146), kickoff return yardage (2,374), kickoffs returned (101), kickoff returns for a touchdown (three) and combined punt and kickoffs returned for touchdowns (five), most touchdowns of 80 yards or more (six) and most touchdowns of 70 yards or more (eight)
- ✦ Shares the school single-season record for kickoff returns for a touchdown (two)
- ✦ Second on the school's list for career rushing yardage (2,803)
- ✦ Honored in 2012 and 2015 on National Student-Athlete Day by the National Consortium for Academics & Sports

### PERSONAL:

- ✦ A two-time, first-team, all-purpose, All-C.I.F. back from Colton (Calif.) High School
- ✦ An All-C.I.F. defensive back after compiling 24 pass breakups and two interceptions in 2009
- ✦ A 2010 All-C.I.F. running back who rushed for 2,848 yards, averaged 7.3 yards carry and scored 26 touchdowns in two seasons
- ✦ Return specialist who averaged 11.5 yards per punt return and 25.6 yards per kickoff return
- ✦ Majored in communication studies
- ✦ Studied to earn his California real estate license in February 2016

# VETERAN BIOS

## TYLER ERVIN - NFL REGULAR SEASON STATISTICS

DATE TEAM	GP	GS	RUSHING					RECEIVING				
			NO.	YDS.	AVG.	LG	TD	NO.	YDS	AVG	LG	TD
2016 Texans	12	0	1	3	3.0	3	0	3	18	6.0	9	0
2017 Texans	4	0	4	12	3.0	6	0	8	38	4.8	7	0
<b>NFL TOTALS</b>	<b>16</b>	<b>0</b>	<b>5</b>	<b>15</b>	<b>3.0</b>	<b>6</b>	<b>0</b>	<b>11</b>	<b>56</b>	<b>5.1</b>	<b>9</b>	<b>0</b>

## TYLER ERVIN - NFL POSTSEASON STATISTICS

DATE TEAM	GP	GS	RUSHING					RECEIVING				
			NO.	YDS.	AVG.	LG	TD	NO.	YDS	AVG	LG	TD
2016 Texans	2	0	0	0	0.0	0	0	0	0	0.0	0	0
<b>NFL TOTALS</b>	<b>2</b>	<b>0</b>	<b>0</b>	<b>0</b>	<b>0.0</b>	<b>0</b>	<b>0</b>	<b>0</b>	<b>0</b>	<b>0.0</b>	<b>0</b>	<b>0</b>

## TYLER ERVIN - NFL REGULAR SEASON RETURN STATISTICS

DATE TEAM	RET.	KICKOFF RETURNS					PUNT RETURNS				
		YDS.	AVG.	LG	TD	NO.	FC	YDS	AVG	LG	TD
2016 Texans	14	263	18.8	33	0	27	23	261	9.7	57	0
2017 Texans	5	93	18.6	24	0	8	4	60	7.5	21	0
<b>NFL TOTALS</b>	<b>19</b>	<b>356</b>	<b>18.7</b>	<b>33</b>	<b>0</b>	<b>35</b>	<b>27</b>	<b>321</b>	<b>9.2</b>	<b>57</b>	<b>0</b>

## TYLER ERVIN - NFL POSTSEASON RETURN STATISTICS

DATE TEAM	RET.	KICKOFF RETURNS					PUNT RETURNS				
		YDS.	AVG.	LG	TD	NO.	FC	YDS	AVG	LG	TD
2016 Texans	1	14	14.0	14	0	4	2	23	5.8	16	0
<b>NFL TOTALS</b>	<b>1</b>	<b>14</b>	<b>14.0</b>	<b>14</b>	<b>0</b>	<b>4</b>	<b>2</b>	<b>23</b>	<b>5.8</b>	<b>16</b>	<b>0</b>

## SINGLE-GAME HIGHS: RUSHING/RECEIVING

**Rush Attempts** 3 vs. Jacksonville Jaguars, Sep 10, 2017  
**Rushing Yards** 8 vs. Jacksonville Jaguars, Sep 10, 2017  
**Longest Runs** 6 vs. Jacksonville Jaguars, Sep 10, 2017  
**Receptions** 4 vs. Jacksonville Jaguars, Sep 10, 2017  
**Receiving Yards** 18 vs. Jacksonville Jaguars, Sep 10, 2017  
**Longest Receptions** 9 at Denver Broncos, Oct 24, 2016  
**All-purpose yards** 110 vs. Chicago Bears, Sep 11, 2016  
**Kickoff Returns** 3 at New England Patriots, Sep 24, 2017  
 ...1 more at 3.

**Kickoff Return Yards** 73 vs. Chicago Bears, Sep 11, 2016  
**Longest Kickoff Return** 33 at Minnesota Vikings, Oct 09, 2016  
**Fair Catches** 5 at New England Patriots, Sep 22, 2016  
**Punt Return Yards** 57 at Jacksonville Jaguars, Nov 13, 2016  
**Longest Punt Return** 57 at Jacksonville Jaguars, Nov 13, 2016  
**Punt Returns** 4 vs. Cincinnati Bengals, Dec 24, 2016  
 ...2 more at 4.  
**Special Teams Tackles** 1 at New England Patriots, Sep 24, 2017  
 ...3 more at 1.

## SINGLE-GAME HIGHS - POSTSEASON: RUSHING/RECEIVING

**All-purpose yards** 37 vs. Oakland Raiders, Jan 07, 2017  
**Kickoff Returns** 1 vs. Oakland Raiders, Jan 07, 2017  
**Kickoff Return Yards** 14 vs. Oakland Raiders, Jan 07, 2017  
**Longest Kickoff Return** 14 vs. Oakland Raiders, Jan 07, 2017

**Fair Catches** 1 at New England Patriots, Jan 14, 2017  
 ...1 more at 1.  
**Punt Return Yards** 23 vs. Oakland Raiders, Jan 07, 2017  
**Longest Punt Return** 16 vs. Oakland Raiders, Jan 07, 2017  
**Punt Returns** 4 vs. Oakland Raiders, Jan 07, 2017



# VETERAN BIOS

## 2017 GAME-BY-GAME REGULAR SEASON STATISTICS (TEXANS)

2017 GAME BY GAME REGULAR SEASON STATISTICS (TEXANS)													
W	DATE	OPPONENT	P/S	RUSHING				RECEIVING				W/L	SCORE
				ATT	YDS	LG	TD	NO	YDS	LG	TD		
01	09/10	JAGUARS	P	3	8	6	0	4	18	6	0	L	7-29
02	09/14	at Bengals	P	0	0	0	0	3	16	7	0	W	13-9
03	09/24	at Patriots	P	1	4	4	0	1	4	4	0	L	33-36
04	10/01	TITANS	P	0	0	0	0	0	0	0	0	W	57-14
05	10/08	CHIEFS					INJURED RESERVE					L	34-42
06	10/15	BROWNS					INJURED RESERVE					W	33-17
08	10/29	at Seahawks					INJURED RESERVE					L	38-41
09	11/05	COLTS					INJURED RESERVE					L	14-20
10	11/12	at Rams					INJURED RESERVE					L	7-33
11	11/19	CARDINALS					INJURED RESERVE					W	31-21
12	11/27	at Ravens					INJURED RESERVE					L	16-23
13	12/03	at Titans					INJURED RESERVE					L	13-24
14	12/10	49ERS					INJURED RESERVE					L	16-26
15	12/17	at Jaguars					INJURED RESERVE					L	7-45
16	12/25	STEELERS					INJURED RESERVE					L	6-34
17	12/31	at Colts					INJURED RESERVE					L	13-22
2017 TOTALS			4-0	4	12	6	0	8	38	7	0	4-12	

## 2017 GAME-BY-GAME REGULAR SEASON STATISTICS (TEXANS)

2017 GAME BY GAME REGULAR SEASON STATISTICS (TEXANS)																
W	DATE	OPPONENT	P/S	KICKOFF RETURNS					PUNT RETURNS					TD	W/L	SCORE
				RET	YDS	AVG	LG	TD	NO	FC	YDS	AVG	LG			
01	09/10	JAGUARS	P	1	24	24.0	24	0	1	1	21	21.0	21	0	L	7-29
02	09/14	at Bengals	P	1	17	17.0	17	0	3	2	15	5.0	7	0	W	13-9
03	09/24	at Patriots	P	3	52	17.3	22	0	3	1	20	6.7	9	0	L	33-36
04	10/01	TITANS	P	0	0	0.0	0	0	1	0	4	4.0	4	0	W	57-14
05	10/08	CHIEFS													L	34-42
06	10/15	BROWNS													W	33-17
08	10/29	at Seahawks													L	38-41
09	11/05	COLTS													L	14-20
10	11/12	at Rams													L	7-33
11	11/19	CARDINALS													W	31-21
12	11/27	at Ravens													L	16-23
13	12/03	at Titans													L	13-24
14	12/10	49ERS													L	16-26
15	12/17	at Jaguars													L	7-45
16	12/25	STEELERS													L	6-34
17	12/31	at Colts													L	13-22
2017 TOTALS			4-0	5	93	18.6	24	0	8	4	60	7.5	21	0	4-12	



# KA'IMI FAIRBAIRN

KICKER

6-0 | 190 | UCLA

HOMETOWN: KAILUA, HAWAII | AGE: 24

3RD NFL SEASON | 3RD WITH TEXANS | ACQUIRED: CFA-'16

2017 GP/GS: 16/0 | CAREER GP/GS: 16/0

TEAMS: HOU 2016-17



7

**TRANSACTIONS:** Signed by the Houston Texans as a college free agent on May 5, 2016.

## 2017 (Houston 16/0):

- ✦ Made 11 straight field goal attempts to start the 2017 season, the most consecutive field goals made to start a Texans career in franchise history
- ✦ Recorded 49 touchbacks, which is a single-season franchise record and tied for the seventh-most touchbacks in the NFL in 2017
- ✦ Produced 92 points, which is the most by a first-year player in Texans history and the third-most by a rookie in 2017
- ✦ Added one extra point while recording touchbacks on both his kicks in his NFL debut vs. Jacksonville (9/10)
- ✦ Attempted and made his first two career field goals while accounting for over half of the team's points at Cincinnati (9/14)
- ✦ Converted all four field goals and three extra point attempts to produce 15 points at New England (9/24).
- ✦ Tallied three field goal conversions and six extra points to produce 15 total points of offense for the second consecutive week vs. Tennessee (10/1)
- ✦ Converted his tenth-consecutive field goal attempt and recorded touchbacks on all six of his kickoffs vs. Cleveland (10/15)
- ✦ Extended his franchise record by converting his 11th straight kick to start his Texans career at Seattle (10/29)
- ✦ Converted both extra point attempts and produced two touchbacks on kickoffs vs. Indianapolis (11/5)
- ✦ Made all four extra point attempts, added one field goal and booted two kickoffs for touchbacks vs. Arizona (11/19)
- ✦ Scored 10 total points on three made field goal attempts and one extra point conversion at Baltimore (11/27)
- ✦ Converted two field goal attempts, added one point after attempt and recorded touchbacks on all four kickoffs at Tennessee (12/3)
- ✦ Connected on a career-long 55-yard field goal and added an extra point vs. San Francisco (12/10)
- ✦ Launched a 52-yard field goal, converted on another kick and added on successfully extra point try at Indianapolis (12/31)

## 2016 (Houston 0/0, 0/0):

- ✦ Placed on the Reserve/Injured List on Aug. 30

## COLLEGE:

- ✦ Played four seasons (2012-15) at the University of California, Los Angeles
- ✦ Lou Groza Award winner in 2015
- ✦ Became the all-time leading scorer for the Pac-12 Conference and UCLA during the 2015 season
- ✦ A consensus first-team All-America selection (AP, FWAA, AFCA, Walter Camp, SI.com) following his senior season
- ✦ Finished his career by connecting on 41 straight field goal attempts from 35 yards and in
- ✦ Tied a UCLA record by connecting on a 60-yard field goal in 2015
- ✦ Handled all of the Bruins' placekicking chores in his four seasons with the program
- ✦ Added kickoff duty in years two, three and four
- ✦ First Bruin to score more than 100 points in four straight seasons

## PERSONAL:

- ✦ Full name is John Christian Ka'iminoeauloameka'ikeokekumupa'a Fairbairn
- ✦ Attended Punahou School in Honolulu
- ✦ Name is pronounced Ka'imi (Kuh-EE-me) Fairbairn (Fair-Bairn)
- ✦ Two-star recruit according to Rivals.com and Scout.com
- ✦ As a senior, put 95 percent of his kickoffs into the end zone, and hit 13-of-18 field goal tries, including one from 55 yards
- ✦ Named first-team all-state as a senior and junior and to the All-ILH Division Team
- ✦ Earned second-team all-state honors as a sophomore
- ✦ Three-year winner of the Special Team MVP Award
- ✦ Also played soccer (central defender) for coach Dave Trifonovitch
- ✦ Named first-team all-state as a senior and junior for the two-time state champs
- ✦ ILH Defensive Player of the Year his last two seasons.
- ✦ Born in Kailua, Hawaii
- ✦ Parents are John and Rochelle Fairbairn
- ✦ Has one younger brother, Kona, and one younger sister, Kiara
- ✦ Earned a spot on the UCLA Athletic Director's Honor Roll in Fall 2012, Spring 2015
- ✦ Hobbies include playing golf

# VETERAN BIOS

## KA'IMI FAIRBAIRN - NFL REGULAR SEASON STATISTICS

DATE TEAM	GP	FGM	FGA	PCT.	LG	XP	XPA	PCT.	BLK	PTS
2016 Texans	0	0	0	0.0	0	0	0	0.0	0	0
2017 Texans	16	20	25	80.0	55	32	35	91.4	0	92
<b>NFL TOTALS</b>	<b>16</b>	<b>20</b>	<b>25</b>	<b>80.0</b>	<b>55</b>	<b>32</b>	<b>35</b>	<b>91.4</b>	<b>0</b>	<b>92</b>

## REGULAR SEASON FIELD-GOAL ACCURACY

DATE TEAM	1-19	PCT.	20-29	PCT.	30-39	PCT.	40-49	PCT.	50+	PCT.
2016 Texans	0-0	0.0	0-0	0.0	0-0	0.0	0-0	0.0	0-0	0.0
2017 Texans	0-0	0.0	3-4	75.0	8-10	80.0	6-7	85.7	3-4	75.0
<b>NFL TOTALS</b>	<b>0-0</b>	<b>0.0</b>	<b>3-4</b>	<b>75.0</b>	<b>8-10</b>	<b>80.0</b>	<b>6-7</b>	<b>85.7</b>	<b>3-4</b>	<b>75.0</b>

## SINGLE-GAME HIGHS: KICKER

<b>Field Goals Made</b>	4 at New England Patriots, Sep 24, 2017	<b>PAT Attempts</b>	7 vs. Tennessee Titans, Oct 01, 2017
<b>Field Goal Attempts</b>	4 at Tennessee Titans, Dec 03, 2017 ...1 more at 4.	<b>Points</b>	15 vs. Tennessee Titans, Oct 01, 2017 ...1 more at 15.
<b>Longest Field Goals Made</b>	55 vs. San Francisco 49ers, Dec 10, 2017	<b>Special Teams Tackles</b>	1 vs. Tennessee Titans, Oct 01, 2017
<b>PATs Made</b>	6 vs. Tennessee Titans, Oct 01, 2017		

## 2017 GAME-BY-GAME REGULAR SEASON STATISTICS (TEXANS)

W	DATE	OPPONENT	P	FIELD GOALS				EXTRA POINTS				PTS	W/L	SCORE
				FGM	FGA	PCT	LG	XP	XPA	PCT	BLK			
01	09/10	JAGUARS	P	0	0	0.0	0	1	1	100.0	0	1	L	7-29
02	09/14	at Bengals	P	2	2	100.0	42	1	1	100.0	0	7	W	13-9
03	09/24	at Patriots	P	4	4	100.0	40	3	3	100.0	0	15	L	33-36
04	10/01	TITANS	P	3	3	100.0	50	6	7	85.7	0	15	W	57-14
05	10/08	CHIEFS	P	0	0	0.0	0	2	2	100.0	0	2	L	34-42
06	10/15	BROWNS	P	1	1	100.0	40	2	3	66.7	0	5	W	33-17
08	10/29	at Seahawks	P	1	1	100.0	31	5	5	100.0	0	8	L	38-41
09	11/05	COLTS	P	0	1	0.0	0	2	2	100.0	0	2	L	14-20
10	11/12	at Rams	P	0	1	0.0	0	1	1	100.0	0	1	L	7-33
11	11/19	CARDINALS	P	1	1	100.0	34	4	4	100.0	0	7	W	31-21
12	11/27	at Ravens	P	3	3	100.0	37	1	1	100.0	0	10	L	16-23
13	12/03	at Titans	P	2	4	50.0	42	1	1	100.0	0	7	L	13-24
14	12/10	49ERS	P	1	2	50.0	55	1	2	50.0	0	4	L	16-26
15	12/17	at Jaguars	P	0	0	0.0	0	1	1	100.0	0	1	L	7-45
16	12/25	STEELERS	P	0	0	0.0	0	0	0	0.0	0	0	L	6-34
17	12/31	at Colts	P	2	2	100.0	52	1	1	100.0	0	7	L	13-22
<b>2017 TOTALS</b>				<b>16</b>	<b>20</b>	<b>80.0</b>	<b>55</b>	<b>32</b>	<b>35</b>	<b>91.4</b>	<b>0</b>	<b>92</b>	<b>4-12</b>	





# D'ONTA FOREMAN

**RUNNING BACK**

**6-1 | 235 | TEXAS**

**HOMETOWN: TEXAS CITY, TEXAS | AGE: 22**

**2ND NFL SEASON | 2ND WITH TEXANS | ACQUIRED: D3-'17**

**2017 GP/GS: 10/1 | CAREER GP/GS: 10/1**

**TEAMS: HOU 2017**



**27**

**TRANSACTIONS:** Selected by the Houston Texans with the 25th pick in the third round (89th overall) of the 2017 NFL Draft.

## 2017 (Houston 10/1):

- Rushed for 327 yards and two touchdowns on 78 carries, adding six receptions for 83 yards in 10 games played as a rookie
- Recorded one carry for four yards in his NFL debut vs. Jacksonville (9/10)
- Carried 12 times for 40 yards and had a nine-yard rush at Cincinnati (9/14)
- Tallied eight rushing attempts for 25 yards and two receptions for 65 yards, totalling a team-high 90 yards of offense at New England (9/24)
- Recorded a career-high 13 rushing attempts for 45 yards with a 16-yard rush vs. Tennessee (10/1)
- Produced 34 rushing yards on four carries, including a 25-yard rush vs. Kansas City (10/8)
- Registered 59 rushing yards, including a career-long 39-yard rush, on 12 carries vs. Cleveland (10/15)
- Recorded a team-high 11 carries for 37 yards vs. Indianapolis (11/5)
- Made the first start of his NFL career and recorded seven rushes for 18 yards at the Los Angeles Rams (11/12)
- Tallied a career-high 65 rushing yards and scored the first two touchdowns of his NFL career vs. Arizona (11/19). Added a career-most three receptions for 15 yards to finish the game with 13 offensive touches for 80 yards and two touchdowns including a 34-yard touchdown run to seal the 31-21 victory late in the fourth quarter
- Placed on the Reserve/Injured list on Nov. 22

## COLLEGE:

- Played three seasons (2014-16) at the University of Texas at Austin
- Played in 28 career games with 10 starts, all coming in 2016
- Rushed for 2,782 yards in his career (ninth-most in school history) and 20 touchdowns
- Posted 15 career 100-yard rushing games, including a school-record 13 straight to end his Longhorns' career
- Was a 2016 consensus All-American, making him the first UT running back to earn those honors since Ricky Williams in 1998
- Also a finalist for the Earl Campbell Tyler Rose Award
- Finished eighth in Heisman Trophy voting in 2016
- Doak Walker Award (2016)
- Earl Campbell Tyler Rose Award (2016)
- First-team All-American by the Associated Press, Sporting News, Football Writers Association of America, American Football

Coaches Association, ESPN.com, Sports Illustrated, FOX Sports, CBS Sports, Phil Steele and USA Today (2016)

- Walter Camp Football Foundation second-team All-American (2016)
- Heisman Trophy Candidate (8th - 2016)
- Recipient of the 2016 Doak Walker Award
- Named a consensus first-team All-American in 2016, making him the first UT running back to earn that distinction since Ricky Williams in 1998
- Named a unanimous first-team All-Big 12 selection at running back by both the Big 12 Conference head coaches and the Associated Press in 2016
- His 2,028 rushing yards in 2016 were second-most in school history and among the top 20 for most in a single-season in NCAA history
- Finished eighth in the Big 12 and led the team in rushing yards (681), while ranking seventh in the league in 100-yard games (four) as a sophomore in 2015
- Played in seven games as a reserve running back and on special teams as a freshman in 2014

## PERSONAL:

- Coached by Leland Surovik at Texas City (Texas) High School
- Four-time district honoree
- Rushed for 4,382 yards (8.2 avg.) and 61 touchdowns in his career
- Participated in the 2014 Semper Fidelis All-American Bowl
- Named second-team 4A All-State as a running back by the Associated Press in 2013
- Shared District 24-4A MVP honors with his brother, Armanti, in 2013
- Ranked the No. 67 running back nationally and No. 143 player in Texas by 247Sports
- No. 6 athlete recruit in the state by Dave Campbell's Texas Football
- Rushed for 2,102 yards and 31 TDs on 202 carries (10.4 avg.) as a senior
- Recorded 22 tackles, including 12 tackles for loss and 5.0 sacks, five pressures, one interception and returned kickoffs
- Helped Texas City to a 12-1 record and an appearance in the 4A DII regional playoffs in 2011
- Tabbed first-team All-District 24-4A as a running back and second-team as a linebacker in 2012
- Rushed 112 times for 1,073 yards (9.6 avg.) and 18 touchdowns as a junior
- Twin brother, Armanti, was a wide receiver for the Longhorns
- Member of the Big 12 Commissioner's Honor Roll (fall 2014)

# VETERAN BIOS

## SINGLE-GAME HIGHS: RUSHING/RECEIVING

**Rush Attempts** 13 vs. Tennessee Titans, Oct 01, 2017  
**Rushing Yards** 65 vs. Arizona Cardinals, Nov 19, 2017  
**Longest Runs** 39 vs. Cleveland Browns, Oct 15, 2017  
**Rushing TDs** 2 vs. Arizona Cardinals, Nov 19, 2017  
**Receptions** 3 vs. Arizona Cardinals, Nov 19, 2017  
**Receiving Yards** 65 at New England Patriots, Sep 24, 2017

**Longest Receptions** 34 at New England Patriots, Sep 24, 2017  
**All-purpose yards** 92 vs. Arizona Cardinals, Nov 19, 2017  
**Kickoff Returns** 1 vs. Arizona Cardinals, Nov 19, 2017  
**Kickoff Return Yards** 12 vs. Arizona Cardinals, Nov 19, 2017  
**Longest Kickoff Return** 12 vs. Arizona Cardinals, Nov 19, 2017  
**Most TDs** 2 vs. Arizona Cardinals, Nov 19, 2017

## 2017 GAME-BY-GAME REGULAR SEASON STATISTICS (TEXANS)

2017 Game Log - Game Results - Game Statistics (by game)													
W	DATE	OPPONENT	P/S	RUSHING				RECEIVING				W/L	SCORE
				ATT	YDS	LG	TD	NO	YDS	LG	TD		
01	09/10	JAGUARS	P	1	4	4	0	0	0	0	0	L	7-29
02	09/14	at Bengals	P	12	40	9	0	0	0	0	0	W	13-9
03	09/24	at Patriots	P	8	25	5	0	2	65	34	0	L	33-36
04	10/01	TITANS	P	13	45	16	0	0	0	0	0	W	57-14
05	10/08	CHIEFS	P	4	34	25	0	1	3	3	0	L	34-42
06	10/15	BROWNS	P	12	59	39	0	0	0	0	0	W	33-17
08	10/29	at Seahawks	P	0	0	0	0	0	0	0	0	L	38-41
09	11/05	COLTS	P	11	37	8	0	0	0	0	0	L	14-20
10	11/12	at Rams	S	7	18	6	0	0	0	0	0	L	7-33
11	11/19	CARDINALS	P	10	65	34	2	3	15	8	0	W	31-21
12	11/27	at Ravens					INJURED RESERVE					L	16-23
13	12/03	at Titans					INJURED RESERVE					L	13-24
14	12/10	49ERS					INJURED RESERVE					L	16-26
15	12/17	at Jaguars					INJURED RESERVE					L	7-45
16	12/25	STEELERS					INJURED RESERVE					L	6-34
17	12/31	at Colts					INJURED RESERVE					L	13-22
2017 TOTALS			10-1	78	327	39	2	6	83	34	0	4-12	



# KYLE FULLER

CENTER/GUARD

6-5 | 310 | BAYLOR

HOMETOWN: WYLIE, TEXAS | AGE: 24

2ND NFL SEASON | 2ND WITH TEXANS | ACQUIRED: 07-'17

2017 GP/GS: 9/2 | CAREER GP/GS: 9/2

TEAMS: HOU 2017



61

**TRANSACTIONS:** Selected by the Houston Texans with the 25th pick in the seventh round (243rd overall) of the 2017 NFL Draft.

## 2017 (Houston 9/2):

- ✦ Played and started his first career game at tackle at Cincinnati (9/14)
- ✦ Appeared in relief duty vs. Tennessee (10/1) and paved the way for a 173-yard rushing performance, 445 yards of total offense, six offensive touchdowns and a franchise-record 57 points
- ✦ Appeared primarily on special teams vs. Kansas City (10/8)
- ✦ Contributed on the special teams units vs. Arizona (11/19)
- ✦ Appeared on offense and special teams and helped block for a season-high 176 rushing yards vs. Pittsburgh (12/25)
- ✦ Started his second career game as an extra tackle at Indianapolis (12/31)

## COLLEGE:

- ✦ Played four seasons (2013-16) at Baylor University in Waco, Texas after redshirting the 2012 campaign
- ✦ Three-year starting All-Big 12 center who appeared in 52 career games and made 39 career starts
- ✦ Anchored the offensive line for nation's most productive offense in 2014-15
- ✦ Key cog in paving the way for BU's rushing attack that led the Big 12 in 2015 and 2016, while helping the Bears rank fourth or better in sacks allowed in the conference over his final three years
- ✦ Named "Best Offensive Lineman" in state by Dave Campbell's Texas Football
- ✦ Two-time Big 12 Commissioner's Honor Roll selection
- ✦ Started all 13 games at center as senior in 2016, earning All-Big 12 honors
- ✦ Named first team All-Big 12 by league coaches, Phil Steele and

Athlon in 2016

- ✦ Starting center in all 13 games as junior in 2015, earning All-Big 12 honors for a second-consecutive season
- ✦ Anchored an offensive line that blocked for the nation's No. 2-ranked rushing offense (326.7 avg.) and led the Big 12 in fewest sacks allowed in 2015
- ✦ Named second-team All-Big 12 by Associated Press, league coaches, *San Antonio-Express News* and *Waco Tribune-Herald* as a junior
- ✦ Started at center in all 13 games as sophomore for the Big 12 champions in 2014
- ✦ Earned 2014 All-Big 12 honorable mention from league coaches
- ✦ Appeared in all 13 games as special teamer and reserve offensive lineman as redshirt freshman in 2013
- ✦ Redshirted the 2012 season

## PERSONAL:

- ✦ Attended Wylie (Texas) High School
- ✦ Played for head coach Bill Howard at WHS
- ✦ National position rankings among offensive linemen: No. 37 by ESPN.com, No. 44 by Rivals.com, No. 53 by Scout.com, No. 57 by 247Sports.com
- ✦ Ranked among top 100 overall prospects in Texas by ESPN.com (50th), SuperPrep's Texas 121 (50th), Lone Star Recruiting Top 100 (52nd), Rivals.com Texas Postseason Top 100 (55th), 247Sports.com (95th), Houston Chronicle Texas Top 100, Lubbock Avalanche-Journal Top 100, Waco Tribune-Herald Top 100
- ✦ Rated No. 9 offensive lineman in state by 2011 Postseason Dave Campbell's Texas Football
- ✦ Earned 2011 first-team all-district 10-4A honors
- ✦ Son of Larry and Audrey Fuller
- ✦ Graduated from Baylor in May 2016 with a degree in communication studies



# VETERAN BIOS

## 2017 GAME-BY-GAME REGULAR SEASON STATISTICS (TEXANS)

W	DATE	OPPONENT	P/S		W/L	SCORE
01	09/10	JAGUARS		INACTIVE	L	7-29
02	09/14	at Bengals	S		W	13-9
03	09/24	at Patriots	P		L	33-36
04	10/01	TITANS	P		W	57-14
05	10/08	CHIEFS		INACTIVE	L	34-42
06	10/15	BROWNS		INACTIVE	W	33-17
08	10/29	at Seahawks		INACTIVE	L	38-41
09	11/05	COLTS		INACTIVE	L	14-20
10	11/12	at Rams		INACTIVE	L	7-33
11	11/19	CARDINALS	P		W	31-21
12	11/27	at Ravens	P		L	16-23
13	12/03	at Titans		INACTIVE	L	13-24
14	12/10	49ERS	P		L	16-26
15	12/17	at Jaguars	P		L	7-45
16	12/25	STEELERS	P		L	6-34
17	12/31	at Colts	S		L	13-22
2017 TOTALS			9-2		4-12	



# WILL FULLER V

WIDE RECEIVER

6-0 | 180 | NOTRE DAME

HOMETOWN: PHILADELPHIA, PA. | AGE: 24

3RD NFL SEASON | 3RD WITH TEXANS | ACQUIRED: D1-'16

2017 GP/GS: 10/10 | CAREER GP/GS (POST): 24/23 (2/2)

TEAMS: HOU 2016-17



15

**TRANSACTIONS:** Selected by the Houston Texans with the 21st pick in the first round (21st overall) of the 2016 NFL Draft.

## 2017 (Houston 10/10):

- Despite only playing 10 games, compiled 423 yards receiving on 28 receptions and set a single-season career high with seven receiving touchdowns
- Tied for 19th in the NFL in receiving touchdowns and was the only player in the top-30 of receiving touchdowns with fewer than 11 games played
- Scored a touchdown on seven of his first 11 receptions of the season. Since 1991, no player in the NFL has reached seven receiving touchdowns on fewer receptions in a season
- Led the NFL with three games of two-or-more receiving touchdowns
- Became the fourth player in team history with a touchdown reception in four straight games, joining WR DeAndre Hopkins (2017), RB Arian Foster (2014) and WR Andre Johnson (2007, 2010-11)
- Made his season debut vs. Tennessee (10/1) and recorded four receptions for 35 yards and two touchdowns. This marked his first multi-touchdown reception game and he topped 50 career receptions during the game
- Finished with two receptions for 57 yards and two touchdowns while recording a 49-yard punt return vs. Kansas City (10/8)
- Caught two passes for 62 yards and a game-long 39-yard touchdown pass vs. Cleveland (10/15), extending his touchdown streak to three games
- Hauled in five passes for a career-high 125 yards and two touchdowns at Seattle (10/29). On his first 11 receptions of the season, seven went for touchdowns, making Fuller V the first player since 1991 to accomplish the feat.

## 2016 (Houston 14/13, 2/2):

- Finished third in the NFL among rookie wideouts with 635 receiving yards and sixth with 47 receptions
- With 635 receiving yards this season, passed Jabar Gaffney (483 in 2002) for the third-most receiving yards by a rookie in Texans history
- With 47 receptions in 2016, tied Domanick Williams (47 in 2003) for the fourth-most receptions by a rookie in Texans history
- Only the second rookie in NFL history to record 300 scrimmage yards and a return touchdown in the first four games of a season, and first since 49ers RB Hugh McElhenny in 1952
- Among Texans rookies through their first four career games, Fuller tied for the most touchdowns (two) and ranked second in receiving yards (323) and third in receptions (19)

- Became the first Texans rookie to return a punt for a touchdown and was the first player in Texans history to record a receiving touchdown and a punt return touchdown in the same game vs. Tennessee (10/2). He was also the fourth NFL rookie in the past 15 years to accomplish the feat, joining WR Tavon Austin, WR T.Y. Hilton and WR Dez Bryant
- Caught five passes for a team-leading 107 yards and a touchdown in his first career NFL game vs. Chicago (9/11)
- Became the first rookie first-round draft choice with 100 receiving yards in a season opener since Steelers WR Louis Lipps vs. Kansas City (9/2/84)
- Finished second on the team with four receptions for 104 yards, averaging 26.0 yards per catch, vs. Kansas City (9/18)
- Became the first rookie in Texans history to open a season with two 100-yard receiving games
- Led the team with seven receptions for 81 yards and a touchdown, and also scored a touchdown on his first career punt return, a 67-yard score, vs. Tennessee (10/2)
- Active but did not play in Week 6 vs. Indianapolis (10/16) with an injury
- Caught four passes for 22 yards and logged his first career kickoff return for 19 yards at Denver (10/24) in Week 7
- Inactive for Week 10 at Jacksonville (11/13) with an injury
- Tied for second on the team with four receptions for 60 yards, including a long of 33 yards, and returned three punts for 27 yards vs. San Diego (11/27) in Week 12
- Registered five receptions for a team-leading 59 yards and a 16-yard punt return at Green Bay (12/4) in Week 13
- Logged four receptions for 42 yards and his first career rushing attempt, a three-yard loss, in addition to returning four punts for 38 yards and one kickoff return for 12 yards vs. Jacksonville (12/18) in Week 15
- Caught four passes for 37 yards vs. Oakland in the AFC Wild Card round, setting the franchise rookie mark for postseason receptions in a game and was the second-most receiving yards by a Texans rookie in a postseason game
- Registered three receptions for 16 yards at New England (1/14/17) in the AFC Divisional round and passed DeVier Posey (47 in 2012) for the most receiving yards by a rookie in Texans postseason history (53)

## COLLEGE:

- Played three seasons (2013-15) at the University of Notre Dame in South Bend, Ind.
- Had 144 catches for 2,512 receiving yards and 30 touchdowns in his Fighting Irish career
- Named an Associated Press Second-Team All-American and

## VETERAN BIOS

Biletnikoff Award Semifinalist following his senior season in which he compiled 62 catches, 1,258 receiving yards and 14 receiving touchdowns

- ✦ Ranked third in the FBS with 15 touchdown catches as a junior in 2014
- ✦ Became the fourth player in school history with a pair of touchdown receptions of 72 yards or longer in a single season (Nick Eddy, 1964, Tim Brown, 1986, and Golden Tate, 2009)
- ✦ Averaged 17.4 yards per reception and 64.4 yards per game
- ✦ Finished second to Michael Floyd (37) for most receiving touchdowns in school history
- ✦ Played in 2013 Pinstripe Bowl, 2014 Music City Bowl and 2016 Fiesta Bowl

### PERSONAL:

- ✦ Attended Roman Catholic High School in Philadelphia
- ✦ First-team receiver on 2012 Pennsylvania Sports Writers AAAA All-State football team
- ✦ Named as a receiver to Philadelphia Daily News All-City squad for 2012
- ✦ First-team receiver on Philadelphia Inquirer All-Southeastern

Pennsylvania team

- ✦ Named MVP of Philadelphia Catholic League 4A
- ✦ Made 57 receptions in 2012 for 932 yards and eight touchdowns in 2012
- ✦ Had 10 catches for 232 yards and two touchdowns in a 2012 win over Cardinal O'Hara
- ✦ Also played cornerback
- ✦ Honorable mention Pennsylvania all-state pick as a junior
- ✦ Grabbed 46 receptions in 2011 for 758 yards and 10 touchdowns on an 8-3 Roman Catholic team
- ✦ All Catholic League 4A pick in 2011 as both a receiver and defensive back
- ✦ A first-team all-city selection as a sophomore in 2010 by *Philadelphia Daily News*
- ✦ Caught 39 passes for 650 yards and nine touchdowns in 2010
- ✦ Chosen for Semper Fidelis All-American Bowl and played for East squad
- ✦ Played for coach Joe McCort
- ✦ Son of Bill Fuller and Megan Mitchell
- ✦ Enrolled in the College of Arts and Letters, majoring in Africana studies

### WILL FULLER V - NFL REGULAR SEASON STATISTICS

DATE TEAM	GP	GS	RECEIVING					RUSHING				
			NO.	YDS	AVG	LG	TD	NO.	YDS.	AVG.	LG	TD
2016 Texans	14	13	47	635	13.5	53	2	1	-3	-3.0	-3	0
2017 Texans	10	10	28	423	15.1	59t	7	2	9	4.5	5	0
<b>NFL TOTALS</b>	<b>24</b>	<b>23</b>	<b>75</b>	<b>1,058</b>	<b>14.1</b>	<b>59t</b>	<b>9</b>	<b>3</b>	<b>6</b>	<b>2.0</b>	<b>5</b>	<b>0</b>

### WILL FULLER V - NFL POSTSEASON STATISTICS

DATE TEAM	GP	GS	RECEIVING					RUSHING				
			NO.	YDS	AVG	LG	TD	NO.	YDS.	AVG.	LG	TD
2016 Texans	2	2	7	53	7.6	19	0	0	0	0.0	0	0
<b>NFL TOTALS</b>	<b>2</b>	<b>2</b>	<b>7</b>	<b>53</b>	<b>7.6</b>	<b>19</b>	<b>0</b>	<b>0</b>	<b>0</b>	<b>0.0</b>	<b>0</b>	<b>0</b>

### WILL FULLER V - NFL REGULAR SEASON RETURN STATISTICS

DATE TEAM	RET.	KICKOFF RETURNS					PUNT RETURNS				
		YDS.	AVG.	LG	TD	NO.	FC	YDS	AVG	LG	TD
2016 Texans	2	31	15.5	19	0	11	6	165	15.0	67t	1
2017 Texans	0	0	0.0	0	0	9	6	135	15.0	49	0
<b>NFL TOTALS</b>	<b>2</b>	<b>31</b>	<b>15.5</b>	<b>19</b>	<b>0</b>	<b>20</b>	<b>12</b>	<b>300</b>	<b>15.0</b>	<b>67t</b>	<b>1</b>

### WILL FULLER V - NFL POSTSEASON RETURN STATISTICS

DATE TEAM	RET.	KICKOFF RETURNS					PUNT RETURNS				
		YDS.	AVG.	LG	TD	NO.	FC	YDS	AVG	LG	TD
2016 Texans	1	12	12.0	12	0	2	1	34	17.0	18	0
<b>NFL TOTALS</b>	<b>1</b>	<b>12</b>	<b>12.0</b>	<b>12</b>	<b>0</b>	<b>2</b>	<b>1</b>	<b>34</b>	<b>17.0</b>	<b>18</b>	<b>0</b>



# VETERAN BIOS

## SINGLE-GAME HIGHS: RUSHING/RECEIVING

<b>Rush Attempts</b>	1 vs. Kansas City Chiefs, Oct 08, 2017 ...2 more at 1.
<b>Rushing Yards</b>	5 vs. Kansas City Chiefs, Oct 08, 2017
<b>Longest Runs</b>	5 vs. Kansas City Chiefs, Oct 08, 2017
<b>Receptions</b>	7 vs. Tennessee Titans, Oct 02, 2016
<b>Receiving Yards</b>	125 at Seattle Seahawks, Oct 29, 2017
<b>Longest Receptions</b>	59t at Seattle Seahawks, Oct 29, 2017
<b>Receiving TDs</b>	2 at Seattle Seahawks, Oct 29, 2017 ...2 more at 2.
<b>All-purpose yards</b>	152 at Seattle Seahawks, Oct 29, 2017
<b>Kickoff Returns</b>	1 vs. Jacksonville Jaguars, Dec 18, 2016 ...1 more at 1.

<b>Kickoff Return Yards</b>	19 at Denver Broncos, Oct 24, 2016
<b>Longest Kickoff Return</b>	19 at Denver Broncos, Oct 24, 2016
<b>Fair Catches</b>	2 at Jacksonville Jaguars, Dec 17, 2017 ...1 more at 2.
<b>Punt Return Yards</b>	67 vs. Tennessee Titans, Oct 02, 2016
<b>Longest Punt Return</b>	67t vs. Tennessee Titans, Oct 02, 2016
<b>Punt Returns</b>	4 vs. Jacksonville Jaguars, Dec 18, 2016
<b>Punt Return TDs</b>	1 vs. Tennessee Titans, Oct 02, 2016
<b>Most TDs</b>	2 at Seattle Seahawks, Oct 29, 2017 ...3 more at 2.

## SINGLE-GAME HIGHS - POSTSEASON: RUSHING/RECEIVING

<b>Receptions</b>	4 vs. Oakland Raiders, Jan 07, 2017
<b>Receiving Yards</b>	37 vs. Oakland Raiders, Jan 07, 2017
<b>Longest Receptions</b>	19 vs. Oakland Raiders, Jan 07, 2017 ...1 more at 19.
<b>All-purpose yards</b>	62 at New England Patriots, Jan 14, 2017
<b>Kickoff Returns</b>	1 at New England Patriots, Jan 14, 2017
<b>Kickoff Return Yards</b>	12 at New England Patriots, Jan 14, 2017

<b>Longest Kickoff Return</b>	12 at New England Patriots, Jan 14, 2017
<b>Fair Catches</b>	1 at New England Patriots, Jan 14, 2017
<b>Punt Return Yards</b>	34 at New England Patriots, Jan 14, 2017
<b>Longest Punt Return</b>	18 at New England Patriots, Jan 14, 2017
<b>Punt Returns</b>	2 at New England Patriots, Jan 14, 2017

## 100-YARD RECEIVING GAMES (3): REGULAR SEASON

DATE	TEAM	NO.	YDS.	AVG.	LG	TD
09/11/16	BEARS	5	107	21.4	35	1
09/18/16	CHIEFS	4	104	26.0	53	0
10/29/17	at Seahawks	5	125	25.0	59t	2

## 2017 GAME-BY-GAME REGULAR SEASON STATISTICS (TEXANS)

2017 GAME BY GAME REGULAR SEASON STATISTICS (TEXANS)														
W	DATE	OPPONENT	P/S	RECEIVING				ATT	RUSHING			TD	W/L	SCORE
				NO	YDS	LG	TD		YDS	LG	TD			
01	09/10	JAGUARS						INACTIVE					L	7-29
02	09/14	at Bengals						INACTIVE					W	13-9
03	09/24	at Patriots						INACTIVE					L	33-36
04	10/01	TITANS	S	4	35	16t	2	1	4	4	0	W	57-14	
05	10/08	CHIEFS	S	2	57	48t	2	1	5	5	0	L	34-42	
06	10/15	BROWNS	S	2	62	39t	1	0	0	0	0	W	33-17	
08	10/29	at Seahawks	S	5	125	59t	2	0	0	0	0	L	38-41	
09	11/05	COLTS	S	2	32	29	0	0	0	0	0	L	14-20	
10	11/12	at Rams	S	2	15	9	0	0	0	0	0	L	7-33	
11	11/19	CARDINALS						INACTIVE				W	31-21	
12	11/27	at Ravens						INACTIVE				L	16-23	
13	12/03	at Titans						INACTIVE				L	13-24	
14	12/10	49ERS	S	3	26	14	0	0	0	0	0	L	16-26	
15	12/17	at Jaguars	S	5	44	15	0	0	0	0	0	L	7-45	
16	12/25	STEELERS	S	1	10	10	0	0	0	0	0	L	6-34	
17	12/31	at Colts	S	2	17	13	0	0	0	0	0	L	13-22	
2017 TOTALS			10-10	28	423	59t	7	2	9	5	0	4-12		

# VETERAN BIOS

## 2017 GAME-BY-GAME REGULAR SEASON STATISTICS (TEXANS)

W	DATE	OPPONENT	P/S	KICKOFF RETURNS					PUNT RETURNS					TD	W/L	SCORE
				RET	YDS	AVG	LG	TD	NO	FC	YDS	AVG	LG			
01	09/10	JAGUARS							INACTIVE						L	7-29
02	09/14	at Bengals							INACTIVE						W	13-9
03	09/24	at Patriots							INACTIVE						L	33-36
04	10/01	TITANS	S	0	0	0.0	0	0	0	1	0	0.0	0	0	W	57-14
05	10/08	CHIEFS	S	0	0	0.0	0	0	1	0	49	49.0	49	0	L	34-42
06	10/15	BROWNS	S	0	0	0.0	0	0	2	1	39	19.5	20	0	W	33-17
08	10/29	at Seahawks	S	0	0	0.0	0	0	3	1	27	9.0	11	0	L	38-41
09	11/05	COLTS	S	0	0	0.0	0	0	2	1	4	2.0	4	0	L	14-20
10	11/12	at Rams	S	0	0	0.0	0	0	0	0	0	0.0	0	0	L	7-33
11	11/19	CARDINALS							INACTIVE						W	31-21
12	11/27	at Ravens							INACTIVE						L	16-23
13	12/03	at Titans							INACTIVE						L	13-24
14	12/10	49ERS	S	0	0	0.0	0	0	0	0	0	0.0	0	0	L	16-26
15	12/17	at Jaguars	S	0	0	0.0	0	0	1	2	16	16.0	16	0	L	7-45
16	12/25	STEELERS	S	0	0	0.0	0	0	0	0	0	0.0	0	0	L	6-34
17	12/31	at Colts	S	0	0	0.0	0	0	0	0	0	0.0	0	0	L	13-22
2017 TOTALS			10-10	0	0	0.0	0	0	9	6	135	15.0	49	0	4-12	

## VETERAN BIOS



# ZACH FULTON

CENTER/GUARD

6-5 | 315 | TENNESSEE

HOMETOWN: HOMEWOOD, ILL. | AGE: 26

5TH NFL SEASON | 1ST WITH TEXANS | ACQUIRED: UFA-'18 (KC)

2017 GP/GS (POST): 15/12 (1/1) | CAREER GP/GS (POST): 63/46 (4/4)

TEAMS: KC 2014-17; HOU 2018



73

**TRANSACTIONS:** Selected by the Kansas City Chiefs with the 17th pick in the sixth round (193 overall) of the 2014 NFL Draft...Signed by the Houston Texans as an unrestricted free agent on March 15, 2018.

### 2017 (Kansas City 15/12, 1/1):

- ✦ Played in 15 games, starting eight games at center, three games at left guard and one at right guard
- ✦ Was part of an offensive unit that ranked first in the NFL in rushing yards per play and ninth in rushing yards per game
- ✦ In his first start of the season at center, helped pave the way for Chiefs RB Kareem Hunt's 172-yard rushing performance at Los Angeles (9/24) in Week 3
- ✦ Started at center in AFC Wild Card Playoff vs. Tennessee (1/6/18)

### 2016 (Kansas City 16/12, 1/1):

- ✦ Appeared in all 16 games, starting 12 games at left guard

### 2015 (Kansas City 16/6, 2/2):

- ✦ Appeared in all 16 games
- ✦ Started at right guard at Cincinnati (10/4) in Week 4, vs. Chicago (10/11) in Week 5 and at Minnesota (10/18) in Week 6
- ✦ Started at center at Oakland (12/6) in Week 13
- ✦ Started at left guard vs. San Diego (12/13) in Week 14 and at

Baltimore (12/20) in Week 15

- ✦ Started at center in his postseason debut and helped pave the way for 141 yards on the ground at Houston in the AFC Wild Card Playoff (1/9/16)

### 2014 (Kansas City 16/16):

- ✦ Started all 16 games at right guard during his rookie campaign
- ✦ Was the first Chiefs sixth round selection to start Week 1 since CB Steve Taylor in 1976
- ✦ Was the only rookie to start in the club's opening game of 2014

### COLLEGE:

- ✦ Played four seasons (2010-13) at the University of Tennessee in Knoxville, Tenn.
- ✦ Saw action in 47 games and made 40 starts during his collegiate career
- ✦ Started 40 of his last 42 games at right guard for the Volunteers
- ✦ Earned SEC Offensive Lineman of the Week (9/3/12)

### PERSONAL:

- ✦ Full name is Zachery Quinn Fulton
- ✦ Son of Glen and Alma Fulton
- ✦ Attended Homewood-Flossmoor High School
- ✦ Selected to PrepStar Magazine's All-Region team and was named all-conference as a senior in 2009

## ZACH FULTON - NFL REGULAR SEASON STATISTICS

DATE TEAM	GP	GS
2014 Chiefs	16	16
2015 Chiefs	16	6
2016 Chiefs	16	12
2017 Chiefs	15	12
NFL	63	46
TOTALS		

## ZACH FULTON - NFL POSTSEASON STATISTICS

DATE TEAM	GP	GS
2015 Chiefs	2	2
2016 Chiefs	1	1
2017 Chiefs	1	1
NFL	4	4
TOTALS		



# VETERAN BIOS

## 2017 GAME-BY-GAME REGULAR SEASON STATISTICS (CHIEFS)

W	DATE	OPPONENT	P/S		W/L	SCORE
01	09/07	at Patriots	P		W	42-27
02	09/17	EAGLES	P		W	27-20
03	09/24	at Chargers	S		W	24-10
04	10/02	REDSKINS	S		W	29-20
05	10/08	at Texans	S		W	42-34
06	10/15	STEELERS	S		L	13-19
07	10/19	at Raiders	S		L	30-31
08	10/30	BRONCOS	S		W	29-19
09	11/05	at Cowboys	P		L	17-28
11	11/19	at Giants	S		L	9-12+
12	11/26	BILLS	S		L	10-16
13	12/03	at Jets	S		L	31-38
14	12/10	RAIDERS	S		W	26-15
15	12/16	CHARGERS	S		W	30-13
16	12/24	DOLPHINS	S		W	29-13
17	12/31	at Broncos		ACTIVE, DID NOT PLAY	W	27-24
2017 TOTALS			15-12		10-6	

+ - Overtime

## 2017 GAME-BY-GAME POSTSEASON STATISTICS (CHIEFS)

W	DATE	OPPONENT	P/S		W/L	SCORE
01	01/06	TITANS	S		L	21-22
2017 TOTALS			1-1		0-1	



# KENNAN GILCHRIST

INSIDE LINEBACKER

6-2 | 225 | APPALACHIAN STATE

HOMETOWN: ABBEVILLE, S.C. | AGE: 23

1ST NFL SEASON | 1ST WITH TEXANS | ACQUIRED: FA-'18

CAREER GP/GS: 0/0

TEAMS: HOU 2017



47

**TRANSACTIONS:** Signed by the Dallas Cowboys as a college free agent on May 12, 2017...Waived by the Cowboys on Sept. 2, 2017...Signed to the Houston Texans practice squad on Sept. 27, 2017...Signed by the Texans on Jan. 2, 2018.

## 2017 (Houston 0/0):

- Spent Weeks 4-17 on the Texans practice squad

## CAREER AT APPALACHIAN STATE:

- Played four seasons (2013-16) at Appalachian State University in Boone, N.C.
- Participated in 50 career games and tallied 253 combined tackles, 7.0 sacks and four forced fumbles

## 2016 (Appalachian State):

- Finished second on the team with 89 total tackles and added 11 tackles for loss with 3.0 sacks and one forced fumble
- Named to the All-Sun Belt Conference Second-Team

## 2015 (Appalachian State):

- Started all 13 games and produced 61 total tackles, three tackles

for loss and 1.0 sack

## 2014 (Appalachian State):

- Appeared in 12 games on the season and finished with 44 combined stops, six tackles for loss, one forced fumble and matched his career high with 3.0 sacks

## 2013 (Appalachian State):

- Played in 12 games and made 59 total tackles while producing career highs with one pass defended and two forced fumbles

## PERSONAL:


- Attended Abbeville High School in Abbeville, S.C.
- Honored as a first-team all-state selection and as the South Carolina Defensive Player of the Year as a junior and senior at Abbeville High School
- Majored in construction management and was a member of the Southern Conference academic honor roll at Appalachian State
- Son of Carmella and Gary Burton
- Oldest of four children
- Enjoys fishing

# VETERAN BIOS

## 2017 GAME-BY-GAME REGULAR SEASON STATISTICS (TEXANS)

2017 GAME BY GAME REGULAR SEASON STATISTICS (PER GAME)																															
W	DATE	OPPONENT	TACKLES								INTERCEPTIONS					FUMBLES			ST					MISC		W/L	SCORE				
			TK	S	A	SK	YDS	TFL	YDS	QBH	NO	YDS	LG	TD	PD	FF	FR	YDS	TK	S	A	FF	FR	S	A						
01	09/10	JAGUARS									NOT ON ROSTER																			L	7-29
02	09/14	at Bengals									NOT ON ROSTER																			W	13-9
03	09/24	at Patriots									NOT ON ROSTER																			L	33-36
04	10/01	TITANS									PRACTICE SQUAD																			W	57-14
05	10/08	CHIEFS									PRACTICE SQUAD																			L	34-42
06	10/15	BROWNS									PRACTICE SQUAD																			W	33-17
08	10/29	at Seahawks									PRACTICE SQUAD																			L	38-41
09	11/05	COLTS									PRACTICE SQUAD																			L	14-20
10	11/12	at Rams									PRACTICE SQUAD																			L	7-33
11	11/19	CARDINALS									PRACTICE SQUAD																			W	31-21
12	11/27	at Ravens									PRACTICE SQUAD																			L	16-23
13	12/03	at Titans									PRACTICE SQUAD																			L	13-24
14	12/10	49ERS									PRACTICE SQUAD																			L	16-26
15	12/17	at Jaguars									PRACTICE SQUAD																			L	7-45
16	12/25	STEELERS									PRACTICE SQUAD																			L	6-34
17	12/31	at Colts									PRACTICE SQUAD																			L	13-22
2017 TOTALS			0	0	0	0.0	0.0	0	0	0	0	0	0	0	0	0	0	0	0	0	0	0	0	0	0	0	4-12				





# RYAN GRIFFIN

TIGHT END

6-6 | 255 | CONNECTICUT

HOMETOWN: LONDONDERRY, N.H. | AGE: 28

6TH NFL SEASON | 6TH WITH TEXANS | ACQUIRED: D6D-'13

2017 GP/GS: 7/6 | CAREER GP/GS (POST): 63/25 (3/2)

TEAMS: HOU 2013-17



84

**TRANSACTIONS:** Selected by the Houston Texans with the 33rd pick in the sixth round (201st overall) in the 2013 NFL Draft...Re-signed with the Texans on March 13, 2017.

## 2017 (Houston 7/6):

- ✦ Hauled in 13 passes for 158 yards and one touchdown in seven games played
- ✦ Started his 20th career game vs. Jacksonville (9/10)
- ✦ Caught five passes, including his 100th career reception, for 61 yards and a touchdown at New England (9/24)
- ✦ Named a team captain before the game and caught two passes for 13 yards vs. Tennessee (10/1)
- ✦ Caught three passes for 52 yards vs. Cleveland (10/15), passing Billy Miller (108) for the 10th-most receptions in team history and second-most receptions by a tight end in Texans history and passed Billy Miller (1,146) for the 11th-most receiving yards in team history and third-most receiving yards by a tight end in Texans history
- ✦ Placed on the Reserve/Injured list on Nov. 10

## 2016 (Houston 16/5, 2/1):

- ✦ Caught 50 passes for 442 yards and two touchdowns in 16 games played
- ✦ Part of a Texans TE corps that improved by NFL bests of 102 targets, 74 receptions and 4.6 receptions per game over its 2015 totals and finished with second-best increases of 646 receiving yards and 40.4 receiving yards per game
- ✦ Hauled in two passes for 17 yards, including a crucial third-down conversion in the fourth quarter, vs. Chicago (9/11)
- ✦ Caught one pass for five yards vs. Kansas City (9/18)
- ✦ Led the team and set a single-game career high with eight receptions for 52 yards at New England (9/22)
- ✦ Totaled three receptions for 54 yards vs. Tennessee (10/2) in Week 4
- ✦ Caught a career-long 45-yard pass from QB Brock Osweiler in the first quarter vs. Tennessee (10/2), marking the third-longest reception by a tight end in Texans history
- ✦ Made his first start of the season and caught two passes for eight yards at Minnesota (10/9) in Week 5
- ✦ Grabbed three passes for 34 yards, including a 23-yard reception, vs. Detroit (10/30) in Week 8
- ✦ Scored his first touchdown of the season and fifth of his career on a 1-yard pass from QB Brock Osweiler in the first quarter at Jacksonville (11/13) in Week 10
- ✦ Logged three receptions for 32 yards and set a single-season career high in receiving yards (253), surpassing his previous best of 251 yards in 2015, at Oakland (11/21) in Week 11

- ✦ Tied for second on the team with four receptions for 36 yards vs. San Diego (11/27) in Week 12
- ✦ Finished with four receptions for 35 yards and scored on a six-yard touchdown pass from QB Brock Osweiler on 4th-and-goal at Green Bay (12/4) in Week 13
- ✦ Set a single-game career high with 85 receiving yards and tied his personal-best with eight receptions vs. Jacksonville (12/18) in Week 15
- ✦ Matched his postseason totals from 2015 with three receptions for 29 yards vs. Oakland (1/7/17) in the AFC Wild Card round

## 2015 (Houston 9/4, 1/1):

- ✦ Played in nine games (four starts) and tallied 20 receptions for 251 yards and two touchdowns
- ✦ Started and made one catch for 18 yards vs. Kansas City (9/13)
- ✦ Spent Weeks 2-9 on the Reserve/Injured-Designated for Return list
- ✦ Played and started his first game since the season opener and caught three passes for 36 yards, which was the team's second-highest total at Cincinnati (11/16)
- ✦ Had four catches for a season-high 72 yards and a touchdown vs. New Orleans (11/29). Caught his first touchdown of the season and third of his career on a 10-yard pass from QB Brian Hoyer on the opening possession of the game. Posted a season-long 36-yard reception in the third quarter
- ✦ Finished with three catches for 29 yards and a touchdown at Buffalo (12/6). Caught an eight-yard touchdown pass in the first quarter, his second of the season. The score marked his second straight game with a touchdown (12/6)
- ✦ Started the AFC Wild Card Game vs. Kansas City (1/9/16) and caught three passes for 29 yards

## 2014 (Houston 16/2):

- ✦ Played in 16 games with two starts and had 10 catches for 91 yards and a touchdown
- ✦ Caught an 8-yard touchdown pass from QB Ryan Fitzpatrick on the Texans' opening drive vs. Tennessee (11/30) in Week 13. It was his first touchdown of the season and second of his career
- ✦ Made a season-long 25-yard catch at Jacksonville (12/7) in Week 14
- ✦ Had two catches in his first start of the year at Indianapolis (12/14)
- ✦ Had a season-high three catches and matched a season high with 25 yards vs. Baltimore (12/21) in Week 16
- ✦ Started vs. Jacksonville (12/28) in Week 17 and made one catch for eight yards

## VETERAN BIOS

### 2013 (Houston 15/8):

- Hauled in 19 passes for 244 yards and one touchdown as a rookie
- Recorded the first two receptions of his career for 18 yards (9.0 avg.) vs. St. Louis (10/13)
- Made his first career start and saw action on special teams at Kansas City (10/20)
- Caught the first touchdown reception of his career on a two-yard pass at Arizona (11/10)
- Inactive due to a concussion vs. Oakland (11/17) in Week 11
- Caught a 37-yard pass in his return to action vs. Jacksonville (11/24) in Week 12
- Recorded a team-high six receptions for 62 yards at Indianapolis (12/15)
- Caught five passes for 66 yards, including a 40-yard reception vs. Denver (12/22) in Week 16

### COLLEGE:

- Played four seasons (2009-12) at the University of Connecticut in Storrs, Conn. after redshirting the 2008 campaign
- Two-time second-team All-Big East selection

- Ranked second among tight ends in the Connecticut record books with 10 receiving touchdowns and 116 career receptions
- Played in the Raycom College Football All-Star Classic
- Caught 29 passes for 484 yards and a career-high six touchdown receptions and was named second-team All-Big East for the second straight season as a senior in 2012
- Second-team All-Big East selection as a junior and had three receiving touchdowns and a two-point conversion for 20 points in 2011
- Played in all 13 games and started eight as a sophomore
- Saw action in 11 games (10 starts) as a freshman, including the Papajohns.com Bowl vs. South Carolina (1/2/10)
- Redshirted in 2008
- Majored in communications science

### PERSONAL:

- Attended Londonberry (N.H.) High School
- Named first-team all-state by the Nashua Union-Leader and Varsity Magazine
- Carried the ball 95 times for 749 yards and was a team captain as a senior

### RYAN GRIFFIN - NFL REGULAR SEASON STATISTICS

2013-2017 NFL Season Statistics													
		RECEIVING							RUSHING				
DATE	TEAM	GP	GS	NO.	YDS	AVG	LG	TD	NO.	YDS.	AVG.	LG	TD
2013	Texans	15	8	19	244	12.8	40	1	0	0	0.0	0	0
2014	Texans	16	2	10	91	9.1	25	1	0	0	0.0	0	0
2015	Texans	9	4	20	251	12.6	37	2	0	0	0.0	0	0
2016	Texans	16	5	50	442	8.8	45	2	0	0	0.0	0	0
2017	Texans	7	6	13	158	12.2	35	1	0	0	0.0	0	0
NFL TOTALS		63	25	112	1,186	10.6	45	7	0	0	0.0	0	0

### RYAN GRIFFIN - NFL POSTSEASON STATISTICS

2015-2016 TEXAS TEXANS RUSHING													
		RECEIVING							RUSHING				
DATE	TEAM	GP	GS	NO.	YDS	AVG	LG	TD	NO.	YDS.	AVG.	LG	TD
2015	Texans	1	1	3	29	9.7	15	0	0	0	0.0	0	0
2016	Texans	2	1	3	29	9.7	13	0	0	0	0.0	0	0
NFL TOTALS		3	2	6	58	9.7	15	0	0	0	0.0	0	0

### SINGLE-GAME HIGHS: RUSHING/RECEIVING

<b>Receptions</b>	8 vs. Jacksonville Jaguars, Dec 18, 2016 ...1 more at 8.	<b>All-purpose yards</b>	85 vs. Jacksonville Jaguars, Dec 18, 2016
<b>Receiving Yards</b>	85 vs. Jacksonville Jaguars, Dec 18, 2016	<b>Special Teams Tackles</b>	1 vs. Indianapolis Colts, Oct 09, 2014 ...3 more at 1.
<b>Longest Receptions</b>	45 vs. Tennessee Titans, Oct 02, 2016	<b>Most TDs</b>	1 at New England Patriots, Sep 24, 2017 ...6 more at 1.
<b>Receiving TDs</b>	1 at New England Patriots, Sep 24, 2017 ...6 more at 1.		

### SINGLE-GAME HIGHS - POSTSEASON: RUSHING/RECEIVING

<b>Receptions</b>	3 vs. Oakland Raiders, Jan 07, 2017 ...1 more at 3.	<b>Longest Receptions</b>	15 vs. Kansas City Chiefs, Jan 09, 2016
<b>Receiving Yards</b>	29 vs. Oakland Raiders, Jan 07, 2017 ...1 more at 29.	<b>All-purpose yards</b>	29 vs. Oakland Raiders, Jan 07, 2017 ...1 more at 29.

# VETERAN BIOS

## 2017 GAME-BY-GAME REGULAR SEASON STATISTICS (TEXANS)

W	DATE	OPPONENT	P/S	RECEIVING			TD	RUSHING			TD	W/L	SCORE
				NO	YDS	LG		ATT	YDS	LG			
01	09/10	JAGUARS	S	0	0	0	0	0	0	0	0	L	7-29
02	09/14	at Bengals					INACTIVE					W	13-9
03	09/24	at Patriots	S	5	61	35	1	0	0	0	0	L	33-36
04	10/01	TITANS	S	2	13	7	0	0	0	0	0	W	57-14
05	10/08	CHIEFS	S	2	22	13	0	0	0	0	0	L	34-42
06	10/15	BROWNS	S	3	52	21	0	0	0	0	0	W	33-17
08	10/29	at Seahawks	S	1	10	10	0	0	0	0	0	L	38-41
09	11/05	COLTS	P	0	0	0	0	0	0	0	0	L	14-20
10	11/12	at Rams					INJURED RESERVE					L	7-33
11	11/19	CARDINALS					INJURED RESERVE					W	31-21
12	11/27	at Ravens					INJURED RESERVE					L	16-23
13	12/03	at Titans					INJURED RESERVE					L	13-24
14	12/10	49ERS					INJURED RESERVE					L	16-26
15	12/17	at Jaguars					INJURED RESERVE					L	7-45
16	12/25	STEELERS					INJURED RESERVE					L	6-34
17	12/31	at Colts					INJURED RESERVE					L	13-22
2017 TOTALS			7-6	13	158	35	1	0	0	0	0	4-12	





# ANDRE HAL

SAFETY

5-10 | 195 | VANDERBILT

HOMETOWN: PORT ALLEN, LA. | AGE: 26

5TH NFL SEASON | 5TH WITH TEXANS | ACQUIRED: D7A-'14

2017 GP/GS: 16/16 | CAREER GP/GS (POST): 61/38 (3/3)

TEAMS: HOU 2014-17



29

**TRANSACTIONS:** Selected by the Houston Texans with the first pick in the seventh round (216th overall) of the 2014 NFL Draft...Re-signed by the Texans on Sept. 1, 2017.

## 2017 (Houston 16/16):

- ✦ Led the Texans in interceptions (three), tied for first in forced fumbles (two) and set a new single-season career high with 71 total tackles in 16 games
- ✦ Also had five passes defended, three tackles for loss and one quarterback hit
- ✦ Leads the Texans in interceptions with nine since joining the team in 2014
- ✦ Started and recorded six total tackles and one tackle for loss in the season opener vs. Jacksonville (9/10)
- ✦ Totaled four tackles, one pass defended and the first forced fumble of his career at New England (9/24)
- ✦ Started his fourth consecutive game and made four tackles while posting the second multi-interception game of his career vs. Tennessee (10/1)
- ✦ Tallied a career-high nine total tackles and one pass defended vs. Kansas City (10/8)
- ✦ Made a combined five total tackles at Seattle (10/29)
- ✦ Logged four solo tackles and produced five total vs. Indianapolis (11/5)
- ✦ Registered four total tackles and one tackle for loss in his ninth start of the season at the Los Angeles Rams (11/12)
- ✦ Totaled four tackles and notched his third interception of the year vs. Arizona (11/19)
- ✦ Finished with three total tackles while surpassing 100 career solo tackles at Baltimore (11/27)
- ✦ Produced five total tackles and forced his second fumble of the season at Tennessee (12/3)
- ✦ Registered three solo tackles and one quarterback hit, the second of his career, vs. San Francisco (12/10)
- ✦ Finished with seven total tackles, including a season-high five solo tackles vs. Pittsburgh (12/25)
- ✦ Produced four total tackles and one tackle for loss at Indianapolis (12/31)

## 2016 (Houston 15/11, 2/2):

- ✦ Completed his second full season as a safety and logged 46 total tackles, two tackles for loss, 1.0 sack and one quarterback hit
- ✦ Registered the team's first interception of the year when he picked off Bears QB Jay Cutler in the third quarter vs. Chicago (9/11)
- ✦ Notched interceptions in back-to-back games for the first time in his career, having picked off a pass in the 2015 regular season

finale against Jacksonville

- ✦ Tallied four total tackles (two solo) and a pass defended vs. Kansas City (9/18)
- ✦ Made four total tackles (two solo) at New England (9/22) in Week 3
- ✦ Matched a career high with two passes defended and contributed four total tackles (three solo) vs. Tennessee (10/2) in Week 4
- ✦ Registered the first sack of his career and matched a season high with four total tackles (two solo) vs. Indianapolis (10/16) in Week 6
- ✦ Logged three solo tackles on defense and tied for second on the team with a career-high two special teams tackles vs. Detroit (10/30) in Week 8
- ✦ Active but did not play in Week 13 at Green Bay (12/4)
- ✦ Tied a career high with two passes defended, including an interception of Colts QB Andrew Luck that he returned 24 yards, at Indianapolis (12/11) in Week 14
- ✦ Matched his season high with four total tackles (two solo) vs. Jacksonville (12/18) in Week 15
- ✦ Tied his career high with seven total tackles (four solo) vs. Cincinnati (12/24) in Week 16
- ✦ Registered six tackles (four solo) and his first career playoff pass defended vs. Oakland (1/7/17) in the AFC Wild Card round
- ✦ Picked off Patriots QB Tom Brady in the third quarter for his first career postseason interception and finished second on the team with six tackles (four solo) at New England (1/14/17) in the AFC Divisional round

## 2015 (Houston 16/11, 1/1):

- ✦ In his first season at the safety position, played in all 16 games (11 starts) and led the team with four interceptions. Also posted 34 tackles (26 solo), 10 passes defended and one tackle for loss
- ✦ His four interceptions tied for the third-highest single-season total by a safety in Texans history
- ✦ In his first career start at safety, recorded the first two interceptions of his career, including one returned for a touchdown, at Jacksonville (10/18). Became the second player in Texans history to record at least two interceptions, including one returned for a touchdown (Aaron Glenn, 12/8/02, 2 INTs returned for TDs). Became the first Texans player with two interceptions in a game since CB Kareem Jackson vs. Baltimore (12/21/14)
- ✦ Intercepted Jets QB Ryan Fitzpatrick on New York's final offensive possession to seal the game for the Texans (11/22). Marked his third interception of the season and of his career
- ✦ Finished third on the team with five total tackles and contributed one pass defended at Buffalo (12/6)
- ✦ Recorded his first career tackle for loss in the fourth quarter

## VETERAN BIOS

when he brought down Colts RB Frank Gore for a loss of three yards at Indianapolis (12/20). Also added one pass defended in the game

- ✎ Led the team with two passes defended at Tennessee (12/27)
- ✎ Totaled four tackles (three solo), two passes defended and an interception vs. Jacksonville (1/3/16). Caught his fourth interception of the season, which tied him with Bernard Pollard (four in 2009) for the third-most interceptions by a safety in a season in team history
- ✎ Started his first postseason contest in the AFC Wild Card Game vs. Kansas City (1/9/16) and recorded five tackles, including two solo stops

### 2014 (Houston 14/0):

- ✎ Played in 14 games, made 18 total tackles and had four passes defended
- ✎ Recorded a special teams tackle in his NFL debut vs. Washington (9/7)
- ✎ Notched a pass defended at Oakland (9/14)
- ✎ Registered his first career tackle, finished with five total tackles and a pass defended at Dallas (10/5) in Week 5
- ✎ Made four total tackles at Pittsburgh (10/20) in Week 7
- ✎ Recorded a pair of tackles at Tennessee (10/26) in Week 8
- ✎ Registered a season-high seven total tackles and two passes

defensed vs. Philadelphia (11/2) on Week 9

- ✎ Inactive in Weeks 14-15

### COLLEGE:

- ✎ Played four seasons (2009-13) at Vanderbilt University in Nashville, Tenn.
- ✎ Appeared in 50 games and started 29
- ✎ Made 133 career total tackles with six interceptions and 37 passes defended
- ✎ Two-time second-team All-SEC (2012,13)

### PERSONAL:

- ✎ Senior captain and four-year starter at Port Allen (La.) High School
- ✎ Named defensive MVP as a senior after notching 53 total tackles and four interceptions
- ✎ Earned first team 3A All-State honors after returning five kickoffs for scores
- ✎ As a junior, posted five interceptions
- ✎ Standout in basketball and track & field and former starter on hoops squad
- ✎ Member of 3A state champion 4x200-meter relay foursome that also set state record

### ANDRE HAL - NFL REGULAR SEASON STATISTICS

		TACKLES										INTERCEPTIONS						FUMBLES			ST						MISC	
DATE	TEAM	GP	GS	TK	S	A	TFL	YDS	SK	YDS	QBH	NO	YDS	LG	TD	PD	FF	FR	YDS	TK	S	A	FF	FR	S	A		
2014	Texans	14	0	18	15	3	0	0	0.0	0.0	0	0	0	0	0	4	0	0	0	3	3	0	0	0	0	0	0	
2015	Texans	16	11	34	26	8	1	3	0.0	0.0	0	4	54	31t	1	10	0	0	0	2	1	1	0	0	0	0	0	
2016	Texans	15	11	46	31	15	2	12	1.0	7.0	1	2	36	24	0	7	0	0	0	2	1	1	0	0	0	0	0	
2017	Texans	16	16	71	47	24	3	8	0.0	0.0	1	3	10	7	0	5	2	0	0	0	0	0	0	0	0	0	0	
NFL TOTALS		61	38	169	119	50	6	23	1.0	7.0	2	9	100	31t	1	26	2	0	0	7	5	2	0	0	0	0	0	

### ANDRE HAL - NFL POSTSEASON STATISTICS

DATE TEAM	GP	GS	TK	S	A	TACKLES					QBH	INTERCEPTIONS					FUMBLES			TK	ST			MISC	
						TFL	YDS	SK	YDS	NO		YDS	LG	TD	PD	FF	FR	YDS	S		A	FF	FR	S	A
2015 Texans	1	1	5	2	3	0	0	0.0	0.0	0	0	0	0	0	0	0	0	0	0	0	0	0	0	0	0
2016 Texans	2	2	12	7	5	0	0	0.0	0.0	0	1	6	6	0	3	0	0	0	0	0	0	0	0	0	0
<b>NFL TOTALS</b>	<b>3</b>	<b>3</b>	<b>17</b>	<b>9</b>	<b>8</b>	<b>0</b>	<b>0</b>	<b>0.0</b>	<b>0.0</b>	<b>0</b>	<b>1</b>	<b>6</b>	<b>6</b>	<b>0</b>	<b>3</b>	<b>0</b>	<b>0</b>	<b>0</b>	<b>0</b>	<b>0</b>	<b>0</b>	<b>0</b>	<b>0</b>	<b>0</b>	<b>0</b>

### SINGLE-GAME HIGHS: DEFENSIVE

**Total Tackles** 9 vs. Kansas City Chiefs, Oct 08, 2017  
**Sacks** 1.0 vs. Indianapolis Colts, Oct 16, 2016  
**Passes Defensed** 2 vs. Tennessee Titans, Oct 01, 2017  
 ...6 more at 2.  
**Forced Fumbles** 1 at Tennessee Titans, Dec 03, 2017  
 ...1 more at 1.

**Tackles For Loss** 1 at Indianapolis Colts, Dec 31, 2017  
 ...5 more at 1.  
**Interceptions** 2 vs. Tennessee Titans, Oct 01, 2017  
 ...1 more at 2.  
**Interception Return Yards** 34 at Jacksonville Jaguars, Oct 18, 2015  
**Special Teams Tackles** 2 vs. Detroit Lions, Oct 30, 2016

### SINGLE-GAME HIGHS - POSTSEASON: DEFENSIVE

**Total Tackles** 6 at New England Patriots, Jan 14, 2017  
 ...1 more at 6.  
**Passes Defensed** 2 at New England Patriots, Jan 14, 2017

**Interceptions** 1 at New England Patriots, Jan 14, 2017  
**Interception Return Yards** 6 at New England Patriots, Jan 14, 2017

# VETERAN BIOS

## 2017 GAME-BY-GAME REGULAR SEASON STATISTICS (TEXANS)

				EDW - CARE OF CARE REGULAR SEASON STATISTICS (YEARLY)																											
				TACKLES								INTERCEPTIONS					FUMBLES					ST					MISC				
W	DATE	OPPONENT		TK	S	A	SK	YDS	TFL	YDS	QBH	NO	YDS	LG	TD	PD	FF	FR	YDS	TK	S	A	FF	FR	S	A	W/L	SCORE			
01	09/10	JAGUARS	S	6	3	3	0.0	0.0	1	1	0	0	0	0	0	0	0	0	0	0	0	0	0	0	0	0	0	L	7-29		
02	09/14	at Bengals	S	2	1	1	0.0	0.0	0	0	0	0	0	0	0	0	0	0	0	0	0	0	0	0	0	0	W	13-9			
03	09/24	at Patriots	S	4	3	1	0.0	0.0	0	0	0	0	0	0	0	1	1	0	0	0	0	0	0	0	0	0	L	33-36			
04	10/01	TITANS	S	4	1	3	0.0	0.0	0	0	0	2	3	3	0	2	0	0	0	0	0	0	0	0	0	0	W	57-14			
05	10/08	CHIEFS	S	9	4	5	0.0	0.0	0	0	0	0	0	0	0	1	0	0	0	0	0	0	0	0	0	0	L	34-42			
06	10/15	BROWNS	S	2	1	1	0.0	0.0	0	0	0	0	0	0	0	0	0	0	0	0	0	0	0	0	0	0	W	33-17			
08	10/29	at Seahawks	S	5	3	2	0.0	0.0	0	0	0	0	0	0	0	0	0	0	0	0	0	0	0	0	0	0	L	38-41			
09	11/05	COLTS	S	5	4	1	0.0	0.0	0	0	0	0	0	0	0	0	0	0	0	0	0	0	0	0	0	0	L	14-20			
10	11/12	at Rams	S	4	4	0	0.0	0.0	1	5	0	0	0	0	0	0	0	0	0	0	0	0	0	0	0	0	L	7-33			
11	11/19	CARDINALS	S	4	3	1	0.0	0.0	0	0	0	1	7	7	0	1	0	0	0	0	0	0	0	0	0	0	W	31-21			
12	11/27	at Ravens	S	3	3	0	0.0	0.0	0	0	0	0	0	0	0	0	0	0	0	0	0	0	0	0	0	0	L	16-23			
13	12/03	at Titans	S	5	4	1	0.0	0.0	0	0	0	0	0	0	0	0	1	0	0	0	0	0	0	0	0	0	L	13-24			
14	12/10	49ERS	S	3	3	0	0.0	0.0	0	0	1	0	0	0	0	0	0	0	0	0	0	0	0	0	0	0	L	16-26			
15	12/17	at Jaguars	S	4	2	2	0.0	0.0	0	0	0	0	0	0	0	0	0	0	0	0	0	0	0	0	0	0	L	7-45			
16	12/25	STEELERS	S	7	5	2	0.0	0.0	0	0	0	0	0	0	0	0	0	0	0	0	0	0	0	0	0	0	L	6-34			
17	12/31	at Colts	S	4	3	1	0.0	0.0	1	2	0	0	0	0	0	0	0	0	0	0	0	0	0	0	0	0	L	13-22			
2017 TOTALS				16-16	71	47	24	0.0	0.0	3	8	1	3	10	7	0	5	2	0	0	0	0	0	0	0	0	0	4-12			





# MARCUS HARDISON

NOSE TACKLE

6-3 | 315 | ARIZONA STATE

HOMETOWN: PUNTA GORDA, FLA. | AGE: 26

3RD NFL SEASON | 1ST WITH TEXANS | ACQUIRED: FA-'17

CAREER GP/GS: 0/0

TEAMS: CIN 2015-17; HOU 2017; JAX 2017; NE 2017



67

**TRANSACTIONS:** Selected by the Cincinnati Bengals with the 36th pick of the fourth round (135th overall) in the 2015 NFL Draft...Waived by the Bengals on Sept. 2, 2017...Signed to the Jacksonville Jaguars practice squad on Sept. 20, 2017...Released from the Jaguars practice squad on Nov. 20, 2017...Signed to the New England Patriots practice squad on Dec. 2, 2017...Released from the Patriots practice squad on Dec. 19, 2017...Signed to the Houston Texans practice squad on Dec. 21, 2017...Signed by the Texans on Jan. 2, 2018.

**2017 (Jacksonville 0/0; New England 0/0; Houston 0/0):**

- Spent Weeks 3-11 on the Jacksonville Jaguars practice squad, Weeks 13-15 on the New England Patriots practice squad and Weeks 16-17 on the Houston Texans practice squad

**2016 (Cincinnati 0/0):**

- Placed on the Reserve/Injured list on Sept. 3

**2015 (Cincinnati 0/0, 0/0):**

- Spent the entire season on the active roster but was inactive for the entire regular season and postseason

**COLLEGE:**

- Played two seasons (2013-14) at Arizona State University in Tempe, Ariz. after playing two seasons at Dodge City (Kan.) Community College
- Named All-Pac 12 Honorable mention as a senior
- Appeared in 13 games for Arizona State in 2014 and helped the team to a 10-3 record
- Posted 13 total tackles in the team's Sun Bowl victory over Duke (12/27/14)
- Ranked as the No. 5 overall junior college prospect in the country in 2012 by ESPN
- Rated as a four-star prospect as a junior college transfer by ESPN and Rivals

**PERSONAL:**

- Attended and played at Charlotte High School in Punta Garden, Fla.
- Born in Natchitoches, La.
- Played quarterback before transitioning to the defensive line in high school
- Hobbies include basketball, golf, bowling and fishing

## MARCUS HARDISON - NFL REGULAR SEASON STATISTICS

		TACKLES										INTERCEPTIONS					FUMBLES			ST					MISC	
DATE	TEAM	GP	GS	TK	S	A	TFL	YDS	SK	YDS	QBH	NO	YDS	LG	TD	PD	FF	FR	YDS	TK	S	A	FF	FR	S	A
2015	Bengals	0	0	0	0	0	0	0	0.0	0.0	0	0	0	0	0	0	0	0	0	0	0	0	0	0	0	0
2017	Bengals	0	0	0	0	0	0	0	0.0	0.0	0	0	0	0	0	0	0	0	0	0	0	0	0	0	0	0
2017	Jaguars	0	0	0	0	0	0	0	0.0	0.0	0	0	0	0	0	0	0	0	0	0	0	0	0	0	0	0
2017	Patriots	0	0	0	0	0	0	0	0.0	0.0	0	0	0	0	0	0	0	0	0	0	0	0	0	0	0	0
2017	Texans	0	0	0	0	0	0	0	0.0	0.0	0	0	0	0	0	0	0	0	0	0	0	0	0	0	0	0
NFL TOTALS		0	0	0	0	0	0	0	0.0	0.0	0	0	0	0	0	0	0	0	0	0	0	0	0	0	0	0

## MARCUS HARDISON - NFL POSTSEASON STATISTICS

		TACKLES										INTERCEPTIONS					FUMBLES			ST					MISC	
DATE	TEAM	GP	GS	TK	S	A	TFL	YDS	SK	YDS	QBH	NO	YDS	LG	TD	PD	FF	FR	YDS	TK	S	A	FF	FR	S	A
2015	Bengals	0	0	0	0	0	0	0	0.0	0.0	0	0	0	0	0	0	0	0	0	0	0	0	0	0	0	0
NFL TOTALS		0	0	0	0	0	0	0	0.0	0.0	0	0	0	0	0	0	0	0	0	0	0	0	0	0	0	0

# VETERAN BIOS

## 2017 GAME-BY-GAME REGULAR SEASON STATISTICS (BENGALS/JAGUARS/PATRIOTS/TEXANS)

			TACKLES								INTERCEPTIONS					FUMBLES			ST					MISC				
W	DATE	OPPONENT	TK	S	A	SK	YDS	TFL	YDS	QBH	NO	YDS	LG	TD	PD	FF	FR	YDS	TK	S	A	FF	FR	S	A	W/L	SCORE	
01	09/10	RAVENS									NOT ON ROSTER													L	0-20			
02	09/14	TEXANS									NOT ON ROSTER													L	9-13			
											Went from <b>Bengals</b> to <b>Jaguars</b> .																	
03	09/24	RAVENS									PRACTICE SQUAD													W	44-7			
04	10/01	at Jets									PRACTICE SQUAD													L	20-23+			
05	10/08	at Steelers									PRACTICE SQUAD													W	30-9			
06	10/15	RAMS									PRACTICE SQUAD													L	17-27			
07	10/22	at Colts									PRACTICE SQUAD													W	27-0			
09	11/05	BENGALS									PRACTICE SQUAD													W	23-7			
10	11/12	CHARGERS									PRACTICE SQUAD													W	20-17+			
11	11/19	at Browns									PRACTICE SQUAD													W	19-7			
12	11/26	at Cardinals									NOT ON ROSTER													L	24-27			
											Went from <b>Jaguars</b> to <b>Patriots</b> .																	
13	12/03	at Bills									PRACTICE SQUAD													W	23-3			
14	12/11	at Dolphins									PRACTICE SQUAD													L	20-27			
15	12/17	at Steelers									PRACTICE SQUAD													W	27-24			
											Went from <b>Patriots</b> to <b>Texans</b> .																	
16	12/25	STEELERS									PRACTICE SQUAD													L	6-34			
17	12/31	at Colts									PRACTICE SQUAD													L	13-22			
2017 TOTALS			0	0	0	0.0	0.0	0	0	0	0	0	0	0	0	0	0	0	0	0	0	0	0	0	0	8-8		

+ - Overtime



## JOEL HEATH

DEFENSIVE END

6-6 | 300 | MICHIGAN STATE

HOMETOWN: CINCINNATI, OHIO | AGE: 25

3RD NFL SEASON | 3RD WITH TEXANS | ACQUIRED: CFA-'16

2017 GP/GS: 13/9 | CAREER GP/GS (POST): 25/15 (2/0)

TEAMS: HOU 2016-17



93

**TRANSACTIONS:** Signed by the Houston Texans as a college free agent on May 5, 2016.

### 2017 (Houston 13/9):

- Recorded 24 total tackles (17 solo), 1.0 sack, one tackle for loss and one quarterback hit in 13 games
- Started Weeks 1-4 at defensive end and posted four total tackles through the first quarter of the season
- Tallied four total tackles and produced his first sack of the season vs. Kansas City (10/8)
- Returned from injury to start his sixth game of the season and produced a pair of tackles vs. Arizona (11/19)
- Made one tackle at Baltimore (11/27)
- Started his eighth game of the season and tallied one solo tackle at Tennessee (12/3)
- Tallied three total tackles vs. San Francisco (12/10)
- Made a career-high five total tackles at Jacksonville (12/17)
- Logged his ninth start of the season and registered two total tackles vs. Pittsburgh (12/25)

### 2016 (Houston 12/6, 2/0):

- Compiled eight total tackles (five solo), 2.0 sacks, four quarterback hits and two tackles for loss in 12 games played
- Inactive for Weeks 1-2
- Made his regular season NFL debut and contributed with one tackle at New England (9/22) in Week 3
- Inactive for Week 4 vs. Tennessee (10/2)
- Played 17 snaps on defense and made one solo tackle at Minnesota (10/9) in Week 5
- Inactive for Week 7 at Denver (10/24)
- Made his first career start at Oakland (11/21) in Week 11
- Started at defensive end and logged one tackle and his first career quarterback hit vs. San Diego (10/27) in Week 12
- Became the first undrafted rookie and sixth overall rookie in franchise history (first since OLB Whitney Mercilus in 2012) with 2.0 sacks in a game when he brought down Titans QB Matt Cassel in the first and fourth quarters at Tennessee (11/17) in Week 17
- His 2.0-sack game at Tennessee (11/17) made him the only undrafted rookie in the NFL to accomplish the feat in 2016 and made him just the 35th player in league history to do so since sacks became an official statistic in 1982
- Made two solo tackles in his first career postseason game vs.

Oakland (1/7/17) in the AFC Wild Card round

### COLLEGE:

- Played four seasons (2012-15) at Michigan State University in East Lansing, Mich. after redshirting the 2011 campaign
- Three-year letterwinner played in 39 career games, including 24 starts for the Spartans
- Two-year starter on the defensive line (2014-15)
- Had 60 career total tackles, including 10.5 for losses and 4.5 sacks
- Named honorable mention All-Big Ten (media) as a senior in 2015 after recording a career-high 31 total tackles, including 5.5 for losses (26 yards) and 2.0 sacks (11 yards)
- Earned his bachelor's degree in interdisciplinary studies in social science in Dec. 2015
- Collected six tackles in two bowl games (2015 Cotton, 2015 College Football Playoff Semifinal at Cotton Bowl)
- Had a productive game in the 2015 Cotton Bowl Classic win over No. 4 Baylor, tallying three stops

### PERSONAL:

- Attended Mount Healthy Jr/Sr High School in Cincinnati
- Represented the Ohio All-Stars in the June 2011 Big 33 Classic in Hershey, Pa.
- Rated among the nation's top defensive ends by Scout.com (No. 26)
- Named to SuperPrep's and PrepStar's All-Midwest Teams
- Ranked among Ohio's top seniors by Rivals.com (No. 49)
- Three-year starter for Coach Arvie Crouch
- Two-time first-team All-Ohio (Division II) selection by the Associated Press
- Named AP All-Ohio Division II Co-Defensive Player of the Year as a senior
- Two-time first-team AP Southwest All-District pick
- Selected AP Southwest All-District Defensive Player of the Year in 2010
- Two-time first-team all-conference choice
- Voted Fort Ancient Valley Conference Co-Athlete of the Year as a senior
- Produced 5.0 sacks in 2010
- Named to Cincinnati Enquirer's All-Area (Division II-VI) Team as a junior
- Recorded 41 tackles (22 solos, 19 assists) in 2009, finishing third in the conference with 6.5 sacks



# VETERAN BIOS

## JOEL HEATH - NFL REGULAR SEASON STATISTICS

DATE TEAM	GP	GS	TK	S	A	TACKLES					QBH	INTERCEPTIONS					FUMBLES			ST					MISC	
						TFL	YDS	SK	YDS	NO		YDS	LG	TD	PD	FF	FR	YDS	TK	S	A	FF	FR	S	A	
2016 Texans	12	6	8	5	3	2	11	2.0	11.0	4	0	0	0	0	0	0	0	0	0	0	0	0	0	0	0	0
2017 Texans	13	9	24	17	7	1	1	1.0	1.0	1	0	0	0	0	0	0	0	0	0	0	0	0	0	0	0	0
NFL TOTALS	25	15	32	22	10	3	12	3.0	12.0	5	0	0	0	0	0	0	0	0	0	0	0	0	0	0	0	0

## JOEL HEATH - NFL POSTSEASON STATISTICS

DATE TEAM	GP	GS	TK	S	A	TACKLES					QBH	INTERCEPTIONS					FUMBLES			ST					MISC		
						TFL	YDS	SK	YDS	NO		YDS	LG	TD	PD	FF	FR	YDS	TK	S	A	FF	FR	S	A		
2016 Texans	2	0	2	2	0	0	0	0.0	0.0	0	0	0	0	0	0	0	0	0	0	0	0	0	0	0	0	0	0
NFL TOTALS	2	0	2	2	0	0	0	0.0	0.0	0	0	0	0	0	0	0	0	0	0	0	0	0	0	0	0	0	0

## SINGLE-GAME HIGHS: DEFENSIVE

**Total Tackles** 5 at Jacksonville Jaguars, Dec 17, 2017      **Tackles For Loss** 2 at Tennessee Titans, Jan 01, 2017  
**Sacks** 2.0 at Tennessee Titans, Jan 01, 2017

## SINGLE-GAME HIGHS - POSTSEASON: DEFENSIVE

**Total Tackles** 2 vs. Oakland Raiders, Jan 07, 2017

## 2017 GAME-BY-GAME REGULAR SEASON STATISTICS (TEXANS)

				TACKLES							INTERCEPTIONS					FUMBLES			ST					MISC					
W	DATE	OPPONENT		TK	S	A	SK	YDS	TFL	YDS	QBH	NO	YDS	LG	TD	PD	FF	FR	YDS	TK	S	A	FF	FR	S	A	W/L	SCORE	
01	09/10	JAGUARS	S	2	1	1	0.0	0.0	0	0	0	0	0	0	0	0	0	0	0	0	0	0	0	0	0	0	L	7-29	
02	09/14	at Bengals	S	1	0	1	0.0	0.0	0	0	0	0	0	0	0	0	0	0	0	0	0	0	0	0	0	0	W	13-9	
03	09/24	at Patriots	S	0	0	0	0.0	0.0	0	0	0	0	0	0	0	0	0	0	0	0	0	0	0	0	0	0	L	33-36	
04	10/01	TITANS	S	1	1	0	0.0	0.0	0	0	0	0	0	0	0	0	0	0	0	0	0	0	0	0	0	0	W	57-14	
05	10/08	CHIEFS	P	4	4	0	1.0	1.0	1	1	1	0	0	0	0	0	0	0	0	0	0	0	0	0	0	0	L	34-42	
06	10/15	BROWNS	S	1	1	0	0.0	0.0	0	0	0	0	0	0	0	0	0	0	0	0	0	0	0	0	0	0	W	33-17	
08	10/29	at Seahawks		INACTIVE																									
09	11/05	COLTS		INACTIVE																									
10	11/12	at Rams		INACTIVE																									
11	11/19	CARDINALS	S	2	1	1	0.0	0.0	0	0	0	0	0	0	0	0	0	0	0	0	0	0	0	0	0	0	W	31-21	
12	11/27	at Ravens	S	1	0	1	0.0	0.0	0	0	0	0	0	0	0	0	0	0	0	0	0	0	0	0	0	0	L	16-23	
13	12/03	at Titans	S	1	1	0	0.0	0.0	0	0	0	0	0	0	0	0	0	0	0	0	0	0	0	0	0	0	L	13-24	
14	12/10	49ERS	P	3	1	2	0.0	0.0	0	0	0	0	0	0	0	0	0	0	0	0	0	0	0	0	0	0	L	16-26	
15	12/17	at Jaguars	P	5	5	0	0.0	0.0	0	0	0	0	0	0	0	0	0	0	0	0	0	0	0	0	0	0	L	7-45	
16	12/25	STEELERS	S	2	1	1	0.0	0.0	0	0	0	0	0	0	0	0	0	0	0	0	0	0	0	0	0	0	L	6-34	
17	12/31	at Colts	P	1	1	0	0.0	0.0	0	0	0	0	0	0	0	0	0	0	0	0	0	0	0	0	0	0	L	13-22	
2017 TOTALS			13-9	24	17	7	1.0	1.0	1	1	1	0	0	0	0	0	0	0	0	0	0	0	0	0	0	0	0	4-12	



# BEN HEENEY

INSIDE LINEBACKER

6-0 | 230 | KANSAS

HOMETOWN: OVERLAND PARK, KAN. | AGE: 26

4TH NFL SEASON | 2ND WITH TEXANS | ACQUIRED: FA-'17

2017 GP/GS: 5/0 | CAREER GP/GS: 24/5

TEAMS: OAK 2015-17; HOU 2017; NO 2017



50

**TRANSACTIONS:** Selected with the fourth pick in the fifth round (140th overall) of the 2015 NFL Draft by the Oakland Raiders...Waived by the Raiders on Sept. 2, 2017...Signed to the Saints practice squad on Sept. 23, 2017...Signed to the Saints active roster on Sept. 27, 2017...Waived by the Saints on Oct. 3, 2017...Claimed off waivers by the Houston Texans on Oct. 4, 2017...Re-signed by the Texans on March 26, 2018.

## 2017 (New Orleans 0/0; Houston 5/0):

- Recorded two special teams tackles in five games played
- Made his Texans debut at Seattle (10/29) and recorded one special teams tackle
- Notched one special teams tackle vs. Arizona (11/19)
- Placed on the Reserve/Injured list on Nov. 29

## 2016 (Oakland 4/2):

- Compiled 13 total tackles (11 solo) and one quarterback hit in four games played
- Started the first two games of the season and registered 11 total tackles (nine solo)
- Appeared in Weeks 3-4 and made two defensive stops, one quarterback hit and two special teams tackles

## 2015 (Oakland 15/3):

- Posted a career-high 33 total tackles (27 solo), 2.5 sacks, five tackles for loss, three quarterback hits, one pass defended and one forced fumble as a rookie
- Recorded seven total tackles, his first career sack, a quarterback hit, a tackle for loss and a pass defended at Detroit (11/22)
- Made his first NFL start and recorded 0.5 sack vs. Kansas City (12/6)
- Produced his second full sack vs. Green Bay (12/20)
- Tallied a career-high seven solo tackles vs. San Diego (12/24)

## COLLEGE:

- Played four seasons (2011-14) at the University of Kansas in Lawrence, Kan.
- Two-time team captain who was a unanimous selection to the 2014 All-Big 12 First Team
- Finished his career with 334 total tackles, 36.0 tackles for loss, 3.5 sacks, four interceptions and three forced fumbles
- Became the highest draft pick out of Kansas since 2010

## PERSONAL:

- Attended Hutchinson High School in Hutchinson, Kansas
- Son of Joe and Mitzi Heeney
- Father and two uncles played baseball at Kansas
- Rushed for a school record 333 yards in a high school game

## BEN HEENEY - NFL REGULAR SEASON STATISTICS

DATE	TEAM	GP	GS	TK	S	A	TACKLES					INTERCEPTIONS					FUMBLES			ST					MISC		
							TFL	YDS	SK	YDS	QBH	NO	YDS	LG	TD	PD	FF	FR	YDS	TK	S	A	FF	FR	S	A	
2015	Raiders	15	3	33	27	6	5	23	2.5	17.5	3	0	0	0	0	1	1	0	0	5	4	1	0	0	0	0	0
2016	Raiders	4	2	13	11	2	0	0	0.0	0.0	1	0	0	0	0	0	0	0	0	2	2	0	0	0	0	0	0
2017	Raiders	0	0	0	0	0	0	0	0.0	0.0	0	0	0	0	0	0	0	0	0	0	0	0	0	0	0	0	0
2017	Saints	0	0	0	0	0	0	0	0.0	0.0	0	0	0	0	0	0	0	0	0	0	0	0	0	0	0	0	0
2017	Texans	5	0	0	0	0	0	0	0.0	0.0	0	0	0	0	0	0	0	0	0	2	0	2	0	0	0	0	0
NFL TOTALS		24	5	46	38	8	5	23	2.5	17.5	4	0	0	0	0	1	1	0	0	9	6	3	0	0	0	0	0

## SINGLE-GAME HIGHS: DEFENSIVE

**Total Tackles** 7 vs. Los Angeles Chargers, Dec 24, 2015  
...2 more at 7.

**Sacks** 1.0 vs. Green Bay Packers, Dec 20, 2015  
...1 more at 1.0.

**Passes Defensed** 1 at Detroit Lions, Nov 22, 2015

**Forced Fumbles**  
**Tackles For Loss**

**Special Teams Tackles**

1 at Denver Broncos, Dec 13, 2015  
1 at Kansas City Chiefs, Jan 03, 2016  
...4 more at 1.  
2 at Baltimore Ravens, Oct 02, 2016  
...1 more at 2.

# VETERAN BIOS

## 2017 GAME-BY-GAME REGULAR SEASON STATISTICS (RAIDERS/SAINTS/TEXANS)

2017 GAME BY GAME REGULAR SEASON STATISTICS (RAIDERS/SAINTS/TEXANS)																														
W	DATE	OPPONENT	TACKLES								INTERCEPTIONS					FUMBLES			ST					MISC		W/L	SCORE			
			TK	S	A	SK	YDS	TFL	YDS	QBH	NO	YDS	LG	TD	PD	FF	FR	YDS	TK	S	A	FF	FR	S	A					
01	09/10	at Titans	NOT ON ROSTER																										W	26-16
02	09/17	JETS	NOT ON ROSTER																										W	45-20
			Went from <b>Raiders</b> to <b>Saints</b> .																											
03	09/24	at Panthers	PRACTICE SQUAD																										W	34-13
04	10/01	at Dolphins	INACTIVE																										W	20-0
			Went from <b>Saints</b> to <b>Texans</b> .																											
05	10/08	CHIEFS	INACTIVE																										L	34-42
06	10/15	BROWNS	INACTIVE																										W	33-17
08	10/29	at Seahawks	P	0	0	0	0.0	0.0	0	0	0	0	0	0	0	0	0	0	1	0	1	0	0	0	0	L	38-41			
09	11/05	COLTS	P	0	0	0	0.0	0.0	0	0	0	0	0	0	0	0	0	0	0	0	0	0	0	0	0	L	14-20			
10	11/12	at Rams	P	0	0	0	0.0	0.0	0	0	0	0	0	0	0	0	0	0	0	0	0	0	0	0	0	L	7-33			
11	11/19	CARDINALS	P	0	0	0	0.0	0.0	0	0	0	0	0	0	0	0	0	0	1	0	1	0	0	0	0	W	31-21			
12	11/27	at Ravens	P	0	0	0	0.0	0.0	0	0	0	0	0	0	0	0	0	0	0	0	0	0	0	0	0	L	16-23			
13	12/03	at Titans	INJURED RESERVE																										L	13-24
14	12/10	49ERS	INJURED RESERVE																										L	16-26
15	12/17	at Jaguars	INJURED RESERVE																										L	7-45
16	12/25	STEELERS	INJURED RESERVE																										L	6-34
17	12/31	at Colts	INJURED RESERVE																										L	13-22
2017 TOTALS		5-0	0	0	0	0.0	0.0	0	0	0	0	0	0	0	0	0	0	0	2	0	2	0	0	0	0	6-10				





# SEANTREL HENDERSON

TACKLE

6-7 | 330 | MIAMI (FLA.)

HOMETOWN: ST. PAUL, MINN. | AGE: 26

5TH NFL SEASON | 1ST WITH TEXANS | ACQUIRED: UFA-'18 (BUF)

2017 GP/GS (POST): 7/1 (1/0) | CAREER GP/GS (POST): 34/27 (1/0)

TEAMS: BUF 2014-17; HOU 2018



76

**TRANSACTIONS:** Selected by the Buffalo Bills with the 22nd pick of the seventh round (237th overall) of the 2014 NFL Draft...Signed with the Houston Texans as an unrestricted free agent on March 15, 2018.

## 2017 (Buffalo 7/1, 1/0):

- ✦ Appeared in the final seven games of the season, starting at tackle at the Los Angeles Chargers (11/19) in Week 11
- ✦ Missed five games due to a suspension for violating the NFL's Policy and Program for Substances of Abuse
- ✦ Inactive Weeks 7-9
- ✦ Was part of an offensive unit that ranked sixth in the NFL in rushing yards per game
- ✦ Played tackle and contributed on special teams in the AFC Wild Card Playoff at Jacksonville (1/7/17)

## 2016 (Buffalo 1/0):

- ✦ Appeared in one game in 2016 after being diagnosed with Crohn's disease and undergoing multiple surgeries in the offseason
- ✦ Missed the first four games and the final five games of the season for violating the NFL's Policy and Program for Substances of Abuse

## 2015 (Buffalo 10/10):

- ✦ Started 10 games at right tackle
- ✦ Inactive at Jacksonville (10/25) in Week 7 due to injury
- ✦ Missed the final five games with an undisclosed illness, which would later be diagnosed as Crohn's disease
- ✦ Part of an offensive unit that ranked first in rushing yards per game and rushing yards per play in the NFL

## 2014 (Buffalo 16/16):

- ✦ Started every game at right tackle as a rookie
- ✦ Became the first seventh round draft pick to start all 16 games as a rookie since 2004 (Shane Olivea, San Diego)

## COLLEGE:

- ✦ Played four seasons (2010-13) at the University of Miami (Fla.)
- ✦ Saw action in 43 games and made 26 starts in his career with the Hurricanes
- ✦ Named third team All-ACC as a senior
- ✦ Helped anchor an offensive line that paved the way for an offense that averaged 425.8 yards of total offense and 33.8 points per game in 2013
- ✦ Named to NWAA Freshman All-American Team and honored with the Newcomer of the Year award by his teammates as a freshman in 2010

## PERSONAL:

- ✦ Led Cretin-Derham Hall to a 5A state championship as a senior in 2009
- ✦ Named 2009 USA TODAY High School Offensive Player of the Year, becoming first lineman to win award
- ✦ Ranked as No. 2 recruit in nation by Rivals.com and was five-star recruit
- ✦ Named Junior of the Year by Rivals.com in 2008
- ✦ Did not allow sack in 250 pass attempts senior year
- ✦ First-team EA Sports All-American in 2009
- ✦ One of two juniors to be named first-team USA TODAY All-America in 2008 and made team again in 2009
- ✦ Recognized as Minnesota Player of the Year in 2009
- ✦ Rated No. 1 offensive lineman by Rivals.com
- ✦ Named 2009 PARADE Magazine Player of the Year
- ✦ Rated No. 1 player and five-star recruit by Scout.com
- ✦ Was first-team All-Metro as senior
- ✦ Also was participant on Cretin-Durham Hall basketball and track teams
- ✦ Won shot put, discus throw and 1,500 meters in 2004 Minnesota Junior Olympics
- ✦ Son of Zora Jasper and Sean Henderson
- ✦ Has two children, Synneva and Seantrel Jr.

# VETERAN BIOS

## SEANTREL HENDERSON - NFL REGULAR SEASON STATISTICS

### DATE TEAM GP GS

2014	Bills	16	16
2015	Bills	10	10
2016	Bills	1	0
2017	Bills	7	1

NFL 34 27

### TOTALS

## SEANTREL HENDERSON - NFL POSTSEASON STATISTICS

### DATE TEAM GP GS

2017	Bills	1	0
------	-------	---	---

NFL 1 0

### TOTALS

## 2017 GAME-BY-GAME REGULAR SEASON STATISTICS (BILLS)

W	DATE	OPPONENT	P/S		W/L	SCORE
01	09/10	JETS		RESERVE/LEAGUE SUSP.	W	21-12
02	09/17	at Panthers		RESERVE/LEAGUE SUSP.	L	3-9
03	09/24	BRONCOS		RESERVE/LEAGUE SUSP.	W	26-16
04	10/01	at Falcons		RESERVE/LEAGUE SUSP.	W	23-17
05	10/08	at Bengals		RESERVE/LEAGUE SUSP.	L	16-20
07	10/22	BUCCANEERS		INACTIVE	W	30-27
08	10/29	RAIDERS		INACTIVE	W	34-14
09	11/02	at Jets		INACTIVE	L	21-34
10	11/12	SAINTS	P		L	10-47
11	11/19	at Chargers	S		L	24-54
12	11/26	at Chiefs	P		W	16-10
13	12/03	PATRIOTS	P		L	3-23
14	12/10	COLTS		INACTIVE	W	13-7+
15	12/17	DOLPHINS	P		W	24-16
16	12/24	at Patriots	P		L	16-37
17	12/31	at Dolphins	P		W	22-16
2017 TOTALS			7-1		9-7	

+ - Overtime

## 2017 GAME-BY-GAME POSTSEASON STATISTICS (BILLS)

W	DATE	OPPONENT	P/S	W/L	SCORE
01	01/07	at Jaguars	P	L	3-10
2017 TOTALS			1-0	0-1	



# DEANDRE HOPKINS

WIDE RECEIVER

6-1 | 215 | CLEMSON

HOMETOWN: CENTRAL, S.C. | AGE: 26

6TH NFL SEASON | 6TH WITH TEXANS | ACQUIRED: D1-'13

2017 GP/GS: 15/15 | CAREER GP/GS (POST): 79/79 (3/3)

TEAMS: HOU 2013-17



10

**TRANSACTIONS:** Selected by the Houston Texans with the 27th pick in the first round (27th overall) of the 2013 NFL Draft...Signed a contract extension with the Texans on Sept. 1, 2017.

## HONORS:

- AP NFL All-Pro First Team (2017)
- AP NFL All-Pro Second Team (2015)
- Pro Bowl (2x – 2015, 2017)
- PFWA All-NFL Team (2017)
- Pro Football Focus First Team Offense (2017)
- 2013 PFWA All-Rookie Team (2013)
- 2013 Texans Rookie of the Year (2013)
- NFL Offensive Rookie of the Month (Sept. 2013)
- AFC Offensive Player of the Week (Week 6, 2015)

## CAREER:

- Ranks second in franchise history with 5,865 yards receiving, 36 receiving touchdowns and 413 career receptions
- Became the third-youngest wide receiver in NFL history to reach 5,000 career receiving yards at 25 years, four months and 24 days old (behind only Randy Moss and Larry Fitzgerald) and the second-youngest wide receiver in NFL history to 350 receptions at 25 years, four months and three days old (behind only Fitzgerald)
- Reached 400 receptions at 25 years, six months and five days old as the second-youngest wide receiver in NFL history (behind only Larry Fitzgerald)
- At 23 years, 169 days old, was the third-youngest player in NFL history to reach 200 career receptions and 3,000 career receiving yards, behind only WR Larry Fitzgerald (23 years, 108 days) and WR David Boston (23 years, 126 days)
- Only the third wide receiver in NFL history at age 23-or-younger with 1,400 receiving yards and 11 receiving touchdowns in a season (Isaac Bruce, Randy Moss)
- Recorded a reception in his first 79 career games, the longest streak to start a Texans career, the second-longest among all active NFL wide receivers and the 12th-longest streak to start a career in NFL history
- Became the second player under the age of 24 to amass 3,500 career receiving yards (Randy Moss)
- Logged 81 receptions through 11 games in 2015, which was the most by any player 23-or-younger in NFL history
- Became the first player in NFL history with at least nine catches and 145 receiving yards in three consecutive games (Weeks 4-6, 2015)
- Has 18 100-yard games in his career, which is second-most in franchise history and the most 100-yard receiving games in the

- first five years of a player's career in franchise history
- Set single-season franchise records for touchdown receptions (13) and games with at least one touchdown reception (10) in the 2017 season
- Currently the Texans all-time leader in yards per reception at 14.2
- Owens the third-most career receiving yards (201) in Texans postseason history
- Passed WR Andre Johnson (3,953 from 2003-06) for the most receiving yards by a Texans player in the first four seasons of his career, vs. Detroit (10/30/16)
- Passed Andre Johnson (311 from 2003-06) for the most receptions (312) in the first four years of a player's career in Texans history, at Tennessee (1/1/17)
- His 11 receptions and 136 receiving yards in the playoffs are the fourth-highest totals in Texans postseason history
- Passed WR Andre Johnson for the most receptions (239), receiving yards (3,533), receiving touchdowns (19) and 100-yard receiving games (11) in a player's first three seasons in franchise history
- Set a franchise record for the most receiving touchdowns in a single season (10) in 2015, surpassing WR Andre Johnson's previous record of nine in 2009
- The 25th player in NFL history to amass 2,000 yards receiving through his first two seasons
- Became the second player in franchise history to eclipse the 1,000-yard mark in 2014 (WR Andre Johnson 2004, 06, 2008-10, 2012-13). Accomplished the feat vs. Tennessee (11/30/14) in the 12th game of the season
- Reached 1,000 career yards receiving in his 19th game
- Reached 2,000 career yards receiving in his 31st game. The second youngest (22 years, 198 days) player in NFL history to reach 2,000 yards
- Became the fastest player in team history to reach 3,000 receiving yards, doing so in his 42nd career game. The previous record was held by Andre Johnson (48 games)
- Reached 100 career catches in his 27th game
- Became the fastest player in team history to reach 200 receptions, doing so in his 42nd career game. The previous record was held by WR Andre Johnson (43 games)
- Became the first player in team history to accumulate 1,000 receiving yards in the first 10 games of a season (2015)
- Had a career-high 238 yards vs. Tennessee (11/30/14), which was the fourth 200-yard receiving game in franchise history. Averaged 26.4 yards per reception, which was the highest single-game average for a player with at least five receptions in franchise history



- Registered six 100-yard games in 2015 tied for the second-most in a season in franchise history
- Recorded a streak of four consecutive 100-yard receiving games from Week 3 to 6 in 2015, which is tied for the longest in franchise history
- Became the second player in franchise history to record a 100-catch season in 2015
- In 2015, set single-season career highs in receptions (111), receiving yards (1,521), receiving touchdowns (11) and 100-yard receiving games (six). Ranked third in the NFL in receptions and receiving yards and tied for seventh in receiving touchdowns
- Finished the 2015 regular season with the third-most receptions (111), fourth-most receiving yards (1,521) and the second-most receiving touchdowns (11) in a single season in franchise history

## 2017 (Houston 15/15):

- Earned AP NFL All-Pro First Team, PFWA All-NFL Team and Pro Football Focus First Team Offense honors
- Named a starter in his second Pro Bowl appearance
- Caught 96 passes for 1,378 yards and 13 touchdowns in 15 games played
- Led the NFL in receiving touchdowns with a single-season franchise-record and single-season career-high 13
- Caught a touchdown in an NFL-high and franchise-record 10 different games and tied for the second-most games with two-or-more receiving touchdowns in the NFL (two)
- Ranked first in the NFL among wide receivers and third among all non-kickers in points scored with a single-season career-high 78
- Scored a receiving touchdown in five straight games, becoming the first player in franchise history to do so and one of two players (Robbie Anderson) in the NFL to do so in 2017
- Became the first player in team history with a touchdown reception in eight straight home games and the only player in the NFL to score a rushing or receiving touchdown in every home game in 2017
- Caught seven passes for the third straight game and tallied 76 yards at New England (9/24)
- Posted four receptions for 52 yards and a career-best three touchdown receptions vs. Kansas City (10/8). He became the second player in team history with three-or-more touchdown receptions in a single game and passed Kevin Walter (25) for the fifth most touchdowns in franchise history
- Caught eight passes for 224 yards and one touchdown at Seattle (10/29). The 224 receiving yards was the second-most in the NFL and second-most in his career. Became the only player in team history to catch six touchdowns in a four-game span. The 10th player in NFL history to notch 224-or-more yards and a touchdown in a game on two separate occasions and topped 5,000 receiving yards for his career
- Finished with a game-high seven receptions for a game-high 125 yards (17.9 yards per reception average) at Baltimore (11/27). With the performance, became the fourth NFL player to top 1,000 receiving yards on the season, tied Andre Johnson (2003-07) for the most 100-yard games through a player's first five seasons in team history (17), passed Owen Daniels (385) for the second-most receptions in team history,
- Registered a season-high 11 receptions for 149 yards and two touchdowns vs. San Francisco (12/10). Recorded his 11th receiving touchdown of the year. Posted his 18th career game with 100-or-more receiving yards, the most in a player's first five seasons in franchise history, and continued his streak of scoring in every home game (seven). Since entering the league in 2013, he has 24 receiving touchdowns in home games, tied for the

fourth-most in that span, and had 10 touchdowns in home games, which is tied for the most in a single season since he entered the league in 2013

- Finished with four receptions for 65 yards and one touchdown vs. Pittsburgh (12/25), increasing his NFL lead and franchise records to 13 receiving touchdowns and 10 games with one-or-more receiving touchdowns. Became the first player in franchise history to produce a touchdown reception in eight straight home games and has produced 55-or-more scrimmage yards in nine straight games to become the only receiver to string together such a streak in the NFL

## 2016 (Houston 16/16, 2/2):

- Compiled 954 yards on 78 receptions and four touchdowns in 16 games played
- Finished tied for second in the NFL in third-down receptions (28), tied for 24th in receptions (78) and 29th in receiving yards (954)
- Led the team in receptions, receiving yards and tied for the lead in touchdowns
- Passed Andre Johnson (3,953 from 2003-06) for the most receiving yards by a Texans player in the first four seasons of his career, vs. Detroit (10/30)
- Surpassed 4,000 receiving yards for his career with a team-high five receptions for 48 yards at Jacksonville (11/13) in Week 10
- Led the team with five receptions for 67 yards and his first career postseason touchdown vs. Oakland (1/7/17) in the AFC Wild Card round
- Posted team highs of six receptions for 65 yards at New England (1/14/17) in the AFC Divisional round

## 2015 (Houston 16/16, 1/1):

- Earned Pro Bowl and Associated Press NFL All-Pro Second Team honors after starting all 16 games and recording 111 receptions, 1,521 yards, six 100-yard receiving games and 11 receiving touchdowns
- Ranked third in the NFL in receptions and yards and tied for seventh in receiving touchdowns
- Passed WR Andre Johnson for the most receptions (239), receiving yards (3,533), receiving touchdowns (19) and 100-yard receiving games (11) in a player's first three seasons in franchise history
- Led both teams with 98 receiving yards and two receiving touchdowns on nine receptions vs. Kansas City (9/13). Scored 14 total points (two receiving touchdowns, one two-point conversion), which was the second-highest single-game total by a wide receiver in team history
- Recorded 157 receiving yards with nine receptions at Atlanta (10/4). Posted back-to-back 100-yard receiving games for the first time in his career (Weeks 3-4)
- Led the team with a career-high 11 catches for 169 yards and posted his first career game with 10-or-more receptions vs. Indianapolis (10/8)
- Caught 10 passes for 148 yards and two touchdowns at Jacksonville (10/18). Recorded his fourth consecutive 100-yard receiving game, which tied the franchise record (WR Andre Johnson, 2008). Became the first player in NFL history with at least nine catches and 145 receiving yards in three consecutive games (Weeks 4-6). Had the second-most receptions (52) and fourth-most yards (726) through six games in NFL history. Second player in team history with back-to-back games with 10 catches
- Passed WR Andre Johnson (35 in 2006) for the second-most receptions in a single October in Texans history. Finished the month with 36 receptions for 524 yards and two touchdowns. His

receiving yards totals also ranked as the second-most in October in team history

- ✦ At 23 years, 169 days old, became the third-youngest player in NFL history to reach 200 career receptions and 3,000 career receiving yards, behind only WR Larry Fitzgerald (23 years, 108 days) and WR David Boston (23 years, 126 days)
- ✦ Became the fastest player in team history to reach 200 receptions and 3,000 receiving yards, doing so in his 42nd career game. The previous records were held by WR Andre Johnson (43 and 48 games respectively)
- ✦ Became the first player in team history to accumulate 1,000 receiving yards in the first 10 games of a season
- ✦ Notched his 10th career 100-yard receiving game, passing WR Andre Johnson (nine) for the most 100-yard receiving games in a player's first three seasons in team history
- ✦ Tied TE Owen Daniels (four) for the second-most career multiple-touchdown games in Texans history
- ✦ Tied WR Andre Johnson (three in 2009) for the most multiple-touchdown games in a single season in team history
- ✦ Caught three passes for 52 yards (17.3 avg.), including a long of 40 yards, vs. New England (12/13). Set a single-season career high in receiving yards, surpassing his previous high of 1,210 receiving yards in 2014
- ✦ Became just the third wide receiver in NFL history at age 23-or-younger with 1,400 receiving yards and 11 receiving touchdowns in a season (WR Isaac Bruce, WR Randy Moss)
- ✦ In his first career playoff start, led the team with six receptions for 69 yards in the AFC Wild Card game vs. Kansas City (1/9/16). His receiving yardage total ranked as the sixth-highest mark in a postseason game in Texans history, while his reception total ranked seventh

## 2014 (Houston 16/16):

- ✦ Named a Pro Bowl alternate after becoming the second player in franchise history to eclipse the 1,000-yard mark. Finished his second NFL season with 76 catches for 1,210 yards and six touchdowns
- ✦ Hauled in a career long 76-yard touchdown in the second quarter in a win vs. Washington (9/7). Finished the game with four receptions for 89 yards
- ✦ Set a career high of 238 yards receiving, two touchdowns receiving and nine receptions vs. Tennessee (11/30) in Week 13, which was the fourth 200-yard receiving game and second highest total in franchise history. Averaged 26.4 yards per reception, the highest single-game average for a player with at least five receptions in franchise history. Tied a franchise single-game record with four receptions of 25-plus yards. Became the second player in franchise history to eclipse the 1,000-yard mark in franchise history. Recorded 117 yards receiving in the first half and 121 in the second half after entering the game having not registered 100 yards receiving in any half of his career
- ✦ Caught five passes for 38 yards vs. Baltimore (12/21). Became the fifth player in franchise history with more than 2,000 receiving yards and the second-youngest (22 years, 198 days) player in NFL history to reach 2,000 yards receiving. Became the 25th player in NFL history with 2,000 yards receiving through his first two seasons

## 2013 (Houston 16/16):

- ✦ Started all 16 games and finished the season with 52 receptions for 802 yards (15.4 avg.), ranking second in both categories among rookies in franchise history to Andre Johnson's 66 receptions for 976 yards in 2003
- ✦ Also recorded two receiving touchdowns as a rookie

- ✦ Earned a spot on the PFWA All-Rookie Team and was voted the Texans Rookie of the Year by teammates
- ✦ Named NFL Offensive Rookie of the Month in September after finishing the month with 20 receptions for 270 yards (13.5 avg.) and a touchdown
- ✦ Made his first career start at wide receiver in his NFL debut and recorded five receptions for 66 yards (13.2 avg.) at San Diego (9/9) in Week 1
- ✦ Recorded seven receptions for 117 yards (16.7 avg.) and the game-winning touchdown in overtime vs. Tennessee (9/15) to become the youngest player in NFL history to score the game-winning touchdown in overtime at 21 years and 101 days
- ✦ Had the second-most yards receiving ever by a Texans rookie vs. Tennessee in Week 2, (WR Andre Johnson, 122 at Buffalo, 11/16/03) and tied for the second-most receptions by a rookie in franchise history
- ✦ Caught two passes for 77 yards (38.5 avg.), including a franchise-long reception by a rookie of 66 yards vs. New England (12/1) in Week 13

## COLLEGE:

- ✦ Played three seasons (2010-12) at Clemson (S.C.) University
- ✦ Appeared in 39 games, starting 32 contests for the Tigers
- ✦ Had 206 receptions for 3,020 yards (14.7 avg) and 27 touchdowns, adding 32 yards on a pair of kickoff returns and 82 yards on 12 punt returns (6.8 avg), to amass 3,134 all-purpose yards, an average of 80.4 yards per game
- ✦ The only player in Clemson history with multiple 100-yard receiving performances in bowl games (105 vs. South Florida in the 2010 Meineke Car Care Bowl; 107 vs. West Virginia in the 2012 Orange Bowl; 191 yards vs. Louisiana State in the 2012 Chick-fil-A Bowl), as he tallied 32 receptions for 403 yards and three touchdowns in three postseason appearances
- ✦ His 3,020 receiving yards are the 11th-highest total by an ACC player and second in Clemson history behind only Sammy Watkins
- ✦ His 27 touchdown grabs tied WR Herman Moore of Virginia (1988-90) and Sammy Watkins (2011-13) for ninth on the ACC all-time record chart
- ✦ Majored in community recreation, sport and camp management

## PERSONAL:

- ✦ Attended D.W. Daniel High School in Central, S.C., playing football for Head Coach Randy Robinson
- ✦ Registered 57 receptions for 1,266 yards and 18 touchdowns on offense and 28 interceptions, returning five for touchdowns on defense
- ✦ Returned 11 punts for 289 yards and three touchdowns, along with two kickoff returns for 119 yards and one score as a senior
- ✦ Rated the 12th-best receiver in the nation and the state's eighth-best overall prospect by Rivals.com, and was the 14th-ranked cornerback by Scout.com and ESPN rated him the 29th-best athlete
- ✦ Super Prep's sixth-ranked athlete in the state, he received all-state first-team honors from the Charlotte Observer and The State, adding All-Southern honors from the Orlando Sentinel
- ✦ A finalist for state "Mr. Football" accolades, he was twice named All-State (defense) by the Associated Press
- ✦ Participated in the Offense-Defense All American game and the Shrine Bowl
- ✦ Two-time Seneca Daily Journal Player of the Year and Anderson Independent Player of the Year choice, in addition to receiving Class AAA All-State honors from the High School Sports Report as a junior and senior

## VETERAN BIOS

- Added co-region player of the year recognition as a senior and was a three-time all-region pick
- Led D.W. Daniel High to a 37-4 record during his gridiron career
- Was also a four-year starter for the school's basketball team, a

three-time all-state choice who tallied more than 1,300 points, 400 rebounds, 600 assists, and 200 steals in his career  
 Uncle, the late Terry Smith, had 162 receptions as a Clemson Tiger from 1990-93

### DEANDRE HOPKINS - NFL REGULAR SEASON STATISTICS

DATE TEAM	GP	GS	RECEIVING					RUSHING				
			NO.	YDS	AVG	LG	TD	NO.	YDS.	AVG.	LG	TD
2013 Texans	16	16	52	802	15.4	66	2	0	0	0.0	0	0
2014 Texans	16	16	76	1,210	15.9	76t	6	0	0	0.0	0	0
2015 Texans	16	16	111	1,521	13.7	61t	11	0	0	0.0	0	0
2016 Texans	16	16	78	954	12.2	51	4	0	0	0.0	0	0
2017 Texans	15	15	96	1,378	14.4	72t	13	0	0	0.0	0	0
<b>NFL TOTALS</b>	<b>79</b>	<b>79</b>	<b>413</b>	<b>5,865</b>	<b>14.2</b>	<b>76t</b>	<b>36</b>	<b>0</b>	<b>0</b>	<b>0.0</b>	<b>0</b>	<b>0</b>

### DEANDRE HOPKINS - NFL POSTSEASON STATISTICS

DATE TEAM	GP	GS	RECEIVING					RUSHING				
			NO.	YDS	AVG	LG	TD	NO.	YDS.	AVG.	LG	TD
2015 Texans	1	1	6	69	11.5	17	0	0	0	0.0	0	0
2016 Texans	2	2	11	132	12.0	38	1	0	0	0.0	0	0
<b>NFL TOTALS</b>	<b>3</b>	<b>3</b>	<b>17</b>	<b>201</b>	<b>11.8</b>	<b>38</b>	<b>1</b>	<b>0</b>	<b>0</b>	<b>0.0</b>	<b>0</b>	<b>0</b>

### SINGLE-GAME HIGHS: RUSHING/RECEIVING

**Receptions** 11 vs. San Francisco 49ers, Dec 10, 2017  
 ...1 more at 11.  
**Receiving Yards** 238 vs. Tennessee Titans, Nov 30, 2014  
**Longest Receptions** 76t vs. Washington Redskins, Sep 07, 2014

**Receiving TDs** 3 vs. Kansas City Chiefs, Oct 08, 2017  
**All-purpose yards** 238 vs. Tennessee Titans, Nov 30, 2014  
**Most TDs** 3 vs. Kansas City Chiefs, Oct 08, 2017

### SINGLE-GAME HIGHS - POSTSEASON: RUSHING/RECEIVING

**Receptions** 6 at New England Patriots, Jan 14, 2017  
 ...1 more at 6.  
**Receiving Yards** 69 vs. Kansas City Chiefs, Jan 09, 2016  
**Longest Receptions** 38 vs. Oakland Raiders, Jan 07, 2017

**Receiving TDs** 1 vs. Oakland Raiders, Jan 07, 2017  
**All-purpose yards** 69 vs. Kansas City Chiefs, Jan 09, 2016  
**Most TDs** 1 vs. Oakland Raiders, Jan 07, 2017




# VETERAN BIOS

## 100-YARD RECEIVING GAMES (18): REGULAR SEASON

DATE	TEAM	NO.	YDS.	AVG.	LG	TD
09/15/13	TITANS	7	117	16.7	28	1
09/21/14	at Giants	6	116	19.3	49	0
10/20/14	at Steelers	6	108	18.0	32	0
11/02/14	EAGLES	6	115	19.2	45	1
11/30/14	TITANS	9	238	26.4	58t	2
09/27/15	BUCCANEERS	8	101	12.6	29	1
10/04/15	at Falcons	9	157	17.4	28	0
10/08/15	COLTS	11	169	15.4	34	0
10/18/15	at Jaguars	10	148	14.8	29	2
11/22/15	JETS	5	118	23.6	61t	2
12/27/15	at Titans	7	117	16.7	44	1
09/18/16	CHIEFS	7	113	16.1	35	1
01/01/17	at Titans	7	123	17.6	51	0
10/01/17	TITANS	10	107	10.7	21	1
10/29/17	at Seahawks	8	224	28.0	72t	1
11/12/17	at Rams	7	111	15.9	36	0
11/27/17	at Ravens	7	125	17.9	39	0
12/10/17	49ERS	11	149	13.5	29t	2

## 2017 GAME-BY-GAME REGULAR SEASON STATISTICS (TEXANS)

W	DATE	OPPONENT	P/S	RECEIVING				RUSHING				TD	W/L	SCORE
				NO	YDS	LG	TD	ATT	YDS	LG				
01	09/10	JAGUARS	S	7	55	12	1	0	0	0	0	0	L	7-29
02	09/14	at Bengals	S	7	73	25	0	0	0	0	0	0	W	13-9
03	09/24	at Patriots	S	7	76	21	0	0	0	0	0	0	L	33-36
04	10/01	TITANS	S	10	107	21	1	0	0	0	0	0	W	57-14
05	10/08	CHIEFS	S	4	52	34t	3	0	0	0	0	0	L	34-42
06	10/15	BROWNS	S	2	19	16	1	0	0	0	0	0	W	33-17
08	10/29	at Seahawks	S	8	224	72t	1	0	0	0	0	0	L	38-41
09	11/05	COLTS	S	6	86	34t	1	0	0	0	0	0	L	14-20
10	11/12	at Rams	S	7	111	36	0	0	0	0	0	0	L	7-33
11	11/19	CARDINALS	S	4	76	34	1	0	0	0	0	0	W	31-21
12	11/27	at Ravens	S	7	125	39	0	0	0	0	0	0	L	16-23
13	12/03	at Titans	S	8	80	17	0	0	0	0	0	0	L	13-24
14	12/10	49ERS	S	11	149	29t	2	0	0	0	0	0	L	16-26
15	12/17	at Jaguars	S	4	80	40	1	0	0	0	0	0	L	7-45
16	12/25	STEELERS	S	4	65	38	1	0	0	0	0	0	L	6-34
17	12/31	at Colts											L	13-22
2017 TOTALS				15-15	96	1,378	72t	13	0	0	0	0	0	4-12



# KAREEM JACKSON

**SAFETY**

**5-10 | 185 | ALABAMA**

**HOMETOWN: MACON, GA. | AGE: 30**

**9TH NFL SEASON | 9TH WITH TEXANS | ACQUIRED: D1-'10**

**2017 GP/GS: 16/14 | CAREER GP/GS (POST): 116/108 (7/7)**

**TEAMS: HOU 2010-17**



**25**

**TRANSACTIONS:** Selected by the Houston Texans with the 20th pick in the first round (20th overall) of the 2010 NFL Draft...Re-signed with the Texans on March 9, 2015.

## CAREER:

- ✦ Tied with Johnathan Joseph for the most interceptions in Texans history with 14
- ✦ Second in team history with 71 career passes defended
- ✦ Third in Texans history with 469 total career tackles
- ✦ Sixth in team history with 116 career games played
- ✦ Ranks third in Texans history with 29 career postseason total tackles
- ✦ One of three players (CB Johnathan Joseph and LS Jon Weeks) to play in every postseason game in Texans history
- ✦ Scored the first interception return for touchdown of his career at any level when he picked off Titans QB Matt Hasselbeck and returned it 63 yards vs. Tennessee (9/30/12)
- ✦ Had his first multi-interception day vs. Baltimore (12/21/14)

## 2017 (Houston 16/14):

- ✦ Tallied a career-high 73 total tackles (54 solo), with 10 passes defended, four tackles for loss, one forced fumble, one interception and 1.0 sack in 16 games
- ✦ Ranked fifth among NFL cornerbacks in total tackles and tied for fifth in tackles for loss
- ✦ Had nine games of five-or-more total tackles, a career high, and tied for the third-most by any NFL cornerback in 2017
- ✦ Recorded six total tackles in the season opener vs. Jacksonville (9/10)
- ✦ Led the team with seven combined tackles and recorded one quarterback hit, two tackles for loss, his first forced fumble in two seasons and his first career sack at Cincinnati (9/14)
- ✦ Started his first game of the season and tallied six total tackles and one pass defended at New England (9/24)
- ✦ Posted five total tackles and one tackle for loss at Seattle (10/29)
- ✦ Made his 100th career start and produced three total tackles, one tackle for loss and one pass defended vs. Indianapolis (11/5)
- ✦ Recorded seven tackles with a season-best six solo stops vs. Arizona (11/19)
- ✦ Tallied three tackles and one pass defended at Tennessee (12/3)
- ✦ Posted three solo tackles while adding his first interception of the season to give him 14 interceptions in his career, tied with Johnathan Joseph for the most in franchise history, vs. San Francisco (12/10)
- ✦ Totaled four tackles and one pass defended at Jacksonville (12/17)
- ✦ Notched five total tackles to produce a career-high 71 tackles on

the season and tallied a pass defended for the fourth straight game vs. Pittsburgh (12/25)

- ✦ Produced a season-most two passes defended, added two total tackles and made his second quarterback of the season, a career high, at Indianapolis (12/31)

## 2016 (Houston 14/13, 2/2):

- ✦ Recorded 62 total tackles (51 solo), one interception, four passes defended, three tackles for loss and a touchdown in 14 games
- ✦ Tied for second on the team with five tackles (four solo), including one for loss in the season opener vs. Chicago (9/11)
- ✦ Finished second on the team with six tackles (all solo) and added one pass defended vs. Kansas City (9/18)
- ✦ Tied for second on the team with seven tackles, including four solo stops, at New England (9/22) in Week 3
- ✦ Notched three solo stops and his second pass defended of the season vs. Tennessee (10/2) in Week 4
- ✦ Inactive for Week 5 at Minnesota (10/9) and Week 6 vs. Indianapolis (10/16) with an injury
- ✦ Notched five tackles (all solo), one tackle for loss and one pass defended vs. Detroit (10/30) in Week 8
- ✦ Intercepted Jaguars QB Blake Bortles and returned it 42 yards for a touchdown at Jacksonville (11/13) in Week 10
- ✦ Posted a season-high eight tackles (seven solo) at Indianapolis (12/11) in Week 14
- ✦ Brought down Bengals WR Cody Core for a one-yard loss in the first quarter for his third tackle for loss of the season vs. Cincinnati (12/24) in Week 16
- ✦ Played in his 100th career game and made two tackles (one solo) at Tennessee (1/1/17) in Week 17
- ✦ Tied for fifth on the team with four total tackles vs. Oakland (1/7/17) in the AFC Wild Card round

## 2015 (Houston 12/10, 1/1):

- ✦ Played in 12 games (10 starts) and contributed with 58 tackles (52 solo), six passes defended, two interceptions, including one returned for a touchdown, one forced fumble, one fumble recovery and one tackle for loss
- ✦ Made six solo tackles vs. Kansas City (9/13)
- ✦ Made four tackles (three solo) at Carolina (9/20)
- ✦ Posted a team-high six solo tackles vs. Tampa Bay (9/27)
- ✦ Tied for second on the team with five tackles (four solo) at Atlanta (10/4)
- ✦ Inactive in Weeks 7-11
- ✦ Intercepted Saints QB Drew Brees in the fourth quarter and returned it 50 yards vs. New Orleans (11/29). Finished the game with four tackles (two solo), one interception and one tackle for

loss

- ✦ Tied for the team lead with six tackles, including five solo stops at Buffalo (12/6)
- ✦ Led the team with nine solo tackles to go along with one pass defended vs. New England (12/13). His tackle total tied a single-game career high, having last accomplished the feat on Oct. 5, 2014 at Dallas
- ✦ Recovered a fumble forced by CB Johnathan Joseph on Colts WR Griff Whalen in the fourth quarter at Indianapolis (12/20), which led to a field goal and increased Houston's lead to 16-10. It marked his first fumble recovery of the season and second of his career. Also added four solo tackles in the game
- ✦ Forced a fumble on Titans RB Antonio Andrews in the first quarter at Tennessee (12/27). S Quintin Demps recovered the ball and returned it for a touchdown. Led the team with five solo tackles, to go along with a forced fumble and a pass defended
- ✦ Notched three solo tackles, one interception returned for a touchdown and one pass defended vs. Jacksonville (1/3/16). Returned an interception for a touchdown in the fourth quarter, his first of the season and second of his career
- ✦ Contributed with seven tackles (six solo) and one pass defended in Wild Card Game vs. Kansas City (1/9/16)

## 2014 (Houston 13/13):

- ✦ Started all 13 games he played in and ended the season with 57 total tackles and nine passes defended. Tied for the team lead with three interceptions
- ✦ Started and made eight total tackles vs. Washington (9/7) in Week 1
- ✦ Intercepted a pass and returned it for a career-best 65 yards and registered two pass defended and two total tackles at Oakland (9/14) in Week 2
- ✦ Recorded two tackles, two tackles for loss and one pass defended at N.Y. Giants (9/21)
- ✦ Notched six total tackles and a pass defended vs. Buffalo (9/28) in Week 4
- ✦ Tied for the team lead and matched a career high with nine total tackles in Week 5 at Dallas (10/5)
- ✦ Made five total tackles vs. Indianapolis (10/9) in Week 6
- ✦ Was second on the team with five solo tackles and had a quarterback hit at Pittsburgh (10/20) in Week 7
- ✦ Registered four solo stops, a tackle for loss and two passes defended at Tennessee (10/26) in Week 8
- ✦ Made one solo tackle vs. Philadelphia (11/2) in Week 9 before leaving the game due to injury
- ✦ Inactive in Weeks 11-13
- ✦ Notched four solo tackles at Jacksonville (12/7) in Week 14
- ✦ Had six total tackles, a tackle for loss and a pass defended at Indianapolis (12/14) in Week 15
- ✦ Had his first multi-interception game of his career vs. Baltimore (12/21) in Week 16. Intercepted QB Joe Flacco twice in Ravens territory, which led to 10 points
- ✦ Made four total tackles vs. Jacksonville (12/28) in Week 17

## 2013 (Houston 14/14):

- ✦ Started all 14 games he played in and recorded 62 total tackles, eight passes defended, a tackle for loss and fumble recovery
- ✦ Notched six solo tackles and two passes defended vs. Tennessee (9/15) in Week 2
- ✦ Recorded three solo tackles and a pass defended at San Francisco (10/6)
- ✦ Recorded seven solo tackles, a pass defended and the first fumble recovery of his career at Kansas City (10/20) in Week 7
- ✦ Suffered an injury in the second quarter and did not return at

Arizona (11/10)

- ✦ Inactive due to injury vs. Oakland (11/17) in Week 11 and vs. Jacksonville (11/24) in Week 12
- ✦ Returned to start vs. New England (12/1) in Week 13
- ✦ Tied a career high with two passes defended vs. Denver (12/22) in Week 16

## 2012 (Houston 16/15, 2/2):

- ✦ Led Texans defenders with a career-high four interceptions on the season
- ✦ Made five tackles (four solo) and broke up two passes including an interception of Ryan Tannehill in the season opener vs. Miami (9/9)
- ✦ Made seven solo tackles and broke up a pass at Denver (9/23)
- ✦ Scored his first career touchdown when he intercepted a QB Matt Hasselbeck pass and returned it 63 yards to the end zone vs. Tennessee (9/30)
- ✦ Intercepted a QB Mark Sanchez pass in the fourth quarter to seal the victory at the N.Y. Jets (10/8), and added three tackles (two solo)
- ✦ Intercepted a QB Jay Cutler pass in the second quarter and added four tackles (four solo) and two passes defended at Chicago (11/11)
- ✦ Made five solo tackles and broke up a pass vs. Jacksonville (11/18)
- ✦ Collected two solo stops and a pass defended at Detroit (11/22)
- ✦ Registered two solo tackles and two passes defended at Tennessee (12/2)
- ✦ Recorded two total tackles at New England (12/10)
- ✦ Had four solo tackles and a pass defended vs. Indianapolis (12/16)
- ✦ Collected four tackles (three solo) and two passes defended vs. Minnesota (12/23)
- ✦ Tallied eight tackles (six solo) and a pass defended at Indianapolis (12/30)
- ✦ Made two solo tackles and two passes defended in AFC Wild Card Playoff vs. Cincinnati (1/5/13)
- ✦ Made four total tackles (two solo) in the AFC Divisional playoff at New England (1/13/13)

## 2011 (Houston 15/13, 2/2):

- ✦ Finished with 40 tackles (35 solo), six passes defended, an interception and a forced fumble
- ✦ Forced a fumble and made four tackles (three solo) at Miami (9/18)
- ✦ Tied for the team lead with eight tackles (seven solo) at New Orleans (9/25)
- ✦ Had five solo tackles and two passes defended vs. Cleveland (11/6)
- ✦ Registered his first interception of the season vs. Atlanta (12/4)
- ✦ Had five solo tackles vs. Tennessee (1/1/12)
- ✦ Started in his postseason debut and made four tackles, including three solos in AFC Wild Card Playoff vs. Cincinnati (1/7/12)
- ✦ Recorded four solo tackles and one pass defended in AFC Divisional Playoff at Baltimore (1/15/12)

## 2010 (Houston 16/16):

- ✦ Started at cornerback all 16 games, where he made 71 tackles (57 solo) and had two interceptions
- ✦ Made five solo tackles and intercepted the first pass of his NFL career and returned it 23 yards vs. the N.Y. Giants (10/10)
- ✦ Recorded six tackles (five solo) and intercepted a pass from QB Philip Rivers vs. San Diego (11/7)



## VETERAN BIOS

- Forced a fumble at Denver (12/26)

### COLLEGE:

- Played four seasons (2006-09) at the University of Alabama in Tuscaloosa, Ala.
- Appeared in 41 career games with the Crimson Tide and started 40 contests, registering 159 tackles (106 solo) with eight tackles for loss (24 yards)
- Deflected 29 passes and recorded five interceptions (164 yards, 32.8 avg.) while registering one forced fumble and one fumble

recovery

- Blocked two kicks and returned one punt for eight yards

### PERSONAL:

- Attended Westside High School in Macon, Ga. and compiled 1,436 rushing yards with 20 touchdowns and nine receptions for 256 yards with two touchdowns as a senior
- Concluded a three-year varsity career with over 3,447 rushing yards and 46 touchdowns

### KAREEM JACKSON - NFL REGULAR SEASON STATISTICS

TEXANS DEFENSE VS. CHIEFS DEFENSE																													
DATE TEAM	GP	GS	TK	S	A	TACKLES					QBH	INTERCEPTIONS					FUMBLES			ST					MISC				
						TFL	YDS	SK	YDS	NO		YDS	LG	TD	PD	FF	FR	YDS	TK	S	A	FF	FR	S	A				
2010 Texans	16	16	70	57	13	1	0	0.0	0.0	0	2	23	23	0	10	0	0	0	0	0	0	0	0	0	0	0	0	0	0
2011 Texans	15	13	40	35	5	2	1	0.0	0.0	0	1	0	0	0	6	1	0	0	0	2	2	0	0	0	0	0	0	0	0
2012 Texans	16	15	53	47	6	1	0	0.0	0.0	0	4	71	63t	1	17	0	0	0	0	0	0	0	0	0	0	0	0	0	0
2013 Texans	14	14	56	51	5	1	1	0.0	0.0	0	0	0	0	0	9	0	1	0	0	0	0	0	0	0	0	0	0	0	0
2014 Texans	13	13	57	48	9	4	9	0.0	0.0	1	3	97	65	0	9	0	0	0	0	0	0	0	0	0	0	0	0	0	0
2015 Texans	12	10	58	52	6	1	1	0.0	0.0	0	2	77	50	1	6	1	1	34	0	0	0	0	0	0	0	0	0	0	0
2016 Texans	14	13	62	51	11	3	2	0.0	0.0	0	1	42	42t	1	4	0	0	0	0	0	0	0	0	0	0	0	0	0	0
2017 Texans	16	14	73	54	19	4	13	1.0	4.0	2	1	2	2	0	10	1	0	0	0	0	0	0	0	0	0	0	0	0	0
NFL TOTALS	116	108	469	395	74	17	27	1.0	4.0	3	14	312	65	3	71	3	2	34	2	2	0	0	0	0	0	0	0	0	0

### KAREEM JACKSON - NFL POSTSEASON STATISTICS

DATE	TEAM	TACKLES										INTERCEPTIONS						FUMBLES			ST						MISC	
		GP	GS	TK	S	A	TFL	YDS	SK	YDS	QBH	NO	YDS	LG	TD	PD	FF	FR	YDS	TK	S	A	FF	FR	S	A		
2011	Texans	2	2	8	7	1	0	0	0.0	0.0	0	0	0	0	0	1	0	0	0	0	0	0	0	0	0	0		
2012	Texans	2	2	6	4	2	0	0	0.0	0.0	0	0	0	0	0	2	0	0	0	0	0	0	0	0	0	0		
2015	Texans	1	1	7	6	1	0	0	0.0	0.0	0	0	0	0	0	1	0	0	0	0	0	0	0	0	0	0		
2016	Texans	2	2	8	4	4	0	0	0.0	0.0	0	0	0	0	0	0	0	0	0	0	0	0	0	0	0	0		
NFL TOTALS		7	7	29	21	8	0	0	0.0	0.0	0	0	0	0	0	4	0	0	0	0	0	0	0	0	0	0		

### SINGLE-GAME HIGHS: DEFENSIVE

**Total Tackles** 9 vs. New England Patriots, Dec 13, 2015  
...1 more at 9.

**Sacks** 1.0 at Cincinnati Bengals, Sep 14, 2017

**Passes Defensed** 2 at Indianapolis Colts, Dec 31, 2017  
...14 more at 2.

**Forced Fumbles** 1 at Cincinnati Bengals, Sep 14, 2017  
...2 more at 1.

**Fumble Recoveries** 1 at Indianapolis Colts, Dec 20, 2015  
...1 more at 1.

**Tackles For Loss**

2 at Cincinnati Bengals, Sep 14, 2017  
...1 more at 2.

**Interceptions**

2 vs. Baltimore Ravens, Dec 21, 2014

**Interception Return Yards**

65 at Oakland Raiders, Sep 14, 2014

**Special Teams Tackles**

1 at Jacksonville Jaguars, Nov 27, 2011  
...1 more at 1.

### SINGLE-GAME HIGHS - POSTSEASON: DEFENSIVE

**Total Tackles** 7 vs. Kansas City Chiefs, Jan 09, 2016

**Passes Defensed**

2 vs. Cincinnati Bengals, Jan 05, 2013

# VETERAN BIOS

## 2017 GAME-BY-GAME REGULAR SEASON STATISTICS (TEXANS)

				TACKLES							INTERCEPTIONS					FUMBLES				ST					MISC				
W	DATE	OPPONENT		TK	S	A	SK	YDS	TFL	YDS	QBH	NO	YDS	LG	TD	PD	FF	FR	YDS	TK	S	A	FF	FR	S	A	W/L	SCORE	
01	09/10	JAGUARS	P	6	4	2	0.0	0.0	0	0	0	0	0	0	0	0	0	0	0	0	0	0	0	0	0	0	L	7-29	
02	09/14	at Bengals	P	8	5	3	1.0	4.0	2	5	1	0	0	0	0	0	1	0	0	0	0	0	0	0	0	0	W	13-9	
03	09/24	at Patriots	S	6	5	1	0.0	0.0	0	0	0	0	0	0	0	1	0	0	0	0	0	0	0	0	0	0	L	33-36	
04	10/01	TITANS	S	3	2	1	0.0	0.0	0	0	0	0	0	0	0	0	0	0	0	0	0	0	0	0	0	0	W	57-14	
05	10/08	CHIEFS	S	5	3	2	0.0	0.0	0	0	0	0	0	0	0	0	0	0	0	0	0	0	0	0	0	0	L	34-42	
06	10/15	BROWNS	S	5	2	3	0.0	0.0	0	0	0	0	0	0	0	1	0	0	0	0	0	0	0	0	0	0	W	33-17	
08	10/29	at Seahawks	S	5	4	1	0.0	0.0	1	6	0	0	0	0	0	0	0	0	0	0	0	0	0	0	0	0	L	38-41	
09	11/05	COLTS	S	3	2	1	0.0	0.0	1	2	0	0	0	0	0	1	0	0	0	0	0	0	0	0	0	0	L	14-20	
10	11/12	at Rams	S	5	4	1	0.0	0.0	0	0	0	0	0	0	0	0	0	0	0	0	0	0	0	0	0	0	L	7-33	
11	11/19	CARDINALS	S	7	6	1	0.0	0.0	0	0	0	0	0	0	0	1	0	0	0	0	0	0	0	0	0	0	W	31-21	
12	11/27	at Ravens	S	3	3	0	0.0	0.0	0	0	0	0	0	0	0	0	0	0	0	0	0	0	0	0	0	0	L	16-23	
13	12/03	at Titans	S	3	3	0	0.0	0.0	0	0	0	0	0	0	0	1	0	0	0	0	0	0	0	0	0	0	L	13-24	
14	12/10	49ERS	S	3	3	0	0.0	0.0	0	0	0	1	2	2	0	1	0	0	0	0	0	0	0	0	0	0	L	16-26	
15	12/17	at Jaguars	S	4	4	0	0.0	0.0	0	0	0	0	0	0	0	1	0	0	0	0	0	0	0	0	0	0	L	7-45	
16	12/25	STEELERS	S	5	3	2	0.0	0.0	0	0	0	0	0	0	0	1	0	0	0	0	0	0	0	0	0	0	L	6-34	
17	12/31	at Colts	S	2	1	1	0.0	0.0	0	0	1	0	0	0	0	2	0	0	0	0	0	0	0	0	0	0	L	13-22	
2017 TOTALS				16-14	73	54	19	1.0	4.0	4	13	2	1	2	2	0	10	1	0	0	0	0	0	0	0	0	0	4-12	



# KEVIN JOHNSON

CORNERBACK

6-0 | 185 | WAKE FOREST

HOMETOWN: CLARKSVILLE, MD. | AGE: 25

4TH NFL SEASON | 4TH WITH TEXANS | ACQUIRED: D1-'15

2017 GP/GS: 12/4 | CAREER GP/GS (POST): 34/17 (1/1)

TEAMS: HOU 2015-17



30

**TRANSACTIONS:** Selected by the Houston Texans with the 16th pick in the first round (16th overall) of the 2015 NFL Draft.

## 2017 (Houston 12/4):

- ✦ Tallied 45 total tackles (35 solo), two passes defended and one tackle for loss in 12 games
- ✦ Made five total tackles in the season opener vs. Jacksonville (9/10)
- ✦ Recorded four combined stops while having three solo tackles for the second consecutive game at Cincinnati (9/14)
- ✦ Totaled five tackles and one pass defended in his return to action at Seattle (10/29)
- ✦ Tallied five solo tackles with a pass defended vs. Indianapolis (11/5)
- ✦ Recorded four tackles and one tackle for loss at the Los Angeles Rams (11/12)
- ✦ Finished with a game-high seven solo tackles in his third start of the season at Baltimore (11/27)
- ✦ Started his second straight game and totaled two tackles at Tennessee (12/3)
- ✦ Registered five total tackles with four solo tackles vs. San Francisco (12/10)

## 2016 (Houston 6/3, 0/0):

- ✦ Posted 21 total tackles (18 solo), three passes defended, one tackle for loss and one fumble recovery in six games played
- ✦ Made one solo tackle in the season opener vs. Chicago (9/11)
- ✦ Finished with three solo tackles, one pass defended and one fumble recovery vs. Kansas City (9/18)
- ✦ Recovered the first fumble of his career and notched a 53-yard return after S Quintin Demps forced the ball out on Chiefs RB Spencer Ware vs. Kansas City (9/18)
- ✦ Recorded one tackle and a special teams tackle at New England (9/22) in Week 3
- ✦ Made his first start of the season and notched one solo tackle and a special teams tackle vs. Tennessee (10/2) in Week 4
- ✦ Notched five tackles (four solo) and added a pass defended in his second start of the season at Minnesota (10/9) in Week 5
- ✦ Posted a career-high 10 tackles (nine solo), including his first tackle for loss of the season, and one pass defended vs. Indianapolis (10/16) in Week 6
- ✦ Placed on the Reserve/Injured list on Oct. 22

## 2015 (Houston 16/10, 1/1):

- ✦ Played all 16 games and made 10 starts in his rookie season
- ✦ Compiled 52 tackles (47 solo), nine passes defended, one

interception and three tackles for loss

- ✦ Made his NFL debut vs. Kansas City (9/13) and made one solo tackle on defense and one special teams stop
- ✦ Recorded two solo tackles and one pass defended vs. Carolina (9/20)
- ✦ Had three tackles (two solo) and a pass defended vs. Tampa Bay (9/27)
- ✦ Tied for second on the team with five solo tackles at Atlanta (10/4)
- ✦ Registered four tackles (three solo) and one pass defended in his second-straight start of the season vs. Indianapolis (10/8)
- ✦ Recorded his first career interception in the third quarter when he picked off Titans QB Zach Mettenberger and returned it 22 yards vs. Tennessee (11/1). Tied for fourth on the team with six tackles (five solo), including his first two tackles for loss of the season
- ✦ Tied for fourth on the team with three solo tackles at Tennessee (12/27)

## COLLEGE:

- ✦ Played four seasons (2010; 2012-14) at Wake Forest University in Winston-Salem, N.C.
- ✦ Redshirted the season as a member of the scout team in 2011
- ✦ Played in 47 career games for the Demon Deacons, starting the last 41 games in which he appeared
- ✦ Recorded 191 tackles (125 solo), seven interceptions, 35 pass breakups, three forced fumbles and two fumble recoveries in four seasons
- ✦ Received honorable mention All-ACC from the media and second team from the ACC coaches and second-team All-ACC by Phil Steele in 2014
- ✦ Finished his career with 35 pass breakups, the fourth-highest total in school history
- ✦ Had 43 tackles on the season and 3.5 tackles for loss as a senior in 2014
- ✦ Tied for the team lead with six pass breakups in 2014
- ✦ Played in the Senior Bowl following the season
- ✦ Named All-ACC honorable mention by the media and third team All-ACC by the ACC coaches in 2013
- ✦ Started all 12 games at cornerback, finishing with 58 tackles (39 solo), three interceptions, one forced fumble and a team-best 12 pass breakups in 2013
- ✦ Ranked second in the ACC with 1.25 passes defended per game in 2013
- ✦ Played in and started all 12 games on the year, finishing with 58 tackles (34 solo), 3.5 tackles for loss, 0.5 sack, two forced fumbles and a fumble recovery in 2012
- ✦ Named honorable mention All-ACC by the coaches in 2012



## VETERAN BIOS

- Led the team with 15 pass breakups and three interceptions in 2012
- Ranked second in the ACC in passes defended in 2012 with 18 which tied for second in school history
- Tied for eighth in the league with three interceptions in 2012
- Named the ACC Defensive Back of the Week once in 2012
- One of three true freshmen to play in 2010, appearing in 11 games with five starts
- Tallied 31 total tackles on the season, including 20 solo stops and two pass breakups in 2010

### PERSONAL:

- A 2010 graduate of River Hill High School in Clarksville, Md.
- Rushed for 1,220 yards and 15 touchdowns on 137 carries as a senior, averaging nearly nine yards per carry
- Had 12 receptions for 251 yards and three scores
- Made 25 total tackles to go with three interceptions while being

- named to the all-county team
- Named first-team all-state and first team All-Met at cornerback
- Named Columbia Flier/Howard County Times Offensive Player of the Year as a senior
- Two-year starter on both sides of the ball for Coach Brian Van Deusen
- Helped the Hawks to 2A state championships in 2007 and 2008
- Team moved to Class 3A in 2009 and lost in the state semifinal, snapping a 40-game winning streak
- Had three receptions for 85 yards and three touchdowns as a junior and also recorded 50 tackles, three interceptions and scored six touchdowns
- Was part of a River Hill defense that recorded 11 shutouts in 2007, five in 2008 and five more in 2009
- The Hawks were 47-3 during his four varsity seasons
- Played in the Crab Bowl that pits the top high school players in an all-star game between Maryland's and Washington D.C.'s top players

### KEVIN JOHNSON - NFL REGULAR SEASON STATISTICS

DATE	TEAM	GP	GS	TK	S	A	TACKLES				QBH	INTERCEPTIONS					FUMBLES			ST					MISC	
							TFL	YDS	SK	YDS		NO	YDS	LG	TD	PD	FF	FR	YDS	TK	S	A	FF	FR	S	A
2015	Texans	16	10	52	47	5	3	6	0.0	0.0	0	1	22	22	0	9	0	0	0	2	1	1	0	0	0	0
2016	Texans	6	3	21	18	3	1	1	0.0	0.0	0	0	0	0	0	3	0	1	53	4	4	0	0	0	0	0
2017	Texans	12	4	45	35	10	1	2	0.0	0.0	0	0	0	0	0	2	0	0	0	0	0	0	0	0	0	0
NFL TOTALS		34	17	118	100	18	5	9	0.0	0.0	0	1	22	22	0	14	0	1	53	6	5	1	0	0	0	0

### KEVIN JOHNSON - NFL POSTSEASON STATISTICS

DATE	TEAM	GP	GS	TK	S	A	TACKLES				QBH	INTERCEPTIONS					FUMBLES			ST					MISC	
							TFL	YDS	SK	YDS		NO	YDS	LG	TD	PD	FF	FR	YDS	TK	S	A	FF	FR	S	A
2015	Texans	1	1	3	2	1	0	0	0.0	0.0	0	0	0	0	0	0	0	0	0	0	0	0	0	0	0	0
NFL TOTALS		1	1	3	2	1	0	0	0.0	0.0	0	0	0	0	0	0	0	0	0	0	0	0	0	0	0	0

### SINGLE-GAME HIGHS: DEFENSIVE

**Total Tackles** 10 vs. Indianapolis Colts, Oct 16, 2016  
**Passes Defended** 2 at Cincinnati Bengals, Nov 16, 2015  
**Fumble Recoveries** 1 vs. Kansas City Chiefs, Sep 18, 2016  
**Tackles For Loss** 2 vs. Tennessee Titans, Nov 01, 2015

**Interceptions**  
**Interception Return Yards**  
**Special Teams Tackles**

1 vs. Tennessee Titans, Nov 01, 2015  
 22 vs. Tennessee Titans, Nov 01, 2015  
 1 vs. Tennessee Titans, Oct 02, 2016  
 ...5 more at 1.

### SINGLE-GAME HIGHS - POSTSEASON: DEFENSIVE

**Total Tackles** 3 vs. Kansas City Chiefs, Jan 09, 2016

# VETERAN BIOS

## 2017 GAME-BY-GAME REGULAR SEASON STATISTICS (TEXANS)

W	DATE	OPPONENT	TK	S	TACKLES					QBH	INTERCEPTIONS					FUMBLES			ST					MISC		W/L	SCORE
					A	SK	YDS	TFL	YDS		NO	YDS	LG	TD	PD	FF	FR	YDS	TK	S	A	FF	FR	S	A		
01	09/10	JAGUARS	S	5	3	2	0.0	0.0	0	0	0	0	0	0	0	0	0	0	0	0	0	0	0	0	0	L	7-29
02	09/14	at Bengals	S	4	3	1	0.0	0.0	0	0	0	0	0	0	0	0	0	0	0	0	0	0	0	0	0	W	13-9
03	09/24	at Patriots									INACTIVE															L	33-36
04	10/01	TITANS									INACTIVE															W	57-14
05	10/08	CHIEFS									INACTIVE															L	34-42
06	10/15	BROWNS									INACTIVE															W	33-17
08	10/29	at Seahawks	P	5	3	2	0.0	0.0	0	0	0	0	0	0	1	0	0	0	0	0	0	0	0	0	0	L	38-41
09	11/05	COLTS	P	5	5	0	0.0	0.0	0	0	0	0	0	0	1	0	0	0	0	0	0	0	0	0	0	L	14-20
10	11/12	at Rams	P	4	3	1	0.0	0.0	1	2	0	0	0	0	0	0	0	0	0	0	0	0	0	0	0	L	7-33
11	11/19	CARDINALS	P	1	1	0	0.0	0.0	0	0	0	0	0	0	0	0	0	0	0	0	0	0	0	0	0	W	31-21
12	11/27	at Ravens	S	7	7	0	0.0	0.0	0	0	0	0	0	0	0	0	0	0	0	0	0	0	0	0	0	L	16-23
13	12/03	at Titans	S	2	1	1	0.0	0.0	0	0	0	0	0	0	0	0	0	0	0	0	0	0	0	0	0	L	13-24
14	12/10	49ERS	P	5	4	1	0.0	0.0	0	0	0	0	0	0	0	0	0	0	0	0	0	0	0	0	0	L	16-26
15	12/17	at Jaguars	P	2	2	0	0.0	0.0	0	0	0	0	0	0	0	0	0	0	0	0	0	0	0	0	0	L	7-45
16	12/25	STEELERS	P	4	2	2	0.0	0.0	0	0	0	0	0	0	0	0	0	0	0	0	0	0	0	0	0	L	6-34
17	12/31	at Colts	P	1	1	0	0.0	0.0	0	0	0	0	0	0	0	0	0	0	0	0	0	0	0	0	0	L	13-22
2017 TOTALS			12-4	45	35	10	0.0	0.0	1	2	0	0	0	0	2	0	0	0	0	0	0	0	0	0	0	0	4-12



# RODERICK JOHNSON

TACKLE

6-6 | 300 | FLORIDA STATE

HOMETOWN: FLORISSANT, MISS. | AGE: 22

2ND NFL SEASON | 1ST WITH TEXANS | ACQUIRED: W-'18 (CLE)

CAREER GP/GS: 0/0

TEAMS: CLE 2017; HOU 2018



63

**TRANSACTIONS:** Selected by the Cleveland Browns with the 16th pick in the fifth round (160th overall) of the 2017 NFL Draft...Waived by the Browns on June 19, 2018...Claimed off waivers by the Houston Texans on June 20, 2018.

## 2017 (Cleveland 0/0):

- Placed on the Reserve/Injured list on Sept. 4

## COLLEGE:

- Played three seasons (2014-16) at Florida State University in Tallahassee, Fla.
- Two-time Jacobs Blocking Trophy recipient, awarded to the ACC's best blocker
- Earned All-America and first-team All-ACC recognition in 2015 and 2016
- Made 31 consecutive starts, blocking for Florida State's all-time leading rusher Dalvin Cook and a ground attack that averaged 206.8 yards per game in 2016
- One of two offensive linemen to start every game in 2015 (all at left tackle)
- Earned first-team All-ACC honors in 2015 by the media and coaches

- Paved the way for Cook to set a single-season school record with 1,691 rushing yards, including nine 100-yard rushing games
- Appeared in eight contests (five starts) as a freshman in 2014, en route to being named a freshman All-American
- Majored in social sciences

## PERSONAL:

- Four-star recruit from Hazelwood Central High School in Florissant, Mo.
- Earned Missouri Class 6A first-team all-state honors
- Two-time first-team All-Metro selection
- Helped his team to a 12-1 record, a Suburban North Conference Championship and an appearance in the Missouri 6A state semifinals as a senior
- Led an offensive line that blocked for 3,088 rushing yards (237.5 yards per game)
- Earned the STL Football U Junior National Elite award
- Given name is Roderick Tyler Johnson, but preferred name is Rod
- Interested in social science and computer programming
- Lists the Pentagon as his desired workplace if not pursuing his football career




# VETERAN BIOS

## 2017 GAME-BY-GAME REGULAR SEASON STATISTICS (BROWNS)

W	DATE	OPPONENT	P/S		W/L	SCORE
01	09/10	STEELERS		INJURED RESERVE	L	18-21
02	09/17	at Ravens		INJURED RESERVE	L	10-24
03	09/24	at Colts		INJURED RESERVE	L	28-31
04	10/01	BENGALS		INJURED RESERVE	L	7-31
05	10/08	JETS		INJURED RESERVE	L	14-17
06	10/15	at Texans		INJURED RESERVE	L	17-33
07	10/22	TITANS		INJURED RESERVE	L	9-12+
08	10/29	VIKINGS		INJURED RESERVE	L	16-33
10	11/12	at Lions		INJURED RESERVE	L	24-38
11	11/19	JAGUARS		INJURED RESERVE	L	7-19
12	11/26	at Bengals		INJURED RESERVE	L	16-30
13	12/03	at Chargers		INJURED RESERVE	L	10-19
14	12/10	PACKERS		INJURED RESERVE	L	21-27+
15	12/17	RAVENS		INJURED RESERVE	L	10-27
16	12/24	at Bears		INJURED RESERVE	L	3-20
17	12/31	at Steelers		INJURED RESERVE	L	24-28
2017 TOTALS		0-0			0-16	

+ - Overtime



# JOHNATHAN JOSEPH

CORNERBACK

5-11 | 185 | SOUTH CAROLINA

HOMETOWN: ROCK HILL, S.C. | AGE: 34

13TH NFL SEASON | 8TH WITH TEXANS | ACQUIRED: UFA-'11 (CIN)

2017 GP/GS: 16/16 | CAREER GP/GS (POST): 172/161 (8/8)

TEAMS: CIN 2006-10; HOU 2011-17



24

**TRANSACTIONS:** Selected by the Cincinnati Bengals with the 24th pick in the first round (24th overall) of the 2006 NFL Draft...Signed by the Houston Texans on July 29, 2011...Re-signed with the Texans on June 18, 2015.

## HONORS:

- Associated Press Second-Team All-Pro (2011)
- Pro Bowl selection (2x – 2012-13)
- Pro Football Weekly/PFWA All-NFL, All-AFC Team (2011)
- SI.com (Peter King) All-Pro Team (2011)
- AFC Defensive Player of the Week (2017 - Week 6)
- Tied with S Kareem Jackson for the most interceptions in Texans history (14)

## CAREER:

- The all-time leader in Texans history with 92 passes defended
- Owns 28 career interceptions, seven forced fumbles and six fumble recoveries
- Has recorded 14 interceptions since signing with the Texans, tied with Kareem Jackson for the most in franchise history
- Since he entered the NFL in 2006, ranks first among active players with 168 passes defended
- Ranks second among active cornerbacks in the NFL in total tackles with 641
- Scored seven career touchdown returns (six interceptions and one fumble recovery)
- Led the Texans and set a single-season career high with 22 passes defended in 2015, topping his previous best of 20 in 2006 and 2009 with Cincinnati
- With 39 career postseason tackles, passed S Danieal Manning (23), DE J.J. Watt (24) and CB Kareem Jackson (25) for the second-most in Texans postseason history
- One of three players (CB Kareem Jackson and LS Jon Weeks) to play in every postseason game in Texans history

## 2017 (Houston 16/16):

- Tallied 47 total tackles (37 solo), nine passes defended, two interceptions and two tackles for loss in 16 games
- Recorded two passes defended and one tackle in the season opener vs. Jacksonville (9/10)
- Joined Terence Newman as the only active CBs with 600 career tackles after racking up two stops vs. Tennessee (10/1)
- Started his fifth game of the season and 150th of his career and posted a season-high six total tackles (five solo) vs. Kansas City (10/8)
- Finished with three total tackles, three passes defended and two interceptions with an 82-yard pick-six vs. Cleveland (10/15). This

marked Joseph's second career multi-interception game and first as a Texan. The 82-yard interception return for a touchdown marks the longest in Joseph's career, fourth-longest in Texans history and tied Joseph with Jackson for first in Texans history with three interceptions returned for a touchdown

- Earned AFC Defensive Player of the Week for his performance vs. Cleveland (10/15)
- Notched a pair of solo tackles and had one pass defended at Baltimore (11/27)
- Recorded four solo tackles and his second tackle for loss of the season while moving into ninth place in team history with 101 games played as a Texan at Tennessee (12/3)
- Made his 100th start for the Texans and posted two solo tackles and two passes defended vs. San Francisco (12/10)

## 2016 (Houston 13/11, 2/2):

- Tallied 45 total tackles (38 solo), nine passes defended and one forced fumble in 13 games played
- Notched four solo tackles and a pass defended in the season opener vs. Chicago (9/11)
- Finished with five tackles (four solo) and tied for the team lead with two passes defended vs. Kansas City (9/18)
- Recorded three tackles (two solo) and a pass defended at New England (9/22)
- Matched a season high with five tackles, all solo, and added a pass defended vs. Tennessee (10/2) in Week 4
- Tallied four tackles (three solo) before departing with an injury at Minnesota (10/9)
- Tied for the team lead with seven total tackles, all solo, and recorded a pass defended at Jacksonville (11/13) in Week 10
- Led the team and matched his single-game season high with two passes defended vs. San Diego (11/27) in Week 12
- Inactive for Week 14 at Indianapolis and Week 15 vs. Jacksonville with an injury
- Returned to game action and logged two solo tackles vs. Cincinnati (12/24) in Week 16
- Became the first player in Texans history with 10 solo tackles and three passes defended in a postseason game vs. Oakland (1/7/17) in the AFC Wild Card round. His 10 solo tackles were also a Texans postseason record

## 2015 (Houston 16/16, 1/1):

- Started all 16 games for the second straight year and totaled 58 tackles (48 solo), a career-high 22 passes defended, one interception, one forced fumble, one fumble recovery and one tackle for loss
- Made four solo tackles and had a pass defended vs. Kansas City

(9/13)

- ✦ Recorded five tackles (four solo) at Carolina (9/20)
- ✦ Tied a single-game career high with five passes defended vs. Tampa Bay (9/27), matching his highest total since Nov. 8, 2009 against Baltimore. Also had three tackles, including two solo stops
- ✦ Finished third on the team with six tackles (four solo) and had one pass defended at Jacksonville (10/18)
- ✦ Recovered his first fumble of the season and sixth of his career in the third quarter at Miami (10/25). Also contributed four solo tackles
- ✦ Tied for fourth on the team with six tackles (five solo) and led the Texans with two passes defended vs. Tennessee (11/1)
- ✦ Had four solo tackles, two passes defended and one interception at Cincinnati (11/16). Including postseason, intercepted a pass in each of his last four games against the Bengals
- ✦ Led the team with seven tackles (five solo), including one for loss, and one pass defended vs. New Orleans (11/29). Recorded his fourth straight game with at least one pass defended
- ✦ Forced a fumble on Colts WR Griff Whalen in the fourth quarter at Indianapolis (12/20), which was recovered by CB Kareem Jackson. The Texans scored a field goal on the next drive and increased their lead to 16-10. It marked his first forced fumble of the season and sixth of his career. Also added two solo tackles in the game
- ✦ Led the team with four passes defended vs. Jacksonville (1/3/16), which tied his third-highest single-game total of his career and second-highest of the season
- ✦ Led the Texans and set a single-season career high with 22 passes defended, topping his previous best of 20 in 2006 and 2009 with Cincinnati
- ✦ Finished with two tackles (one solo) vs. Kansas City (1/9/16) and passed LB Brooks Reed (19) for the fifth-most career tackles in Texans postseason history

## 2014 (Houston 16/16):

- ✦ Started all 16 games and finished with a career-best 75 tackles. Also had two interceptions, including a 60-yard interception return for touchdown, two forced fumbles, two fumble recoveries and 11 passes defended
- ✦ Led the team and tied a career high with 11 solo tackles in a Week 1 win vs. Washington (9/7)
- ✦ Forced a fumble and recovered a fumble and returned it 49 yards in Week 2 at Oakland (9/14). Finished with five total tackles
- ✦ Made five solo tackles and recovered a fumble and returned it 24 yards at the N.Y. Giants (9/21) in Week 3
- ✦ Recorded five solo tackles and two passes defended against Buffalo (9/28) in Week 4
- ✦ Tied for the team high with nine total tackles and registered a pass defended at Dallas (10/5)
- ✦ Made six solo tackles vs. Indianapolis (10/9) in Week 6
- ✦ Recorded a pair of solo tackles vs. Philadelphia (11/2) in Week 9 before leaving the game with an injury
- ✦ Registered a pair of tackles and two passes defended at Cleveland (11/16) in Week 11
- ✦ Recorded his fifth career interception return for touchdown on a 60-yard return at the 7:30 mark of the third quarter vs. Cincinnati (11/23). Became the second player in franchise history to have two career interception return for touchdowns (DB Aaron Glenn, 2002-04). Also had three tackles and a pass defended
- ✦ Intercepted Titans QB Zach Mettenberger at the 6:57 mark of the first quarter and returned it 25 yards to the Titans 20 for his second interception of the season in Week 13. Recorded interceptions in back-to-back games for the first time since 2009

and for the fourth time in his career. Also had three tackles and a pass defended

- ✦ Had four tackles and a pass defended at Jacksonville (12/7) in Week 14 and vs. Baltimore (12/21) in Week 16
- ✦ Had four solo tackles and two passes defended vs. Jacksonville (12/28) in Week 17

## 2013 (Houston 15/15):

- ✦ Started all 15 games he played in and led the team with three interceptions and 16 passes defended to go along with 55 total tackles
- ✦ Recorded one solo tackle and two passes defended at San Diego (9/9)
- ✦ Recorded seven solo tackles and one pass defended vs. Tennessee (9/15)
- ✦ Recorded three tackles (two solo), three passes defended and an interception, tying him for fifth-place all time in franchise history vs. Seattle (9/29)
- ✦ Added two more passes defended vs. Oakland (11/17)
- ✦ Totaled a season-high nine tackles (eight solo) and two passes defended vs. Jacksonville (11/24)
- ✦ Had three solo tackles and an interception returned 31 yards vs. New England (12/1)
- ✦ Tied a season high with nine tackles (nine solo) and returned an interception 32 yards at Indianapolis (12/15)
- ✦ Recorded his 16th pass defended on the season before leaving the game with an injury vs. Denver (12/22)

## 2012 (Houston 14/14, 2/2):

- ✦ Finished the season with 66 tackles (59 solo) and two interceptions
- ✦ Made six tackles (four solo) and intercepted a pass and returned it 36 yards vs. Miami (9/9)
- ✦ Made six tackles (five solo) and led the defense with three passes broken up at Denver (9/23)
- ✦ Made four solo tackles and threw a key block that helped S Danieal Manning return an interception 55 yards for a score vs. Tennessee (9/30)
- ✦ Registered five solo tackles at the N.Y. Jets (10/8)
- ✦ Picked off Ravens QB Joe Flacco and returned it 52 yards vs. Baltimore (10/21) for his first touchdown as a Texan
- ✦ Collected seven tackles (six solo) at Chicago (11/11)
- ✦ Inactive at Detroit (11/22) and at Tennessee (12/2)
- ✦ Recorded six total tackles at New England (12/10)
- ✦ Registered five solo tackles and a pass defended vs. Minnesota (12/23)
- ✦ Intercepted his second career pass in postseason play when he picked off Bengals QB Andy Dalton and returned it 14 yards in the third quarter in the AFC Wild Card Playoff vs. Cincinnati (1/5/13)
- ✦ Had five tackles, including three solo tackles in AFC Divisional Playoff at New England (1/13/13)

## 2011 (Houston 15/15, 2/2):

- ✦ Finished with 44 tackles (40 solo) and tied for the team lead with four interceptions and a team-best 15 passes defended and two forced fumbles
- ✦ Started and made five tackles (four solo) and one tackle for loss in the season opener vs. Indianapolis (9/11)
- ✦ Intercepted Dolphins QB Chad Henne and returned it five yards to the 6-yard line setting up a second quarter touchdown at Miami (9/18)
- ✦ Recorded interceptions in consecutive games for the third time in



his career when he picked off Drew Brees at New Orleans (9/25)

- ✦ Intercepted Ravens QB Joe Flacco in the second quarter and made seven tackles (five solo) at Baltimore (10/16)
- ✦ Forced a fumble, made three solo tackles and broke up two passes at Tennessee (10/23)
- ✦ Made four solo tackles and broke up a pass vs. Cleveland (11/6)
- ✦ Had two solo tackles and a hit on Buccaneers TE Kellen Winslow, which forced the ball out where it was intercepted by LB Brian Cushing at Tampa Bay (11/13)
- ✦ Intercepted Jaguars QB Blaine Gabbert in the second quarter and returned it 29 yards at Jacksonville (11/27)
- ✦ Inactive for the season finale vs. Tennessee (1/1/12)
- ✦ Recorded six solo tackles, including one for loss, while adding an interception and two passes defended in AFC Wild Card Playoff vs. Cincinnati (1/7/12)
- ✦ Recorded two solo tackles and three passes defended in AFC Divisional Playoff at Baltimore (1/15/12)

## 2010 (Cincinnati 12/12):

- ✦ Started 12 games and made 53 total tackles
- ✦ Ranked second on team in passes defended (11) and interceptions (three)
- ✦ Registered four tackles at Cleveland (10/3)
- ✦ Intercepted Buccaneers QB Josh Freeman in the second quarter and returned it 11 yards vs. Tampa Bay (10/11)
- ✦ Made five tackles and had a pass defended at Indianapolis (11/14), helping hold Colts QB Peyton Manning to a season-low 185 passing yards and no touchdowns
- ✦ Three tackles and two interceptions (one for a touchdown) vs. Buffalo (11/21), marking the first multi-interception game of his career

## 2009 (Cincinnati 16/16, 1/1):

- ✦ Tallied 69 total tackles (58 solo), a career-high six interceptions, 20 passes defended, two tackles for loss and one forced fumble in 16 starts
- ✦ Intercepted Steelers QB Ben Roethlisberger pass and returned it 30 yards for a touchdown vs. Pittsburgh (9/27)
- ✦ Intercepted Browns QB Derek Anderson on the goal line and returned it 32 yards in the third quarter at Cleveland (10/3)
- ✦ Intercepted Ravens QB Joe Flacco at the goal line in the first quarter and returned it 21 yards at Baltimore (10/11)
- ✦ Had his first forced fumble of the year when he stripped Bears WR Devin Hester, with LB Dhani Jones recovering for Bengals vs. Chicago (10/25)
- ✦ Posted a team-high five passes defended vs. Baltimore (11/8), including a third-quarter interception of Ravens QB Joe Flacco on a deep pass
- ✦ Had a team-high four passes defended, with five tackles and a forced fumble in a win at Pittsburgh (11/15)
- ✦ Had four tackles at Oakland (11/22), plus a diving interception of Raiders QB Bruce Gradkowski in the fourth quarter
- ✦ Picked off Chargers QB Philip Rivers at the Bengals 19-yard line in the second quarter and returned it seven yards at San Diego (12/20)
- ✦ Five tackles in AFC Wild Card Playoffs vs. N.Y. Jets (1/9/10)

## 2008 (Cincinnati 8/7):

- ✦ Posted 42 total tackles (31 solo), 13 passes defended, one interception, one tackle for loss, one forced fumble and one

fumble recovery in eight games played

- ✦ Returned a fumble by Ravens RB Ray Rice 65 yards and produced only Bengals touchdown vs. Baltimore (9/7)
- ✦ Tied for team lead in total tackles (12) and led in solo tackles (10) and in passes defended (three) vs. Jacksonville (11/2)
- ✦ Had his first interception of the year, ending Philadelphia's final scoring threat of the first half when he picked off Eagles QB Donovan McNabb and returned it 22 yards (11/26)

## 2007 (Cincinnati 15/14):

- ✦ Tallied 58 total tackles (45 solo), four interceptions and 15 passes defended in 15 games played
- ✦ Went 42 yards for a touchdown with his first pro interception (off Jets QB Chad Pennington), and the late fourth-quarter score provided eventual winning points vs. N.Y. Jets (10/21)
- ✦ Snagged his second interception vs. Tennessee (11/25), outfighting Titans TE Bo Scaife for a pass in the first quarter, with a four-yard return
- ✦ Intercepted a pass for the second straight game at Pittsburgh (12/2), picking off Steelers QB Ben Roethlisberger at the Steelers 24-yard line in the fourth quarter and returning it seven yards
- ✦ Helped thwart a comeback bid by picking off Browns QB Derek Anderson at the Bengals 5-yard line in the fourth quarter, with a 23-yard return vs. Cleveland (12/23)

## 2006 (Cincinnati 16/9):

- ✦ Compiled 57 total tackles (45 solo), 20 passes defended, two fumble recoveries and one quarterback hit as a rookie
- ✦ Blocked Saints K John Carney's PAT try after Saints' final touchdown in the fourth quarter, the first Bengals' blocked PAT since 1991 at New Orleans (11/16)
- ✦ Tied his season high with seven tackles and tied the team's season high with four passes defended vs. Baltimore (11/30)
- ✦ Recovered a fumble on the Raiders' first offensive play vs. Oakland (12/10)

## COLLEGE:

- ✦ Played two seasons (2004-05) at South Carolina after playing in 2003 at Coffeyville (Kan.) Community College
- ✦ Entered NFL Draft after his junior season at South Carolina
- ✦ Played only 14 games at South Carolina due to broken foot that limited him to two games in 2004, but still established himself among the elite cornerbacks in the SEC
- ✦ Played in 12 games with 11 starts in 2005, when he had four interceptions, including one returned for a touchdown

## PERSONAL:

- ✦ Donated \$5,000 per interception, \$1,000 for every pass defended and \$250 per tackle during the 2017 season to Habitat for Humanity in Houston for Hurricane Harvey relief
- ✦ Established the Johnathan Joseph Foundation to create and support programs that emphasize character development, to promote academic excellence and to support and create initiatives for disadvantaged youth from single-parent homes
- ✦ Attended Northwestern High School in Rock Hill, S.C., where he was all-state in football and all-region in track
- ✦ Holds an annual football camp at Northwestern High School for youth in his hometown
- ✦ Hosts "Operation Backpack" to offer students in Rock Hill, S.C. new backpacks for the upcoming school year annually

# VETERAN BIOS

## JOHNATHAN JOSEPH - NFL REGULAR SEASON STATISTICS

		TACKLES										INTERCEPTIONS						FUMBLES				ST						MISC	
DATE	TEAM	GP	GS	TK	S	A	TFL	YDS	SK	YDS	QBH	NO	YDS	LG	TD	PD	FF	FR	YDS	TK	S	A	FF	FR	S	A			
2006	Bengals	16	9	57	45	12	0	0	0.0	0.0	1	0	0	0	0	20	0	1	0	0	0	0	0	1	0	0			
2007	Bengals	15	14	58	45	13	0	0	0.0	0.0	0	4	76	42t	1	15	0	0	0	4	4	0	0	0	0	0			
2008	Bengals	8	7	42	31	11	1	0	0.0	0.0	0	1	22	22	0	13	1	1	65	0	0	0	0	0	0	0			
2009	Bengals	16	16	69	58	11	2	0	0.0	0.0	0	6	92	32	1	20	1	0	0	1	1	0	0	0	0	0			
2010	Bengals	12	12	42	37	5	2	0	0.0	0.0	0	3	38	21t	1	8	0	0	0	0	0	0	0	0	0	0			
2011	Texans	15	15	44	40	4	2	0	0.0	0.0	0	4	40	29	0	15	1	0	0	0	0	0	0	0	0	0			
2012	Texans	14	14	57	52	5	0	0	0.0	0.0	0	2	88	52t	1	10	0	0	0	0	0	0	0	0	0	0			
2013	Texans	15	15	47	44	3	1	4	0.0	0.0	1	3	64	32	0	16	0	0	0	0	0	0	0	0	0	0			
2014	Texans	16	16	75	70	5	1	2	0.0	0.0	0	2	85	60t	1	11	2	2	73	0	0	0	0	0	0	0			
2015	Texans	16	16	58	48	10	1	2	0.0	0.0	0	1	2	2	0	22	1	1	0	0	0	0	0	0	0	0			
2016	Texans	13	11	45	38	7	0	0	0.0	0.0	0	0	0	0	0	9	1	0	0	0	0	0	0	0	0	0			
2017	Texans	16	16	47	37	10	2	6	0.0	0.0	0	2	85	82t	1	9	0	0	0	0	0	0	0	0	0	0			
NFL TOTALS		172	161	641	545	96	12	14	0.0	0.0	2	28	592	82t	6	168	7	5	138	5	5	0	0	1	0	0			

## JOHNATHAN JOSEPH - NFL POSTSEASON STATISTICS

TACKLES												INTERCEPTIONS					FUMBLES			ST					MISC	
DATE	TEAM	GP	GS	TK	S	A	TFL	YDS	SK	YDS	QBH	NO	YDS	LG	TD	PD	FF	FR	YDS	TK	S	A	FF	FR	S	A
2009	Bengals	1	1	5	3	2	0	0	0.0	0.0	0	0	0	0	0	0	0	0	0	0	0	0	0	0	0	0
2011	Texans	2	2	8	8	0	1	0	0.0	0.0	0	1	-1	0	0	5	0	0	0	0	0	0	0	0	0	0
2012	Texans	2	2	10	8	2	0	0	0.0	0.0	0	1	14	14	0	2	0	0	0	0	0	0	0	0	0	0
2015	Texans	1	1	2	1	1	0	0	0.0	0.0	0	0	0	0	0	0	0	0	0	0	0	0	0	0	0	0
2016	Texans	2	2	14	14	0	0	0	0.0	0.0	0	0	0	0	0	3	0	0	0	0	0	0	0	0	0	0
NFL TOTALS		8	8	39	34	5	1	0	0.0	0.0	0	2	13	14	0	10	0	0	0	0	0	0	0	0	0	0

## SINGLE-GAME HIGHS: DEFENSIVE

<b>Total Tackles</b>	15 vs. Jacksonville Jaguars, Nov 02, 2008	<b>Interceptions</b>	2 vs. Cleveland Browns, Oct 15, 2017
<b>Passes Defensed</b>	5 vs. Tampa Bay Buccaneers, Sep 27, 2015 ...1 more at 5.	<b>Interception Return Yards</b>	85 vs. Cleveland Browns, Oct 15, 2017
<b>Forced Fumbles</b>	2 at Oakland Raiders, Sep 14, 2014	<b>Special Teams Tackles</b>	3 vs. Los Angeles Rams, Dec 09, 2007
<b>Fumble Recoveries</b>	1 at Miami Dolphins, Oct 25, 2015 ...4 more at 1.	<b>Special Teams Fumble Recoveries</b>	1 vs. Los Angeles Chargers, Nov 12, 2006
<b>Tackles For Loss</b>	1 at Tennessee Titans, Dec 03, 2017 ...11 more at 1.		

## SINGLE-GAME HIGHS - POSTSEASON: DEFENSIVE

<b>Total Tackles</b>	10 vs. Oakland Raiders, Jan 07, 2017	<b>Interceptions</b>	1 vs. Cincinnati Bengals, Jan 05, 2013
<b>Passes Defensed</b>	3 vs. Oakland Raiders, Jan 07, 2017 ...1 more at 3.	<b>Interception Return Yards</b>	14 vs. Cincinnati Bengals, Jan 05, 2013
<b>Tackles For Loss</b>	1 vs. Cincinnati Bengals, Jan 07, 2012		

# VETERAN BIOS

## 2017 GAME-BY-GAME REGULAR SEASON STATISTICS (TEXANS)

			TACKLES									INTERCEPTIONS					FUMBLES				ST					MISC				
W	DATE	OPPONENT	TK	S	A	SK	YDS	TFL	YDS	QBH	NO	YDS	LG	TD	PD	FF	FR	YDS	TK	S	A	FF	FR	S	A	W/L	SCORE			
01	09/10	JAGUARS	S	1	0	1	0.0	0.0	0	0	0	0	0	0	0	2	0	0	0	0	0	0	0	0	0	0	L	7-29		
02	09/14	at Bengals	S	3	2	1	0.0	0.0	0	0	0	0	0	0	0	0	0	0	0	0	0	0	0	0	0	0	W	13-9		
03	09/24	at Patriots	S	1	1	0	0.0	0.0	0	0	0	0	0	0	0	0	0	0	0	0	0	0	0	0	0	0	L	33-36		
04	10/01	TITANS	S	2	1	1	0.0	0.0	0	0	0	0	0	0	1	0	0	0	0	0	0	0	0	0	0	0	W	57-14		
05	10/08	CHIEFS	S	6	5	1	0.0	0.0	0	0	0	0	0	0	0	0	0	0	0	0	0	0	0	0	0	0	L	34-42		
06	10/15	BROWNS	S	3	2	1	0.0	0.0	1	3	0	2	85	82	1	3	0	0	0	0	0	0	0	0	0	0	W	33-17		
08	10/29	at Seahawks	S	4	3	1	0.0	0.0	0	0	0	0	0	0	0	0	0	0	0	0	0	0	0	0	0	0	L	38-41		
09	11/05	COLTS	S	4	4	0	0.0	0.0	0	0	0	0	0	0	0	0	0	0	0	0	0	0	0	0	0	0	L	14-20		
10	11/12	at Rams	S	5	4	1	0.0	0.0	0	0	0	0	0	0	0	0	0	0	0	0	0	0	0	0	0	0	L	7-33		
11	11/19	CARDINALS	S	4	2	2	0.0	0.0	0	0	0	0	0	0	0	0	0	0	0	0	0	0	0	0	0	0	W	31-21		
12	11/27	at Ravens	S	2	2	0	0.0	0.0	0	0	0	0	0	0	0	1	0	0	0	0	0	0	0	0	0	0	L	16-23		
13	12/03	at Titans	S	4	4	0	0.0	0.0	1	3	0	0	0	0	0	0	0	0	0	0	0	0	0	0	0	0	L	13-24		
14	12/10	49ERS	S	2	2	0	0.0	0.0	0	0	0	0	0	0	0	2	0	0	0	0	0	0	0	0	0	0	L	16-26		
15	12/17	at Jaguars	S	2	2	0	0.0	0.0	0	0	0	0	0	0	0	0	0	0	0	0	0	0	0	0	0	0	L	7-45		
16	12/25	STEELERS	S	2	2	0	0.0	0.0	0	0	0	0	0	0	0	0	0	0	0	0	0	0	0	0	0	0	L	6-34		
17	12/31	at Colts	S	2	1	1	0.0	0.0	0	0	0	0	0	0	0	0	0	0	0	0	0	0	0	0	0	0	L	13-22		
2017 TOTALS			16-16	47	37	10	0.0	0.0	2	6	0	2	85	82t	1	9	0	0	0	0	0	0	0	0	0	0	4-12			





# UFOMBA KAMALU

OUTSIDE LINEBACKER

6-6 | 295 | MIAMI (FLA.)

HOMETOWN: FAYETTEVILLE, GA. | AGE: 25

3RD NFL SEASON | 3RD WITH TEXANS | ACQUIRED: CFA-'16

2017 GP/GS: 9/2 | CAREER GP/GS: 13/3

TEAMS: HOU 2016-17



94

**TRANSACTIONS:** Signed by the Houston Texans as a college free agent on May 5, 2016...Waived by the Texans on Sept. 3, 2016...Signed to the Texans practice squad on Sept. 4, 2016...Signed to the Texans active roster on Nov. 26, 2016...Re-signed by the Texans on March 15, 2018.

## 2017 (Houston 9/2):

- ✦ Tallied six total tackles (five solo), 2.0 sacks and three tackles for loss in nine games played
- ✦ Made his season debut with a tackle and tackle for loss vs. Kansas City (10/8)
- ✦ Recorded his first sack of the season and second of his career vs. Cleveland (10/15)
- ✦ Registered two tackles and produced a sack in his second consecutive game at Seattle (10/29)
- ✦ Notched one quarterback hit at the Los Angeles Rams (11/12)
- ✦ Totaled one tackle vs. Arizona (11/19)
- ✦ Started his first game of the season and third of his career while producing a solo tackle at Baltimore (11/27)

## 2016 (Houston 4/1, 0/0):

- ✦ Recorded five total tackles (three solo), 1.0 sack, two tackles for loss and one quarterback hit in four games played
- ✦ Spent Weeks 1-11 on the Texans practice squad
- ✦ Elevated to the active roster on Nov. 26
- ✦ Made his NFL debut as a reserve defensive end vs. San Diego (11/27) in Week 12
- ✦ Made his first NFL start at linebacker and contributed his first career tackle at Green Bay (12/4) in Week 13
- ✦ Inactive for Week 14 at Indianapolis (12/11)

- ✦ Logged a season-high two tackles (one solo) vs. Jacksonville (12/18) in Week 15
- ✦ Inactive for Week 16 vs. Cincinnati (12/24)
- ✦ Finished with two solo tackles, both for loss, and his first career sack when he brought down Titans QB Matt Cassel in the fourth quarter at Tennessee (1/1/17) in Week 17
- ✦ Inactive for both postseason contests

## COLLEGE:

- ✦ Played three seasons (2013-15) at the University of Miami (Fla.) after spending the 2012 campaign at Butler Community College in El Dorado, Kan.
- ✦ Saw action in 35 games and made 11 starts along the Hurricanes' defensive line
- ✦ Tallied 94 total tackles, 11.5 tackles for loss and 8.5 sacks over his three-year career
- ✦ Added a forced fumble, two deflected passes and an interception
- ✦ Started nine games as a senior in 2015 and totaled a career-high 47 tackles (4.0 TFLs) and returned his first career interception 46 yards
- ✦ Logged 54 total tackles, 7.5 sacks and 14 tackles for loss as a freshman at Butler Community College in 2012

## PERSONAL:

- ✦ Attended Starr's Mills High School in Fayetteville, Ga.
- ✦ Majored in Liberal Arts
- ✦ Listed as a three-star defensive tackle by ESPN and 247Sports.com
- ✦ Rated as No. 9-best JUCO DT and No. 87 overall JUCO prospect by 247Sports.com

## UFOMBA KAMALU - NFL REGULAR SEASON STATISTICS

		TACKLES										INTERCEPTIONS					FUMBLES			ST					MISC	
DATE	TEAM	GP	GS	TK	S	A	TFL	YDS	SK	YDS	QBH	NO	YDS	LG	TD	PD	FF	FR	YDS	TK	S	A	FF	FR	S	A
2016	Texans	4	1	5	3	2	2	5	1.0	4.0	1	0	0	0	0	0	0	0	0	0	0	0	0	0	0	0
2017	Texans	9	2	6	5	1	3	15	2.0	13.0	3	0	0	0	0	0	0	0	0	0	0	0	0	0	0	0
NFL TOTALS		13	3	11	8	3	5	20	3.0	17.0	4	0	0	0	0	0	0	0	0	0	0	0	0	0	0	0

## UFOMBA KAMALU - NFL POSTSEASON STATISTICS

		TACKLES										INTERCEPTIONS					FUMBLES			ST					MISC	
DATE	TEAM	GP	GS	TK	S	A	TFL	YDS	SK	YDS	QBH	NO	YDS	LG	TD	PD	FF	FR	YDS	TK	S	A	FF	FR	S	A
2016	Texans	0	0	0	0	0	0	0	0.0	0.0	0	0	0	0	0	0	0	0	0	0	0	0	0	0	0	0
NFL TOTALS		0	0	0	0	0	0	0	0.0	0.0	0	0	0	0	0	0	0	0	0	0	0	0	0	0	0	0

# VETERAN BIOS

## SINGLE-GAME HIGHS: DEFENSIVE

**Total Tackles** 2 at Seattle Seahawks, Oct 29, 2017  
...2 more at 2.

**Tackles For Loss**

2 at Tennessee Titans, Jan 01, 2017

**Sacks** 1.0 at Seattle Seahawks, Oct 29, 2017  
...2 more at 1.0.

## 2017 GAME-BY-GAME REGULAR SEASON STATISTICS (TEXANS)

			TACKLES								INTERCEPTIONS							FUMBLES			ST					MISC				
W	DATE	OPPONENT	TK	S	A	SK	YDS	TFL	YDS	QBH	NO	YDS	LG	TD	PD	FF	FR	YDS	TK	S	A	FF	FR	S	A	W/L	SCORE			
01	09/10	JAGUARS	INACTIVE																									L	7-29	
02	09/14	at Bengals	ACTIVE, DID NOT PLAY																									W	13-9	
03	09/24	at Patriots	ACTIVE, DID NOT PLAY																									L	33-36	
04	10/01	TITANS	INACTIVE																									W	57-14	
05	10/08	CHIEFS	P	1	1	0	0.0	0.0	1	2	0	0	0	0	0	0	0	0	0	0	0	0	0	0	0	L	34-42			
06	10/15	BROWNS	P	1	1	0	1.0	7.0	1	7	1	0	0	0	0	0	0	0	0	0	0	0	0	0	0	0	W	33-17		
08	10/29	at Seahawks	P	2	1	1	1.0	6.0	1	6	1	0	0	0	0	0	0	0	0	0	0	0	0	0	0	0	L	38-41		
09	11/05	COLTS	INACTIVE																									L	14-20	
10	11/12	at Rams	P	0	0	0	0.0	0.0	0	0	1	0	0	0	0	0	0	0	0	0	0	0	0	0	0	0	L	7-33		
11	11/19	CARDINALS	P	1	1	0	0.0	0.0	0	0	0	0	0	0	0	0	0	0	0	0	0	0	0	0	0	0	W	31-21		
12	11/27	at Ravens	S	1	1	0	0.0	0.0	0	0	0	0	0	0	0	0	0	0	0	0	0	0	0	0	0	0	L	16-23		
13	12/03	at Titans	S	0	0	0	0.0	0.0	0	0	0	0	0	0	0	0	0	0	0	0	0	0	0	0	0	0	L	13-24		
14	12/10	49ERS	INACTIVE																									L	16-26	
15	12/17	at Jaguars	INACTIVE																									L	7-45	
16	12/25	STEELERS	P	0	0	0	0.0	0.0	0	0	0	0	0	0	0	0	0	0	0	0	0	0	0	0	0	0	L	6-34		
17	12/31	at Colts	P	0	0	0	0.0	0.0	0	0	0	0	0	0	0	0	0	0	0	0	0	0	0	0	0	0	L	13-22		
2017 TOTALS		9-2	6	5	1	2.0	13.0	3	15	3	0	0	0	0	0	0	0	0	0	0	0	0	0	0	0	4-12				



# SENI KELEMETE

GUARD

6-3 | 300 | WASHINGTON

HOMETOWN: SEATTLE, WASH. | AGE: 28

6TH NFL SEASON | 1ST WITH TEXANS | ACQUIRED: UFA-'18 (NO)

2017 GP/GS (POST): 16/8 (2/1) | CAREER GP/GS (POST): 58/22 (2/1)

TEAMS: ARI 2012; NO 2014-17; HOU 2018



64

**TRANSACTIONS:** Selected by the Arizona Cardinals with the 16th pick in the fifth round (151st overall) of the 2012 NFL Draft...Waived by the Cardinals on Aug. 30, 2013...Signed to the New Orleans Saints practice squad on Sept. 2, 2013...Released from the Saints practice squad on Sept. 24, 2013...Signed to the Saints practice squad on Sept. 26, 2013...Signed by the Saints on Jan. 14, 2014...Re-signed with the Saints on March 10, 2016...Signed by the Houston Texans as an unrestricted free agent on March 15, 2018.

## 2017 (New Orleans 16/8, 2/1):

- ✦ Appeared in all 16 games, starting at three different spots on the offensive line
- ✦ Was part of an offensive unit that ranked second in the NFL in yards per game, fifth in rushing yards per game and fifth in passing yards per game
- ✦ Started at left guard vs. New England (9/17) in Week 2
- ✦ Started at right tackle at Carolina (9/24) in Week 3
- ✦ Started at right guard vs. Chicago (10/29) in Week 8 and vs. Tampa Bay (11/5) in Week 9
- ✦ Played 47 snaps at guard vs. Carolina in the NFC Wild Card Playoff (1/7/18)
- ✦ Started at left guard at Minnesota in the NFC Divisional Playoff (1/14/18), playing every offensive snap

## 2016 (New Orleans 15/9):

- ✦ Played in 15 games, starting nine at left guard and left tackle to help pave the way for the NFL's No. 1 offense
- ✦ Played at right guard and also on special teams, blocking for an offense that gained 507 total net yards in the season opener vs. Oakland (9/11) in Week 1
- ✦ Started at left guard and blocked for an offense that gained 523 total net yards vs. Carolina (10/16) in Week 6
- ✦ Started at left guard, blocking for an offense that gained 463 total net yards at Kansas City (10/23) in Week 7

## 2015 (New Orleans 16/5):

- ✦ Appeared in all 16 games (five starts) for the first time in his career
- ✦ Made first career start at Carolina (9/27) in Week 3, filling in for Jahri Evans
- ✦ Made second consecutive start at right guard vs. Dallas (10/4) and blocked for an offense that gained 438 total net yards

- ✦ Started at left guard vs. Atlanta (10/15) in Week 6, blocking for an offense that gained 385 total net yards
- ✦ Did not surrender a sack in his first career NFL start at left tackle at Atlanta (1/3/16) and was part of an offensive line that gained 323 net yards passing

## 2014 (New Orleans 10/0):

- ✦ Appeared in 10 games, contributing primarily on special teams

## 2013 (New Orleans 0/0):

- ✦ Spent the majority of the season as a member of the Saints practice squad

## 2012 (Arizona 1/0):

- ✦ Inactive Weeks 1-15
- ✦ Made NFL debut as a reserve at right guard at San Francisco (12/30) in Week 17. Recorded first career reception off a deflected pass and gained 10 yards in the second quarter

## COLLEGE:

- ✦ Played four seasons (2008-11) at the University of Washington in Seattle, Wash.
- ✦ Saw action in 46 games and made 41 starts in his career with the Huskies
- ✦ Elected team captain as a junior and senior
- ✦ Started 26 consecutive games at left tackle from 2010-11
- ✦ Named second-team All-Pac 12 as a senior
- ✦ Started 11 of 12 games at right guard as a sophomore in 2009
- ✦ Appeared in eight games (four starts) as a defensive tackle as a freshman
- ✦ Was only one of nine true freshmen to start a game for the Huskies in 2008

## PERSONAL:

- ✦ Led Evergreen High School to a 9-2 record as a senior in 2007
- ✦ Honored as the Seamount League's Lineman of the Year on both offense and defense as a senior
- ✦ Named to the 3A all-state first team by the Associated Press and to the *Seattle Times* All-State team
- ✦ Was also a wrestler and discus thrower at Evergreen High School
- ✦ Won the Seamount League discus title in 2007
- ✦ Participated in the state wrestling tournament as a junior in 2006



# VETERAN BIOS

## SENIO KELEMETE - NFL REGULAR SEASON STATISTICS

DATE	TEAM	GP	GS
------	------	----	----

2012	Cardinals	1	0
------	-----------	---	---

2014	Saints	10	0
------	--------	----	---

2015	Saints	16	5
------	--------	----	---

2016	Saints	15	9
------	--------	----	---

2017	Saints	16	8
------	--------	----	---

<b>NFL TOTALS</b>		<b>58</b>	<b>22</b>
-------------------	--	-----------	-----------

## SENIO KELEMETE - NFL POSTSEASON STATISTICS

DATE	TEAM	GP	GS
------	------	----	----

2017	Saints	2	1
------	--------	---	---

<b>NFL</b>		<b>2</b>	<b>1</b>
------------	--	----------	----------

<b>TOTALS</b>			
---------------	--	--	--

## 2017 GAME-BY-GAME REGULAR SEASON STATISTICS (SAINTS)

W	DATE	OPPONENT	P/S	W/L	SCORE
01	09/11	at Vikings	P	L	19-29
02	09/17	PATRIOTS	S	L	20-36
03	09/24	at Panthers	S	W	34-13
04	10/01	at Dolphins	P	W	20-0
06	10/15	LIONS	P	W	52-38
07	10/22	at Packers	P	W	26-17
08	10/29	BEARS	S	W	20-12
09	11/05	BUCCANEERS	S	W	30-10
10	11/12	at Bills	P	W	47-10
11	11/19	REDSKINS	P	W	34-31+
12	11/26	at Rams	P	L	20-26
13	12/03	PANTHERS	S	W	31-21
14	12/07	at Falcons	S	L	17-20
15	12/17	JETS	S	W	31-19
16	12/24	FALCONS	P	W	23-13
17	12/31	at Buccaneers	S	L	24-31
<b>2017 TOTALS</b>			<b>16-8</b>	<b>11-5</b>	

+ - Overtime

## 2017 GAME-BY-GAME POSTSEASON STATISTICS (SAINTS)

W	DATE	OPPONENT	P/S	W/L	SCORE
01	01/07	PANTHERS	P	W	31-26
02	01/14	at Vikings	S	L	24-29
<b>2017 TOTALS</b>			<b>2-1</b>	<b>1-1</b>	



## JOSH KEYES

INSIDE LINEBACKER

6-2 | 225 | BOSTON COLLEGE

HOMETOWN: PHILMONT, N.Y. | AGE: 25

4TH NFL SEASON | 1ST WITH TEXANS | ACQUIRED: FA-'18

2017 GP/GS: 10/0 | CAREER GP/GS: 22/0

TEAMS: TB 2015-16; KC 2015; ATL 2016-17; CLE 2017; LAC 2017; HOU 2018



49

**TRANSACTIONS:** Signed by the Tampa Bay Buccaneers as a college free agent on May 4, 2015...Waived by the Buccaneers on Sept. 5, 2015...Added to the Buccaneers practice squad on Sept. 8, 2015...Waived from the Buccaneers practice squad on Sept. 24, 2015...Added to the Kansas City Chiefs practice squad on Oct. 20, 2015...Waived from the Chiefs practice squad on Nov. 3, 2015...Added to the Buccaneers practice squad on Nov. 18, 2015...Elevated to the Buccaneers active roster on Nov. 21, 2015...Waived by the Buccaneers on Sept. 3, 2016...Added to the Buccaneers practice squad on Sept. 4, 2016...Elevated to the Buccaneers active roster on Sept. 10, 2016...Waived by the Buccaneers on Sept. 19, 2016...Signed by the Buccaneers on Sept. 23, 2016...Waived by the Buccaneers on Oct. 3, 2016...Added to the Buccaneers practice squad on Oct. 5, 2016...Waived from the Buccaneers practice squad on Oct. 11, 2016...Added to the Atlanta Falcons practice squad on Oct. 19, 2016...Elevated to the Falcons active roster on Dec. 22, 2016...Waived by the Falcons on Sept. 11, 2017...Signed by the Los Angeles Chargers on Oct. 16, 2017...Waived by the Chargers on Nov. 7, 2017...Claimed off waivers by the Cleveland Browns on Nov. 8, 2017...Signed with the Houston Texans as a free agent on March 20, 2018.

### 2017 (Los Angeles 2/0; Cleveland 8/0):

- ✦ Contributed on special teams in final eight games with Browns, totaling six special teams tackles
- ✦ Spent offseason, training camp and preseason with Falcons
- ✦ Signed by Chargers prior to Week 7
- ✦ Played in two games with the Chargers (Weeks 7-8)
- ✦ Waived by the Chargers on Nov. 7
- ✦ Claimed by Browns prior to Week 10

### 2016 (Tampa Bay 4/0; Atlanta 1/0):

- ✦ Contributed on special teams in five games for the Tampa Bay Buccaneers and Atlanta Falcons
- ✦ Amassed three special teams tackles

### 2015 (Tampa Bay 7/0):

- ✦ Appeared in seven games with the Tampa Bay Buccaneers
- ✦ Recorded five total tackles, including one tackle for loss

### COLLEGE:

- ✦ Played four seasons (2011-14) at Boston College in Chestnut Hill, Mass.
- ✦ Recorded 121 total tackles, 16.5 tackles for loss, 7.5 sacks and two forced fumbles in 41 career games (21 starts)
- ✦ Started all 13 games at SAM linebacker as a senior, posting career highs in tackles (63), tackles for loss (11.5) and sacks (4.0)
- ✦ Earned All-Atlantic Coast Conference (ACC) third-team honors from the league's coaches
- ✦ Awarded ACC Linebacker of the Week, Football Writers Association of America (FWAA) National Defensive Player of the Week, Chuck Bednarik Award Player of the Week, and Eastern College Athletic Conference (ECAC) Co-Defensive Player of the Week honors for his performance against USC (9/13/14), when he tallied eight tackles and 5.5 tackles for loss
- ✦ Played in 11 games as a junior, starting two, totaling 30 tackles, five tackles for loss, 3.5 sacks and one forced fumble
- ✦ In nine games as a sophomore, tallied 20 tackles
- ✦ Posted eight tackles as a true freshman
- ✦ Graduated with a degree in English

### PERSONAL:

- ✦ Born in Ghent, N.Y.
- ✦ Son of Margo and Clifford Keyes
- ✦ Has five siblings
- ✦ Last name is pronounced KIZE
- ✦ Founded his own nonprofit, Keyes Community Project, which provides aid and mentorship for driven youth
- ✦ Attended Chatham Central in Chatham, N.Y.
- ✦ As a senior, earned New York State Class C Player of the Year honors from New York State High School Football Coaches Association
- ✦ Was named co-player of the year as a junior

# VETERAN BIOS

## JOSH KEYES - NFL REGULAR SEASON STATISTICS

		TACKLES										INTERCEPTIONS						FUMBLES			ST					MISC		
DATE	TEAM	GP	GS	TK	S	A	TFL	YDS	SK	YDS	QBH	NO	YDS	LG	TD	PD	FF	FR	YDS	TK	S	A	FF	FR	S	A		
2015	Buccaneers	7	0	5	2	3	1	1	0.0	0.0	0	0	0	0	0	0	0	0	0	0	2	2	0	0	0	0	0	
2015	Chiefs	0	0	0	0	0	0	0	0.0	0.0	0	0	0	0	0	0	0	0	0	0	0	0	0	0	0	0		
2016	Buccaneers	4	0	0	0	0	0	0	0.0	0.0	0	0	0	0	0	0	0	0	0	0	3	3	0	0	0	0	0	
2016	Falcons	1	0	0	0	0	0	0	0.0	0.0	0	0	0	0	0	0	0	0	0	0	0	0	0	0	0	0		
2017	Falcons	0	0	0	0	0	0	0	0.0	0.0	0	0	0	0	0	0	0	0	0	0	0	0	0	0	0	0		
2017	Chargers	2	0	0	0	0	0	0	0.0	0.0	0	0	0	0	0	0	0	0	0	0	0	0	0	0	0	0		
2017	Browns	8	0	0	0	0	0	0	0.0	0.0	0	0	0	0	0	0	0	0	0	0	4	2	2	0	0	0	0	
NFL TOTALS		22	0	5	2	3	1	1	0.0	0.0	0	0	0	0	0	0	0	0	0	0	9	7	2	0	0	0	0	

## JOSH KEYES - NFL POSTSEASON STATISTICS

		TACKLES										INTERCEPTIONS						FUMBLES			ST						MISC	
DATE	TEAM	GP	GS	TK	S	A	TFL	YDS	SK	YDS	QBH	NO	YDS	LG	TD	PD	FF	FR	YDS	TK	S	A	FF	FR	S	A		
2016	Falcons	0	0	0	0	0	0	0	0.0	0.0	0	0	0	0	0	0	0	0	0	0	0	0	0	0	0	0		
NFL TOTALS		0	0	0	0	0	0	0	0.0	0.0	0	0	0	0	0	0	0	0	0	0	0	0	0	0	0	0		

## SINGLE-GAME HIGHS: DEFENSIVE

**Total Tackles** 4 at Carolina Panthers, Jan 03, 2016  
**Tackles For Loss** 1 at Carolina Panthers, Jan 03, 2016

**Special Teams Tackles** 2 vs. Los Angeles Rams, Sep 25, 2016  
 ...1 more at 2.

## 2017 GAME-BY-GAME REGULAR SEASON STATISTICS (FALCONS/CHARGERS/BROWNS)

			TACKLES								INTERCEPTIONS					FUMBLES			ST					MISC				
W	DATE	OPPONENT	TK	S	A	SK	YDS	TFL	YDS	QBH	NO	YDS	LG	TD	PD	FF	FR	YDS	TK	S	A	FF	FR	S	A	W/L	SCORE	
01	09/10	at Bears	DID NOT PLAY																								W	23-17
02	09/17	PACKERS	NOT ON ROSTER																								W	34-23
03	09/24	at Lions	NOT ON ROSTER																								W	30-26
04	10/01	BILLS	NOT ON ROSTER																								L	17-23
06	10/15	DOLPHINS	NOT ON ROSTER																								L	17-20
Went from <b>Falcons</b> to <b>Chargers</b> .																												
07	10/22	BRONCOS	P	0	0	0	0.0	0.0	0	0	0	0	0	0	0	0	0	0	0	0	0	0	0	0	0	W	21-0	
08	10/29	at Patriots	P	0	0	0	0.0	0.0	0	0	0	0	0	0	0	0	0	0	0	0	0	0	0	0	0	L	13-21	
10	11/12	at Jaguars	DID NOT PLAY																								L	17-20+
Went from <b>Chargers</b> to <b>Browns</b> .																												
11	11/19	JAGUARS	P	0	0	0	0.0	0.0	0	0	0	0	0	0	0	0	0	0	0	0	0	0	0	0	0	L	7-19	
12	11/26	at Bengals	P	0	0	0	0.0	0.0	0	0	0	0	0	0	0	0	0	0	0	0	0	0	0	0	0	L	16-30	
13	12/03	at Chargers	P	0	0	0	0.0	0.0	0	0	0	0	0	0	0	0	0	0	0	1	0	1	0	0	0	L	10-19	
14	12/10	PACKERS	P	0	0	0	0.0	0.0	0	0	0	0	0	0	0	0	0	0	0	1	1	0	0	0	0	L	21-27+	
15	12/17	RAVENS	P	0	0	0	0.0	0.0	0	0	0	0	0	0	0	0	0	0	0	0	0	0	0	0	0	L	10-27	
16	12/24	at Bears	P	0	0	0	0.0	0.0	0	0	0	0	0	0	0	0	0	0	0	0	0	0	0	0	0	L	3-20	
17	12/31	at Steelers	P	0	0	0	0.0	0.0	0	0	0	0	0	0	0	0	0	0	0	1	0	1	0	0	0	L	24-28	
2017 TOTALS		9-0	0	0	0	0.0	0.0	0	0	0	0	0	0	0	0	0	0	0	3	1	2	0	0	0	0	4-11		

+ - Overtime





# DARIUS KILGO

NOSE TACKLE

6-3 | 320 | MARYLAND

HOMETOWN: MATTHEWS N.C. | AGE: 26

3RD NFL SEASON | 1ST WITH TEXANS | ACQUIRED: FA-'18

CAREER GP/GS: 18/0

TEAMS: DEN 2015-16; NE 2016; JAX 2017; HOU 2018



96

**TRANSACTIONS:** Selected by the Denver Broncos with the 27th pick in the sixth round (203rd overall) of the 2015 NFL Draft...Waived by the Broncos on Nov. 25, 2016...Claimed off waivers by the New England Patriots on Nov. 28, 2016...Waived by the Patriots on Dec. 8, 2016...Signed to the Patriots practice squad on Dec. 10, 2016...Signed by the Patriots on Feb. 7, 2017...Waived by the Patriots on Sept. 2, 2017...Signed to the Patriots practice squad on Sept. 3, 2017...Released from the Patriots practice squad on Sept. 4, 2017...Signed to the Jacksonville Jaguars practice squad on Sept. 8, 2017...Released from the Jaguars practice squad on Jan. 29, 2018...Signed by the Houston Texans on Jan. 30, 2018.

## 2017 (Jacksonville 0/0):

- Spent the entire 2017 season as a member of the Jaguars practice squad

## 2016 (Denver 9/0):

- Recorded five total tackles and a quarterback hit in nine games played
- Was inactive vs. Los Angeles (12/4) in Week 13 for the Patriots after being waived by the Broncos
- Spent the final four weeks of the season on the Patriots practice squad

## 2015 (Denver 9/0):

- Tallied six total tackles (five solo) and one pass defended in nine games played
- Recorded two total tackles in his NFL debut vs. Baltimore (9/13) in Week 1
- Compiled six total tackles and a pass defended in nine games as a rookie

- Was inactive for all three of Denver's postseason games, including Super Bowl 50

## COLLEGE:

- Played four seasons (2011-14) at the University of Maryland in College Park, Md. after redshirting the 2010 campaign
- Totaled 123 total tackles, 5.5 sacks, three passes defended, one forced fumble and five fumble recoveries in 42 career games (36 starts) for the Terrapins
- Named an honorable mention All-Big Ten selection as a senior in 2014 after posting a career-high 41 total tackles, 2.0 sacks and three fumble recoveries
- Served as a member of Maryland's leadership council as a junior and started 12-of-13 games
- Started 11-of-12 games as a sophomore, recording 40 tackles, five tackles for loss, one forced fumble and one fumble recovery
- Posted four tackles and one sack in his first collegiate start against William & Mary (9/1) as a sophomore
- Played in five games as a reserve defensive lineman as a redshirt freshman
- Majored in criminology and criminal justice

## PERSONAL:

- Son of Daren and Traci Kilgo
- Attended Weddington (N.C.) High School
- Recorded 67 total tackles, 4.0 sacks and two forced fumbles as a senior in 2009
- Received all-conference and all-county honors as a junior, finishing the year with 83 total tackles, 5.0 sacks and three forced fumbles in 2008
- Also lettered in basketball and track and field

## DARIUS KILGO - NFL REGULAR SEASON STATISTICS

		TACKLES										INTERCEPTIONS					FUMBLES			ST					MISC		
DATE	TEAM	GP	GS	TK	S	A	TFL	YDS	SK	YDS	QBH	NO	YDS	LG	TD	PD	FF	FR	YDS	TK	S	A	FF	FR	S	A	
2015	Broncos	9	0	6	5	1	0	0	0.0	0.0	0	0	0	0	0	1	0	0	0	0	0	0	0	0	0	0	0
2016	Broncos	9	0	5	2	3	0	0	0.0	0.0	1	0	0	0	0	0	0	0	0	0	0	0	0	0	0	0	0
2016	Patriots	0	0	0	0	0	0	0	0.0	0.0	0	0	0	0	0	0	0	0	0	0	0	0	0	0	0	0	0
2017	Jaguars	0	0	0	0	0	0	0	0.0	0.0	0	0	0	0	0	0	0	0	0	0	0	0	0	0	0	0	0
NFL TOTALS		18	0	11	7	4	0	0	0.0	0.0	1	0	0	0	0	1	0	0	0	0	0	0	0	0	0	0	0

# VETERAN BIOS

## DARIUS KILGO - NFL POSTSEASON STATISTICS

DATE TEAM	GP	GS	TK	S	A	TACKLES					INTERCEPTIONS					FUMBLES			ST					MISC	
						TFL	YDS	SK	YDS	QBH	NO	YDS	LG	TD	PD	FF	FR	YDS	TK	S	A	FF	FR	S	A
2015 Broncos	0	0	0	0	0	0	0	0.0	0.0	0	0	0	0	0	0	0	0	0	0	0	0	0	0	0	0
2017 Jaguars	0	0	0	0	0	0	0	0.0	0.0	0	0	0	0	0	0	0	0	0	0	0	0	0	0	0	0
NFL TOTALS	0	0	0	0	0	0	0	0.0	0.0	0	0	0	0	0	0	0	0	0	0	0	0	0	0	0	0

### SINGLE-GAME HIGHS: DEFENSIVE

**Total Tackles** 2 at Kansas City Chiefs, Sep 17, 2015  
...1 more at 2.

**Passes Defensed**

1 at Chicago Bears, Nov 22, 2015


## 2017 GAME-BY-GAME REGULAR SEASON STATISTICS (JAGUARS)

W	DATE	OPPONENT	TACKLES								INTERCEPTIONS					FUMBLES			ST					MISC			W/L	SCORE
			TK	S	A	SK	YDS	TFL	YDS	QBH	NO	YDS	LG	TD	PD	FF	FR	YDS	TK	S	A	FF	FR	S	A			
01	09/10	at Texans																							W	29-7		
02	09/17	TITANS																							L	16-37		
03	09/24	RAVENS																							W	44-7		
04	10/01	at Jets																							L	20-23+		
05	10/08	at Steelers																							W	30-9		
06	10/15	RAMS																							L	17-27		
07	10/22	at Colts																							W	27-0		
09	11/05	BENGALS																							W	23-7		
10	11/12	CHARGERS																							W	20-17+		
11	11/19	at Browns																							W	19-7		
12	11/26	at Cardinals																							L	24-27		
13	12/03	COLTS																							W	30-10		
14	12/10	SEAHAWKS																							W	30-24		
15	12/17	TEXANS																							W	45-7		
16	12/24	at 49ers																							L	33-44		
17	12/31	at Titans																							L	10-15		
2017 TOTALS			0	0	0	0.0	0.0	0	0	0	0	0	0	0	0	0	0	0	0	0	0	0	0	0	10-6			

+ - Overtime

## 2017 GAME-BY-GAME POSTSEASON STATISTICS (JAGUARS)

W	DATE	OPPONENT	TACKLES						INTERCEPTIONS						FUMBLES			ST					MISC			W/L	SCORE	
			TK	S	A	SK	YDS	TFL	YDS	QBH	NO	YDS	LG	TD	PD	FF	FR	YDS	TK	S	A	FF	FR	S	A			
01	01/07	BILLS	PRACTICE SQUAD																								W	10-3
02	01/14	at Steelers	PRACTICE SQUAD																								W	45-42
03	01/21	at Patriots	PRACTICE SQUAD																								L	20-24
2017 TOTALS			0	0	0	0.0	0.0	0	0	0	0	0	0	0	0	0	0	0	0	0	0	0	0	0	2-1			



# KENDALL LAMM

TACKLE

6-6 | 310 | APPALACHIAN STATE

HOMETOWN: CHARLOTTE, N.C. | AGE: 26

4TH NFL SEASON | 4TH WITH TEXANS | ACQUIRED: CFA-'15

2017 GP/GS: 10/4 | CAREER GP/GS (POST): 40/11 (3/0)

TEAMS: HOU 2015-17



74

**TRANSACTIONS:** Signed by the Houston Texans as a college free agent on May 8, 2015...Waived by the Texans on Oct. 28, 2017...Signed by the Texans on Oct. 31, 2017.

## 2017 (Houston 10/4):

- ✦ Appeared in 10 games with four starts at tackle
- ✦ Started at left tackle in the season opener vs. Jacksonville (9/10)
- ✦ Appeared in relief duty and on special teams in Weeks 2-3 and Weeks 5-6
- ✦ Started at tackle vs. Indianapolis (11/5)
- ✦ Started his third game of the season and helped pave the way for 134 rushing yards, 357 yards of total offense and the team's sixth game of 30-or-more points on the season vs. Arizona (11/19)
- ✦ Started as a tackle and also appeared on special teams vs. San Francisco (12/10)

## 2016 (Houston 15/3, 2/0):

- ✦ Saw three snaps of action as a reserve offensive lineman in the season opener vs. Chicago (9/11)
- ✦ Played on special teams in Week 2 vs. Kansas City (9/18)
- ✦ Active but did not play in Week 3 at New England (9/22)
- ✦ Made his first start of the season and fifth of his career vs. Tennessee (10/2) in Week 4
- ✦ Played 17 snaps on offense and contributed on special teams at Minnesota (10/9) in Week 5
- ✦ Started as an extra tackle and contributed on special teams vs. Indianapolis (10/16) in Week 6 and at Denver (10/24) in Week 7
- ✦ Played as an extra tackle and contributed on special teams in Weeks 8-12
- ✦ Saw spot duty as an extra tackle and at right tackle in addition to special teams in Week 13 at Green Bay (12/4)
- ✦ Played as an extra tackle and contributed on special teams in Weeks 14-17 and vs. Oakland (1/7/17) in the AFC Wild Card round
- ✦ Appeared on special teams at New England (1/14/17) in the AFC Divisional round

## 2015 (Houston 15/4, 1/0):

- ✦ Played in 15 games, making four starts, in his rookie season. Also saw action in the AFC Wild Card game vs. Kansas City (1/9/16)
- ✦ Made his NFL debut at Carolina (9/20) and played right tackle
- ✦ Played right tackle vs. Tampa Bay (9/27)

- ✦ Made his first career NFL start vs. Indianapolis (10/8)
- ✦ Notched his first career fumble recovery following a fumble by RB Arian Foster in the second quarter at Jacksonville (10/18)
- ✦ Recorded his first career reception for a gain of seven yards in the first quarter at Buffalo (12/6)

## COLLEGE:

- ✦ Played four seasons (2011-14) at Appalachian State University in Boone, N.C. after redshirting the 2010 campaign
- ✦ First-team All-Sun Belt Conference honoree in 2014
- ✦ Started all 12 games at left tackle in 2014
- ✦ Recorded 46 knockdowns and allowed only 2.0 sacks over a team-high 817 snaps in 2014
- ✦ Clear-cut leader of an offensive line that allowed only 11.0 sacks all season and rushed for 241.8 yards per game in 2014
- ✦ Named first-team All-Southern Conference by the league's coaches and second-team by the media in 2013 after starting all 12 games at left tackle
- ✦ Compiled 28 knockdowns and was charged with allowing only 1.0 sack all season in 2013
- ✦ Started 11-of-12 games at left tackle in 2012 and was not charged with surrendering a sack nor did he commit a penalty
- ✦ Ranked third among Appalachian State's offensive linemen with 672 total plays on the campaign in 2012
- ✦ Started the first seven games of the season at left tackle as a redshirt freshman in 2011
- ✦ Redshirted in 2010

## PERSONAL:

- ✦ Played at David W. Butler High School in Matthews, N.C. for Head Coach Mike Newsome
- ✦ First-team all-state honoree as a senior
- ✦ Earned all-conference recognition three times and All-Charlotte Observer honors twice
- ✦ Helped lead Butler to a 15-0 record, the school's first state championship and a No. 2 national ranking according to PrepNation.com in 2009
- ✦ Anchored an offensive line that paved the way for the Bulldogs to average 48.4 points per game as a senior
- ✦ Butler was 49-8 during his prep career
- ✦ Son of Candace Lamm
- ✦ Graduated from Appalachian State in December 2014 with a bachelor's degree in communication-public relations
- ✦ Was a member of Appalachian State athletics' academic honor roll



# VETERAN BIOS

## KENDALL LAMM - NFL REGULAR SEASON STATISTICS

### DATE TEAM GP GS

2015 Texans 15 4

2016 Texans 15 3

2017 Texans 10 4

**NFL TOTALS 40 11**

## KENDALL LAMM - NFL POSTSEASON STATISTICS

### DATE TEAM GP GS

2015 Texans 1 0

2016 Texans 2 0

**NFL TOTALS 3 0**

## 2017 GAME-BY-GAME REGULAR SEASON STATISTICS (TEXANS)

W	DATE	OPPONENT	P/S		W/L	SCORE
01	09/10	JAGUARS	S		L	7-29
02	09/14	at Bengals	P		W	13-9
03	09/24	at Patriots	P		L	33-36
04	10/01	TITANS		INACTIVE	W	57-14
05	10/08	CHIEFS	P		L	34-42
06	10/15	BROWNS	P		W	33-17
08	10/29	at Seahawks		NOT ON ROSTER	L	38-41
09	11/05	COLTS	S		L	14-20
10	11/12	at Rams		INACTIVE	L	7-33
11	11/19	CARDINALS	S		W	31-21
12	11/27	at Ravens	P		L	16-23
13	12/03	at Titans	P		L	13-24
14	12/10	49ERS	S		L	16-26
15	12/17	at Jaguars		INACTIVE	L	7-45
16	12/25	STEELERS		INACTIVE	L	6-34
17	12/31	at Colts		INACTIVE	L	13-22
<b>2017 TOTALS</b>			<b>10-4</b>		<b>4-12</b>	



# SHANE LECHLER

PUNTER

6-2 | 230 | TEXAS A&M

HOMETOWN: EAST BERNARD, TEXAS | AGE: 41

19TH NFL SEASON | 6TH WITH TEXANS | ACQUIRED: UFA-'13 (OAK)

2017 GP/GS: 16/0 | CAREER GP/GS (POST): 286/0 (10/0)

TEAMS: OAK 2000-12; HOU 2013-17



9

**TRANSACTIONS:** Selected by the Oakland Raiders with the 13th pick in the fifth round (142nd overall) of the 2000 NFL Draft...Re-signed with the Raiders on Feb. 19, 2009...Signed by the Houston Texans on March 23, 2013...Re-signed with the Texans on March 10, 2016...Re-signed with the Texans on March 9, 2017.

## HONORS:

- Associated Press First-Team All-Pro (6x – 2000, 2003-04, 2008-10)
- Pro Bowl selection (7x – 2001, 2004, 2007-11)
- AFC Special Teams Player of the Week (4x – 2000 - Week 12, 2000 - Week 15, 2004 - Week 2, 2016 - Week 8)
- Associated Press Second-Team All-Pro (3x – 2001, 2007, 2011)
- USA Football All-Fundamental Team (2011)
- PFW/PFWA Golden Toe Award (2009)

## CAREER:

- Owns the best gross punting average in NFL history at 47.6
- Has played in 254 consecutive games, the longest active streak in the NFL and the fifth-longest streak in NFL history
- Ranks second all-time in yards punting (68,678), second in punts (1,444), second in punts inside the 20 (469) and 21st in net average (39.1)
- Leads all active NFL players in career punts, punting yards, net punting yards, punting average and punts inside of the 20-yard line
- Played in his 285th regular season game, the most of any active player in the NFL and the 15th-most games played in NFL history
- Fastest player in NFL history to reach 50,000 yards punting (1,051 punts) and is just one of six players with 50,000-plus yards punting
- Became the third player in NFL history to reach 60,000 career punting yards
- Owns the most 300-yard punting games in NFL history (67) and is tied for the most 500-yard punting games (three) while producing an NFL-record 13 seasons of 3,500-or-more punting yards
- His 22 punts for 983 yards in the postseason are the most in Texans playoff history
- Passed P Sean Landeta (49,735) for the second-most career net punting yards in the NFL since 1976 and the second-most career gross punting yards (60,706) since 1939
- Moved past Britton Colquitt (48) for the third-most career punts, the third-most career punting yards (2,104) and the third-most career punts pinned inside the 20-yard line (16) in the postseason among active NFL players
- Led the NFL in gross average four times (2003-04, 2007, 2009)

and net average four times (2000, 2007-09)

- Played in 206 games for Oakland from 2000-12, punting 1,014 times for 48,215 yards with 322 punts inside opponents' 20-yard line
- Holds the top five single-season punting averages in Oakland history, including a career-best 51.1 in 2009, and two of the top four single-season punting averages in NFL history: 51.1 (2009, second) and 50.8 (2011, fourth)
- Set an Oakland franchise record with an 80-yard punt against Chicago (11/27/11)
- Had at least one punt of 50 yards or more in 33 consecutive games from 2003-05, the longest such streak by any player since the AFL/NFL merger in 1970
- Has allowed only three touchdowns on punts in lifetime, at any level. Two came in consecutive weeks late in 2007 season and one occurred on Sept. 22, 2013
- Has experienced just five blocked punts, and only two since 2006
- Reached 400 career punts pinned inside the 20 and passed P Craig Hentrich (399) for the third-most such punts in the NFL since 1976
- Set NCAA record for career punting average (44.7) at Texas A&M

## 2017 (Houston 16/0):

- Punted 92 times for 4,507 yards (49.0 avg., 41.3 net) while pinning 32 punts inside of the 20-yard line
- Led the NFL in punting yards (4,507), finished second in both net punting yards (3,799) and punting average (49.0) and tied for third in total punts (92)
- Set a single-season franchise record for punting average (49.0 avg.)
- Played in his 240th consecutive game, leading all active NFL players and moving into a tie for eighth all time at Cincinnati (9/14)
- Punted eight times for 390 yards (48.8 avg., 43.3 net) and pinned five punts inside of the 20-yard line and three punts inside of the 10-yard line vs. Indianapolis (11/5)
- Logged six punts for 314 yards (52.3 avg., 43.2 net) with a long of 62 yards vs. San Francisco (12/10). Set a single-season career-high for games (three) with a net punt average over 50.0 yards
- Tied a career-high with 11 punts for 518 yards (47.1 avg., 41.9 net) with a long of 58 yards and pinned three punts inside the 20-yard line at Jacksonville (12/17)

## 2016 (Houston 16/0, 2/0):

- Punted 72 times for 3,423 yards (47.5 avg., 40.1 net) while pinning 30 punts inside of the 20-yard line
- Ranked sixth in the NFL in gross punting average at 47.5, which marked the third-highest single-season average in franchise history
- Finished the regular season with only three touchbacks on punts, which was the lowest single-season total of his career
- Named AFC Special Teams Player of the Week for his performance vs. Detroit (10/30) in Week 8 in which he punted four times for 203 yards, averaging 50.8 gross yards and a season-high 49.5 net yards per punt, while pinning three inside the 20-yard line
- Notched a personal postseason career high with 414 punting yards and tied his career mark with nine punts, including a franchise-record four inside the 20-yard line, vs. Oakland (1/7/17) in the AFC Wild Card round
- Registered eight punts for 341 yards, averaging 42.6 gross yards and 36.9 net yards, and pinned three inside the 20-yard line at New England (1/14/17) in the AFC Divisional round
- Logged a 63-yard punt at New England (1/14/17), which was the second-longest of his postseason career and longest since a 64-yard punt on Jan. 14, 2001 against Baltimore as a member of the Oakland Raiders

## 2015 (Houston 16/0, 1/0):

- Punted 95 times for 4,497 yards (47.3 avg., 38.8 net) and pinned 24 punts inside the 20-yard line
- Punted eight times for 407 yards (50.9 avg., 40.5 net), including a long of 60 yards, and pinned two inside the 20-yard line vs. Tennessee (11/1). His gross average is a season-high
- Punted five times for 228 yards (45.6 avg., 38.8 net), including a long of 53 yards, and pinned one inside the 20-yard line vs. Kansas City (1/9/16) in the AFC Wild Card game
- His punt total is tied for the most in a postseason game in Texans history while his yardage total ranks as the second-most in a postseason game in team history

## 2014 (Houston 16/0):

- Finished the season with 83 punts for 3,845 yards (46.3 avg.) and landed 27 punts inside the 20
- Passed P Brad Maynard (56,021) in Week 17 vs. Jacksonville for third all-time in punting yards. Lechler has 56,249 yards punting in his career
- Set a franchise record with a 71-yard punt in the third quarter vs. Indianapolis (10/9). Averaged 54.5 yards on four punts, which is the second-highest for a single game (minimum of four punts) in franchise history

## 2013 (Houston 16/0):

- Finished the season with 4,189 yards on 88 punts and a franchise-record 47.6 gross punting average and a career-best 34 inside the 20
- Made his Texans debut and had three punts for 135 yards (45.0 avg.), including three inside the 20-yard line at San Diego (9/9)
- Had seven punts for 338 yards (48.3 avg.), including tying a career-high five inside the 20-yard line vs. Tennessee (9/15)
- Had five punts for 252 yards (50.4 avg.), including three inside the 20-yard line at Baltimore (9/22)
- Had five punts for 249 yards (49.8 avg.) at Kansas City (10/20)
- Had seven punts for 412 yards (58.9 avg.), good for the seventh-highest single-game average in NFL history and highest single-game average in franchise history at Arizona (11/10). Also, booted a season-long 65-yarder in the game
- Moved into fifth place on the all-time yards punting list in the

- game vs. Oakland (11/17)
- Moved into fourth place on the all-time yards punting list in the game vs. Denver (12/22)
- Recorded three punts inside the 20-yard line to set a career high of 34 in a season at Tennessee (12/29)

## 2012 (Oakland 16/0):

- Averaged 47.2 gross yards and 39.0 net yards on 81 punts, including 21 inside the 20
- Averaged 54.7 yards (45.6 net) on nine punts in Weeks 9-10, with two inside the 20 and no touchbacks. For just the second time in his distinguished career, averaged at least 54.5 gross yards in consecutive games, and the first instance (Dec. 24, 2011, to Jan. 1, 2012) included a game in which he punted just once
- Voted a 2012 captain by his teammates
- Threw his fourth career pass, a completion to Taiwan Jones on a second-quarter fake punt vs. Tampa Bay (11/4)
- Posted the 1,000th punt of his career vs. Kansas City (12/16)

## 2011 (Oakland 16/0):

- Named to AFC Pro Bowl squad for fifth straight season
- Punted 78 times for 3,960 yards and ranked second in the NFL in gross average (50.8) and fifth in the NFL in net average (40.9). His gross average ranks as the fourth-highest in NFL history
- Attempted the first three passes of career, including first career touchdown, on a fake field goal in Week 6 vs. Cleveland
- Placed 27 punts inside the 20-yard line
- Completed first career pass, connecting with TE Kevin Boss for a 35-yard touchdown on a fake FG in 24-17 win vs. Cleveland (10/16)
- Broke own franchise record with an 80-yard punt vs. Chicago (11/27). Limited Bears WR Devin Hester to two returns for 7 yards and pinned Bears inside 20 on three occasions in 25-20 win

## 2010 (Oakland 16/0):

- Named to fourth straight Pro Bowl and tabbed for first-team All-Pro honors by Associated Press
- Punted 77 times for 3,618 yards and ranked second in the NFL in both gross (47.9) and net (40.8) average
- Placed 27 punts inside the 20
- Averaged a season-high 54.8 yards per punt, including a season-long 68-yarder at Tennessee (9/12)
- Placed a season-high four punts inside the 20 vs. Houston (10/3)

## 2009 (Oakland 16/0):

- Named to third straight Pro Bowl after leading NFL in gross (51.1) and net (43.9) average
- Recipient of the PFW/PFWA Golden Toe Award, presented to the NFL's top punter or kicker
- Tied a career high with 96 punts, for a career-best 4,909 yards
- Placed 30 punts spotted inside the 20-yard line and registered a punt of 50-or-more yards in all 16 games
- Posted 12 punts of 60-or-more yards
- Had a season-long 70-yard punt at Kansas City (9/20)
- Tied career highs with 11 punts and five inside the 20 vs. Kansas City (11/15)
- Set a season high with a 54.8 gross average, with a long of 69 at Dallas (11/26)

## 2008 (Oakland 16/0):

- Named to his fourth Pro Bowl after leading the NFL in net



average (41.2) and ranking second in gross average (48.8)

- Punted 90 times for 4,391 yards and had a career-high 33 punts inside the 20
- Registered a punt of 50 or more yards in all 16 games and posted 14 punts of 60-or-more yards
- Registered a season-long 70-yard punt vs. San Diego (9/28)
- Registered a season-best 58.7 gross average at Denver (11/23)

## 2007 (Oakland 16/0):

- Earned his third Pro Bowl selection after leading the NFL in both gross (49.1) and net (41.1) average
- Registered a punt of 49 yards or more in all 16 games and had just seven touchbacks, the fewest in his career
- Punted nine times and helped limit Bears WR Devin Hester to just 2.3 yards per return, while making one special-teams tackle vs. Chicago (11/11)

## 2006 (Oakland 16/0):

- Played in 16 games and punted 77 times for 3,660 yards, setting a then-club record with a 47.5-yard gross average
- Key in 20-13 win against defending Super Bowl champions, limiting Steelers WR Santonio Holmes to just two returns on seven punts, including three fair catches, two inside the Steelers' 15 vs. Pittsburgh (10/29)
- Punted a season-high 10 times at Seattle (11/6)

## 2005 (Oakland 16/0):

- Played in all 16 games and punted 82 times for 3,744 yards (45.7 avg.)
- Extended his streak of consecutive games with a punt of 50 yards or more to 33, eclipsing the previous best, a 30-game stretch by Seattle's Rick Tuten from 1993-95, as the longest since the 1970 merger
- Launched 34 punts of 50 yards or more and had two travel at least 60. Had his best season in terms of placement, downing a career-high 26 punts inside the opponent's 20
- His 45.7 gross average ranked second in the NFL, just 0.003 yards behind Buffalo's Brian Moorman
- Recorded an AFC single-game season best gross average of 51.0 yards vs. Kansas City (9/18)
- Recorded longest punt of season with 64-yarder in second quarter at Denver (12/24)

## 2004 (Oakland 16/0):

- Named to the Pro Bowl for the second time after leading the NFL in gross average for second straight year (46.7)
- Had a punt travel at least 50 yards in every game, booming 29 such punts overall, and had 10 of more than 60 yards
- Had 22 punts downed inside 20
- Punted four times for 222 yards (55.5) including punts of 61 and 64 yards at Indianapolis (10/10)
- Averaged a season-high 55.7 yards on three punts for 167 yards and boomed his seventh punt of 60-plus yards with a season-long 67-yarder in the fourth quarter at Carolina (11/7). Also launched a 56-yarder that landed at the Carolina 1-yard line before Oakland downed it at the 3-yard line
- Boomed 67-yarder from the Raiders' 19 to the Atlanta 14 (12/12). Landed two of his four punts inside the Falcons' 20, one downed at the 10-yard line
- Had two punts downed inside the 20, one that pinned Titans at their 13-yard line with 25 seconds remaining in the game to set up a game-clinching safety vs. Tennessee (12/19)

## 2003 (Oakland 16/0):

- Named to the Associated Press All-Pro team
- Led NFL with a career-high 4,503 punting yards and posted career highs in attempts (96 – tied in 2009) and punts downed inside the 20 (27 – surpassed in 2008)
- Boomed eight punts of more than 60 yards and two of more than 70
- Averaged more than 50 yards per punt in six games
- His 96 punts tied P Ray Guy (1981) for second highest total in Raiders history, behind P Leo Araguz (98 in 1998)

## 2002 (Oakland 14/0, 3/0):

- Helped AFC champion Raiders to Super Bowl with 53 punts for 2,251 yards (42.5), ranking fourth in the AFC and eighth in the NFL
- Placed 18 inside the 20, with only 12 touchbacks
- Pinned Titans inside 20 on one occasion in AFC championship vs. Tennessee (1/19/03)
- Punted five times for 195 yards (39.0) with a long of 53 yards and two punts placed inside the 20 in Super Bowl XXXVII vs. Tampa Bay (1/26/03)

## 2001 (Oakland 16/0, 2/0):

- Named to his first Pro Bowl following a spectacular season in which he punted 73 times for 3,375 yards, a 46.2-yard gross average that ranked first in the AFC and second in the NFL
- Pinned opponents inside the 20 on nearly one of every three punts (23-of-73)
- Tied for second in the AFC and third in the NFL with 21 punts of more than 50 yards, and led conference and ranked third in league with eight of better than 60 yards
- Named second-team AP All-Pro, Pro Football Weekly All-AFC, first-team Football Digest All-Pro, and second-team College and Pro Football News Weekly All-Pro
- Punted twice in AFC Wild Card game vs. N.Y. Jets (1/12/02) for 89 yards and had a long punt of 49 yards
- Saw action in snowy AFC Divisional game at New England (1/19/02) and tied P Ray Guy for most punts in a Raiders playoff contest, with nine, for 352 yards (39.1 average). Had a long punt of 51 yards
- In the Pro Bowl (2/2/03), broke the game's record on two occasions with 70- and 73-yard punts, eclipsing the previous mark, 64 yards (Tom Wittum, 1974, and Darren Bennett, 1996)

## 2000 (Oakland 16/0, 2/0):

- Had a record-breaking rookie season by punting 65 times for 2,984 yards
- Selected first-team All-Pro by the AP, College & Pro Football Newsweekly, The Sporting News and USA Today
- Picked up second-team honors from Football Digest, and garnered all-rookie team accolades from Football News and Pro Football Weekly
- Averaged 45.91 yards, the second-best punting average by a rookie in NFL history (P Frank Sinkwich with Detroit in 1943 averaged 45.92)
- That gross average ranked second in the NFL and broke P Ray Guy's 1973 Oakland franchise record of 45.3. Led NFL in net average (38.0), and tied for second in NFL with 45.9 gross mark, and had 24 inside the 20
- Recorded five punts of 60-or-longer and 19-of-50 or longer
- Made NFL debut and amassed 10 punts for 424 yards (42.4) with a season-high five downed inside the 20 vs. San Diego (9/3)
- Served as kicker in place of an injured K Sebastian Janikowski,

## VETERAN BIOS

- kicking off eight times with one touchback vs. Kansas City (11/5)
- Connected on all seven PATs and missed his lone FG attempt, a 33-yarder (11/5)
- Named AFC Special Teams Player of the Week for a second time, punting seven times for 311 yards (44.4) and placing four inside the 20 vs. N.Y. Jets (12/10)
- Punted five times for 234 yards (46.8) with a long of 54 in AFC Divisional playoff vs. Miami (1/6/01)
- Punted seven times for 315 yards (45.0) in AFC Championship vs. Baltimore (1/14/01), placing four inside 20, with long of 64

### COLLEGE:

- Finished college career (1995-99) at Texas A&M as NCAA career record holder in gross average (44.7) and game with a gross average of at least 40.0 yards (37)
- A two-time All-American and a three-time first-team All-Big 12 selection, finished his career with 268 punts for 11,977 yards
- Set school and Big 12 records in career punts, yardage, career gross (44.7) and net average (40.6), career 40- (37) and 50-yard (10) game averages and single-season gross average (46.9, 1997)
- Did not have a punt blocked or allow a punt return for a touchdown during his career
- As a senior, earned first-team All-America after averaging 46.5 yards on 60 punts. Posted 17 coffin-corner kicks and produced nine fair catches. Broke his own single-game record with a 57.2 average against Texas Tech, in addition to a 42.7 net, which beat his own school record by over a yard. Also handled kickoff duties and was the holder on placements before taking over the place kicker job for the final two games of the season
- Connected on six of eight extra points and on his lone field-goal attempt

- As a junior first-team All-American, averaged 43.6 yards per boot and recorded 21 coffin-corner punts and Compiled a 39.2-yard net average. Threw a touchdown pass on a fake field goal against Texas Tech
- As sophomore, earned first-team All-Big 12 honors and All-America honorable mention after averaging 47.0 yards per punt. His 1997 average shattered the A&M record of 43.8 set by David Davis in 1992. His season net average was 41.3, which broke the school record of 40.1. Earned Big 12 Special Teams Player of the Week honors after averaging 44.0 yards on six punts in the rain vs. Texas
- Majorred in history

### PERSONAL:

- As starting quarterback, punter and placekicker, led East Bernard (Texas) High School to a 12-2 record and the quarterfinals of the Texas 2A state quarterfinals as a senior. Completed 87-of-101 passes (86.1 percent) for 1,640 yards and 11 touchdowns
- Passed for nearly 5,000 yards, and averaged 41.6 yards per punt, including 85- and 78-yarders
- Also played baseball, basketball and golf, and competed in track
- Father, Dale, played football at Baylor before coaching Texas high school football for 17 years
- Mother, Javon, was a point guard at Baylor
- Wife, Erin, was an All-America volleyball player at Texas A&M
- Brother, Derek, also punted for Texas A&M
- One grandfather, Ed, played quarterback at Mississippi State; another grandfather, Buddy Attaway, played at Baylor before signing with the Pittsburgh Steelers
- Worked Ray Guy camps, learning the legend's approach to games, between seasons during college

### SHANE LECHLER - NFL REGULAR SEASON PUNTING STATISTICS

DATE	TEAM	GP	PUNTS	BLK	YDS.	AVG.	LG	TB	IN20	OPP. RET.	OPP. YDS.	NET. YDS.	NET. AVG.
2000	Raiders	16	65	1	2,984	45.9	69	10	24	30	279	2,505	38.0
2001	Raiders	16	73	1	3,375	46.2	65	12	23	34	502	2,633	35.6
2002	Raiders	14	53	0	2,251	42.5	70	12	18	18	276	1,735	32.7
2003	Raiders	16	96	0	4,503	46.9	73	13	27	52	669	3,574	37.2
2004	Raiders	16	73	0	3,409	46.7	67	14	22	35	413	2,716	37.2
2005	Raiders	16	82	0	3,744	45.7	64	9	26	39	460	3,104	37.9
2006	Raiders	16	77	1	3,660	47.5	67	19	19	34	437	2,843	36.4
2007	Raiders	16	73	0	3,585	49.1	70	7	25	40	445	3,000	41.1
2008	Raiders	16	90	0	4,391	48.8	70	13	33	43	425	3,706	41.2
2009	Raiders	16	96	0	4,909	51.1	70	12	30	63	459	4,210	43.9
2010	Raiders	16	77	0	3,618	47.0	68	4	27	45	400	3,138	40.8
2011	Raiders	16	78	0	3,960	50.8	80	9	27	44	593	3,187	40.9
2012	Raiders	16	81	1	3,826	47.2	68	9	21	45	450	3,196	39.0
2013	Texans	16	88	0	4,189	47.6	65	7	34	43	530	3,519	40.0
2014	Texans	16	83	1	3,847	46.3	71	10	27	32	398	3,249	38.7
2015	Texans	16	95	0	4,497	47.3	64	10	24	60	612	3,685	38.8
2016	Texans	16	72	0	3,423	47.5	62	3	30	48	477	2,886	40.1
2017	Texans	16	92	0	4,507	49.0	68	5	32	49	608	3,799	41.3
NFL TOTALS		286	1,444	5	68,678	47.6	80	178	469	754	8,433	56,685	39.1

# VETERAN BIOS

## SHANE LECHLER - NFL POSTSEASON PUNTING STATISTICS

DATE TEAM	GP	PUNTS	BLK	YDS.	AVG.	LG	TB	IN20	OPP. RET.	OPP. YDS.	NET. YDS.	NET. AVG.
2000 Raiders	2	12	0	549	45.8	64	0	5	7	134	415	34.6
2001 Raiders	2	11	0	441	40.1	51	4	1	5	49	312	28.4
2002 Raiders	3	11	0	423	38.5	53	0	5	2	36	387	35.2
2015 Texans	1	5	0	228	45.6	53	0	1	4	34	194	38.8
2016 Texans	2	17	0	755	44.4	63	2	7	10	96	619	36.4
<b>NFL TOTALS</b>	<b>10</b>	<b>56</b>	<b>0</b>	<b>2,396</b>	<b>42.8</b>	<b>64</b>	<b>6</b>	<b>19</b>	<b>28</b>	<b>349</b>	<b>1,927</b>	<b>34.4</b>

## SINGLE-GAME HIGHS: PUNTER

<b>Punts</b>	11 at Jacksonville Jaguars, Dec 17, 2017 ...2 more at 11.	<b>Pass Completions</b>	1 at New York Giants, Sep 21, 2014 ...2 more at 1.
<b>Gross Punting Yards</b>	556 vs. Carolina Panthers, Nov 09, 2008	<b>Yards Passing</b>	35 vs. Cleveland Browns, Oct 16, 2011
<b>Gross Punting Avg</b>	59.0 at Denver Broncos, Dec 24, 2005	<b>TD Passes</b>	1 vs. Cleveland Browns, Oct 16, 2011
<b>Net Punting Yards</b>	484 vs. Kansas City Chiefs, Nov 15, 2009	<b>Rush Attempts</b>	2 vs. Los Angeles Chargers, Sep 10, 2012
<b>Net Punting Avg</b>	52.2 vs. New York Jets, Oct 25, 2009	<b>Rushing Yards</b>	2 at Los Angeles Chargers, Dec 04, 2005 ...1 more at 2.
<b>Longest Punts</b>	80 vs. Chicago Bears, Nov 27, 2011	<b>Longest Runs</b>	2 at Los Angeles Chargers, Dec 04, 2005
<b>Inside the 20</b>	5 vs. Indianapolis Colts, Nov 05, 2017 ...4 more at 5.	<b>Special Teams Tackles</b>	1 at Cincinnati Bengals, Sep 14, 2017 ...18 more at 1.
<b>Pass Attempts</b>	1 at New York Giants, Sep 21, 2014 ...4 more at 1.		


## SINGLE-GAME HIGHS - POSTSEASON: PUNTER

<b>Punts</b>	9 vs. Oakland Raiders, Jan 07, 2017 ...1 more at 9.	<b>Net Punting Avg</b>	38.8 vs. Kansas City Chiefs, Jan 09, 2016
<b>Gross Punting Yards</b>	414 vs. Oakland Raiders, Jan 07, 2017	<b>Longest Punts</b>	64 vs. Baltimore Ravens, Jan 14, 2001
<b>Gross Punting Avg</b>	46.8 vs. Miami Dolphins, Jan 06, 2001	<b>Inside the 20</b>	4 vs. Oakland Raiders, Jan 07, 2017 ...1 more at 4.
<b>Net Punting Yards</b>	324 vs. Oakland Raiders, Jan 07, 2017	<b>Special Teams Tackles</b>	1 vs. Oakland Raiders, Jan 07, 2017 ...1 more at 1.

## 2017 GAME-BY-GAME REGULAR SEASON STATISTICS (TEXANS)

W DATE	OPPONENT	P	PUNTS	BLK	YDS.	AVG.	LG	TB	IN20	OPP. RET.	OPP. YDS.	NET. YDS.	NET. AVG.	W/L	SCORE
01 09/10	JAGUARS	P	5	0	216	43.2	54	0	2	1	7	209	41.8	L	7-29
02 09/14	at Bengals	P	9	0	440	48.9	59	0	2	6	98	342	38.0	W	13-9
03 09/24	at Patriots	P	4	0	234	58.5	68	0	2	2	53	181	45.3	L	33-36
04 10/01	TITANS	P	2	0	122	61.0	61	0	1	1	3	119	59.5	W	57-14
05 10/08	CHIEFS	P	5	0	240	48.0	58	0	2	4	83	157	31.4	L	34-42
06 10/15	BROWNS	P	7	0	350	50.0	57	0	2	6	43	307	43.9	W	33-17
08 10/29	at Seahawks	P	5	0	265	53.0	63	0	2	3	10	255	51.0	L	38-41
09 11/05	COLTS	P	8	0	390	48.8	59	1	5	3	24	346	43.3	L	14-20
10 11/12	at Rams	P	6	0	281	46.8	58	1	4	3	32	229	38.2	L	7-33
11 11/19	CARDINALS	P	6	0	281	46.8	55	1	0	2	7	254	42.3	W	31-21
12 11/27	at Ravens	P	4	0	174	43.5	59	0	1	0	0	174	43.5	L	16-23
13 12/03	at Titans	P	3	0	139	46.3	54	0	1	2	41	98	32.7	L	13-24
14 12/10	49ERS	P	6	0	314	52.3	63	2	1	2	15	259	43.2	L	16-26
15 12/17	at Jaguars	P	11	0	518	47.1	58	0	3	6	57	461	41.9	L	7-45
16 12/25	STEELERS	P	7	0	342	48.9	60	0	2	5	82	260	37.1	L	6-34
17 12/31	at Colts	P	4	0	201	50.3	58	0	2	3	53	148	37.0	L	13-22
<b>2017 TOTALS</b>	<b>16</b>		<b>92</b>	<b>0</b>	<b>4,507</b>	<b>49.0</b>	<b>68</b>	<b>5</b>	<b>32</b>	<b>49</b>	<b>608</b>	<b>3,799</b>	<b>41.3</b>	<b>4-12</b>	





# MATT LENGEL

TIGHT END

6-7 | 265 | EASTERN KENTUCKY

HOMETOWN: MECHANICSBURG, PA. | AGE: 27

3RD NFL SEASON | 1ST WITH TEXANS | ACQUIRED: W-'18 (CLE)

2017 GP/GS: 1/0 | CAREER GP/GS (POST): 7/0 (3/0)

TEAMS: CIN 2015-16; NE 2016-17; CLE 2017; HOU 2018



82

**TRANSACTIONS:** Signed by the Cincinnati Bengals as a college free agent on May 8, 2015...Waived by the Bengals on Sept. 5, 2015...Signed to the Bengals practice squad on Sept. 6, 2015...Signed by the Bengals on Jan. 11, 2016...Waived by the Bengals on Sept. 3, 2016...Signed to the Bengals practice squad on Sept. 4, 2016...Signed to the New England Patriots active roster on Nov. 2, 2016.....Waived by the Patriots on Sept. 30, 2017...Signed to the Cleveland Browns practice squad on Oct. 10, 2017...Signed to the Browns active roster on Oct. 25, 2017...Waived by the Browns on April 12, 2018...Claimed off waivers by the Houston Texans on April 13, 2018.

## 2017 (Cleveland 1/0):

- Made Browns debut in Week 16
- Inactive Weeks 10-15 and 17
- Spent offseason, training camp and preseason with Patriots
- Signed to Browns practice squad on Oct. 10
- Elevated to Cleveland's active roster prior to Week 8

## 2016 (New England 6/0, 3/0):

- Appeared in six regular season games as a reserve with the New England Patriots
- Caught two passes for 22 yards and a touchdown
- Appeared in all three playoff games as a reserve and made one

special teams tackle

## 2015 (Cincinnati 0/0):

- Spent the season on the Cincinnati Bengals practice squad

## COLLEGE:

- Played four seasons (2010-13) at Eastern Kentucky University in Richmond, Ky., after one season at Northeastern University in Boston (2009)
- Totaled 33 receptions for 361 yards
- Played in 12 games as a senior in 2014, finishing fifth on the team with 16 catches for 139 yards
- Returned after suffering ACL tears in the same knee in 2012 and 2013
- Started 19-of-23 games from 2010-11, totaling 18 receptions
- Graduated with a degree in political science

## PERSONAL:

- Native of Mechanicsburg, Pa.:Last name pronounced LENG-guhl
- Attended Cumberland Valley High School in Mechanicsburg, Pa.
- Was named to *Mid-State Top 100* as a senior and served as team captain
- Hauled in 25 passes for 240 yards, along with 7.0 sacks as a senior

## MATT LENGEL - NFL REGULAR SEASON STATISTICS

DATE TEAM	GP	GS	RECEIVING					RUSHING				
			NO.	YDS	AVG	LG	TD	NO.	YDS.	AVG.	LG	TD
2015 Bengals	0	0	0	0	0.0	0	0	0	0	0.0	0	0
2016 Bengals	0	0	0	0	0.0	0	0	0	0	0.0	0	0
2016 Patriots	6	0	2	22	11.0	18t	1	0	0	0.0	0	0
2017 Patriots	0	0	0	0	0.0	0	0	0	0	0.0	0	0
2017 Browns	1	0	0	0	0.0	0	0	0	0	0.0	0	0
<b>NFL TOTALS</b>	<b>7</b>	<b>0</b>	<b>2</b>	<b>22</b>	<b>11.0</b>	<b>18t</b>	<b>1</b>	<b>0</b>	<b>0</b>	<b>0.0</b>	<b>0</b>	<b>0</b>

## MATT LENGEL - NFL POSTSEASON STATISTICS

DATE TEAM	GP	GS	RECEIVING					RUSHING				
			NO.	YDS	AVG	LG	TD	NO.	YDS.	AVG.	LG	TD
2016 Patriots	3	0	0	0	0.0	0	0	0	0	0.0	0	0
<b>NFL TOTALS</b>	<b>3</b>	<b>0</b>	<b>0</b>	<b>0</b>	<b>0.0</b>	<b>0</b>	<b>0</b>	<b>0</b>	<b>0</b>	<b>0.0</b>	<b>0</b>	<b>0</b>

# VETERAN BIOS

## SINGLE-GAME HIGHS: RUSHING/RECEIVING

<b>Receptions</b>	1 at Miami Dolphins, Jan 01, 2017 ...1 more at 1.	<b>Receiving TDs</b>	1 vs. New York Jets, Dec 24, 2016
<b>Receiving Yards</b>	18 vs. New York Jets, Dec 24, 2016	<b>All-purpose yards</b>	18 vs. New York Jets, Dec 24, 2016
<b>Longest Receptions</b>	18t vs. New York Jets, Dec 24, 2016	<b>Most TDs</b>	1 vs. New York Jets, Dec 24, 2016

## SINGLE-GAME HIGHS - POSTSEASON: RUSHING/RECEIVING

<b>Special Teams Tackles</b>	1 vs. Houston Texans, Jan 14, 2017
------------------------------	------------------------------------

## 2017 GAME-BY-GAME REGULAR SEASON STATISTICS (PATRIOTS/BROWNS)

W	DATE	OPPONENT	P/S	RECEIVING				ATT	RUSHING			TD	W/L	SCORE
				NO	YDS	LG	TD		YDS	LG				
01	09/07	CHIEFS											L	27-42
02	09/17	at Saints											W	36-20
03	09/24	TEXANS											W	36-33
Went from <b>Patriots</b> to <b>Browns</b> .														
04	10/01	BENGALS											L	7-31
05	10/08	JETS											L	14-17
06	10/15	at Texans											L	17-33
07	10/22	TITANS											L	9-12+
08	10/29	VIKINGS											L	16-33
10	11/12	at Lions											L	24-38
11	11/19	JAGUARS											L	7-19
12	11/26	at Bengals											L	16-30
13	12/03	at Chargers											L	10-19
14	12/10	PACKERS											L	21-27+
15	12/17	RAVENS											L	10-27
16	12/24	at Bears	P	0	0	0	0	0	0	0	0	0	L	3-20
17	12/31	at Steelers											L	24-28
<b>2017 TOTALS</b>				<b>1-0</b>	<b>0</b>	<b>0</b>	<b>0</b>	<b>0</b>	<b>0</b>	<b>0</b>	<b>0</b>	<b>0</b>	<b>0</b>	<b>2-14</b>

+ - Overtime



# LATROY LEWIS

OUTSIDE LINEBACKER

6-3 | 255 | TENNESSEE

HOMETOWN: AKRON, OHIO | AGE: 24

1ST NFL SEASON | 1ST WITH TEXANS | ACQUIRED: FA-'17

2017 GP/GS: 2/0 | CAREER GP/GS: 2/0

TEAMS: HOU 2017



54

**TRANSACTIONS:** Signed by the Oakland Raiders as a college free agent on May 8, 2017...Waived by the Raiders on Sept. 2, 2017...Signed to the Houston Texans practice squad on Sept. 4, 2017...Signed to the Texans active roster on Nov. 29, 2017.

## 2017 (Houston 2/0):

- ✦ Tallied three solo tackles, 1.0 sack, one quarterback hit and one tackle for loss in two games played
- ✦ Notched his first career sack in his NFL debut vs. San Francisco (12/10)
- ✦ Posted a season-best two tackles at Jacksonville (12/17)

## COLLEGE:

- ✦ Played four seasons (2013-16) at the University of Tennessee in Knoxville, Tenn.
- ✦ Played in 44 career games with 10 starts and notched 77 total tackles, 12.0 tackles for loss, 4.5 sacks and one forced fumble
- ✦ Played in 12 games and recorded career-bests with 36 total

tackles, four tackles for loss, 2.5 sacks and one fumble recovery as a senior in 2016

- ✦ Appeared in 13 games as a junior and registered 29 total tackles, two tackles for loss, one pass defended, one forced fumble and 1.0 sack in 2015
- ✦ Participated in 13 games in 2014 and had eight total tackles, a career-best five tackles for loss, one pass defended, one forced fumble and 1.0 sack as a sophomore
- ✦ Played in six games as a freshman and produced four total tackles and one tackle for loss in 2013

## PERSONAL:

- ✦ Attended Archbishop Hoban High School in Akron, Ohio
- ✦ Son of La Tonya Lewis-Bector
- ✦ Majored in kinesiology
- ✦ Recipient of the Aggregates USA, LLC Athletic Scholarship Fund
- ✦ Recipient of General Bob Neyland Endowment
- ✦ Recipient of Ragland Family Business Administration Athletic Endowment

## SINGLE-GAME HIGHS: DEFENSIVE

**Total Tackles** 2 at Jacksonville Jaguars, Dec 17, 2017  
**Sacks** 1.0 vs. San Francisco 49ers, Dec 10, 2017

**Tackles For Loss** 1 vs. San Francisco 49ers, Dec 10, 2017



# VETERAN BIOS

## 2017 GAME-BY-GAME REGULAR SEASON STATISTICS (TEXANS)

2017 CAREER BY GAME REGULAR SEASON STATISTICS (YEARS)																											
			TACKLES								INTERCEPTIONS					FUMBLES			ST					MISC			
W	DATE	OPPONENT	TK	S	A	SK	YDS	TFL	YDS	QBH	NO	YDS	LG	TD	PD	FF	FR	YDS	TK	S	A	FF	FR	S	A	W/L	SCORE
01	09/10	JAGUARS											PRACTICE SQUAD												L	7-29	
02	09/14	at Bengals											PRACTICE SQUAD												W	13-9	
03	09/24	at Patriots											PRACTICE SQUAD												L	33-36	
04	10/01	TITANS											PRACTICE SQUAD												W	57-14	
05	10/08	CHIEFS											PRACTICE SQUAD												L	34-42	
06	10/15	BROWNS											PRACTICE SQUAD												W	33-17	
08	10/29	at Seahawks											PRACTICE SQUAD												L	38-41	
09	11/05	COLTS											PRACTICE SQUAD												L	14-20	
10	11/12	at Rams											PRACTICE SQUAD												L	7-33	
11	11/19	CARDINALS											PRACTICE SQUAD												W	31-21	
12	11/27	at Ravens											PRACTICE SQUAD												L	16-23	
13	12/03	at Titans											INACTIVE												L	13-24	
14	12/10	49ERS	P	1	1	0	1.0	11.0	1	11	1	0	0	0	0	0	0	0	0	0	0	0	0	0	0	L	16-26
15	12/17	at Jaguars	P	2	2	0	0.0	0.0	0	0	0	0	0	0	0	0	0	0	0	0	0	0	0	0	0	L	7-45
16	12/25	STEELERS											INACTIVE												L	6-34	
17	12/31	at Colts											INACTIVE												L	13-22	
2017 TOTALS		2-0	3	3	0	1.0	11.0	1	11	1	0	0	0	0	0	0	0	0	0	0	0	0	0	0	0	4-12	



# GREG MANCZ

CENTER/GUARD

6-4 | 310 | TOLEDO

HOMETOWN: CINCINNATI, OHIO | AGE: 26

4TH NFL SEASON | 4TH WITH TEXANS | ACQUIRED: CFA-'15

2017 GP/GS: 10/7 | CAREER GP/GS (POST): 29/23 (2/2)

TEAMS: HOU 2015-17



65

**TRANSACTIONS:** Signed by the Houston Texans as a college free agent on May 8, 2015...Re-signed with the Texans on March 14, 2018.

## 2017 (Houston 10/7):

- ✦ Appeared in 10 games with five starts at guard and two at center
- ✦ Played at guard in the season opener vs. Jacksonville (9/10)
- ✦ Started at right guard at Cincinnati and led a Texans ground attack that put together a 168-yard rushing performance (9/14)
- ✦ Paved the way for a 125-yard rushing performance with a 300-yard passer at New England (9/24)
- ✦ Played on offense and special teams, helping lead the offense to 500-plus yards of total offense and 38 points at Seattle (10/29)
- ✦ Started at right guard and helped pave the way for 384 yards of total offense at Tennessee (12/3)
- ✦ Started his second consecutive game at right guard vs. San Francisco (12/10)
- ✦ Made his first start at center of the season and led the way for a season-best 176 rushing yards vs. Pittsburgh (12/25)

## 2016 (Houston 16/16, 2/2):

- ✦ Started at center in all 16 regular season games and both postseason contests, making him the only Texans lineman to start every game of the year
- ✦ Made his first career start in the season opener and helped pave the way for RB Lamar Miller's 106-yard rushing performance vs. Chicago (9/11)
- ✦ Helped block for 100-yard rushing performances by RB Lamar Miller vs. Chicago (9/11) in Week 1, vs. Indianapolis (10/16) in Week 6 and at Oakland (11/21) in Week 11
- ✦ Contributed to a Texans ground attack that put together a season-high 181 rushing yards at Jacksonville (11/13) in Week 10
- ✦ Helped RB Lamar Miller rush for 107 yards and a touchdown at Indianapolis (12/11) in Week 14

## 2015 (Houston 3/0, 0/0):

- ✦ Played in three regular season games in his rookie season
- ✦ Made his NFL debut in the season opener vs. Kansas City (9/13)
- ✦ Came in to play left guard at Carolina (9/20)
- ✦ Played in his final game of the season in Week 3 vs. Tampa Bay

(9/27)

- ✦ Inactive in Weeks 4-8
- ✦ Placed on the Reserve/Injured list on Nov. 3

## COLLEGE:

- ✦ Played four seasons (2011-14) at the University of Toledo (Ohio)
- ✦ Named second-team All-America by the Football Writers Association of America (FWAA)
- ✦ Only player from Mid-American Conference to make the FWAA All-American team
- ✦ First Rocket to earn All-American honors since Eric Page was named honorable mention by Sports Illustrated in 2011
- ✦ First Toledo offensive lineman to make either first- or second-team All-America on one of the five major All-America teams since Dan Bukovich made the Associated Press first-team in 1938
- ✦ Won the Vern Smith Leadership Award, given annually to the best player in the Mid-American Conference
- ✦ First offensive lineman to win the award in its 33-year history
- ✦ First-team All-MAC selection and leader of offensive line that powered Rocket offense that ranks No. 1 in MAC in scoring, total offense and rushing offense in 2014
- ✦ Maintained a string of 47 consecutive starts
- ✦ One of 12 finalists nationally for the Wuerffel Trophy (community service)
- ✦ Also a candidate for the Rimington Trophy (center), Rotary Lombardo Award (lineman), Campbell Trophy (academics) and All State Good Works Award (community service)

## PERSONAL:

- ✦ Parents are Mary Beth Fehring and the late Brian Mancz
- ✦ Toledo Student-Athlete Advisory Council (SAAC) president in 2013-14
- ✦ Member of the Toledo Football Team Leadership Council that organizes volunteer community service activities 2010-14
- ✦ Member of the Toledo Football Leadership Board that makes all team decisions on discipline and practice adjustments 2012-14
- ✦ Vice President for Athletes in Action at Toledo for 2013-14
- ✦ Board for Fellowship of Christian Athletes 2013-14
- ✦ Graduated with a degree in finance

# VETERAN BIOS

## GREG MANCZ - NFL REGULAR SEASON STATISTICS

### DATE TEAM GP GS

2015 Texans 3 0

2016 Texans 16 16

2017 Texans 10 7

**NFL TOTALS 29 23**

## GREG MANCZ - NFL POSTSEASON STATISTICS

### DATE TEAM GP GS

2016 Texans 2 2

**NFL TOTALS 2 2**

## 2017 GAME-BY-GAME REGULAR SEASON STATISTICS (TEXANS)

W	DATE	OPPONENT	P/S		W/L	SCORE
01	09/10	JAGUARS	P		L	7-29
02	09/14	at Bengals	S		W	13-9
03	09/24	at Patriots	S		L	33-36
04	10/01	TITANS		INACTIVE	W	57-14
05	10/08	CHIEFS		ACTIVE, DID NOT PLAY	L	34-42
06	10/15	BROWNS		ACTIVE, DID NOT PLAY	W	33-17
08	10/29	at Seahawks	P		L	38-41
09	11/05	COLTS		ACTIVE, DID NOT PLAY	L	14-20
10	11/12	at Rams	P		L	7-33
11	11/19	CARDINALS		INACTIVE	W	31-21
12	11/27	at Ravens		INACTIVE	L	16-23
13	12/03	at Titans	S		L	13-24
14	12/10	49ERS	S		L	16-26
15	12/17	at Jaguars	S		L	7-45
16	12/25	STEELERS	S		L	6-34
17	12/31	at Colts	S		L	13-22
<b>2017 TOTALS</b>			<b>10-7</b>		<b>4-12</b>	





# NICK MARTIN

CENTER

6-4 | 300 | NOTRE DAME

HOMETOWN: INDIANAPOLIS, IND. | AGE: 25

3RD NFL SEASON | 3RD WITH TEXANS | ACQUIRED: D2-'16

2017 GP/GS: 14/14 | CAREER GP/GS: 14/14

TEAMS: HOU 2016-17



66

**TRANSACTIONS:** Selected by the Houston Texans with the 19th pick in the second round (50th overall) of the 2016 NFL Draft.

## 2017 (Houston 14/14):

- Started in his NFL debut vs. Jacksonville (9/10)
- Started at center and helped lead the team to a 168-yard rushing performance at Cincinnati (9/14)
- Paved the way for a 125-yard rushing performance with a 300-yard passer at New England (9/24)
- Started vs. Tennessee (10/1) and paved the way for a 173-yard rushing performance, 445 yards of total offense, six offensive touchdowns and a franchise-record 57 points
- Started and helped block for a 144-yard rushing performance and five offensive touchdowns vs. Kansas City (10/8)
- Paved the way for 340 net yards of offense and helped the Texans score 30-plus points for a franchise-record fourth straight game vs. Cleveland (10/15)
- Played every snap at center and helped produce 500-plus yards of offense and 38 points at Seattle (10/29)
- Started his eighth consecutive game vs. Indianapolis (11/5)
- Started at center and paved the way for 134 rushing yards, 357 yards of total offense and the team's sixth game of 30-or-more points vs. Arizona (11/19)
- Helped the offense compile 384 total yards at Tennessee (12/3)
- Started at center vs. San Francisco (12/10)
- Placed on the Reserve/Injured list on Dec. 19

## 2016 (Houston 0/0, 0/0):

- Placed on the Reserve/Injured list on Aug. 30

## COLLEGE:

- Played four seasons (2012-15) at the University of Notre Dame in South Bend, Ind. after redshirting the 2011 season
- Saw action in 50 games and made 37 starts in his career with the Fighting Irish
- Named to the Rimington Trophy Watch List (2014-15) and the Lombardi Award Watch List (2014), and served as a team captain his final two seasons
- Started 26 consecutive games from 2014-15
- As a senior in 2015, helped establish a running game that rushed

for 207.6 yards per game, the highest average for Notre Dame since 1998

- Played the final 10 games of the 2014 campaign at left guard, marking his first start at any other position than center
- Part of a Fighting Irish offensive line that yielded just 8.0 sacks and ranked second in the Football Bowl Subdivision in fewest sacks allowed in 2013

## PERSONAL:

- First-team Indiana all-state pick on Associated Press Class 3A team as offensive lineman
- Named to Indiana Football Coaches Association Top 50 All-State team as one of 10 offensive linemen
- Named to the 2010 Super Team by the Indianapolis Star
- Second-team offensive lineman on U.S. Air Force Medium Schools Prep All-America squad
- Helped fourth-ranked Bishop Chatard High School in Indianapolis to 2010 Indiana Class 3A state title with 28-14 win over South Bend St. Joseph's in state title contest that marked Chatard's record 10th state title
- Chatard ended season with 11-4 record and 10 straight wins after early three-game losing streak
- Helped team to No. 3 state ranking in IFCA final regular-season poll for 2010
- Starter on both offensive and defensive lines
- Rated second-best Class 3A defensive player in Indianapolis area in preseason listings by the Indianapolis Star
- Helped Chatard to 12-2 mark as a junior in 2009 before losing to Evansville Memorial in Indiana state playoff semi-state round
- Father, Keith, played football at Kentucky and was 1982 Academic All-Southeastern Conference pick as team's top defensive tackle while also earning NCAA Postgraduate Scholarship in 1983
- Played for coach Vincent Lorenzano at Bishop Chatard High School
- Son of Pam and Keith Martin
- Brother, Zack, is a three-time All-Pro selection and two-time Pro Bowler as the starting right guard for the Dallas Cowboys after being a first-round pick in the 2014 NFL Draft
- Graduated May 2015, with a degree in management consulting from the Mendoza College of Business

# VETERAN BIOS

## NICK MARTIN - NFL REGULAR SEASON STATISTICS

DATE TEAM GP GS

2016 Texans 0 0

2017 Texans 14 14

NFL TOTALS 14 14

## 2017 GAME-BY-GAME REGULAR SEASON STATISTICS (TEXANS)

W	DATE	OPPONENT	P/S	W/L	SCORE
01	09/10	JAGUARS	S	L	7-29
02	09/14	at Bengals	S	W	13-9
03	09/24	at Patriots	S	L	33-36
04	10/01	TITANS	S	W	57-14
05	10/08	CHIEFS	S	L	34-42
06	10/15	BROWNS	S	W	33-17
08	10/29	at Seahawks	S	L	38-41
09	11/05	COLTS	S	L	14-20
10	11/12	at Rams	S	L	7-33
11	11/19	CARDINALS	S	W	31-21
12	11/27	at Ravens	S	L	16-23
13	12/03	at Titans	S	L	13-24
14	12/10	49ERS	S	L	16-26
15	12/17	at Jaguars	S	L	7-45
16	12/25	STEELERS		L	6-34
17	12/31	at Colts		L	13-22
2017 TOTALS			14-14	4-12	



# TYRANN MATHIEU

SAFETY

5-9 | 185 | LOUISIANA STATE

HOMETOWN: NEW ORLEANS, LA. | AGE: 26

6TH NFL SEASON | 1ST WITH TEXANS | ACQUIRED: FA-'18

2017 GP/GS: 16/16 | CAREER GP/GS (POST): 66/57 (1/0)

TEAMS: ARI 2013-17; HOU 2018



32

**TRANSACTIONS:** Selected by the Arizona Cardinals with the seventh pick in the third round (69th overall) of the 2013 NFL Draft...Re-signed with the Cardinals on Aug. 2, 2016...Waived by the Cardinals on March 14, 2018...Signed by the Houston Texans on March 16, 2018.

## 2017 (Arizona 16/16):

- Recorded 74 total tackles (66 solo), two interceptions, seven passes defended, one forced fumble and 1.0 sack
- Compiled three solo tackles, one interception, one tackle for loss and two passes defended at Indianapolis (9/17) in a Week 2 overtime win
- Matched a career-high with 11 solo tackles vs. San Francisco (10/1) in a Week 4 overtime win

## 2016 (Arizona 10/10):

- Elected defensive team captain by teammates
- Recorded 36 total tackles, three tackles for loss, 1.0 sack, one interception, three passes defended and a forced fumble in 10 games (10 starts)
- Missed Weeks 10-11, 13-14 due to injury before being placed on injured reserve in Week 16
- Returned from an ACL injury suffered in Week 15 in 2015 and had seven solo tackles, including one for loss, in season opener vs. New England (9/11)
- Forced a fumble in the fourth quarter and had four solo tackles at Buffalo (9/25) in Week 3
- Led team with six solo tackles and recorded first interception of the season in fourth quarter vs. the New York Jets (10/17) in Week 6
- Placed on injured reserve on Dec. 23

## 2015 (Arizona 14/14):

- Earned first-team AP All-Pro and PFWA All-NFL honors
- Named to first career Pro Bowl
- Tied for the team lead with a career-high five interceptions
- Led the team in passes defended (17)
- Recorded a career-high 89 total tackles (80 solo), 11 tackles for loss, 1.0 sack, one forced fumble and his first career defensive touchdown in 14 games played
- Intercepted QB Colin Kaepernick twice, returning one 33 yards for a touchdown vs. San Francisco (9/27) in Week 3, adding five solo tackles, one tackle for loss and a team-leading two passes defended. Named NFC Defensive Player of the Week for the first time in his career
- Awarded NFC Defensive Player of the Month for November, his first career Player of the Month honor

## 2014 (Arizona 13/6, 1/0):

- Recorded 38 total tackles (35 solo), four passes defended, two tackles for loss, an interception and a fumble recovery in 13 games played (six starts)
- Compiled six solo tackles in just 15 snaps on defense vs. San Francisco (9/21) in Week 3
- Amassed four solo tackles, one pass defended and a fumble recovery in his first start of the season vs. Washington (10/12) in Week 6
- Recorded one solo tackle in his postseason debut in the AFC Wild Card Playoff at Carolina (1/3/15)

## 2013 (Arizona 13/11):

- Compiled 67 total tackles (64 solo), nine passes defended, six tackles for loss, two interceptions, a forced fumble and 1.0 sack in 13 games played (11 starts)
- One of three rookies in the NFL to have at least two interceptions, 1.0 sack and one forced fumble
- Named NFL Defensive Rookie of the Month for October
- Led all Cardinals defensive backs with five solo tackles in his NFL debut at St. Louis (9/8) in Week 1. Also forced a fumble in the first quarter to save a touchdown

## COLLEGE:

- Played two seasons (2010-11) at Louisiana State University in Baton Rouge, La.
- Appeared in 26 career games with the Tigers and started 14 contests, registering 133 tackles (93 solo) with 16 tackles for loss, 16 pass breakups, 11 forced fumbles, eight fumble recoveries, four interceptions, 4.0 sacks and two defensive touchdowns
- His 11 forced fumbles is the most in program history by a wide margin and is tied for the most in SEC history
- Averaged 15.6 yards per punt return as a sophomore in 2011, including two returns for touchdowns
- As a sophomore, earned 2011 National Defensive Player of the Year honors, was a unanimous first-team All-American and recipient of the Bednarik Award
- Became the first defensive back to be invited to the Heisman Trophy ceremony in New York since Charles Woodson of Michigan in 1997
- Finished fifth in the 2011 Heisman Trophy voting with 327 total points and 34 first-place votes
- Made a \$1 million donation to LSU for the Football Operations Center nicknamed "Honey Badger" and to establish a scholarship at the university
- Majored in sports administration



# VETERAN BIOS

## PERSONAL:

- ✎ Son of Tyrone and Sheila Mathieu
- ✎ Has four siblings, Tyrone, Devon, Corey and Kerry
- ✎ Coached by David Johnson at St. Augustine High School

- ✎ Named to the *New Orleans Times-Picayune* 2010 Blue-Chip List, the *Baton Rouge Advocate* Super Dozen and the *Mobile Press Register* Super Southeast 120
- ✎ Recorded 32 total tackles, five interceptions, 1.0 sack and one fumble recovery as a senior in 2009

## TYRANN MATHIEU - NFL REGULAR SEASON STATISTICS

DATE TEAM	GP	GS	TK	S	A	TACKLES					QBH	INTERCEPTIONS					FUMBLES			ST					MISC	
						TFL	YDS	SK	YDS			NO	YDS	LG	TD	PD	FF	FR	YDS	TK	S	A	FF	FR	S	A
2013 Cardinals	13	11	67	64	3	6	19	1.0	10.0		3	2	7	7	0	9	1	0	0	1	1	0	0	0	0	0
2014 Cardinals	13	6	38	35	3	2	5	0.0	0.0		4	1	9	9	0	4	0	1	9	0	0	0	0	0	0	0
2015 Cardinals	14	14	89	80	9	11	26	1.0	9.0		3	5	92	33t	1	17	1	0	0	0	0	0	0	0	0	0
2016 Cardinals	10	10	35	33	2	3	17	1.0	11.0		1	1	9	5	0	4	1	0	0	0	0	0	0	0	0	0
2017 Cardinals	16	16	74	66	8	6	14	1.0	3.0		4	2	16	15	0	7	1	0	0	4	4	0	0	0	0	0
<b>NFL TOTALS</b>	<b>66</b>	<b>57</b>	<b>303</b>	<b>278</b>	<b>25</b>	<b>28</b>	<b>81</b>	<b>4.0</b>	<b>33.0</b>		<b>15</b>	<b>11</b>	<b>133</b>	<b>33t</b>	<b>1</b>	<b>41</b>	<b>4</b>	<b>1</b>	<b>9</b>	<b>5</b>	<b>5</b>	<b>0</b>	<b>0</b>	<b>0</b>	<b>0</b>	<b>0</b>

## TYRANN MATHIEU - NFL POSTSEASON STATISTICS

DATE TEAM	GP	GS	TK	S	A	TACKLES					QBH	INTERCEPTIONS					FUMBLES			ST					MISC	
						TFL	YDS	SK	YDS			NO	YDS	LG	TD	PD	FF	FR	YDS	TK	S	A	FF	FR	S	A
2014 Cardinals	1	0	1	1	0	0	0	0.0	0.0		0	0	0	0	0	0	0	0	0	0	0	0	0	0	0	0
<b>NFL TOTALS</b>	<b>1</b>	<b>0</b>	<b>1</b>	<b>1</b>	<b>0</b>	<b>0</b>	<b>0</b>	<b>0.0</b>	<b>0.0</b>		<b>0</b>	<b>0</b>	<b>0</b>	<b>0</b>	<b>0</b>	<b>0</b>	<b>0</b>	<b>0</b>	<b>0</b>	<b>0</b>	<b>0</b>	<b>0</b>	<b>0</b>	<b>0</b>	<b>0</b>	<b>0</b>

## SINGLE-GAME HIGHS: DEFENSIVE

<b>Total Tackles</b>	13 at San Francisco 49ers, Nov 29, 2015	<b>Tackles For Loss</b>	3 vs. Baltimore Ravens, Oct 26, 2015
<b>Sacks</b>	1.0 vs. San Francisco 49ers, Oct 01, 2017 ...3 more at 1.0.	<b>Interceptions</b>	2 vs. San Francisco 49ers, Sep 27, 2015
<b>Passes Defensed</b>	3 vs. Jacksonville Jaguars, Nov 26, 2017 ...2 more at 3.	<b>Interception Return Yards</b>	50 vs. San Francisco 49ers, Sep 27, 2015
<b>Forced Fumbles</b>	1 at San Francisco 49ers, Nov 05, 2017 ...3 more at 1.	<b>Special Teams Tackles</b>	1 at Seattle Seahawks, Dec 31, 2017 ...4 more at 1.
<b>Fumble Recoveries</b>	1 vs. Washington Redskins, Oct 12, 2014		

## SINGLE-GAME HIGHS - POSTSEASON: DEFENSIVE

<b>Total Tackles</b>	1 at Carolina Panthers, Jan 03, 2015
----------------------	--------------------------------------

# VETERAN BIOS

## 2017 GAME-BY-GAME REGULAR SEASON STATISTICS (CARDINALS)

				TACKLES							INTERCEPTIONS							FUMBLES					ST					MISC				
W	DATE	OPPONENT		TK	S	A	SK	YDS	TFL	YDS	QBH	NO	YDS	LG	TD	PD	FF	FR	YDS	TK	S	A	FF	FR	S	A	W/L	SCORE				
01	09/10	at Lions	S	3	2	1	0.0	0.0	0	0	0	0	0	0	0	0	0	0	0	0	0	0	0	0	0	0	L	23-35				
02	09/17	at Colts	S	3	3	0	0.0	0.0	1	2	0	1	15	15	0	2	0	0	0	0	0	0	0	0	0	0	W	16-13+				
03	09/25	COWBOYS	S	4	4	0	0.0	0.0	0	0	0	0	0	0	0	0	0	0	0	0	0	0	0	0	0	L	17-28					
04	10/01	49ERS	S	11	11	0	1.0	3.0	2	4	1	0	0	0	0	0	0	0	0	0	1	1	0	0	0	0	W	18-15+				
05	10/08	at Eagles	S	3	2	1	0.0	0.0	0	0	0	0	0	0	0	0	0	0	0	0	0	0	0	0	0	0	L	7-34				
06	10/15	BUCCANEERS	S	5	5	0	0.0	0.0	0	0	1	0	0	0	0	0	0	0	0	0	0	0	0	0	0	0	W	38-33				
07	10/22	at Rams	S	3	2	1	0.0	0.0	0	0	0	0	0	0	0	0	1	0	0	0	0	0	0	0	0	0	L	0-33				
09	11/05	at 49ers	S	3	3	0	0.0	0.0	0	0	1	0	0	0	0	0	1	0	0	0	0	0	0	0	0	0	W	20-10				
10	11/09	SEAHAWKS	S	6	5	1	0.0	0.0	0	0	0	0	0	0	0	0	0	0	0	0	0	0	0	0	0	0	L	16-22				
11	11/19	at Texans	S	7	6	1	0.0	0.0	1	1	0	0	0	0	0	0	0	0	0	0	0	0	0	0	0	0	L	21-31				
12	11/26	JAGUARS	S	4	4	0	0.0	0.0	1	5	0	1	1	1	0	3	0	0	0	0	0	0	0	0	0	0	W	27-24				
13	12/03	RAMS	S	4	4	0	0.0	0.0	1	2	0	0	0	0	0	0	0	0	0	0	1	1	0	0	0	0	L	16-32				
14	12/10	TITANS	S	3	3	0	0.0	0.0	0	0	0	0	0	0	0	0	1	0	0	0	0	0	0	0	0	0	W	12-7				
15	12/17	at Redskins	S	4	4	0	0.0	0.0	0	0	0	0	0	0	0	0	0	0	0	0	1	1	0	0	0	0	L	15-20				
16	12/24	GIANTS	S	7	5	2	0.0	0.0	0	0	0	0	0	0	0	0	0	0	0	0	0	0	0	0	0	0	W	23-0				
17	12/31	at Seahawks	S	4	3	1	0.0	0.0	0	0	1	0	0	0	0	0	0	0	0	0	1	1	0	0	0	0	W	26-24				
2017 TOTALS			16-16	74	66	8	1.0	3.0	6	14	4	2	16	15	0	7	1	0	0	4	4	0	0	0	0	0	8-8					

+ - Overtime



# BENARDRICK MCKINNEY

INSIDE LINEBACKER

6-4 | 260 | MISSISSIPPI STATE

HOMETOWN: TUNICA, MISS. | AGE: 25

4TH NFL SEASON | 4TH WITH TEXANS | ACQUIRED: 02-'15

2017 GP/GS: 16/16 | CAREER GP/GS (POST): 46/43 (3/3)

TEAMS: HOU 2015-17



55

**TRANSACTIONS:** Selected by the Houston Texans with the 11th pick in the second round (43rd overall) of the 2015 NFL Draft...Signed a contract extension with the Texans on June 14, 2018.

## HONORS:

- Associated Press Second-Team All-Pro (2016)

## 2017 (Houston 16/16):

- Compiled a team-leading 95 total tackles (62 solo) along with 3.0 sacks, eight quarterback hits, a single-season career-high 10 tackles for loss, one forced fumble and one pass defended while starting all 16 games
- Finished sixth in the league in total tackles among all players with 3.0-or-more sacks in 2017
- Registered a team-high 11 combined tackles in the season opener vs. Jacksonville (9/10)
- Recorded career-highs with 2.0 sacks and three tackles for loss while adding six total tackles at Cincinnati (9/14)
- Made five total tackles with one quarterback hit at New England (9/24)
- Started and made six total tackles and two tackles for loss vs. Kansas City (10/8)
- Made a game-high seven solo tackles and finished with a team-high eight total tackles vs. Cleveland (10/15)
- Produced three total tackles, one quarterback hit and notched his first pass defended of the season at the Los Angeles Rams (11/12)
- Finished with a team-high nine total tackles vs. Arizona (11/19)
- Notched five total tackles on the day to pass C.C. Brown (251) for the 11th-most tackles in team history and produced his ninth tackle for loss on the season to establish a career high at Baltimore (11/27)
- Tallied seven total tackles, one tackle for loss and his third sack of the season at Tennessee (12/3)

## 2016 (Houston 16/16, 2/2):

- The only player in the NFL in 2016 and the second player in franchise history (Jamie Sharper in 2002) with at least 100 tackles and 5.0 sacks
- Finished 11th in the NFL in total tackles with 129
- Became the seventh player in franchise history to record a 100-tackle season
- Passed DeMeco Ryans (127 in 2007) for the eighth-most total tackles in a single season in Texans history
- Led the team in tackles and ranked third in sacks
- Set single-season career highs in tackles (129), quarterback hits

(11), sacks (5.0), passes defended (two) and forced fumbles (one)

- His 69 total tackles through Week 7 were the most through the first seven games of a season in franchise history
- Led the team in total tackles in Weeks 2-7 and 11
- Tied for second on the team with five total tackles (two solo) and added a career-high two quarterback hits in the season opener vs. Chicago (9/11)
- Led the team with a season-high eight tackles to go along with 1.0 sack vs. Kansas City (9/18)
- Posted a single-game career-high 16 total tackles at New England (9/22) in Week 3, which marked the highest single-game total by a Texan since ILB Brian Cushing (17) in 2014
- Also notched 1.0 sack at New England (9/22), giving him a new single-season career high
- Led the team in total tackles for the third straight week with nine total (six solo) and forced a fumble vs. Tennessee (10/2) in Week 4
- Led the team with 10 tackles (five solo), marking his second 10-tackle game of the year, at Minnesota (10/9) in Week 5
- Collected a team-high 12 total tackles (seven solo), 1.0 sack and two quarterback hits vs. Indianapolis (10/16) in Week 6
- Finished second on the team with nine tackles (seven solo) at Denver (10/24) in Week 7
- Tied for the team lead with seven total tackles (six solo) and recorded two tackles for loss at Jacksonville (11/13) in Week 10
- Posted a team-high eight tackles (all solo) and notched one tackle for loss at Oakland (11/21) in Week 11
- Notched his fourth 10-tackle game of the season with 12 total tackles (eight solo) to go along with 1.0 sack and two quarterback hits vs. San Diego (11/27) in Week 12
- Tied for the team lead with eight total tackles (five solo), adding one pass defended and one quarterback hit, at Indianapolis (12/11) in Week 14
- Led the team with seven total tackles (four solo), to go along with 1.0 sack of Jaguars QB Blake Bortles and two quarterback hits vs. Jacksonville (12/18) in Week 15
- Tied for second on the team with seven total tackles, including five solo stops, vs. Cincinnati (12/24) in Week 16
- Made seven total tackles (three solo) vs. Oakland (1/7/17) in the AFC Wild Card round
- Posted the first two postseason passes defended of his career at New England (1/14/17) in the AFC Divisional round

## 2015 (Houston 14/11, 1/1):

- Made one special teams tackle in his NFL debut vs. Kansas City (9/13)



## VETERAN BIOS

- ✦ Tallied the first two tackles, including one for loss, of his career at Carolina (9/20)
- ✦ Made his first NFL start vs. Tampa Bay (9/27). Recorded two tackles (one solo) and one special teams tackle (9/27)
- ✦ Finished second on the team with seven total tackles (six solo) vs. Indianapolis (10/8)
- ✦ Inactive in Weeks 7-8
- ✦ Led the team with nine total tackles (six solo), including one for loss at Cincinnati
- ✦ Tied for third on the team with eight total tackles, including four solo stops, vs. New England (12/13)
- ✦ His tackle total was his second-highest single-game output of the season (12/13)
- ✦ Tied for the team lead with seven total tackles (three solo), including two for loss and 1.0 sack at Indianapolis (12/20)
- ✦ Picked up his first career sack when he brought down Colts QB Matt Hasselbeck for an 11-yard loss in the third quarter at Indianapolis (12/20). The sack pinned the Colts at their own one-yard line and forced a punt
- ✦ Finished second on the team with nine total tackles, including four solo stops in Wild Card Game vs. Kansas City (1/9/16)
- ✦ Posted the second-most tackles by a rookie in a Texans postseason game (1/9/16)

### COLLEGE:

- ✦ Played three seasons (2012-14) at Mississippi State University in Starkville, Miss. after redshirting the 2011 campaign
- ✦ One of the all-time great linebackers in school history, becoming the program's first first-team All-America linebacker since 1999
- ✦ Mississippi State's top tackler in his final two seasons
- ✦ Played in 39 games with 36 starts in three seasons with the Bulldogs
- ✦ Recorded 244 total tackles, 19.5 tackles for loss, 7.5 sacks, seven passes defended and six fumble recoveries

- ✦ First-team All-America honors in 2014 from the Football Writers Association, ESPN, Phil Steele and Sports Illustrated
- ✦ Started all 13 games at middle linebacker and for the second straight year in 2014, was the Bulldogs' top tackler recording 71 with eight tackles for loss, 3.0 sacks, four passes defended, three fumble recoveries and one forced fumble
- ✦ Named to College Football News' All-Sophomore squad in 2013 when he racked up a team-best 71 total tackles, which ranked fourth among all sophomores in the SEC, and tied for the team lead in tackles for loss with 7.0 and sacks with 3.5
- ✦ Named a First-Team Freshman All-American by CBSSports.com, FoxSportsNext, Phil Steele and CollegeFootballNews.com in 2012
- ✦ Led all SEC freshmen and tied for second among freshman in the FBS with 102 total tackles in 2012, which also ranked sixth overall in the SEC, while playing in all 13 games (10 starts)
- ✦ Earned All-SEC Freshman honors by the SEC coaches and ESPN.com in 2012 when he totaled 4.5 tackles for loss, a sack, four pass breakups and a fumble recovery
- ✦ Sat out his first season as a redshirt freshman in 2011

### PERSONAL:

- ✦ Attended Rosa Fort High School in Tunica, Miss.
- ✦ A top defensive prospect in the state of Mississippi and was the first Rosa Fort player to sign with an SEC program since 2001
- ✦ Led the RFHS Lions to a 3-3 finish in Region 2 play and a first-round playoff appearance in the Class 4A state playoffs
- ✦ Selected by the state's high school coaches to the North/South All-Star Game as a linebacker
- ✦ Started at quarterback for Rosa Fort during senior season and accounted for 2,036 total yards of offense and 22 touchdowns with 1,334 passing and 702 yards on the ground
- ✦ Credited with 66 total tackles from linebacker spot
- ✦ Threw for 530 yards with five touchdowns as a junior
- ✦ Started for the Rosa Fort basketball team

### BENARDRICK MCKINNEY - NFL REGULAR SEASON STATISTICS

DATE TEAM	GP	GS	TK	S	A	TACKLES					QBH	INTERCEPTIONS					FUMBLES			ST					MISC	
						TFL	YDS	SK	YDS	YDS		NO	YDS	LG	TD	PD	FF	FR	YDS	TK	S	A	FF	FR	S	A
2015 Texans	14	11	58	35	23	7	22	1.0	11.0	2	0	0	0	0	0	0	0	0	0	5	2	3	0	0	0	0
2016 Texans	16	16	129	79	50	8	34	5.0	31.0	11	0	0	0	0	2	1	0	0	0	0	0	0	0	0	0	0
2017 Texans	16	16	95	62	33	10	26	3.0	8.0	8	0	0	0	0	1	1	0	0	0	0	0	0	0	0	0	0
<b>NFL TOTALS</b>	<b>46</b>	<b>43</b>	<b>282</b>	<b>176</b>	<b>106</b>	<b>25</b>	<b>82</b>	<b>9.0</b>	<b>50.0</b>	<b>21</b>	<b>0</b>	<b>0</b>	<b>0</b>	<b>0</b>	<b>3</b>	<b>2</b>	<b>0</b>	<b>0</b>	<b>5</b>	<b>2</b>	<b>3</b>	<b>0</b>	<b>0</b>	<b>0</b>	<b>0</b>	<b>0</b>

### BENARDRICK MCKINNEY - NFL POSTSEASON STATISTICS

DATE TEAM	GP	GS	TK	S	A	TACKLES					QBH	INTERCEPTIONS					FUMBLES			ST					MISC	
						TFL	YDS	SK	YDS	YDS		NO	YDS	LG	TD	PD	FF	FR	YDS	TK	S	A	FF	FR	S	A
2015 Texans	1	1	9	4	5	0	0	0.0	0.0	0	0	0	0	0	0	0	0	0	0	0	0	0	0	0	0	0
2016 Texans	2	2	12	6	6	0	0	0.0	0.0	0	0	0	0	0	0	2	0	0	0	0	0	0	0	0	0	0
<b>NFL TOTALS</b>	<b>3</b>	<b>3</b>	<b>21</b>	<b>10</b>	<b>11</b>	<b>0</b>	<b>0</b>	<b>0.0</b>	<b>0.0</b>	<b>0</b>	<b>0</b>	<b>0</b>	<b>0</b>	<b>0</b>	<b>0</b>	<b>2</b>	<b>0</b>	<b>0</b>	<b>0</b>	<b>0</b>	<b>0</b>	<b>0</b>	<b>0</b>	<b>0</b>	<b>0</b>	<b>0</b>

### SINGLE-GAME HIGHS: DEFENSIVE

**Total Tackles** 16 at New England Patriots, Sep 22, 2016  
**Sacks** 2.0 at Cincinnati Bengals, Sep 14, 2017  
**Passes Defended** 1 at Los Angeles Rams, Nov 12, 2017  
 ...2 more at 1.

#### Forced Fumbles

1 vs. Jacksonville Jaguars, Sep 10, 2017  
 ...1 more at 1.

**Tackles For Loss**  
**Special Teams Tackles**

3 at Cincinnati Bengals, Sep 14, 2017  
 2 vs. New England Patriots, Dec 13, 2015  
 ...1 more at 2.

# VETERAN BIOS

## SINGLE-GAME HIGHS - POSTSEASON: DEFENSIVE

**Total Tackles** 9 vs. Kansas City Chiefs, Jan 09, 2016

**Passes Defensed**

2 at New England Patriots, Jan 14, 2017

## 2017 GAME-BY-GAME REGULAR SEASON STATISTICS (TEXANS)

2017 CAREER BY GAME RECORD (PERSON STATISTICS) (YEARLY)																														
				TACKLES								INTERCEPTIONS					FUMBLES				ST					MISC				
W	DATE	OPPONENT	S	TK	S	A	SK	YDS	TFL	YDS	QBH	NO	YDS	LG	TD	PD	FF	FR	YDS	TK	S	A	FF	FR	S	A	W/L	SCORE		
01	09/10	JAGUARS	S	11	4	7	0.0	0.0	0	0	0	0	0	0	0	0	1	0	0	0	0	0	0	0	0	0	L	7-29		
02	09/14	at Bengals	S	6	4	2	2.0	7.0	3	12	2	0	0	0	0	0	0	0	0	0	0	0	0	0	0	0	W	13-9		
03	09/24	at Patriots	S	5	3	2	0.0	0.0	0	0	1	0	0	0	0	0	0	0	0	0	0	0	0	0	0	0	L	33-36		
04	10/01	TITANS	S	3	3	0	0.0	0.0	1	1	0	0	0	0	0	0	0	0	0	0	0	0	0	0	0	0	W	57-14		
05	10/08	CHIEFS	S	6	3	3	0.0	0.0	2	5	0	0	0	0	0	0	0	0	0	0	0	0	0	0	0	0	L	34-42		
06	10/15	BROWNS	S	8	7	1	0.0	0.0	0	0	1	0	0	0	0	0	0	0	0	0	0	0	0	0	0	0	W	33-17		
08	10/29	at Seahawks	S	5	3	2	0.0	0.0	0	0	0	0	0	0	0	0	0	0	0	0	0	0	0	0	0	0	L	38-41		
09	11/05	COLTS	S	6	2	4	0.0	0.0	0	0	1	0	0	0	0	0	0	0	0	0	0	0	0	0	0	0	L	14-20		
10	11/12	at Rams	S	3	3	0	0.0	0.0	0	0	1	0	0	0	0	1	0	0	0	0	0	0	0	0	0	0	L	7-33		
11	11/19	CARDINALS	S	9	7	2	0.0	0.0	2	4	0	0	0	0	0	0	0	0	0	0	0	0	0	0	0	0	W	31-21		
12	11/27	at Ravens	S	5	4	1	0.0	0.0	1	3	0	0	0	0	0	0	0	0	0	0	0	0	0	0	0	0	L	16-23		
13	12/03	at Titans	S	7	5	2	1.0	1.0	1	1	0	0	0	0	0	0	0	0	0	0	0	0	0	0	0	0	L	13-24		
14	12/10	49ERS	S	4	3	1	0.0	0.0	0	0	1	0	0	0	0	0	0	0	0	0	0	0	0	0	0	0	L	16-26		
15	12/17	at Jaguars	S	6	4	2	0.0	0.0	0	0	0	0	0	0	0	0	0	0	0	0	0	0	0	0	0	0	L	7-45		
16	12/25	STEELERS	S	5	2	3	0.0	0.0	0	0	1	0	0	0	0	0	0	0	0	0	0	0	0	0	0	0	L	6-34		
17	12/31	at Colts	S	6	5	1	0.0	0.0	0	0	0	0	0	0	0	0	0	0	0	0	0	0	0	0	0	0	L	13-22		
2017 TOTALS				16-16	95	62	33	3.0	8.0	10	26	8	0	0	0	0	1	1	0	0	0	0	0	0	0	0	4-12			



# WHITNEY MERCILUS

OUTSIDE LINEBACKER

6-4 | 265 | ILLINOIS

HOMETOWN: AKRON, OHIO | AGE: 27

7TH NFL SEASON | 7TH WITH TEXANS | ACQUIRED: D1-'12

2017 GP/GS: 5/5 | CAREER GP/GS (POST): 83/63 (5/3)

TEAMS: HOU 2012-17



59

**TRANSACTIONS:** Selected by the Houston Texans in the first round (26th overall) of the 2012 NFL Draft...Re-signed with the Texans on May 5, 2015.

## HONORS:

- Associated Press Second-Team All-Pro (2016)
- AFC Defensive Player of the Month (December 2015)
- AFC Defensive Player of the Week (Week 1, 2016)

## CAREER:

- Ranks third in franchise history with 38.5 sacks
- The franchise postseason sack leader with 6.0
- Became the first player in franchise history and the fifth player in the NFL since 1982 to post two games with 3.5-or-more sacks in a season in 2015
- Tied DE Mario Williams (12.0 in 2008) for the fifth-most sacks in a season in franchise history in 2015
- Has 10 career games with 2.0-or-more sacks
- Tied the franchise rookie record for sacks with 6.0 in 2012
- Has appeared in four career playoff games, totaling 16 total tackles (10 solo), 5.0 sacks and one special teams tackle
- Joined Kevin Greene, Terrell Suggs and Von Miller as the only players since 1982 with 5.0 sacks over two playoff games
- Became the first player in franchise history to record multiple sacks in two straight postseason contests, dating back to 2016's AFC Wild Card matchup against Kansas City (1/9/16)
- Tied with OLB Brooks Reed and DE J.J. Watt (5.0) for the most career sacks in Texans postseason history and is one tackle for loss shy of Watt's franchise-record seven
- Recorded the most sacks (3.0) in a postseason game in Texans history, while tying for the fourth-most by any NFL player in a playoff contest, vs. Kansas City (1/9/16)

## 2017 (Houston 5/5):

- Tallied 10 total tackles (nine solo), 1.0 sack, one tackle for loss, one forced fumble and one quarterback hit in five games
- Recorded five tackles and one tackle for loss in the season opener vs. Jacksonville (9/10)
- Finished with six tackles, his first sack of the season and forced one fumble that was returned for a touchdown at New England (9/24)
- Placed on the Reserve/Injured list on Oct. 11

## 2016 (Houston 15/15, 2/2):

- Tied for the league lead with four fumble recoveries and led the team with 7.5 sacks
- Tied for 14th in the NFL with 13 tackles for loss

- Totaled four total tackles (two solo), 2.0 sacks and one forced fumble in the season opener vs. Chicago (9/11)
- His strip-sack of Bears QB Jay Cutler gave him 2.0 sacks for the game and his third straight multiple-sack game (including postseason) dating back to Week 17 of the 2015 season, vs. Chicago (9/11)
- Finished with three total tackles (one solo), a quarterback hit and notched a fumble recovery after a strip-sack by OLB John Simon on Chiefs QB Alex Smith vs. Kansas City (9/18)
- Finished second on the team and set a season high with seven total tackles (five solo), one tackle for loss and one quarterback hit vs. Tennessee (10/2) in Week 4
- Recorded three total tackles, 1.5 sacks and set a single-game career high with five quarterback hits at Minnesota (10/9) in Week 5
- Split a sack with DE Antonio Smith on QB Sam Bradford in the first quarter and added a full sack one quarter later, also on third down, at Minnesota (10/9)
- Notched six total tackles (four solo), 1.0 sack and two tackles for loss vs. Indianapolis (10/16)
- Tied a single-season career high (two in 2015) with his second fumble recovery of the year and fifth of his career, at Jacksonville (11/13) in Week 10
- Logged four total tackles (all solo), including a season-high three for loss, and two quarterback hits vs. San Diego (11/27) in Week 12
- Sacked Packers QB Aaron Rodgers, posted three tackles for loss and set a career high with his third fumble recovery of the season at Green Bay (12/4) in Week 13
- Posted three solo tackles, four quarterback hits, one pass defended and one fumble recovery at Indianapolis (12/11) in Week 14
- Matched his season high with 2.0 sacks of Bengals QB Andy Dalton, giving him his 10th career game with 2.0-or-more sacks, vs. Cincinnati (12/24) in Week 16
- Tied for second on the team with seven tackles (five solo), and recorded three tackles for loss and 2.0 sacks vs. Oakland (1/7/17) in the AFC Wild Card round
- Finished with four total tackles, three quarterback hits, one pass defended and 1.0 sack, giving him a franchise-best 6.0 for his postseason career, at New England (1/14/17) in the AFC Divisional round

## 2015 (Houston 16/10, 1/1):

- Finished the year with 50 total tackles (32 solo), 12.0 sacks, 16 quarterback hits, 14 tackles for loss, two passes defended, two fumble recoveries and one forced fumble. His sack and tackles



for loss totals set single-season career highs, while he tied his personal-best for total tackles

- ✦ Tied Mario Williams (12.0 in 2008) for the fifth-most sacks in a season in franchise history
- ✦ Named AFC Defensive Player of the Month for December
- ✦ Had two total tackles (one solo), one tackle for loss and one fumble recovery vs. Tampa Bay
- ✦ Registered his first 2.0 sacks of the season at Jacksonville (10/18)
- ✦ Posted a career-high 3.5 sacks vs. Tennessee (11/1), which is tied for the second-most in a game in Texans history (LB Connor Barwin, 4.0 at Jacksonville, 11/27/11, and DE Mario Williams, 3.5 vs. Denver, 12/13/07)
- ✦ Tied for second on the team with seven total tackles (six solo), while adding four tackles for loss and four quarterback hits vs. Tennessee (11/1)
- ✦ Finished with five tackles, including three for loss, and a sack at Cincinnati (11/16)
- ✦ Registered four total tackles (three solo) and one pass defended at Buffalo (12/6), his second of the year and first since Week 1 against Kansas City (9/13)
- ✦ Set a single-season career-high in sacks (7.5) after he brought down Patriots QB Tom Brady for a nine-yard loss in the fourth quarter vs. New England (12/13)
- ✦ Finished the game with five total tackles (three solo) and 1.0 sack vs. New England (12/13)
- ✦ Sacked Colts QB Charlie Whitehurst in the fourth quarter at Indianapolis (12/20)
- ✦ Tallied five total tackles (three solo), 3.5 sacks, three quarterback hits, two tackles for loss, one forced fumble and one fumble recovery vs. Jacksonville (1/3/16)
- ✦ Became the first player in franchise history and the fifth player in the NFL since 1982 to post two games with 3.5-or-more sacks in a season
- ✦ Recorded the most sacks (3.0) in a postseason game in Texans history, while tying for the fourth-most by any NFL player, in a playoff contest vs. Kansas City (1/9/16)
- ✦ Finished with eight total tackles (five solo), 3.0 sacks for a loss of 17 yards and four quarterback hits in Wild Card Game vs. Kansas City (1/9/16)

## 2014 (Houston 15/13):

- ✦ Started 13-of-15 games and registered 50 total tackles, 5.0 sacks, 11 quarterback hits, nine tackles for loss and two forced fumbles
- ✦ Started and recorded a tackle at Oakland (9/14) in Week 2
- ✦ Made five total tackles at N.Y. Giants (9/21) in Week 3
- ✦ Recorded two quarterback hits and made two tackles vs. Buffalo (9/28) in Week 4
- ✦ Made five total tackles and added a tackle for loss and quarterback hit at Dallas (10/5) in Week 5
- ✦ Recorded six total tackles, two tackles for loss and a quarterback hit vs. Indianapolis (10/9) in Week 6
- ✦ Recorded the fourth multi-sack game of his career at Pittsburgh (10/20). Strip-sacked Ben Roethlisberger in the first quarter and finished the game with five total tackles, two tackles for loss, one quarterback hit and one pass defended
- ✦ Had a multi-sack game for the fifth time in his career and second time this season vs. Philadelphia (11/2) in Week 9. Tied for the team lead with a career-high nine total tackles. Set a season high with three quarterback hits and tied a season high with two tackles for loss
- ✦ Made five total tackles vs. Cincinnati (11/23) in Week 12
- ✦ Had three total tackles and a tackle for loss vs. Tennessee

(11/30) in Week 13

- ✦ Inactive in Week 15
- ✦ Had three total tackles and forced his second fumble of the season vs. Baltimore (12/21) in Week 16
- ✦ Sacked Jaguars QB Blake Bortles for three yards vs. Jacksonville (12/28) in Week 17. Finished with three total tackles, one tackle for loss and one quarterback hit

## 2013 (Houston 16/16):

- ✦ Started all 16 games at WILL linebacker and recorded 65 total tackles, 7.0 sacks, 18 quarterback hits and six tackles for loss
- ✦ Recorded seven total tackles (five solo) and 1.0 sack for a loss of six yards at San Diego (9/9)
- ✦ Amassed eight total tackles (four solo) and 2.5 sacks vs. Seattle (9/29)
- ✦ Recorded six total tackles (three solo) and 1.0 sack at San Francisco (10/6)
- ✦ Added another sack to go along with four solo tackles vs. Jacksonville (11/24)
- ✦ Recorded his seventh sack of the season vs. Denver (12/22)

## 2012 (Houston 16/4, 2/0):

- ✦ Tied the Texans rookie record for sacks in a season with 6.0
- ✦ Made his Texans and NFL debut at outside linebacker in the season opener vs. Miami (9/9)
- ✦ Registered his first career sack and forced a fumble when he dropped Ravens QB Joe Flacco for a two-yard loss in the first quarter vs. Baltimore (10/21)
- ✦ Recorded 2.0 sacks and collected his second career forced fumble vs. Buffalo (11/4)
- ✦ Made two total tackles (one solo) at Chicago (11/11)
- ✦ Collected a season-high four tackles at Detroit (11/22)
- ✦ Sacked Titans QB Jake Locker twice for a total loss of six yards and recovered a fumble at Tennessee (12/2)
- ✦ Sacked Patriots QB Tom Brady for a seven-yard loss in the third quarter at New England (12/10) to give him 6.0 sacks on the season, tying the franchise rookie sack record set by OLB Brooks Reed in 2011
- ✦ Made his postseason debut in the AFC Wild Card Playoff vs. Cincinnati (1/5/13)
- ✦ Made one tackle and one special teams tackle in AFC Divisional Playoff at New England (1/13/13)

## COLLEGE:

- ✦ Played three seasons (2009-11) at the University of Illinois in Champaign, Ill. after redshirting the 2008 campaign
- ✦ Started 15-of-37 games with the Illini, recording 81 total tackles (42 solo) with 18.0 sacks (119 yards), 28 tackles for loss (150 yards), 11 forced fumbles and two fumble recoveries
- ✦ Tied for eighth in NCAA FBS history with 11 forced fumbles, which also ranks fifth all-time in the Big Ten Conference and is second on the Illini all-time list (13 by Simeon Rice from 1992-95)
- ✦ Set a school and Big Ten single-season record with nine forced fumbles in 2011
- ✦ Third on the Illinois single-season tackle for loss chart with 22.5 in 2011
- ✦ Earned 2011 All-America and All-Big Ten Conference first-team honors from The NFL Draft Report as the scouting service named him the league's Player of the Year and National Defensive Lineman of the Year
- ✦ Mid-season All-America from Phil Steele's College Football and was selected National Defensive Lineman of the Week for his performance vs. Indiana (3.0 sacks) his senior season

## VETERAN BIOS

- Led the nation in sacks per game (1.23) and fumbles forced per game (0.833) as a senior
- Recorded a career-high 57 total tackles (28 solo) with 16.0 sacks (105 yards) to tie the school season-record that was first set by Simeon Rice in 1994
- Played in all 13 games, starting two games at weak-side defensive end his junior season
- Recorded 16 total tackles (eight solo) with a 7-yard sack and three tackles for loss in 2010
- Recorded eight total tackles (four solo), two assisted sacks and 3.5 tackles for loss in 2009
- Redshirted as a freshman

### PERSONAL:

- Attended Garfield High School in Akron, Ohio
- Played defensive end and tight end and earned Northeast Ohio Inland All-Star team, Cleveland Plain-Dealer Defensive All-Star team and All-District honors after leading the Rams to a 7-3 record in 2007
- A Prep Star All-Region and All-Akron City League choice, he recorded 36 solo tackles with a pair of sacks, six stops behind the line of scrimmage and four fumble recoveries, advancing one 36 yards for a score

### WHITNEY MERCILUS - NFL REGULAR SEASON STATISTICS

TACKLES																														INTERCEPTIONS						FUMBLES				ST						MISC	
DATE	TEAM	GP	GS	TK	S	A	TFL	YDS	SK	YDS	QBH	NO	YDS	LG	TD	PD	FF	FR	YDS	TK	S	A	FF	FR	S	A																					
2012	Texans	16	4	18	15	3	6	0	6.0	17.0	7	0	0	0	0	1	2	1	0	7	5	2	0	0	0	0																					
2013	Texans	16	16	47	33	14	6	31	7.0	36.0	18	0	0	0	0	0	0	0	0	0	0	0	0	0	0	0																					
2014	Texans	15	13	50	31	19	9	35	5.0	30.0	11	0	0	0	0	0	2	0	0	0	0	0	0	0	0	0																					
2015	Texans	16	10	50	32	18	14	63	12.0	60.0	16	0	0	0	0	2	1	1	5	2	0	2	0	1	0	0																					
2016	Texans	15	15	53	36	17	13	57	7.5	56.5	22	0	0	0	0	1	1	4	7	0	0	0	0	0	0	0																					
2017	Texans	5	5	10	9	1	1	1	1.0	6.0	1	0	0	0	0	0	1	0	0	0	0	0	0	0	0	0																					
NFL TOTALS		83	63	228	156	72	49	187	38.5	205.5	75	0	0	0	0	4	7	6	12	9	5	4	0	1	0	0																					

### WHITNEY MERCILUS - NFL POSTSEASON STATISTICS

		TACKLES										INTERCEPTIONS					FUMBLES			ST					MISC	
DATE	TEAM	GP	GS	TK	S	A	TFL	YDS	SK	YDS	QBH	NO	YDS	LG	TD	PD	FF	FR	YDS	TK	S	A	FF	FR	S	A
2012	Texans	2	0	1	0	1	0	0	0.0	0.0	0	0	0	0	0	0	0	0	0	1	1	0	0	0	0	0
2015	Texans	1	1	8	5	3	3	17	3.0	17.0	4	0	0	0	0	0	0	0	0	0	0	0	0	0	0	0
2016	Texans	2	2	11	7	4	4	23	3.0	20.0	5	0	0	0	0	1	0	0	0	0	0	0	0	0	0	0
NFL TOTALS		5	3	20	12	8	7	40	6.0	37.0	9	0	0	0	0	1	0	0	0	1	1	0	0	0	0	0

### SINGLE-GAME HIGHS: DEFENSIVE

<b>Total Tackles</b>	9 vs. Philadelphia Eagles, Nov 02, 2014	<b>Fumble Recoveries</b>	1 at Indianapolis Colts, Dec 11, 2016 ...5 more at 1.
<b>Sacks</b>	3.5 vs. Jacksonville Jaguars, Jan 03, 2016 ...1 more at 3.5.	<b>Tackles For Loss</b>	4 vs. Tennessee Titans, Nov 01, 2015
<b>Passes Defensed</b>	1 at Indianapolis Colts, Dec 11, 2016 ...3 more at 1.	<b>Special Teams Tackles</b>	2 vs. Baltimore Ravens, Oct 21, 2012 ...1 more at 2.
<b>Forced Fumbles</b>	1 at New England Patriots, Sep 24, 2017 ...6 more at 1.	<b>Special Teams Fumble Recoveries</b>	1 vs. Tampa Bay Buccaneers, Sep 27, 2015

### SINGLE-GAME HIGHS - POSTSEASON: DEFENSIVE

<b>Total Tackles</b>	8 vs. Kansas City Chiefs, Jan 09, 2016	<b>Tackles For Loss</b>	3 vs. Oakland Raiders, Jan 07, 2017 ...1 more at 3.
<b>Sacks</b>	3.0 vs. Kansas City Chiefs, Jan 09, 2016	<b>Special Teams Tackles</b>	1 at New England Patriots, Jan 13, 2013
<b>Passes Defensed</b>	1 at New England Patriots, Jan 14, 2017		

# VETERAN BIOS

## 2017 GAME-BY-GAME REGULAR SEASON STATISTICS (TEXANS)

2017 CAREER BY GAME REGULAR SEASON STATISTICS (TEXANS)																												
				TACKLES							INTERCEPTIONS					FUMBLES			ST					MISC				
W	DATE	OPPONENT		TK	S	A	SK	YDS	TFL	YDS	QBH	NO	YDS	LG	TD	PD	FF	FR	YDS	TK	S	A	FF	FR	S	A	W/L	SCORE
01	09/10	JAGUARS	S	4	3	1	0.0	0.0	1	1	0	0	0	0	0	0	0	0	0	0	0	0	0	0	0	0	L	7-29
02	09/14	at Bengals	S	0	0	0	0.0	0.0	0	0	0	0	0	0	0	0	0	0	0	0	0	0	0	0	0	0	W	13-9
03	09/24	at Patriots	S	5	5	0	1.0	6.0	0	0	1	0	0	0	0	0	1	0	0	0	0	0	0	0	0	0	L	33-36
04	10/01	TITANS	S	1	1	0	0.0	0.0	0	0	0	0	0	0	0	0	0	0	0	0	0	0	0	0	0	0	W	57-14
05	10/08	CHIEFS	S	0	0	0	0.0	0.0	0	0	0	0	0	0	0	0	0	0	0	0	0	0	0	0	0	0	L	34-42
06	10/15	BROWNS										INJURED RESERVE															W	33-17
08	10/29	at Seahawks										INJURED RESERVE															L	38-41
09	11/05	COLTS										INJURED RESERVE															L	14-20
10	11/12	at Rams										INJURED RESERVE															L	7-33
11	11/19	CARDINALS										INJURED RESERVE															W	31-21
12	11/27	at Ravens										INJURED RESERVE															L	16-23
13	12/03	at Titans										INJURED RESERVE															L	13-24
14	12/10	49ERS										INJURED RESERVE															L	16-26
15	12/17	at Jaguars										INJURED RESERVE															L	7-45
16	12/25	STEELERS										INJURED RESERVE															L	6-34
17	12/31	at Colts										INJURED RESERVE															L	13-22
2017 TOTALS			5-5	10	9	1	1.0	6.0	1	1	1	0	0	0	0	0	1	0	0	0	0	0	0	0	0	0	4-12	





# BRAXTON MILLER

WIDE RECEIVER

6-1 | 205 | OHIO STATE

HOMETOWN: SPRINGFIELD, OHIO | AGE: 25

3RD NFL SEASON | 3RD WITH TEXANS | ACQUIRED: D3-'16

2017 GP/GS: 11/3 | CAREER GP/GS: 21/9

TEAMS: HOU 2016-17



13

**TRANSACTIONS:** Selected by the Houston Texans with the 22nd pick in the third round (85th overall) of the 2016 NFL Draft.

## 2017 (Houston 11/3):

- ✦ Logged career highs in receptions (19), receiving yards (162), receiving average (8.5) and tied his career high in touchdowns (one) in 11 games
- ✦ Caught one pass for 15 yards at New England (9/24)
- ✦ Hauled in a one-yard touchdown reception for his first score of the season and second of his career vs. Cleveland (10/15)
- ✦ Recorded his first rush of the season at the Los Angeles Rams (11/12)
- ✦ Caught two passes for 14 yards vs. Arizona (11/19)
- ✦ Produced a career-high with five receptions for 43 yards at Baltimore (11/27)
- ✦ Hauled in four passes for a career-high 71 yards, including a career-long 57-yard reception, and returned his first career punt for eight yards at Tennessee (12/3)

## 2016 (Houston 10/6, 0/0):

- ✦ Hauled in 15 passes for 99 yards and a touchdown in 10 games played
- ✦ Caught one pass for six yards in his NFL debut vs. Chicago (9/11)
- ✦ Inactive for Week 3 at New England (9/22) and Week 4 vs. Tennessee (10/2) with an injury
- ✦ Made his first career kickoff return for 15 yards and added a 12-yard reception at Minnesota (10/9) in Week 5
- ✦ Started his third game of the season and caught one pass for 10 yards at Jacksonville (11/13) in Week 10
- ✦ Notched five receptions and 26 receiving yards and caught his first career touchdown on a 12-yard pass from QB Brock Osweiler in the second quarter at Oakland (11/21) in Week 11
- ✦ Inactive for Week 14 at Indianapolis (12/11) with an injury
- ✦ Placed on the Reserve/Injured list on Dec. 13

## COLLEGE:

- ✦ Played four seasons (2011-13; 15) at Ohio State University in Columbus, Ohio

- ✦ Redshirted the 2014 campaign due to injury
- ✦ After missing 20 months of activity while recovering from a shoulder injury and two surgeries, switched positions to receiver/H-Back and earned honorable mention All-Big Ten honors after catching 26 passes for 341 yards and three touchdowns plus rushing for 281 yards and another score
- ✦ A two-time winner of the Chicago Tribune's Silver Football Award as the best player in the Big Ten as quarterback
- ✦ Holds the school record with 88 total touchdowns while also finishing among the school's greats with 8,609 yards of total offense (second at Ohio State), 3,314 rushing yards (No. 6) and 33 rushing touchdowns, 5,295 yards passing (No. 8) and 52 touchdowns (No. 4)
- ✦ Has the most individual awards in Big Ten history with seven, including two offensive player and quarterback of year awards plus a freshman of the year honor
- ✦ Finished his career as a CFP National Champion (2015), Sugar Bowl Champion (2015), Fiesta Bowl Champion (2016) and Big Ten Champion (2014)
- ✦ A two-time All-Big Ten First Team selection (2012, 2013) and the only player ever to be named two-time Big Ten Offensive Player of the Year (2012, 2013)
- ✦ Also a two-time Heisman Trophy candidate (5th - 2012, 9th - 2013)
- ✦ Graduated in December 2014 with a degree in communications

## PERSONAL:

- ✦ Highly-regarded quarterback who led Wayne High School in Huber Heights, Ohio to the 2010 Division I state title game
- ✦ Passed for 2,167 yards and 17 touchdowns, and rushed for 658 yards 17 more touchdowns as a senior for Coach Jay Minton
- ✦ Had a career record of 31-7 as a starting quarterback
- ✦ Ohio Mr. Football finalist and first team all-state
- ✦ Under Armour All-American game participant
- ✦ Basketball letterman
- ✦ The son of Kelly and Kevin Miller
- ✦ Youngest of three siblings (Brion and Bailey)
- ✦ Has a son, Landon
- ✦ Enrolled at Ohio State in January 2009

# VETERAN BIOS

## BRAXTON MILLER - NFL REGULAR SEASON STATISTICS

DATE TEAM	GP	GS	RECEIVING					RUSHING				
			NO.	YDS	AVG	LG	TD	NO.	YDS.	AVG.	LG	TD
2016 Texans	10	6	15	99	6.6	12t	1	3	0	0.0	1	0
2017 Texans	11	3	19	162	8.5	57	1	1	1	1.0	1	0
<b>NFL TOTALS</b>	<b>21</b>	<b>9</b>	<b>34</b>	<b>261</b>	<b>7.7</b>	<b>57</b>	<b>2</b>	<b>4</b>	<b>1</b>	<b>0.3</b>	<b>1</b>	<b>0</b>

## BRAXTON MILLER - NFL REGULAR SEASON RETURN STATISTICS

DATE TEAM	RET.	KICKOFF RETURNS					PUNT RETURNS				
		YDS.	AVG.	LG	TD	NO.	FC	YDS	AVG	LG	TD
2016 Texans	3	41	13.7	17	0	1	0	1	1.0	1	0
2017 Texans	0	0	0.0	0	0	3	5	12	4.0	8	0
<b>NFL TOTALS</b>	<b>3</b>	<b>41</b>	<b>13.7</b>	<b>17</b>	<b>0</b>	<b>4</b>	<b>5</b>	<b>13</b>	<b>3.3</b>	<b>8</b>	<b>0</b>

## SINGLE-GAME HIGHS: RUSHING/RECEIVING

**Rush Attempts** 1 at Los Angeles Rams, Nov 12, 2017  
...3 more at 1.

**Rushing Yards** 1 at Los Angeles Rams, Nov 12, 2017  
...2 more at 1.

**Longest Runs** 1 at Los Angeles Rams, Nov 12, 2017  
...2 more at 1.

**Receptions** 5 at Baltimore Ravens, Nov 27, 2017  
...1 more at 5.

**Receiving Yards** 71 at Tennessee Titans, Dec 03, 2017

**Longest Receptions** 57 at Tennessee Titans, Dec 03, 2017

**Receiving TDs** 1 vs. Cleveland Browns, Oct 15, 2017  
...1 more at 1.

**All-purpose yards** 79 at Tennessee Titans, Dec 03, 2017

**Kickoff Returns** 1 at Denver Broncos, Oct 24, 2016  
...2 more at 1.

**Kickoff Return Yards** 17 vs. Indianapolis Colts, Oct 16, 2016

**Longest Kickoff Return** 17 vs. Indianapolis Colts, Oct 16, 2016

**Fair Catches** 2 at Indianapolis Colts, Dec 31, 2017  
...1 more at 2.

**Punt Return Yards** 8 at Tennessee Titans, Dec 03, 2017

**Longest Punt Return** 8 at Tennessee Titans, Dec 03, 2017

**Punt Returns** 1 at Indianapolis Colts, Dec 31, 2017  
...3 more at 1.

**Most TDs** 1 vs. Cleveland Browns, Oct 15, 2017  
...1 more at 1.

## 2017 GAME-BY-GAME REGULAR SEASON STATISTICS (TEXANS)

2017 CLEVELAND BROWNS WEEKLY PERFORMANCE														
W	DATE	OPPONENT	P/S	RECEIVING				ATT	RUSHING			TD	W/L	SCORE
				NO	YDS	LG	TD		YDS	LG	TD			
01	09/10	JAGUARS	P	0	0	0	0	0	0	0	0	0	L	7-29
02	09/14	at Bengals	S	2	10	8	0	0	0	0	0	0	W	13-9
03	09/24	at Patriots	P	1	15	15	0	0	0	0	0	0	L	33-36
04	10/01	TITANS					INACTIVE						W	57-14
05	10/08	CHIEFS					INACTIVE						L	34-42
06	10/15	BROWNS	P	2	-5	1t	1	0	0	0	0	0	W	33-17
08	10/29	at Seahawks	P	0	0	0	0	0	0	0	0	0	L	38-41
09	11/05	COLTS					INACTIVE						L	14-20
10	11/12	at Rams	P	0	0	0	0	1	1	1	0	L	7-33	
11	11/19	CARDINALS	P	2	14	11	0	0	0	0	0	0	W	31-21
12	11/27	at Ravens	S	5	43	19	0	0	0	0	0	0	L	16-23
13	12/03	at Titans	P	4	71	57	0	0	0	0	0	0	L	13-24
14	12/10	49ERS					INACTIVE						L	16-26
15	12/17	at Jaguars					INACTIVE						L	7-45
16	12/25	STEELERS	P	1	5	5	0	0	0	0	0	0	L	6-34
17	12/31	at Colts	S	2	9	5	0	0	0	0	0	0	L	13-22
2017 TOTALS			11-3	19	162	57	1	1	1	1	0	4-12		

# VETERAN BIOS

## 2017 GAME-BY-GAME REGULAR SEASON STATISTICS (TEXANS)

W	DATE	OPPONENT	P/S	KICKOFF RETURNS					PUNT RETURNS					TD	W/L	SCORE
				RET	YDS	AVG	LG	TD	NO	FC	YDS	AVG	LG			
01	09/10	JAGUARS	P	0	0	0.0	0	0	0	0	0	0.0	0	0	L	7-29
02	09/14	at Bengals	S	0	0	0.0	0	0	0	0	0	0.0	0	0	W	13-9
03	09/24	at Patriots	P	0	0	0.0	0	0	0	0	0	0.0	0	0	L	33-36
04	10/01	TITANS							INACTIVE						W	57-14
05	10/08	CHIEFS							INACTIVE						L	34-42
06	10/15	BROWNS	P	0	0	0.0	0	0	0	0	0	0.0	0	0	W	33-17
08	10/29	at Seahawks	P	0	0	0.0	0	0	0	0	0	0.0	0	0	L	38-41
09	11/05	COLTS							INACTIVE						L	14-20
10	11/12	at Rams	P	0	0	0.0	0	0	0	0	0	0.0	0	0	L	7-33
11	11/19	CARDINALS	P	0	0	0.0	0	0	0	0	0	0.0	0	0	W	31-21
12	11/27	at Ravens	S	0	0	0.0	0	0	0	0	0	0.0	0	0	L	16-23
13	12/03	at Titans	P	0	0	0.0	0	0	1	1	8	8.0	8	0	L	13-24
14	12/10	49ERS							INACTIVE						L	16-26
15	12/17	at Jaguars							INACTIVE						L	7-45
16	12/25	STEELERS	P	0	0	0.0	0	0	1	2	7	7.0	7	0	L	6-34
17	12/31	at Colts	S	0	0	0.0	0	0	1	2	-3	-3.0	-3	0	L	13-22
2017 TOTALS			11-3	0	0	0.0	0	0	3	5	12	4.0	8	0	4-12	





# LAMAR MILLER

**RUNNING BACK**

**5-10 | 220 | MIAMI (FLA.)**

**HOMETOWN: MIAMI, FLA. | AGE: 27**

**7TH NFL SEASON | 3RD WITH TEXANS | ACQUIRED: UFA-'16 (MIA)**

**2017 GP/GS: 16/13 | CAREER GP/GS (POST): 91/75 (2/2)**

**TEAMS: MIA 2012-15; HOU 2016-17**



**26**

**TRANSACTIONS:** Selected by the Miami Dolphins with the second pick in the fourth round (97th overall) of the 2012 NFL Draft...Signed by the Houston Texans as an unrestricted free agent on March 10, 2016.

## CAREER:

- ✦ Ranks second in the AFC and fifth in the NFL with 3,932 rushing yards over the past four seasons (2014-17)
- ✦ Fifth among all NFL running backs in scrimmage yards over the past four seasons (2014-17) with a total of 5,119 (3,932 rushing yards and 1,187 receiving yards)
- ✦ In his first season with the Texans in 2016, became just the fourth player in franchise history to rush for 1,000 yards in a season and made his NFL postseason debut
- ✦ Became the fourth player in Texans history to score a rushing and receiving touchdown in the same game vs. Indianapolis (10/16/16)
- ✦ Played in 67 consecutive games from 2012-16 and started 56 consecutive games from 2013-16
- ✦ Had a 54-yard touchdown reception and an 85-yard touchdown run - both in the second quarter vs. Houston on (10/25/15), becoming the second player in NFL history with an 85-plus yard touchdown run and 50-plus yard touchdown catch in a single game (RB Chris Johnson) and the only player to accomplish the feat in a single quarter
- ✦ Has 10 career 100-yard rushing games

## 2017 (Houston 16/13):

- ✦ Led the Texans in rushing with 888 yards on 238 carries (3.73 avg.) and had 327 receiving yards on 36 receptions (9.1 avg.) Also scored three rushing touchdowns and a single-season career-high three receiving touchdowns, making him the third player in franchise history to produce three rushing and three receiving touchdowns in a season
- ✦ Tied for the NFL lead with 14 games producing 55-or-more scrimmage yards
- ✦ One of eight players in the NFL with 880-or-more rushing yards and 320-or-more receiving yards
- ✦ Joined WR Antonio Brown, WR Julio Jones and RB Frank Gore as the only players to gain 1,200-or-more yards from scrimmage in each of the last four seasons
- ✦ Led the team with 96 yards of total offense in the season opener vs. Jacksonville (9/10)
- ✦ Notched 61 rushing yards and 26 receiving yards to produce 85-or-more yards of offense for the second consecutive week at Cincinnati (9/14)
- ✦ Recorded 56 rushing yards and had 60-or-more yards of offense for the third consecutive game at New England (9/24)

- ✦ Turned a season-high 19 carries into a season-high 75 rushing yards and one touchdown vs. Tennessee (10/1). Miller also added four receptions for 56 yards and a touchdown to produce 131 yards of total offense
- ✦ Started his fifth-straight game and rushed for 74 yards on 15 carries vs. Kansas City (10/8)
- ✦ Rushed for 41 yards and added 40 receiving yards vs. Cleveland (10/15). Passed 1,000 career carries in the game
- ✦ Tallied 54 rushing yards, one rushing touchdown, 19 receiving yards and one receiving touchdown at Seattle (10/29). This marked Miller's second time this season producing a game with a rushing and receiving touchdown and he joins Arian Foster as the only player to do so three times as a Texan
- ✦ Totaled 57 rushing yards on 10 carries and caught three passes for 34 yards vs. Indianapolis (11/5). Extended his streak of 60-or-more scrimmage yards to every game this season and 10 consecutive
- ✦ Produced 74 yards of offense (60 rushing, 14 receiving) on 12 touches at the Los Angeles Rams (11/12)
- ✦ Finished with 61 rushing yards and four receptions for 22 yards and one touchdown vs. Arizona (11/19). Recorded 51 rushing yards and one touchdown on 17 carries while catching one pass for seven yards at Baltimore (11/27)
- ✦ Rushed for a team-high 53 yards and added two receptions for seven yards vs. San Francisco (12/10). Passed Alfred Blue (477) for the third-most rushing attempts in franchise history, passed Steve Slaton (1,832) for the fourth-most rushing yards in franchise history

## 2016 (Houston 14/14, 2/2):

- ✦ Finished 10th in the NFL in rushing yards (1,073), 19th in scrimmage yards (1,261) and 24th in first downs (61)
- ✦ Started his first game as a Texan and rushed for 106 yards on a career-high 28 attempts, averaging 3.8 yards per carry. Also caught four passes for 11 yards vs. Chicago (9/11)
- ✦ Finished with 83 rushing yards on 25 carries and 14 receiving yards on two receptions vs. Kansas City (9/18)
- ✦ Set career highs for rushing attempts in a quarter (10 in first quarter) and half (16 in first half), and totaled 21 carries for 80 yards at New England (9/22) in Week 3
- ✦ Rushed for 82 yards on 19 attempts (season-high 4.3 avg.) and caught three passes for 26 yards vs. Tennessee (10/2) in Week 4
- ✦ Rushed for a touchdown and a season-high 149 yards on 24 carries, averaging 6.2 yards per attempt. Also caught three passes for 29 yards and a touchdown vs. Indianapolis (10/16) in Week 6
- ✦ Recorded a rushing and receiving touchdown in the same game

for the second time in his career and first since Week 7 of 2015, vs. Indianapolis (10/16) in Week 6

- ✦ Totaled 61 yards on 11 attempts (5.6 avg.), including a season-long 25-yard run, at Denver (10/24) in Week 7
- ✦ Rushed 17 times for 56 yards and a touchdown, while catching two passes for seven yards vs. Detroit (10/30) in Week 8
- ✦ Totaled 83 rushing yards on 15 carries (5.5 avg.), including a season-long 45-yard run, at Jacksonville (11/13) in Week 10
- ✦ Registered his third 100-yard performance of the season with 104 rushing yards on 24 attempts (4.3 avg.) and scored on a one-yard touchdown run in the third quarter at Oakland (11/21) in Week 11
- ✦ Surpassed his previous career high of 216 carries in a season (2014) at Green Bay (12/4)
- ✦ Posted 107 rushing yards on 21 attempts (5.1 avg.) and scored a touchdown at Indianapolis (12/11) in Week 14
- ✦ Rushed for 63 yards and the game-winning touchdown on 22 carries and added two receptions for 26 yards for a total of 89 scrimmage yards vs. Jacksonville (12/18) in Week 15
- ✦ Inactive for Week 16 vs. Cincinnati (12/24) with an injury
- ✦ In his first career postseason game, led the team with 73 rushing yards and a touchdown on 31 carries, which was the second-most carries in Texans postseason history, vs. Oakland (1/7/17) in the AFC Wild Card round
- ✦ Logged 89 scrimmage yards with 73 rushing yards and 16 receiving yards at New England (1/14/17) in the AFC Divisional round

## 2015 (Miami 16/16):

- ✦ Started all 16 games
- ✦ Recorded 194 carries for 872 yards (4.5 avg.) and eight touchdowns
- ✦ Added 47 receptions for 397 yards (8.4 avg.) and two receiving touchdowns
- ✦ Totaled 100 yards for the first time on the year with a 19-carry, 113-yard performance and a touchdown at Tennessee (10/18)
- ✦ Named FedEx Ground Player of the Week as he rushed for 175 yards on 14 carries (12.5 avg.) and one touchdown while catching three passes for 61 yards (20.3) and a 54-yard receiving touchdown in win vs. Houston (10/25)
- ✦ Scored twice and totaled 44 rushing yards on 12 carries (3.7 avg.) at Buffalo (11/8)
- ✦ Totaled 20 carries for 113 yards (5.7 avg.) in win vs. Baltimore (12/6)
- ✦ Rushed for 89 yards on 12 carries (7.4 avg.) and two scores vs. N.Y. Giants (12/14)

## 2014 (Miami 16/16):

- ✦ Led the Dolphins in with 216 carries for 1,099 yards (5.09 avg.) and eight touchdowns in 16 games
- ✦ Added 38 catches for 275 yards and one touchdown
- ✦ Led the Dolphins in rushing on 14 occasions during the season
- ✦ Became the first Dolphins player to eclipse the 1,000-yard rushing mark since RB Reggie Bush in 2011 and posted the eighth-highest single-season total in Miami history
- ✦ His 1,099 yards were 10th in the NFL and fifth in AFC
- ✦ His eight rushing touchdowns were tied for eighth in the NFL and tied for second in the AFC
- ✦ His 5.09 average per carry was fifth in the NFL and second in the AFC overall and second in the NFL and AFC among running backs
- ✦ Rushed 11 times for 59 yards and added four receptions for 19 yards and one touchdown, the first touchdown reception of his career, vs. New England (9/7)

- ✦ Rushed for 108 yards vs. Kansas City (9/21)
- ✦ Carried the ball 12 times for 64 yards with two rushing touchdowns at Oakland in London (9/28), which marked the first multi-rushing touchdown game of his career
- ✦ Rushed 14 times for 53 yards and one touchdown vs. Green Bay (10/12)
- ✦ Rushed for 61 yards on 18 carries and one touchdown at Chicago (10/19), which marked the third consecutive game he scored a rushing touchdown
- ✦ Closed the season by rushing 19 times for a career-high 178 yards and one touchdown vs. N.Y. Jets (12/28)
- ✦ It was the sixth-highest single-game rushing total in the NFL and the fifth-most in the AFC in 2014
- ✦ In addition, his 9.37 yards per rush (19-178) against the N.Y. Jets was the highest single-game average in the NFL in 2014 among all running backs with a minimum of 15 carries
- ✦ Recorded a 97-yard touchdown run in the third quarter vs. the N.Y. Jets (12/28), which was tied for the third-longest run in NFL history, behind the 98-yard run by RB Ahman Green of Green Bay in 2003 and RB Tony Dorsett's 99-yard run for the Dallas Cowboys in 1982

## 2013 (Miami 16/15):

- ✦ Played in all 16 games with 15 starts
- ✦ Led the Dolphins in rushing with 177 carries for 709 yards and two touchdowns
- ✦ Added 26 catches for 170 yards
- ✦ Led the team in rushing on 11 occasions
- ✦ Led the Dolphins in rushing with 14 carries for 69 yards and one touchdown, coming on a 10-yard run, and added two catches for six yards at Indianapolis (9/15)
- ✦ Led the Dolphins in rushing with eight carries for 62 yards, including a season-long 49-yard run vs. Atlanta (9/22)
- ✦ Had 11 carries for 62 yards and one touchdown and added one catch for six yards at New Orleans (9/30)
- ✦ Posted nine carries for 43 yards, including a 30-yard run, vs. Buffalo (10/20)
- ✦ Recorded 18 carries for 89 yards and added three catches for 23 yards at New England (10/27)
- ✦ Posted 16 carries for 105 yards, including a 41-yard run, and added four catches for 24 yards vs. Cincinnati (10/31)
- ✦ It marked the first 100-yard rushing performance of his NFL career
- ✦ Gained 72 yards on 22 carries and added one catch for 13 yards at N.Y. Jets (12/1)
- ✦ Had 15 carries for 61 yards vs. New England (12/15)
- ✦ Led the team with 17 carries for 73 yards and added one catch for four yards vs. N.Y. Jets (12/29)

## 2012 (Miami 13/1):

- ✦ Played in 14 games with one start as a rookie
- ✦ Was inactive for two games
- ✦ Recorded 51 carries for 250 yards and one touchdown
- ✦ Added six receptions for 45 yards
- ✦ Made NFL debut in a reserve role vs. Oakland (9/16) and had ten carries for 65 yards and one touchdown
- ✦ His touchdown came on a 15-yard run in the fourth quarter, the first touchdown of his career
- ✦ It was the first time a Dolphins rookie had a rushing touchdown since Ronnie Brown in 2005
- ✦ His first NFL carry came on a five-yard run in the first quarter
- ✦ Registered nine carries for 48 yards, including a 22-yard run, vs. N.Y. Jets (9/23)
- ✦ Had three carries for 12 yards and added two catches for 13

## VETERAN BIOS

yards, the first two receptions of his NFL career, vs. Tennessee (11/11)

- Made the first start of his NFL career at San Francisco (12/9)
- Led the Dolphins in rushing with ten carries for season-high 73 yards, including a long run of 28 yards, vs. Buffalo (12/23)

### COLLEGE:

- Two-year letterman (2010-11) and one-year starter at the University of Miami (Fla.) after redshirting the 2009 campaign
- Played in 23 career games with 13 starts
- Recorded 335 carries for 1,918 yards (5.7 avg.) with 15 touchdowns
- Caught 28 passes for 181 yards (6.5 avg.) and one score
- Added 15 kickoff returns for 376 yards (25.1 avg.) and a touchdown and three punt returns for 16 yards (5.3 avg.)
- Ran for more than 100 yards nine times during his career
- Started 12 games as a redshirt sophomore in 2011
- Named as a first-team All-Atlantic Coast Conference selection
- Rushed for 1,272 yards on 227 carries (5.6 avg.) and nine touchdowns
- Became the first Miami running back since Willis McGahee in 2002 to rush for more than 1,000 yards in a season
- It was the third-best single-season rushing total in program history, behind Willis McGahee (1,753 yards in 2002) and Edgerrin James (1,416 in 1998)
- Added 17 receptions for 85 yards (5.0 avg.) and a score
- Also returned seven kickoffs for 162 yards (23.4 avg.)
- Was the only back in country with a rush of 40 yards or more

through each of the first four games of the season

- Rushed for 100-plus yards in each of first five games of season
- Played in 11 games with one start as a redshirt freshman in 2010
- Recorded 108 carries for 646 yards (6.0 avg.) and six touchdowns
- Added 11 receptions for 96 yards (8.7 avg.)
- Had eight kickoff returns for 214 yards (26.8 avg.) and a touchdown
- Was twice named ACC Rookie of the Week
- Majored in liberal arts

### PERSONAL:

- Attended Miami (Fla.) Killian High School
- Named first-team all-state recognition as a senior
- Led Miami-Dade in rushing with 217 carries for 1,749 yards and 22 touchdowns
- Earned second-team all-state honors as a junior
- Amassed 154 carries for 1,126 yards with 12 scores
- Also lettered in basketball and track and field
- Held a summer job while in high school at what was then called the Miami MetroZoo (it became Zoo Miami in the summer of 2010)
- Grew up a fan of the Miami Hurricanes
- Worked with local schools in team's bowling, Dave & Buster's, mini-golf and go-karting events
- Participated in the Miami Dolphins Foundation's Fins Weekend events
- Walked in support of WalkAbout Autism event at Sun Life Stadium

### LAMAR MILLER - NFL REGULAR SEASON STATISTICS

DATE TEAM	GP	GS	RUSHING					RECEIVING				
			NO.	YDS.	AVG.	LG	TD	NO.	YDS	AVG	LG	TD
2012 Dolphins	13	1	51	250	4.9	28	1	6	45	7.5	12	0
2013 Dolphins	16	15	177	709	4.0	49	2	26	170	6.5	22	0
2014 Dolphins	16	16	216	1,099	5.1	97t	8	38	275	7.2	20	1
2015 Dolphins	16	16	194	872	4.5	85t	8	47	397	8.4	54t	2
2016 Texans	14	14	268	1,073	4.0	45	5	31	188	6.1	16	1
2017 Texans	16	13	238	888	3.7	21	3	36	327	9.1	32	3
<b>NFL TOTALS</b>	<b>91</b>	<b>75</b>	<b>1144</b>	<b>4,891</b>	<b>4.3</b>	<b>97t</b>	<b>27</b>	<b>184</b>	<b>1,402</b>	<b>7.6</b>	<b>54t</b>	<b>7</b>

### LAMAR MILLER - NFL POSTSEASON STATISTICS

DATE TEAM	GP	GS	RUSHING					RECEIVING				
			NO.	YDS.	AVG.	LG	TD	NO.	YDS	AVG	LG	TD
2016 Texans	2	2	50	147	2.9	19	1	4	15	3.8	6	0
<b>NFL TOTALS</b>	<b>2</b>	<b>2</b>	<b>50</b>	<b>147</b>	<b>2.9</b>	<b>19</b>	<b>1</b>	<b>4</b>	<b>15</b>	<b>3.8</b>	<b>6</b>	<b>0</b>

### SINGLE-GAME HIGHS: RUSHING/RECEIVING

**Rush Attempts** 28 vs. Chicago Bears, Sep 11, 2016  
**Rushing Yards** 178 vs. New York Jets, Dec 28, 2014  
**Longest Runs** 97t vs. New York Jets, Dec 28, 2014  
**Rushing TDs** 2 vs. New York Giants, Dec 14, 2015  
 ...2 more at 2.  
**Receptions** 7 at Buffalo Bills, Nov 08, 2015

**Receiving Yards** 97 at Buffalo Bills, Nov 08, 2015  
**Longest Receptions** 54t vs. Houston Texans, Oct 25, 2015  
**Receiving TDs** 1 vs. Arizona Cardinals, Nov 19, 2017  
 ...6 more at 1.  
**All-purpose yards** 236 vs. Houston Texans, Oct 25, 2015  
**Most TDs** 2 at Seattle Seahawks, Oct 29, 2017  
 ...6 more at 2.



# VETERAN BIOS

## SINGLE-GAME HIGHS - POSTSEASON: RUSHING/RECEIVING

<b>Rush Attempts</b>	31 vs. Oakland Raiders, Jan 07, 2017	<b>Receiving Yards</b>	15 at New England Patriots, Jan 14, 2017
<b>Rushing Yards</b>	74 at New England Patriots, Jan 14, 2017	<b>Longest Receptions</b>	6 at New England Patriots, Jan 14, 2017
<b>Longest Runs</b>	19 vs. Oakland Raiders, Jan 07, 2017	<b>All-purpose yards</b>	89 at New England Patriots, Jan 14, 2017
<b>Rushing TDs</b>	1 vs. Oakland Raiders, Jan 07, 2017	<b>Most TDs</b>	1 vs. Oakland Raiders, Jan 07, 2017
<b>Receptions</b>	4 at New England Patriots, Jan 14, 2017		

## 100-YARD RUSHING GAMES (10): REGULAR SEASON

DATE	TEAM	ATT.	YDS.	AVG.	LG	TD
10/31/13	BENGALS	16	105	6.6	41	0
09/21/14	CHIEFS	15	108	7.2	24	0
12/28/14	JETS	19	178	9.4	97t	1
10/18/15	at Titans	19	113	5.9	22	1
10/25/15	TEXANS	14	175	12.5	85t	1
12/06/15	RAVENS	20	113	5.7	22	0
09/11/16	BEARS	28	106	3.8	12	0
10/16/16	COLTS	24	149	6.2	23	1
11/21/16	at Raiders	24	104	4.3	33	1
12/11/16	at Colts	21	107	5.1	20	1

## 2017 GAME-BY-GAME REGULAR SEASON STATISTICS (TEXANS)

2017 GAME BY GAME REGULAR SEASON STATISTICS (TEXAS)

W	DATE	OPPONENT	P/S	RUSHING				RECEIVING				W/L	SCORE
				ATT	YDS	LG	TD	NO	YDS	LG	TD		
01	09/10	JAGUARS	S	17	65	8	0	2	31	26	0	L	7-29
02	09/14	at Bengals	S	18	61	19	0	3	26	12	0	W	13-9
03	09/24	at Patriots	S	14	56	12	0	1	7	7	0	L	33-36
04	10/01	TITANS	S	19	75	9	1	4	56	32	1	W	57-14
05	10/08	CHIEFS	S	15	74	18	0	2	15	12	0	L	34-42
06	10/15	BROWNS	S	15	41	14	0	3	40	26	0	W	33-17
08	10/29	at Seahawks	S	21	54	13	1	3	19	9	1	L	38-41
09	11/05	COLTS	S	10	57	14	0	3	34	19	0	L	14-20
10	11/12	at Rams	P	11	60	21	0	1	14	14	0	L	7-33
11	11/19	CARDINALS	S	22	61	13	0	4	22	8	1	W	31-21
12	11/27	at Ravens	S	17	51	17	1	1	7	7	0	L	16-23
13	12/03	at Titans	P	15	56	12	0	4	38	11	0	L	13-24
14	12/10	49ERS	S	17	53	11	0	2	7	8	0	L	16-26
15	12/17	at Jaguars	S	9	32	11	0	2	1	1	0	L	7-45
16	12/25	STEELERS	P	10	55	16	0	1	10	10	0	L	6-34
17	12/31	at Colts	S	8	37	16	0	0	0	0	0	L	13-22
2017 TOTALS			16-13	238	888	21	3	36	327	32	3	4-12	



# COREY MOORE

SAFETY

6-2 | 200 | GEORGIA

HOMETOWN: GRIFFIN, GA. | AGE: 25

3RD NFL SEASON | 3RD WITH TEXANS | ACQUIRED: CFA-'15

2017 GP/GS: 14/3 | CAREER GP/GS (POST): 31/11 (3/1)

TEAMS: HOU 2015-17



43

**TRANSACTIONS:** Signed by the Houston Texans as a college free agent on May 11, 2015...Waived by the Texans on Sept. 5, 2015...Signed to the Texans practice squad on Sept. 8, 2015...Signed to the Texans active roster on Dec. 29, 2015...Re-signed with the Texans on March 15, 2018.

## 2017 (Houston 14/3):

- Tallied 21 total tackles (15 solo), one pass defended and one tackle for loss in 14 games
- Started and recorded four total tackles in the season opener vs. Jacksonville (9/10)
- Recorded two defensive tackles, one special teams tackle and one pass defended vs. Indianapolis (11/5)
- Tied a season-high with three solo tackles at the Los Angeles Rams (11/12)
- Tied a season-high with three solo tackles at Jacksonville (12/17)
- Produced two defensive tackles, one special teams tackle and his first career tackle for loss vs. Pittsburgh (12/25)
- Placed on the Reserve/Injured list on Dec. 27

## 2016 (Houston 16/8, 2/1):

- Appeared in all 16 games and made eight starts, tallying 23 total tackles and three passes defended
- Also recorded nine special teams tackles, which ranked fourth on the team
- Saw his most significant action on defense and registered the first two total tackles (one solo) of his career at Minnesota (10/9)
- Made the first start of his career and notched a career-high four total tackles (two solo) vs. Indianapolis (10/16) in Week 6
- Started at Denver (10/24) in Week 7 and recorded two total tackles (one solo)
- Made a third consecutive start and finished with three solo tackles and the first two passes defended of his career vs. Detroit (10/30) in Week 8
- Recorded one solo tackle, a pass defended and a special teams tackle at Oakland (11/21) in Week 11
- Started his first game since Week 8 and matched a career high with four solo tackles and contributed with one special teams tackle at Green Bay (12/4) in Week 13
- Notched three solo tackles and a pair of special teams tackles in his seventh start of the season vs. Cincinnati (12/24)
- Logged three total tackles and made two special teams tackles at Tennessee (1/1/17) in Week 17

- Became the second safety and the sixth player in Texans history to record an interception in a postseason game when he picked off Raiders QB Connor Cook vs. Oakland (1/7/17) in the AFC Wild Card round
- Led the team with seven total tackles and added one pass defended at New England (1/14/17) in the AFC Divisional round

## 2015 (Houston 1/0, 1/0):

- Signed to the Texans active roster on Dec. 29 after spending all season on the practice squad
- Made his NFL debut vs. Jacksonville (1/3/16) and had one special teams tackle

## COLLEGE:

- Played four seasons (2011-14) at the University of Georgia in Athens, Ga.
- Saw action in 12 games and made six starts in 2014, compiling 26 total tackles (20 solo)
- Recorded two career interceptions
- Appeared in 12 games (seven starts) in 2013, finishing with 35 total tackles
- Recipient of the Erskine "Erk" Russell Football Scholarship (2011-13)
- Appeared in 14 games making one start (on offense) in 2012, and had 14 total tackles, including one for a loss
- Appeared in 12 games in 2011

## PERSONAL:

- Attended Griffin (Ga.) High School and was coached by Steve Devoursney
- Majored in communication studies at Georgia
- 2010 Army All-America Team
- 2010 PrepStar Top 150 Dream Team
- SuperPrep All-America and All-Dixie teams
- ESPN.com four-star prospect, No. 15 DB nationally
- 2010 Atlanta Journal Constitution Top 50
- 2010 Georgia Athletic Coaches Association North-South All-Star Team
- 2010 Griffin Daily News All-Area ATH
- Backup quarterback as a senior
- Also lettered in basketball and track
- Born Jan. 28, 1993

# VETERAN BIOS

## COREY MOORE - NFL REGULAR SEASON STATISTICS

		TACKLES										INTERCEPTIONS						FUMBLES			ST					MISC	
DATE	TEAM	GP	GS	TK	S	A	TFL	YDS	SK	YDS	QBH	NO	YDS	LG	TD	PD	FF	FR	YDS	TK	S	A	FF	FR	S	A	
2015	Texans	1	0	0	0	0	0	0	0.0	0.0	0	0	0	0	0	0	0	0	0	0	1	1	0	0	0	0	0
2016	Texans	16	8	23	18	5	0	0	0.0	0.0	0	0	0	0	0	3	0	0	0	9	7	2	0	0	0	0	0
2017	Texans	14	3	21	15	6	1	2	0.0	0.0	0	0	0	0	0	1	0	0	0	6	5	1	0	0	0	0	0
NFL TOTALS		31	11	44	33	11	1	2	0.0	0.0	0	0	0	0	0	4	0	0	0	16	13	3	0	0	0	0	0

## COREY MOORE - NFL POSTSEASON STATISTICS

		TACKLES										INTERCEPTIONS						FUMBLES			ST						MISC		
DATE	TEAM	GP	GS	TK	S	A	TFL	YDS	SK	YDS	QBH	NO	YDS	LG	TD	PD	FF	FR	YDS	TK	S	A	FF	FR	S	A			
2015	Texans	1	0	0	0	0	0	0	0.0	0.0	0	0	0	0	0	0	0	0	0	0	0	0	0	0	0	0			
2016	Texans	2	1	7	6	1	0	0	0.0	0.0	0	1	20	20	0	3	0	0	0	0	2	2	0	0	0	0			
NFL TOTALS		3	1	7	6	1	0	0	0.0	0.0	0	1	20	20	0	3	0	0	0	0	2	2	0	0	0	0			

## SINGLE-GAME HIGHS: DEFENSIVE

**Total Tackles** 4 vs. Jacksonville Jaguars, Sep 10, 2017  
...1 more at 4.

**Passes Defensed** 2 vs. Detroit Lions, Oct 30, 2016

**Tackles For Loss**  
**Special Teams Tackles**

1 vs. Pittsburgh Steelers, Dec 25, 2017  
2 at Seattle Seahawks, Oct 29, 2017  
...2 more at 2.

## SINGLE-GAME HIGHS - POSTSEASON: DEFENSIVE

**Total Tackles** 7 at New England Patriots, Jan 14, 2017  
**Passes Defensed** 2 vs. Oakland Raiders, Jan 07, 2017  
**Interceptions** 1 vs. Oakland Raiders, Jan 07, 2017

**Interception Return Yards**  
**Special Teams Tackles**

20 vs. Oakland Raiders, Jan 07, 2017  
1 at New England Patriots, Jan 14, 2017  
...1 more at 1.

## 2017 GAME-BY-GAME REGULAR SEASON STATISTICS (TEXANS)

				TACKLES							INTERCEPTIONS					FUMBLES			ST					MISC					
W	DATE	OPPONENT		TK	S	A	SK	YDS	TFL	YDS	QBH	NO	YDS	LG	TD	PD	FF	FR	YDS	TK	S	A	FF	FR	S	A	W/L	SCORE	
01	09/10	JAGUARS	S	4	3	1	0.0	0.0	0	0	0	0	0	0	0	0	0	0	0	0	0	0	0	0	0	0	L	7-29	
02	09/14	at Bengals	S	3	1	2	0.0	0.0	0	0	0	0	0	0	0	0	0	0	0	0	0	0	0	0	0	0	W	13-9	
03	09/24	at Patriots	S	2	2	0	0.0	0.0	0	0	0	0	0	0	0	0	0	0	0	0	0	0	0	0	0	0	L	33-36	
04	10/01	TITANS	P	1	0	1	0.0	0.0	0	0	0	0	0	0	0	0	0	0	0	0	0	0	0	0	0	0	W	57-14	
05	10/08	CHIEFS	P	0	0	0	0.0	0.0	0	0	0	0	0	0	0	0	0	0	0	0	1	1	0	0	0	0	L	34-42	
06	10/15	BROWNS		INACTIVE																								W	33-17
08	10/29	at Seahawks	P	0	0	0	0.0	0.0	0	0	0	0	0	0	0	0	0	0	0	0	2	2	0	0	0	0	L	38-41	
09	11/05	COLTS	P	2	1	1	0.0	0.0	0	0	0	0	0	0	0	0	1	0	0	0	1	0	1	0	0	0	L	14-20	
10	11/12	at Rams	P	3	3	0	0.0	0.0	0	0	0	0	0	0	0	0	0	0	0	0	0	0	0	0	0	0	L	7-33	
11	11/19	CARDINALS	P	0	0	0	0.0	0.0	0	0	0	0	0	0	0	0	0	0	0	0	0	0	0	0	0	0	W	31-21	
12	11/27	at Ravens	P	0	0	0	0.0	0.0	0	0	0	0	0	0	0	0	0	0	0	0	0	0	0	0	0	0	L	16-23	
13	12/03	at Titans	P	0	0	0	0.0	0.0	0	0	0	0	0	0	0	0	0	0	0	0	0	0	0	0	0	0	L	13-24	
14	12/10	49ERS	P	1	0	1	0.0	0.0	0	0	0	0	0	0	0	0	0	0	0	0	1	1	0	0	0	0	L	16-26	
15	12/17	at Jaguars	P	3	3	0	0.0	0.0	0	0	0	0	0	0	0	0	0	0	0	0	0	0	0	0	0	0	L	7-45	
16	12/25	STEELERS	P	2	2	0	0.0	0.0	1	2	0	0	0	0	0	0	0	0	0	0	1	1	0	0	0	0	L	6-34	
17	12/31	at Colts		INJURED RESERVE																								L	13-22
2017 TOTALS				14-3	21	15	6	0.0	0.0	1	2	0	0	0	0	0	1	0	0	0	6	5	1	0	0	0	0	4-12	





# STEPHEN MORRIS

QUARTERBACK

6-2 | 220 | MIAMI

HOMETOWN: MIAMI, FLA. | AGE: 25

1ST NFL SEASON | 1ST WITH TEXANS | ACQUIRED: W-'18 (SEA)

CAREER GP/GS: 0/0

TEAMS: JAX 2014; IND 2015-17; PHI 2015; HOU 2018



6

**TRANSACTIONS:** Signed by the Jacksonville Jaguars as a college free agent on May 12, 2014...Waived by the Jaguars on Aug. 29, 2014...Signed to the Jaguars practice squad on Sept. 1, 2014...Signed to the Jaguars active roster on Dec. 17, 2014...Waived by the Jaguars on Sept. 4, 2015...Claimed off waivers by the Philadelphia Eagles on Sept. 6, 2015...Waived by the Eagles on Sept. 21, 2015...Signed to the Eagles practice squad on Sept. 23, 2015...Signed to the Indianapolis Colts active roster on Dec. 24, 2015...Waived by the Colts on Sept. 7, 2016...Signed to the Colts practice squad on Sept. 9, 2016...Signed to the Colts active roster on Nov. 23, 2016...Waived by the Colts on Dec. 1, 2016...Signed to the Colts practice squad on Dec. 2, 2016...Signed by the Colts on Jan. 2, 2017...Waived by the Colts on Sept. 3, 2017...Signed by the Washington Redskins on Jan. 2, 2018...Waived by the Redskins on April 9, 2018...Signed by the Seattle Seahawks on April 13, 2018...Waived by the Seahawks on May 11, 2018...Claimed off waivers by the Houston Texans on May 14, 2018.

## 2016 (Indianapolis 0/0):

- Spent Weeks 1-11 and 13-17 as a member of the Colts practice squad
- Active but did not play vs. Pittsburgh (11/24) in Week 12

## 2015 (Philadelphia 0/0; Indianapolis 0/0):

- Inactive Weeks 1-2

- Spent Weeks 3-15 as a member of the Eagles practice squad
- Active but did not play at Miami (12/27) in Week 16
- Inactive vs. Tennessee (1/3/16) in Week 17

## 2014 (Jacksonville 0/0):

- Spent Weeks 1-15 as a member of the Jaguars practice squad
- Active but did not play vs. Tennessee (12/18) in Week 16
- Inactive at Houston (12/28) in Week 17

## COLLEGE:

- Played four seasons (2010-13) at the University of Miami (Fla.)
- Completed 551-of-955 career passes for 7,896 yards and 49 touchdowns in 36 career games (30 starts) for the Hurricanes
- Started 25 straight games to end his collegiate career, throwing for more than 3,000 yards in each of his final two seasons
- Only the second quarterback in program history to record multiple 3,000-yard seasons
- Named a third-team All-ACC selection as a senior in 2013

## PERSONAL:

- Completed 96-of-179 passes for 1,531 yards and 22 touchdowns as a senior at Monsignor Edward Pace High School
- Threw for more than 3,500 yards in his high school career and was named second-team All-Miami-Dade by the *Miami Herald* as a junior

### STEPHEN MORRIS - NFL REGULAR SEASON PASSING STATISTICS

DATE TEAM	GP	GS	ATT.	CMP.	PCT.	YDS	AVG.	TD	INT.	LG	SK	LST	RATE
2014 Jaguars	0	0	0	0	0.0	0	0.0	0	0	0	0	0	0.0
2015 Eagles	0	0	0	0	0.0	0	0.0	0	0	0	0	0	0.0
2015 Colts	0	0	0	0	0.0	0	0.0	0	0	0	0	0	0.0
2016 Colts	0	0	0	0	0.0	0	0.0	0	0	0	0	0	0.0
<b>TOTALS</b>	<b>0</b>	<b>0</b>	<b>0</b>	<b>0</b>	<b>0.0</b>	<b>0</b>	<b>0.0</b>	<b>0</b>	<b>0</b>	<b>0</b>	<b>0</b>	<b>0</b>	<b>0.0</b>

### STEPHEN MORRIS - NFL REGULAR SEASON RUSHING STATISTICS

DATE TEAM	NO.	YDS.	AVG.	LG	TD
2014 Jaguars	0	0	0.0	0	0
2015 Eagles	0	0	0.0	0	0
2015 Colts	0	0	0.0	0	0
2016 Colts	0	0	0.0	0	0
<b>TOTALS</b>	<b>0</b>	<b>0</b>	<b>0.0</b>	<b>0</b>	<b>0</b>



# BRIAN PETERS

INSIDE LINEBACKER

6-4 | 240 | NORTHWESTERN

HOMETOWN: PICKERINGTON, OHIO | AGE: 29

4TH NFL SEASON | 4TH WITH TEXANS | ACQUIRED: FA-'15

2017 GP/GS: 16/0 | CAREER GP/GS (POST): 40/0 (3/0)

TEAMS: HOU 2015-17; MIN 2015



52

**TRANSACTIONS:** Signed by the Minnesota Vikings on Feb. 23, 2015...Waived by the Vikings on Sept. 5, 2015...Signed to the Vikings practice squad on Sept. 6, 2015...Signed by the Houston Texans to the active roster on Sept. 30, 2015...Re-signed by the Texans on March 15, 2018.

## CAREER:

- Broke into the NFL with Minnesota in 2015 before joining the Texans later in the season
- Developed into a key special teams player whose 17 special teams tackles in 2015 led the Texans and tied for the top total in the league
- Played one season with the Arena Football League's Iowa Barnstormers (2012) before spending two seasons with the Canadian Football League's Saskatchewan Roughriders (2013-14)
- Won the 101st Grey Cup with the Roughriders following the 2013 season. Recorded five special teams tackles in the game
- Just the fifth player in CFL history, and first Rider, to lead team in tackles and special teams tackles in the same season

## 2017 (Houston 16/0):

- Ranked second on the team with nine special teams tackles
- Recorded a career-high eight total tackles on defense (five solo) in 16 games
- Matched his career high with one defensive tackle and added a special teams stop vs. Jacksonville (9/10)
- Recorded two special teams tackles vs. Cleveland (10/15)
- Produced his first solo tackle of the season and added a pair of special teams tackles at the Los Angeles Rams (11/12)
- Finished with a single-game career-high four total tackles at Baltimore (11/27)
- Notched one solo tackle at Tennessee (12/3)
- Recorded one defensive and one special teams tackle at Indianapolis (12/31)

## 2016 (Houston 12/0, 2/0):

- Finished third on the team with 10 special teams tackles

- Notched two special teams tackles vs. Kansas City (9/18)
- Inactive for Weeks 6-10 with an injury
- Logged the first tackle and tackle for loss of his career when he brought down Titans RB Derrick Henry for a two-yard loss in the fourth quarter at Tennessee (11/17) in Week 17
- Registered two special teams tackles vs. Oakland (1/7/17) in the AFC Wild Card round

## 2015 (Houston 12/0, 1/0):

- Led the team and ranked tied for first in the NFL with 17 special teams tackles
- Signed by the Texans to their active roster on Sept. 30
- Made his NFL debut on special teams at Atlanta (10/4) and had one special teams tackle
- Made a special teams tackle vs. Indianapolis (10/8)
- Inactive in Week 6 at Jacksonville (10/18)
- Led the team with three special teams tackles, including two solo stops vs. N.Y. Jets (11/22)

## COLLEGE:

- Played four seasons (2008-11) as a safety at Northwestern University in Evanston, Ill. after redshirting the 2007 campaign
- Started 34-of-52 career games played with the Wildcats, including the last 26 in succession
- Snagged 12 interceptions over his four-year career, including five as a senior in 2011
- Earned his degree in Learning and Organizational Change in 2011 from NU
- Went on to earn a master of arts in sports marketing and public relations

## PERSONAL:

- Attended Pickerington (Ohio) Central High School
- Son of Jeff and Carla
- Father wrestled collegiately at Miami (Ohio) University
- Worked with Special Olympics in high school
- Awarded Riders Outstanding Community Service Award in 2014 for his service in the community including hospital visits and a blood drive, in addition to the Habitat for Humanity efforts

# VETERAN BIOS

## BRIAN PETERS - NFL REGULAR SEASON STATISTICS

		TACKLES										INTERCEPTIONS						FUMBLES			ST					MISC	
DATE	TEAM	GP	GS	TK	S	A	TFL	YDS	SK	YDS	QBH	NO	YDS	LG	TD	PD	FF	FR	YDS	TK	S	A	FF	FR	S	A	
2015	Vikings	0	0	0	0	0	0	0	0.0	0.0	0	0	0	0	0	0	0	0	0	0	0	0	0	0	0	0	
2015	Texans	12	0	0	0	0	0	0	0.0	0.0	0	0	0	0	0	0	0	0	0	17	11	6	0	0	0	0	
2016	Texans	12	0	1	1	0	1	2	0.0	0.0	0	0	0	0	0	0	0	0	0	10	6	4	0	0	0	0	
2017	Texans	16	0	8	5	3	0	0	0.0	0.0	0	0	0	0	0	0	0	0	0	9	7	2	0	0	0	0	
NFL TOTALS		40	0	9	6	3	1	2	0.0	0.0	0	0	0	0	0	0	0	0	0	36	24	12	0	0	0	0	

## BRIAN PETERS - NFL POSTSEASON STATISTICS

		TACKLES										INTERCEPTIONS						FUMBLES			ST						MISC	
DATE	TEAM	GP	GS	TK	S	A	TFL	YDS	SK	YDS	QBH	NO	YDS	LG	TD	PD	FF	FR	YDS	TK	S	A	FF	FR	S	A		
2015	Texans	1	0	0	0	0	0	0	0.0	0.0	0	0	0	0	0	0	0	0	0	0	1	0	1	0	0	0	0	
2016	Texans	2	0	0	0	0	0	0	0.0	0.0	0	0	0	0	0	0	0	0	0	0	2	2	0	0	0	0	0	
NFL TOTALS		3	0	0	0	0	0	0	0.0	0.0	0	0	0	0	0	0	0	0	0	0	3	2	1	0	0	0	0	

## SINGLE-GAME HIGHS: DEFENSIVE

**Total Tackles** 4 at Baltimore Ravens, Nov 27, 2017  
**Tackles For Loss** 1 at Tennessee Titans, Jan 01, 2017

**Special Teams Tackles**

4 vs. New England Patriots, Dec 13, 2015

## SINGLE-GAME HIGHS - POSTSEASON: DEFENSIVE

**Special Teams Tackles**

2 vs. Oakland Raiders, Jan 07, 2017

## 2017 GAME-BY-GAME REGULAR SEASON STATISTICS (TEXANS)

W DATE	OPPONENT	P	TACKLES						INTERCEPTIONS						FUMBLES			ST						MISC		W/L	SCORE
			TK	S	A	SK	YDS	TFL	YDS	QBH	NO	YDS	LG	TD	PD	FF	FR	YDS	TK	S	A	FF	FR	S	A		
01 09/10	JAGUARS	P	1	0	1	0.0	0.0	0	0	0	0	0	0	0	0	0	0	0	1	0	1	0	0	0	0	L	7-29
02 09/14	at Bengals	P	0	0	0	0.0	0.0	0	0	0	0	0	0	0	0	0	0	0	1	1	0	0	0	0	0	W	13-9
03 09/24	at Patriots	P	0	0	0	0.0	0.0	0	0	0	0	0	0	0	0	0	0	0	0	0	0	0	0	0	0	L	33-36
04 10/01	TITANS	P	0	0	0	0.0	0.0	0	0	0	0	0	0	0	0	0	0	0	0	0	0	0	0	0	0	W	57-14
05 10/08	CHIEFS	P	0	0	0	0.0	0.0	0	0	0	0	0	0	0	0	0	0	0	0	0	0	0	0	0	0	L	34-42
06 10/15	BROWNS	P	0	0	0	0.0	0.0	0	0	0	0	0	0	0	0	0	0	0	2	2	0	0	0	0	0	W	33-17
08 10/29	at Seahawks	P	0	0	0	0.0	0.0	0	0	0	0	0	0	0	0	0	0	0	0	0	0	0	0	0	0	L	38-41
09 11/05	COLTS	P	0	0	0	0.0	0.0	0	0	0	0	0	0	0	0	0	0	0	0	0	0	0	0	0	0	L	14-20
10 11/12	at Rams	P	1	1	0	0.0	0.0	0	0	0	0	0	0	0	0	0	0	0	2	2	0	0	0	0	0	L	7-33
11 11/19	CARDINALS	P	0	0	0	0.0	0.0	0	0	0	0	0	0	0	0	0	0	0	1	1	0	0	0	0	0	W	31-21
12 11/27	at Ravens	P	4	2	2	0.0	0.0	0	0	0	0	0	0	0	0	0	0	0	0	0	0	0	0	0	0	L	16-23
13 12/03	at Titans	P	1	1	0	0.0	0.0	0	0	0	0	0	0	0	0	0	0	0	0	0	0	0	0	0	0	L	13-24
14 12/10	49ERS	P	0	0	0	0.0	0.0	0	0	0	0	0	0	0	0	0	0	0	1	0	1	0	0	0	0	L	16-26
15 12/17	at Jaguars	P	0	0	0	0.0	0.0	0	0	0	0	0	0	0	0	0	0	0	0	0	0	0	0	0	0	L	7-45
16 12/25	STEELERS	P	0	0	0	0.0	0.0	0	0	0	0	0	0	0	0	0	0	0	0	0	0	0	0	0	0	L	6-34
17 12/31	at Colts	P	1	1	0	0.0	0.0	0	0	0	0	0	0	0	0	0	0	0	1	1	0	0	0	0	0	L	13-22
<b>2017 TOTALS</b>			<b>16-0</b>	<b>8</b>	<b>5</b>	<b>3</b>	<b>0.0</b>	<b>0.0</b>	<b>0</b>	<b>0</b>	<b>0</b>	<b>0</b>	<b>0</b>	<b>0</b>	<b>0</b>	<b>0</b>	<b>0</b>	<b>0</b>	<b>9</b>	<b>7</b>	<b>2</b>	<b>0</b>	<b>0</b>	<b>0</b>	<b>0</b>	<b>4-12</b>	





# TROYMAINE POPE

**RUNNING BACK**

**5-9 | 205 | JACKSONVILLE STATE**

**HOMETOWN: ANNISTON, ALA. | AGE: 24**

**2ND NFL SEASON | 1ST WITH TEXANS | ACQUIRED: FA-'17**

**CAREER GP/GS: 4/0**

**TEAMS: NYJ 2016; SEA 2016; HOU 2017; IND 2017**



**33**

**TRANSACTIONS:** Signed by the Seattle Seahawks as a college free agent on Aug. 6, 2016...Waived by Seahawks on Sept. 3, 2016...Claimed off waivers by the New York Jets on Sept. 4, 2016...Waived by the Jets on Nov. 1, 2016...Signed to the Seahawks practice squad on Nov. 4, 2016...Signed to the Seahawks active roster on Nov. 16, 2016...Waived by the Seahawks on May 31, 2017...Signed by the Indianapolis Colts on June 15, 2017...Waived by the Colts on Sept. 2, 2017...Signed to the Colts practice squad on Sept. 26, 2017...Released by the Colts on Sept. 29, 2017...Signed to the Houston Texans practice squad on Nov. 22, 2017...Signed by the Texans on Jan. 2, 2018

## 2017 (Houston 0/0):

- ✎ Signed to the Texans practice squad on Nov. 22
- ✎ Spent Weeks 12-17 on the Texans practice squad

## 2016 (New York Jets 1/0; Seattle 3/0):

- ✎ Made his NFL debut for the Jets and recorded one carry vs. Baltimore on 10/23
- ✎ Notched career-highs with eight carries for 28 yards, including an 18-yard run, for Seattle vs. Carolina on 12/4

- ✎ Finished his rookie campaign with 12 carries for 44 yards, a 3.7 yards per carry average, two rushes over 10 yards and one reception for five yards

## COLLEGE:

- ✎ Played four seasons (2012-15) at Jacksonville State University in Jacksonville, Ala.
- ✎ Played in 41 career games and registered 530 carries for 3,381 yards and 34 touchdowns
- ✎ Tallied 1,788 rushing yards for an average of 119.2 rushing yards per game and 19 total touchdowns as a senior in 2015

## PERSONAL:

- ✎ Attended and played at Anniston High School in Anniston, Ala.
- ✎ Rushed for 2,539 yards and 31 touchdowns as a senior while leading his team to the state semifinals
- ✎ Named the Class 4A Back of the Year by the Alabama Sports Writers Association and finished third in the voting for Mr. Football as a senior
- ✎ Named The Anniston Star Player of the Week five times as a senior

## TROYMAINE POPE - NFL REGULAR SEASON STATISTICS

DATE TEAM	GP	GS	RUSHING					RECEIVING				
			NO.	YDS.	AVG.	LG	TD	NO.	YDS	AVG	LG	TD
2016 Jets	1	0	1	1	1.0	1	0	0	0	0.0	0	0
2016 Seahawks	3	0	11	43	3.9	18	0	1	5	5.0	5	0
2017 Colts	0	0	0	0	0.0	0	0	0	0	0.0	0	0
2017 Texans	0	0	0	0	0.0	0	0	0	0	0.0	0	0
<b>NFL TOTALS</b>	<b>4</b>	<b>0</b>	<b>12</b>	<b>44</b>	<b>3.7</b>	<b>18</b>	<b>0</b>	<b>1</b>	<b>5</b>	<b>5.0</b>	<b>5</b>	<b>0</b>

## SINGLE-GAME HIGHS: RUSHING/RECEIVING

**Rush Attempts** 8 vs. Carolina Panthers, Dec 04, 2016  
**Rushing Yards** 28 vs. Carolina Panthers, Dec 04, 2016  
**Longest Runs** 18 vs. Carolina Panthers, Dec 04, 2016  
**Receptions** 1 vs. Carolina Panthers, Dec 04, 2016


**Receiving Yards** 5 vs. Carolina Panthers, Dec 04, 2016  
**Longest Receptions** 5 vs. Carolina Panthers, Dec 04, 2016  
**All-purpose yards** 33 vs. Carolina Panthers, Dec 04, 2016

# VETERAN BIOS

## 2017 GAME-BY-GAME REGULAR SEASON STATISTICS (COLTS/TEXANS)

W	DATE	OPPONENT P/S	RUSHING				RECEIVING				TD	W/L	SCORE
			ATT	YDS	LG	TD	NO	YDS	LG	TD			
01	09/10	at Rams				NOT ON ROSTER						L	9-46
02	09/17	CARDINALS				NOT ON ROSTER						L	13-16+
03	09/24	BROWNS				NOT ON ROSTER						W	31-28
04	10/01	at Seahawks				NOT ON ROSTER						L	18-46
05	10/08	49ERS				NOT ON ROSTER						W	26-23+
06	10/16	at Titans				NOT ON ROSTER						L	22-36
07	10/22	JAGUARS				NOT ON ROSTER						L	0-27
08	10/29	at Bengals				NOT ON ROSTER						L	23-24
09	11/05	at Texans				NOT ON ROSTER						W	20-14
10	11/12	STEELERS				NOT ON ROSTER						L	17-20
Went from <b>Colts</b> to <b>Texans</b> .													
12	11/27	at Ravens				PRACTICE SQUAD						L	16-23
13	12/03	at Titans				PRACTICE SQUAD						L	13-24
14	12/10	49ERS				PRACTICE SQUAD						L	16-26
15	12/17	at Jaguars				PRACTICE SQUAD						L	7-45
16	12/25	STEELERS				PRACTICE SQUAD						L	6-34
17	12/31	at Colts				PRACTICE SQUAD						L	13-22
<b>2017 TOTALS</b>			<b>0-0</b>	<b>0</b>	<b>0</b>	<b>0</b>	<b>0</b>	<b>0</b>	<b>0</b>	<b>0</b>	<b>0</b>	<b>0 3-13</b>	

+ - Overtime



# JAY PROSCH

FULLBACK

6-1 | 255 | AUBURN

HOMETOWN: MOBILE, ALA. | AGE: 25

5TH NFL SEASON | 5TH WITH TEXANS | ACQUIRED: D6C-'14

2017 GP/GS: 16/5 | CAREER GP/GS (POST): 63/13 (3/0)

TEAMS: HOU 2014-17



45

**TRANSACTIONS:** Selected by the Houston Texans with the 35th pick in the sixth round (211th overall) of 2014 NFL Draft...Re-signed by the Texans on Sept. 1, 2017.

## CAREER:

- Played in 47 consecutive games to start his career

## 2017 (Houston 16/5):

- Started his first game of the season at New England (9/24)
- Recorded his first special teams tackle of the season vs. Kansas City (10/8)
- Recorded one reception for 18 yards to produce his first yards from scrimmage of the season vs. Cleveland (10/15)
- Started his second game of the season and recorded his second reception of the season vs. Indianapolis (11/5)
- Caught one pass for nine yards at Indianapolis (12/31)

## 2016 (Houston 15/1, 2/0):

- Recorded one carry for two yards in the season opener at Chicago (9/11)
- Rushed once for no gain and hauled in his first reception since 2014, a six-yard gain, vs. Tennessee (10/2) in Week 4
- Notched a special teams tackle vs. Indianapolis (10/16)
- Contributed with a special teams tackle at Denver (10/24)
- Made his first start of the season and recorded his first career kickoff return in the second quarter for a gain of 10 yards vs. Detroit (10/30) in Week 8
- On a 4th-and-1 from the Houston 44-yard line, converted the first down with a two-yard rush in the third quarter at Oakland (11/21) in Week 11
- Carried once for five yards and logged one special teams tackle vs. Cincinnati (12/24) in Week 16
- Inactive for Week 17 at Tennessee (1/1/17) with an injury
- Rushed once for one yard to convert a 3rd-and-1 vs. Oakland (1/7/17) in the AFC Wild Card round

## 2015 (Houston 16/2, 1/0):

- Recorded his first career rushing attempt, which went for four yards and a first down on 3rd-and-1 in the first quarter at Carolina (9/20)
- Totaled 24 yards on three carries (8.0 avg.) vs. Tampa Bay (9/27)

- Registered a 16-yard rush in the fourth quarter, a career-long vs. Tampa Bay (9/27)

## 2014 (Houston 16/5):

- Started five games and played in all 16 in his rookie season. Also had three special teams tackles
- Started in his NFL debut against Washington (9/7) in Week 1
- Started at the N.Y. Giants (9/21) in Week 3
- Made his first career catch for 24 yards vs. Buffalo (9/28) in Week 4
- Made his first career special teams tackle in Week 8 at Tennessee (10/26)
- Had a special teams tackle vs. Tennessee (11/30) in Week 13
- Started and had a special teams tackle at Jacksonville (12/7) in Week 14

## COLLEGE:

- Played two seasons (2012-13) at Auburn (Ala.) University after transferring from the University of Illinois in Champaign, Ill., where he played the 2010 and 2011 campaigns
- Started 30-of-51 games in his career
- Credited with 55 touchdown-resulting blocks
- Blocked for nation's number one rushing offense (328.3 yards per game) in 2013
- Began his collegiate career as a linebacker and made the switch to offense in 2010

## PERSONAL:

- Attended UMS-Wright Preparatory School in Mobile, Ala., where he played football for Head Coach Terry Curtis
- Earned All-State Class 4A honors as an offensive lineman his junior campaign
- Helped the Bulldogs capture the AHSAA state championship in 2008
- Named first-team Class All-State at linebacker by the Alabama Sports Writers Association as a senior
- Selected as the Mobile Optimist Club Player of the Year in 2009
- Recorded 199 total tackles (114 solos) with 16 tackles for loss, five pass breakups and a sack in his career
- Recipient of the Football Writers Association of America Courage Award
- Joined Auburn after obtaining an NCAA waiver to transfer from Illinois as his mother was battling brain cancer



# VETERAN BIOS

## JAY PROSCH - NFL REGULAR SEASON STATISTICS

DATE	TEAM	GP	GS	RUSHING					RECEIVING				
				NO.	YDS.	AVG.	LG	TD	NO.	YDS	AVG	LG	TD
2014	Texans	16	5	0	0	0.0	0	0	1	24	24.0	24	0
2015	Texans	16	2	6	33	5.5	16	0	0	0	0.0	0	0
2016	Texans	15	1	4	9	2.3	5	0	1	6	6.0	6	0
2017	Texans	16	5	0	0	0.0	0	0	4	31	7.8	18	0
NFL TOTALS		63	13	10	42	4.2	16	0	6	61	10.2	24	0

## JAY PROSCH - NFL POSTSEASON STATISTICS

DATE	TEAM	GP	GS	RUSHING					RECEIVING				
				NO.	YDS.	AVG.	LG	TD	NO.	YDS	AVG	LG	TD
2015	Texans	1	0	1	2	2.0	2	0	0	0	0.0	0	0
2016	Texans	2	0	1	1	1.0	1	0	0	0	0.0	0	0
NFL TOTALS		3	0	2	3	1.5	2	0	0	0	0.0	0	0

## SINGLE-GAME HIGHS: RUSHING/RECEIVING

<b>Rush Attempts</b>	3 vs. Tampa Bay Buccaneers, Sep 27, 2015	<b>All-purpose yards</b>	24 vs. Tampa Bay Buccaneers, Sep 27, 2015
<b>Rushing Yards</b>	24 vs. Tampa Bay Buccaneers, Sep 27, 2015		...1 more at 24.
<b>Longest Runs</b>	16 vs. Tampa Bay Buccaneers, Sep 27, 2015	<b>Kickoff Returns</b>	1 vs. Detroit Lions, Oct 30, 2016
<b>Receptions</b>	1 at Indianapolis Colts, Dec 31, 2017	<b>Kickoff Return Yards</b>	10 vs. Detroit Lions, Oct 30, 2016
	...5 more at 1.	<b>Longest Kickoff Return</b>	10 vs. Detroit Lions, Oct 30, 2016
<b>Receiving Yards</b>	24 vs. Buffalo Bills, Sep 28, 2014	<b>Special Teams Tackles</b>	1 at Denver Broncos, Oct 24, 2016
<b>Longest Receptions</b>	24 vs. Buffalo Bills, Sep 28, 2014		...8 more at 1.

## SINGLE-GAME HIGHS - POSTSEASON: RUSHING/RECEIVING

<b>Rush Attempts</b>	1 vs. Oakland Raiders, Jan 07, 2017	<b>Longest Runs</b>	2 vs. Kansas City Chiefs, Jan 09, 2016
	...1 more at 1.	<b>All-purpose yards</b>	2 vs. Kansas City Chiefs, Jan 09, 2016
<b>Rushing Yards</b>	2 vs. Kansas City Chiefs, Jan 09, 2016		

## 2017 GAME-BY-GAME REGULAR SEASON STATISTICS (TEXANS)

W	DATE	OPPONENT	P/S	RUSHING					RECEIVING					W/L	SCORE
				ATT	YDS	LG	TD		NO	YDS	LG	TD			
01	09/10	JAGUARS	P	0	0	0	0		0	0	0	0	L	7-29	
02	09/14	at Bengals	P	0	0	0	0		0	0	0	0	W	13-9	
03	09/24	at Patriots	S	0	0	0	0		0	0	0	0	L	33-36	
04	10/01	TITANS	P	0	0	0	0		0	0	0	0	W	57-14	
05	10/08	CHIEFS	P	0	0	0	0		0	0	0	0	L	34-42	
06	10/15	BROWNS	P	0	0	0	0		1	18	18	0	W	33-17	
08	10/29	at Seahawks	P	0	0	0	0		0	0	0	0	L	38-41	
09	11/05	COLTS	S	0	0	0	0		1	1	1	0	L	14-20	
10	11/12	at Rams	S	0	0	0	0		0	0	0	0	L	7-33	
11	11/19	CARDINALS	P	0	0	0	0		0	0	0	0	W	31-21	
12	11/27	at Ravens	S	0	0	0	0		0	0	0	0	L	16-23	
13	12/03	at Titans	P	0	0	0	0		0	0	0	0	L	13-24	
14	12/10	49ERS	P	0	0	0	0		0	0	0	0	L	16-26	
15	12/17	at Jaguars	P	0	0	0	0		1	3	3	0	L	7-45	
16	12/25	STEELERS	S	0	0	0	0		0	0	0	0	L	6-34	
17	12/31	at Colts	P	0	0	0	0		1	9	9	0	L	13-22	
2017 TOTALS		16-5		0	0	0	0		4	31	18	0	4-12		



# MYCOLE PRUITT

TIGHT END

6-2 | 245 | SOUTHERN ILLINOIS

HOMETOWN: SOUTH BEND, IND. | AGE: 26

2ND NFL SEASON | 1ST WITH TEXANS | ACQUIRED: FA-'17

2017 GP/GS: 1/0 | CAREER GP/GS (POST): 21/3 (1/1)

TEAMS: MIN 2015-16; CHI 2016; BUF 2017; HOU 2017



85

**TRANSACTIONS:** Selected with the seventh pick of the fifth round (143rd overall) by the Minnesota Vikings in the 2015 NFL Draft...Waived by the Vikings on Nov. 8, 2016...Signed to the Vikings practice squad on Nov. 10, 2016...Signed to the Chicago Bears active roster on Dec. 13, 2016...Waived by the Bears on Sept. 2, 2017...Signed to the Buffalo Bills practice squad on Sept. 4, 2017...Waived from the Bills practice squad on Sept. 14, 2017...Signed to the Houston Texans practice squad on Sept. 16, 2017...Signed to the Texans active roster on Dec. 5, 2017.

## 2017 (Houston 1/0):

- ✦ Made his Texans debut vs. San Francisco (12/10)
- ✦ Placed on the Reserve/Injured list on Dec. 19

## 2016 (Minnesota 2/0; Chicago 2/0):

- ✦ Caught one pass for a seven-yard gain as a member of the Vikings against the New York Giants (10/3)
- ✦ Recorded one reception for six yards in the season finale as a member of the Chicago Bears at the Vikings (1/1)

## 2015 (Minnesota 16/3):

- ✦ Played in all 16 games as a rookie and logged three starts
- ✦ Tied a career-high two receptions for a career-high 36 receiving yards at Arizona (12/10)
- ✦ Finished his first season with 10 receptions for 189 yards

## COLLEGE:

- ✦ Played four seasons (2011-14) at Southern Illinois University in Carbondale, Ill.
- ✦ Named the best tight end in the history of the Missouri Valley Football Conference as part of the conference's 30-year anniversary
- ✦ Finished his career as the Missouri Valley Football Conference's all-time leader in career receptions (211), receiving yards (2,601) and receiving touchdowns (25) among tight ends
- ✦ Named a consensus First-Team All-American following the 2013 and 2014 seasons
- ✦ Twice named the CFP's FCS Tight End of the Year (2013, 2014)
- ✦ Holds the Southern Illinois career record for receptions with 221
- ✦ Holds the Southern Illinois single-season record for receptions with 81

## PERSONAL:

- ✦ Attended Kirkwood High School in Kirkwood, Mo.
- ✦ Named all-conference three times as a defensive end and as a tight end as a senior
- ✦ Played volleyball, track and field and basketball in high school, leading his basketball team to a 2008-09 district title

## MYCOLE PRUITT - NFL REGULAR SEASON STATISTICS

DATE TEAM	GP	GS	RECEIVING					RUSHING				
			NO.	YDS	AVG	LG	TD	NO.	YDS.	AVG.	LG	TD
2015 Vikings	16	3	10	89	8.9	32	0	0	0	0.0	0	0
2016 Vikings	2	0	1	7	7.0	7	0	0	0	0.0	0	0
2016 Bears	2	0	1	6	6.0	6	0	0	0	0.0	0	0
2017 Bills	0	0	0	0	0.0	0	0	0	0	0.0	0	0
2017 Texans	1	0	0	0	0.0	0	0	0	0	0.0	0	0
<b>NFL TOTALS</b>	<b>21</b>	<b>3</b>	<b>12</b>	<b>102</b>	<b>8.5</b>	<b>32</b>	<b>0</b>	<b>0</b>	<b>0</b>	<b>0.0</b>	<b>0</b>	<b>0</b>

## MYCOLE PRUITT - NFL POSTSEASON STATISTICS

DATE TEAM	GP	GS	RECEIVING					RUSHING				
			NO.	YDS	AVG	LG	TD	NO.	YDS.	AVG.	LG	TD
2015 Vikings	1	1	2	22	11.0	18	0	0	0	0.0	0	0
<b>NFL TOTALS</b>	<b>1</b>	<b>1</b>	<b>2</b>	<b>22</b>	<b>11.0</b>	<b>18</b>	<b>0</b>	<b>0</b>	<b>0</b>	<b>0.0</b>	<b>0</b>	<b>0</b>

## VETERAN BIOS

### SINGLE-GAME HIGHS: RUSHING/RECEIVING

<b>Receptions</b>	2 at Arizona Cardinals, Dec 10, 2015 ...2 more at 2.	<b>Kickoff Returns</b>	1 at Oakland Raiders, Nov 15, 2015
<b>Receiving Yards</b>	36 at Arizona Cardinals, Dec 10, 2015	<b>Kickoff Return Yards</b>	12 at Oakland Raiders, Nov 15, 2015
<b>Longest Receptions</b>	32 at Arizona Cardinals, Dec 10, 2015	<b>Longest Kickoff Return</b>	12 at Oakland Raiders, Nov 15, 2015
<b>All-purpose yards</b>	36 at Arizona Cardinals, Dec 10, 2015	<b>Special Teams Tackles</b>	1 at Minnesota Vikings, Jan 01, 2017 ...1 more at 1.

### SINGLE-GAME HIGHS - POSTSEASON: RUSHING/RECEIVING

<b>Receptions</b>	2 vs. Seattle Seahawks, Jan 10, 2016	<b>Longest Receptions</b>	18 vs. Seattle Seahawks, Jan 10, 2016
<b>Receiving Yards</b>	22 vs. Seattle Seahawks, Jan 10, 2016	<b>All-purpose yards</b>	22 vs. Seattle Seahawks, Jan 10, 2016

## 2017 GAME-BY-GAME REGULAR SEASON STATISTICS (BILLS/TEXANS)

[illegible]





# DAVID QUESSENBERY

GUARD

6-5 | 305 | SAN JOSE STATE

HOMETOWN: ENCINITAS, CALIF. | AGE: 27

1ST NFL SEASON | 1ST WITH TEXANS | ACQUIRED: D6A-'13

2017 GP/GS: 2/0 | CAREER GP/GS: 2/0

TEAMS: HOU 2013-17



77

**TRANSACTIONS:** Selected by the Houston Texans with the eighth pick in the sixth round (176th overall) of the 2013 NFL Draft...Waived by the Texans on Sept. 2, 2017...Signed to the Texans practice squad on Sept. 3, 2017...Signed to the Texans active roster on Dec. 19, 2017.

## 2017 (Houston 2/0):

- Named the winner of the Professional Football Writers of America's (PFWA) 2017 George Halas Award, which is given to a player, coach or staff member in the NFL who overcomes adversity to succeed
- Following a three-year battle with non-Hodgkin's lymphoma, returned to the practice field for the first time on May 22
- Made his NFL debut three years after being diagnosed with lymphoma and spending the past three seasons on the Reserve/Non-Football Illness list and served as a team captain vs. Pittsburgh (12/25)
- Served as an extra tackle and on special teams at Indianapolis (12/31)

## 2016 (Houston 0/0, 0/0):

- Placed on the Reserve/Non-Football Illness list on May 31

## 2015 (Houston 0/0, 0/0):

- Placed on the Reserve/Non-Football Illness list on Sept. 1

## 2014 (Houston 0/0):

- Placed on the Reserve/Non-Football Illness list on Aug. 25

## 2013 (Houston 0/0):

- Inactive at San Diego (9/9)
- Placed on the Reserve/Injured list on Sept. 10

## COLLEGE:

- Played four seasons (2009-12) at San Jose (Calif.) State University after redshirting the 2008 campaign
- Played in 49 games, starting the final 37 contests he appeared in at left tackle
- In 2013, he became the first San Jose State offensive lineman to play in the Senior Bowl, earning that invitation after he recorded 242 knockdowns and 32 touchdown-resulting blocks, along with posting a pair of solo tackles
- Member of The NFL Draft Report's All-America third-team and also received Super Sleeper Team (most underrated players at

each position) accolades as a senior

- The league's coaches named him an All-Western Athletic Conference first-team pick in 2012
- One of three finalists for the 2012 Burlsworth Trophy honoring the top Football Bowl Subdivision player that began his career as a non-scholarship player
- Started 12 games at left offensive tackle as a senior
- Went head-to-head vs. his younger brother, Paul Quessenberry, an outside linebacker for Navy, in the Spartans' 12-0 win against the Midshipmen, as David delivered nine knockdowns for a unit that gained 388 yards
- Started all 12 games at left offensive tackle, earning second-team All-WAC honors as a junior
- Took over left tackle duties as a sophomore, starting all 13 games, in addition to performing on special teams as a punt protector and lineman on kick-scoring tries
- Placed on scholarship prior to the beginning of his sophomore season, he produced six touchdown-resulting blocks for a struggling running corps that scored just seven times
- Walked on as a freshman and played in all 12 games as a reserve offensive tackle and extra tight end, seeing most of his action on special teams
- Redshirted as a true freshman after joining the team as a walk-on
- Graduated from San Jose State in December 2012 with a degree in history

## PERSONAL:

- Was diagnosed with non-Hodgkin's lymphoma in June 2014
- Attended La Costa Canyon High School in Carlsbad, Calif., where he played for Head Coach Darren Brown
- Paul Quessenberry, David's younger brother, played defensive end and linebacker for Navy
- Youngest brother, Scott, was an offensive lineman at UCLA and currently plays for the Los Angeles Chargers
- Father, David Sr., graduated from the Naval Academy in 1980 and played football for the Midshipmen
- His father spent 30 years in the service, the final 22 as a Navy Reserve, and retired as a captain in 2010
- Also lettered in lacrosse
- As a junior, the 6-3, 190-pound offensive lineman helped the Mavericks compile a 9-3 record
- The following season, he grew two inches and added 35 pounds to his frame, as the team managed a 7-4 mark

# VETERAN BIOS

## DAVID QUESSENBERRY - NFL REGULAR SEASON STATISTICS

### DATE TEAM GP GS

2013	Texans	0	0
2014	Texans	0	0
2015	Texans	0	0
2016	Texans	0	0
2017	Texans	2	0

**NFL TOTALS 2 0**

## 2017 GAME-BY-GAME REGULAR SEASON STATISTICS (TEXANS)

W	DATE	OPPONENT	P/S	W/L	SCORE
01	09/10	JAGUARS		L	7-29
02	09/14	at Bengals		W	13-9
03	09/24	at Patriots		L	33-36
04	10/01	TITANS		W	57-14
05	10/08	CHIEFS		L	34-42
06	10/15	BROWNS		W	33-17
08	10/29	at Seahawks		L	38-41
09	11/05	COLTS		L	14-20
10	11/12	at Rams		L	7-33
11	11/19	CARDINALS		W	31-21
12	11/27	at Ravens		L	16-23
13	12/03	at Titans		L	13-24
14	12/10	49ERS		L	16-26
15	12/17	at Jaguars		L	7-45
16	12/25	STEELERS	P	L	6-34
17	12/31	at Colts	P	L	13-22
<b>2017 TOTALS</b>		<b>2-0</b>		<b>4-12</b>	



# D.J. READER

NOSE TACKLE

6-3 | 335 | CLEMSON

HOMETOWN: GREENSBORO, N.C. | AGE: 24

3RD NFL SEASON | 3RD WITH TEXANS | ACQUIRED: D5B-'16

2017 GP/GS: 14/14 | CAREER GP/GS (POST): 30/21 (2/2)

TEAMS: HOU 2016-17



98

**TRANSACTIONS:** Selected by the Houston Texans with the 27th pick in the fifth round (166th overall) of the 2016 NFL Draft.

## 2017 (Houston 14/14):

- Set single-season career highs in total tackles (47), solo tackles (23), quarterback hits (six), tackles for loss (three) and games started (14)
- Also tied his single-season career high in sacks with 1.0 despite missing Weeks 16-17
- Finished tied for seventh on the team in total tackles and ranked second among all NFL nose tackles in 2017
- Started at nose tackle and made five total tackles in the season opener vs. Jacksonville (9/10)
- Recorded five total tackles and his first sack of the season vs. Cleveland (10/15)
- Started his seventh straight game and produced a career-high six tackles at Seattle (10/29)
- Started at defensive end and notched five total tackles vs. Indianapolis (11/5)
- Tied a career high with four solo tackles and had five total at Baltimore (11/27)
- Placed on the Reserve/Injured list on Dec. 19

## 2016 (Houston 16/7, 2/2):

- Logged the fifth-most starts by a rookie defensive lineman in franchise history and most since DE J.J. Watt (16) in 2011
- Made his NFL debut and recorded a tackle in the season opener vs. Chicago (9/11)
- Tallied two total tackles (one solo) at New England (9/22) in Week 3
- Matched a season high with two total tackles (one solo) vs. Indianapolis (10/16) in Week 6
- Made his first career start and notched his first career tackle for loss vs. Detroit (10/30) in Week 8
- Started a second consecutive game and logged his first career sack when he brought down Jaguars QB Blake Bortles for an eight-yard loss in the fourth quarter at Jacksonville (11/13) in Week 10
- Recorded the first pass defensed of his career and added two total tackles (one solo) at Tennessee (1/1/17) in Week 17
- Became the third rookie in franchise history to record a sack in the postseason, joining OLB Brooks Reed and DE J.J. Watt, when he brought down Raiders QB Connor Cook for a six-yard

loss in the first quarter vs. Oakland (1/7/17) in the AFC Wild Card round

- Notched two total tackles at New England (1/14/17) in the AFC Divisional round

## COLLEGE:

- Played four seasons (2012-15) at Clemson (S.C.) University
- Longtime backup at defensive tackle who found his way into the starting lineup as a senior
- Finished career with 145 total tackles, nine tackles for loss, 5.0 sacks and 24 quarterback pressures in 1,087 snaps over 46 games (10 starts) in his career
- Became the second Tiger to letter on top-25 football and baseball teams in one academic year (2012-13) since 1994-95 (Kyle Parker (2009-10) is the other)
- Voted a team co-captain for the 2015 campaign
- Posted four tackles in the CFP National Championship Game vs. Alabama, earning a share of defensive player of the game honors from coaches along with Kevin Dodd
- Participated in the 2016 Senior Bowl
- Played and roomed with Texans DE Carlos Watkins at Clemson

## PERSONAL:

- Attended Grimsley High School in Greensboro, N.C.
- SuperPrep All-American
- Had 50 total tackles, seven tackles for loss and 5.0 sacks as a senior
- Starting center on the basketball squad
- Standout baseball player (right-handed pitcher and designated hitter) who has been clocked in the 90s
- All-conference in baseball as a sophomore, junior and senior
- All-region in baseball as a junior and senior
- Team MVP in baseball as a junior and senior
- Batted .529 as junior
- Lettered four times in football, four times in baseball and four times in basketball
- Coached by Damon Coiro at Grimsley High School
- Recruited by Robbie Caldwell
- His mother, Felicia, played softball at North Carolina A&T from 1985-88
- His uncle, Glenn Ford, played football at Tennessee from 1978-80
- Graduated with a degree in communication studies in December 2015



# VETERAN BIOS

## D.J. READER - NFL REGULAR SEASON STATISTICS

DATE TEAM	GP	GS	TK	S	A	TACKLES					QBH	INTERCEPTIONS					FUMBLES			ST					MISC	
						TFL	YDS	SK	YDS	NO		YDS	LG	TD	PD	FF	FR	YDS	TK	S	A	FF	FR	S	A	
2016 Texans	16	7	22	7	15	2	8	1.0	8.0	2	0	0	0	0	1	0	0	0	0	0	0	0	0	0	0	0
2017 Texans	14	14	47	23	24	3	3	1.0	2.0	6	0	0	0	0	0	0	0	0	0	0	0	0	0	0	0	0
NFL TOTALS	30	21	69	30	39	5	11	2.0	10.0	8	0	0	0	0	1	0	0	0	0	0	0	0	0	0	0	0

## D.J. READER - NFL POSTSEASON STATISTICS

DATE TEAM	GP	GS	TK	S	A	TACKLES					QBH	INTERCEPTIONS					FUMBLES			ST					MISC		
						TFL	YDS	SK	YDS	NO		YDS	LG	TD	PD	FF	FR	YDS	TK	S	A	FF	FR	S	A		
2016 Texans	2	2	3	2	1	1	6	1.0	6.0	1	0	0	0	0	0	0	0	0	0	0	0	0	0	0	0	0	0
NFL TOTALS	2	2	3	2	1	1	6	1.0	6.0	1	0	0	0	0	0	0	0	0	0	0	0	0	0	0	0	0	0

## SINGLE-GAME HIGHS: DEFENSIVE

**Total Tackles** 6 at Seattle Seahawks, Oct 29, 2017  
**Sacks** 1.0 vs. Cleveland Browns, Oct 15, 2017  
 ...1 more at 1.0.

**Passes Defensed** 1 at Tennessee Titans, Jan 01, 2017  
**Tackles For Loss** 2 vs. Cleveland Browns, Oct 15, 2017

## SINGLE-GAME HIGHS - POSTSEASON: DEFENSIVE

**Total Tackles** 2 at New England Patriots, Jan 14, 2017  
**Sacks** 1.0 vs. Oakland Raiders, Jan 07, 2017

**Tackles For Loss** 1 vs. Oakland Raiders, Jan 07, 2017

## 2017 GAME-BY-GAME REGULAR SEASON STATISTICS (TEXANS)

				TACKLES							INTERCEPTIONS					FUMBLES				ST					MISC					
W	DATE	OPPONENT		TK	S	A	SK	YDS	TFL	YDS	QBH	NO	YDS	LG	TD	PD	FF	FR	YDS	TK	S	A	FF	FR	S	A	W/L	SCORE		
01	09/10	JAGUARS	S	5	2	3	0.0	0.0	0	0	1	0	0	0	0	0	0	0	0	0	0	0	0	0	0	0	0	L	7-29	
02	09/14	at Bengals	S	5	1	4	0.0	0.0	0	0	0	0	0	0	0	0	0	0	0	0	0	0	0	0	0	0	W	13-9		
03	09/24	at Patriots	S	3	1	2	0.0	0.0	0	0	0	0	0	0	0	0	0	0	0	0	0	0	0	0	0	0	L	33-36		
04	10/01	TITANS	S	1	1	0	0.0	0.0	0	0	0	0	0	0	0	0	0	0	0	0	0	0	0	0	0	0	W	57-14		
05	10/08	CHIEFS	S	4	2	2	0.0	0.0	0	0	0	0	0	0	0	0	0	0	0	0	0	0	0	0	0	0	L	34-42		
06	10/15	BROWNS	S	5	3	2	1.0	2.0	2	2	2	0	0	0	0	0	0	0	0	0	0	0	0	0	0	0	W	33-17		
08	10/29	at Seahawks	S	6	2	4	0.0	0.0	1	1	2	0	0	0	0	0	0	0	0	0	0	0	0	0	0	0	L	38-41		
09	11/05	COLTS	S	5	4	1	0.0	0.0	0	0	0	0	0	0	0	0	0	0	0	0	0	0	0	0	0	0	L	14-20		
10	11/12	at Rams	S	1	0	1	0.0	0.0	0	0	0	0	0	0	0	0	0	0	0	0	0	0	0	0	0	0	L	7-33		
11	11/19	CARDINALS	S	1	0	1	0.0	0.0	0	0	0	0	0	0	0	0	0	0	0	0	0	0	0	0	0	0	W	31-21		
12	11/27	at Ravens	S	5	4	1	0.0	0.0	0	0	0	0	0	0	0	0	0	0	0	0	0	0	0	0	0	0	L	16-23		
13	12/03	at Titans	S	1	0	1	0.0	0.0	0	0	1	0	0	0	0	0	0	0	0	0	0	0	0	0	0	0	L	13-24		
14	12/10	49ERS	S	3	1	2	0.0	0.0	0	0	0	0	0	0	0	0	0	0	0	0	0	0	0	0	0	0	L	16-26		
15	12/17	at Jaguars	S	2	2	0	0.0	0.0	0	0	0	0	0	0	0	0	0	0	0	0	0	0	0	0	0	0	L	7-45		
16	12/25	STEELERS		INJURED RESERVE																									L	6-34
17	12/31	at Colts		INJURED RESERVE																									L	13-22
2017 TOTALS		14-14	47	23	24	1.0	2.0	3	3	6	0	0	0	0	0	0	0	0	0	0	0	0	0	0	0	0	4-12			



# JEVONI ROBINSON

TIGHT END

6-8 | 225 | NORTH CAROLINA STATE

HOMETOWN: CHARLOTTE, N.C. | AGE: 25

1ST NFL SEASON | 1ST WITH TEXANS | ACQUIRED: FA-'17

CAREER GP/GS: 0/0

TEAMS: HOU 2017



81

**TRANSACTIONS:** Signed to the Houston Texans practice squad on Dec. 26, 2017...Signed by the Texans on Jan. 2, 2018.

## PROFESSIONAL BASKETBALL CAREER IN ITALY:

- ✦ Signed a one-year contract with Italian professional basketball team Angri Pallacanestro on Aug. 2, 2016
- ✦ Played in 12 games and averaged 16.1 points per game in his only season as a professional

## BASKETBALL CAREER AT BARRY UNIVERSITY AND NORTH CAROLINA STATE:

- ✦ Spent one season (2014-15) playing basketball at Barry University in Miami Shores, Fla.
- ✦ Appeared in 31 games at Barry and averaged 5.4 points per game, 6.8 rebounds per game, shot 58 percent from the floor and accrued a team-high 42 blocks
- ✦ Played two seasons of basketball (2012-13, 2013-14) at North Carolina State University in Raleigh, N.C.
- ✦ Played in 17 games as a forward with the Wolfpack over two seasons

## 2014-15 (Barry University 31/2):

- ✦ Appeared in 31 games with two starts, averaging 5.4 points per game, 6.8 rebounds per game, shot 58 percent from the floor and accrued a team-high 42 blocks
- ✦ Scored a season-high 12 points vs. Union (3/14/15)
- ✦ Notched a season-high 12 rebounds vs. Saint Leo (12/6/14) and

vs. Florida Southern (2/4/15)

## 2013-14 (North Carolina State 5/0):

- ✦ Played in five games on the season
- ✦ Scored two points on his only field goal attempt of the season vs. Northwestern (12/4/13)

## 2012-13 (North Carolina State 12/0):

- ✦ Appeared in 12 games on the seasons
- ✦ Produced a Division 1 career-high three points in a win over St. Bonaventure (12/22/12)
- ✦ Notched a Division 1 career-high three rebounds in a victory over Norfolk State (12/15/12)

## PERSONAL:


- ✦ Born in Jamaica and spent his youth there before attending high school for one-and-a-half years at Independence High School in Charlotte, N.C.
- ✦ Initially attended North Carolina Central University in Durham, N.C. but did not play basketball at the school
- ✦ Played one season of football as a wide receiver at Independence High School and also participated in track and field
- ✦ Spent four months working as an account representative at IMG
- ✦ Earned a bachelor's degree in business administration and management and finance from North Carolina State with a 3.45 GPA and earned a masters degree in sports management from Barry University with a 3.85 GPA

# VETERAN BIOS

## 2017 GAME-BY-GAME REGULAR SEASON STATISTICS (TEXANS)

W	DATE	OPPONENT P/S	RECEIVING				ATT	RUSHING			TD	W/L	SCORE
			NO	YDS	LG	TD		YDS	LG	TD			
01	09/10	JAGUARS				NOT ON ROSTER						L	7-29
02	09/14	at Bengals				NOT ON ROSTER						W	13-9
03	09/24	at Patriots				NOT ON ROSTER						L	33-36
04	10/01	TITANS				NOT ON ROSTER						W	57-14
05	10/08	CHIEFS				NOT ON ROSTER						L	34-42
06	10/15	BROWNS				NOT ON ROSTER						W	33-17
08	10/29	at Seahawks				NOT ON ROSTER						L	38-41
09	11/05	COLTS				NOT ON ROSTER						L	14-20
10	11/12	at Rams				NOT ON ROSTER						L	7-33
11	11/19	CARDINALS				NOT ON ROSTER						W	31-21
12	11/27	at Ravens				NOT ON ROSTER						L	16-23
13	12/03	at Titans				NOT ON ROSTER						L	13-24
14	12/10	49ERS				NOT ON ROSTER						L	16-26
15	12/17	at Jaguars				NOT ON ROSTER						L	7-45
16	12/25	STEELERS				NOT ON ROSTER						L	6-34
17	12/31	at Colts				PRACTICE SQUAD						L	13-22
2017 TOTALS			0-0	0	0	0	0	0	0	0	0	0	4-12





# BRENNAN SCARLETT

OUTSIDE LINEBACKER

6-4 | 260 | STANFORD

HOMETOWN: PORTLAND, ORE. | AGE: 24

3RD NFL SEASON | 3RD WITH TEXANS | ACQUIRED: CFA-'16

2017 GP/GS: 11/5 | CAREER GP/GS (POST): 18/5 (2/0)

TEAMS: HOU 2016-17



57

**TRANSACTIONS:** Signed by the Houston Texans as a college free agent on May 5, 2016.

## 2017 (Houston 11/5):

- Set single-season career highs in total tackles (26), sacks (2.0), passes defended (one), quarterback hits (three), tackles for loss (six), games played (11) and games started (five) despite missing the final five weeks of the season
- Ranked third on the team in tackles for loss
- Notched his first career start and produced four total tackles vs. Cleveland (10/15)
- Started his second-consecutive game and recorded the first pass defended of his career at Seattle (10/29)
- Made his third-consecutive start and posted a career-best four solo tackles with his first tackle for loss of the season vs. Indianapolis (11/5)
- Tallied four total tackles, two quarterback hits, three tackles for loss and the first two sacks of his career on the same drive at the Los Angeles Rams (11/12). He joined DE/OLB Jadeveon Clowney, ILB Benardrick McKinney and S Eddie Pleasant as the fourth Texan to record 2.0-or-more sacks in a game during the 2017 season
- Tied a career high with four total tackles and logged his second career game of multiple tackles for loss at Baltimore (11/27)
- Placed on the Reserve/Injured list on Dec. 4

## 2016 (Houston 7/0, 2/0):

- Tallied 10 total tackles (three solo) and one tackle for loss as a rookie
- Made his NFL debut and contributed with one special teams tackle vs. Kansas City (9/18)
- Saw his first action on defense and recorded one tackle at New England (9/22) in Week 3
- Tied for the team lead with a career-high two special teams tackles at Minnesota (10/9) in Week 5
- Placed on the Reserve/Injured list on Oct. 19
- Activated from the Reserve/Injured Designated for Return list on Dec. 17
- Played in his first game since Week 6 and tallied a career-high four total tackles (one solo) vs. Jacksonville (12/18) in Week 15
- Inactive for Week 16 vs. Cincinnati (12/24)
- Tied a single-game career high with four total tackles, including his first career tackle for loss, at Tennessee (1/1/17) in Week 17
- Played as a reserve linebacker and contributed on special teams

in both postseason contests

## COLLEGE:

- Played one season at Stanford (Calif.) University (2015) after transferring from the University of California, Berkeley, where he played three seasons (2011-12; 14)
- His first roommate at California was Texans TE Stephen Anderson
- Redshirted the 2013 campaign at California due to injury
- Played in 17 games with 14 starts over four seasons with Cal but missed the entire 2013 campaign and significant portions of the 2011 and 2014 seasons due to injury
- Registered career totals of 54 total tackles, 9.0 tackles for loss (42 yards), 4.5 sacks (34 yards), three pass breakups, three forced fumbles and six quarterback hurries with the Golden Bears
- Led the Cardinal to a Rose Bowl victory over Iowa in January 2016 in his lone season with the program
- Joined Stanford as the program's first-ever graduate transfer
- That season, earned All-Pac-12 honorable mention after playing in 14 games and compiling 37 total tackles, 8.0 tackles for loss, 5.5 sacks and two pass breakups

## PERSONAL:

- Prepped at Central Catholic High School in Portland, Ore.
- Earned varsity letters in football, swimming and track and field
- 2010 U.S. Army All-American Bowl
- 2010 PrepStar All-America
- 2010 SuperPrep All-America
- 31 total tackles in first two games of senior season
- 59 total tackles, 6.0 sacks, one interception and three forced fumbles as a junior
- 43 total tackles, 4.0 sacks and three forced fumbles as a sophomore
- National Federation of High School Awards for Excellence
- Multnomah Athletic Club Scholar Student Award
- Son of Paul and Suzy Scarlett
- Father ran track at BYU
- Two siblings, Cam and Isabella
- Grandfather, great-grandfather, uncle and multiple cousins attended Stanford
- Maternal grandfather, John Evans, was governor of Idaho from 1977-87
- Graduated from Cal's prestigious Haas School of Business in May of 2015 with a bachelor's degree in business administration

# VETERAN BIOS

## BRENNAN SCARLETT - NFL REGULAR SEASON STATISTICS

		TACKLES										INTERCEPTIONS						FUMBLES			ST						MISC	
DATE	TEAM	GP	GS	TK	S	A	TFL	YDS	SK	YDS	QBH	NO	YDS	LG	TD	PD	FF	FR	YDS	TK	S	A	FF	FR	S	A		
2016	Texans	7	0	10	3	7	1	1	0.0	0.0	0	0	0	0	0	0	0	0	0	3	3	0	0	0	0	0		
2017	Texans	11	5	26	19	7	6	17	2.0	11.0	3	0	0	0	0	1	0	0	0	3	2	1	0	0	0	0		
NFL TOTALS		18	5	36	22	14	7	18	2.0	11.0	3	0	0	0	0	1	0	0	0	6	5	1	0	0	0	0		

## BRENNAN SCARLETT - NFL POSTSEASON STATISTICS

		TACKLES										INTERCEPTIONS						FUMBLES			ST						MISC	
DATE	TEAM	GP	GS	TK	S	A	TFL	YDS	SK	YDS	QBH	NO	YDS	LG	TD	PD	FF	FR	YDS	TK	S	A	FF	FR	S	A		
2016	Texans	2	0	0	0	0	0	0	0.0	0.0	0	0	0	0	0	0	0	0	0	0	1	1	0	0	0	0	0	
NFL TOTALS		2	0	0	0	0	0	0	0.0	0.0	0	0	0	0	0	0	0	0	0	0	1	1	0	0	0	0	0	

## SINGLE-GAME HIGHS: DEFENSIVE

**Total Tackles** 4 at Baltimore Ravens, Nov 27, 2017

...6 more at 4.

**Tackles For Loss**

**Special Teams Tackles**

3 at Los Angeles Rams, Nov 12, 2017

2 vs. Kansas City Chiefs, Oct 08, 2017

...1 more at 2.

**Sacks** 2.0 at Los Angeles Rams, Nov 12, 2017

**Passes Defensed** 1 at Seattle Seahawks, Oct 29, 2017

## SINGLE-GAME HIGHS - POSTSEASON: DEFENSIVE

**Special Teams Tackles**

1 at New England Patriots, Jan 14, 2017

## 2017 GAME-BY-GAME REGULAR SEASON STATISTICS (TEXANS)

				TACKLES							INTERCEPTIONS					FUMBLES			ST					MISC						
W	DATE	OPPONENT		TK	S	A	SK	YDS	TFL	YDS	QBH	NO	YDS	LG	TD	PD	FF	FR	YDS	TK	S	A	FF	FR	S	A	W/L	SCORE		
01	09/10	JAGUARS	P	1	1	0	0.0	0.0	0	0	0	0	0	0	0	0	0	0	0	0	0	0	0	0	0	0	L	7-29		
02	09/14	at Bengals	P	0	0	0	0.0	0.0	0	0	0	0	0	0	0	0	0	0	0	0	0	0	0	0	0	0	W	13-9		
03	09/24	at Patriots	P	1	1	0	0.0	0.0	0	0	0	0	0	0	0	0	0	0	0	0	0	0	0	0	0	0	L	33-36		
04	10/01	TITANS	P	1	1	0	0.0	0.0	0	0	0	0	0	0	0	0	0	0	0	0	1	1	0	0	0	0	W	57-14		
05	10/08	CHIEFS	P	4	3	1	0.0	0.0	0	0	1	0	0	0	0	0	0	0	0	0	2	1	1	0	0	0	0	L	34-42	
06	10/15	BROWNS	S	4	1	3	0.0	0.0	0	0	0	0	0	0	0	0	0	0	0	0	0	0	0	0	0	0	W	33-17		
08	10/29	at Seahawks	S	1	0	1	0.0	0.0	0	0	0	0	0	0	0	1	0	0	0	0	0	0	0	0	0	0	L	38-41		
09	11/05	COLTS	S	4	4	0	0.0	0.0	1	0	0	0	0	0	0	0	0	0	0	0	0	0	0	0	0	0	L	14-20		
10	11/12	at Rams	S	4	4	0	2.0	11.0	3	12	2	0	0	0	0	0	0	0	0	0	0	0	0	0	0	0	L	7-33		
11	11/19	CARDINALS	S	2	0	2	0.0	0.0	0	0	0	0	0	0	0	0	0	0	0	0	0	0	0	0	0	0	W	31-21		
12	11/27	at Ravens	P	4	4	0	0.0	0.0	2	5	0	0	0	0	0	0	0	0	0	0	0	0	0	0	0	0	L	16-23		
13	12/03	at Titans										INACTIVE																	L	13-24
14	12/10	49ERS										INJURED RESERVE																	L	16-26
15	12/17	at Jaguars										INJURED RESERVE																	L	7-45
16	12/25	STEELERS										INJURED RESERVE																	L	6-34
17	12/31	at Colts										INJURED RESERVE																	L	13-22
2017 TOTALS			11-5	26	19	7	2.0	11.0	6	17	3	0	0	0	0	1	0	0	0	0	3	2	1	0	0	0	0	4-12		



# CHAD SLADE

GUARD/TACKLE

6-5 | 315 | AUBURN

HOMETOWN: MOODY, ALA. | AGE: 26

2ND NFL SEASON | 2ND WITH TEXANS | ACQUIRED: CFA-'15

2017 GP/GS: 5/3 | CAREER GP/GS: 5/3

TEAMS: HOU 2015-17



62

**TRANSACTIONS:** Signed by the Houston Texans as a college free agent on May 8, 2015...Waived by the Texans on Sept. 3, 2016...Signed to the Texans practice squad on Sept. 4, 2016...Signed by the Texans on Jan. 16, 2017...Waived by the Texans on Sept. 2, 2017...Signed to the Texans practice squad on Sept. 3, 2017...Signed to the Texans active roster on Nov. 29, 2017.

## 2017 (Houston 5/3):

- Made NFL debut and contributed on the offensive line and special teams at Tennessee (12/3)
- Logged first career start and contributed on special teams vs. San Francisco (12/10)
- Started at right guard and helped pave the way for a season-most 176 rushing yards vs. Pittsburgh (12/25)
- Started his third career game at Indianapolis (12/31)

## 2016 (Houston 0/0, 0/0):

- Spent the entire season on the Texans practice squad

## 2015 (Houston 0/0, 0/0):

- Placed on the Reserve/Injured list on Sept. 1 and missed the entire season

## COLLEGE:

Played four seasons (2011-14) at Auburn (Ala.) University after

- redshirting the Tigers' 2010 BCS National Championship campaign
- Four-year starter on the offensive line for the Tigers
- 49 career starts, second most among SEC offensive linemen, and fourth-most in Auburn history
- Started 14 games at both guard spots in 2014
- Preseason All-SEC second team (CFB Matrix); third team (SEC media, Athlon); fourth team (Phil Steele) in 2014
- Accepted invitation to NFLPA Collegiate Bowl
- Returning starter for all 13 games at right offensive guard for the SEC Champions in 2013
- Started 12 games at right guard and left tackle in 2012
- Played in 13 games with 10 starts in 2011 as a redshirt freshman

## PERSONAL:

- High School Coach: Brandon Wiley
- No. 59-ranked offensive guard by ESPN.com/Scouts Inc.
- No. 62-rated offensive guard by Scout.com
- Ranked as the No. 34 player in Alabama by SuperPrep
- Named to the All-Southeast Region team by PrepStar
- No. 38 prospect in Alabama by the *Tuscaloosa News*
- Son of Joseph and Nikki Shorter
- Majored in Sociology
- Received bachelor's degree in August, 2014

## CHAD SLADE - NFL REGULAR SEASON STATISTICS

DATE TEAM	GP	GS
2015 Texans	0	0
2016 Texans	0	0
2017 Texans	5	3
<b>NFL TOTALS</b>	<b>5</b>	<b>3</b>



# VETERAN BIOS

## 2017 GAME-BY-GAME REGULAR SEASON STATISTICS (TEXANS)

W	DATE	OPPONENT	P/S		W/L	SCORE
01	09/10	JAGUARS		PRACTICE SQUAD	L	7-29
02	09/14	at Bengals		PRACTICE SQUAD	W	13-9
03	09/24	at Patriots		PRACTICE SQUAD	L	33-36
04	10/01	TITANS		PRACTICE SQUAD	W	57-14
05	10/08	CHIEFS		PRACTICE SQUAD	L	34-42
06	10/15	BROWNS		PRACTICE SQUAD	W	33-17
08	10/29	at Seahawks		PRACTICE SQUAD	L	38-41
09	11/05	COLTS		PRACTICE SQUAD	L	14-20
10	11/12	at Rams		PRACTICE SQUAD	L	7-33
11	11/19	CARDINALS		PRACTICE SQUAD	W	31-21
12	11/27	at Ravens		PRACTICE SQUAD	L	16-23
13	12/03	at Titans	P		L	13-24
14	12/10	49ERS	S		L	16-26
15	12/17	at Jaguars	P		L	7-45
16	12/25	STEELERS	S		L	6-34
17	12/31	at Colts	S		L	13-22
2017 TOTALS			5-3		4-12	



# CHRIS THOMPSON

WIDE RECEIVER

6-0 | 175 | FLORIDA

HOMETOWN: GAINESVILLE, FLA. | AGE: 24

2ND NFL SEASON | 2ND WITH TEXANS | ACQUIRED: CFA-'17

2017 GP/GS: 13/0 | CAREER GP/GS: 13/0

TEAMS: HOU 2017



14

**TRANSACTIONS:** Signed by the Houston Texans as a college free agent on May 16, 2017...Waived by the Texans on Sept. 2, 2017...Signed to the Texans practice squad on Sept. 3, 2017....Signed to the Texans active roster on Sept. 27, 2017.

## 2017 (Houston 13/0):

- Returned 17 kickoffs for 369 yards (21.7 avg.) and hauled in five passes for 84 yards (16.8 avg.) in 2017
- Made his NFL debut and returned one kickoff for a 42-yard gain vs. Tennessee (10/1)
- Produced 19 yards on his first career reception and returned two kickoffs for 51 yards vs. Kansas City (10/8)
- Returned two kickoffs for 38 yards and two punts for 18 yards vs. Cleveland (10/15)
- Returned four kickoffs for 76 yards at Seattle (10/29)
- Recorded a pair of special teams tackles at the Los Angeles Rams (11/12)
- Returned two kicks for 47 yards at Baltimore (11/27)
- Caught one pass for 11 yards, returned two kickoffs for 42 yards and returned two punts for 21 yards at Tennessee (12/3). The game marked Thompson's third game of 70-or-more all-purpose yards

## COLLEGE:

- Played four seasons (2013-16) at the University of Florida in

Gainesville, Fla.

- Appeared in 41 games (three starts) and logged 16 kick returns for 355 yards and nine receptions for 78 yards
- Also made 12 total tackles (five solo) as a reserve defensive back
- Totaled 13 kick returns on the season (most on the team) for 283 yards and a long of 33 in 11 games as a senior in 2016
- Played in 13 games and started twice at wide receiver in 2015, catching five passes for 48 yards as a junior
- Caught two passes for 17 yards in 10 games as a sophomore in 2016
- Played in seven games as a true freshman and started the final game against Florida State at wide receiver in 2013

## PERSONAL:

- Attended Gainesville (Fla.) High School
- Named first-team all-area wide receiver by *The Gainesville Sun* after helping the Purple Hurricanes to a 14-1 record and berth in the Class 6A state title game in 2012
- Reached the Regional Finals in 2011 after a 12-3 record
- GHS had a 47-9 record in his four years
- Logged 26 catches for 489 yards and four touchdowns as a sophomore
- Was a Gainesville Sun first-team all-area selection in track & field
- Coached by James Thomson

## SINGLE-GAME HIGHS: RUSHING/RECEIVING

Receptions	3 at Indianapolis Colts, Dec 31, 2017
Receiving Yards	54 at Indianapolis Colts, Dec 31, 2017
Longest Receptions	32 at Indianapolis Colts, Dec 31, 2017
All-purpose yards	82 at Indianapolis Colts, Dec 31, 2017
Kickoff Returns	4 at Seattle Seahawks, Oct 29, 2017
Kickoff Return Yards	76 at Seattle Seahawks, Oct 29, 2017

Longest Kickoff Return	42 vs. Tennessee Titans, Oct 01, 2017
Punt Return Yards	21 at Tennessee Titans, Dec 03, 2017
Longest Punt Return	15 at Tennessee Titans, Dec 03, 2017
Punt Returns	2 at Tennessee Titans, Dec 03, 2017 ...1 more at 2.
Special Teams Tackles	2 vs. Pittsburgh Steelers, Dec 25, 2017 ...1 more at 2.

# VETERAN BIOS

## 2017 GAME-BY-GAME REGULAR SEASON STATISTICS (TEXANS)

W	DATE	OPPONENT	P/S	RECEIVING				RUSHING				TD	W/L	SCORE
				NO	YDS	LG	TD	ATT	YDS	LG	TD			
01	09/10	JAGUARS											L	7-29
02	09/14	at Bengals											W	13-9
03	09/24	at Patriots											L	33-36
04	10/01	TITANS	P	0	0	0	0	0	0	0	0	0	W	57-14
05	10/08	CHIEFS	P	1	19	19	0	0	0	0	0	0	L	34-42
06	10/15	BROWNS	P	0	0	0	0	0	0	0	0	0	W	33-17
08	10/29	at Seahawks	P	0	0	0	0	0	0	0	0	0	L	38-41
09	11/05	COLTS	P	0	0	0	0	0	0	0	0	0	L	14-20
10	11/12	at Rams	P	0	0	0	0	0	0	0	0	0	L	7-33
11	11/19	CARDINALS	P	0	0	0	0	0	0	0	0	0	W	31-21
12	11/27	at Ravens	P	0	0	0	0	0	0	0	0	0	L	16-23
13	12/03	at Titans	P	1	11	11	0	0	0	0	0	0	L	13-24
14	12/10	49ERS	P	0	0	0	0	0	0	0	0	0	L	16-26
15	12/17	at Jaguars	P	0	0	0	0	0	0	0	0	0	L	7-45
16	12/25	STEELERS	P	0	0	0	0	0	0	0	0	0	L	6-34
17	12/31	at Colts	P	3	54	32	0	0	0	0	0	0	L	13-22
2017 TOTALS			13-0	5	84	32	0	0	0	0	0	0	4-12	

## 2017 GAME-BY-GAME REGULAR SEASON STATISTICS (TEXANS)

W	DATE	OPPONENT	P/S	KICKOFF RETURNS					PUNT RETURNS					TD	W/L	SCORE
				RET	YDS	AVG	LG	TD	NO	FC	YDS	AVG	LG			
01	09/10	JAGUARS													L	7-29
02	09/14	at Bengals													W	13-9
03	09/24	at Patriots													L	33-36
04	10/01	TITANS	P	1	42	42.0	42	0	1	0	0	0.0	0	0	W	57-14
05	10/08	CHIEFS	P	2	51	25.5	26	0	0	0	0	0.0	0	0	L	34-42
06	10/15	BROWNS	P	2	38	19.0	19	0	2	0	18	9.0	12	0	W	33-17
08	10/29	at Seahawks	P	4	76	19.0	25	0	0	0	0	0.0	0	0	L	38-41
09	11/05	COLTS	P	0	0	0.0	0	0	0	0	0	0.0	0	0	L	14-20
10	11/12	at Rams	P	0	0	0.0	0	0	0	0	0	0.0	0	0	L	7-33
11	11/19	CARDINALS	P	1	20	20.0	20	0	0	0	0	0.0	0	0	W	31-21
12	11/27	at Ravens	P	2	47	23.5	27	0	1	0	0	0.0	0	0	L	16-23
13	12/03	at Titans	P	2	42	21.0	26	0	2	0	21	10.5	15	0	L	13-24
14	12/10	49ERS	P	0	0	0.0	0	0	0	0	0	0.0	0	0	L	16-26
15	12/17	at Jaguars	P	2	25	12.5	22	0	0	0	0	0.0	0	0	L	7-45
16	12/25	STEELERS	P	0	0	0.0	0	0	0	0	0	0.0	0	0	L	6-34
17	12/31	at Colts	P	1	28	28.0	28	0	0	0	0	0.0	0	0	L	13-22
2017 TOTALS			13-0	17	369	21.7	42	0	6	0	39	6.5	15	0	4-12	



# VETERAN BIOS



# JOSH THORNTON

## CORNERBACK

5-11 | 185 | SOUTHERN UTAH

HOMETOWN: WEST PALM, FLA. | AGE: 25

1ST NFL SEASON | 1ST WITH TEXANS | ACQUIRED: FA-'17

CAREER GP/GS: 0/0

TEAMS: BAL 2017; DET 2017; HOU 2017



# 36

**TRANSACTIONS:** Signed by the Detroit Lions as a college free agent on May 12, 2017...Waived by the Lions on Sept. 2, 2017...Signed to the Baltimore Ravens practice squad on Sept. 20, 2017...Released from the Ravens practice squad on Oct. 3, 2017...Signed to the Houston Texans practice squad on Dec. 5, 2017...Signed by the Texans on Jan. 2, 2018.

### 2017 (Baltimore 0/0; Houston 0/0):

- Spent Weeks 3-4 on the Ravens practice squad and Weeks 14-17 on the Texans practice squad

### COLLEGE:

- Played two seasons (2015-16) at Southern Utah University in Cedar City, Utah after transferring from Allan Hancock College in Santa Maria, Calif.

- Started all 11 games for Southern Utah in 2016, finishing the season with 28 total tackles, three interceptions and eight passes defended
- Earned second-team All-Big Sky honors in 2016
- Appeared in all 12 games for Southern Utah in 2015, notching 32 total tackles, two tackles for loss and two interceptions en route to the Thunderbirds capturing their first-ever Big Sky Conference Championship

### PERSONAL:

- Attended Glades Day High School in West Palm Beach, Fla.
- Named first-team Palm Beach Post All-Area selection his senior year
- Won the 400 meters state championship as a track and field athlete

### 2017 GAME-BY-GAME REGULAR SEASON STATISTICS (LIONS/RAVENS/TEXANS)

W	DATE	OPPONENT	TACKLES								INTERCEPTIONS					FUMBLES			ST					MISC			W/L	SCORE	
			TK	S	A	SK	YDS	TFL	YDS	QBH	NO	YDS	LG	TD	PD	FF	FR	YDS	TK	S	A	FF	FR	S	A				
01	09/10	CARDINALS																		NOT ON ROSTER								W	35-23
02	09/18	at Giants																		NOT ON ROSTER								W	24-10
																				Went from <b>Lions</b> to <b>Ravens</b> .									
03	09/24	at Jaguars																		PRACTICE SQUAD								L	7-44
04	10/01	STEELERS																		PRACTICE SQUAD								L	9-26
05	10/08	at Raiders																		NOT ON ROSTER								W	30-17
06	10/15	BEARS																		NOT ON ROSTER								L	24-27+
07	10/22	at Vikings																		NOT ON ROSTER								L	16-24
08	10/26	DOLPHINS																		NOT ON ROSTER								W	40-0
09	11/05	at Titans																		NOT ON ROSTER								L	20-23
11	11/19	at Packers																		NOT ON ROSTER								W	23-0
12	11/27	TEXANS																		NOT ON ROSTER								W	23-16
13	12/03	LIONS																		NOT ON ROSTER								W	44-20
																				Went from <b>Ravens</b> to <b>Texans</b> .									
14	12/10	49ERS																		PRACTICE SQUAD								L	16-26
15	12/17	at Jaguars																		PRACTICE SQUAD								L	7-45
16	12/25	STEELERS																		PRACTICE SQUAD								L	6-34
17	12/31	at Colts																		PRACTICE SQUAD								L	13-22
2017 TOTALS			0	0	0	0.0	0.0	0	0	0	0	0	0	0	0	0	0	0	0	0	0	0	0	0	0	7-9			

+ - Overtime



# DEE VIRGIN

## CORNERBACK

5-10 | 205 | WEST ALABAMA

HOMETOWN: DONALSONVILLE, GA. | AGE: 24

1ST NFL SEASON | 1ST WITH TEXANS | ACQUIRED: CFA-'17

CAREER GP/GS: 0/0

TEAMS: HOU 2017



# 34

**TRANSACTIONS:** Signed by the Houston Texans as a college free agent on May 12, 2017...Waived by the Texans on Sept. 6, 2017...Signed to the Texans practice squad on Sept. 8 2017...Signed by the Texans on Jan. 2, 2018

### 2017 (Houston 0/0):

- Spent the entire season on the Texans practice squad

### CAREER AT WEST ALABAMA AND CHATTANOOGA:

- Played one season (2016) at the University of West Alabama in Livingston, Ala. after transferring from the University of Tennessee at Chattanooga (Tenn.), where he played the 2013-15 campaigns
- Redshirted the 2012 season at Chattanooga
- In three seasons at Chattanooga, played in 39 games (36 starts) and registered 133 total tackles (107 solo), 23 pass breakups, 8.0 tackles for loss and four interceptions
- Recorded 43 total tackles, three interceptions, seven passes defended and 5.5 tackles for loss in his lone season at West Alabama in 2016

### 2016 (West Alabama):

- Tallied 43 total tackles, three interceptions, seven pass breakups and 5.5 tackles for loss as a senior
- Tabbed by GSC coaches as an All-Gulf South Conference performer

### 2015 (Chattanooga):

- A second-team All-SoCon performer
- Played in 13 games and made 40 total tackles (34 solo), 4.5 tackles for loss, a forced fumble and a fumble recovery
- Also served as the primary kickoff returner for the Mocs and logged 312 return yards on 15 attempts (20.8 avg.)
- Named a preseason third team All-American according to

College Sports Madness

### 2014 (Chattanooga):

- First-team All-SoCon by the league coaches and second team according to the media
- Finished third in the SoCon with 12 passes defended
- Also recorded a career-high 55 total tackles, 2.5 tackles for loss and a pair of interceptions

### 2013 (Chattanooga):

- Saw action in nine games and made 12 start
- Made 38 total tackles, including 1.0 for loss, and grabbed the first two interceptions of his career
- Tallied a team-high nine passes defended, which was good for fifth in the SoCon and tops among SoCon freshmen

### 2012 (Chattanooga):

- Redshirted the season

### PERSONAL:

- All-state defensive back from Seminole County High School in Donalsonville, Ga.
- Played for head coach Alan Ingram
- GSC 1A Second Team All-State pick after totaling 49 tackles and five interceptions
- Also had 377 yards rushing and nine touchdowns to go with 359 yards receiving and five receiving scores
- Nabbed a school-record 104-yard INT return for a touchdown
- Played in the Georgia North-South and the Georgia-Florida Border Wars All-Star games
- All-region in baseball and basketball
- Son of Andrew and Katrina Virgin
- Has an older brother, Break, and three younger siblings, Oshay, Dre and Kas

# VETERAN BIOS

## 2017 GAME-BY-GAME REGULAR SEASON STATISTICS (TEXANS)

2017 GAME BY GAME REGULAR SEASON STATISTICS (TERRANCE)																											
W	DATE	OPPONENT	TACKLES							INTERCEPTIONS					FUMBLES			ST					MISC		W/L	SCORE	
			TK	S	A	SK	YDS	TFL	YDS	QBH	NO	YDS	LG	TD	PD	FF	FR	YDS	TK	S	A	FF	FR	S			A
01	09/10	JAGUARS																								L	7-29
02	09/14	at Bengals																								W	13-9
03	09/24	at Patriots																								L	33-36
04	10/01	TITANS																								W	57-14
05	10/08	CHIEFS																								L	34-42
06	10/15	BROWNS																								W	33-17
08	10/29	at Seahawks																								L	38-41
09	11/05	COLTS																								L	14-20
10	11/12	at Rams																								L	7-33
11	11/19	CARDINALS																								W	31-21
12	11/27	at Ravens																								L	16-23
13	12/03	at Titans																								L	13-24
14	12/10	49ERS																								L	16-26
15	12/17	at Jaguars																								L	7-45
16	12/25	STEELERS																								L	6-34
17	12/31	at Colts																								L	13-22
2017 TOTALS			0	0	0	0.0	0.0	0	0	0	0	0	0	0	0	0	0	0	0	0	0	0	0	0	0	0	4-12





# CARLOS WATKINS

DEFENSIVE END

6-3 | 310 | CLEMSON

HOMETOWN: MOORESBORO, N.C. | AGE: 24

2ND NFL SEASON | 2ND WITH TEXANS | ACQUIRED: D4B-'17

2017 GP/GS: 12/6 | CAREER GP/GS: 12/6

TEAMS: HOU 2017



91

**TRANSACTIONS:** Selected by the Houston Texans with the 36th pick in the fourth round (142nd overall) of the 2017 NFL Draft.

## 2017 (Houston 12/6):

- Recorded 21 total tackles (nine solo), three tackles for loss and one pass defended in 12 games as a rookie in 2017
- Made his NFL debut and recorded one tackle vs. Tennessee (10/1)
- Started his first career game and produced three total tackles and his first tackle for loss vs. Indianapolis (11/5)
- Notched his second consecutive start and made two total tackles, one tackle for loss and tallied his first career pass defended at the Los Angeles Rams (11/12)
- Registered two total tackles and one tackle for loss at Baltimore (12/3)
- Made his fifth start of the season and produced a pair of tackles vs. Pittsburgh (12/25)
- Notched a career-best five total tackles at Indianapolis (12/31)

## COLLEGE:

- Played five seasons (2012-16) at Clemson (S.C.) University
- Received a medical redshirt for the 2013 campaign after sustaining injuries in a car crash
- Finished his Tigers career with 191 total tackles, 26 tackles for loss and 14 sacks in 1,666 snaps over 53 games (30 starts)
- Tallied 24 career games with at least one tackle for loss, and Clemson was 22-2 in those contests
- Played and roomed with Texans NT D.J. Reader at Clemson
- Earned Senior Bowl invitation
- CFP National Champion (2016)
- CBS Sports first-team All-American (2016)
- Associated Press second-team All-American (2016)
- Phil Steele fourth-team All-American (2016)
- ESPN All-Bowl Team (2016)

- First-team All-ACC (media, coaches)
- Logged 82 total tackles, 13.5 for loss and 10.5 sacks in 758 snaps over 15 games (15 starts) in his senior campaign
- His sack total in 2016 was the highest by a Clemson defensive tackle in history, breaking the mark of 10.0 held by Jim Stuckey, William Perry and Michael Dean Perry
- A first-team All-ACC (media) and second-team All-ACC (coaches) selection as a junior in 2015
- Registered 69 tackles, eight tackles for loss and 3.5 sacks in 570 snaps over 15 games (14 starts) in 2015
- Recorded 13 tackles, two tackles for loss and four quarterback pressures in 135 snaps over 11 games as a redshirt sophomore in 2014
- Tallied 11 total tackles, 1.5 tackles for loss and one quarterback pressure in 90 snaps over three games (one start) in 2013
- Recorded 16 total tackles, one tackle for loss and three quarterback pressures in 113 snaps over nine games in his first season with the Tigers

## PERSONAL:

- Attended Chase High School in Forest City, N.C.
- Rated as the No. 55 player and No. 7 defensive lineman in the nation as well as No. 4 player in North Carolina by 247Sports.com
- No. 104 overall player and No. 8 defensive tackle in the nation as well as No. 5 player in North Carolina by Rivals.com
- No. 8 defensive tackle in the nation by Scout.com
- Notched 15.0 sacks, one interception and five forced fumbles as a senior
- Made 50 tackles, 29 tackles for loss and 14.0 sacks as a junior
- Played in the U.S. Army All-American game and the Shrine Bowl
- Averaged over 21 points and 10 rebounds per game in basketball as a junior
- Cousin of former Clemson defensive end Dane Rogers
- Earned undergraduate degree in sociology in December 2016

## SINGLE-GAME HIGHS: DEFENSIVE

**Total Tackles** 5 at Indianapolis Colts, Dec 31, 2017  
**Passes Defended** 1 at Los Angeles Rams, Nov 12, 2017

**Tackles For Loss** 1 at Tennessee Titans, Dec 03, 2017  
 ...2 more at 1.

# VETERAN BIOS

## 2017 GAME-BY-GAME REGULAR SEASON STATISTICS (TEXANS)

			2017 CAREER BY GAME REGULAR SEASON STATISTICS (TITANS)																									
W	DATE	OPPONENT	TACKLES							INTERCEPTIONS					FUMBLES			ST					MISC		W/L	SCORE		
			TK	S	A	SK	YDS	TFL	YDS	QBH	NO	YDS	LG	TD	PD	FF	FR	YDS	TK	S	A	FF	FR	S			A	
01	09/10	JAGUARS	INACTIVE																								L	7-29
02	09/14	at Bengals	ACTIVE, DID NOT PLAY																								W	13-9
03	09/24	at Patriots	INACTIVE																								L	33-36
04	10/01	TITANS	P	1	0	1	0.0	0.0	0	0	0	0	0	0	0	0	0	0	0	0	0	0	0	0	W	57-14		
05	10/08	CHIEFS	INACTIVE																								L	34-42
06	10/15	BROWNS	P	2	1	1	0.0	0.0	0	0	0	0	0	0	0	0	0	0	0	0	0	0	0	0	W	33-17		
08	10/29	at Seahawks	P	0	0	0	0.0	0.0	0	0	0	0	0	0	0	0	0	0	0	0	0	0	0	0	L	38-41		
09	11/05	COLTS	S	3	1	2	0.0	0.0	1	1	0	0	0	0	0	0	0	0	0	0	0	0	0	0	L	14-20		
10	11/12	at Rams	S	2	1	1	0.0	0.0	1	4	0	0	0	0	1	0	0	0	0	0	0	0	0	0	L	7-33		
11	11/19	CARDINALS	P	0	0	0	0.0	0.0	0	0	0	0	0	0	0	0	0	0	0	0	0	0	0	0	W	31-21		
12	11/27	at Ravens	P	0	0	0	0.0	0.0	0	0	0	0	0	0	0	0	0	0	0	0	0	0	0	0	L	16-23		
13	12/03	at Titans	P	2	1	1	0.0	0.0	1	4	0	0	0	0	0	0	0	0	0	0	0	0	0	0	L	13-24		
14	12/10	49ERS	S	2	2	0	0.0	0.0	0	0	0	0	0	0	0	0	0	0	0	0	0	0	0	0	L	16-26		
15	12/17	at Jaguars	S	3	1	2	0.0	0.0	0	0	0	0	0	0	0	0	0	0	0	0	0	0	0	0	L	7-45		
16	12/25	STEELERS	S	1	0	1	0.0	0.0	0	0	0	0	0	0	0	0	0	0	0	0	0	0	0	0	L	6-34		
17	12/31	at Colts	S	5	2	3	0.0	0.0	0	0	0	0	0	0	0	0	0	0	0	0	0	0	0	0	L	13-22		
2017 TOTALS			12-6	21	9	12	0.0	0.0	3	9	0	0	0	0	1	0	0	0	0	0	0	0	0	0	4-12			



# DESHAUN WATSON

QUARTERBACK

6-2 | 220 | CLEMSON

HOMETOWN: GAINESVILLE, GA. | AGE: 22

2ND NFL SEASON | 2ND WITH TEXANS | ACQUIRED: D1-'17

2017 GP/GS: 7/6 | CAREER GP/GS: 7/6

TEAMS: HOU 2017



4

**TRANSACTIONS:** Selected by the Houston Texans with the 12th pick in the first round (12th overall) of the 2017 NFL Draft.

## HONORS:

- ✦ AFC Offensive Player of the Week (Week 4, 2017)
- ✦ AFC Offensive Player of the Month (October 2017)
- ✦ NFL Offensive Rookie of the Month (October 2017)
- ✦ Pro Football Weekly All-Rookie (2017)
- ✦ FedEx Air Player of the Week (Week 4, 2017)

## 2017 (Houston 7/6):

- ✦ Completed 126-of-204 passes for 1,699 yards and 19 touchdowns, while rushing for 269 yards and two touchdowns on 36 carries in seven games as a rookie
- ✦ Set NFL records for most passing touchdowns (19) through a player's first seven career games and most passing touchdowns (18 in Weeks 3-8) by a rookie over any five-game span in NFL history
- ✦ Recorded three games with four-or-more passing touchdowns, joining Fran Tarkenton as the only rookies in NFL history to do so
- ✦ Joined Cam Newton as the only rookies in NFL history to average 240-or-more passing yards and 35-or-more rushing yards per game
- ✦ Was the first rookie quarterback in NFL history with two games of 300-or-more passing yards and 40-or-more rushing yards in a season
- ✦ Played in the second half of the season opener vs. Jacksonville (9/10). Threw for a touchdown on the first drive of his NFL career
- ✦ Made his first career start at Cincinnati (9/14) and recorded the longest rush ever by a Texans quarterback (49 yards), compiled the most rushing yards ever by a Texans quarterback (67), became the first quarterback to score touchdowns in his first two games with the Texans and led the team in both rushing and passing
- ✦ Became the first quarterback in franchise history and fourth rookie since 2000 to record 300-plus passing yards and 40-plus rushing yards in a single game at New England (9/24). Watson's 301 passing yards established a Texans single-game rookie record and he became the first rookie quarterback to throw for 300-plus yards against the defending Super Bowl champions since Cam Newton did so against the Green Bay Packers in 2011. Recorded his first multi-touchdown game and guided the Texans to their most points (30) since Week 16 of the 2015 season. Watson and RB D'Onta Foreman combined for 664 yards passing and rushing through the first three games of the season, the most by a rookie combination in franchise history and second most among rookie combinations in the NFL

- ✦ Completed 25-of-34 passes (73.5%) for 283 yards and four touchdowns and added 24 yards and one score on the ground vs. Tennessee (10/1). With his performance, Watson tied the all-time rookie quarterback record with five touchdowns in the game and became the first quarterback to throw for four touchdowns and run for one since Fran Tarkenton in 1961. Watson became the only rookie in NFL history with seven-or-more passing touchdowns and two-or-more rushing touchdowns in his team's first four games of a season, became the first rookie quarterback in team history with three-or-more touchdown passes in a game and led the Texans to a team-record 57 points
- ✦ Completed 16-of-31 passes for 261 yards and five touchdowns and added 31 rushing yards vs. Kansas City (10/8). With his Week 5 performance, Watson became the first rookie quarterback in NFL history to produce five-or-more touchdowns in consecutive games and became the second rookie quarterback to throw for four-or-more touchdowns in back-to-back games. Watson also became the first rookie quarterback to throw for 260 yards and rush for 20 yards in three consecutive games and became the first rookie quarterback to total 12 touchdowns in his first five games
- ✦ Threw for 225 yards and three touchdowns and added 23 rushing yards vs. Cleveland (10/15). His 15 passing touchdowns were the most by a rookie in his first six games and tied the NFL record for most passing touchdowns for a quarterback through his first six career games. Became the first rookie since the merger to throw for three-or-more touchdown passes in three consecutive games and became the first rookie in NFL history with 225-or-more passing yards and 20-or-more rushing yards in four consecutive games. With the performance, Watson passed Ryan Mallet (1,170) for the ninth-most passing yards in Texans history, Ryan Fitzpatrick (184) for the third-most rushing yards by a quarterback in franchise history and tied Brock Osweiler (15) for the sixth-most passing touchdowns in team history
- ✦ Tallied 402 passing yards with four touchdowns and added 67 rushing yards on eight carries at Seattle (10/29). He became the first quarterback in NFL history with 400-or-more passing yards, four-or-more passing touchdowns and 50-or-more rushing yards in a single game while also passing Kurt Warner for the most passing touchdowns (18) through a player's first seven career games in NFL history. His 18 passing touchdowns in his past five games are the most by a rookie over any five-game span in NFL history. Watson became the fifth quarterback and first rookie in NFL history to have a five-game stretch of 225-or-more passing yards and 20-or-more rushing yards, joining Andrew Luck (2015-16), Aaron Rodgers (2016), Daunte Culpepper (2004) and Randall Cunningham (1990). His four passing touchdowns tie



Peyton Manning, Marcus Mariota and Dak Prescott for the most games (four) of three-or-more passing touchdowns by a rookie in NFL history

- Placed on the Reserve/Injured list on Nov. 3

## COLLEGE:

- Played three seasons (2014-16) at Clemson (S.C.) University
- Put up record numbers and guided Clemson to consecutive College Football Playoff appearances, with the school's second National Championship in 2016
- Led Clemson to 28 wins over his final two seasons and compiled a 32-3 record as a starter, which was the best winning percentage in school history for a quarterback
- Two-time Heisman Trophy finalist; finished third in the 2015 balloting with 148 first-place votes and second in 2016 with 269 first-place votes
- The first ACC player to finish in the top three of the voting on multiple occasions
- Two-time recipient of the Davey O'Brien Award, one of only four quarterbacks who can make that claim, and the first since Oklahoma's Jason White in 2003,04, also two-time winner of the Manning Award
- Finished third in ACC history in total offense (12,094), behind only NC State's Philip Rivers and Tajh Boyd
- Threw for 10,163 yards and 90 career touchdowns
- Tops in Clemson history in career completion percentage (.674), passing efficiency (157.5) and total offense per game (318.3)
- In his career in the fourth quarter, passed for 16 touchdowns with only two interceptions
- CFP National Champion (2016)
- National Championship Game Most Valuable Offensive Player (2016)
- Fiesta Bowl Most Valuable Offensive Player (2016)
- Capital One Orange Bowl Offensive Most Valuable Player (2015)
- Scout.com National Player of the Year (2016)
- First-team All-America by AFCA, Associated Press, CBS Sports, ESPN.com, Football Writers Association and USA Today (2015)
- ACC Player of the Year (2015)
- ACC Championship Game Most Valuable Player (2015)
- Second-team All-America by AFCA and Associated Press (2016)
- Second-team All-America by Sporting News, Sports Illustrated and Walter Camp (2015, 2016)
- One of four quarterbacks to win the Davey O'Brien Award twice (2015, 2016)
- Manning Award (2015, 2016)
- All-ACC Academic Team (2015, 2016)
- Johnny Unitas Award (2016)
- Bobby Bowden Award (2016)
- Walter Camp Player of the Year finalist (2015, 2016)
- Maxwell Award semi-finalist (2016)

- Maxwell Award finalist (2015)
- Heisman Trophy Finalist (3rd - 2015, 2nd - 2016)
- Turned in one of the most decorated seasons in college football history, including being named a Heisman finalist and National Championship Game Most Valuable Offensive Player after leading Clemson to its second National Championship in 2016
- Set Clemson records by throwing for 4,593 yards and 41 touchdowns as a junior
- Completed 67 percent of his passes and accounted for 5,219 yards of total offense, 10 more than his total from the 2015 season
- Accounted for 50 touchdowns in all, with nine rushing scores
- Posted 463 yards of total offense and four total touchdowns to lead Tigers to dramatic 35-31 win over Alabama in the National Championship Game (1/9/17)
- Became Clemson's first winner of the prestigious Davey O'Brien and Manning Awards in 2015
- First player in FBS history with at least 4,000 passing yards and 1,000 rushing yards in a season as a sophomore
- Set National Championship Game record with 478 yards of total offense, including a passing total of 405 yards and four touchdowns vs. Alabama (1/11/16) as a sophomore
- Completed 93-of-137 passes for 1,466 yards and 14 touchdowns against only two interceptions in 330 snaps over eight games as a freshman in 2014

## PERSONAL:

- Four-year starter at Gainesville (Ga.) High School
- Set state career records for total offense yards (17,134) and total touchdowns (218)
- Notched 13,077 passing yards and 155 touchdowns along with 4,057 rushing yards and 63 touchdowns in his career
- Set the state career records for passing touchdowns and total offense yards by the end of his junior season
- Named state player of the year as a sophomore, junior and senior and earned Gatorade Player of the Year honors in Georgia as a senior
- Amassed 4,431 passing yards and 57 touchdowns against only five interceptions along with 1,057 rushing yards and 14 touchdowns as a senior
- Logged 5,700 total offense yards and 64 touchdowns, including 4,024 passing yards and 50 touchdowns, as a junior
- No. 16 player and No. 1 dual-threat quarterback in the nation by ESPN
- No. 31 player and No. 1 dual-threat quarterback in the nation and No. 2 player in Georgia by Rivals.com
- Selected to play in the U.S. Army All-American Game and Under Armour All-American Game
- Earned undergraduate degree in communication in December 2016

## SINGLE-GAME HIGHS: QUARTERBACK

<b>Pass Attempts</b>	34 vs. Tennessee Titans, Oct 01, 2017
<b>Pass Completions</b>	25 vs. Tennessee Titans, Oct 01, 2017
<b>Yards Passing</b>	402 at Seattle Seahawks, Oct 29, 2017
<b>TD Passes</b>	5 vs. Kansas City Chiefs, Oct 08, 2017
<b>Long Passes</b>	72t at Seattle Seahawks, Oct 29, 2017
<b>Completion Percentage</b>	73.5 vs. Tennessee Titans, Oct 01, 2017

<b>Passer Rating</b>	125 vs. Tennessee Titans, Oct 01, 2017
<b>Rush Attempts</b>	8 at Seattle Seahawks, Oct 29, 2017 ...1 more at 8.
<b>Rushing Yards</b>	67 at Seattle Seahawks, Oct 29, 2017 ...1 more at 67.
<b>Longest Runs</b>	49t at Cincinnati Bengals, Sep 14, 2017
<b>Rushing TDs</b>	1 vs. Tennessee Titans, Oct 01, 2017 ...1 more at 1.

# VETERAN BIOS

## 2017 GAME-BY-GAME REGULAR SEASON STATISTICS (TEXANS)

W	DATE	OPPONENT	P/S	PASSING										RUSHING					W/L	SCORE
				ATT	CMP	YDS	PCT	Y/A	Y/C	TD	INT	LG	SK/YD	RATE	ATT	YDS	LG	TD		
01	09/10	JAGUARS	P	23	12	102	52.2	4.4	8.5	1	1	26	4/21	60.4	2	16	9	0	L	7-29
02	09/14	at Bengals	S	24	15	125	62.5	5.2	8.3	0	0	25	3/27	75.9	5	67	49t	1	W	13-9
03	09/24	at Patriots	S	33	22	301	66.7	9.1	13.7	2	2	35	2/9	90.6	8	41	7	0	L	33-36
04	10/01	TITANS	S	34	25	283	73.5	8.3	11.3	4	1	35	1/3	125.0	4	24	10	1	W	57-14
05	10/08	CHIEFS	S	31	16	261	51.6	8.4	16.3	5	0	48t	3/13	119.8	3	31	16	0	L	34-42
06	10/15	BROWNS	S	29	17	225	58.6	7.8	13.2	3	1	39t	1/8	103.4	6	23	9	0	W	33-17
08	10/29	at Seahawks	S	30	19	402	63.3	13.4	21.2	4	3	72t	5/35	106.9	8	67	18	0	L	38-41
09	11/05	COLTS																	L	14-20
10	11/12	at Rams																	L	7-33
11	11/19	CARDINALS																	W	31-21
12	11/27	at Ravens																	L	16-23
13	12/03	at Titans																	L	13-24
14	12/10	49ERS																	L	16-26
15	12/17	at Jaguars																	L	7-45
16	12/25	STEELERS																	L	6-34
17	12/31	at Colts																	L	13-22
2017 TOTALS			7-6	204	126	1,699	61.8	8.3	13.5	19	8	72t	19/116	103.0	36	269	49t	2	4-12	



# J.J. WATT

## DEFENSIVE END

6-5 | 295 | WISCONSIN

HOMETOWN: PEWAUKEE, WIS. | AGE: 29

8TH NFL SEASON | 8TH WITH TEXANS | ACQUIRED: D1-'11

2017 GP/GS: 5/5 | CAREER GP/GS (POST): 88/88 (5/5)

TEAMS: HOU 2011-17



# 99

**TRANSACTIONS:** Selected by the Houston Texans with the 11th pick in the first round (11th overall) of the 2011 NFL Draft...Signed a contract extension with the Texans on Sept. 2, 2014.

### HONORS:

- ✦ Walter Payton NFL Man of the Year (2017)
- ✦ Sports Illustrated Person of the Year (2017)
- ✦ Associated Press and PFWA NFL Defensive Player of the Year (3x – 2012, 2014-15)
- ✦ Associated Press First-Team All-Pro (4x – 2012-15)
- ✦ Pro Bowl selection (4x – 2012-15) and 2014 Pro Bowl Captain
- ✦ NFL 101 AFC Defensive Player of the Year (3x – 2012, 2014-15)
- ✦ Pro Football Weekly/PFWA Defensive Most Valuable Player (3x – 2012, 2014-15)
- ✦ PFW First-Team All-Pro (4x – 2012-15)
- ✦ AFC Defensive Player of the Week (6x – Week 2, 2012; Week 15, 2012; Week 4, 2014; Week 11, 2014; Week 11, 2015; Week 17, 2015) - second-most all-time
- ✦ AFC Defensive Player of the Month (5x – September, 2012; December, 2012; September, 2014; December, 2014; November, 2015)
- ✦ USA Football All-Fundamentals Team (2012)
- ✦ Houston Texans Rookie of the Year (2011)
- ✦ Pro Football Weekly/PFWA All-Rookie Team (2011)
- ✦ USA Today All-Joe Team (2011)
- ✦ NFL sack leader (2x – 2012, 2015)
- ✦ Bert Bell Award winner (2014)

### CAREER:

- ✦ Has recorded 76.0 sacks, 13 fumble recoveries, 15 forced fumbles and 47 passes defended in his career
- ✦ Passed Derrick Thomas (66.0) for the second-most career sacks in a player's first five seasons in NFL history
- ✦ In his 75th career game, became the second-fastest player in NFL history to reach 70.0 sacks (Reggie White, 57 games)
- ✦ Became the second-fastest player in NFL history to reach 75.0 career sacks, as he did so in his 82nd career game. Hall of Fame DE Reggie White accomplished the feat in his 65th career game
- ✦ Leads the NFL with 219 quarterback hits and 136 tackles for loss and ranks second in the NFL in sacks since entering the league in 2011
- ✦ The only player in NFL history with 20-or-more sacks and 10-or-more passes defended in the same season, which he accomplished twice (2012, 2014)
- ✦ Recorded his third career 15.0-sack season (2012, 2014, 2015), which is tied for the second-most in the NFL since 1982. Reggie White is the only other player to notch three 15.0-sack seasons in

his first five years in the league

- ✦ Has 21 career games with 2.0-or-more sacks, the second-most of any player in his first five seasons in NFL history
- ✦ Has five games with 3.0-or-more sacks in his career
- ✦ Notched his fourth straight season with 10.0-or-more sacks in 2015, which is the longest active streak in the NFL
- ✦ The first Texan with four seasons (2012-15) of 10.0-or-more sacks in his career (no other player in franchise history has three)
- ✦ Ranks first in franchise history with 76.0 sacks
- ✦ Owns the three highest single-season sack totals in team history (2012, 2014, 2015)
- ✦ Posted 50-or-more quarterback hits in two straight seasons (2014-15)
- ✦ Has blocked four kicks in his career, including a franchise-record two in 2013
- ✦ One of two players to record 10.0 sacks and 10 passes defended in two different seasons since 1991 (Jason Taylor)
- ✦ Posted his fourth straight season (2012-15) with 40-or-more quarterback hits and reached 200 career quarterback hits. His 2012-15 seasons are currently the top four single-season quarterback hit totals since 2006
- ✦ His 36.5 sacks through his first three seasons were the seventh-most in NFL history for a player through their first three seasons
- ✦ Became first player in NFL history with 14 passes defended and 14 sacks in the same season in 2012
- ✦ His 36.5 combined sacks and passes defended in 2012 were the most by a player since 1991, when passes defended became an official statistic
- ✦ Emerged on the national scene in the playoffs following the 2011 season with 3.5 sacks and an interception return for a touchdown in the postseason

### 2017 (Houston 5/5):

- ✦ Recorded 15 total tackles (11 solo), five quarterback hits, three tackles for loss and two passes defended in five games played
- ✦ Started in his return to the field and recorded one tackle and one quarterback hit vs. Jacksonville (9/10)
- ✦ Recorded six combined tackles with five solo stops, one quarterback hit and one pass defended at Cincinnati (9/14)
- ✦ Tallied six total tackles for the second consecutive game and recorded two quarterback hits and three tackles for loss at New England (9/24)
- ✦ Moved into a tie for fifth in team history with 47 career passes defended vs. Tennessee (10/1)
- ✦ Placed on the Reserve/Injured list on Oct. 11

### 2016 (Houston 3/3, 0/0):



- Spent the entire preseason on the Active/Physically Unable to Perform list
- Moved from the Active/Physically Unable to Perform list to the active roster on Sept. 3
- Tied for the team lead with three quarterback hits in the season opener vs. Chicago (9/11)
- Finished with five total tackles, 1.5 sacks, two quarterback hits, one tackle for loss and one fumble recovery vs. Kansas City (9/18)
- Recorded a sack in his third straight regular season game against Kansas City, dating back to Oct. 20, 2013, when he brought down Chiefs QB Alex Smith for a four-yard loss (9/18)
- Placed on the Reserve/Injured list on Sept. 28, breaking a streak of 83 consecutive starts since entering the NFL

## 2015 (Houston 16/16, 1/1):

- Totaled 76 total tackles (57 solo), 17.5 sacks, 50 quarterback hits, 29 tackles for loss, eight passes defended, three forced fumbles and one fumble recovery in 16 games
- Finished with nine tackles (all solo), including six for a loss and 2.0 sacks vs. Kansas City (9/13)
- His 2.0 sacks tied for the most in a season opener in franchise history (Mario Williams, 3x - last: vs. Indianapolis, 9/11/11)
- Became the eighth player in team history to record 300 career tackles (304)
- Posted a sack in the fourth straight home opener (2012-15) of his career
- Recorded his 60th career sack in his 66th career game, which is the second-fastest in NFL history behind only Reggie White who accomplished the feat in his 47th game (9/20)
- Finished second on the team with seven tackles (six solo) and recorded 2.0 sacks, four quarterback hits and three tackles for loss at Miami (10/25)
- Set a single-game career high with 10 quarterback hits vs. Tennessee (11/1)
- Finished the game with five tackles (three solo), 10 quarterback hits, 2.5 sacks, one tackle for loss and one forced fumble vs. Tennessee (11/1)
- Led the team with eight solo tackles, including five for loss, 2.0 sacks and five quarterback hits vs. N.Y. Jets (11/22)
- Finished the game with five tackles (three solo), 2.0 sacks and eight quarterback hits vs. New Orleans (11/29)
- In his 75th career game, became the second-fastest player in NFL history to reach 70.0 sacks (Reggie White, 57 games)
- Named AFC Defensive Player of the Month for November (fifth time in his career)
- Has recorded 15.5 career sacks in 10 games against Tennessee, which is his highest total against any team. He has notched 2.0-or-more sacks in three of the last four games against the Titans and in six overall in the series
- Led the team with eight tackles (five solo), to go along with a single-game season-high 3.0 sacks, three tackles for loss, four quarterback hits, two passes defended, one forced fumble and one fumble recovery vs. Jacksonville (1/3/16)
- His sack total ranks as the third-highest single-season mark in franchise history behind his 20.5 sacks in 2012 and 2014
- Recorded his third career 15.0-sack season, which is tied for the second-most in the NFL since 1982. Reggie White is the only other player to notch three 15.0-sack seasons in his first five years in the league
- Posted 50-or-more quarterback hits for the second straight season (51 in 2014)
- Named AFC Defensive Player of the Week in Week 17

## 2014 (Houston 16/16):

- Totaled 78 tackles, 20.5 sacks, 29 tackles for loss, 50 quarterback hits, five fumble recoveries and four forced fumbles
- Started and played in every game for the fourth consecutive season.
- Tied his career high with 20.5 sacks and became the first player in NFL history with 20 or more sacks in two different seasons (2012 and 2014)
- Named the AFC Defensive Player of the Month twice (September and December)
- Recorded five total touchdowns (three receiving, one interception return and one fumble return) and a safety to finish with 32 points scored
- Recorded a sack, 3.0 tackles, five quarterback hits, 2.0 tackles for loss and recovered a fumble vs. Washington (9/7)
- Became the first defensive player in franchise history to score from scrimmage on a 1-yard touchdown reception at Oakland (9/14)
- Notched his first career regular season interception and returned it 80 yards for a touchdown, which is tied for the sixth longest return in NFL history for a defensive lineman, in Week 4 vs. Buffalo (9/28). Also had a career-high nine quarterback hits, five tackles and a pass defended
- Recorded 2.0 sacks, one tackle for loss, a forced fumble, fumble recovery, six quarterback hits and caught a one-yard touchdown pass in the fourth quarter vs. Tennessee (11/30) in Week 13
- Became Texans all-time sack leader with 54.0 sacks in Week 16 vs. Baltimore (12/21) when he sacked Ravens QB Joe Flacco on fourth-and-10 in the fourth quarter
- Became the first player in NFL history to record two seasons with more than 20 sacks (20.5 in 2012 and again in 2014), as he finished with 3.0 sacks, four tackles for loss, three quarterback hits, a forced fumble, safety and team-high six tackles vs. Jacksonville (12/28) in Week 17. Had 2.0-or-more sacks in all six division games this season and six sacks in two games against Jacksonville

## 2013 (Houston 16/16):

- Led the NFL in quarterback hits (46) and was second in tackles for loss (22) while setting a career high with 117 tackles (71 solo) to go along with a team-best 10.5 sacks, seven passes defended, four forced fumbles, two fumble recoveries and two blocked kicks
- Recorded nine tackles (five solo), 1.0 sack and a forced fumble at Kansas City (10/20)
- Recorded eight tackles (four solo), 1.0 sack, one pass defended and blocked a field goal attempt vs. Indianapolis (11/3)
- Notched seven tackles (five solo), one sack and set career highs with two forced fumbles and two fumble recoveries at Arizona (11/10)
- Tallied 2.0 sacks along with 13 tackles (eight solo) vs. Oakland (11/17). His 2.0 sacks marked the ninth time in his career that he has recorded at least two in a game
- Totaled nine solo tackles, 1.0 sack, a season-high five tackles for loss, a pass defended and forced a fumble at Tennessee (12/29)

## 2012 (Houston 16/16, 2/2):

- Named the AP Defensive Player of the Year after he led the NFL with a franchise single-season record 20.5 sacks on the season
- Set a league season record for defensive linemen with 16 passes defended
- Earned AP First-Team All-Pro honors and was selected as Pro Bowl starter for the AFC after leading the Texans with 107 tackles (85 solo), 16 passes defended, four forced fumbles and

two recoveries

- Contributed to 95 plays that either resulted in no gain or negative yardage
- Had six total tackles (four solo), 1.5 sacks, and three passes defended, two of which were intercepted by his teammates in the season opener vs. Miami (9/9)
- Led the defense with 10 total tackles while sacking Broncos QB Peyton Manning 2.5 times at Denver (9/23)
- Recorded seven tackles (five solo) including 2.0 sacks and recovered a fumble at Tennessee (9/30)
- Made seven total tackles (six solo) including 2.0 sacks of Aaron Rodgers vs. Green Bay (10/14)
- Sacked Colts QB Andrew Luck 3.0 times for a total loss of 22 yards, tallied 13 total tackles and forced a fumble for the third consecutive game vs. Indianapolis (12/16).
- Became the ninth player in NFL history to record 20.0 or more sacks in a season when he sacked Vikings QB Christian Ponder for a loss of three yards in the third quarter vs. Minnesota (12/23). He also forced a fumble in his fourth consecutive game. It was his fourth of the season, tying a franchise single-season record
- Registered four solo tackles, all of which were for a loss, one quarterback hit on an incomplete pass, and batted down his 16th pass of the season at Indianapolis (12/30)
- Led the team with five tackles and recorded two tackles for loss and two passes defended in AFC Wild Card Playoff vs. Cincinnati (1/5/13)
- Sacked Bengals QB Andy Dalton for a 9-yard loss in the first quarter in AFC Wild Card Playoff vs. Cincinnati (1/5/13), raising his career postseason sack total to 4.5
- Recorded a half sack and four total tackles in AFC Divisional Playoff at New England (1/13/13), raising his career postseason sack total to 5.0

## 2011 (Houston 16/16, 2/2):

- Started all 16 games as a rookie, recording 59 tackles (52 solo), 5.5 sacks, four passes defended, two fumble recoveries and blocked a field goal to earn Houston Texans Rookie of the Year honors
- Recorded one fumble recovery, one quarterback pressure and five solo tackles in the season opener vs. Indianapolis (9/11)
- Blocked a field goal and recorded four tackles (three solo) at Miami (9/18)
- Recorded his first career sack to go along with four solo tackles at New Orleans (9/25)
- Intercepted a pass in the second quarter and returned it 29 yards for a touchdown to go along with a sack of Bengals QB Andy Dalton for a 7-yard loss in AFC Wild Card Playoff vs. Cincinnati (1/7/12)

- Recorded game-high 12 tackles (nine solo) and 2.5 sacks for a loss of 22 yards in AFC Divisional Playoff at Baltimore (1/15/12)

## COLLEGE:

- Played two seasons (2009-10) at the University of Wisconsin-Madison (Wis.)
- Redshirted the 2008 season at Wisconsin after transferring from Central Michigan University in Mount Pleasant, Mich., where he spent the 2007 campaign
- Started all 26 games he played in for the Badgers at strongside defensive end, recording 106 total tackles (74 solo) with 11.5 sacks for a loss of 75 yards, 36.5 stops for losses of 144 yards and 28 quarterback pressures
- Recovered five fumbles (one with Central Michigan) and caused four others, blocked four kicks and deflected 13 passes in his college career
- All-America first-team selection by The NFL Draft Report, earning second-team honors from the Associated Press and Sports Illustrated and consensus All-Big Ten Conference first-team choice
- Recipient of the Lott IMPACT Trophy and was also named Lott IMPACT Player of the Week for his performance vs. Ohio State
- Started all 13 games in 2010 at strongside defensive end, finishing second on the team with 62 total tackles (42 solos) while leading the Badgers with 7.0 sacks for minus-56 yards, finishing third nationally with 21.0 stops for losses totaling 91 yards
- Blocked three kicks and deflected eight passes and intercepted another for a 15-yard return
- Sophomore All-America and second-team All-Big Ten Conference selection by The NFL Draft Report in 2009, earning All-Big Ten honorable mention from the league's coaches and media and also chosen Academic All-Big Ten
- Life sciences communication major, earning Academic All-Big Ten Conference honors

## PERSONAL:

- Raised more than \$37 million for Hurricane Harvey relief for Houston
- Received an honorary doctorate from Baylor College of Medicine
- Served as the Grand Marshal of the 2012 Houston Livestock Show and Rodeo and Art Car Parades
- Founded and serves on the board of directors of the Justin J. Watt Foundation which provides support to after-school athletic programs in Wisconsin and Texas
- Attended Pewaukee (Wisc.) High School and earned All-Woodland Conference, All-Area and All-Parkland County honors as a senior while garnering All-State accolades
- Received Woodland Conference Player of the Year recognition in 2006

## J.J. WATT - NFL REGULAR SEASON STATISTICS

DATE	TEAM	GP	GS	TK	S	A	TACKLES					INTERCEPTIONS					FUMBLES			ST					MISC	
							TFL	YDS	SK	YDS	QBH	NO	YDS	LG	TD	PD	FF	FR	YDS	TK	S	A	FF	FR	S	A
2011	Texans	16	16	56	49	7	13	4	5.5	47.5	19	0	0	0	0	4	0	2	2	0	0	0	0	0	0	0
2012	Texans	16	16	81	69	12	39	14	20.5	138.5	43	0	0	0	0	16	4	2	7	0	0	0	0	0	0	0
2013	Texans	16	16	80	65	15	22	83	10.5	70.5	46	0	0	0	0	7	4	2	0	0	0	0	0	0	0	0
2014	Texans	16	16	78	59	19	29	139	20.5	140.0	51	1	80	80t	1	10	4	5	59	0	0	0	0	0	0	0
2015	Texans	16	16	76	57	19	29	126	17.5	117.5	50	0	0	0	0	8	3	1	0	0	0	0	0	0	0	0
2016	Texans	3	3	8	1	7	1	4	1.5	5.0	5	0	0	0	0	0	0	1	0	0	0	0	0	0	0	0
2017	Texans	5	5	15	11	4	3	11	0.0	0.0	5	0	0	0	0	2	0	0	0	0	0	0	0	0	0	0
NFL TOTALS		88	88	394	311	83	136	381	76.0	519.0	219	1	80	80t	1	47	15	13	68	0	0	0	0	0	0	0

# VETERAN BIOS

## J.J. WATT - NFL POSTSEASON STATISTICS

DATE	TEAM	GP	GS	TK	S	A	TACKLES				QBH	INTERCEPTIONS					FUMBLES			ST					MISC	
							TFL	YDS	SK	YDS		NO	YDS	LG	TD	PD	FF	FR	YDS	TK	S	A	FF	FR	S	A
2011	Texans	2	2	14	11	3	4	0	3.5	29.0	4	1	29	29t	1	1	0	0	0	0	0	0	0	0	0	0
2012	Texans	2	2	9	6	3	3	0	1.5	13.5	3	0	0	0	0	2	0	0	0	0	0	0	0	0	0	0
2015	Texans	1	1	1	0	1	0	0	0.0	0.0	0	0	0	0	0	0	0	0	0	0	0	0	0	0	0	0
NFL TOTALS		5	5	24	17	7	7	0	5.0	42.5	7	1	29	29t	1	3	0	0	0	0	0	0	0	0	0	0

### SINGLE-GAME HIGHS: DEFENSIVE

<b>Total Tackles</b>	10 vs. Indianapolis Colts, Dec 16, 2012	<b>Tackles For Loss</b>	6 vs. Kansas City Chiefs, Sep 13, 2015
<b>Sacks</b>	3.0 vs. Jacksonville Jaguars, Jan 03, 2016 ...4 more at 3.0.	<b>Interceptions</b>	1 vs. Buffalo Bills, Sep 28, 2014
<b>Passes Defensed</b>	3 vs. Indianapolis Colts, Oct 09, 2014 ...3 more at 3.	<b>Interception Return Yards</b>	80 vs. Buffalo Bills, Sep 28, 2014
<b>Forced Fumbles</b>	2 at Arizona Cardinals, Nov 10, 2013	<b>Safeties</b>	1 vs. Jacksonville Jaguars, Dec 28, 2014
<b>Fumble Recoveries</b>	2 at Arizona Cardinals, Nov 10, 2013		

### SINGLE-GAME HIGHS - POSTSEASON: DEFENSIVE

<b>Total Tackles</b>	12 at Baltimore Ravens, Jan 15, 2012	<b>Tackles For Loss</b>	3 at Baltimore Ravens, Jan 15, 2012
<b>Sacks</b>	2.5 at Baltimore Ravens, Jan 15, 2012	<b>Interceptions</b>	1 vs. Cincinnati Bengals, Jan 07, 2012
<b>Passes Defensed</b>	2 vs. Cincinnati Bengals, Jan 05, 2013	<b>Interception Return Yards</b>	29 vs. Cincinnati Bengals, Jan 07, 2012

### 2017 GAME-BY-GAME REGULAR SEASON STATISTICS (TEXANS)

W	DATE	OPPONENT	TK	S	A	TACKLES				QBH	INTERCEPTIONS					FUMBLES			ST					MISC		W/L	SCORE
						SK	YDS	TFL	YDS		NO	YDS	LG	TD	PD	FF	FR	YDS	TK	S	A	FF	FR	S	A		
01	09/10	JAGUARS	S	1	1	0	0.0	0.0	0	0	1	0	0	0	0	0	0	0	0	0	0	0	0	0	0	L	7-29
02	09/14	at Bengals	S	6	5	1	0.0	0.0	0	0	1	0	0	0	0	1	0	0	0	0	0	0	0	0	0	W	13-9
03	09/24	at Patriots	S	6	5	1	0.0	0.0	3	11	2	0	0	0	0	0	0	0	0	0	0	0	0	0	0	L	33-36
04	10/01	TITANS	S	0	0	0	0.0	0.0	0	0	1	0	0	0	0	1	0	0	0	0	0	0	0	0	0	W	57-14
05	10/08	CHIEFS	S	2	0	2	0.0	0.0	0	0	0	0	0	0	0	0	0	0	0	0	0	0	0	0	0	L	34-42
06	10/15	BROWNS									INJURED RESERVE															W	33-17
08	10/29	at Seahawks									INJURED RESERVE															L	38-41
09	11/05	COLTS									INJURED RESERVE															L	14-20
10	11/12	at Rams									INJURED RESERVE															L	7-33
11	11/19	CARDINALS									INJURED RESERVE															W	31-21
12	11/27	at Ravens									INJURED RESERVE															L	16-23
13	12/03	at Titans									INJURED RESERVE															L	13-24
14	12/10	49ERS									INJURED RESERVE															L	16-26
15	12/17	at Jaguars									INJURED RESERVE															L	7-45
16	12/25	STEELERS									INJURED RESERVE															L	6-34
17	12/31	at Colts									INJURED RESERVE															L	13-22
2017 TOTALS			5-5	15	11	4	0.0	0.0	3	11	5	0	0	0	0	2	0	0	0	0	0	0	0	0	0	0	4-12





# JOE WEBB III

## QUARTERBACK

6-4 | 230 | ALABAMA-BIRMINGHAM

HOMETOWN: BIRMINGHAM, ALA. | AGE: 31

9TH NFL SEASON | 1ST WITH TEXANS | ACQUIRED: UFA-'18 (BUF)

2017 GP/GS (POST): 16/0 (1/0) | CAREER GP/GS (POST): 86/4 (7/1)

TEAMS: MIN 2010-13; CAR 2014-16; BUF 2017; HOU 2018



5

**TRANSACTIONS:** Selected by the Minnesota Vikings with the 30th pick in the sixth round (199th overall) of the 2010 NFL Draft...Signed by the Carolina Panthers as an unrestricted free agent on March 21, 2014...Re-signed by the Panthers on March 9, 2015...Re-signed by the Panthers on March 10, 2016...Waived by the Panthers on Sept 2, 2017...Signed by the Buffalo Bills on Sept. 4, 2017...Signed by the Houston Texans as an unrestricted free agent on April 5, 2018.

### 2017 (Buffalo 16/0):

- Contributed on special teams in all 16 games
- Entered the game after QB Nathan Peterman left due to injury vs. Indianapolis (12/10) in Week 14 and led the Bills to victory in overtime
- Contributed on special teams in the AFC Wild Card Playoff at Jacksonville (1/7/18)

### 2016 (Carolina 14/0):

- Played in 14 games for Carolina and was inactive for one game
- Contributed primarily on special teams and saw action at wide receiver
- Served as reserve quarterback vs. Tampa Bay (10/10) when Cam Newton was injured and Derek Anderson started
- Averaged 21.8 yards on six kickoff returns for 131 yards with a long of 37 yards
- Finished second on the team with seven special teams tackles
- Caught one pass for three yards
- Inactive vs. San Francisco (9/18) and dressed but did not play vs. Tampa Bay (10/10)
- Notched a career-long 37-yard kickoff return vs. Arizona (10/30) in Week 8

### 2015 (Carolina 16/0, 3/0):

- Appeared in all 16 regular season games for Carolina
- Contributed primarily on special teams
- Played in all three postseason contests, including Super Bowl 50 vs. Denver (2/7/16)
- Finished second on the team with 12 total special teams tackles and recovered one fumble
- Averaged 22.3 yards on eight kickoff returns for 178 yards

### 2014 (Carolina 7/0, 2/0):

- Appeared in seven regular season games and both postseason contests
- Served as a reserve quarterback, saw action at wide receiver and contributed on special teams
- Posted one reception for 16 yards, returned two kickoffs for 53

yards and logged one special teams tackle

- Made switch back to quarterback in 2014 after playing one season at wide receiver for Minnesota in 2013

### 2013 (Minnesota 16/1):

- Switched to wide receiver for Minnesota in 2013 after playing quarterback during first three seasons
- Registered five catches for 33 yards
- Returned one kickoff for nine yards
- Started at wide receiver at Detroit (12/29) in Week 17 but did not record a catch

### 2012 (Minnesota 1/0, 1/1):

- Appeared in one regular season game in relief of QB Christian Ponder vs. Tennessee (10/7) in Week 5
- Started in place of Ponder in the 2012 NFC Wild Card Playoff at Green Bay (1/5/13)
- Completed 11-of-30 passes for 180 yards, one touchdown and one interception. Also added 68 yards rushing on seven carries in the playoff loss to the Packers

### 2011 (Minnesota 11/1):

- Played in 11 games with one start for Minnesota in 2011
- Completed 34-of-63 passes for 376 yards and three touchdowns with two interceptions to compile a 74.6 quarterback rating
- Carried 22 times for 154 yards and two touchdowns
- Snagged first career reception for nine yards at Green Bay (11/14) in Week 10 and started at wide receiver vs. Denver (12/4) in Week 13
- Threw first career touchdown at Detroit (12/11) in Week 14, hitting RB Toby Gerhart from two yards out
- Set a Vikings franchise record for most rushing yards in a game by a quarterback with 109 on seven attempts at Detroit (12/11) in Week 14
- Scampered a career-long 65 yards for a touchdown at Detroit, the longest run by a quarterback in franchise history and seventh longest at the time by a quarterback in NFL history

### 2010 (Minnesota 5/2):

- Played in the last five games of 2010, starting the final two
- Completed 54-of-89 passes for 480 yards and no touchdowns with three interceptions
- Gained 120 rushing yards on 18 attempts with two touchdowns
- Had one kickoff return for 30 yards
- Made NFL debut vs. Buffalo (12/5) in Week 13
- Returned opening kickoff 30 yards to become the first quarterback in Vikings history to return a kickoff

## VETERAN BIOS

- Became first quarterback to return a kickoff since Guido Merkens in 1981
- Scored first career touchdown on a 13-yard run vs. Chicago (12/20) in Week 15
- Became only the second Vikings rookie quarterback to win first start at Philadelphia (12/28) in Week 16
- Produced career highs of an 87.8 quarterback rating and 65.4 completion percentage on 17-of-26 passing for 195 yards, while adding 31 yards rushing and one touchdown on six carries

### COLLEGE:

- Played four seasons (2006-09) at the University of Alabama–Birmingham after redshirting the 2005 campaign
- Completed 468-of-792 career passes for 5,771 yards and 37 touchdowns. Also rushed for 2,774 yards and 24 touchdowns on 516 carries during his collegiate career
- As a senior, completed 162-of-271 passes for 2,299 yards and 21 touchdowns, adding 1,427 yards rushing and 11 touchdowns, and two receptions for 12 yards and a touchdown
- Threw for a career-high 2,367 yards as a junior in 2008, adding another 1,021 yards and 11 touchdowns on the ground

- Played both wide receiver and quarterback as a sophomore. Completed 65-of-117 passes for 679 yards and five touchdowns, while hauling in 30 passes for 459 yards and three touchdowns
- Saw action in two games in 2006 after redshirting as a freshman

### PERSONAL:

- Son of Joseph and Wanda Webb
- Has two sons, Joe IV and Zamir
- Held Joe Webb's Annual Back 2 School Rally, where he gave out free food and school supplies to kids in Birmingham, Ala.
- Goes Christmas shopping every year with a program called 'The Relatives.' An organization that aims to help youth find stability and pathways to a successful future
- Hosts a free football camp at UAB each summer
- Attended Ensley High School in Birmingham, Ala. where he lettered in football, basketball and baseball, while also being a member of the National Honor Society
- Named honorable mention Class 5A all-state by the *Birmingham News*
- Threw for more than 2,000 yards and 18 touchdowns as a senior in 2004

### JOE WEBB III - NFL REGULAR SEASON PASSING STATISTICS

DATE TEAM	GP	GS	ATT.	CMP.	PCT.	YDS	AVG.	TD	INT.	LG	SK	LST	RATE
2010 Vikings	5	2	89	54	60.7	477	5.4	0	3	46	8	48	60.9
2011 Vikings	11	1	63	34	54.0	376	6.0	3	2	36	3	21	74.6
2012 Vikings	1	0	0	0	0.0	0	0.0	0	0	0	0	0	0.0
2013 Vikings	16	1	0	0	0.0	0	0.0	0	0	0	0	0	0.0
2014 Panthers	7	0	0	0	0.0	0	0.0	0	0	0	0	0	0.0
2015 Panthers	16	0	0	0	0.0	0	0.0	0	0	0	0	0	0.0
2016 Panthers	14	0	0	0	0.0	0	0.0	0	0	0	0	0	0.0
2017 Bills	16	0	7	2	28.6	35	5.0	0	1	34	0	0	8.3
<b>TOTALS</b>	<b>86</b>	<b>4</b>	<b>159</b>	<b>90</b>	<b>56.6</b>	<b>888</b>	<b>5.6</b>	<b>3</b>	<b>6</b>	<b>46</b>	<b>11</b>	<b>69</b>	<b>63.1</b>

### JOE WEBB III - NFL POSTSEASON PASSING STATISTICS

DATE TEAM	GP	GS	ATT.	CMP.	PCT.	YDS	AVG.	TD	INT.	LG	SK	LST	RATE
2012 Vikings	1	1	30	11	36.7	180	6.0	1	1	50t	3	23	54.9
2014 Panthers	2	0	0	0	0.0	0	0.0	0	0	0	0	0	0.0
2015 Panthers	3	0	0	0	0.0	0	0.0	0	0	0	0	0	0.0
2017 Bills	1	0	0	0	0.0	0	0.0	0	0	0	0	0	0.0
<b>TOTALS</b>	<b>7</b>	<b>1</b>	<b>30</b>	<b>11</b>	<b>36.7</b>	<b>180</b>	<b>6.0</b>	<b>1</b>	<b>1</b>	<b>50t</b>	<b>3</b>	<b>23</b>	<b>54.9</b>

### JOE WEBB III - NFL REGULAR SEASON STATISTICS

DATE TEAM	GP	GS	RECEIVING					RUSHING				
			NO.	YDS	AVG	LG	TD	NO.	YDS.	AVG.	LG	TD
2010 Vikings	5	2	0	0	0.0	0	0	18	120	6.7	16	2
2011 Vikings	11	1	1	9	9.0	9	0	22	154	7.0	65t	2
2012 Vikings	1	0	0	0	0.0	0	0	1	-1	-1.0	-1	0
2013 Vikings	16	1	5	33	6.6	15	0	0	0	0.0	0	0
2014 Panthers	7	0	1	16	16.0	16	0	0	0	0.0	0	0
2015 Panthers	16	0	0	0	0.0	0	0	1	-1	-1.0	-1	0
2016 Panthers	14	0	1	3	3.0	3	0	0	0	0.0	0	0
2017 Bills	16	0	0	0	0.0	0	0	8	54	6.8	22	0
<b>NFL TOTALS</b>	<b>86</b>	<b>4</b>	<b>8</b>	<b>61</b>	<b>7.6</b>	<b>16</b>	<b>0</b>	<b>50</b>	<b>326</b>	<b>6.5</b>	<b>65t</b>	<b>4</b>

## VETERAN BIOS

### JOE WEBB III - NFL POSTSEASON STATISTICS

DATE TEAM	GP	GS	RECEIVING					RUSHING				
			NO.	YDS	AVG	LG	TD	NO.	YDS.	AVG.	LG	TD
2012 Vikings	1	1	0	0	0.0	0	0	7	68	9.7	17	0
2014 Panthers	2	0	0	0	0.0	0	0	0	0	0.0	0	0
2015 Panthers	3	0	0	0	0.0	0	0	0	0	0.0	0	0
2017 Bills	1	0	0	0	0.0	0	0	0	0	0.0	0	0
<b>NFL TOTALS</b>	<b>7</b>	<b>1</b>	<b>0</b>	<b>0</b>	<b>0.0</b>	<b>0</b>	<b>0</b>	<b>7</b>	<b>68</b>	<b>9.7</b>	<b>17</b>	<b>0</b>

### JOE WEBB III - NFL REGULAR SEASON RETURN STATISTICS

DATE TEAM	RET.	KICKOFF RETURNS					PUNT RETURNS				
		YDS.	AVG.	LG	TD	NO.	FC	YDS	AVG	LG	TD
2010 Vikings	1	30	30.0	30	0	0	0	0	0.0	0	0
2011 Vikings	0	0	0.0	0	0	0	0	0	0.0	0	0
2012 Vikings	0	0	0.0	0	0	0	0	0	0.0	0	0
2013 Vikings	1	9	9.0	9	0	0	0	0	0.0	0	0
2014 Panthers	2	53	26.5	27	0	0	0	0	0.0	0	0
2015 Panthers	8	178	22.3	27	0	0	0	0	0.0	0	0
2016 Panthers	6	131	21.8	37	0	0	0	0	0.0	0	0
2017 Bills	0	0	0.0	0	0	0	0	0	0.0	0	0
<b>NFL TOTALS</b>	<b>18</b>	<b>401</b>	<b>22.3</b>	<b>37</b>	<b>0</b>	<b>0</b>	<b>0</b>	<b>0</b>	<b>0.0</b>	<b>0</b>	<b>0</b>

### JOE WEBB III - NFL POSTSEASON RETURN STATISTICS

DATE TEAM	RET.	KICKOFF RETURNS					PUNT RETURNS				
		YDS.	AVG.	LG	TD	NO.	FC	YDS	AVG	LG	TD
2012 Vikings	0	0	0.0	0	0	0	0	0	0.0	0	0
2014 Panthers	0	0	0.0	0	0	0	0	0	0.0	0	0
2015 Panthers	5	83	16.6	25	0	0	0	0	0.0	0	0
2017 Bills	0	0	0.0	0	0	0	0	0	0.0	0	0
<b>NFL TOTALS</b>	<b>5</b>	<b>83</b>	<b>16.6</b>	<b>25</b>	<b>0</b>	<b>0</b>	<b>0</b>	<b>0</b>	<b>0.0</b>	<b>0</b>	<b>0</b>

### SINGLE-GAME HIGHS: QUARTERBACK

<b>Pass Attempts</b>	32 vs. Chicago Bears, Jan 01, 2012 ...1 more at 32.	<b>Passer Rating</b>	87.8 at Philadelphia Eagles, Dec 28, 2010
<b>Pass Completions</b>	20 at Detroit Lions, Jan 02, 2011	<b>Rush Attempts</b>	7 at Detroit Lions, Dec 11, 2011
<b>Yards Passing</b>	200 vs. Chicago Bears, Jan 01, 2012	<b>Rushing Yards</b>	109 at Detroit Lions, Dec 11, 2011
<b>TD Passes</b>	2 at Washington Redskins, Dec 24, 2011	<b>Longest Runs</b>	65t at Detroit Lions, Dec 11, 2011
<b>Long Passes</b>	46 at Philadelphia Eagles, Dec 28, 2010 ...1 more at 46.	<b>Rushing TDs</b>	1 at Washington Redskins, Dec 24, 2011 ...3 more at 1.
<b>Completion Percentage</b>	65.4 at Philadelphia Eagles, Dec 28, 2010		

### SINGLE-GAME HIGHS - POSTSEASON: QUARTERBACK

<b>Pass Attempts</b>	30 at Green Bay Packers, Jan 05, 2013	<b>Completion Percentage</b>	36.7 at Green Bay Packers, Jan 05, 2013
<b>Pass Completions</b>	11 at Green Bay Packers, Jan 05, 2013	<b>Passer Rating</b>	54.9 at Green Bay Packers, Jan 05, 2013
<b>Yards Passing</b>	180 at Green Bay Packers, Jan 05, 2013	<b>Rush Attempts</b>	7 at Green Bay Packers, Jan 05, 2013
<b>TD Passes</b>	1 at Green Bay Packers, Jan 05, 2013	<b>Rushing Yards</b>	68 at Green Bay Packers, Jan 05, 2013
<b>Long Passes</b>	50t at Green Bay Packers, Jan 05, 2013	<b>Longest Runs</b>	17 at Green Bay Packers, Jan 05, 2013 ...1 more at 17.



# VETERAN BIOS

## SINGLE-GAME HIGHS: RUSHING/RECEIVING

**Rush Attempts** 7 at Detroit Lions, Dec 11, 2011  
**Rushing Yards** 109 at Detroit Lions, Dec 11, 2011  
**Longest Runs** 65t at Detroit Lions, Dec 11, 2011  
**Rushing TDs** 1 at Washington Redskins, Dec 24, 2011  
 ...3 more at 1.  
**Receptions** 3 vs. Carolina Panthers, Oct 13, 2013  
**Receiving Yards** 24 vs. Carolina Panthers, Oct 13, 2013  
**Longest Receptions** 16 at Philadelphia Eagles, Nov 10, 2014

**All-purpose yards** 109 at Detroit Lions, Dec 11, 2011  
**Kickoff Returns** 3 at New York Giants, Dec 20, 2015  
**Kickoff Return Yards** 64 at New York Giants, Dec 20, 2015  
**Longest Kickoff Return** 37 vs. Arizona Cardinals, Oct 30, 2016  
**Special Teams Tackles** 2 vs. Denver Broncos, Sep 24, 2017  
 ...2 more at 2.  
**Most TDs** 3 at Washington Redskins, Dec 24, 2011

## SINGLE-GAME HIGHS - POSTSEASON: RUSHING/RECEIVING

**Rush Attempts** 7 at Green Bay Packers, Jan 05, 2013  
**Rushing Yards** 68 at Green Bay Packers, Jan 05, 2013  
**Longest Runs** 17 at Green Bay Packers, Jan 05, 2013  
 ...1 more at 17.  
**All-purpose yards** 68 at Green Bay Packers, Jan 05, 2013  
**Kickoff Returns** 4 vs. Seattle Seahawks, Jan 17, 2016

**Kickoff Return Yards** 59 vs. Seattle Seahawks, Jan 17, 2016  
**Longest Kickoff Return** 25 vs. Seattle Seahawks, Jan 17, 2016  
**Special Teams Tackles** 1 vs. Arizona Cardinals, Jan 24, 2016  
 ...2 more at 1.  
**Miscellaneous Tackles** 1 at Green Bay Packers, Jan 05, 2013  
**Most TDs** 1 at Green Bay Packers, Jan 05, 2013

## 100-YARD RUSHING GAMES (1): REGULAR SEASON

DATE	TEAM	ATT.	YDS.	AVG.	LG	TD
12/11/11	at Lions	7	109	15.6	65t	1

## 2017 GAME-BY-GAME REGULAR SEASON STATISTICS (BILLS)

				PASSING										RUSHING						
W	DATE	OPPONENT	P/S	ATT	CMP	YDS	PCT	Y/A	Y/C	TD	INT	LG	SK/YD	RATE	ATT	YDS	LG	TD	W/L	SCORE
01	09/10	JETS	P	0	0	0	0.0	0.0	0.0	0	0	0	0/0	0.0	0	0	0	0	W	21-12
02	09/17	at Panthers	P	0	0	0	0.0	0.0	0.0	0	0	0	0/0	0.0	0	0	0	0	L	3-9
03	09/24	BRONCOS	P	0	0	0	0.0	0.0	0.0	0	0	0	0/0	0.0	0	0	0	0	W	26-16
04	10/01	at Falcons	P	0	0	0	0.0	0.0	0.0	0	0	0	0/0	0.0	0	0	0	0	W	23-17
05	10/08	at Bengals	P	0	0	0	0.0	0.0	0.0	0	0	0	0/0	0.0	0	0	0	0	L	16-20
07	10/22	BUCCANEERS	P	0	0	0	0.0	0.0	0.0	0	0	0	0/0	0.0	0	0	0	0	W	30-27
08	10/29	RAIDERS	P	0	0	0	0.0	0.0	0.0	0	0	0	0/0	0.0	0	0	0	0	W	34-14
09	11/02	at Jets	P	0	0	0	0.0	0.0	0.0	0	0	0	0/0	0.0	0	0	0	0	L	21-34
10	11/12	SAINTS	P	0	0	0	0.0	0.0	0.0	0	0	0	0/0	0.0	0	0	0	0	L	10-47
11	11/19	at Chargers	P	0	0	0	0.0	0.0	0.0	0	0	0	0/0	0.0	0	0	0	0	L	24-54
12	11/26	at Chiefs	P	0	0	0	0.0	0.0	0.0	0	0	0	0/0	0.0	0	0	0	0	W	16-10
13	12/03	PATRIOTS	P	1	0	0	0.0	0.0	0.0	0	0	0	0/0	39.6	3	27	22	0	L	3-23
14	12/10	COLTS	P	6	2	35	33.3	5.8	17.5	0	1	34	0/0	14.6	5	27	12	0	W	13-7+
15	12/17	DOLPHINS	P	0	0	0	0.0	0.0	0.0	0	0	0	0/0	0.0	0	0	0	0	W	24-16
16	12/24	at Patriots	P	0	0	0	0.0	0.0	0.0	0	0	0	0/0	0.0	0	0	0	0	L	16-37
17	12/31	at Dolphins	P	0	0	0	0.0	0.0	0.0	0	0	0	0/0	0.0	0	0	0	0	W	22-16
2017 TOTALS			16-0	7	2	35	28.6	5.0	17.5	0	1	34	0/0	8.3	8	54	22	0	9-7	

+ - Overtime

## 2017 GAME-BY-GAME POSTSEASON STATISTICS (BILLS)

				PASSING										RUSHING						
W	DATE	OPPONENT	P/S	ATT	CMP	YDS	PCT	Y/A	Y/C	TD	INT	LG	SK/YD	RATE	ATT	YDS	LG	TD	W/L	SCORE
01	01/07	at Jaguars	P	0	0	0	0.0	0.0	0.0	0	0	0	0/0	0.0	0	0	0	0	L	3-10
2017 TOTALS			1-0	0	0	0	0.0	0.0	0.0	0	0	0	0/0	0.0	0	0	0	0	0-1	

# VETERAN BIOS

## 2017 GAME-BY-GAME REGULAR SEASON STATISTICS (BILLS)

W	DATE	OPPONENT	P/S	RECEIVING				RUSHING				TD	W/L	SCORE
				NO	YDS	LG	TD	ATT	YDS	LG	TD			
01	09/10	JETS	P	0	0	0	0	0	0	0	0	0	W	21-12
02	09/17	at Panthers	P	0	0	0	0	0	0	0	0	0	L	3-9
03	09/24	BRONCOS	P	0	0	0	0	0	0	0	0	0	W	26-16
04	10/01	at Falcons	P	0	0	0	0	0	0	0	0	0	W	23-17
05	10/08	at Bengals	P	0	0	0	0	0	0	0	0	0	L	16-20
07	10/22	BUCCANEERS	P	0	0	0	0	0	0	0	0	0	W	30-27
08	10/29	RAIDERS	P	0	0	0	0	0	0	0	0	0	W	34-14
09	11/02	at Jets	P	0	0	0	0	0	0	0	0	0	L	21-34
10	11/12	SAINTS	P	0	0	0	0	0	0	0	0	0	L	10-47
11	11/19	at Chargers	P	0	0	0	0	0	0	0	0	0	L	24-54
12	11/26	at Chiefs	P	0	0	0	0	0	0	0	0	0	W	16-10
13	12/03	PATRIOTS	P	0	0	0	0	3	27	22	0	0	L	3-23
14	12/10	COLTS	P	0	0	0	0	5	27	12	0	0	W	13-7+
15	12/17	DOLPHINS	P	0	0	0	0	0	0	0	0	0	W	24-16
16	12/24	at Patriots	P	0	0	0	0	0	0	0	0	0	L	16-37
17	12/31	at Dolphins	P	0	0	0	0	0	0	0	0	0	W	22-16
2017 TOTALS			16-0	0	0	0	0	8	54	22	0	0	9-7	

+ - Overtime

## 2017 GAME-BY-GAME POSTSEASON STATISTICS (BILLS)

W	DATE	OPPONENT	P/S	RECEIVING				RUSHING				TD	W/L	SCORE
				NO	YDS	LG	TD	ATT	YDS	LG	TD			
01	01/07	at Jaguars	P	0	0	0	0	0	0	0	0	0	L	3-10
2017 TOTALS			1-0	0	0	0	0	0	0	0	0	0	0-1	



# BRANDON WEEDEN

QUARTERBACK

6-3 | 230 | OKLAHOMA STATE

HOMETOWN: OKLAHOMA CITY, OKLA. | AGE: 34

7TH NFL SEASON | 3RD WITH TEXANS | ACQUIRED: UFA-'18 (TEN)

CAREER GP/GS: 34/25

TEAMS: CLE 2012-13; DAL 2014-15; HOU 2015-18; TEN 2017



3

**TRANSACTIONS:** Selected by the Cleveland Browns with the 22nd pick in the first round (22nd overall) of the 2012 NFL Draft...Waived by the Browns on March 12, 2014...Signed by the Dallas Cowboys on March 17, 2014...Waived by the Cowboys on Nov. 17, 2015...Claimed off waivers by the Houston Texans on Nov. 18, 2015...Re-signed with the Texans on April 1, 2016...Waived by the Texans on Sept. 2, 2017...Signed by the Tennessee Titans on Oct. 3, 2017...Signed by the Texans as an unrestricted free agent on March 29, 2018.

## CAREER:

- Started 20-of-23 games in Cleveland (2012-2013)
- As a rookie with the Browns, started 15 games and throwing for 3,385 yards, a Browns rookie record, and 14 touchdowns while completing 57.4 percent of his passes
- Played in five games with one start for the Cowboys in 2014 and went 24-of-41 for 303 yards with three touchdowns and two interceptions
- Claimed off waivers by the Texans in November 2015 after playing in four games (three starts) with Dallas

## 2017 (Tennessee 0/0):

- Was active but did not play in Weeks 6 and 7
- Inactive Weeks 9-17 and both postseason games

## 2016 (Houston 0/0):

- Inactive for Weeks 1-12, Weeks 15-17 and the AFC Divisional round at New England (1/14/17)
- Active but did not play in Week 13 at Green Bay (12/4), Week 14 at Indianapolis (12/11) or the AFC Wild Card round vs. Oakland (1/7/17)

## 2015 (Dallas 4/3; Houston 2/1):

- Started in Weeks 3-5 for the Dallas Cowboys after QB Tony Romo was placed on IR-Designated to Return
- Entered the game in Week 2 at Philadelphia (9/20) and completed 7-of-7 passes for 73 yards, and a touchdown (149.7 rating)
- Started in Week 3 against Atlanta (9/27) and completed 22-of-26 passes for 232 yards and an interception (87.8 rating)
- Started in Week 4 at New Orleans (10/4) and went 16-for-26 for 246 yards and a touchdown (105.6 rating)
- Started in Week 5 against New England (10/11) and went 26-for-39 for 187 yards and an interception (66.9 rating)
- Claimed off waivers by the Texans on Nov. 19
- Did not play in Week 11 vs. N.Y. Jets (11/22)
- Inactive in Weeks 12-14

- Completed 11-of-18 passes for 105 yards, one touchdown and a 95.8 passer rating at Indianapolis (12/20)
- Entered the game after QB T.J. Yates exited due to injury in the second quarter at Indianapolis (12/20) and completed 4-of-5 passes for 36 yards on the ensuing drive, which led to a field goal at the end of the first half
- Threw an eight-yard touchdown pass to WR Jaelen Strong in the fourth quarter at Indianapolis (12/20), his first with the Texans, third of the season and 29th of his career. On the 10-play, 90-yard drive, went 4-of-6 for 54 yards and the score
- Became the first player in franchise history with two passing touchdowns and one rushing touchdown in a game at Tennessee (12/27)
- Completed 15-of-24 passes for 200 yards, two touchdowns, no interceptions and a 116.7 passer rating at Tennessee (12/27), which was the highest passer rating he'd recorded in a game in which he started
- Scored his first career rushing touchdown on a seven-yard run in the second quarter at Tennessee (12/27)
- Completed a 44-yard pass to WR DeAndre Hopkins in the second quarter at Tennessee (12/27), his longest completion with the Texans
- Did not play in Week 17 vs. Jacksonville (1/3/16) and in Wild Card Game vs. Kansas City (1/9/16)

## 2014 (Dallas 5/1):

- Played in five games with one start and completed 24-of-41 passes for 303 yards with three touchdowns and two interceptions
- Made his Cowboys debut in place of Romo in the third and fourth quarters of the overtime loss vs. Washington (10/27) and completed 4-of-6 passes for 69 yards and a touchdown
- Started against Arizona (11/2) and completed 18-of-33 (54.5%) passes for 183 yards with one touchdown and two interceptions
- Stepped in for Romo in the fourth quarter when the game was in check at Jacksonville (11/9) in London and completed his lone pass (eight yards)
- Entered the game late in the fourth quarter of the NFC East-clinching win vs. Indianapolis (12/21) to complete his only attempt for a 43-yard touchdown
- Played one snap in the fourth quarter of the season-ending win at Washington (12/28)

## 2013 (Cleveland 6/5):

- Started five of the eight games he played in, completing 141-of-267 passes for 1,731 yards with nine touchdowns and nine interceptions



## VETERAN BIOS

- Threw a career-high 53 passes against Miami (9/8)
- Completed a season-high 26 passes on his way to 292 yards and two touchdowns against Detroit (10/13)
- Threw a career-high three passes of 25-plus yards, including a career-long 95-yard touchdown pass to WR Josh Gordon, on his way to a career-best 370 passing yards and three touchdowns against Jacksonville (12/1)

### 2012 (Cleveland 15/15):

- Started and played in 15 games, completing 297-of-517 passes for 3,385 yards with 14 touchdowns and 17 interceptions
- Added 27 runs for 111 yards, the third-highest total on the team
- His 3,385 passing yards were a Browns rookie record, the seventh-highest figure ever by an NFL rookie and the 10th most by any Browns quarterback
- Finished second among NFL rookies in passing yards (3,385), passing first downs (168) and completions of 20-plus yards (48)
- Threw his first career touchdown pass on a 32-yard screen to RB Trent Richardson and recorded his first career 300-yard passing game (322) while completing a career-high 70.3 percent of his passes at Cincinnati (9/16)
- Completed a career-high 27 passes at home against Buffalo (9/23)
- Attempted a season-high 52 passes and threw for 320 yards with a career-high 17 first downs at Baltimore (9/27)
- Recorded his first win and threw two touchdown passes vs. Cincinnati (10/14)
- Completed 69.4 percent of his passes and compiled 364 passing yards in a win at Oakland (12/2)

### COLLEGE:

- Played four seasons (2008-11) at Oklahoma State University in Stillwater, Okla. after redshirting the 2007 campaign
- Started the final 26 games of his 30-game career with the Cowboys

- Completed 767-of-1,103 career passes for 9,260 yards and 75 touchdowns, both of which are Oklahoma State records
- As a senior, finished second in the nation with a school single-season record 4,727 passing yards, while completing 409-of-565 passes and throwing for a single-season record 37 touchdowns
- Broke school records in total attempts, completions, yardage, and touchdowns
- Established a school record with 502 yards passing against Kansas State
- As a junior, completed 342-of-511 passes for 4,277 yards with 34 touchdowns
- Appeared in three games as a sophomore, completing 15-of-24 passes for 248 yards with four touchdowns
- Saw action in one game in 2008 after redshirting as a freshman

### PERSONAL:

- As a pitcher, was the first player chosen by the New York Yankees (second round, 71st overall) in the 2002 MLB Draft
- Traded to the Los Angeles Dodgers after the 2003 season then selected in the Rule 5 Draft by the Kansas City Royals
- Played his last season of professional baseball in 2006 with the Class-A High Desert Mavericks of the California League
- Started at quarterback for Edmond (Okla.) Santa Fe High School, where he led the team to a victory in the state semifinals and was named team MVP and offensive player of the year
- Threw for the second-most yards in the state of Oklahoma as senior (2001), totaling 2,863 yards with 25 scores
- An all-state selection in football, baseball and as a forward in basketball
- Participated in various community outreach programs while with Cleveland and Dallas, including the 2014-15 Draft Day/Fan Appreciation Party, the 2014 NFL Play 60 clinic in London, Annual Team Holiday Hospital Visits, the Make-A-Wish Foundation of North Texas, the Salvation Army Angel Tree Christmas Program and more

### BRANDON WEEDEN - NFL REGULAR SEASON PASSING/RUSHING STATISTICS

			PASSING												RUSHING				
DATE	TEAM	GP	GS	ATT.	CMP.	PCT.	YDS	AVG.	TD	INT.	LG	SK	LST	RATE	NO.	YDS.	AVG.	LG	TD
2012	Browns	15	15	517	297	57.4	3,385	6.5	14	17	71t	28	186	72.6	27	111	4.1	25	0
2013	Browns	8	5	267	141	52.8	1,731	6.5	9	9	95t	27	180	70.3	12	44	3.7	11	0
2014	Cowboys	5	1	41	24	58.5	303	7.4	3	2	43t	1	9	85.7	6	-1	-0.2	1	0
2015	Cowboys	4	3	98	71	72.4	738	7.5	2	2	67	8	62	92.1	9	30	3.3	11	0
2015	Texans	2	1	42	26	61.9	305	7.3	3	0	44	2	15	107.7	7	17	2.4	7t	1
2016	Texans	0	0	0	0	0.0	0	0.0	0	0	0	0	0	0.0	0	0	0.0	0	0
2017	Texans	0	0	0	0	0.0	0	0.0	0	0	0	0	0	0.0	0	0	0.0	0	0
2017	Titans	0	0	0	0	0.0	0	0.0	0	0	0	0	0	0.0	0	0	0.0	0	0
TOTALS		34	25	965	559	57.9	6,462	6.7	31	30	95t	66	452	76.0	61	201	3.3	25	1

### SINGLE-GAME HIGHS: QUARTERBACK

**Pass Attempts** 53 vs. Miami Dolphins, Sep 08, 2013  
**Pass Completions** 27 vs. Buffalo Bills, Sep 23, 2012  
**Yards Passing** 370 vs. Jacksonville Jaguars, Dec 01, 2013  
**TD Passes** 3 vs. Jacksonville Jaguars, Dec 01, 2013  
**Long Passes** 95t vs. Jacksonville Jaguars, Dec 01, 2013  
**Completion Percentage** 84.6 vs. Atlanta Falcons, Sep 27, 2015

**Passer Rating** 116.7 at Tennessee Titans, Dec 27, 2015  
**Rush Attempts** 5 at Indianapolis Colts, Dec 20, 2015  
 ...1 more at 5.  
**Rushing Yards** 25 vs. Philadelphia Eagles, Sep 09, 2012  
**Longest Runs** 25 vs. Philadelphia Eagles, Sep 09, 2012  
**Rushing TDs** 1 at Tennessee Titans, Dec 27, 2015

# VETERAN BIOS

## 2017 GAME-BY-GAME REGULAR SEASON STATISTICS (TEXANS/TITANS)

			2017 GAME BY GAME REGULAR SEASON STATISTICS (TEXANS/ TITANS/)																	
W	DATE	OPPONENT P/S	PASSING											RUSHING			W/L	SCORE		
			ATT	CMP	YDS	PCT	Y/A	Y/C	TD	INT	LG	SK/YD	RATE	ATT	YDS	LG			TD	
01	09/10	JAGUARS	NOT ON ROSTER														L	7-29		
02	09/14	at Bengals	NOT ON ROSTER														W	13-9		
03	09/24	at Patriots	NOT ON ROSTER														L	33-36		
04	10/01	TITANS	NOT ON ROSTER														W	57-14		
			Went from <b>Texans</b> to <b>Titans</b> .																	
05	10/08	at Dolphins	ACTIVE, DID NOT PLAY														L	10-16		
06	10/16	COLTS	ACTIVE, DID NOT PLAY														W	36-22		
07	10/22	at Browns	ACTIVE, DID NOT PLAY														W	12-9+		
09	11/05	RAVENS	INACTIVE														W	23-20		
10	11/12	BENGALS	INACTIVE														W	24-20		
11	11/16	at Steelers	INACTIVE														L	17-40		
12	11/26	at Colts	ACTIVE, DID NOT PLAY														W	20-16		
13	12/03	TEXANS	INACTIVE														W	24-13		
14	12/10	at Cardinals	INACTIVE														L	7-12		
15	12/17	at 49ers	INACTIVE														L	23-25		
16	12/24	RAMS	INACTIVE														L	23-27		
17	12/31	JAGUARS	INACTIVE														W	15-10		
2017 TOTALS			0-0	0	0	0	0.0	0.0	0.0	0	0	0	0/0	0.0	0	0	0	0	9-7	

+ - Overtime

## 2017 GAME-BY-GAME POSTSEASON STATISTICS (TITANS)

			PASSING											RUSHING					
W	DATE	OPPONENT P/S	ATT	CMP	YDS	PCT	Y/A	Y/C	TD	INT	LG	SK/YD	RATE	ATT	YDS	LG	TD	W/L	SCORE
01	01/06	at Chiefs	INACTIVE															W	22-21
02	01/13	at Patriots	INACTIVE															L	14-35
2017 TOTALS		0-0	0	0	0	0.0	0.0	0.0	0	0	0	0/0	0.0	0	0	0	0	1-1	



# JON WEEKS

LONG SNAPPER

5-10 | 250 | BAYLOR

HOMETOWN: BETHPAGE, N.Y. | AGE: 32

9TH NFL SEASON | 9TH WITH TEXANS | ACQUIRED: FA-'10

2017 GP/GS: 16/0 | CAREER GP/GS (POST): 128/0 (7/0)

TEAMS: HOU 2010-17



46

**TRANSACTIONS:** Signed by the Houston Texans as a college free agent on April 28, 2010...Re-signed with the Texans on March. 5, 2012...Signed a contract extension with the Texans on Sept. 7, 2015.

## CAREER:

- ✦ Named to the 2015 Pro Bowl
- ✦ Signed by the Texans during the 2010 offseason and made the roster out of training camp
- ✦ Has handled 1,217 extra point, field goal and punt snaps and has contributed with 23 special teams tackles
- ✦ Ranks fourth in Texans history with 128 career games played
- ✦ Owns a streak of 128 consecutive regular season games played, which stands alone as the second-longest streak in Texans history
- ✦ One of three players (CB Johnathan Joseph and CB Kareem Jackson) to play in every postseason game in Texans history
- ✦ Played in every game since 2010

## 2017 (Houston 16/0):

- ✦ Served as long snapper on extra points, field goals and punts in all 16 regular season games
- ✦ Notched a special teams tackle at Cincinnati (9/14)
- ✦ Played in his 115th straight game at New England (9/24), passing Chester Pitts for the second-longest streak in Texans history
- ✦ Handled seven extra points, three field goals and two punts vs. Tennessee (10/1)
- ✦ Handled five punts, five extra points and one field goal at Seattle (10/29)
- ✦ Recorded his second special teams tackle of the season vs. Indianapolis (11/5)
- ✦ Handled three field goal attempts, one extra point attempt and four punts at Baltimore (11/27)
- ✦ Notched two special teams tackles vs. Pittsburgh (12/25)

## 2016 (Houston 16/0, 2/0):

- ✦ Served as long snapper on extra points, field goals and punts in all 16 regular season games and both postseason contests
- ✦ Helped K Nick Novak set the franchise single-season record with 35 made field goals
- ✦ Played in the 100th regular season game of his career vs. Tennessee (10/2) in Week 4
- ✦ Logged special teams tackles at New England (9/22) in Week 3 and vs. Tennessee (10/2) in Week 4

## 2015 (Houston 16/0, 1/0):

- ✦ Named to his first Pro Bowl
- ✦ Served as long snapper on extra points, field goal and punts in all 16 games
- ✦ Notched a career-high eight special teams tackles
- ✦ Recovered a fumble on a punt return by Titans WR Harry Douglas in the first quarter at Tennessee (12/27). RB Alfred Blue forced the fumble on the play, which led to a 22-yard field goal by K Nick Novak
- ✦ Served as the long snapper in Wild Card Game vs. Kansas City (1/9/16), his fifth career postseason game

## 2014 (Houston 16/0):

- ✦ Served as long snapper on extra points, field goal and punts in all 16 games
- ✦ Made a special teams tackle at N.Y. Giants (9/21)
- ✦ Recorded a special teams tackle at Dallas (10/5) in Week 5

## 2013 (Houston 16/0):

- ✦ Saw action on special teams in all 16 games and made a career-high six special teams tackles

## 2012 (Houston 16/0, 2/0):

- ✦ Served as long snapper on extra points, field goal and punts in all 16 games plus both playoff games
- ✦ Helped K Shayne Graham set the team scoring record with 138 points
- ✦ Helped P Donnie Jones set the team punting record with a net average of 40.5 yards
- ✦ Recorded a special teams tackle at Denver (9/30)

## 2011 (Houston 16/0, 2/0):

- ✦ Served as long snapper on extra points, field goal and punts for all 16 games of the season
- ✦ Helped K Neil Rackers set then-team records for field goals made (32) and points in a season (135)
- ✦ Made his postseason debut and saw action on special teams in AFC Wild Card Playoff vs. Cincinnati (1/7/12)

## 2010 (Houston 16/0):

- ✦ Served as long snapper on extra points, field goal and punts in all 16 contests
- ✦ Efforts helped K Neil Rackers convert 27-of-30 field goal attempts and 43-of-43 extra point opportunities
- ✦ Made his professional debut long snapping in the season opener vs. Indianapolis (9/12)
- ✦ Snapped on punt and field goal attempts at Washington (9/19) including Rackers' game-winning 35-yard field goal



## VETERAN BIOS

- Contributed to Packers hitting all three field goal attempts including a career long of 57 yards at Denver (12/26)

### COLLEGE:

- Played four seasons (2004-07) at Baylor University in Waco, Texas
- Originally attended Baylor as an invited walk-on
- Earned a scholarship after his freshman season
- Was discovered at a special teams camp by the Baylor special teams coach
- Snapped for two-time Ray Guy Award winner Daniel Sepulveda
- Handled the long-snapping chores for Baylor from 2004-07 and earned four varsity letters

### PERSONAL:

- Was in training to be an EMT when called by the Texans for a tryout
- An all-region offensive and defensive lineman for Mountain Ridge High School in Glendale, Ariz.
- Two-way player of the year selection
- Friday Night Fever Defensive Line Player of the Year
- Received the Curley Culp Award as Arizona's best defensive lineman
- Mountain Ridge recorded four straight winning records during his prep career and captured regional titles in both 2000 and 2002
- Mountain Lions went 24-2 during Weeks' last two seasons, which included a 14-1 mark and a state semifinal appearance as a junior in 2002

### JON WEEKS - NFL REGULAR SEASON STATISTICS

#### DATE TEAM GP

2010	Texans	16
2011	Texans	16
2012	Texans	16
2013	Texans	16
2014	Texans	16
2015	Texans	16
2016	Texans	16
2017	Texans	16

**NFL TOTALS 128**

### JON WEEKS - NFL POSTSEASON STATISTICS

#### DATE TEAM GP


2011	Texans	2
2012	Texans	2
2015	Texans	1
2016	Texans	2

**NFL TOTALS 7**

# VETERAN BIOS

## 2017 GAME-BY-GAME REGULAR SEASON STATISTICS (TEXANS)

W	DATE	OPPONENT		W/L	SCORE
01	09/10	JAGUARS	P	L	7-29
02	09/14	at Bengals	P	W	13-9
03	09/24	at Patriots	P	L	33-36
04	10/01	TITANS	P	W	57-14
05	10/08	CHIEFS	P	L	34-42
06	10/15	BROWNS	P	W	33-17
08	10/29	at Seahawks	P	L	38-41
09	11/05	COLTS	P	L	14-20
10	11/12	at Rams	P	L	7-33
11	11/19	CARDINALS	P	W	31-21
12	11/27	at Ravens	P	L	16-23
13	12/03	at Titans	P	L	13-24
14	12/10	49ERS	P	L	16-26
15	12/17	at Jaguars	P	L	7-45
16	12/25	STEELERS	P	L	6-34
17	12/31	at Colts	P	L	13-22
2017 TOTALS		16		4-12	



# DEANDREW WHITE

WIDE RECEIVER

6-0 | 195 | ALABAMA

HOMETOWN: HOUSTON, TEXAS | AGE: 26

2ND NFL SEASON | 1ST WITH TEXANS | ACQUIRED: FA-'17

2017 GP/GS: 2/1 | CAREER GP/GS: 6/1

TEAMS: SF 2015-16; NE 2016; HOU 2017



11

**TRANSACTIONS:** Signed by the San Francisco 49ers as a college free agent on May 5, 2015...Waived by the 49ers on Sept. 3, 2016...Signed to the New England Patriots practice squad on Sept. 14, 2016...Signed by the Patriots on May 22, 2017...Waived by the Patriots on June 22, 2017...Signed by the Houston Texans on Aug. 1, 2017...Waived by Houston on Aug. 21, 2017...Signed to the Texans practice squad on Nov. 29, 2017...Signed to the Texans active roster on Dec. 5, 2017.

## 2017 (Houston 2/0):

- ✦ Made his Texans debut and saw his first game action since 2015 while posting one catch for 24 yards and returning four punts for three yards vs. San Francisco (12/10)

## 2016 (New England 0/0, 0/0):

- ✦ Spent the final 15 weeks of the regular season and the entire postseason on the Patriots practice squad
- ✦ Claimed a ring after the Patriots topped the Falcons in Super Bowl LI in Houston

## 2015 (San Francisco 4/0):

- ✦ Played in four games as a rookie, catching two passes for 18 yards and returning six kickoffs for 142 yards
- ✦ Was the only college free agent to make the team

## COLLEGE:

- ✦ Played four seasons (2011-14) at the University of Alabama in Tuscaloosa, Ala.
- ✦ Won FBS titles following the 2011 and 2012 seasons
- ✦ Appeared in 42 games with 25 starts and finished his career with 94 receptions for 1,294 yards and 12 touchdowns
- ✦ Recorded 40 catches for 504 yards and four touchdowns as a senior in 2014
- ✦ Averaged 16.7 yards per catch as a junior in 2013, ranking first on the team among receivers with at least eight receptions
- ✦ Returned five career kickoffs for 81 yards

## PERSONAL:

- ✦ Attended North Shore High School in Houston
- ✦ Earned U.S. Army All-America and SuperPrep All-America honors
- ✦ As a high school track athlete, was the Texas Class 5A 200-meter dash champion in 2008 and won a state title as a junior
- ✦ Ranked as the No. 7 WR recruit coming out of high school in 2010 by Rivals.com
- ✦ Has the rare honor of owning championships at both the NCAA and NFL level
- ✦ Scored the game-winning touchdown that gave North Shore its 73rd consecutive victory in 2008, a Texas record

## DEANDREW WHITE - NFL REGULAR SEASON STATISTICS

DATE TEAM	GP	GS	RECEIVING					RUSHING				
			NO.	YDS	AVG	LG	TD	NO.	YDS.	AVG.	LG	TD
2015 49ers	4	0	2	18	9.0	10	0	0	0	0.0	0	0
2016 49ers	0	0	0	0	0.0	0	0	0	0	0.0	0	0
2016 Patriots	0	0	0	0	0.0	0	0	0	0	0.0	0	0
2017 Texans	2	1	1	24	24.0	24	0	0	0	0.0	0	0
<b>NFL TOTALS</b>	<b>6</b>	<b>1</b>	<b>3</b>	<b>42</b>	<b>14.0</b>	<b>24</b>	<b>0</b>	<b>0</b>	<b>0</b>	<b>0.0</b>	<b>0</b>	<b>0</b>



# VETERAN BIOS

## DEANDREW WHITE - NFL REGULAR SEASON RETURN STATISTICS

DATE TEAM	RET.	KICKOFF RETURNS				PUNT RETURNS					
		YDS.	AVG.	LG	TD	NO.	FC	YDS	AVG	LG	TD
2015 49ers	6	142	23.7	30	0	1	0	4	4.0	4	0
2016 49ers	0	0	0.0	0	0	0	0	0	0.0	0	0
2016 Patriots	0	0	0.0	0	0	0	0	0	0.0	0	0
2017 Texans	0	0	0.0	0	0	4	1	3	0.8	3	0
<b>NFL TOTALS</b>	<b>6</b>	<b>142</b>	<b>23.7</b>	<b>30</b>	<b>0</b>	<b>5</b>	<b>1</b>	<b>7</b>	<b>1.4</b>	<b>4</b>	<b>0</b>

## SINGLE-GAME HIGHS: RUSHING/RECEIVING

<b>Receptions</b>	2 at Pittsburgh Steelers, Sep 20, 2015	<b>Longest Kickoff Return</b>	30 at Arizona Cardinals, Sep 27, 2015
<b>Receiving Yards</b>	24 vs. San Francisco 49ers, Dec 10, 2017	<b>Fair Catches</b>	1 at Jacksonville Jaguars, Dec 17, 2017
<b>Longest Receptions</b>	24 vs. San Francisco 49ers, Dec 10, 2017	<b>Punt Return Yards</b>	4 at Pittsburgh Steelers, Sep 20, 2015
<b>All-purpose yards</b>	95 at Arizona Cardinals, Sep 27, 2015	<b>Longest Punt Return</b>	4 at Pittsburgh Steelers, Sep 20, 2015
<b>Kickoff Returns</b>	4 at Arizona Cardinals, Sep 27, 2015	<b>Punt Returns</b>	4 vs. San Francisco 49ers, Dec 10, 2017
<b>Kickoff Return Yards</b>	95 at Arizona Cardinals, Sep 27, 2015	<b>Special Teams Tackles</b>	1 vs. Atlanta Falcons, Nov 08, 2015

## 2017 GAME-BY-GAME REGULAR SEASON STATISTICS (TEXANS)

W DATE	OPPONENT	P/S	RECEIVING				RUSHING				TD	W/L	SCORE
			NO	YDS	LG	TD	ATT	YDS	LG				
01 09/10	JAGUARS											L	7-29
02 09/14	at Bengals											W	13-9
03 09/24	at Patriots											L	33-36
04 10/01	TITANS											W	57-14
05 10/08	CHIEFS											L	34-42
06 10/15	BROWNS											W	33-17
08 10/29	at Seahawks											L	38-41
09 11/05	COLTS											L	14-20
10 11/12	at Rams											L	7-33
11 11/19	CARDINALS											W	31-21
12 11/27	at Ravens											L	16-23
13 12/03	at Titans											L	13-24
14 12/10	49ERS	P	1	24	24	0	0	0	0	0	0	L	16-26
15 12/17	at Jaguars	S	0	0	0	0	0	0	0	0	0	L	7-45
16 12/25	STEELERS											L	6-34
17 12/31	at Colts											L	13-22
<b>2017 TOTALS</b>	<b>2-1</b>		<b>1</b>	<b>24</b>	<b>24</b>	<b>0</b>	<b>0</b>	<b>0</b>	<b>0</b>	<b>0</b>	<b>0</b>	<b>4-12</b>	



## JORDAN AKINS

**TIGHT END**

**6-4 | 250 | CENTRAL FLORIDA**

**HOMETOWN: LOCUST GROVE, GA. | AGE: 26**

**ROOKIE | 1ST WITH TEXANS | ACQUIRED: D3C-'18**

**CAREER GP/GS: 0/0**

**TEAMS: HOU 2018**



**88**

**TRANSACTIONS:** Selected by the Houston Texans with the 34th pick of the third round (98th overall) in the 2018 NFL Draft.

### CAREER AT CENTRAL FLORIDA:

- ✦ Played four seasons (2014-17) at the University of Central Florida in Orlando, Fla.
- ✦ Amassed 1,149 yards receiving and eight touchdowns in 41 career games played
- ✦ Also returned punts and kicks for the Knights during his four years at Central Florida

### 2017 (Central Florida):

- ✦ Named to the John Mackey Award Preseason Watch List, honoring the nation's top tight ends
- ✦ Started all 11 games at tight end
- ✦ Set single-season career highs for catches (30), receiving yards (459) and touchdowns (four)
- ✦ Averaged 15.3 yards per reception and 41.7 yards per game

### 2016 (Central Florida):

- ✦ Recorded 347 yards receiving and two touchdowns on 23 receptions in 13 games (seven starts)
- ✦ Led team in yards per reception (15.1)
- ✦ Tied a season high with five catches for 54 yards and a touchdown vs. Connecticut (10/22)

### 2015 (Central Florida):

- ✦ Opened the year as a starting wide receiver and return specialist

- ✦ Appeared in just two games due to injury
- ✦ Recorded 14 receptions for 152 yards and two touchdowns
- ✦ Also returned six kickoffs for 149 yards and two punts for 15 yards
- ✦ Amassed 104 yards receiving and two touchdowns on nine catches against Florida International (9/3)

### 2014 (Central Florida):

- ✦ Compiled 135 yards on 12 catches in 13 games played as a freshman
- ✦ Averaged 24.2 yards per kick return
- ✦ Logged 498 all-purpose yards on the season

### PERSONAL:

- ✦ Prior to attending the University of Central Florida, was selected in the third round of the 2010 Major League Baseball Draft by the Texas Rangers
- ✦ Hit .218 as an outfielder in four seasons in the Texas farm system, including a .283 mark in 2011
- ✦ Hit 24 home runs and recorded 42 stolen bases in 321 minor league games played
- ✦ Was an all-state selection at Union Grove High School as a senior in 2009
- ✦ Earned all-state honors as a junior, leading Strong Rock Christian High School with 823 yards passing and 12 touchdowns, while rushing for 784 yards and 14 touchdowns
- ✦ Named all-conference as a sophomore in 2007



## KEKE COUTEE

WIDE RECEIVER

5-11 | 180 | TEXAS TECH

HOMETOWN: LUFKIN, TEXAS | AGE: 21

ROOKIE | 1ST WITH TEXANS | ACQUIRED: D4-'18

CAREER GP/GS: 0/0

TEAMS: HOU 2018



16

**TRANSACTIONS:** Selected by the Houston Texans with the third pick of the fourth round (103rd overall) in the 2018 NFL Draft.

### CAREER AT TEXAS TECH:

- ✦ Played three seasons (2015-17) at Texas Tech University in Lubbock, Texas
- ✦ Caught 159 passes for 2,424 yards and 17 touchdowns in 38 career games for the Red Raiders

### 2017 (Texas Tech):

- ✦ Hauled in 93 passes for 1,429 yards and 10 touchdowns in 13 games (11 starts)
- ✦ His 1,429 receiving yards on the season ranked second in program history and marked the most ever by a junior at Texas Tech
- ✦ Averaged 109.9 receiving yards per game
- ✦ Led the Big 12 in all-purpose yards per game (135.3) and ranked second for receiving yards, receiving yards per game and receptions per game
- ✦ Set a Texas Tech bowl record with 187 receiving yards against USF in the Birmingham Bowl
- ✦ Named All-Big 12 second team by the conference coaches and the Associated Press
- ✦ Semifinalist for the Biletnikoff Award and the Earl Campbell Tyler

Rose Award

### 2016 (Texas Tech):

- ✦ Recorded 890 receiving yards and seven touchdowns with 55 receptions in 12 games (two starts)
- ✦ Ranked second on the team in receiving yards
- ✦ Amassed 100 yards receiving in four games
- ✦ Caught eight passes for 221 yards receiving and two touchdowns against Baylor (11/25), matching Darrin Moore for the 10th-highest single-game receiving total in school history

### 2015 (Texas Tech):

- ✦ Appeared in all 13 games (two starts) as a true freshman in 2015
- ✦ Only one of three true freshmen wide receivers to see game action
- ✦ Finished the season with 11 receptions for 105 yards

### PERSONAL:

- ✦ Given name is Key'vantane Coutee
- ✦ Attended Lufkin High School
- ✦ Earned first team All-District as a sophomore, junior and senior
- ✦ Caught 56 passes for 841 yards as a senior in 2014
- ✦ Also logged nine punt returns for 273 yards (30.3 average) and three touchdowns in 2014





## DUKE EJIOFOR

OUTSIDE LINEBACKER

6-4 | 275 | WAKE FOREST

HOMETOWN: HOUSTON, TEXAS | AGE: 23

ROOKIE | 1ST WITH TEXANS | ACQUIRED: D6A-'18

CAREER GP/GS: 0/0

TEAMS: HOU 2018



53

**TRANSACTIONS:** Selected by the Houston Texans with the third pick of the sixth round (177th overall) in the 2018 NFL Draft.

### CAREER AT WAKE FOREST:

- Played four seasons (2014-17) at Wake Forest University in Winston-Salem, N.C. after redshirting the 2013 campaign
- Compiled 128 total tackles (76 solo), 23.5 sacks, 41 tackles for loss, six pass breakups, two forced fumbles, two fumble recoveries and an interception in 42 career games played (31 starts)
- Ranks third in program history in career sacks and sixth in career tackles for loss

### 2017 (Wake Forest):

- Earned second team All-ACC honors
- Led the Demon Deacons in sacks (6.5), tackles for loss (16.5) and quarterback hurries (nine)
- Ranked third in the ACC in tackles for loss and eighth in sacks in 2017
- Recorded 43 total tackles on the season

### 2016 (Wake Forest):

- Was a consensus third-team All-ACC selection as a junior
- Named third team by the Atlantic Coast Sports Media Association, Associated Press and Phil Steele
- Nominee for the Bednarik Award
- Led Wake Forest with 10.5 sacks and was second on the team with 17 tackles for loss
- Finished the year fourth in the ACC in sacks
- Finished eighth in the ACC in tackles for loss with 17
- Tied for the league lead with 8.5 sacks against ACC opponents
- Set the school record for sacks by a junior with 10.5, breaking the previous mark of 10.0

- Finished fifth on the team with 50 total tackles
- Tied for the team lead with four quarterback hurries
- Earned ACC Defensive Lineman of the Week after posting a career-best seven tackles, 3.0 sacks, four tackles for loss, two forced fumbles, a fumble recovery and two quarterback hurries at Duke (9/10)

### 2015 (Wake Forest):

- Missed the first five games of the season while recovering from a preseason injury
- Led the team with 4.5 sacks on the year
- Recorded a sack in four of the seven games he played
- Was ninth on the team with 28 total tackles

### 2014 (Wake Forest):

- Made one tackle in his first college game at ULM (8/28) as a redshirt freshman
- Recorded 12 total tackles and 2.0 sacks on the season
- Notched a season-best four solo tackles vs. Florida State (10/4)
- Had sacks in consecutive weeks vs. Louisville (9/27) and Florida State (10/4)
- Missed the final two games of the season with an injury

### 2013 (Wake Forest):

- Redshirted

### PERSONAL:

- Son of Dr. Samuel and Franca Ejiofor
- Attended Alief Taylor High School in Houston
- Honorable mention All-Greater Houston selection
- Recorded 47 total tackles, 15 tackles for loss, 8.0 sacks and six pass breakups as a senior
- Also lettered in track for Alief Taylor
- Graduated with a degree in sociology



## PETER KALAMBAYI

OUTSIDE LINEBACKER

6-3 | 250 | STANFORD

HOMETOWN: MATTHEWS, N.C. | AGE: 23

ROOKIE | 1ST WITH TEXANS | ACQUIRED: D6C-'18

CAREER GP/GS: 0/0

TEAMS: HOU 2018



58

**TRANSACTIONS:** Selected by the Houston Texans with the 40th pick of the sixth round (214th overall) in the 2018 NFL Draft.

### CAREER AT STANFORD:

- ✦ Played four seasons (2014-17) at Stanford (Calif.) University after redshirting the 2013 campaign
- ✦ Compiled 190 total tackles (111 solo), 18.5 sacks, 28 tackles for loss, eight pass breakups, two forced fumbles and an interception in 54 career games played

### 2017 (Stanford):

- ✦ Elected team captain by teammates for a second straight year
- ✦ Pac-12 All-Academic honorable mention
- ✦ National Football Foundation and College Hall of Fame Hampshire Honor Society
- ✦ Butkus Award watch list
- ✦ Compiled 61 total tackles (31 solo), 7.0 tackles for loss, 4.0 sacks, one pass breakup in 14 games played
- ✦ Team-high five solo tackles, 1.0 sack and one pass defended vs. Rice (8/26)
- ✦ Recorded 10 tackles (five solo), 1.0 sack and 1.5 tackles for loss vs. Notre Dame (11/25)

### 2016 (Stanford):

- ✦ Elected team captain by teammates
- ✦ Butkus Award watch list
- ✦ Phil Steele All-Pac-12 preseason first team
- ✦ Athlon All-Pac-12 preseason second team
- ✦ Started all 13 games played
- ✦ Recorded 45 tackles (29 solo), 6.0 tackles for loss, 3.5 sacks, two passes defended
- ✦ Compiled six total tackles (3.0 tackles for loss), 2.5 sacks vs. Kansas State (9/2)
- ✦ Amassed a team-high seven tackles (four solo), one tackle for loss and one pass defended at Cal (11/19)

### 2015 (Stanford):

- ✦ Pac-12 All-Academic honorable mention
- ✦ Butkus Award watch list
- ✦ Phil Steele All-Pac-12 preseason third team
- ✦ Athlon All-Pac-12 preseason second team

- ✦ Recorded 52 tackles (5.5 tackles for loss), 4.5 sacks and three passes defended in 14 games played
- ✦ Compiled 12 tackles at Northwestern (9/5) in first career start

### 2014 (Stanford):

- ✦ Earned Pac-12 Defensive Player of the Week (9/29)
- ✦ Recorded 32 tackles (19 solo), 9.5 tackles for loss and 6.5 sacks in 13 games played
- ✦ Had one tackle, one interception in career debut vs. UC Davis (8/30)
- ✦ Compiled six tackles (five solo), 3.0 sacks at Washington (9/27) becoming the first Cardinal with 3.0 sacks in single game since Shayne Skov in the 2011 Orange Bowl

### 2013 (Stanford):

- ✦ Redshirted

### PERSONAL:

- ✦ Full name is Peter Mukeba KalamBayi
- ✦ Son of Liselle KalamBayi
- ✦ Attended Butler (N.C.) and played football under head coach Brian Hales
- ✦ 2012 PrepStar All-American and Dream Team selection
- ✦ 2012 USA Today first team All-American
- ✦ Selected to 2013 U.S. Army All-American Bowl
- ✦ Finalist for 2012 High School Butkus Award
- ✦ Two-time AP first-team all-state
- ✦ 2012 Charlotte Observer Defensive Player of the Year
- ✦ Earned four varsity football letters
- ✦ Led team to undefeated seasons and 4AA state titles in 2009, 2011 and 2012
- ✦ 101 tackles (13 for loss), 7.0 sacks, three forced fumbles, three fumble recoveries, one pick in 2012
- ✦ Lettered in basketball and track and field
- ✦ Averaged 13 rebounds per game as a center on the basketball team
- ✦ All-conference in the 4x100m, shot put and discus
- ✦ All-state in shot put with a personal-best 53.5
- ✦ Born in Raleigh, N.C.
- ✦ Uncle, Khari Joseph, played football at Brown
- ✦ One younger sister, Andrea
- ✦ Family is from Trinidad and Tobago



# JERMAINE KELLY JR.

CORNERBACK

6-1 | 195 | SAN JOSE STATE

HOMETOWN: LOS ANGELES, CALIF. | AGE: 23

ROOKIE | 1ST WITH TEXANS | ACQUIRED: D7-'18

CAREER GP/GS: 0/0

TEAMS: HOU 2018



35

**TRANSACTIONS:** Selected by the Houston Texans with the fourth pick of the seventh round (222nd overall) in the 2018 NFL Draft.

## CAREER AT SAN JOSE STATE:

- ✦ Played two seasons at San Jose (Calif.) State University (2016-17) after transferring from the University of Washington in Seattle, Wash.
- ✦ Sat out the 2015 season to fulfill NCAA transfer rules
- ✦ Played one season at Washington (2014) after redshirting the 2013 campaign
- ✦ Recorded 79 total tackles (68 solo), one interception and 17 passes defended in two seasons with the Spartans

## 2017 (San Jose State):

- ✦ Played in 13 games (12 starts)
- ✦ Led the team and was third in the Mountain West with 12 passes defended
- ✦ Tallied a single-game career-high eight total tackles vs. Fresno State (10/7)
- ✦ His 68-yard interception return for a touchdown vs. Utah State (9/23) was the longest interception return of the season by a San Jose State player

## 2016 (San Jose State):

- ✦ Played in all 12 games and was a starter the final five games of the season
- ✦ Credited with 26 total tackles and a fumble recovery for the season
- ✦ Recorded a single-game season-high six total tackles at Boise

State (11/4)

- ✦ Ranked third on the team with five passes defended

## 2015 (San Jose State):

- ✦ Did not see any game action to fulfill NCAA transfer requirements

## 2014 (Washington):

- ✦ Started the first two games of the season at cornerback
- ✦ Recorded four tackles in the win at Hawai'i (8/30)
- ✦ Suffered an injury in practice prior to the Illinois game did not return to game action the remainder of the regular season

## 2013 (Washington):

- ✦ Redshirted

## PERSONAL:

- ✦ Lettered in football (Coach Roddy Hiatt) and track and field at Salesian High in Los Angeles
- ✦ Helped Salesian to a 23-3 overall win-loss record his junior and senior seasons
- ✦ Played wide receiver, cornerback and was a kickoff returner during his high school career
- ✦ 21 receptions for 456 yards and six touchdowns as a pass receiver, five interceptions as a defensive back and a 59.0 yard average on kickoff returns his senior season
- ✦ A first-team All-C.I.F. Southern Section Northeast Division and All-Santa Fe League honoree as a senior
- ✦ Named to the *Tacoma News-Tribune* "Top-100"
- ✦ Was a sprinter on the track and field team





## MARTINAS RANKIN

TACKLE

6-5 | 315 | MISSISSIPPI STATE

HOMETOWN: JACKSON, MISS. | AGE: 23

ROOKIE | 1ST WITH TEXANS | ACQUIRED: D3B-'18



75

**TRANSACTIONS:** Selected by the Houston Texans with the 16th pick of the third round (80th overall) in the 2018 NFL Draft.

### CAREER AT MISSISSIPPI STATE:

- ✦ Played two seasons (2016-17) at Mississippi State University in Starkville, Miss. after two seasons at Mississippi Gulf Coast Community College in Perkinston, Miss. (2013-14)
- ✦ Redshirted the 2015 campaign
- ✦ Came to MSU as the nation's top junior college offensive lineman
- ✦ Played in 23 games with 18 starts, all coming at tackle
- ✦ Worked at center exclusively in the spring of 2017 due to injuries to teammates
- ✦ Two-time member of the SEC Academic Honor Roll and a Dean's List recipient who maintained a 3.3 GPA and was a semifinalist for college football's top academic award as a senior
- ✦ Selected as a team captain by his teammates prior to his final season

### 2017 (Mississippi State):

- ✦ Became the first MSU offensive lineman since Gabe Jackson to earn Coaches first-team All-SEC honors
- ✦ Winner of the Kent Hull Trophy as the state of Mississippi's top offensive lineman, becoming the third Bulldog to do so
- ✦ Also was an honorable mention All-America selection and a second-team Associated Press All-SEC selection
- ✦ Selected as a semifinalist for the Campbell Trophy, considered the "Academic Heisman"
- ✦ Played in 10 games with nine starts – all at left tackle
- ✦ When healthy was MSU's most dominant offensive lineman,

- paving the way for a school record 3,272 rushing yards
- ✦ Leader of a Bulldog offensive line that allowed the fewest sacks in the SEC and the fifth-fewest in the nation (13.0)
- ✦ That total was the second-fewest allowed in school history and fewest since 1988
- ✦ Paved the way for 285 rushing yards against No. 11 LSU (10/23)

### 2016 (Mississippi State):

- ✦ Played in all 13 games and started the final 10 contests of the year at left tackle
- ✦ Named SEC Offensive Lineman of the Week for his efforts against Texas A&M (11/5) as MSU did not allow a sack against one of the nation's top defensive lines
- ✦ For the year, paved the way for a record-setting MSU offense that rushed for 2,997 yards and allowed the second-fewest sacks in the SEC

### 2015 (Mississippi State):

- ✦ Redshirted

### 2014 (Mississippi Gulf Coast Community College):

- ✦ Named first-team all-region and All MACJC in 2014
- ✦ Recipient of the 2014 MACJC Most Valuable Lineman Award

### 2013 (Mississippi Gulf Coast Community College):

- ✦ Played the 2013 campaign for the Bulldogs as a true freshman

### PERSONAL:

- ✦ Son of Orlando and Cassandra Rankin
- ✦ Majored in kinesiology
- ✦ Attended Mendenhall High School



## JUSTIN REID

**SAFETY**

**6-1 | 205 | STANFORD**

**HOMETOWN: PRAIRIEVILLE, LA. | AGE: 21**

**ROOKIE | 1ST WITH TEXANS | ACQUIRED: D3A-'18**

**CAREER GP/GS: 0/0**

**TEAMS: HOU 2018**



**38**

**TRANSACTIONS:** Selected by the Houston Texans with the fourth pick of the third round (68th overall) in the 2018 NFL Draft.

### CAREER AT STANFORD:

- ✦ Played three seasons at Stanford (Calif.) University (2015-17)
- ✦ Recorded 179 total tackles (105 solo), 20 passes defended, 10.5 tackles for loss, two interceptions, one fumble recovery and 1.0 sack in 39 career games played

### 2017 (Stanford):

- ✦ FWAA All-America Second Team (defensive back)
- ✦ AP All-America Second Team (safety)
- ✦ All-Pac-12 First Team
- ✦ Pac-12 All-Academic Second Team
- ✦ Bednarik Award watch list
- ✦ Jim Thorpe Award semifinalist
- ✦ Pac-12 Defensive Player of the Week (10/9)
- ✦ Compiled 99 total tackles (52 solo), 6.5 tackles for loss, 1.0 sack, five interceptions and six pass breakups
- ✦ First among Pac-12 players and 11th nationally with five interceptions
- ✦ 14th among Pac-12 players with 7.1 tackles/game
- ✦ Seven total tackles (four solo) and one interception at USC (9/9)
- ✦ Team-high nine total tackles (five solo), interception, two pass breakups vs. UCLA (9/23)
- ✦ Team-high nine total tackles (two solo), two interceptions, one pass breakup, 0.5 tackle for loss vs. Arizona State (9/30)
- ✦ Team-high eight total tackles (six solo), 1.0 tackle for loss, one

interception at Utah (10/7)

- ✦ Team-high 10 total tackles (three solo) and 0.5 tackles for loss vs. Cal (11/18)
- ✦ Nine total tackles (three solo), 1.0 sack and one pass breakup vs. Notre Dame (11/25)

### 2016 (Stanford):

- ✦ All-Pac-12 honorable mention
- ✦ Pac-12 All-Academic honorable mention
- ✦ 13 games played
- ✦ Compiled a team-high 11 total tackles (10 solo) and 3.0 tackles for loss at Oregon (11/12)

### 2015 (Stanford):

- ✦ 12 games played
- ✦ Recorded 23 total tackles
- ✦ Made career debut at Northwestern in the season opener (9/5)

### PERSONAL:

- ✦ Son of Eric Reid Sr. and Sharon Guillory-Reid
- ✦ Father ran track at LSU
- ✦ Mother was a tight end and defensive end for the Baton Rouge Wildcats of the Women's American Football League
- ✦ Brother, Eric, played football at LSU and was a first-round selection by the San Francisco 49ers
- ✦ Attended Dutchtown (La.) High School
- ✦ Earned all-state honors in 2013 and 2014
- ✦ Also lettered in track and field and soccer



# JORDAN THOMAS

TIGHT END

6-5 | 280 | MISSISSIPPI STATE

HOMETOWN: SUMRALL, MISS. | AGE: 21

ROOKIE | 1ST WITH TEXANS | ACQUIRED: D6B-'18

CAREER GP/GS: 0/0

TEAMS: HOU 2018



83

**TRANSACTIONS:** Selected by the Houston Texans with the 37th pick of the sixth round (211th overall) in the 2018 NFL Draft.

## CAREER AT MISSISSIPPI STATE:

- ✦ Played two seasons (2016-17) at Mississippi State University in Starkville, Miss. after transferring from East Central Community College in Decatur, Miss (2014-15)
- ✦ Played both tight end and wide receiver at Mississippi State
- ✦ Caught 31 passes for 311 yards and four touchdowns in 25 career games (five starts) at Mississippi State
- ✦ Was selected to play in the 2018 East-West Shrine Game

## 2017 (Mississippi State):

- ✦ MSU's third-leading receiver who saw most of his action at wide receiver, but also played tight end
- ✦ Caught 22 passes for 263 yards and three touchdowns in 13 games (five starts)
- ✦ Ranked second on the team in receiving yards
- ✦ Recorded at least one catch in 12-of-13 games
- ✦ Made two catches for 25 yards and one touchdown at Louisiana Tech (9/9)
- ✦ In his first career start, reeled in three passes for 28 yards and a 10-yard touchdown against Kentucky (10/21)
- ✦ Best game of his career came against Ole Miss (11/23), making

four catches for 65 yards

## 2016 (Mississippi State):

- ✦ Played in the final 12 games of the season, catching nine passes for 48 yards and a score
- ✦ Had two catches for seven yards and a touchdown in his debut against South Carolina (9/10)

## 2015 (East Central CC):

- ✦ Caught 16 passes for 207 yards and three touchdowns in seven games played for the Warriors in 2015

## 2014 (East Central CC):

- ✦ Hauled in 16 passes for 138 yards and one touchdown during his freshman season in 2014
- ✦ Saw action at defensive end and offensive tackle as well
- ✦ Coached by Ken Karcher
- ✦ Also played basketball for East Central CC

## PERSONAL:

- ✦ Son of Robert and Monique Thomas
- ✦ Has three siblings – Robresha, Monesha and Shankea
- ✦ Attended Sumrall High School
- ✦ Majored in interdisciplinary studies





# DAVIN BELLAMY

OUTSIDE LINEBACKER

6-5 | 245 | GEORGIA

HOMETOWN: CHAMBLEE, GA. | AGE: 23

ROOKIE | 1ST WITH TEXANS | ACQUIRED: CFA-'18

CAREER GP/GS: 0/0

TEAMS: HOU 2018



48

**TRANSACTIONS:** Signed by the Houston Texans as a college free agent on May 11, 2018.

## CAREER AT GEORGIA:

- Played four seasons (2014-17) at the University of Georgia in Athens, Ga. after redshirting the 2013 campaign
- Compiled 135 total tackles (55 solo), five forced fumbles, two fumble recoveries and 13.0 sacks in 48 career games (27 starts)
- Recorded a sack in the 2018 College Football Playoff National Championship Game against Alabama

## 2017 (Georgia):

- Played in all 15 games, starting in 14
- Recorded 34 total tackles, including 7.5 tackles for loss and 5.0 sacks
- Ranked third on the team with 14 quarterback pressures
- One of his three stops vs. Alabama in the College Football Playoff Championship Game was a sack for a 14-yard loss
- Lone tackle vs. Auburn in SEC Championship Game resulted in a sack and forced the first of two Auburn fumbles
- Collected two solo tackles in the Rose Bowl
- At Notre Dame, collected six tackles, (two solo), 1.5 TFL, a sack for a loss of nine yards, three quarterback hurries and forced a fumble that halted the Irish's final possession
- Named to the Senior Bowl Watch List and Butkus Award Watch List
- Recipient of the William K. Holmes Scholarship

## 2016 (Georgia):

- Compiled 51 total tackles with 17 quarterback pressures and a team-leading 5.0 sacks in 13 games (11 starts)
- Notched a career-best eight total tackles twice: vs. Vanderbilt and Georgia Tech

- Recorded four total tackles and 1.5 sacks at South Carolina (10/9)
- Recipient of the William K. Holmes Scholarship

## 2015 (Georgia):

- Amassed 33 total tackles, 5.5 tackles for loss and 3.0 sacks in 10 games played (two starts)
- Compiled a team-best seven tackles, with a sack and two TFLs, a forced fumble and fumble recovery against Florida (10/31)
- Recorded a career-high eight tackles at Tennessee (10/10) with a forced fumble, a tackle for loss and a pass defended
- Finished second on the team with six tackles vs. Missouri (10/17), including a sack and four quarterback hurries
- Recipient of the William K. Holmes Scholarship

## 2014 (Georgia):

- Recorded 17 total tackles, one forced fumble and one fumble recovery in 10 games played
- Amassed a career-high six tackles vs. Charleston Southern (11/22)
- First-career fumble recovery vs. No. 9 Auburn (11/15)
- Four tackles, including one tackle for loss in his UGA debut vs. Troy (9/20)

## 2013 (Georgia):

- Redshirted the season

## PERSONAL:

- Given name is Davin Jamaurie' Bellamy
- Lettered in football (Coach Allen Johnson) at Chamblee High School in Chamblee, Ga.
- As a junior Bellamy recorded 10 tackles for loss and 5.0 sacks
- Played injured through much of his senior season but managed to post 5.0 sacks



# ANDRE CHACHERE

CORNERBACK

6-0 | 200 | SAN JOSE STATE

HOMETOWN: FRESNO, CALIF. | AGE: 22

ROOKIE | 1ST WITH TEXANS | ACQUIRED: CFA-'18

CAREER GP/GS: 0/0

TEAMS: HOU 2018



37

**TRANSACTIONS:** Signed by the Houston Texans as a college free agent on May 11, 2018.

## CAREER AT SAN JOSE STATE:

- ✦ Played four seasons (2014-17) at San Jose (Calif.) State University
- ✦ Played in 49 games with 32 starts
- ✦ A three-year starter at cornerback
- ✦ Became the first Spartan since 2012 with at least 100 yards of interception returns with his 117 in 2016
- ✦ Also played safety and linebacker during his career
- ✦ Accepted an invitation to play in the 2018 NFLPA All-Star Game

## 2017 (San Jose State):

- ✦ Set a single-season career-high 46 total tackles in 13 games played (11 starts)
- ✦ Season-high seven total tackles in the San Diego State contest (11/7)
- ✦ Only interception of the season came vs. Utah State (9/23)

## 2016 (San Jose State):

- ✦ First-team All-Mountain West
- ✦ Voted Most Valuable Player by teammates
- ✦ Recorded 36 total tackles, 14 passes defended, four interceptions, two forced fumbles and 0.5 tackles for loss in 12 games (11 starts)
- ✦ Led the team in interceptions, forced fumbles and passes defended
- ✦ Recorded two interceptions vs. Portland State (9/10) and one each vs. Nevada (10/15) and Air Force (11/19)

- ✦ Ranked 11th nationally in interception return yardage with 117
- ✦ Finished fourth nationally in passes defended at 1.5 per game

## 2015 (San Jose State):

- ✦ Played in 13 games with 10 starts
- ✦ Started the last eight games of the season
- ✦ Led the team with eight passes defended
- ✦ Had at least one tackle in 11 games
- ✦ Recorded a career-high six tackles and 2.0 tackles for loss vs. Fresno State (9/26)
- ✦ Came up with interceptions in two of the team's final three games - wins at Hawai'i (11/21) and in the AutoNation Cure Bowl vs. Georgia State (12/19)

## 2014 (San Jose State):

- ✦ Played in 11-of-12 games
- ✦ Saw the bulk of his playing time as a special teams defender

## PERSONAL:

- ✦ Lettered in football (Coach Mike Parsons) and basketball at Clovis West High School in Fresno, Calif.
- ✦ A two-time, first-team All-Tri-River Athletic Conference defensive back
- ✦ Named his team's Defensive Most Valuable Player as a senior
- ✦ Enjoys watching action and sports movies
- ✦ The Lion King, Glory Road and Scarface are three of his favorites
- ✦ Derrick Chachere, his dad, played seven seasons in the Arena Football League including five with the San José SaberCats
- ✦ Native of Fresno, Calif.



# LAVON COLEMAN

## RUNNING BACK

5-11 | 235 | WASHINGTON

HOMETOWN: LOMPOC, CALIF. | AGE: 23

ROOKIE | 1ST WITH TEXANS | ACQUIRED: CFA-'18

CAREER GP/GS: 0/0

TEAMS: HOU 2018



40

**TRANSACTIONS:** Signed by the Houston Texans as a college free agent on May 11, 2018.

### CAREER AT WASHINGTON:

- ✦ Played four seasons (2014-17) at the University of Washington in Seattle, Wash. after redshirting the 2013 campaign
- ✦ Rushed for 2,000 yards and 12 touchdowns in 50 career games
- ✦ Broke the single-season school record for yards per carry, finishing with a 7.5-yard average as a junior in 2016

### 2017 (Washington):

- ✦ Gained 407 yards on 89 carries and seven total touchdowns in 13 games played (two starts)
- ✦ Had 14 carries for 44 yards, plus two receptions for 11 yards and a touchdown, in the Huskies' season opening win over Rutgers (9/1)

Named the coaches' offensive player of the game vs. UCLA (10/28), rushing for 94 yards and three touchdowns on 14 carries adding two catches for 46 yards

- ✦ Recorded 31 yards rushing on 12 carries and a 31-yard touchdown reception vs. Oregon (11/4)
- ✦ Earned the Iron Husky Award at the UW postseason awards banquet

### 2016 (Washington):

- ✦ Easily broke the school record for yards per carry (7.5)
- ✦ Rushed for 852 yards and seven touchdowns on 114 carries in 14 games played
- ✦ Compiled 181 rushing yards and a score on 11 carries at Arizona (9/24)
- ✦ Amassed 74 yards and a touchdown on 11 carries in the win over No. 7-ranked Stanford (9/30)
- ✦ Rushed for 108 yards on seven carries, including a 49-yard score at Cal (11/5)
- ✦ Compiled 82 yards on the ground and two touchdowns on 10 carries at Washington State (11/25)
- ✦ Rushed for 101 yards and a score on 18 carries in the Pac-12 Championship Game win over Colorado (12/2)

- ✦ Earned the team's Special Teams MVP and the Husky Excellence Award at the team's postseason banquet

### 2015 (Washington):

- ✦ Played in all 13 games of the season
- ✦ Rushed for 176 yards on 33 carries
- ✦ Started in the Heart of Dallas Bowl win over Southern Miss, rushing for 39 yards on six carries

### 2014 (Washington):

- ✦ Rushed for 565 yards and one touchdown on 138 carries in 11 games played (two starts)
- ✦ Led the team with 78 yards, on 17 carries, in the win at Hawai'i (8/30)
- ✦ Reached the century mark in the victory over Eastern Washington (9/6), rushing for 118 yards and a score on 17 carries

### 2013 (Washington):

- ✦ Redshirted the season
- ✦ Won Washington's Bob Jarvis Offensive Scout Squad MVP award

### PERSONAL:

- ✦ Played for Coach Andrew Jones at Lompoc High School
- ✦ As a senior, helped Lompoc to a 12-1 record
- ✦ Team had won 32 straight games before falling to Gardena Serra in the CIF Southern Section Western Division semi-finals
- ✦ Missed much of senior season due to injury, but still rushed for 887 yards and nine touchdowns on 128 carries
- ✦ Named first-team all-area despite missing time
- ✦ In 2011, rushed for 2,038 yards and 26 touchdowns on 295 carries
- ✦ Named the CIF-SS Northwest Division Offensive Player of the Year as a junior
- ✦ Named in the Tacoma News-Tribune "Western 100"
- ✦ Rated the No. 21 running back in the country by MaxPreps.com
- ✦ Ranked as the No. 30 running back prospect by Scout.com





# ANTHONY COYLE

CENTER/GUARD

6-5 | 300 | FORDHAM

HOMETOWN: STATEN ISLAND, N.Y. | AGE: 21

ROOKIE | 1ST WITH TEXANS | ACQUIRED: CFA-'18

CAREER GP/GS: 0/0

TEAMS: HOU 2018



78

**TRANSACTIONS:** Signed by the Houston Texans as a college free agent on May 11, 2018.

## CAREER AT FORDHAM:

- ✦ Played four seasons (2014-17) at Fordham University in Bronx, N.Y.
- ✦ Appeared in 48 games over four years for the Rams
- ✦ A first-team All-Patriot League and first-team All-ECAC selection in 2016
- ✦ Named to the 2014 Phil Steele FCS Freshman All-America team
- ✦ Helped the 2014 Rams set the school single season rushing record and lead the Patriot League in passing offense, total offense and scoring offense
- ✦ Named to the 2016 Patriot League Academic Honor Roll

## 2017 (Fordham):

- ✦ Started all 11 games at left tackle
- ✦ Received first-team ECAC All-Star and first-team Patriot League honors for a second straight year
- ✦ Received the Lansing Trophy as Fordham's outstanding lineman for a second consecutive year
- ✦ Blocked for an offense that averaged 371.7 yards of total offense per game, third best in the Patriot League

## 2016 (Fordham):

- ✦ Started all 11 games at left tackle
- ✦ Named first-team All-Patriot League and All-ECAC
- ✦ Recipient of the 2016 Lansing Trophy as Fordham's outstanding lineman
- ✦ Helped the Fordham offense lead the Patriot League and rank fourth in the NCAA FCS in total offense, averaging 498.2 yards

per game

- ✦ The Rams also led the Patriot League and were fourth in the nation in scoring, averaging 40.1 points per game
- ✦ Helped Fordham set a single-season team rushing mark with 2,527 yards

## 2015 (Fordham):

- ✦ Named second-team All-Patriot League
- ✦ Started all 12 games at left tackle as a sophomore
- ✦ Helped the Fordham offense lead the Patriot League and rank ninth in the NCAA FCS in scoring, averaging 36.8 points per game

## 2014 (Fordham):

- ✦ Named to the Phil Steele NCAA FCS Freshman All-America team
- ✦ Appeared in all 14 games as a freshman, starting the final ten at right tackle
- ✦ Helped the offense rush for a school-record 2,353 yards
- ✦ Team also set a single-season program record with 31 rushing touchdowns
- ✦ Helped the Rams lead the Patriot League in passing offense, total offense and scoring

## PERSONAL:

- ✦ Son of Josetta Ribaudo and stepson of Ronnie Ribaudo
- ✦ A graduate of Tottenville High School on Staten Island, N.Y.
- ✦ The 2013 Sal Somma Award winner as Staten Island's top lineman
- ✦ A first-team All-City and first-team All-Staten Island selection
- ✦ A Staten Island Advance All-Star
- ✦ Led 2012 and 2013 teams to the PSAL city championship game



# TREVOR DANIEL

PUNTER

6-1 | 225 | TENNESSEE

HOMETOWN: DICKSON, TENN. | AGE: 23

ROOKIE | 1ST WITH TEXANS | ACQUIRED: CFA-'18

CAREER GP/GS: 0/0

TEAMS: HOU 2018



8

**TRANSACTIONS:** Signed by the Houston Texans as a college free agent on May 11, 2018.

## CAREER AT TENNESSEE:

- ✦ Played four seasons (2014-17) at the University of Tennessee in Knoxville, Tenn. after redshirting the 2013 campaign
- ✦ Set a single-season punting average school record in 2017 (47.5)
- ✦ Set a career program record for punting average (45.9)

## 2017 (Tennessee):

- ✦ Ranked fourth nationally and second in the SEC with a 47.5-yard average
- ✦ Also lead the SEC in punts inside the 20 with 22
- ✦ Punted six times in the season opener vs. Georgia Tech (9/4), including a career-long 70-yard punt to match his previous career-long set at South Carolina in 2016

## 2016 (Tennessee):

- ✦ Set new personal bests for punts (70), punting yardage (3,120), fair catches (29), punts inside the 20 (28) and a long punt (70 at South Carolina)
- ✦ Punted six times for 294 yards (49.0 avg) with two inside the 10 and three of 50 or more yards at South Carolina (10/29). Also had a career-long 70-yard punt
- ✦ Against Alabama (10/15), punted a career-high 10 times for a career-high 483 yards, four fair catches, four punts of 50 or more

yards, two for 60 yards and three inside the 20-yard line

## 2015 (Tennessee):

- ✦ Ray Guy Award Candidate, awarded to nation's top punter
- ✦ Nominee for Burlsworth Award, presented to nation's most outstanding player who began career as walk-on
- ✦ Former walk-on who earned a scholarship prior to 2015 season
- ✦ Season average of 45.7 yards per punt set new Tennessee record for punt average with a minimum of 50 punts
- ✦ Averaged 45.7 yards per punt, ranking eighth in the nation and second in the SEC
- ✦ In debut, boomed three punts for 47.0 average including a long of 61 yards vs. Bowling Green (9/5)

## 2014 (Tennessee):

- ✦ Did not appear in any games

## 2013 (Tennessee):

- ✦ Redshirted

## PERSONAL:

- ✦ Son of Kimberly and Wade Daniel
- ✦ Majored in Recreation and Sport Management
- ✦ Recipient of First Family Men's Athletic Endowment
- ✦ Coached by Troy Williams at Dickson County High School
- ✦ Named a Prokicker First Team All-American after his senior season
- ✦ Earned all-district accolades in his junior and senior seasons



# MASON GENTRY

GUARD

6-6 | 300 | SOUTHERN METHODIST

HOMETOWN: PLANO, TEXAS | AGE: 24

ROOKIE | 1ST WITH TEXANS | ACQUIRED: CFA-'18

CAREER GP/GS: 0/0

TEAMS: HOU 2018



79

**TRANSACTIONS:** Signed by the Houston Texans as a college free agent on May 11, 2018.

## CAREER AT SMU:

- ✦ Played four seasons (2014-17) at Southern Methodist University in Dallas after redshirting the 2013 campaign
- ✦ Totaled 107 career tackles (60 solo) with 8.0 tackles for loss, four pass breakups and one blocked field goal in 45 career games (30 starts)

## 2017 (SMU):

- ✦ Played 10 games, starting seven, after returning from injury
- ✦ Recorded 31 tackles (14 solo)
- ✦ Had 2.0 sacks for 15 yards and two passes defended

## 2016 (SMU):

- ✦ Played in 11 games, starting one vs. TCU (9/23)
- ✦ Registered 19 tackles (13 solo), including two tackles for loss
- ✦ Tied a career high in tackles with five at Tulsa (10/7)

## 2015 (SMU):

- ✦ Started in all 12 games
- ✦ Totaled 19 tackles and two tackles for loss

## 2014 (SMU):

- ✦ Played in 12 games, starting the final 10
- ✦ Totaled 38 tackles and two sacks
- ✦ Had a season-best seven tackles vs. USF (11/15)
- ✦ Blocked a field goal at Connecticut (12/6)


## 2013 (SMU):

- ✦ Redshirted

## PERSONAL:

- ✦ Attended Plano (Texas) West High School
- ✦ A three-star 247sports.com recruit and a two-star Rivals.com prospect
- ✦ Notched 49 total tackles (36 solo, 13 assisted) with two tackles for loss, nine quarterback pressures and 3.0 sacks as a senior in 2012
- ✦ Named first-team All-District 10-5A
- ✦ Also lettered in baseball





# JARYD JONES-SMITH

TACKLE

6-7 | 320 | PITTSBURGH

HOMETOWN: CAMDEN, N.J. | AGE: 22

ROOKIE | 1ST WITH TEXANS | ACQUIRED: CFA-'18

CAREER GP/GS: 0/0

TEAMS: HOU 2018



72

**TRANSACTIONS:** Signed by the Houston Texans as a college free agent on May 11, 2018.

## CAREER AT PITTSBURGH:

- ✦ Played four seasons (2014-17) at the University of Pittsburgh (Pa.) after redshirting the 2013 campaign
- ✦ Missed the entire 2015 season due to injury
- ✦ Appeared in 33 games (13 starts) for the Panthers

## 2017 (Pittsburgh):

- ✦ Played in all 12 contests, starting nine at right tackle on Pitt's offensive front
- ✦ Finished his collegiate career with 33 games played and 13 starts
- ✦ Selected to play in the 2018 East-West Shrine Game

## 2016 (Pittsburgh):

- ✦ Made a return to active duty after sitting out the prior season recovering from an injury
- ✦ Played in eight games at offensive tackle, starting one contest

## 2015 (Pittsburgh):

- ✦ Did not play in any games after sustaining an offseason injury

## 2014 (Pittsburgh):

- ✦ Played in 13 games, starting three contests at left tackle in his first active season

## 2013 (Pittsburgh):

- ✦ Redshirted

## PERSONAL:

- ✦ Son of Shirley Ann Smith and the late James Edward Jones
- ✦ Has one brother and one sister
- ✦ Earned a bachelor's degree in communications
- ✦ Served as an intern in Pitt's athletic media relations office
- ✦ Attended Philadelphia's West Catholic High School, where he was selected All-State Class AA by the Pennsylvania Sports Writers
- ✦ Named Pennsylvania Football News first-team All-Class AA
- ✦ Earned All-Southeastern Pennsylvania honors
- ✦ Philadelphia Daily News All-City
- ✦ Two-way lineman who led West Catholic to a 7-4 record, the Catholic League Class AA championship and the PIAA playoffs as a senior
- ✦ Played under Coach Brian Fluck
- ✦ Rated the No. 27 prospect in Pennsylvania by Scout
- ✦ Selected to play in the Chesapeake Bowl, a senior all-star game featuring players from Pennsylvania, New Jersey, Delaware, Maryland, Virginia, West Virginia and the District of Columbia
- ✦ Also selected to play in the Big 33 Football Classic (Pennsylvania vs. Maryland)
- ✦ In addition to football, lettered in basketball and track and field at West Catholic



# KINGSLEY OPARA

NOSE TACKLE

6-3 | 300 | MARYLAND

HOMETOWN: JACKSONVILLE, FLA. | AGE: 23

ROOKIE | 1ST WITH TEXANS | ACQUIRED: CFA-'18

CAREER GP/GS: 0/0

TEAMS: HOU 2018



60

**TRANSACTIONS:** Signed by the Houston Texans as a college free agent on May 11, 2018.

## CAREER AT MARYLAND:

- ✦ Played four seasons (2014-17) at the University of Maryland in College Park, Md. after redshirting the 2013 campaign due to injury
- ✦ Compiled 83 total tackles, 13.5 tackles for loss and 3.0 sacks in 30 career games (20 starts) for the Terrapins

## 2017 (Maryland):

- ✦ Appeared in all 12 games, making 11 starts
- ✦ Totaled 26 tackles, including two tackles for loss
- ✦ Posted four total tackles, including a sack, vs. Indiana (10/28)
- ✦ Notched season-high five total tackles vs. Northwestern (10/14)

## 2016 (Maryland):

- ✦ Appeared in all 13 games, making nine starts at nose tackle
- ✦ Had a breakout season, totaling 41 tackles and ranking second on the team with 11.5 tackles for loss
- ✦ Also posted 3.0 sacks
- ✦ Notched two tackles for loss, including 1.0 sack, vs. Rutgers (11/26)
- ✦ Had six total tackles, including 1.5 tackles for loss, vs. Michigan State (10/22)
- ✦ Matched career high with six total tackles, including 1.5 tackles for loss at Penn State (10/8)
- ✦ Totaled two tackles for loss vs. Purdue (10/1)
- ✦ Posted six total tackles at UCF (9/17), and recovered the fumble in double overtime that led to Maryland's victory

- ✦ Made first career start against Howard (9/3), posting five total tackles and two tackles for loss

## 2015 (Maryland):

- ✦ Appeared in 11 games, totaling 16 tackles
- ✦ Posted four total tackles vs. Bowling Green (9/12)
- ✦ Notched a pair of tackles, including 0.5 sacks at No. 10-ranked Iowa (10/31)

## 2014 (Maryland):


- ✦ Did not see game action during the season
- ✦ Earned defensive scout team player of the week for his preparation for Iowa (10/18)

## 2013 (Maryland):

- ✦ Missed the season due to injury

## PERSONAL:

- ✦ Born in Quincy, Mass.
- ✦ Parents are Innocent and Stella Opara
- ✦ Majored in African American studies
- ✦ Touted as a three-star recruit by Rivals, ESPN.com, Scout.com and 247Sports.com
- ✦ Selected to play in the Florida Athletic Coaches Association North-South Classic
- ✦ A member of the Super 24 Florida Times-Union team
- ✦ A second-team All-First Coast selection
- ✦ As a senior, totaled 42 tackles, 11 tackles for loss and 10.0 sacks
- ✦ Coached by Robert Dean



# VYNCINT SMITH

WIDE RECEIVER

6-3 | 195 | LIMESTONE

HOMETOWN: COLUMBIA, S.C. | AGE: 22

ROOKIE | 1ST WITH TEXANS | ACQUIRED: CFA-'18

CAREER GP/GS: 0/0

TEAMS: HOU 2018



17

**TRANSACTIONS:** Signed by the Houston Texans as a college free agent on May 11, 2018.

## CAREER AT LIMESTONE:

- ✦ Played four seasons (2014-17) at Limestone College in Gaffney, S.C.
- ✦ Totaled 153 catches for 2,371 yards and 11 touchdowns in 30 career games (26 starts) for the Saints
- ✦ Set a single-season school record for receiving yards (849) as a senior in 2017

## 2017 (Limestone):

- ✦ 2017 second-team All-South Atlantic Conference
- ✦ Racked up 849 yards receiving with 49 receptions and three touchdowns in 10 games played

## 2016 (Limestone):

- ✦ Started in all 11 games during junior campaign
- ✦ Compiled 709 receiving yards with 44 receptions and four touchdowns
- ✦ Averaged 16.1 yards per reception and 64.5 receiving yards per game
- ✦ Tallied a 41-yard touchdown catch in a 35-6 win at Shaw (9/3)
- ✦ Finished with 119 yards and two touchdowns on six receptions against Mars Hill (9/17)
- ✦ Recorded 91 yards on eight catches in a 31-13 win at Lenoir-Rhyne (9/24)
- ✦ Registered 106 yards behind four catches at Carson-Newman (10/29)
- ✦ Wrapped up the year with a 107-yard receiving performance against North Greenville (11/12)

## 2015 (Limestone):

- ✦ Appeared in all 10 games during sophomore season, making

nine starts

- ✦ Led the team with four receiving touchdowns
- ✦ Ranked second on the team with 32 catches for 418 yards
- ✦ Posted eight catches for 88 yards and a touchdown against No. 22-ranked Lenoir-Rhyne (9/26)
- ✦ Recorded a career-best 74-yard touchdown reception in a loss at UNC Pembroke (11/14)

## 2014 (Limestone):

- ✦ Played in nine games, making six starts as a true freshman
- ✦ Ranked second on the team with 395 yards receiving
- ✦ Hauled in 28 receptions for 43.9 yards per game
- ✦ Recorded 14.1 yards per catch
- ✦ Finished with eight receptions for a season-best 162 yards at Kentucky Wesleyan (11/1)

## PERSONAL:

- ✦ Born in Bad Windsheim, Germany
- ✦ Son of Yolanda and Vernon Smith
- ✦ Has one older sister, Vynnessa, and three young siblings: Victor, Vandyn and Veronique
- ✦ Older sister ran track at Kennesaw State and plays for the Atlanta Steam of the Professional Women's Football League
- ✦ Was a member of Team Blaze, finishing second in the nation in the 4x100
- ✦ Graduated high school with a 3.6 GPA
- ✦ Majored in Mathematics
- ✦ Westwood High School: Played two seasons with the Redhawks
- ✦ Was an All-Region selection during senior season after hauling in 31 receptions for 503 yards and four touchdowns
- ✦ Guided team to a 7-5 finish and playoff appearance as a senior
- ✦ Finished with more than 500 yards receiving and four touchdowns during junior campaign
- ✦ Also competed with the track team
- ✦ Helped led the team to a 3A region runner-up finish





# TERRY SWANSON

## RUNNING BACK

5-10 | 205 | TOLEDO

HOMETOWN: ALIQUIPPA, PA. | AGE: 21

ROOKIE | 1ST WITH TEXANS | ACQUIRED: CFA-'18

CAREER GP/GS: 0/0

TEAMS: HOU 2018



42

**TRANSACTIONS:** Signed by the Houston Texans as a college free agent on May 11, 2018.

### CAREER AT TOLEDO:

- ✦ Played four seasons (2014-17) at the University of Toledo (Ohio)
- ✦ Rushed for 3,601 yards on 614 carries, adding 31 touchdowns in 49 career games played for the Rockets
- ✦ Ranks fourth all-time in school history for rushing yards, after leading the MAC with 104.8 rushing yards per game as a senior in 2017

### 2017 (Toledo):

- ✦ Named first-team All-MAC
- ✦ Finished the year with 1,363 rushing yards and 14 touchdowns
- ✦ Led the MAC with 104.8 rushing yards per game and was second with 14 rushing touchdowns
- ✦ Finished his career with 3,601 rushing yards, fourth all-time in Toledo history
- ✦ Had 101 yards and two touchdowns at Nevada (9/9)
- ✦ Logged 139 yards and a touchdown against Tulsa (9/16)
- ✦ Led team with 79 rushing yards against Miami (Fla.) (9/23)
- ✦ Had 145 rushing yards and two touchdowns against Central Michigan, his 10th career 100-yard game (10/14)
- ✦ Ran the ball 20 times for 123 yards against Akron (10/21)
- ✦ Tallied 105 rushing yards on 11 carries and a touchdown at Ball State (10/26)
- ✦ Posted 29 carries for 116 yards and a career-high three touchdowns against NIU (11/2)
- ✦ Had 192 rushing yards on 23 carries against Bowling Green, with nine runs of at least 10 yards (11/15)
- ✦ Compiled 182 rushing yards and two touchdowns in the MAC Championship Game against Akron (12/2)

### 2016 (Toledo):

- ✦ Second on team in rushing with 583 yards on 116 attempts
- ✦ Also caught 10 passes for 74 yards
- ✦ Season-high 112 yards and one touchdown vs. BGSU (10/15)
- ✦ Registered a 63-yard touchdown run vs. BGSU, the longest scoring run of his career

### 2015 (Toledo):

- ✦ Named second-team All-MAC
- ✦ Second on team with 923 yards rushing
- ✦ Ranked fifth in the MAC with 83.9 rushing yards per game
- ✦ Ranked second in MAC with 6.5 yards per carry
- ✦ Career mark of 6.51 yards per carry is second on Toledo's all-time list behind former teammate and current Chiefs RB Kareem Hunt
- ✦ Rushed for 118 yards on career-best 21 attempts vs. UMass (10/24)
- ✦ Recorded 97 yards and one touchdown on just four attempts vs. EMU (10/17)
- ✦ Career-long 90-yard run vs. EMU was fourth-longest in Toledo history
- ✦ Amassed a season-high 161 yards and one touchdown vs. Kent State (10/10)
- ✦ Rushed for 139 yards on 24 carries vs. Ball State (10/3)
- ✦ Compiled 71 yards rushing and two touchdowns vs. Arkansas State (9/26)

### 2014 (Toledo):

- ✦ Ranked second on team and 10th in MAC with 732 yards rushing
- ✦ Was second on team, second in MAC and 15th in the country in yards per carry (6.5)
- ✦ Rushed for 172 yards in 20-19 win at Western Michigan (10/4)
- ✦ Started at Iowa State (10/11), rushing for 124 yards and a touchdown
- ✦ Recorded 97 yards and two touchdowns vs. UMass (10/24), including the game-winner with 34 seconds left from 19 yards out
- ✦ Hauled in 12 passes for 153 yards and one touchdown

### PERSONAL:

- ✦ Son of Terry and Pamela Swanson
- ✦ Has an older sister, Terika
- ✦ Finished high school career as the third all-time leading rusher in Aliquippa history with 4,333 yards on 466 carries
- ✦ As a senior, rushed for 1,783 yards and 25 touchdowns
- ✦ As a junior, rushed for 1,546 yards and 19 touchdowns
- ✦ Selected to the Pittsburgh Post Gazette "Fab 22" Team in both junior and senior seasons



# NICK THURMAN

DEFENSIVE END

6-4 | 295 | HOUSTON

HOMETOWN: DALLAS, TEXAS | AGE: 23

ROOKIE | 1ST WITH TEXANS | ACQUIRED: CFA-'18

CAREER GP/GS: 0/0

TEAMS: HOU 2018



68

**TRANSACTIONS:** Signed by the Houston Texans as a college free agent on May 14, 2018.

## CAREER AT HOUSTON:

- ✦ Played four seasons (2014-17) at the University of Houston after redshirting the 2013 campaign
- ✦ Recorded 92 total tackles (49 solo), 15 tackles for loss, four pass breakups, 4.5 sacks and two fumble recoveries in 44 career games (19 starts) for the Cougars

## 2017 (Houston):

- ✦ Totaled 32 tackles, 4.5 for loss, starting all 12 games at defensive end
- ✦ Had four tackles, 0.5 sack and 1.5 tackles for a loss of six yards at Tulsa (10/14)
- ✦ Tallied three total tackles, 1.0 sack for a loss of six yards and two quarterback hurries vs. Texas Tech (9/23)

## 2016 (Houston):

- ✦ Saw action in all 12 games, making six starts
- ✦ Finished third on the team with five quarterback hurries and had 5.5 tackles for a loss of 25 yards
- ✦ Had three total tackles, 1.5 sacks and a tackle for a loss of 10 yards as well as two quarterback hurries in a home win vs. No. 3 Louisville (11/17)
- ✦ Had three total tackles, 2.0 for a loss of seven yards, a forced fumble and 0.5 sacks vs. UCF (10/29)

- ✦ Tallied one tackle for loss in a win over No. 3 Oklahoma at NRG Stadium (9/3)

## 2015 (Houston):

- ✦ Appeared in all 14 games with one start
- ✦ Had a career-high five total tackles, one for a loss of two yards, while recovering his first fumble in shutout win over Vanderbilt (10/31)
- ✦ Notched a career-high five total tackles and a tackle for loss in win at Tulane (10/16)

## 2014 (Houston):

- ✦ Appeared in five games for the defensive line
- ✦ Recorded seven total tackles on the season

## 2013 (Houston):

- ✦ Redshirted

## PERSONAL:

- ✦ Named first-team all-district as he led his district in sacks as a senior while helping Lake Highlands High School to an 8-3 record
- ✦ Finished senior season with 45 total tackles, 14 tackles for loss and 7.0 sacks
- ✦ Also played basketball for Lake Highlands
- ✦ Was a member of school's member of Mu Alpha Theta, DECA, FCA and was a peer helper during high school
- ✦ Majored in retail consumer science at Houston



# JESTER WEAH

WIDE RECEIVER

6-3 | 210 | PITTSBURGH

HOMETOWN: MADISON, WIS. | AGE: 23

ROOKIE | 1ST WITH TEXANS | ACQUIRED: CFA-'18

CAREER GP/GS: 0/0

TEAMS: HOU 2018



86

**TRANSACTIONS:** Signed by the Houston Texans as a college free agent on May 11, 2018.

## CAREER AT PITTSBURGH:

- ✦ Played four seasons (2014-17) at the University of Pittsburgh (Pa.) after redshirting the 2013 campaign
- ✦ Caught 77 passes for 1,570 yards and 14 touchdowns in 42 career games played for the Panthers
- ✦ Led the ACC in yards per catch (24.2) and ranked second nationally as a junior in 2016

## 2017 (Pittsburgh):

- ✦ Voted team captain by teammates
- ✦ Compiled 41 receptions for 698 yards (17.0 avg.) and four touchdowns in 12 games (11 starts)
- ✦ Led team in receiving yards and touchdown catches
- ✦ Sparked Pitt's 42-10 victory over Rice (9/30) with a season-high 137 receiving yards on five catches (27.4 avg.)
- ✦ Had six catches for 80 yards in the 24-14 win over No. 2 Miami (Fla.) (11/24)
- ✦ Selected to play in the 2018 East-West Shrine Game

## 2016 (Pittsburgh):

- ✦ Played in 13 games, starting seven
- ✦ Led Pitt in receptions (36), receiving yards (870) and touchdown receptions (10)
- ✦ Averaged 24.2 yards per catch, which led the ACC and ranked second nationally
- ✦ His 10 touchdown catches ranked third in the ACC and 28th nationally
- ✦ Compiled a career-high 176 yards and a touchdown on seven catches vs. Marshall (10/1)
- ✦ Recorded 115 yards receiving at Miami (Fla.) (11/5) and had a career-long 75-yard touchdown
- ✦ Had four receptions for 99 yards and two touchdowns vs. Syracuse (11/26) in a 76-61 win

## 2015 (Pittsburgh):

- ✦ Played in nine games as a reserve receiver to earn his second letter

## 2014 (Pittsburgh):

- ✦ Played in eight games as a reserve receiver in his first active season

## 2013 (Pittsburgh):

- ✦ Redshirted

## PERSONAL:

- ✦ Son of Ester Garwo and James Weah
- ✦ Uncle, George Weah, is a former FIFA World Player of the Year and was elected president of Liberia in 2017
- ✦ Rated the No. 2 wide receiver in Wisconsin by Rivals and Scout after averaging 20 yards per catch over his final two seasons at Madison Memorial High School
- ✦ Compiled 71 receptions for 1,436 yards (20.2 avg.) and 13 touchdowns over his junior and senior years
- ✦ Enjoyed a prolific and decorated prep career despite not playing organized football until his sophomore season
- ✦ Selected all-state by the Wisconsin Football Coaches Association (WFC) and Associated Press as a senior after catching 38 passes for 799 yards (21.0 avg.) and eight touchdowns
- ✦ First team All-Big Eight Conference
- ✦ Rated the No. 13 overall prospect in Wisconsin by Rivals and Scout
- ✦ Played under Coach Mike Galindo
- ✦ Also a standout in basketball and track
- ✦ Helped basketball team to the Wisconsin Interscholastic Athletic Association Division 1 (largest classification) state title his sophomore year
- ✦ First-team All-Big Eight and Wisconsin State Journal All-Area after averaging nearly 12 points and six rebounds as a senior
- ✦ State sprint champion in the indoor 55-meters (6.39) and outdoor 100- (10.70) and 200-meters (21.73)





# **HOUSTON TEXANS**

## **TEXANS RECORDS**



# ALL-TIME / YEAR-BY-YEAR LEADERS

## ALL-TIME LEADERS

### RUSHING YARDS

Player	Att	Yds	Avg	Lg	TD
Arian Foster, 2009-15	1,454	6,472	4.5	74t	54
Domanick Williams#, 2003-05	770	3,195	4.2	51	23
Ben Tate, 2011-13	421	1,992	4.7	60	10
Lamar Miller, 2016-17	506	1,961	3.9	45	8
Alfred Blue, 2014-17	523	1,908	3.7	48	6
Steve Slaton, 2008-11	425	1,832	4.3	71t	12
Ron Dayne, 2006-07	345	1,385	4	39	11
David Carr, 2002-06	268	1,235	4.6	36	8
Jonathan Wells, 2002-05	374	1,167	3.1	37	10
Jonathan Grimes, 2012-16	139	613	4.4	37	2

# - Domanick Williams known as Domanick Davis prior to 2006.

### RECEIVING YARDS

Player	Rec	Yds	Avg	Lg	TD
Andre Johnson, 2003-14	1,012	13,597	13.4	77t	64
DeAndre Hopkins, 2013-17	413	5,865	14.2	76t	36
Owen Daniels, 2006-13	385	4,617	12	44	29
Kevin Walter, 2006-12	326	4,083	12.5	61	24
Arian Foster, 2009-15	249	2,268	9.1	78t	14
Jabar Gaffney, 2002-05	171	2,009	11.7	69	7
Corey Bradford, 2002-05	130	1,992	15.3	81	18
Jacoby Jones, 2007-11	127	1,741	13.7	80t	11
Joel Dreessen, 2007-11	105	1,323	12.6	56t	13
Domanick Williams#, 2003-05	154	1,276	8.3	38	5

# - Domanick Williams known as Domanick Davis prior to 2006.

### SCRIMMAGE YARDS (RUSHING & RECEIVING)

Player	Rushing	Receiving	Total
Andre Johnson, 2003-14	54	13,597	13,651
Arian Foster, 2009-15	6,472	2,268	8,740
DeAndre Hopkins, 2013-17	-	5,865	5,865
Owen Daniels, 2006-13	-	4,617	4,617
Domanick Williams#, 2003-05	3,195	1,276	4,471
Kevin Walter, 2006-12	82	4,083	4,165
Steve Slaton, 2008-11	1,832	811	2,643
Lamar Miller, 2016-17	1,961	515	2,439
Ben Tate, 2011-13	1,992	287	2,279
Jabar Gaffney, 2002-05	56	2,009	2,065

# - Domanick Williams known as Domanick Davis prior to 2006.

### PASSING (Min. 500 att.)

Player	Att	Comp	Pct	Yds	TD	INT	Lg	Rtg
Matt Schaub, 2007-13	3,020	1,951	64.6	23,221	124	78	80t	90.9
David Carr, 2002-06	2,070	1,243	60	13,391	59	65	81	75.5

### PASSING YARDS

Player	Att	Comp	Pct	Yds	TD	INT	Lg	Rtg
Matt Schaub, 2007-13	3,020	1,951	64.6	23,221	124	78	80t	90.9
David Carr, 2002-06	2,070	1,243	60	13,391	59	65	81	75.5
Sage Rosenfels, 2006-08	453	297	65.6	3,380	24	23	61	84.3
Brock Osweiler, 2016	510	301	59	2,957	15	16	53	72.2
Brian Hoyer, 2015	369	224	60.7	2,606	19	7	49	91.4
Ryan Fitzpatrick, 2014	312	197	63.1	2,483	17	8	76t	95.3
Case Keenum, 2013-14	330	182	55.2	2,195	11	8	66	76.8
Tom Savage, 2014, 2016-17	315	181	57.5	2,000	5	7	57	72.5

T.J. Yates, 2011-13, 2015, 320 176 55 1,993 10 10 61t 71.3 2017

Deshaun Watson, 2017 204 126 61.8 1,699 19 8 72t 103

### SCORING

Player	TD	PAT	FG	2PT	TP
Kris Brown, 2002-09	0	251	172	0	767
Arian Foster, 2009-15	68	0	0	1	410
Andre Johnson, 2003-14	64	0	0	2	388
Neil Rackers, 2010-11	0	82	59	0	259
Randy Bullock, 2013-15	0	69	61	0	252
DeAndre Hopkins, 2013-17	36	0	0	1	218
Nick Novak, 2015-17	0	51	53	0	210
Owen Daniels, 2006-13	29	0	0	0	174
Domanick Williams#, 2003-05	28	0	0	0	168
Kevin Walter, 2006-12	25	0	0	0	150

# - Domanick Williams known as Domanick Davis prior to 2006.

### FIELD GOALS

Player	FGM	FGA	Pct.	Lg
Kris Brown, 2002-09	172	223	77.1	57
Randy Bullock, 2013-15	61	76	80.2	55
Neil Rackers, 2010-11	59	68	86.8	57
Nick Novak, 2015-16	53	62	85.5	53

### PUNTING AVERAGE (Min. 250 punts)

Player	No	Yds	Avg	In20	Lg	Blk
Shane Lechler, 2013-17	430	20,463	47.6	147	71	1
Matt Turk, 2007-11	254	10,735	42.3	88	62	0
Chad Stanley, 2002-06	437	17,908	41	135	62	2

### PUNT RETURN YARDS

Player	No	Yds	Avg	Lg	TD
Jacoby Jones, 2007-11	179	1,820	10.2	79t	3
Keshawn Martin, 2012-15	86	766	8.9	87t	1
J.J. Moses, 2003-04	72	553	7.7	40	0
Tyler Ervin, 2016-17	35	321	9.2	57	0
Will Fuller V, 2016-17	20	300	15	67t	1
Keith Mumphery, 2015-16	36	280	7.8	20	0
Jermaine Lewis, 2002	36	280	7.8	48	0
Avion Black, 2002	14	188	13.4	76t	1
Phillip Buchanon, 2005-06	20	180	9	45	0
Trindon Holliday, 2011-12	17	147	8.6	36	0

### KICKOFF RETURN YARDS

Player	No	Yds	Avg	Lg	TD
André Davis, 2007-09	108	2,743	25.4	104t	3
J.J. Moses, 2003-04	117	2,658	22.7	70	0
Jerome Mathis, 2005-07	72	2,054	28.5	99t	3
Keshawn Martin, 2012-15	68	1,707	25.1	54	0
Jacoby Jones, 2007-11	64	1,490	23.3	95t	1
Dexter Wynn, 2006-07	52	1,193	22.9	39	0
Jermaine Lewis, 2002	46	961	20.9	45	0
Steve Slaton, 2008-11	39	767	19.7	50	0
Danieal Manning, 2011-14	28	659	23.5	46	0

# ALL-TIME / YEAR-BY-YEAR LEADERS

Avion Black, 2002 24 529 22 49 0

## COMBINED YARDAGE

Player	Total	Rush Rec.	Int-Ret.	PR/KR	FR	
Andre Johnson, 2003-14	13,651	54	13,597	-	-/-	-
Arian Foster, 2009-15	8,740	6,472	2,268	-	-/-	-
DeAndre Hopkins, 2013-17	5,865	-	5,865	-	-/-	-
Jacoby Jones, 2007-11	5,091	40	1,741	-	1,820/1,490	-
Owen Daniels, 2006-13	4,617	-	4,617	-	-/-	-
Domanick Williams#, 2003-05	4,585	3,195	1,276	-	24/90	-
Kevin Walter, 2006-12	4,172	82	4,083	-	0/7	-
André Davis, 2007-09	3,598	-	855	-	0/2,743	-
Steve Slaton, 2008-11	3,410	1,832	811	-	0/767	-
J.J. Moses, 2003-04	3,211	-	-	-	553/2,658	-

# - Domanick Williams known as Domanick Davis prior to 2006.

## INTERCEPTIONS

Player	No	Yds	Avg	Lg	TD
Johnathan Joseph, 2011-17	14	364	26	82t	3
Kareem Jackson, 2010-17	14	312	22.3	65	3
Dunta Robinson, 2004-09	13	162	12.5	61	1
Marcus Coleman, 2002-05	11	217	19.7	102t	1
Aaron Glenn, 2002-04	11	221	20.1	70t	2
Quintin Demps, 2010-16	9	101	11.2	42	0
Andre Hal, 2014-17	9	100	11.1	31t	1
Brian Cushing, 2009-17	8	50	6.3	20	1
Jason Allen, 2010-11	7	35	5	34	0
A.J. Bouye, 2013-16	6	129	21.5	67	1

## TACKLES

Player	Solo	Assist	Total
Brian Cushing, 2009-17	424	240	664
DeMeco Ryans, 2006-11	479	157	636
Kareem Jackson, 2010-17	395	74	469
Jamie Sharper, 2002-04	300	142	442
Dunta Robinson, 2004-09	332	64	396
J.J. Watt, 2011-17	311	83	394
Morlon Greenwood, 2005-08	289	96	385
Johnathan Joseph, 2011-17	330	44	373
Jay Foreman, 2002-04	255	97	352
Glover Quin, 2009-12	248	62	310

## SACKS

Player	Sacks	Yards
J.J. Watt, 2011-17	76	519
Mario Williams, 2006-11	53	320.5
Whitney Mercilus, 2012-17	38.5	205.5
Antonio Smith, 2009-13, 2016	27.5	182
Jadeveon Clowney, 2011-17	20	155.5
Connor Barwin, 2009-12	19	136.5
Kailee Wong, 2002-06	15	68.5
Brooks Reed, 2011-14	14.5	83.5
Brian Cushing, 2009-17	13.5	80.5

Jason Babin, 2004-06 13 85

## YEAR-BY-YEAR LEADERS

### RUSHING YARDS

Year	Player	Att	Yds	Avg	Long	TD
2002	Jonathan Wells	197	529	2.7	37	3
2003	Domanick Williams	238	1,031	4.3	51	8
2004	Domanick Williams	302	1,188	3.9	44	13
2005	Domanick Williams	230	976	4.2	44	2
2006	Ron Dayne	151	612	4.1	19	5
2007	Ron Dayne	194	773	4	39	6
2008	Steve Slaton	268	1,282	4.8	71t	9
2009	Steve Slaton	131	437	3.3	32t	3
2010	Arian Foster	327	1,616	4.9	74t	16
2011	Arian Foster	278	1,224	4.4	43	10
2012	Arian Foster	351	1,424	4.1	46	15
2013	Ben Tate	181	771	4.3	60	4
2014	Arian Foster	260	1,246	4.8	51	8
2015	Alfred Blue	183	698	3.8	41	2
2016	Lamar Miller	268	1,073	4	45	5
2017	Lamar Miller	238	888	3.7	21	3

### RECEIVING YARDS

Year	Player	Rec	Yds	Avg	Long	TD
2002	Corey Bradford	45	697	15.5	81	6
2003	Andre Johnson	66	976	14.8	46t	4
2004	Andre Johnson	79	1,142	14.5	54t	6
2005	Andre Johnson	63	688	10.9	53t	2
2006	Andre Johnson	103	1,147	11.1	53	5
2007	Andre Johnson	60	581	14.2	77t	8
2008	Andre Johnson	115	1,575	13.7	65	8
2009	Andre Johnson	101	1,569	15.5	72t	9
2010	Andre Johnson	86	1,216	14.1	60	8
2011	Owen Daniels	54	677	12.5	34	3
2012	Andre Johnson	112	1,598	14.3	60t	4
2013	Andre Johnson	109	1,407	12.9	62t	5
2014	DeAndre Hopkins	76	1,210	15.9	76t	6
2015	DeAndre Hopkins	111	1,521	13.7	61t	11
2016	DeAndre Hopkins	78	954	12.2	51	4
2017	DeAndre Hopkins	96	1,378	14.4	72t	13

### RECEPTIONS

Year	Player	Rec	Yds	Avg	Long	TD
2002	Billy Miller	51	613	12	42	3
2003	Andre Johnson	66	976	14.8	46t	4
2004	Andre Johnson	79	1,142	14.5	54t	6
2005	Andre Johnson	63	688	10.9	53t	2
2006	Andre Johnson	103	1,147	11.1	53	5
2007	Kevin Walter	65	800	12.3	46	4
2008	Andre Johnson	115	1,575	13.7	65	8
2009	Andre Johnson	101	1,569	15.5	72t	9
2010	Andre Johnson	86	1,216	14.1	60	8
2011	Owen Daniels	54	677	12.5	34	3
2012	Andre Johnson	112	1,598	14.3	60t	4
2013	Andre Johnson	109	1,407	12.9	62t	5
2014	Andre Johnson	85	936	11	35	3
2015	DeAndre Hopkins	111	1,521	13.7	61t	11
2016	DeAndre Hopkins	78	954	12.2	51	4
2017	DeAndre Hopkins	96	1,378	14.4	72t	13



# ALL-TIME / YEAR-BY-YEAR LEADERS

## SCRIMMAGE YARDS (RUSHING & RECEIVING)

Year	Player	Rushing	Receiving	Total
2002	James Allen	519	302	821
2003	Domanick Williams	1,031	351	1,382
2004	Domanick Williams	1,188	588	1,776
2005	Domanick Williams	976	337	1,313
2006	Andre Johnson	14	1,147	1,161
2007	Ron Dayne	773	112	885
2008	Steve Slaton	1,282	377	1,659
2009	Andre Johnson	10	1,569	1,579
2010	Arian Foster	1,616	604	2,220
2011	Arian Foster	1,224	617	1,841
2012	Arian Foster	1,424	217	1,641
2013	Andre Johnson	0	1,407	1,407
2014	Arian Foster	1,246	327	1,573
2015	DeAndre Hopkins	0	1,521	1,521
2016	Lamar Miller	1,073	188	1,261
2017	DeAndre Hopkins	0	1,378	1,378

## PASSING YARDS

Year	Player	A	C	Pct	Yds	TD	Int	Lg	Rtg
2002	David Carr	444	233	52.5	2,592	9	15	81	62.8
2003	David Carr	295	167	56.6	2,013	9	13	78t	69.5
2004	David Carr	466	285	61.2	3,531	16	14	69	83.5
2005	David Carr	423	256	60.5	2,488	14	11	53t	77.2
2006	David Carr	442	302	68.3	2,767	11	12	53	82.1
2007	Matt Schaub	289	192	66.4	2,241	9	9	77t	87.2
2008	Matt Schaub	380	251	66.1	3,043	15	10	65	92.7
2009	Matt Schaub	583	396	67.9	4,770	29	15	72t	98.6
2010	Matt Schaub	574	365	63.6	4,370	24	12	60	92
2011	Matt Schaub	292	178	61	2,479	15	6	80t	96.8
2012	Matt Schaub	544	350	64.3	4,008	22	12	60t	90.7
2013	Matt Schaub	358	219	61.2	2,310	10	14	46	73
2014	Ryan Fitzpatrick	312	197	63.1	2,483	17	8	76t	95.3
2015	Brian Hoyer	369	224	60.7	2,606	19	7	49	91.4
2016	Brock Osweiler	510	301	59	2,957	15	16	53	72.2
2017	Deshaun Watson	204	126	61.8	1,699	19	8	72t	103

## SCORING

Year	Player	TD	PAT	2PT	FG	TP
2002	Kris Brown	-	20/20	-	17/24	71
2003	Kris Brown	-	27/27	-	18/22	81
2004	Kris Brown	-	34/34	-	17/24	85
2005	Kris Brown	-	24/24	-	26/34	102
2006	Kris Brown	-	26/27	-	19/25	83
2007	Kris Brown	-	40/40	-	25/29	115
2008	Kris Brown	-	37/37	-	29/33	124
2009	Kris Brown	-	43/44	-	21/32	106
2010	Neil Rackers	-	43/43	-	27/30	124
2011	Neil Rackers	-	39/40	-	32/38	135
2012	Shayne Graham	-	45/45	-	31/38	138
2013	Randy Bullock	-	26/26	-	26/35	104
2014	Randy Bullock	-	40/40	-	30/35	130
2015	Nick Novak	-	29/31	-	18/21	83
2016	Nick Novak	-	22/25	-	35/41	127
2017	Ka'imi Fairbairn	-	32/35	-	20/25	92

## FIELD GOALS

Year	Player	FGA	FGM	Pct	Long
2002	Kris Brown	24	17	70.8	51
2003	Kris Brown	22	18	81.8	50
2004	Kris Brown	24	17	70.8	50
2005	Kris Brown	34	26	76.5	53
2006	Kris Brown	25	19	76	49
2007	Kris Brown	29	25	86.2	57
2008	Kris Brown	33	29	87.9	53
2009	Kris Brown	32	21	65.6	56
2010	Neil Rackers	30	27	90	57
2011	Neil Rackers	38	32	84.2	54
2012	Shayne Graham	38	31	81.6	51
2013	Randy Bullock	35	26	74.3	51
2014	Randy Bullock	35	30	85.7	55
2015	Nick Novak	21	18	85.7	51
2016	Nick Novak	41	35	85.4	53
2017	Ka'imi Fairbairn	25	20	80	55

## PUNTING AVERAGE

Year	Player	No	Yds	Avg	Long	Blk
2002	Chad Stanley	114	4,720	41.4	62	2
2003	Chad Stanley	97	4,028	41.5	58	0
2004	Chad Stanley	73	3,009	41.2	57	0
2005	Chad Stanley	77	2,990	38.8	61	0
2006	Chad Stanley	76	3,161	41.6	62	0
2007	Matt Turk	55	2,296	41.7	59	0
2008	Matt Turk	53	2,240	42.3	59	0
2009	Matt Turk	67	2,866	42.8	62	0
2010	Matt Turk	63	2,650	42.1	60	0
2011	Brett Hartmann	58	2,573	44.4	69	0
2012	Donnie Jones	88	4,150	47.2	66	0
2013	Shane Lechler	88	4,189	47.6	65	0
2014	Shane Lechler	83	3,845	46.3	71	1
2015	Shane Lechler	95	4,497	47.3	64	0
2016	Shane Lechler	72	3,423	47.5	62	0
2017	Shane Lechler	92	4,507	49	68	0

## PUNT RETURN YARDS

Year	Player	No	Yds	Avg	Long	TD
2002	Jermaine Lewis	36	280	7.8	48	0
2003	J.J. Moses	36	244	6.8	40	0
2004	J.J. Moses	36	309	8.6	27	0
2005	Phillip Buchanon	12	101	8.4	37	0
2006	Dexter Wynn	12	139	11.6	58	0
2007	Jacoby Jones	30	286	9.5	74	0
2008	Jacoby Jones	32	386	12.1	73t	2
2009	Jacoby Jones	39	426	10.9	62	0
2010	Jacoby Jones	29	204	7	39	0
2011	Jacoby Jones	49	518	10.6	79t	1
2012	Keshawn Martin	22	267	12.1	71	0
2013	Keshawn Martin	39	345	8.8	87t	1
2014	Keshawn Martin	25	154	6.2	21	0
2015	Keith Mumphrey	36	280	7.8	20	0
2016	Tyler Ervin	27	261	9.7	57	0
2017	Will Fuller V	9	135	15	49	0

## KICKOFF RETURN YARDS

Year	Player	No	Yds	Avg	Long	TD
2002	Jermaine Lewis	46	961	20.9	45	0
2003	J.J. Moses	58	1,355	23.4	70	0
2004	J.J. Moses	59	1,303	22.1	49	0
2005	Jerome Mathis	54	1,542	28.6	99t	2

# ALL-TIME / YEAR-BY-YEAR LEADERS

2006	Dexter Wynn	30	670	22.3	38	0
2007	André Davis	32	968	30.3	104t	3
2008	André Davis	43	993	23.1	50	0
2009	André Davis	33	782	23.7	63	0
2010	Steve Slaton	39	767	19.7	50	0
2011	Danieal Manning	13	356	27.4	46	0
2012	Keshawn Martin	31	741	23.9	54	0
2013	Keshawn Martin	36	947	26.3	50	0
2014	Danieal Manning	13	267	20.5	41	0
2015	Keith Mumfhey	14	338	24.1	41	0
2016	Tyler Ervin	14	263	18.8	33	0
2017	Chris Thompson	17	369	21.7	42	0

## INTERCEPTIONS

Year	Player	No	Yds	Avg	Long	TD
2002	Aaron Glenn	5	181	36.2	70t	2
2003	Marcus Coleman	7	95	13.6	41	0
2004	Dunta Robinson	6	146	24.3	61	0
2005	Glenn Earl	2	2	1	2	0
2006	Dunta Robinson	2	9	4.5	9	1
	DeMarcus Faggins	2	0	0	0	0
2007	Fred Bennet	3	47	15.7	33	0
2008	Jacques Reeves	4	108	27	44t	1
2009	Bernard Pollard	4	121	30.3	70t	1
	Brian Cushing	4	26	6.5	20	0
2010	Troy Nolan	3	35	11.7	20	0
	Glover Quin	3	12	4	10	0
	Jason Allen	3	1	0.3	1	0
2011	Johnathan Joseph	4	40	10	29	0
	Jason Allen	4	34	8.5	34	0
2012	Kareem Jackson	4	71	17.8	63t	1
2013	Johnathan Joseph	3	64	21.3	32	0
2014	A.J. Bouye	3	120	40	67	1
	Kareem Jackson	3	97	32.3	65	0
	Jumal Rolle	3	25	8.3	13	0
2015	Andre Hal	4	54	13.5	31t	1
2016	Quintin Demps	6	54	9	19	0
2017	Andre Hal	3	10	3.3	7	0

## TOTAL TACKLES

Year	Player, Pos.	Solo	Assist	Total
2002	Jay Foreman	101	36	137
	Jamie Sharper	95	42	137
2003	Jamie Sharper	107	59	166
2004	Jamie Sharper	98	41	139
2005	Morlon Greenwood	82	30	112
2006	DeMeco Ryans	126	30	156
2007	DeMeco Ryans	98	29	127
2008	DeMeco Ryans	86	26	112

2009	Brian Cushing	86	47	133
2010	Bernard Pollard	82	30	112
2011	Brian Cushing	76	38	114
2012	Glover Quin	64	20	84
2013	Darryl Sharpton	56	31	87
2014	Kendrick Lewis	52	32	84
2015	Brian Cushing	63	47	110
2016	Benardrick McKinney	79	50	129
2017	Benardrick McKinney	62	33	95

## SACKS

Year	Player, Pos.	Sacks	Yards
2002	Jeff Posey	8	77
2003	Jamie Sharper	4	19
2004	Kailee Wong	5.5	29
2005	Shantee Orr	7	40
2006	Jason Babin	5.5	39
2007	Mario Williams	14	82.5
2008	Mario Williams	12	82
2009	Mario Williams	9	52
2010	Mario Williams	8.5	54.5
2011	Connor Barwin	11.5	78.5
2012	J.J. Watt	20.5	138.5
2013	J.J. Watt	10.5	70.5
2014	J.J. Watt	20.5	140
2015	J.J. Watt	17.5	118
2016	Whitney Mercilus	7.5	56.5
2017	Jadeveon Clowney	9.5	67

## SPECIAL TEAMS TACKLES

Year	Player, Pos.	Solo	Assist	Total
2002	Jason Bell	14	2	16
2003	Ramon Walker	13	4	17
2004	Antwan Peek	10	8	18
2005	Ramon Walker	12	6	18
2006	Troy Evans	11	2	13
2007	Jameel Cook	12	1	13
2008	Kevin Bentley	16	7	23
2009	Kevin Bentley	9	11	20
2010	James Casey	10	7	17
2011	Tim Dobbins	9	0	9
2012	Bryan Braman	14	2	16
2013	Justin Tuggle	10	1	11
2014	Jeff Tarpinian	7	5	12
2015	Brian Peters	11	6	17
2016	Don Jones	9	2	11
2017	Kurtis Drummond	8	3	11

# REGULAR SEASON INDIVIDUAL RECORDS

## TOTAL OFFENSE

### YARDS FROM SCRIMMAGE (RUSHING, RECEIVING)

#### Career

13,651	Andre Johnson, 2003-14
8,740	Arian Foster, 2009-15
5,865	DeAndre Hopkins, 2013-17
4,617	Owen Daniels, 2006-13
4,471	Domanick Williams#, 2003-05

#### Season

2,220	Arian Foster, 2010
1,841	Arian Foster, 2011
1,776	Domanick Williams#, 2004
1,649	Steve Slaton, 2008
1,641	Arian Foster, 2012

#### Season, Rookie

1,659	Steve Slaton, 2008
1,382	Domanick Williams#, 2003
966	Andre Johnson, 2003

# - Domanick Williams known as Domanick Davis prior to 2006.

### COMBINED NET YARDS GAINED (RUSHING, RECEIVING, RETURNS)

#### Most Seasons Leading Team

4	Arian Foster, 2010-12, 2014
3	Domanick Williams#, 2003-05
2	Andre Johnson, 2009, 2013
	Ron Dayne, 2006-07

# - Domanick Williams known as Domanick Davis prior to 2006.

#### Most Consecutive Seasons Leading Team

3	Arian Foster, 2010-12
	Domanick Williams#, 2003-05
2	Ron Dayne, 2006-07

# - Domanick Williams known as Domanick Davis prior to 2006.

#### Career

13,651	Andre Johnson, 2003-14
8,740	Arian Foster, 2009-15
5,865	DeAndre Hopkins, 2013-17
5,004	Jacoby Jones, 2007-11
4,617	Owen Daniels, 2006-13

#### Season

2,220	Arian Foster, 2010
1,841	Arian Foster, 2011
1,776	Domanick Williams#, 2004
1,675	Jerome Mathis, 2005

# - Domanick Williams known as Domanick Davis prior to 2006.

### COMBINED ATTEMPTS (RUSHING, RECEIVING, RETURNS)

#### Career

1,703	Arian Foster, 2009-15
1,035	Andre Johnson, 2003-14
931	Domanick Williams#, 2003-05

562 Steve Slaton, 2008-11

# - Domanick Williams known as Domanick Davis prior to 2006.

#### Season

393	Arian Foster, 2010
391	Arian Foster, 2012
370	Domanick Williams#, 2004
331	Arian Foster, 2011

# - Domanick Williams known as Domanick Davis prior to 2006.

#### Game

273	Andre Johnson vs. Jacksonville, 11/18/12
238	DeAndre Hopkins vs. Tennessee, 11/30/14
	Arian Foster vs. Indianapolis, 9/12/10
234	Arian Foster at Tennessee, 10/23/11
229	Andre Johnson vs. Indianapolis, 11/3/13
224	DeAndre Hopkins at Seattle, 10/29/17

#### Game, Opponent

284	Chris Johnson at Tennessee, 9/20/09
265	Lee Evans vs. Buffalo, 11/19/06
236	Justin Blackmon vs. Jacksonville, 11/18/12
	Lamar Miller at Miami, 10/25/15
223	T.Y. Hilton vs. Indianapolis, 10/9/14

#### Season, Rookie

1,675	Jerome Mathis, 2005
1,659	Steve Slaton, 2008
1,443	Domanick Williams#, 2003
966	Andre Johnson, 2003

# - Domanick Williams known as Domanick Davis prior to 2006.

#### Game

273	Andre Johnson vs. Jacksonville, 11/18/12
266	Jerome Mathis vs. Kansas City, 11/20/05
266	Jerome Mathis vs. Indianapolis, 10/23/05

#### Game, Opponent

284	Chris Johnson at Tennessee, 9/20/09
265	Lee Evans vs. Buffalo, 11/19/06
236	Justin Blackmon vs. Jacksonville, 11/18/12
	Lamar Miller at Miami, 10/25/15

#### Game

39	Arian Foster vs. Tennessee, 11/28/10
38	Domanick Williams# at Indianapolis, 11/14/04
36	Alfred Blue at Cleveland, 11/16/14
	Domanick Williams# at Detroit, 9/19/04
	Domanick Williams# vs. N.Y. Jets, 10/19/03

# - Domanick Williams known as Domanick Davis prior to 2006.

#### Game, Opponent

43	Rudi Johnson at Cincinnati, 11/9/03
36	Larry Johnson vs. Kansas City, 11/20/05
34	Thomas Jones at Tampa Bay, 12/14/03
34	Rashad Jennings at N.Y. Giants, 9/21/14

## RUSHING



# REGULAR SEASON INDIVIDUAL RECORDS

## RUSHING ATTEMPTS

### Most Seasons Leading Team

4	Arian Foster, 2010-12, 14
3	Domanick Williams#, 2003-05
2	Steve Slaton, 2008-09
	Ron Dayne, 2006-07

Lamar Miller, 2016-17

# - Domanick Williams known as Domanick Davis prior to 2006.

### Most Consecutive Seasons Leading Team

4	Arian Foster, 2010-12, 14
3	Domanick Williams#, 2003-05
2	Steve Slaton, 2008-09
	Ron Dayne, 2006-07

Lamar Miller, 2016-17

# - Domanick Williams known as Domanick Davis prior to 2006.

### Career

1,454	Arian Foster, 2009-15
770	Domanick Williams#, 2003-05
523	Alfred Blue, 2014-17
506	Lamar Miller, 2016-17

# - Domanick Williams known as Domanick Davis prior to 2006.

### Season

351	Arian Foster, 2012
327	Arian Foster, 2010
302	Domanick Williams#, 2004
278	Arian Foster, 2011

# - Domanick Williams known as Domanick Davis prior to 2006.

### Season, Rookie

268	Steve Slaton, 2008
238	Domanick Williams#, 2003
197	Jonathan Wells, 2002

# - Domanick Williams known as Domanick Davis prior to 2006.

### Game

36	Alfred Blue at Cleveland, 11/16/14
33	Arian Foster vs. Jacksonville, 10/30/11
33	Arian Foster vs. Indianapolis, 9/12/10

### Game, Rookie

36	Alfred Blue at Cleveland, 11/16/14
27	Domanick Williams# vs. N.Y. Jets, 10/19/03
26	Domanick Williams# at Buffalo, 11/16/03
	Steve Slaton at Green Bay, 12/7/08

# - Domanick Williams known as Domanick Davis prior to 2006.

### Game, Opponent

43	Rudi Johnson, vs. Cincinnati, 11/9/03
36	Larry Johnson, vs. Kansas City, 11/20/05
34	Thomas Jones, at Tampa Bay, 12/14/03
	Rashad Jennings at N.Y. Giants, 9/21/14

## RUSHING YARDS GAINED

### Most Seasons Leading Team

4	Arian Foster, 2010-12, 14
---	---------------------------

3	Domanick Williams#, 2003-05
2	Steve Slaton, 2008-09
	Ron Dayne, 2006-07
	Lamar Miller, 2016-17

# - Domanick Williams known as Domanick Davis prior to 2006.

### Most Consecutive Seasons Leading Team

3	Arian Foster, 2010-12
	Domanick Williams#, 2003-05
2	Steve Slaton, 2008-09
	Ron Dayne, 2006-07

Lamar Miller, 2016-17

# - Domanick Williams known as Domanick Davis prior to 2006.

### Career

6,472	Arian Foster, 2009-15
3,195	Domanick Williams#, 2003-05
1,992	Ben Tate, 2011-13
1,961	Lamar Miller, 2016-17

# - Domanick Williams known as Domanick Davis prior to 2006.

### Seasons, 1,000 or More Yards Rushing

4	Arian Foster, 2010-12; 14
2	Domanick Williams#, 2003-04
1	Steve Slaton, 2008

Lamar Miller, 2016

# - Domanick Williams known as Domanick Davis prior to 2006.

### Consecutive Seasons, 1,000 or More Yards Rushing

3	Arian Foster, 2010-12
2	Domanick Williams#, 2003-04

# - Domanick Williams known as Domanick Davis prior to 2006.

### Season

1,616	Arian Foster, 2010
1,424	Arian Foster, 2012
1,282	Steve Slaton, 2008
1,246	Arian Foster, 2014
1,224	Arian Foster, 2011
1,188	Domanick Williams#, 2004
1,073	Lamar Miller, 2016-17
1,031	Domanick Williams#, 2003

# - Domanick Williams known as Domanick Davis prior to 2006.

### Season, Rookie

1,282	Steve Slaton, 2008
1,031	Domanick Williams#, 2003
529	Jonathan Wells, 2002
528	Alfred Blue, 2014

# - Domanick Williams known as Domanick Davis prior to 2006.

### Game

231	Arian Foster vs. Indianapolis, 9/12/10
180	Arian Foster vs. Jacksonville, 1/2/11
165	Arian Foster vs. Indianapolis, 12/16/12
158	Arian Foster at Indianapolis, 12/22/11
	Domanick Williams# at Jacksonville, 12/26/04

# - Domanick Williams known as Domanick Davis prior to 2006.

### Game, Opponent

## REGULAR SEASON INDIVIDUAL RECORDS

211	Larry Johnson vs. Kansas City, 11/20/05
197	Chris Johnson at Tennessee, 9/20/09
182	Rudi Johnson at Cincinnati, 11/9/03

### Game, Rookie

156	Alfred Blue at Cleveland, 11/16/14
	Steve Slaton at Indianapolis, 11/16/08
129	Domanick Williams# vs. N.Y. Jets, 10/19/03

# - Domanick Williams known as Domanick Davis prior to 2006.

### Games, 100 or More Yards Rushing

32	Arian Foster, 2009-15
11	Domanick Williams#, 2003-05
6	Ben Tate, 2011-13
5	Alfred Blue, 2014-17
	Steve Slaton, 2008-09

# - Domanick Williams known as Domanick Davis prior to 2006.

### Consecutive Games, 100 or More Yards

4	Arian Foster, 10/5/14-10/26/14
3	Arian Foster, 10/23/11-11/6/11
	Steve Slaton, 12/1/08-12/14/08

### Longest Run From Scrimmage

81t	Justin Forsett at Detroit, 11/22/12
74t	Arian Foster at Oakland, 10/3/10
71t	Steve Slaton at Indianapolis, 11/16/08
60	Ben Tate vs. Tennessee, 9/15/13
56	Arian Foster vs. Jacksonville, 1/2/11

### Longest Run From Scrimmage, Opponent

91t	Chris Johnson at Tennessee, 9/20/09
85t	Lamar Miller at Miami, 10/25/15
80t	Rashad Jennings vs. Oakland, 11/17/13
76	Fred Taylor at Jacksonville, 10/14/07

### Career (750 attempts)

4.54	Arian Foster, 2009-15
4.15	Domanick Williams#, 2003-05

# - Domanick Williams known as Domanick Davis prior to 2006.

### Season (100 attempts)

5.38	Ben Tate, 2011 (175-942)
4.94	Arian Foster, 2010 (327-1,616)
4.79	Arian Foster, 2014 (260-1,246)
4.78	Steve Slaton, 2008 (268-1,282)
4.48	Arian Foster, 2013 (121-542)

### Game (10 attempts)

11.14	Steve Slaton at Indianapolis, 11/16/08 (14-156)
9.58	Ben Tate vs. Cleveland, 11/6/11 (12-115)
8.6	Darius Walker vs. Jacksonville, 12/30/07 (10-86)
8.06	Domanick Williams# vs. Tennessee, 11/28/04 (16-129)
7.82	Arian Foster at Oakland, 10/3/10 (17-133)

# - Domanick Williams known as Domanick Davis prior to 2006.

## RUSHING TOUCHDOWNS

### Seasons Leading Team

4	Arian Foster, 2010-12, 14
2	Jonathan Wells, 2002, 2005

Domanick Williams#, 2003-04

Ron Dayne, 2006-07

Lamar Miller, 2016-17

# - Domanick Williams known as Domanick Davis prior to 2006.

### Consecutive Seasons Leading Team

3	Arian Foster, 2010-12
2	Domanick Williams#, 2003-04
	Ron Dayne, 2006-07

Lamar Miller, 2016-17

# - Domanick Williams known as Domanick Davis prior to 2006.

### Career

54	Arian Foster, 2009-15
23	Domanick Williams#, 2003-05
12	Steve Slaton, 2008-10

# - Domanick Williams known as Domanick Davis prior to 2006.

### Season

16	Arian Foster, 2010
15	Arian Foster, 2012
13	Domanick Williams#, 2004
10	Arian Foster, 2011
9	Steve Slaton, 2008

# - Domanick Williams known as Domanick Davis prior to 2006.

### Game

3	Ben Tate vs. New England, 12/1/13
3	Arian Foster vs. Indianapolis, 9/12/10
3	Ryan Moats at Buffalo, 11/1/09

### Game, Rookie

2	7x - last: D'Onta Foreman vs. Arizona, 11/19/2017
---	---

### Game, Opponent

4	Shaun Alexander at Seattle, 10/16/05
3	Devonta Freeman at Atlanta, 10/4/15
	Maurice Jones-Drew vs. Jacksonville, 9/27/09
	Willie Parker vs. Pittsburgh, 9/7/08
	LaBrandon Toefield vs. Jacksonville, 12/24/05

### Consecutive Games WITH A Rushing Touchdown

6	Arian Foster, 10/23/11 – 12/4/11
	Domanick Williams#, 11/28/04 – 1/2/05
5	Arian Foster, 9/30/12 – 11/4/12
	Arian Foster, 10/17/10 – 11/21/10
4	Arian Foster, 12/18/11 – 9/16/12

# - Domanick Williams known as Domanick Davis prior to 2006.

## PASSING

## PASSING

### Seasons Leading Team

7	Matt Schaub, 2007-13
5	David Carr, 2002-06

### Consecutive Seasons Leading Team

7	Matt Schaub, 2007-13
5	David Carr, 2002-06

# REGULAR SEASON INDIVIDUAL RECORDS

## PASSER RATING

### Career (1,500 attempts)

90.9	Matt Schaub, 2007-13
75.5	David Carr, 2002-06

### Season (204 attempts)

103	Deshaun Watson, 2017
98.6	Matt Schaub, 2009
96.8	Matt Schaub, 2011
95.3	Ryan Fitzpatrick, 2014
92.7	Matt Schaub, 2008

### Season, rookie (204 attempts)

103	Deshaun Watson, 2017
62.8	David Carr, 2002

### Game (20 attempts)

147.7	Matt Schaub at Tennessee, 10/23/11
147.5	Ryan Fitzpatrick vs. Tennessee, 11/30/14
144	Matt Schaub vs. Cincinnati, 10/26/08
140.2	David Carr at Indianapolis, 9/17/06
129.7	Matt Schaub vs. Jacksonville, 1/2/11

### Game, Opponent (20 attempts)

146.8	Steve McNair at Tennessee, 10/12/03
146.8	Jon Kitna vs. Cincinnati, 11/3/02
146.2	Tom Brady at New England, 9/24/17
143.8	Blake Bortles at Jacksonville, 12/17/17
139.8	Ben Roethlisberger vs. Pittsburgh, 9/18/05

## PASSING ATTEMPTS

### Seasons Leading Team

7	Matt Schaub, 2007-13
5	David Carr, 2002-06

### Consecutive Seasons Leading Team

7	Matt Schaub, 2007-13
5	David Carr, 2002-06

### Career

3,020	Matt Schaub, 2007-13
2,070	David Carr, 2002-06
453	Sage Rosenfels, 2006-08

### Season

583	Matt Schaub, 2009
574	Matt Schaub, 2010
544	Matt Schaub, 2012
510	Brock Osweiler, 2016
466	David Carr, 2004

### Season, Rookie

444	David Carr, 2002
204	Deshaun Watson, 2017
134	T.J. Yates, 2011
40	Dave Ragone, 2003

### Game

62	Matt Schaub vs. Baltimore, 12/13/10
58	Ryan Mallett at Carolina, 9/20/15

55	Matt Schaub vs. Jacksonville, 11/18/12
54	Matt Schaub at Tennessee, 12/19/10
	David Carr at N.Y. Jets, 11/26/06
52	Matt Schaub at Washington, 9/19/10
50	Matt Schaub at Arizona, 10/11/09

### Game, Opponent

61	Matthew Stafford at Detroit, 11/22/12
57	Peyton Manning vs. Indianapolis, 9/12/10
	Tommy Maddox at Pittsburgh, 12/8/02
55	Chad Henne at Miami, 12/27/09
53	Blake Bortles at Jacksonville, 10/18/15
52	Peyton Manning at Denver, 9/23/12
51	Peyton Manning vs. Denver, 12/22/13

## PASS COMPLETIONS

### Seasons Leading Team

7	Matt Schaub, 2007-13
5	David Carr, 2002-06

### Consecutive Seasons Leading Team

7	Matt Schaub, 2007-13
5	David Carr, 2002-06

### Career

1,951	Matt Schaub, 2007-13
1,243	David Carr, 2002-06
301	Brock Osweiler, 2016
297	Sage Rosenfels, 2006-08

### Season

396	Matt Schaub, 2009
365	Matt Schaub, 2010
350	Matt Schaub, 2012

### Season, Rookie

233	David Carr, 2002
126	Deshaun Watson, 2017
82	T.J. Yates, 2011
20	Dave Ragone, 2003

### Game

43	Matt Schaub vs. Jacksonville, 11/18/12
39	David Carr at N.Y. Jets, 11/26/06
38	Matt Schaub at Washington, 9/19/10
35	Matt Schaub at Tennessee, 12/19/10
	Matt Schaub at Arizona, 10/11/09

### Game, Opponent

40	Peyton Manning vs. Indianapolis, 9/12/10
36	Daunte Culpepper vs. Minnesota, 10/10/04
34	Peyton Manning at Indianapolis, 11/8/09
33	Drew Brees vs. New Orleans, 11/18/07
	Brett Favre vs. Green Bay 11/21/04

### Consecutive Completions

*22	David Carr vs. Buffalo, 11/19/06
17	Matt Schaub vs. Jacksonville, 11/18/12
16	Matt Schaub vs. Indianapolis (14), 9/23/07; at Atlanta (2), 9/30/07



## REGULAR SEASON INDIVIDUAL RECORDS

13 David Carr at Indianapolis (9), 9/17/06; vs. Washington (4), 9/24/06

Ryan Fitzpatrick vs. Washington (5), 9/7/14; at Oakland (8), 9/14/14

\*Tied NFL record at the time

### Consecutive Completions, Opponent

\*22 Mark Brunell vs. Washington, 9/24/06

\*Tied NFL record at the time

### PASSING COMPLETION PERCENTAGE

#### Seasons Leading Team

6 Matt Schaub, 2007, 2009-13

5 David Carr, 2002-06

#### Consecutive Seasons Leading Team

5 Matt Schaub, 2009-13

5 David Carr, 2002-06

#### Career (1,500 attempts)

64.6 Matt Schaub, 2007-13

60 David Carr, 2002-06

#### Season (224 attempts)

68.3 David Carr, 2006

67.9 Matt Schaub, 2009

66.4 Matt Schaub, 2007

66.1 Matt Schaub, 2008

64.3 Matt Schaub, 2012

#### Game (20 attempts)

85.7 Matt Schaub vs. Cincinnati, 10/26/08

84.6 David Carr at Indianapolis, 9/17/06

83.9 Matt Schaub vs. Detroit, 10/19/08

83.3 David Carr vs. Buffalo, 11/19/06

81.8 Matt Schaub vs. Indianapolis, 9/23/07

81.8 Matt Schaub vs. Jacksonville, 1/2/11

### PASSING YARDS GAINED

#### Seasons Leading Team

7 Matt Schaub, 2007-13

5 David Carr, 2002-06

#### Consecutive Seasons Leading Team

7 Matt Schaub, 2007-13

5 David Carr, 2002-06

#### Career

23,221 Matt Schaub, 2007-13

13,391 David Carr, 2002-06

3,380 Sage Rosenfels, 2006-08

#### Seasons, 4,000 or More Yards Passing

3 Matt Schaub, 2009-10, 12

#### Seasons, 3,000 or More Yards Passing

4 Matt Schaub, 2008-12

1 David Carr, 2004

#### Season

4,770 Matt Schaub, 2009

4,370 Matt Schaub, 2010

4,008 Matt Schaub, 2012

3,531 David Carr, 2004

### Season, Rookie

2,592 David Carr, 2002

1,699 Deshaun Watson, 2017

949 T.J. Yates, 2011

135 Dave Ragone, 2003

### Game

527 Matt Schaub vs. Jacksonville, 11/18/12 (OT)

497 Matt Schaub at Washington, 9/19/10 (OT)

416 Matt Schaub vs. Oakland, 10/9/11

414 Matt Schaub at Green Bay, 12/7/08

402 Deshaun Watson at Seattle, 10/29/17

### Game, Opponent

452 Russell Wilson at Seattle, 10/29/17

441 Matthew Stafford at Detroit, 11/22/12 (OT)

433 Peyton Manning vs. Indianapolis, 9/12/10

426 Donovan McNabb at Washington, 9/19/10

### Games, 300 or More Yards Passing, Season

9 Matt Schaub, 2009

7 Matt Schaub, 2010

4 Matt Schaub, 2008

### Games, 300 or More Yards Passing, Career

27 Matt Schaub, 2007-13

4 David Carr, 2002-06

2 Deshaun Watson, 2017

1 Tom Savage, 2014, 16-17

1 Brian Hoyer, 2015

1 Case Keenum, 2013

1 T. J. Yates, 2011

1 Ryan Fitzpatrick, 2014

### Longest Pass Completion

81 David Carr to Corey Bradford vs. Buffalo, 10/13/02

80 Matt Schaub to Jacoby Jones at Tampa Bay, 11/13/11 (TD)

78 Matt Schaub to Arian Foster at Tampa Bay, 11/13/11 (TD)

78 Matt Schaub to Arian Foster at Tennessee, 10/23/11 (TD)

78 David Carr to Corey Bradford at Miami, 9/7/03

77 Matt Schaub to Andre Johnson vs. Kansas City, 9/9/07 (TD)

### PASSING AVERAGE GAIN

#### Seasons Leading Team (224 attempts/season)

7 Matt Schaub, 2007-13

5 David Carr, 2002-06

#### Consecutive Seasons Leading Team

7 Matt Schaub, 2007-13

5 David Carr, 2002-06

#### Average Gain, Career (1,500 attempts)

7.69 Matt Schaub, 2007-13

6.47 David Carr, 2002-06

#### Average Gain, Season (204 attempts)

8.49 Matt Schaub, 2011

8.33 Deshaun Watson, 2017

8.18 Matt Schaub, 2009

## REGULAR SEASON INDIVIDUAL RECORDS

8	Matt Schaub, 2008
7.96	Ryan Fitzpatrick, 2014
<b>Average Gain, Season, rookie (204 attempts)</b>	
8.33	Deshaun Watson, 2017
5.84	David Carr, 2002
<b>Average Gain, Game (20 attempts)</b>	
13.4	Deshaun Watson vs. Seattle, 10/29/17
12.87	Matt Schaub at Tennessee, 10/23/11
11.77	Tom Savage at Tennessee, 12/3/17
11.5	Matt Schaub vs. Jacksonville, 1/2/11
10.85	Ryan Fitzpatrick vs. Tennessee, 11/30/14
<b>Average Gain, Game, Opponent (20 attempts)</b>	
15.59	Steve McNair at Tennessee, 10/12/03
12.83	Philip Rivers vs. San Diego, 11/7/10
12.1	Ben Roethlisberger vs. Pittsburgh, 9/18/05
11.85	Peyton Manning at Indianapolis, 11/14/04
11.36	Chad Pennington vs. Miami, 10/12/08

### PASSING TOUCHDOWNS

#### Seasons Leading Team

6	Matt Schaub, 2008-13
5	David Carr, 2002-06

#### Consecutive Seasons Leading Team

6	Matt Schaub, 2008-13
5	David Carr, 2002-06

#### Career

124	Matt Schaub, 2007-13
59	David Carr, 2002-06
24	Sage Rosenfels, 2006-08
19	Deshaun Watson, 2017
	Brian Hoyer, 2015

#### Season

29	Matt Schaub, 2009
24	Matt Schaub, 2010
22	Matt Schaub, 2012
19	Deshaun Watson, 2017
	Brian Hoyer, 2015

#### Rookie, Season

19	Deshaun Watson, 2017
9	David Carr, 2002
3	T.J. Yates, 2011

#### Game

6	Ryan Fitzpatrick vs. Tennessee, 11/30/14
5	Matt Schaub vs. Jacksonville, 11/18/12
	Deshaun Watson vs. Kansas City, 10/8/17
4	Deshaun Watson at Seattle, 10/29/17
	Deshaun Watson vs. Tennessee, 10/1/17
	Matt Schaub at Denver, 9/23/12
	Matt Schaub at Cincinnati, 10/18/09
	Matt Schaub at Tennessee, 9/20/09
	Sage Rosenfels vs. Tennessee, 10/21/07

#### Game, Opponent

6	Aaron Rodgers vs. Green Bay, 10/14/12
5	Daunte Culpepper vs. Minnesota, 10/10/04
	Peyton Manning at Indianapolis, 11/14/04
	Tom Brady at New England, 9/24/17

#### Games, Four or More Touchdown Passes, Career

4	Matt Schaub, 2007-12
3	Deshaun Watson, 2017
1	Ryan Fitzpatrick, 2014
1	Sage Rosenfels, 2006-08

#### Games, Four or More Touchdown Passes, Season

3	Deshaun Watson, 2017
2	Matt Schaub, 2012
	Matt Schaub, 2009
1	Ryan Fitzpatrick, 2014
	Sage Rosenfels, 2007

#### Consecutive Games, Touchdown Passes

16	Matt Schaub, 11/14/10 – 10/30/11
12	Matt Schaub, 11/8/09 – 10/3/10
	Sage Rosenfels, 10/14/07 – 11/9/08
8	David Carr, 9/18/05 – 11/13/05
6	Matt Schaub, 10/21/12 – 12/2/12
	Matt Schaub, 9/20/09 – 10/25/09
	David Carr, 9/19/04 – 10/31/04

### PASSES HAD INTERCEPTED

#### Career

78	Matt Schaub, 2007-13
65	David Carr, 2002-06
23	Sage Rosenfels, 2006-08

#### Season

16	Brock Osweiler, 2016
15	Matt Schaub, 2009
	David Carr, 2002
14	Matt Schaub, 2013
	David Carr, 2004

#### Game

4	Sage Rosenfels vs. Baltimore, 11/9/08
	David Carr at New England, 12/17/06

#### Game, Opponent

4	David Garrard at Jacksonville, 11/12/06
	Steve McNair at Tennessee, 10/17/04

#### Consecutive Passes without an interception

110	Matt Schaub, 11/14/10 – 12/2/10
105	Case Keenum, 10/20/13 – 11/17/13
104	Matt Schaub, 11/06/11 – 9/23/12
99	Matt Schaub, 12/10/12 – 12/30/12
	David Carr, 12/24/05 – 9/17/06
	David Carr, 10/17/04 – 11/14/04

#### Attempts, No Interceptions, Game

44	Tom Savage vs. Indianapolis, 11/5/17
43	Case Keenum at Arizona, 11/10/13
42	David Carr vs. Minnesota, 10/10/04

## REGULAR SEASON INDIVIDUAL RECORDS

41	David Carr at Denver, 11/7/04
40	Matt Schaub at St. Louis, 12/20/09
	Matt Schaub at Jacksonville, 9/28/08
	Matt Schaub at Atlanta, 9/30/07

### Attempts, No Interceptions, Game, Opponent

57	Peyton Manning vs. Indianapolis, 9/12/10
52	Peyton Manning at Denver, 9/23/12
51	Peyton Manning vs. Denver, 12/22/13
50	Daunte Culpepper vs. Minnesota, 10/10/04
46	Peyton Manning vs. Indianapolis, 11/16/08

### LOWEST INTERCEPTION PERCENTAGE

#### Seasons Leading Team

6	Matt Schaub, 2007-12
5	David Carr, 2002-06

#### Career (1,500 attempts)

2.6	Matt Schaub, 2007-13
3.1	David Carr, 2002-06

#### Season (224 attempts)

1.9	Brian Hoyer, 2015
2.05	Matt Schaub, 2011
2.09	Matt Schaub, 2010
2.21	Matt Schaub, 2012
2.37	Case Keenum, 2013

#### Season, Rookie (204 attempts)

3.38	David Carr, 2002
3.92	Deshaun Watson, 2017

### TIMES SACKED

#### Career

249	David Carr, 2002-06
160	Matt Schaub, 2007-13
25	Tom Savage, 2014-17
	Brian Hoyer, 2015

#### Season

*76	David Carr, 2002
68	David Carr, 2005
49	David Carr, 2004

\* NFL record

#### Game

9	David Carr at San Diego, 9/15/03
8	David Carr at Cleveland, 10/20/02
	David Carr vs. Pittsburgh, 9/18/05
7	David Carr vs. Tennessee, 10/9/05
	David Carr at Cincinnati, 10/2/05
	David Carr at Philadelphia, 9/29/02

#### Game, Opponent

8	Blake Bortles vs. Jacksonville, 1/3/16
6	Jake Locker at Tennessee, 12/2/12
6	Blaine Gabbert at Jacksonville, 11/27/11
6	Tommy Maddox at Pittsburgh, 12/8/02

## RECEIVING

### RECEPTIONS

#### Seasons Leading Team

10	Andre Johnson, 2003-06, 08-10, 12-14
3	DeAndre Hopkins, 2015-17

#### Consecutive Seasons Leading Team

4	Andre Johnson, 2003-06
3	Andre Johnson, 2008-10
	Andre Johnson, 2012-14
	DeAndre Hopkins, 2015-17

#### Career

1,012	Andre Johnson, 2003-14
413	DeAndre Hopkins, 2013-17
385	Owen Daniels, 2006-13
326	Kevin Walter, 2006-12

#### Seasons, 50 or More Pass Receptions

11	Andre Johnson, 2003-10, 2012-14
5	DeAndre Hopkins, 2013-17
4	Kevin Walter, 2007-10
	Owen Daniels, 2007-08, 2011-12
2	Arian Foster, 2010-11

#### Season

115	Andre Johnson, 2008
112	Andre Johnson, 2012
111	DeAndre Hopkins, 2015
109	Andre Johnson, 2013
103	Andre Johnson, 2006

#### Season, Rookie

66	Andre Johnson, 2003
52	DeAndre Hopkins, 2013
50	Steve Slaton, 2008
47	Domanick Williams#, 2003
	Will Fuller V, 2016

#### Game

14	Andre Johnson vs. Jacksonville, 11/18/12 (OT)
13	Andre Johnson at Jacksonville, 12/5/13
12	6x - last: Andre Johnson at San Diego, 9/9/13

#### Game, Opponent

14	Dallas Clark at Indianapolis, 11/8/09
12	4x - last: A.J. Green vs. Cincinnati, 11/23/14

#### Consecutive Games Played, Pass Reception

133	Andre Johnson, 11/6/05 – 12/21/14
88	Owen Daniels, 12/10/06 – 10/6/13
79	DeAndre Hopkins, 9/9/13 – 12/25/17
37	Arian Foster, 1/3/10 – 10/21/12
35	Andre Johnson, 9/7/03 – 10/2/05
35	Kevin Walter, 9/7/08 – 10/10/10

### RECEIVING YARDS GAINED

#### Seasons Leading Team



## REGULAR SEASON INDIVIDUAL RECORDS

10	Andre Johnson, 2003-10, 12-13
4	DeAndre Hopkins, 2014-17
1	Owen Daniels, 2011
	Corey Bradford, 2002
<b>Consecutive Seasons Leading Team</b>	
8	Andre Johnson, 2003-10
4	DeAndre Hopkins, 2014-17
<b>Career</b>	
13,597	Andre Johnson, 2003-14
5,865	DeAndre Hopkins, 2013-17
4,617	Owen Daniels, 2006-13
4,083	Kevin Walter, 2006-12
2,268	Arian Foster, 2009-15
<b>Seasons, 1,000 or More Yards</b>	
7	Andre Johnson – 2004, 2006, 2008-10, 2012-13
2	DeAndre Hopkins – 2014-15
<b>Season</b>	
1,598	Andre Johnson, 2012
1,575	Andre Johnson, 2008
1,569	Andre Johnson, 2009
1,521	DeAndre Hopkins, 2015
1,407	Andre Johnson, 2013
<b>Season, Rookie</b>	
976	Andre Johnson, 2003
802	DeAndre Hopkins, 2013
635	Will Fuller V, 2016
483	Jabar Gaffney, 2002
377	Steve Slaton, 2008
<b>Game</b>	
273	Andre Johnson vs. Jacksonville, 11/18/12 (OT)
238	DeAndre Hopkins vs. Tennessee, 11/30/14
229	Andre Johnson vs. Indianapolis, 11/3/13
224	DeAndre Hopkins at Seattle, 10/29/17
207	Andre Johnson vs. Tennessee, 12/14/08
196	Andre Johnson at St. Louis, 12/20/09
193	Andre Johnson vs. Seattle, 12/13/09
<b>Game, Opponent</b>	
265	Lee Evans vs. Buffalo, 11/19/06
236	Justin Blackmon vs. Jacksonville, 11/18/12 (OT)
223	T.Y. Hilton vs. Indianapolis, 10/9/14
186	Keelan Cole at Jacksonville, 12/17/17
177	Derrick Mason at Tennessee, 10/12/03
<b>Games, 100 or More Yards, Career</b>	
51	Andre Johnson, 2003-14
18	DeAndre Hopkins, 2013-17
4	Owen Daniels, 2006-12
3	Will Fuller V, 2016-17
	Arian Foster, 2009-15
	Corey Bradford, 2002-05
	Kevin Walter, 2006-12
<b>Games, 100 or More Yards, Season</b>	
8	Andre Johnson, 2008

6	DeAndre Hopkins, 2015
	Andre Johnson, 2009, 2010, 2012, 2013
5	DeAndre Hopkins, 2017
4	DeAndre Hopkins, 2014
<b>Consecutive Games, 100 or More Yards</b>	
4	Andre Johnson, 10/5/08 - 10/26/08
	DeAndre Hopkins, 9/27/15 - 10/18/15
3	Andre Johnson, 9/9/07 - 11/18/07
2	10 times, last by Will Fuller V, 9/11/16 - 9/18/16
<b>Longest Reception</b>	
81	Corey Bradford from David Carr vs. Buffalo, 10/13/02
80	Jacoby Jones from Matt Schaub at Tampa Bay, 11/13/11 (TD)
78	Arian Foster from Matt Schaub at Tampa Bay, 11/13/11 (TD)
	Arian Foster from Matt Schaub at Tennessee, 10/23/11 (TD)
	Corey Bradford from David Carr at Miami, 9/7/03 (TD)
76	DeAndre Hopkins from Ryan Fitzpatrick vs. Washington, 9/7/14 (TD)
<b>Longest Reception, Opponent</b>	
96	Calvin Johnson vs. Detroit, 10/19/08 (TD)
94	Robert Woods at Los Angeles, 11/12/17 (TD)
84	Troy Edwards vs. Jacksonville, 10/28/03 (TD)
83	Lee Evans vs. Buffalo, 11/19/06 (TD)
81	Justin Blackmon vs. Jacksonville, 11/18/12 (TD)

### RECEIVING AVERAGE

#### Average Gain, Career (200 receptions)

14.2	DeAndre Hopkins, 2013-17
13.4	Andre Johnson, 2003-14
12.5	Kevin Walter, 2006-12
12.0	Owen Daniels, 2006-13

#### Average Gain, Season (32 receptions)

17.7	André Davis, 2007
15.9	DeAndre Hopkins, 2014
15.5	Andre Johnson, 2009
15.5	Corey Bradford, 2002
15.4	DeAndre Hopkins, 2013

#### Average Gain, Game (MIN. 3 receptions)

30.5	Andre Johnson at Buffalo, 11/16/03 (4-122)
28.7	Andre Johnson at Detroit, 9/19/04 (3-86)
28.0	DeAndre Hopkins at Seattle, 10/29/17 (8-224)
27.3	Jabar Gaffney at Chicago, 12/19/04 (4-109)
26.5	Joel Dreessen at N.Y. Jets, 11/21/10 (4-106)

### RECEIVING TOUCHDOWNS

#### Seasons Leading Team

8	Andre Johnson, 2003-04, 2006-10, 2013
3	DeAndre Hopkins, 2015-17
	Corey Bradford, 2002-03, 2005

#### Consecutive Seasons Leading Team

5	Andre Johnson, 2006-10
3	DeAndre Hopkins, 2015-17

## REGULAR SEASON INDIVIDUAL RECORDS

### Career

64	Andre Johnson, 2003-14
36	DeAndre Hopkins, 2013-17
29	Owen Daniels, 2006-13
24	Kevin Walter, 2006-12
18	Corey Bradford, 2002-05

### Season

13	DeAndre Hopkins, 2017
11	DeAndre Hopkins, 2015
9	Andre Johnson, 2009
8	Andre Johnson, 2010
	Andre Johnson, 2008
	Kevin Walter, 2008
	Andre Johnson, 2007

### Season, Rookie

5	Owen Daniels, 2006
4	Andre Johnson, 2003

### Game

3	DeAndre Hopkins vs. Kansas City, 10/8/17
	Andre Johnson vs. Indianapolis, 11/3/13

### Game, Rookie

2	Jaelen Strong vs. Indianapolis, 10/8/15
	Owen Daniels at Tennessee, 10/29/06
	Andre Johnson vs. Kansas City, 9/21/03

### Game, Opponent

3	T.Y. Hilton vs. Indianapolis, 11/3/13
	Jordy Nelson vs. Green Bay, 10/14/12
	Vernon Davis vs. San Francisco, 10/25/09
	Steve Smith at Carolina, 9/16/07
	Terrell Owens at Dallas, 10/15/06
	Derrick Mason at Tennessee, 10/12/03

### Consecutive Games, Touchdowns

5	DeAndre Hopkins, 10/1/17 - 11/5/17
4	Will Fuller V, 10/1/17 - 10/29/17
	Arian Foster, 10/20/14 - 11/30/14
	Andre Johnson, 12/13/10 - 9/18/11
	Andre Johnson, 12/2/07 - 12/23/07

## PUNTING

### PUNTING

#### Seasons Leading Team

5	Shane Lechler, 2013-17
	Chad Stanley, 2002-06
4	Matt Turk, 2007-10

#### Consecutive Seasons Leading Team

5	Shane Lechler, 2013-17
	Chad Stanley, 2002-06
4	Matt Turk, 2007-10

## PUNTS

### Career

444	Chad Stanley, 2002-06
430	Shane Lechler, 2013-17
254	Matt Turk, 2007-11
88	Donnie Jones, 2012

### Season

114	Chad Stanley, 2002
97	Chad Stanley, 2003
95	Shane Lechler, 2015
92	Shane Lechler, 2017
88	Shane Lechler, 2013
	Donnie Jones, 2012

### Game

11	Shane Lechler at Jacksonville, 12/17/17
	Chad Stanley at Indianapolis, 12/1/02
10	Donnie Jones at Tennessee, 12/2/12
	Brett Hartmann at Jacksonville, 11/27/11
	Chad Stanley at Jacksonville, 12/7/03
	Chad Stanley at Pittsburgh, 12/8/02
	Chad Stanley at San Diego, 9/15/02
	Chad Stanley vs. Dallas, 9/8/02

### Game, Opponent

11	Marquette King vs. Oakland, 11/17/13
10	Darren Bennett at San Diego, 9/15/02
9	6 times, last Colton Schmidt vs. Buffalo, 9/28/14

### Longest Punt

71	Shane Lechler vs. Indianapolis, 10/9/14
69	Brett Hartmann at Miami, 9/18/11
66	Donnie Jones at Denver, 9/23/12
	Brett Hartmann vs. Atlanta, 12/4/11
65	Shane Lechler at Oakland, 9/14/14
	Shane Lechler at Arizona, 11/10/13
	Donnie Jones vs. Minnesota, 12/23/12

### Longest Punt, Opponent

75	Mat McBriar at Dallas, 10/15/06
74	Sam Koch vs. Baltimore, 11/9/08
70	Brett Kern at Tennessee, 12/2/12
	Brandon Fields vs. Miami, 9/18/11

## PUNT AVERAGE

### Career (250 punts)

47.6	Shane Lechler, 2013-17
42.3	Matt Turk, 2007-11
41.0	Chad Stanley, 2002-06

### Season (40 punts)

49.0	Shane Lechler, 2017
47.6	Shane Lechler, 2013
47.5	Shane Lechler, 2016
47.3	Shane Lechler, 2015
47.2	Donnie Jones, 2012
46.3	Shane Lechler, 2014

### Game (4 punts)

## REGULAR SEASON INDIVIDUAL RECORDS

58.9	Shane Lechler at Arizona, 11/10/13 (7 punts)
54.5	Shane Lechler vs. Indianapolis, 10/9/14 (4 punts)
54.2	Donnie Jones at Denver, 9/23/12 (5 punts)
53.0	Shane Lechler at Seattle, 10/29/17 (5 punts)
52.8	Brett Hartmann vs. Atlanta, 12/4/11 (5 punts)
<b>Game, Opponent (4 punts)</b>	
56.8	Shane Lechler at Oakland, 12/3/06 (4 punts)
	Mat McBriar at Dallas, 10/15/06 (4 punts)
53.9	Brett Nortman at Carolina, 9/20/15 (7 punts)
53.4	Shane Lechler vs. Oakland, 10/4/09 (8 punts)
52.8	Mike Scifres at San Diego, 10/28/07 (5 punts)
52.2	Bryan Anger at Jacksonville, 9/16/12 (9 punts)

### PUNTS HAD BLOCKED

#### Consecutive Punts, None Blocked

327	Chad Stanley, 2002-06
324	Shane Lechler, 2014-17 (current)
254	Matt Turk, 2007-11
99	Shane Lechler, 2013-14

#### Punts Had Blocked, Career

2	Chad Stanley, 2002-06
1	Shane Lechler, 2013-15

#### Punts Had Blocked, Season

2	Chad Stanley, 2002
1	Shane Lechler, 2014

### PUNTS INSIDE THE 20

#### Career

147	Shane Lechler, 2013-17
135	Chad Stanley, 2002-06
88	Matt Turk, 2007-11

#### Season

36	Chad Stanley, 2002
36	Chad Stanley, 2003
34	Shane Lechler, 2013
32	Shane Lechler, 2017

#### Game

6	Chad Stanley vs. Dallas, 9/8/02
5	Shane Lechler vs. Indianapolis, 11/5/17
	Shane Lechler vs. Tennessee, 9/15/13
	Donnie Jones at Tennessee, 12/2/12
	Chad Stanley at San Francisco, 1/1/06

#### Game, Opponent

6	Brett Kern at Tennessee, 12/29/13
	Andy Lee vs. Arizona, 11/19/17
5	Sam Koch vs. Baltimore, 12/13/10
	Mike Scifres at San Diego, 10/28/07
	Craig Hentrich vs. Tennessee, 12/10/06

### PUNT RETURNS

### PUNT RETURNS

#### Seasons Leading Team

5	Jacoby Jones, 2007-11
3	Keshawn Martin, 2012-14
2	J.J. Moses, 2003-04

#### Career

179	Jacoby Jones, 2007-11
86	Keshawn Martin, 2012-15
72	J.J. Moses, 2003-04

#### Season

49	Jacoby Jones, 2011
39	Jacoby Jones, 2009
39	Keshawn Martin, 2013
36	Keith Mumphery, 2015
	J.J. Moses, 2003, 04
	Jermaine Lewis, 2002

#### Season, Rookie

36	Keith Mumphery, 2015
30	Jacoby Jones, 2007
27	Tyler Ervin, 2016
22	Keshawn Martin, 2012
12	Jerome Mathis, 2005

#### Game

7	Keshawn Martin vs. Oakland, 11/17/13
	Jacoby Jones at Jacksonville, 11/27/11
	Jacoby Jones vs. Oakland, 10/4/09
6	Trindon Holliday at Jacksonville, 9/16/12
	Keith Mumphery at Carolina, 9/20/15

#### Game, Opponent

6	Patrick Peterson at Arizona, 11/10/13
	Marcus Sherels vs. Minnesota, 12/23/12
	Darius Reynaud at Tennessee, 12/2/12
	David Allen at Jacksonville, 12/7/03
	Antwaan Randle El at Pittsburgh, 12/8/02
	Troy Walters at Indianapolis, 12/1/02

### FAIR CATCHES

#### Career

60	Jacoby Jones, 2007-11
55	Keshawn Martin, 2012-14
20	J.J. Moses, 2003-04

#### Season

24	Keshawn Martin, 2014
21	Keshawn Martin, 2013
17	Jacoby Jones, 2008
	Jermaine Lewis, 2002
15	Jacoby Jones, 2010

#### Game

4	Keshawn Martin vs. Indianapolis, 10/9/14
	Keshawn Martin at Tennessee, 12/29/13
	Dexter Wynn vs. Buffalo, 11/19/06



## REGULAR SEASON INDIVIDUAL RECORDS

Jermaine Lewis vs. Dallas, 9/8/02

### Game, Opponent

5	Dante Hall vs. Kansas City, 9/21/03
4	7 times, last by Ace Sanders vs. Jacksonville, 11/24/2013

### PUNT RETURN YARDS GAINED

### Seasons Leading Team

5	Jacoby Jones, 2007-11
3	Keshawn Martin, 2012-14
2	J.J. Moses, 2003-04

### Career

1,820	Jacoby Jones, 2007-11
766	Keshawn Martin, 2012-15
553	J.J. Moses, 2003-04

### Season

518	Jacoby Jones, 2011
427	Jacoby Jones, 2009
386	Jacoby Jones, 2008

### Season, Rookie

286	Jacoby Jones, 2007
280	Keith Mumphery, 2015
267	Keshawn Martin, 2012
261	Tyler Ervin, 2016

### Game

125	Keshawn Martin vs. Oakland, 11/17/13
100	Jacoby Jones at Arizona, 10/11/09
92	Avion Black vs. Baltimore, 12/15/02
91	Jacoby Jones at Jacksonville, 11/27/11
	Jacoby Jones vs. Indianapolis, 9/11/11

### Game, Opponent

93	Tandon Doss at Baltimore, 9/22/13
81	DeAnthony Thomas vs. Kansas City, 9/13/15
80	Johnnie Lee Higgins at Oakland, 12/21/08
	Adam Jones at Tennessee, 12/11/05
76	Marcus Thigpen vs. Miami, 9/9/12

### Longest Punt Return

87	Keshawn Martin vs. Oakland, 11/17/13
79t	Jacoby Jones vs. Indianapolis, 9/11/11
76	Avion Black vs. Baltimore, 12/15/02
74	Jacoby Jones vs. Indianapolis, 9/23/07
73t	Jacoby Jones vs. Cincinnati, 10/26/08

### PUNT RETURN AVERAGE

### Career (75 returns)

10.2	Jacoby Jones, 2007-11
8.9	Keshawn Martin, 2012-14

### Season (20 returns)

12.14	Keshawn Martin, 2012
12.06	Jacoby Jones, 2008
10.92	Jacoby Jones, 2009

9.67 Tyler Ervin, 2016

### Season, rookie (20 returns)

12.1 Keshawn Martin, 2012

9.7 Tyler Ervin, 2016

### Game (3 returns)

30.7	Avion Black vs. Baltimore, 12/15/02
30.3	Jacoby Jones vs. Indianapolis, 9/11/11
21.8	Jacoby Jones vs. Miami, 10/12/08
20.0	Jacoby Jones at Arizona, 10/11/09

### Game, Opponent (3 returns)

26.7	Adam Jones at Tennessee, 12/11/05
22.3	Griff Whalen at Indianapolis, 12/16/13
19.7	Adam Jones at Tennessee, 10/29/06

### PUNT RETURN TOUCHDOWNS

### Career

3	Jacoby Jones, 2007-11
1	Keshawn Martin, 2012-15
	Avion Black, 2002
	Will Fuller V, 2016-2017

### Season

2	Jacoby Jones, 2008
1	Keshawn Martin, 2013
	Jacoby Jones, 2011
	Avion Black, 2002
	Will Fuller V, 2016

### Game

1	Will Fuller V vs. Tennessee, 10/2/16 (67 yards)
	Keshawn Martin vs. Oakland, 11/17/13 (87)
	Jacoby Jones vs. Indianapolis, 9/11/11 (79)
	Jacoby Jones vs. Cincinnati, 10/26/08 (73)
	Jacoby Jones vs. Miami, 10/12/08 (70)
	Avion Black vs. Baltimore, 12/15/02 (76)

### Game, Opponent

1	Tyreek Hill vs. Kansas City, 10/8/17 (82 yards)
	Tandon Doss at Baltimore, 9/22/13 (82)
	Marcus Thigpen vs. Miami, 9/9/12 (72)
	Johnnie Lee Higgins at Oakland, 12/21/08 (80)
	Adam Jones at Tennessee, 10/29/06 (53)
	Adam Jones at Tennessee, 12/11/05 (52)
	Dante Hall vs. Kansas City, 9/21/03 (73)

## KICKOFF RETURNS

### KICKOFF RETURNS

### Seasons Leading Team

3	André Davis, 2007-09
2	Keshawn Martin, 2012-13
	J.J. Moses, 2003-04

### Career

117	J.J. Moses, 2003-04
108	André Davis, 2007-09
72	Jerome Mathis, 2005-07

## REGULAR SEASON INDIVIDUAL RECORDS

68 Keshawn Martin, 2012-15

### Season

59 J.J. Moses, 2004

58 J.J. Moses, 2003

54 Jerome Mathis, 2005

### Season, Rookie

54 Jerome Mathis, 2005

31 Keshawn Martin, 2012

20 Vernand Morency, 2005

### Game

8 Dexter Wynn at New England, 12/17/06

7 10x - last: Jacoby Jones at Indianapolis, 11/1/2010

### Game, Opponent

7 Devin Moore vs. Indianapolis, 9/12/10

Reggie Swinton vs. Arizona, 12/18/05

Doug Gabriel vs. Oakland, 10/3/04

## KICKOFF RETURN YARDS

### Seasons Leading Team

3 André Davis, 2007-09

2 Keshawn Martin, 2012-13

J.J. Moses, 2003-04

Danieal Manning, 2011, 2014

### Career

2,743 André Davis, 2007-09

2,658 J.J. Moses, 2003-04

2,054 Jerome Mathis, 2005-07

1,707 Keshawn Martin, 2012-15

### Season

1,542 Jerome Mathis, 2005

1,355 J.J. Moses, 2003

1,303 J.J. Moses, 2004

### Season, Rookie

1,542 Jerome Mathis, 2005

741 Keshawn Martin, 2012

437 Vernand Morency, 2005

### Game

266 Jerome Mathis vs. Kansas City, 11/20/05

266 Jerome Mathis vs. Indianapolis, 10/23/05

234 André Davis vs. Jacksonville, 12/30/07

233 Jerome Mathis vs. Indianapolis, 9/23/07

186 J.J. Moses at Cincinnati, 11/9/03

### Game, Opponent

233 David Reed vs. Baltimore, 12/13/10

199 Doug Gabriel vs. Oakland, 10/3/04

196 Jacoby Jones vs. Baltimore, 10/21/12

187 Danieal Manning vs. Chicago, 12/28/08

176 Ted Ginn Jr. vs. Miami, 10/7/07

### Longest, Game (All TDs)

104 André Davis vs. Jacksonville, 12/30/07

99 Jerome Mathis vs. Kansas City, 11/20/05

97 André Davis vs. Jacksonville, 12/30/07

97 André Davis vs. Tampa Bay, 12/9/07

95 Jacoby Jones vs. Oakland, 10/4/09

### Longest, Game, Opponent (ALL TDS)

103 David Reed vs. Baltimore, 12/13/10

101 Deji Karim at Indianapolis, 12/30/12

100 Joe McKnight at N.Y. Jets, 10/8/12

99 Eddie Drummond at Detroit, 9/19/04

95 André Davis at Cleveland, 10/20/02

## KICKOFF RETURN AVERAGE

### Career (75 returns)

25.4 André Davis, 2007-09

22.7 J.J. Moses, 2003-04

### Season (20 returns)

30.3 André Davis, 2007

28.6 Jerome Mathis, 2005

26.6 Jacoby Jones, 2009

### Season, Rookie (20 returns)

28.6 Jerome Mathis, 2005

23.1 Keshawn Martin, 2012

### Game (3 returns)

46.8 André Davis vs. Jacksonville, 12/30/07

38.0 Jerome Mathis vs. Kansas City, 11/20/05

38.0 Jerome Mathis vs. Indianapolis, 10/23/05

37.0 Jerome Mathis at Oakland, 12/3/06

### Game, Opponent (3 returns)

53.0 Deji Karim at Indianapolis, 12/30/12

42.0 André Davis at Cleveland, 10/20/02

39.3 Eddie Drummond at Detroit, 9/19/04

38.8 David Reed vs. Baltimore, 12/13/10

## KICKOFF RETURN TOUCHDOWNS

### Career

3 André Davis, 2007

Jerome Mathis, 2005-07

1 Jacoby Jones, 2007-11

### Season

3 André Davis, 2007

2 Jerome Mathis, 2005

1 Jacoby Jones, 2009

Jerome Mathis, 2007

### Rookie, Season

2 Jerome Mathis, 2005

### Game

\*2 André Davis vs. Jacksonville, 12/30/07 (104 and 97 yards)

1 Jacoby Jones vs. Oakland, 10/4/09 (95)

André Davis vs. Tampa Bay, 12/9/07 (97)

Jerome Mathis vs. Indianapolis, 9/23/07 (94)

Jerome Mathis vs. Kansas City, 11/20/05 (99)

Jerome Mathis vs. Indianapolis, 10/23/05 (89)

\* Tied NFL record

### Game, Opponent

## REGULAR SEASON INDIVIDUAL RECORDS

1	Deji Karim at Indianapolis, 12/30/12 (101 yards)
	Joe McKnight at N.Y. Jets, 10/8/12 (100)
	David Reed vs. Baltimore, 12/13/10 (103)
	Ellis Hobbs at New England, 12/17/06 (93)
	Eddie Drummond at Detroit, 9/19/04 (99)
	André Davis at Cleveland, 10/20/02 (95)

### BLOCKED KICKS

#### BLOCKED PUNTS

##### Career

2	Bryan Braman, 2011-13
	Ramon Walker, 2002-05
1	Alfred Blue, 2014-17
	Antwan Peek, 2003-05
	Jimmy McClain, 2002

##### Season

2	Bryan Braman, 2012
1	Ramon Walker, 2005
	Antwan Peek, 2004
	Ramon Walker, 2003
	Jimmy McClain, 2002
	Alfred Blue, 2014

##### Game

1	Alfred Blue vs. Washington, 9/7/14
	Bryan Braman vs. Indianapolis, 12/16/12
	Bryan Braman vs. Green Bay, 10/14/12
	Ramon Walker at San Francisco, 1/1/06
	Antwan Peek at Denver, 11/7/04
	Ramon Walker vs. New England, 11/23/03
	Jimmy McClain at Washington, 12/22/02

##### Game, Opponent

1	Demontre Moore at N.Y. Giants, 9/21/14
	Randy Starks vs. Tennessee, 11/28/04
	Rocky Boiman vs. Tennessee, 12/29/02
	Eric Westmoreland at Jacksonville, 10/27/02

#### BLOCKED PUNT RETURNS

##### Career

1	Alfred Blue, 2014-17
	DeVier Posey, 2012-14
	Bryan Braman, 2011-13
	Jonathan Wells, 2002-05
	Kevin Williams, 2002

##### Season

1	Alfred Blue, 2014
	DeVier Posey, 2012
	Bryan Braman, 2012
	Jonathan Wells, 2002
	Kevin Williams, 2002

##### Game

1	Alfred Blue vs. Washington, 9/7/14 for TD
	Bryan Braman vs. Indianapolis, 12/16/12 for TD
	DeVier Posey vs. Green Bay, 10/14/12 for TD
	Jonathan Wells at Denver, 11/7/04
	Kevin Williams at Washington, 12/22/02 for TD

### SPECIAL TEAMS TOUCHDOWNS

#### SPECIAL TEAMS TOUCHDOWNS

##### Career

4	Jacoby Jones, 2007-11
3	André Davis, 2007-09
	Jerome Mathis, 2005-07

##### Season

3	André Davis, 2007
2	Jerome Mathis, 2005
	Jacoby Jones, 2008

##### Game

*2	André Davis vs. Jacksonville, 12/30/07 (104 yards KR and 97 KR)
1	Will Fuller V vs. Tennessee, 10/2/16 (67 PR)
	Alfred Blue vs. Washington, 9/7/14 (5 BP)
	Keshawn Martin vs. Oakland, 11/17/13 (87 PR)
	Bryan Braman vs. Indianapolis, 12/16/12 (8 BP)
	Devier Posey vs. Green Bay, 10/14/12 (0 BP)
	Jacoby Jones vs. Indianapolis, 9/11/11 (79 PR)
	Jacoby Jones vs. Oakland, 10/4/09 (95 KR)
	Jacoby Jones vs. Cincinnati, 10/26/08 (73 PR)
	Jacoby Jones vs. Miami, 10/12/08 (70 PR)
	André Davis vs. Tampa Bay, 12/9/07 (97 KR)
	Jerome Mathis vs. Indianapolis, 9/23/07 (94 KR)
	Jerome Mathis vs. Kansas City, 11/20/05 (99 KR)
	Jerome Mathis vs. Indianapolis, 10/23/05 (89 KR)
	Kevin Williams at Washington, 12/22/02 (0 BP)
	Avion Black vs. Baltimore, 12/15/02 (76 PR)

\* Tied NFL record

### INTERCEPTIONS

#### INTERCEPTIONS

##### Seasons Leading Team

2	Dunta Robinson, 2004, 2006 (tied)
	Kareem Jackson, 2012, 2014 (tied)

##### Career

14	Johnathan Joseph, 2011-17
	Kareem Jackson, 2010-17
13	Dunta Robinson, 2004-08
11	Marcus Coleman, 2002-05
	Aaron Glenn, 2002-04



## REGULAR SEASON INDIVIDUAL RECORDS

9	Quintin Demps, 2010-16
8	Brian Cushing, 2009-17
7	Jason Allen, 2010-11
6	A.J. Bouye, 2013-16
	Andre Hal, 2014-17

### Season

7	Marcus Coleman, 2003
6	Dunta Robinson, 2004
	Quintin Demps, 2016
5	Aaron Glenn, 2004
	Aaron Glenn, 2002

### Season, Rookie

6	Dunta Robinson, 2004
4	Brian Cushing, 2009
3	Fred Bennett, 2007
2	Kareem Jackson, 2010

### Game

3	Glover Quin vs. Tennessee, 11/28/10
2	11x - last: Johnathan Joseph vs. Cleveland, 10/15/2017

### Game, Opponent

2	14x - last: Mike Adams vs. Indianapolis, 10/8/2015
---	--

### Consecutive Games With An Interception

2	14x - last: Johnathan Joseph, 11/23/14-11/30/2014
---	---

## INTERCEPTION YARDS

### Seasons Leading Team

3	Johnathan Joseph, 2012-13, 2017
1	13 times, last by Quintin Demps, 2016

### Gained, Career

364	Johnathan Joseph, 2011-17
312	Kareem Jackson, 2010-17
221	Aaron Glenn, 2002-04
217	Marcus Coleman, 2002-05
162	Dunta Robinson, 2004-09

### Season

181	Aaron Glenn, 2002
146	Dunta Robinson, 2004
121	Bernard Pollard, 2009
120	A.J. Bouye, 2014
116	Marcus Coleman, 2004

### Season, Rookie

146	Dunta Robinson, 2004
47	Fred Bennett, 2007
28	Dylan Cole, 2017
26	Brian Cushing, 2009

### Game

135	Aaron Glenn at Pittsburgh, 12/8/02
102	Marcus Coleman at Kansas City, 9/28/04
95	Marlon McCree vs. Tennessee, 12/21/03

### Game, Opponent

102	Artrell Hawkins vs. Cincinnati, 11/3/02
99	Cortland Finnegan vs. Tennessee, 9/21/08

98	Alec Ogletree vs. St. Louis, 10/13/13
----	---------------------------------------

### Longest Return

102t	Marcus Coleman at Kansas City, 9/26/04
95t	Marlon McCree vs. Tennessee, 12/21/03
86	Brice McCain at N.Y. Jets, 10/8/12
82t	Johnathan Joseph vs. Cleveland, 10/15/17
80t	J.J. Watt vs. Buffalo Bills, 9/28/14

### LONGEST RETURN, Opponent (ALL TDS)

102	Artrell Hawkins vs. Cincinnati, 11/3/02
99	Cortland Finnegan vs. Tennessee, 9/21/08
98	Alec Ogletree vs. St. Louis, 10/13/13
91	Darius Butler vs. New England, 1/3/10

## INTERCEPTIONS RETURNED FOR TOUCHDOWN

### Interceptions Returned For Touchdowns Career

3	Kareem Jackson, 2010-17
	Johnathan Joseph, 2011-17
2	Aaron Glenn, 2002-04
1	Dylan Cole, 2017
	Andre Hal, 2015-16
	J.J. Watt, 2011-16
	A.J. Bouye, 2013-16
	Brian Cushing, 2009-2016
	Kendrick Lewis, 2014
	Danieal Manning, 2011-14
	Brice McCain, 2009-13
	Bernard Pollard, 2009
	Dunta Robinson, 2004-08
	DeMarcus Faggins, 2002-08
	Jacques Reeves, 2008
	Marcus Coleman, 2002-05
	Marlon McCree, 2003-04

### Season

2	Aaron Glenn, 2002
1	17x - last: Kareem Jackson, 2016

### Game

2	Aaron Glenn vs. Pittsburgh, 12/8/02
---	-------------------------------------

## PASS DEFENSE

### PASSES DEFENSED

### Seasons Leading Team

4	Johnathan Joseph, 2011; 2013-15
3	Dunta Robinson, 2004-06
2	Marcus Coleman, 2002-03
	Glover Quin, 2009-10

### Career

92	Johnathan Joseph, 2011-17
68	Kareem Jackson, 2010-17
63	Dunta Robinson, 2004-09
56	Marcus Coleman, 2002-05

## REGULAR SEASON INDIVIDUAL RECORDS

47	J.J. Watt, 2011-17
	Glover Quin, 2009-12
<b>Season</b>	
22	Marcus Coleman, 2003
	Marcus Coleman, 2002
	Johnathan Joseph, 2015
19	Jacques Reeves, 2008
	Dunta Robinson, 2004
18	Aaron Glenn, 2002
17	Kareem Jackson, 2012
<b>Game</b>	
6	Aaron Glenn vs. Dallas, 9/8/02
5	4x - last: J. Joseph vs. Tampa Bay, 9/27/15

## TACKLES AND SACKS

### TOTAL TACKLES

<b>Career</b>	
664	Brian Cushing, 2009-17
636	DeMeco Ryans, 2006-11
469	Kareem Jackson, 2010-17
442	Jamie Sharper, 2002-04
396	Dunta Robinson, 2004-09
<b>Season</b>	
166	Jamie Sharper, 2003
156	DeMeco Ryans, 2006
139	Jamie Sharper, 2004
137	Jay Foreman, 2002
	Jamie Sharper, 2002
<b>Game</b>	
17	Brian Cushing at N.Y. Giants, 9/21/14
	Jamie Sharper at Tampa Bay, 12/14/03
	Jamie Sharper at Cincinnati, 11/9/03
16	Jay Foreman vs. New England, 11/23/03
	Benardrick McKinney at New England, 9/22/16

### SOLO TACKLES

<b>Solo Tackles, Career</b>	
479	DeMeco Ryans, 2006-11
424	Brian Cushing, 2009-16
395	Kareem Jackson, 2010-17
332	Dunta Robinson, 2004-09
311	J.J. Watt, 2011-17
<b>Solo Tackles, Season</b>	
126	DeMeco Ryans, 2006
107	Jamie Sharper, 2003
101	Jay Foreman, 2003
	Jay Foreman, 2002
<b>Solo Tackles, Game</b>	
14	DeMeco Ryans at Oakland, 12/3/06
	Jay Foreman vs. New England, 11/23/03

13	Glover Quin at Jacksonville, 11/14/10
	Xavier Adibi at Indianapolis, 11/16/08
	DeMeco Ryans at N.Y. Jets, 11/26/06

### SACKS

#### Seasons Leading Team

4	J.J. Watt, 2012-15
4	Mario Williams, 2007-10
1	8x - last: Jadeveon Clowney, 2017

#### Career

76	J.J. Watt, 2011-17
53	Mario Williams, 2006-11
38.5	Whitney Mercilus, 2012-17
27.5	Antonio Smith, 2009-13, 2016
20	Jadeveon Clowney, 2014-17

#### Season

20.5	J.J. Watt, 2014
	J.J. Watt, 2012
17.5	J.J. Watt, 2015
14	Mario Williams, 2007
12	Mario Williams, 2008
	Whitney Mercilus, 2015
11.5	Connor Barwin, 2011

## FUMBLES

### FUMBLES LOST

#### Career

68	David Carr, 2002-06
38	Matt Schaub, 2007-13
16	Arian Foster, 2009-15
14	T.J. Yates, 2011-13, 15, 17
11	Tom Savage, 2014-17
10	Andre Johnson, 2003-14
	Ben Tate, 2011-13
	Steve Slaton, 2008-10
	Domanick Williams#, 2003-05

#### Season

21	David Carr, 2002
17	David Carr, 2005
16	David Carr, 2006
10	Matt Schaub, 2008
	David Carr, 2004

#### Game

3	8x - last: Sage Rosenfels vs. Indianapolis, 10/5/2008
---	---

### FUMBLES FORCED

#### Career

15	J.J. Watt, 2011-17
11	Mario Williams, 2006-11
9	Brian Cushing, 2009-17

## REGULAR SEASON INDIVIDUAL RECORDS

7	Whitney Mercilus, 2012-2017
	Antonio Smith, 2009-13
6	Dunta Robinson, 2004-09
	DeMeco Ryans, 2006-11
	Jamie Sharper, 2002-04
<b>Season</b>	
4	J.J. Watt, 2014
	J.J. Watt, 2013
	J.J. Watt, 2012
	Bernard Pollard, 2010
	Mario Williams, 2008
	Shantee Orr, 2005
<b>Game</b>	
2	Johnathan Joseph at Oakland, 9/14/14
	J.J. Watt at Arizona, 11/10/13
	Brian Cushing at Indianapolis, 12/22/11
	Brian Cushing at Cincinnati, 10/18/09
	Shantee Orr vs. Jacksonville, 12/24/05
	Eric Brown vs. Indianapolis, 12/28/03
	Jamie Sharper at Buffalo, 11/16/03

### OWN FUMBLES RECOVERED

<b>Career</b>	
28	David Carr, 2002-06
11	Matt Schaub, 2007-13
6	Chester Pitts, 2002-09
4	Ryan Fitzpatrick, 2014
	Duane Brown, 2008-14
	Arian Foster, 2009-14
	Andre Johnson, 2003-14
	Jacoby Jones, 2007-11
<b>Season</b>	
12	David Carr, 2002
6	David Carr, 2005
5	David Carr, 2006
4	Ryan Fitzpatrick, 2014
	Matt Schaub, 2008
	David Carr, 2004
<b>Game</b>	
2	Wade Smith at Baltimore, 10/16/11
	David Carr vs. Kansas City, 11/20/05
	David Carr at Detroit, 9/19/04
	David Carr at Washington, 12/22/02
	David Carr at Pittsburgh, 12/8/02

### OPPONENTS' FUMBLES RECOVERED

<b>Career</b>	
13	J.J. Watt, 2011-17
8	DeMeco Ryans, 2006-10
5	Morlon Greenwood, 2005-07
4	Tim Dobbins, 2011-13

	C.C. Brown, 2005-08
	Jamie Sharper, 2002-04
<b>Season</b>	
5	J.J. Watt, 2014
4	Tim Dobbins, 2012
3	DeMeco Ryans, 2008
	DeMeco Ryan, 2007
	C.C. Brown, 2007
	Morlon Greenwood, 2006
	Jamie Sharper, 2002
<b>Game</b>	
2	J.J. Watt at Arizona, 11/10/13
	DeMeco Ryans vs. Tennessee, 10/21/07

### FUMBLE RETURN YARDS

<b>Career Return Yards</b>	
102	DeMeco Ryans, 2006-11
73	Johnathan Joseph, 2010-17
71	Jadeveon Clowney, 2014-17
68	J.J. Watt, 2011-17
66	Antwan Peek, 2003-06
60	Charlie Anderson, 2004-07
<b>Longest Fumble Return</b>	
66	Antwan Peek at Jacksonville, 12/26/04 (TD)
60	Charlie Anderson at Chicago, 12/19/04 (TD)
58	DeMarcus Faggins at Oakland, 12/3/06 (TD)

### FUMBLES RETURNED FOR TOUCHDOWNS

<b>Career</b>	
1	16 times, last by Lamarr Houston, 2017
<b>Season</b>	
1	16 times, last by Lamarr Houston, 2017
<b>Game</b>	
1	16x - last: Lamarr Houston, 34 yards vs. Indianapolis, 11/5/17

## SCORING

### SCORING

<b>Seasons Leading Team</b>	
8	Kris Brown, 2002-09
2	Neil Rackers, 2010-11
2	Randy Bullock, 2013-14
<b>Consecutive Seasons Leading Team</b>	
8	Kris Brown, 2002-09
2	Neil Rackers, 2010-11
2	Randy Bullock, 2013-14

### POINTS

<b>Career</b>	
767	Kris Brown, 2002-09



# REGULAR SEASON INDIVIDUAL RECORDS

410	Arian Foster, 2009-14
388	Andre Johnson, 2003-14
259	Neil Rackers, 2010-11
252	Randy Bullock, 2012-15
<b>Season</b>	
138	Shayne Graham, 2012
135	Neil Rackers, 2011
130	Randy Bullock, 2014
127	Nick Novak, 2016
<b>Points, No Touchdowns, Season</b>	
138	Shayne Graham, 2012
135	Neil Rackers, 2011
130	Randy Bullock, 2014
127	Nick Novak, 2016
<b>Points, No Touchdowns, Career</b>	
767	Kris Brown, 2002-09
259	Neil Rackers, 2010-11
253	Randy Bullock, 2013-15
<b>Seasons, 100 or More Points</b>	
4	Kris Brown, 2005, 2007-09
2	Randy Bullock, 2013-14
	Arian Foster, 2010, 2012
	Neil Rackers, 2010-11
1	Shayne Graham, 2012
	Nick Novak, 2016
<b>Season, Rookie</b>	
60	Steve Slaton, 2008
48	Domanick Williams#, 2003
30	Owen Daniels, 2006
24	Andre Johnson, 2003
	Wali Lundy, 2006
<b>Game</b>	
19	Randy Bullock vs. Baltimore, 12/21/14
18	DeAndre Hopkins vs. Kansas City, 10/8/17
	Arian Foster at Tennessee, 10/26/14
	Ben Tate vs. New England, 12/1/13
	Andre Johnson vs. Indianapolis, 11/3/13
	Arian Foster at Tennessee, 10/23/11
	Arian Foster vs. Indianapolis, 9/12/10
	Ryan Moats at Buffalo, 11/1/09
<b>Game, Opponent</b>	
26	Rob Bironas vs. Tennessee, 10/21/07
24	Shaun Alexander at Seattle, 10/16/05
<b>Consecutive Games Scoring</b>	
99	Kris Brown, 12/14/03 – 1/3/10
35	Randy Bullock, 9/9/13 – 9/27/15
32	Neil Rackers, 9/12/10 – 1/1/12
28	Kris Brown, 9/8/02 – 11/30/03
16	Shayne Graham, 9/9/12 – 12/30/12
15	Nick Novak, 10/4/15 – 9/18/16
14	Ka'imi Fairbairn, 9/10/17 - 12/17/17
11	Arian Foster, 12/18/11 – 11/11/12

## TOUCHDOWNS

### Seasons Leading Team

4 Andre Johnson, 2006-07, 2009, 2013  
Arian Foster, 2010-12, 2014

3 Domanick Williams#, 2003-05

# - Domanick Williams known as Domanick Davis prior to 2006.

### Consecutive Seasons Leading Team

3 Arian Foster, 2010-12

Domanick Williams#, 2003-05

2 Andre Johnson, 2006-07

# - Domanick Williams known as Domanick Davis prior to 2006.

### Career

68 Arian Foster, 2009-15

64 Andre Johnson, 2003-14

36 DeAndre Hopkins, 2013-17

29 Owen Daniels, 2006-13

28 Domanick Williams#, 2003-05

25 Kevin Walter, 2007-12

# - Domanick Williams known as Domanick Davis prior to 2006.

### Season

18 Arian Foster, 2010

17 Arian Foster, 2012

14 Domanick Williams#, 2004

13 DeAndre Hopkins, 2017

Arian Foster, 2014

12 Arian Foster, 2011

11 DeAndre Hopkins, 2015

# - Domanick Williams known as Domanick Davis prior to 2006.

### Season, Rookie

10 Steve Slaton, 2008

8 Domanick Williams#, 2003

5 Owen Daniels, 2006

# - Domanick Williams known as Domanick Davis prior to 2006.

### Game

3 DeAndre Hopkins vs. Kansas City, 10/8/17

Arian Foster at Tennessee, 10/26/14

Ben Tate vs. New England, 12/1/13

Andre Johnson vs. Indianapolis, 11/3/13

Arian Foster at Tennessee, 10/23/11

Arian Foster vs. Indianapolis, 9/12/10

Ryan Moats at Buffalo, 11/1/09

### Game, Opponent

4 Shaun Alexander at Seattle, 10/16/05

3 11x - last: Devonta Freeman at Atlanta, 10/4/15

### Game, Rookie

2 10x - last: Jalen Strong vs. Indianapolis, 10/8/15

### Game, Opponent, Rookie

3 Devonta Freeman at Atlanta, 10/4/15

### Consecutive Games Scoring Touchdowns

11 Arian Foster, 12/18/11 – 11/11/12

9 Domanick Williams#, 11/7/04 – 1/2/05

## REGULAR SEASON INDIVIDUAL RECORDS

7	Arian Foster, 10/5/14 – 12/7/14
6	Arian Foster, 10/23/11 – 12/4/11
5	Arian Foster, 10/17/10 – 11/14/10
	DeAndre Hopkins, 10/1/17 - 11/5/17

### POINTS AFTER TOUCHDOWNS

#### Seasons Leading Team

8	Kris Brown, 2002-09
2	Neil Rackers, 2010-11
2	Randy Bullock, 2013-14

#### Attempted, Career

253	Kris Brown, 2002-09
83	Neil Rackers, 2010-11
72	Randy Bullock, 2013-15

#### Attempted, Season

45	Shayne Graham, 2012
44	Kris Brown, 2009
43	Neil Rackers, 2010
40	Randy Bullock, 2014
	Neil Rackers, 2011
	Kris Brown, 2007

#### Attempted, Game

6	Randy Bullock vs. Tennessee, 11/30/14
	Kris Brown vs. Jacksonville, 12/30/07

#### Attempted, Game, Opponent

7	Mike Vanderjagt at Indianapolis, 11/14/04
6	Andrew Franks at Miami, 10/25/15
	Matt Boshier at Atlanta, 10/4/15
	Stephen Gostkowski at New England, 12/10/12
	Mason Crosby vs. Green Bay, 10/14/12
	Lawrence Tynes vs. Kansas City, 11/20/05
	Josh Brown at Seattle, 10/16/05
	Morten Anderson vs. Kansas City, 9/21/03

#### Consecutive Points After Touchdown, Career

132	Kris Brown, 11/5/06 – 1/3/10
116	Kris Brown, 9/8/02 – 10/29/06
69	Neil Rackers, 9/12/10 – 11/6/11
66	Randy Bullock, 9/9/13 – 12/28/14

#### Points After Touchdown Percentage, Career (250 attempts)

99.2	Kris Brown, 2002-09 (251-253)
------	-------------------------------

### TWO-POINT CONVERSIONS

#### Two-Point Conversions, Career

2	Andre Johnson, 2003-14
---	------------------------

#### Two-Point Conversions, Season

1	17x - last: Ryan Griffin, 2017
---	--------------------------------

#### Two-Point Conversion, Game

1	17x - last: Ryan Griffin vs. Cleveland, 10/15/17
---	--

#### Two-Point Conversion, Game, Opponent

2	Lance Moore at New Orleans, 9/25/11
---	-------------------------------------

### FIELD GOALS

#### Seasons Leading Team

8	Kris Brown, 2002-09
2	Neil Rackers, 2010-11
2	Randy Bullock, 2013-14

#### Consecutive Seasons Leading Team

8	Kris Brown, 2002-09
2	Neil Rackers, 2010-11
2	Randy Bullock, 2013-14

#### Attempted, Career

223	Kris Brown, 2002-09
76	Randy Bullock, 2013-15
68	Neil Rackers, 2010-11

#### Attempted, Season

41	Nick Novak, 2016
38	Shayne Graham, 2012
	Neil Rackers, 2011
37	Nick Novak, 2016
35	Randy Bullock, 2014
	Randy Bullock, 2013

#### Attempted, Game

7	Kris Brown at Miami, 9/7/03
6	Randy Bullock vs. Baltimore, 12/21/14
	Shayne Graham vs. Indianapolis, 12/16/12

#### Field Goals, Career

172	Kris Brown, 2002-09
61	Randy Bullock, 2013-15
59	Neil Rackers, 2010-11

#### Field Goals, Season

35	Nick Novak, 2016
32	Neil Rackers, 2011
31	Shayne Graham, 2012
30	Randy Bullock, 2014
29	Kris Brown, 2008

#### Field Goals, Game

6	Randy Bullock vs. Baltimore, 12/21/14
5	Shayne Graham vs. Indianapolis, 12/16/12
	Kris Brown vs. Miami, 10/7/07
	Kris Brown at Baltimore, 12/4/05
	Kris Brown at Miami, 9/7/03
	Nick Novak at Indianapolis, 12/11/16

#### Field Goals, Game, Opponent

*8	Rob Bironas vs. Tennessee, 10/21/07
5	Harrison Butker vs. Kansas City, 10/8/17
	Billy Cundiff at Baltimore, 10/16/11
	Rian Lindell at Buffalo, 9/11/05
	Phil Dawson vs. Cleveland, 1/2/05

\*NFL record

#### Consecutive Games Scoring Field Goals

19	Randy Bullock - 9/22/13 – 10/5/14
15	Neil Rackers, 11/1/10 – 10/9/11
10	Kris Brown, 11/13/05 – 9/17/06
9	Kris Brown, 10/25/09 – 12/27/09
	Kris Brown, 9/8/02 – 11/10/02

# REGULAR SEASON INDIVIDUAL RECORDS

## Consecutive Field Goals Made

18	Neil Rackers, 12/13/10 – 10/2/11
16	Randy Bullock, 9/22/13 – 9/14/14
	Nick Novak, 11/13/16 – 12/24/16
15	Kris Brown, 12/3/06 – 9/30/07
	Kris Brown, 9/7/08 – 11/23/08
13	Shayne Graham, 9/9/12 – 10/21/12
	Neil Rackers, 10/3/10 – 12/2/10

## Longest Field Goal

57	Neil Rackers at Denver, 12/26/10
	Kris Brown vs. Miami, 10/7/07
56	Kris Brown at Indianapolis, 11/8/09
55	Ka'imi Fairbairn vs. San Francisco, 12/10/17
	Randy Bullock vs. Buffalo, 9/28/14

## Longest Field Goal, Opponent

58	Kyle Brindza vs. Tampa Bay, 9/27/15
57	Kai Forbath vs. New Orleans, 11/29/15
56	Blair Walsh vs. Minnesota, 12/23/12

## Field Goal Percentage, Career (100 ATTEMPTS)

77.1	Kris Brown, 2002-09
------	---------------------

## Field Goal Percentage, Season

90	Neil Rackers, 2010
87.9	Kris Brown, 2008
86.2	Kris Brown, 2007
85.7	Nick Novak, 2015
85.4	Nick Novak, 2016

## Most Field Goals, No Misses, Game

6	Randy Bullock vs. Baltimore, 12/21/14
5	Kris Brown vs. Miami, 10/7/07
	Kris Brown at Baltimore, 12/4/05
	Nick Novak at Indianapolis, 12/11/16
4	Ka'imi Fairbairn at New England, 10/8/17
	Neil Rackers at New Orleans, 9/25/11
	Kris Brown vs. Tennessee, 10/9/05
	Nick Novak vs. Jacksonville, 12/18/16

## Most Field Goals, No Misses, Game, Opponent

8	Rob Bironas vs. Tennessee, 10/21/07
5	Rian Lindell at Buffalo, 9/11/05
	Phil Dawson vs. Cleveland, 1/2/05

## Most Field Goals, 50 or More Yards, Career

14	Kris Brown, 2002-09
7	Neil Rackers, 2010-11
5	Randy Bullock, 2013-14

## Most Field Goals, 50 or More Yards, Season

5	Kris Brown, 2007
4	Randy Bullock, 2014
	Shayne Graham, 2012
	Neil Rackers, 2011
3	Neil Rackers, 2010
	Nick Novak, 2016
	Ka'imi Fairbairn, 2017

## Most Field Goals, 50 or More Yards, Game

*3	Kris Brown vs. Miami, 10/7/07
2	Nick Novak vs. Jacksonville, 1/3/16
	Neil Rackers at Denver, 12/26/10
	Randy Bullock vs. Buffalo, 9/28/14

\*NFL record

## SAFETIES

### Career

1	J.J. Watt, 2011-17
	Joe Mays, 2013
	Connor Barwin, 2009-12
	Zac Diles, 2007-10, 2014
	Brian Cushing, 2009-17
	Seth Payne, 2002-06
	Jimmy McClain, 2002

### Season

1	J.J. Watt, 2014
	Joe Mays, 2013
	Connor Barwin, 2012
	Brian Cushing, 2009
	Seth Payne, 2002
	Jimmy McClain, 2002

### Game

1	J.J. Watt vs. Jacksonville, 12/28/14
	Joe Mays vs. Tennessee, 9/15/13
	Connor Barwin vs. Baltimore, 10/21/12
	Zac Diles at Jacksonville, 12/6/09
	Brian Cushing vs. Oakland, 10/4/09
	Jimmy McClain vs. Baltimore, 12/15/02
	Seth Payne vs. Dallas, 9/2/02

### Game, Opponent

1	Geno Atkins vs. Cincinnati, 11/23/14
	Cory Redding at Indianapolis, 12/15/13
	Elvis Dumervil at Denver, 9/23/12

## SERVICE

## SERVICE

### Seasons

12	Andre Johnson, 2003-14
10	Duane Brown, 2008-17
9	Brian Cushing, 2009-16
8	Owen Daniels, 2006-13
8	Chester Pitts, 2002-09
8	Kris Brown, 2002-09
8	Jon Weeks, 2010-17
8	Kareem Jackson, 2010-17
7	Kevin Walter, 2006-12
7	Matt Schaub, 2007-13
7	Chris Myers, 2008-14



## REGULAR SEASON INDIVIDUAL RECORDS

7 Johnathan Joseph, 2011-17

7 J.J. Watt, 2011-17

### Games Played

169 Andre Johnson, 2003-14

133 Duane Brown, 2008-17

128 Kris Brown, 2002-09

Jon Weeks, 2010-17

116 Kareem Jackson, 2010-17

114 Chester Pitts, 2002-09

112 Chris Myers, 2008-14

109 Kevin Walter, 2006-12

105 Johnathan Joseph, 2011-17

104 Brian Cushing, 2009-17

100 Owen Daniels, 2006-13

### Consecutive Games Played

128 Kris Brown, 2002-09

128 Jon Weeks, 2010-17 (current)

114 Chester Pitts, 2002-09

112 Chris Myers, 2008-14

91 Eric Winston, 2006-11

83 Steve McKinney, 2002-07

### Starts

169 Andre Johnson, 2003-14

132 Duane Brown, 2008-17

114 Chester Pitts, 2002-09

112 Chris Myers, 2008-14

107 Kareem Jackson, 2010-17

104 Brian Cushing, 2009-17

103 Johnathan Joseph, 2011-17

### Consecutive Starts

114 Chester Pitts, 2002-09

112 Chris Myers, 2008-14

86 Eric Winston, 2006-11

83 J.J. Watt, 2011-16

79 DeAndre Hopkins, 2011-17

77 Mario Williams, 2006-10

73 DeMeco Ryans, 2006-10

# REGULAR SEASON TEAM RECORDS

## WIN / LOSS

### OVERALL WIN-LOSS RECORDS

#### WIN-LOSS RECORDS

Year	W	L	T	Pct.
2002	4	12	0	0.25
2003	5	11	0	0.313
2004	7	9	0	0.438
2005	2	14	0	0.125
2006	6	10	0	0.375
2007	8	8	0	0.5
2008	8	8	0	0.5
2009	9	7	0	0.563
2010	6	10	0	0.375
2011	10	6	0	0.625
2012	12	4	0	0.75
2013	2	14	0	0.125
2014	9	7	0	0.563
2015	9	7	0	0.563
2016	9	7	0	0.563
2017	4	12	0	0.25
<b>Totals</b>	<b>110</b>	<b>146</b>	<b>0</b>	<b>0.43</b>

#### HOME

Year	W	L	T	Pct.
2002	2	6	0	0.25
2003	3	5	0	0.375
2004	3	5	0	0.375
2005	2	6	0	0.25
2006	4	4	0	0.5
2007	6	2	0	0.75
2008	6	2	0	0.75
2009	4	4	0	0.5
2010	4	4	0	0.5
2011	5	3	0	0.625
2012	6	2	0	0.75
2013	1	7	0	0.125
2014	5	3	0	0.625
2015	5	3	0	0.625
2016	7	1	0	0.875
2017	3	5	0	0.375
<b>Totals</b>	<b>66</b>	<b>62</b>	<b>0</b>	<b>0.516</b>

#### ROAD

Year	W	L	T	Pct.
2002	2	6	0	0.25
2003	2	6	0	0.25
2004	4	4	0	0.5
2005	0	8	0	0
2006	2	6	0	0.25
2007	2	6	0	0.25
2008	2	6	0	0.25
2009	5	3	0	0.625
2010	2	6	0	0.25
2011	5	3	0	0.625
2012	6	2	0	0.75
2013	1	7	0	0.125
2014	4	4	0	0.5
2015	4	4	0	0.5
2016	2	6	0	0.25
2017	1	7	0	0.125
<b>Totals</b>	<b>44</b>	<b>84</b>	<b>0</b>	<b>0.344</b>

## GAMES WON

#### Consecutive Games Won

7	10/23/11 - 12/11/11
6	10/21/12 - 12/2/12
	12/13/09 - 9/19/10 (over two seasons)
5	12/20/15 - 9/18/16
	9/9/12 - 10/8/12

#### Games Won, Season

12	2012
10	2011
9	2009, 2014, 2015, 2016
8	2007, 2008

#### Consecutive Games Won, SINGLE Season

7	10/23/11 - 12/11/11
6	10/21/12 - 12/2/12
5	9/9/12 - 10/8/12
4	11/1/15 - 11/29/15
	12/13/09 - 1/3/10
	11/23/08 - 12/14/08

#### Consecutive Games Won, Start of Season

5	2012
2	2007, 2010, 2011, 2013, 2014, 2016

#### Consecutive Games Won, End of Season

4	2009
3	2015
2	2006, 2014

#### Consecutive Home Games Won

6	1/3/16 - 10/30/16
4	10/21/12 - 12/16/12
	11/18/07 - 12/30/07

#### Consecutive Road Games Won

6	9/16/12 - 12/2/12
4	12/20/09 - 10/3/10
	10/23/11 - 12/11/11
3	10/26/14 - 12/7/14

#### Shutout Games Won, Season

1	2010: 20-0 vs. Tennessee, 11/28/10
	2004: 21-0 at Jacksonville, 12/26/04

### WIN-LOSS RECORDS

#### Consecutive Games Lost

14	9/22/13 - 12/29/13
7	1/2/05 - 10/23/05
6	11/27/17 - 12/31/17
	11/6/05 - 12/11/05
	12/7/03 - 9/19/04
	12/24/05 - 9/26/06
	9/15/02 - 10/20/02

#### Games Lost, Season

14	2013
	2005

## REGULAR SEASON TEAM RECORDS

12	2017
	2002
<b>Consecutive Games Lost, Season</b>	
14	9/22/13 - 12/29/13
6	11/27/17 - 12/31/17
	11/6/05 - 12/11/05
	9/11/05 - 10/23/05
	9/15/02 - 10/20/02
<b>Consecutive Games Lost, Start of Season</b>	
6	2005
4	2008
2	2004, 2006, 2015
<b>Consecutive Games Lost, End of Season</b>	
14	2013
6	2017
4	2003
<b>Consecutive Home Games Lost</b>	
7	9/22/13 - 12/1/13
5	12/24/04 - 10/23/05
4	9/22/02 - 11/17/02
<b>Consecutive Road Games Lost</b>	
12	9/11/05 - 11/5/06
7	9/24/17 - 12/31/17
	9/22/13 - 12/29/13
6	11/1/10 - 12/26/10
<b>Shutout Games Lost, Season</b>	
1	2003: 27-0 at Jacksonville, 12/7/03
	2016: 27-0 at New England, 9/22/16

## SCORING

### TOUCHDOWNS

<b>Most, Season</b>	
46	2012
	2009
44	2010
43	2007
41	2011
40	2017
<b>Fewest, Season</b>	
22	2002
26	2005
28	2013
29	2003
30	2006
<b>Most, Game</b>	
7	vs. Tennessee, 10/1/17
6	vs. Tennessee, 11/30/14
	vs. Jacksonville, 12/30/07
5	11x - last: at Seattle, 10/29/17
<b>Most Allowed, Season</b>	
52	2010

50	2005
48	2017
	2013
45	2008
<b>Most Allowed, Game</b>	
7	2x - last: at Atlanta, 10/4/15
6	7x - last: at Jacksonville, 12/17/17
<b>Fewest Allowed, Season</b>	
27	2011
36	2014
	2016
37	2015
38	2012
<b>Fewest Allowed, Game</b>	
0	18x - last: vs. Cincinnati, 9/14/16

## POINTS SCORED

<b>Most Scored, Season</b>	
416	2012
390	2010
388	2009
381	2011
<b>Most Scored, Game</b>	
57	vs. Tennessee, 10/1/17
45	vs. Tennessee, 11/30/14
43	vs. Jacksonville (OT), 11/18/12
	vs. Baltimore, 10/21/12
42	vs. Jacksonville, 12/30/07
<b>Fewest Points Scored, Season</b>	
213	2002
255	2003
260	2005
267	2006
276	2013
<b>Fewest Points Scored, Game</b>	
0	at Jacksonville, 12/7/03
	at New England, 9/22/16
3	7x - last: at Indianapolis, 12/15/13
<b>Most Points Scored, Season, opponent</b>	
436	2017
431	2005
428	2013
427	2010
394	2008
<b>Most Points Scored, game, opponent</b>	
49	at Indianapolis, 11/14/04
48	at Atlanta, 10/4/15
45	at Jacksonville, 12/17/17
	vs. Kansas City, 11/20/05
44	at Miami, 10/25/15
43	at Indianapolis, 9/17/06
<b>Fewest Points Scored, Season, Opponent</b>	



## REGULAR SEASON TEAM RECORDS

278	2011
307	2014
313	2015
328	2016
331	2012
<b>Fewest Points Scored, Game, opponent</b>	
0	vs. Tennessee, 11/28/10
0	at Jacksonville, 12/26/04
3	vs. Kansas City, 9/9/07
5	at Chicago, 12/19/04
6	13x - last: vs. Jacksonville, 1/3/16
<b>Most Points, Shutout Victory, Game</b>	
21	at Jacksonville, 12/26/04
20	vs. Tennessee, 11/28/10
<b>Fewest Points, Shutout Victory, Game</b>	
20	vs. Tennessee, 11/28/10
21	at Jacksonville, 12/26/04
<b>Most Points, Game, both teams</b>	
80	Texans 43 vs. Jacksonville 37 (OT), 11/18/12
79	Texans 38 at Seattle 41, 10/29/17
76	Texans 34 vs. Kansas City 42, 10/8/17
74	Texans 36 vs. Tennessee 38, 10/21/07
73	Texans 33 at New Orleans 40, 9/25/11
71	Texans 57 vs. Tennessee 14, 10/1/17
70	Texans 42 vs. Jacksonville 28, 12/30/07
	Texans 26 at Miami 44, 10/25/15
<b>Fewest Points, Game, Both Teams</b>	
16	Texans 10 at Cincinnati 6, 11/16/15
	Texans 3 vs. Tennessee 13, 12/29/02
19	Texans 13 at Chicago 6, 11/11/12
	Texans 6 vs. Jacksonville 13, 11/24/13
	Texans 3 at Tampa Bay 16, 12/14/03
20	Texans 20 vs. Tennessee 0, 11/28/10
	Texans 14 vs. Cleveland 6, 12/31/06
<b>Most Points in First Quarter</b>	
17	vs. Indianapolis, 9/11/11
	vs. Seattle, 12/13/09
14	15 times, last at Seattle, 10/29/17
<b>Most Points in Second Quarter</b>	
24	vs. Arizona, 12/18/05
	vs. Miami, 9/9/12
21	vs. Jacksonville, 12/30/07
20	vs. Seattle, 9/29/13
	vs. Baltimore, 10/21/12
<b>Most Points in Third Quarter</b>	
17	at Tennessee, 12/27/15
<b>Most Points in Fourth Quarter</b>	
29	vs. Tennessee, 10/21/07
22	at Buffalo, 11/1/09
21	vs. Kansas City, 10/8/17
	at Jacksonville, 10/18/15
	at Atlanta, 10/4/15

	vs. Kansas City, 10/17/10
	vs. New England, 1/3/10
	at Indianapolis, 9/17/06
	vs. Minnesota, 10/10/04
<b>Most Points in First Quarter, Opponent</b>	
24	vs. Indianapolis, 10/9/14
21	at Tennessee, 12/19/10
	at Miami, 10/25/15
17	at New England, 12/17/06
<b>Most Points in Second Quarter, Opponent</b>	
24	at Jacksonville, 12/17/17
	at Pittsburgh, 10/20/14
21	at Atlanta, 10/4/15
	at Indianapolis, 12/23/07
	at San Diego, 10/28/07
	vs. Kansas City, 11/20/05
<b>Most Points in Third Quarter, Opponent</b>	
21	vs. St. Louis, 10/13/13
	at Indianapolis, 11/14/04
17	at Cleveland, 10/20/02
<b>Most Points in Fourth Quarter, Opponent</b>	
23	at New Orleans, 9/25/11
22	vs. Baltimore, 11/9/08
21	5x - last: vs. Denver, 12/23/13
<b>Most Points in First Quarter, Both Teams</b>	
28	Texans 14 at Seattle 14, 10/29/17
24	Texans 0 vs. Colts 24, 10/9/14
	Texans 10 vs. San Diego 14, 11/7/10
21	7x - last: Texans 0 at Miami 21, 10/25/15
<b>Most Points in Second Quarter, Both Teams</b>	
31	Texans 24 vs. Arizona 7, 12/18/05
30	Texans 6 at Pittsburgh 24, 10/20/14
	Texans 16 vs. Tennessee 14, 10/1/17
28	5x - last: Texans 14 at Detroit 14, 11/22/12
<b>Most Points in Third Quarter, Both Teams</b>	
28	Texans 7 at Indianapolis 21, 11/14/04
27	Texans 10 at Cleveland 17, 10/20/02
21	8x - last: Texans 14 vs. N.Y. Jets 7, 11/22/15
<b>Most Points in Fourth Quarter, Both Teams</b>	
40	Texans 21 vs. Kansas City 19, 10/8/17
37	Texans 14 at New Orleans 23, 9/25/11
35	Texans 29 vs. Tennessee 6, 10/21/07
34	Texans 13 at Indianapolis 21, 9/17/06
<b>Consecutive Games Scoring a Touchdown</b>	
105	10/22/06 – 12/16/12
30	12/22/13 – 12/06/15
29	12/21/03 – 11/27/05
25	10/30/16 – 12/31/17 (current)
<b>Consecutive Games Scoring</b>	
197	12/14/03 – 9/18/16
29	10/2/16 – 12/31/17 (current)
	9/8/02 – 11/30/03

# REGULAR SEASON TEAM RECORDS

## Consecutive Quarters Held Scoreless

7	4th quarter vs. Atlanta, 11/30/03, through 2nd quarter at Tampa Bay, 12/14/03
4	4x - last: 1st quarter at New England, 9/22/16 through 4th quarter at New England, 9/22/16

## Consecutive Quarters Held Scoreless, Opponents

5	3rd quarter at Indianapolis, 12/20/15, through 3rd quarter at Tennessee, 12/27/15
5	2nd quarter vs. Washington, 9/7/14, through 4th quarter at Oakland, 9/14/14
5	3rd quarter vs. Jacksonville, 1/2/11, through 3rd quarter vs. Indianapolis, 9/11/11

## Consecutive Quarters Held Without a Touchdown, Opponents

13	vs. Indianapolis, 12/12/04 through vs. Cleveland, 1/2/2005
12	at Miami, 10/25/15 through vs N.Y. Jets, 11/22/2015
9	vs. Baltimore, 10/21/12 through at Chicago, 11/11/2012

## Most Points By Half, First Half

34	vs. Indianapolis, 9/11/11
30	vs. Tennessee, 10/1/17
29	vs. Baltimore, 10/21/12
27	at Miami, 12/27/09

## Most Points By Half, Second Half

29	vs. Tennessee, 10/21/07
28	vs. Kansas City, 10/17/10
	vs. Minnesota, 10/10/04
27	vs. Tennessee, 10/1/17
	vs. Kansas City, 10/8/17
26	at Miami, 10/25/15
25	at Buffalo, 11/1/09

## Most Points By Half, Opponent First Half

41	at Miami, 10/25/15
35	at San Diego, 10/28/07
31	at Jacksonville, 12/17/17
	vs. Kansas City, 11/20/05
28	at Atlanta, 10/4/15
27	vs. Kansas City, 9/13/15
	vs. Indianapolis, 10/9/14
	at New England, 12/17/06

## Most Points By Half, Opponent, Second Half

31	at Dallas, 10/15/06
30	at New Orleans, 9/25/11
29	vs. Baltimore, 11/9/08
28	4x - last vs. Indianapolis, 11/29/09

## Most Points By Half, Both Teams, First Half

48	Texans 24 at Tennessee 24, 9/20/09
44	Texans 30 vs. Tennessee 14, 10/1/17
42	Texans 21 at Seattle 21, 10/29/17
41	Texans 0 at Miami 41, 10/25/15
	Texans 14 vs. Indianapolis 27, 10/9/14
	Texans 20 at New England 21, 9/24/17
38	Texans 21 vs. Jacksonville 17, 9/27/09
	Texans 3 at San Diego 35, 10/28/07

Texans 7 vs. Kansas City 31, 11/20/05

## Most Points By Half, Both Teams, Second Half

47	Texans 17 at New Orleans 30, 9/25/11
46	Texans 27 vs. Kansas City 19, 10/8/17
45	Texans 28 vs. Kansas City 17, 10/17/10
	Texans 29 vs. Tennessee 16, 10/21/07
44	Texans 21 at Indianapolis 23, 9/17/06

## EXTRA POINTS

### Season

45	2012
43	2010
	2009
40	2014
	2007

### Game

7	vs. Tennessee, 10/1/17
6	vs. Tennessee, 11/30/14
	vs. Jacksonville, 12/30/07
5	5x - last: vs. Baltimore, 10/21/12

### Season, opponent

50	2010
47	2005
46	2013
43	2008
42	2007

### Game, Opponent

7	at Indianapolis, 11/14/04
6	6x - last: at Atlanta, 10/4/15

## TWO-POINT CONVERSIONS

### Season

3	2007
2	2017
	2015
	2006
	2002

### Game

1	17x - last: vs. Cleveland, 10/15/17
---	-------------------------------------

## DEFENSIVE TOUCHDOWNS

### Season

5	2014, 2004
4	2012, 2017
3	2015, 2009, 2002

### Game

2	vs. Tennessee, 9/30/12
	at Pittsburgh, 12/8/02

## SCORING MARGIN

### Margin of Victory

43	vs. Tennessee, 10/1/17
----	------------------------

## REGULAR SEASON TEAM RECORDS

34	at Tennessee, 10/23/11
30	vs. Baltimore, 10/21/12
29	vs. Cincinnati, 10/26/08
28	at Tennessee, 12/27/15

### Margin of Defeat

38	at Jacksonville, 12/17/17
35	at Indianapolis, 11/14/04
	vs. Cincinnati, 11/03/02
33	at New England, 12/17/06
32	at Seattle, 10/16/05
31	at San Francisco, 10/6/13

### Comeback Victories (Points Behind)

21	at San Diego, 9/9/13, 31-28 final
18	vs. Tennessee, 11/28/04, 31-21 final
17	at Washington, 9/19/10, 30-27 final (OT)
14	5x - last: vs. Indianapolis, 10/16/16, 26-23 final (OT)

### Largest Deficit Overcome

25	vs. Tennessee, 10/21/07, down 32-7, 36-38 final
21	at San Diego, 9/9/13, down 28-7, 31-28 final
	vs. Baltimore, 12/13/10, down 21-0 and 28-7, 28-34 final (OT)
	at Arizona, 10/11/09, down 21-0, 21-28 final
	vs. Minnesota, 10/10/04, down 21-0, 28-34 final (OT)
	vs. Tennessee, 11/28/04, down 21-3, 31-21 final

### Largest Lead Before Opponent Scores

34	at Tennessee, 12/27/15
34	vs. Indianapolis, 9/11/11
27	at Oakland, 9/14/14
	at Tennessee, 10/23/11
24	vs. Tennessee, 11/30/14
	vs. Seattle, 12/13/09

## SCORING DRIVES

### Longest Scoring Drive (Yards)

99	vs. Baltimore, 12/13/10, 15 plays, TD
	at Jacksonville, 10/18/15, 16 plays, TD
98	at Tennessee, 10/26/14, 11 plays, TD
	vs. Tennessee, 10/21/07, 7 plays, TD
	at Tennessee, 10/12/03, 2 plays, TD
97	at Denver, 9/23/12, 14 plays, TD
	at Detroit, 11/22/12, 15 plays, TD

### Longest Scoring Drive (Plays)

19	vs. Pittsburgh, 10/2/11, 95 yards, TD
	vs. Atlanta, 12/4/11, 85 yards, TD
18	at N.Y. Giants, 11/5/06, 80 yards, TD
17	at Jacksonville, 9/6/12, 80 yards, TD
16	12x - last: vs. N.Y. Jets, 11/22/15, 88 yds, FG

### Longest Scoring Drive (Time)

10:55	vs. Pittsburgh, 10/2/11, 19 plays, 95 yards, TD
10:41	vs. Atlanta, 12/4/11, 19 plays, 85 yards, TD

10:26	vs. Kansas City, 9/9/07, 15 plays, 65 yards, FG
10:08	vs. Detroit, 10/19/08, 15 plays, 79 yards, TD
9:29	vs. Indianapolis, 12/24/06, 15 plays, 51 yards, FG

### Shortest Scoring Drive (Yards)

-12	at Tennessee, 9/21/08, 4 plays, FG
-10	vs. Miami, 9/9/12, 4 plays, FG
-5	at Pittsburgh, 12/8/02, 4 plays, FG
-4	at Pittsburgh, 9/7/08, 4 plays, FG
-3	at Oakland, 12/3/06, 4 plays, FG
-1	at Jacksonville, 11/27/11, 4 plays, FG
	vs. Jacksonville, 9/28/03, 4 plays, FG

### Shortest Scoring Drive (Plays)

1	15x - last: vs. Tennessee, 11/30/14, 70 yds, TD
---	---

### Shortest Scoring Drive (Time)

0:02	vs. Cleveland, 11/6/11, 1 play, 0 yards, FG
0:04	vs. San Diego, 11/7/10, 1 play, 8 yards, TD
	vs. Jacksonville, 12/1/08, 1 play, 7 yards, TD
	at Denver, 11/7/04, 1 play, 1 yard, TD
0:07	vs. Arizona, 11/19/17, 1 play, 34 yards, TD
	vs. Jacksonville, 12/1/08 1 play, 40 yards, TD
0:09	at N.Y. Jets, 11/21/10, 1 play, 43 yards, TD

## TOTAL OFFENSE

### TOTAL OFFENSE

### Most Net Yards Gained, Season

6,186	2010
6,129	2009
6,113	2008
5,954	2011
5,953	2012

### Most Net Yards Gained, Game

653	vs. Jacksonville (OT), 11/18/12
549	at Green Bay, 12/7/08
526	at Washington (OT), 9/19/10
518	at Tennessee, 10/23/11
509	at Seattle, 10/29/17

### Fewest Net Yards Gained, season

3,572	2002
4,053	2005
4,306	2003
4,465	2006
5,128	2004

### Fewest Net Yards Gained, Game

47	at Pittsburgh, 12/8/02
107	at Tampa Bay, 12/14/03
118	at San Diego, 9/15/02
120	at Buffalo, 9/11/05
124	at Oakland, 12/3/06
	at Jacksonville, 12/7/03

### Most Net Yards Allowed, Season



# REGULAR SEASON TEAM RECORDS

6,082	2003
6,031	2010
5,824	2005
5,746	2017
5,571	2014
<b>Most Net Yards Allowed, Game</b>	
535	at Tennessee, 10/12/03
525	at Detroit (OT), 11/22/12
515	at Indianapolis, 9/17/06
511	vs. Denver, 12/22/13
510	vs. Minnesota (OT), 10/10/04
<b>Fewest Net Yards Allowed, Season</b>	
4,571	2011
4,821	2016
5,081	2013
5,172	2012
5,198	2009
<b>Fewest Net Yards Allowed, Game</b>	
117	at Jacksonville, 9/16/12
126	at Jacksonville, 12/26/04
148	at Tennessee, 10/23/11
150	vs. Jacksonville, 12/18/16
162	vs. Tennessee, 11/28/10
<b>Most Net Yards Gained, Season, Both Teams</b>	
12,217	2010
11,498	2008
11,327	2009
11,232	2017
11,125	2012
11,084	2014
11,084	2015
<b>Most Net Yards Gained, Game, Both Teams</b>	
1,098	Texans 640 vs. Jacksonville 458 (OT), 11/18/12
1,026	Texans 501 at Detroit 525 (OT), 11/22/12
993	Texans 458 at Tennessee 535, 10/12/03
988	Texans 509 at Seattle 479, 10/29/17
947	Texans 526 at Washington 421 (OT), 9/19/10
<b>Fewest Net Yards Gained, Season, Both Teams</b>	
8,802	2002
9,865	2006
9,877	2005
10,388	2003
10,525	2011
<b>Fewest Net Yards Gained, Game, Both Teams</b>	
385	Texans 118 at San Diego 267, 9/15/02
426	Texans 124 at Oakland 302, 12/3/06
428	Texans 198 at New England 230, 12/17/06
436	Texans 120 at Buffalo 316, 9/11/05
443	Texans 165 at Indianapolis 278, 12/1/02
<b>Most Net Yards Gained, First Half</b>	
364	vs. Seattle, 12/13/09
324	vs. Seattle, 9/29/13

306	at Miami, 12/27/09
303	at Tennessee, 10/23/11
301	at New Orleans, 9/25/11
<b>Most Net Yards Gained, Second Half</b>	
328	at N.Y. Giants, 9/21/14
309	vs. Tennessee, 10/21/07
306	vs. Kansas City, 10/17/10
301	vs. Baltimore, 12/13/10
298	at Atlanta, 10/4/15
<b>Fewest Net Yards Gained, First Half</b>	
21	at Pittsburgh, 12/8/02
24	vs. Tennessee, 10/21/07
46	at Tampa Bay, 12/14/03
47	at San Diego, 9/15/02
52	vs. Jacksonville, 9/10/17
<b>Fewest Net Yards Gained, Second Half</b>	
-4	vs. Indianapolis, 10/23/05
26	at Pittsburgh, 12/8/02
41	at Arizona, 11/10/13
47	2x - last: at Jacksonville, 11/27/11
53	vs. New England, 12/13/15
<b>Most Net Yards Allowed, First Half</b>	
392	at Miami, 10/25/15
355	vs. Denver, 12/22/13
299	vs. Washington, 9/24/06
297	at Arizona, 10/11/09
292	at Indianapolis, 12/23/07
<b>Most Net Yards Allowed, Second Half</b>	
316	at Seattle, 10/29/17
312	at Los Angeles, 11/12/17
307	vs. New England, 12/1/13
302	at Indianapolis, 11/16/05
295	vs. New England, 11/23/03
<b>Fewest Net Yards Allowed, First Half</b>	
31	vs. Baltimore, 12/21/14
43	at Jacksonville, 9/16/12
50	vs. San Francisco, 10/25/09
54	vs. Tennessee, 11/28/10
57	vs. N.Y. Jets, 11/22/15
<b>Fewest Net Yards Allowed, Second Half</b>	
41	at San Diego, 10/28/07
43	at Arizona, 10/11/09
46	vs. Oakland, 10/4/09
61	vs. Jacksonville, 10/30/11
65	at Jacksonville, 12/7/14
	at Tampa Bay, 11/13/11
<b>Most Net Yards Gained, First Quarter</b>	
185	at New Orleans, 9/25/11
184	at Tampa Bay, 11/13/11
179	vs. Tennessee, 10/1/17
178	vs. Indianapolis, 11/3/13
	vs. Tennessee, 10/3/16

## REGULAR SEASON TEAM RECORDS

174 vs. Seattle, 12/13/09

### Most Net Yards Gained, Second Quarter

207 at Tennessee, 10/23/11

190 vs. Seattle, 12/13/09

183 vs. Seattle, 9/29/13

179 at Miami, 12/27/09

174 vs. Buffalo, 10/13/02

### Most Net Yards Gained, Third Quarter

190 at Indianapolis, 12/30/12

183 at Oakland, 10/3/10

178 at N.Y. Giants, 9/21/14

175 vs. Carolina, 12/18/11

170 at Jacksonville, 11/14/10

### Most Net Yards Gained, Fourth Quarter

257 at Atlanta, 10/4/15

253 vs. Tennessee, 10/21/07

201 vs. Kansas City, 10/8/17

203 vs. Jacksonville, 11/18/12

196 at Arizona, 10/11/09

### Fewest Net Yards Gained, First Quarter

-5 at Indianapolis, 11/14/04

-3 at Buffalo, 9/11/05

0 at Miami, 10/25/15

2 at Jacksonville, 12/17/17

vs. Indianapolis, 10/9/14

4 vs. Jacksonville, 11/24/13

at Pittsburgh, 12/8/02

### Fewest Net Yards Gained, Second Quarter

4 at San Francisco, 1/1/06

6 at San Diego, 9/15/02

9 vs. New England, 11/23/03

10 at Indianapolis, 12/22/11

11 at Oakland, 12/3/06

### Fewest Net Yards Gained, Third Quarter

0 at Arizona, 11/10/13

2 vs. Pittsburgh, 10/2/11

5 at Indianapolis, 9/17/06

7 at Kansas City, 9/26/04

10 vs. Philadelphia, 9/10/06

### Fewest Net Yards Gained, Fourth Quarter

-17 vs. Indianapolis, 10/23/05

-9 at Cincinnati, 11/9/03

-1 at Kansas City, 10/20/13

3 at Indianapolis, 12/31/17

4 at Jacksonville, 11/27/11

### Most Net Yards Allowed, First Quarter

220 vs. Buffalo, 11/19/06

219 at Miami, 10/25/15

218 vs. Indianapolis, 10/9/14

191 at Indianapolis, 11/8/09

171 vs. Pittsburgh, 9/18/05

170 vs. Denver, 12/22/13

### Most Net Yards Allowed, Second Quarter

193 vs. Philadelphia, 9/10/06

184 vs. San Francisco, 12/10/17

185 vs. Denver, 12/22/13

177 vs. Tennessee, 12/21/03

173 at Miami, 10/25/15

171 at Jacksonville, 12/17/17

at Oakland, 9/14/14

### Most Net Yards Allowed, Third Quarter

224 at Indianapolis, 11/16/08

213 vs. Oakland, 11/17/13

205 at Los Angeles, 11/12/17

197 vs. New England, 12/1/13

177 at Baltimore, 10/16/11

### Most Net Yards Allowed, Fourth Quarter

224 vs. Indianapolis, 9/12/10

223 at Seattle, 10/29/17

213 at Jacksonville, 11/14/10

210 vs. Green Bay, 11/21/04

185 at New Orleans, 9/25/11

### Fewest Net Yards Allowed, First Quarter

-9 vs. N.Y. Jets, 9/13/03

-1 at Jacksonville, 12/26/04

1 vs. San Francisco, 10/25/09

3 at Oakland, 9/14/14

4 vs. Detroit, 10/18/08

### Fewest Net Yards Allowed, Second Quarter

-2 vs. Indianapolis, 11/3/13

0 at Jacksonville, 9/16/12

8 at Indianapolis, 12/31/17

11 at Carolina, 9/16/07

17 vs. Tennessee, 11/1/15

at New Orleans, 9/14/03

### Fewest Net Yards Allowed, Third Quarter

-5 vs. Miami, 9/9/12

1 at Tampa Bay, 11/13/11

4 vs. Tennessee, 9/15/13

at Indianapolis, 12/30/12

6 at Cincinnati, 10/18/09

### Fewest Net Yards Allowed, Fourth Quarter

2 vs. Oakland, 11/17/13

at Pittsburgh, 9/7/08

3 vs. Dallas, 9/8/02

7 at Tennessee, 9/21/08

9 at San Diego, 9/9/13

at Arizona, 10/11/09

## RUSHING

### RUSHING YARDS

Season

## REGULAR SEASON TEAM RECORDS

2,448	2011
2,161	2014
2,123	2012
2,042	2010
1,882	2004
<b>Game</b>	
261	vs. Cleveland, 11/6/11
257	vs. Indianapolis, 9/12/10
249	at Oakland, 10/3/10
244	vs. Jacksonville, 1/2/11
222	at Tennessee, 10/23/11
<b>Fewest, Season</b>	
1,347	2002
1,475	2009
1,586	2007
1,651	2003
1,687	2006
<b>Fewest, Game</b>	
24	vs. N.Y. Giants, 10/10/10
25	at N.Y. Jets, 11/26/06
28	vs. Tennessee, 12/29/02
30	at Tennessee, 12/19/10
34	vs. Minnesota, 12/23/12
	at Dallas, 10/15/06
	at Buffalo, 11/16/03
<b>Allowed, Season</b>	
2,370	2003
2,303	2005
2,089	2002
1,963	2008
1,958	2013
<b>Allowed, Game</b>	
320	at Seattle, 10/16/05
248	at Miami, 10/25/15
247	at Washington, 12/22/02
244	at Jacksonville, 10/14/07
240	at Tennessee, 9/20/09
	at Cincinnati, 11/9/03
<b>Fewest Allowed, Season</b>	
1,536	2011
1,560	2012
1,595	2016
1,681	2014
1,711	2009
<b>Fewest Allowed, Game</b>	
18	at Washington, 9/19/10
24	vs. Tennessee, 11/28/10
27	at N.Y. Jets, 11/26/06
30	at Tennessee, 12/27/15
32	vs. Jacksonville, 1/3/16
<b>Season, Both Teams</b>	
4,119	2005

4,021	2003
3,984	2011
3,842	2014
3,809	2008
<b>Game, Both Teams</b>	
442	Texans 244 vs. Jacksonville 198, 1/2/11
387	Texans 67 at Seattle 320, 10/16/05
380	Texans 140 at Cincinnati 240, 11/9/03
367	Texans 249 at Oakland 118, 10/3/10
360	Texans 132 vs. Kansas City 228, 10/17/10
<b>Fewest, Season, Both Teams</b>	
3,186	2009
3,411	2007
3,436	2002
3,589	2017
3,643	2006
<b>Fewest, Game, Both Teams</b>	
52	Texans 25 at N.Y. Jets 27, 11/26/06
76	Texans 58 at Washington 18, 9/19/10
89	Texans 45 at Arizona 44, 10/11/09
141	Texans 24 vs. N.Y. Giants 117, 10/10/10

### ATTEMPTS

<b>Season</b>	
551	2014
546	2011
508	2012
481	2004
472	2015
448	2017
437	2005
<b>Game</b>	
54	at Cleveland, 11/16/14
48	at Jacksonville, 9/16/12
47	at Tennessee, 10/23/11
46	vs. Tampa Bay, 9/27/15
	at Oakland, 9/14/14
44	3x - last: vs. Atlanta, 12/4/11
<b>Fewest, Season</b>	
414	2013
417	2007
421	2003
423	2010
424	2002
<b>Fewest, Game</b>	
12	vs. Tennessee, 10/21/07
13	vs. N.Y. Jets, 9/13/09
14	at N.Y. Jets, 11/26/06
15	vs. N.Y. Giants, 10/10/10
<b>Season, Opponent</b>	
533	2003
509	2002



## REGULAR SEASON TEAM RECORDS

506	2005
454	2013
446	2006
<b>Game, Opponent</b>	
57	at Cincinnati, 11/9/03
47	at San Francisco, 1/1/06
46	at Washington, 12/22/02
43	vs. Cincinnati, 11/23/14
42	7x - last: at N.Y. Giants, 9/21/14
<b>Fewest, Season, Opponent</b>	
378	2011
388	2015
390	2012
396	2009
<b>Fewest, Game, Opponent</b>	
10	vs. New Orleans, 11/29/15
	vs. Indianapolis, 9/12/10
11	at Tennessee, 12/27/15
12	vs. Baltimore, 10/21/12
	vs. Tennessee, 11/28/10
	vs. Jacksonville, 10/31/04

### RUSHING AVERAGE

<b>Season</b>	
4.83	2010
4.48	2011
4.27	2008
4.21	2013
4.11	2017
4.08	2016
<b>Game</b>	
7.37	at Cincinnati, 11/9/03 (19-140)
7.32	at Detroit (OT), 11/22/12 (28-205)
7.23	vs. Buffalo, 11/19/06 (26-188)
7.1	at Indianapolis, 11/16/08 (21-149)
7.08	vs. Tennessee, 11/28/04 (25-177)
<b>Lowest, Season</b>	
3.18	2002
3.47	2009
3.67	2015
3.8	2007
<b>Lowest, Game</b>	
1.21	at Buffalo, 11/16/03 (28-34)
1.27	vs. Tennessee, 12/29/02 (22-28)
1.42	at Pittsburgh, 12/8/02 (26-37)
1.6	vs. N.Y. Giants, 10/10/10 (15-24)
1.61	vs. Buffalo, 9/28/14 (23-37)
<b>Season, Opponent</b>	
4.55	2005
4.47	2008
4.45	2003
4.42	2004

4.38	2006
<b>Game, Opponent</b>	
9.6	at Tennessee, 9/20/09 (25-240)
9.38	at Jacksonville, 10/14/07 (26-244)
8.64	vs. Jacksonville, 12/28/14 (14-121)
7.92	at Tennessee, 12/3/17 (25-198)
7.62	at Seattle, 10/16/05 (42-320)
<b>Lowest, Season, Opponent</b>	
3.97	2017
4	2014
	2012
4.04	2010
4.06	2011
4.1	2002
<b>Lowest, Game, Opponent</b>	
1.04	at N.Y. Jets, 11/26/06 (26-27)
1.06	at Washington, 9/19/10 (17-18)
1.57	at Seattle, 10/29/17 (21-33)
2	vs. Tennessee, 11/28/10 (12-24)
2.06	vs. Baltimore, 12/21/14 (16-33)

### RUSHING TOUCHDOWNS

<b>Season</b>	
20	2010
19	2012
18	2011
16	2008
	2004
<b>Game</b>	
4	vs. New England, 12/1/13
3	13x - last: at Jacksonville, 12/7/14
<b>Season, Opponent</b>	
21	2005
18	2008
17	2009
16	2010
	2006
<b>Game, Opponent</b>	
5	at Seattle, 10/16/05
4	at Atlanta, 10/4/15
	vs. Jacksonville, 9/27/09
	vs. Jacksonville, 12/24/05

### 100-YARD RUSHING GAMES BY AN INDIVIDUAL

<b>Season</b>	
11	2011
8	2014
	2010
7	2012
5	2008
	2004
<b>Season, Opponent</b>	

## REGULAR SEASON TEAM RECORDS

10	2005
7	2004
	2003
6	2007
5	2008
	2002

### CONSECUTIVE GAMES WITH A RUSHING TOUCHDOWN

#### Texans

7	at Oakland 10/3/10 – at N.Y. Jets 11/21/10 vs. Tennessee 11/28/04 – at Buffalo 9/11/05
6	at Tennessee 10/23/11 – vs. Atlanta 12/4/11
5	vs. Tennessee 9/30/12 – vs. Buffalo 11/4/12 vs. Carolina 12/18/11 – at Jacksonville 9/16/12 at Oakland 12/3/06 – vs. Cleveland 12/31/06

#### Opponent

6	at Pittsburgh 9/7/08 – vs. Detroit 10/19/08
5	at Baltimore 11/27/17 – vs. Pittsburgh 12/25/17 at Philadelphia 12/2/10 – vs. Jacksonville 1/2/11 at Washington 9/19/10 – vs. Kansas City 10/17/10 at Buffalo 11/1/09 – at Jacksonville 12/6/09 at Dallas 10/15/06 – at Jacksonville 11/12/06 at Jacksonville 11/6/05 – at Baltimore 12/4/05 at New Orleans 9/14/03 – vs. N.Y. Jets 10/19/03

## PASSING

### NET YARDS PASSING

#### Most, Season

4,654	2009
4,267	2008
4,144	2010
3,833	2015
3,830	2012

#### Most, Game

504	vs. Jacksonville (OT), 11/18/12
468	at Washington (OT), 9/19/10
408	at Green Bay, 12/7/08
403	vs. Oakland, 10/9/11
385	at Cincinnati, 10/18/09

#### Fewest, Season

2,225	2002
2,237	2005
2,655	2003
2,778	2006
3,246	2004

#### Fewest, Game

-5	at Oakland, 12/3/06
6	vs. Indianapolis, 10/23/05
10	at Pittsburgh, 12/8/02

25	at Buffalo, 9/11/05
29	at San Diego, 9/15/02

#### Most Allowed, Season

4,280	2010
3,999	2017
3,890	2014
3,712	2003
3,682	2007

#### Most Allowed, Game

446	at Seattle, 10/29/17
421	at Tennessee, 10/12/03
419	at Detroit (OT), 11/22/12 vs. Indianapolis, 9/12/10
403	at Washington, 9/19/10
397	vs. Denver, 12/22/13

#### Fewest Allowed, Season

3,035	2011
3,123	2013
3,141	2002
3,226	2016
3,336	2015

#### Fewest Allowed, Game

31	at Jacksonville, 12/26/04
52	at Jacksonville, 9/16/12
83	vs. Jacksonville, 12/18/16
86	at Tennessee, 10/29/06
90	vs. Jacksonville, 10/30/11

#### Most, Season, Both Teams

8,424	2010
8,141	2009
7,756	2015
7,690	2008
7,643	2017

#### Most, Game, Both Teams

876	Texans 504 vs. Jacksonville 378 (OT), 11/18/12
871	Texans 468 at Washington 403 (OT), 9/19/10
813	Texans 367 at Seattle 446, 10/29/17
788	Texans 367 at Tennessee 421, 10/12/03
746	Texans 358 vs. Minnesota 388 (OT), 10/10/04

#### Fewest, Season, Both Teams

5,366	2002
5,758	2005
6,222	2006
6,367	2003
6,541	2011

#### Fewest, Game, Both Teams

153	Texans 122 at Jacksonville 31, 12/26/04
172	Texans 29 at San Diego 143, 9/15/02
184	Texans -5 at Oakland 189, 12/3/06
189	Texans 25 at Buffalo 164, 9/11/05
218	Texans 93 at New England 125, 12/14/06

# REGULAR SEASON TEAM RECORDS

## GROSS YARDS PASSING

### Most, Season

4,803	2009
4,079	2015
4,474	2008
4,370	2010
4,183	2013

### Most, Game

527	vs. Jacksonville (OT), 11/18/12
497	at Washington (OT), 9/19/10
416	vs. Oakland, 10/9/11
414	vs. Green Bay, 12/7/08
402	at Seattle, 10/29/17

### Fewest, Season

2,636	2002
2,661	2005
2,841	2003
3,032	2006
3,460	2014

### Fewest, Game

32	at Oakland, 12/3/06
33	at Pittsburgh, 12/8/02
48	vs. Indianapolis, 10/23/05
64	at Tampa Bay, 12/14/03
70	at Buffalo, 9/18/05

### Most Allowed, Season

4,499	2010
4,141	2014
3,999	2017
3,881	2012
3,878	2007

### Most Allowed, Game

452	at Seattle, 10/29/17
441	at Detroit (OT), 11/22/12
433	vs. Indianapolis, 9/12/10
426	at Washington, 9/19/10
421	at Tennessee, 10/12/03
400	vs. Denver 12/22/13
	at Indianapolis, 9/17/06

### Fewest Allowed, Season

3,322	2011
3,310	2013
3,378	2002
3,598	2008
3,635	2006

### Fewest Allowed, Game

54	at Jacksonville, 12/26/04
76	at Jacksonville, 9/16/12
87	at Tennessee, 10/29/06
97	vs. Jacksonville, 10/30/11
109	at Tennessee, 11/10/02

## PASS ATTEMPTS

### Most, Season

633	2013
619	2015
593	2009
583	2016
574	2010

### Most, Game

62	vs. Baltimore (OT), 12/13/10
58	at Carolina, 9/20/15
58	at Jacksonville, 12/5/13
57	at Atlanta, 10/4/15
55	vs. Jacksonville (OT), 11/18/12
54	at Tennessee Titans, 12/19/10
	at N.Y. Jets, 11/26/06

### Fewest, Season

439	2003
447	2002
449	2005
467	2011
471	2004

### Fewest, Game

9	vs. Indianapolis, 10/23/05
10	at Pittsburgh, 12/8/02
14	at Oakland, 12/3/06
15	at Tampa Bay, 11/13/11
	vs. Cleveland, 12/31/06

### Most, Season, Opponent

581	2012
548	2009
547	2010
553	2015
546	2007

### Most, Game, Opponent

61	at Detroit (OT), 11/22/12
58	at Pittsburgh, 12/8/02
57	vs. Indianapolis, 9/12/10
55	at Miami, 12/27/09
53	at Jacksonville, 10/18/15

### Fewest, Season, Opponent

469	2005
471	2008
484	2013
501	2017
502	2003

### Fewest, Game, Opponent

11	at San Diego, 10/28/07
15	at San Francisco, 10/6/13
	at Tennessee, 10/29/06
16	vs. St. Louis, 10/13/13
18	at Minnesota, 11/2/08



# REGULAR SEASON TEAM RECORDS

at Pittsburgh, 9/7/08

## PASS COMPLETIONS

### Most, Season

399	2009
371	2013
367	2008
365	2010
358	2015

### Most, Season

399	2009
371	2013
367	2008
365	2010
358	2015

### Most, Game

43	vs. Jacksonville (OT), 11/18/12
39	at N.Y. Jets, 11/26/06
38	at Washington (OT), 9/19/10
35	at Tennessee, 12/19/10
	at Arizona, 10/11/09

### Fewest, Season

235	2002
248	2003
270	2005
286	2004
288	2011

### Fewest, Game

3	at Pittsburgh, 12/8/02
6	vs. Indianapolis, 10/23/05
	at San Diego, 9/15/02
7	at Oakland, 12/3/06
8	vs. Pittsburgh, 12/25/17

### Most, Season, Opponent

363	2014
361	2007
354	2010
344	2009
	2004

### Most, Game, Opponent

40	vs. Indianapolis, 9/12/10
36	vs. Minnesota, 10/10/04
35	at Miami, 12/27/09
34	at Indianapolis, 11/8/09

### Fewest, Season, Opponent

279	2011
281	2002
287	2013
294	2008
297	2003

### Fewest, Game, Opponent

6	at San Francisco, 10/6/13
---	---------------------------

7 at San Diego, 10/28/07

at Tennessee, 10/29/06

8 vs. Tennessee, 12/29/02

9 at Jacksonville, 9/16/12

## TOUCHDOWN PASSES

### Most, Season

29	2015
	2009
28	2017
24	2007
	2010
22	2014
	2012

### Most, Game

6	vs. Tennessee, 11/30/14
5	vs. Kansas City, 10/8/17
	vs. Jacksonville (OT), 11/18/12
4	at Seattle, 10/29/17
	vs. Tennessee, 10/1/17
	at Denver, 9/23/12
	at Cincinnati, 10/18/09
	at Tennessee, 9/20/09
	vs. Tennessee, 10/21/07

### Most, Season, Opponent

33	2010
30	2017
32	2004
29	2013
	2012
28	2014

### Most, Game, Opponent

6	vs. Green Bay, 10/14/12
5	at Indianapolis, 11/14/04
	vs. Minnesota (OT), 10/10/04
	vs. New England, 9/24/17
4	10x - last: at Seattle, 10/29/17

## CONSECUTIVE GAMES WITH A PASSING TOUCHDOWN

### Texans

16	at Jacksonville 11/14/10 – vs. Jacksonville 10/30/11
14	vs. Baltimore 12/21/14 – at Buffalo 12/06/15
12	at Indianapolis 11/8/09 – at Oakland 10/3/10
	at Jacksonville 10/14/07 – vs. Jacksonville 12/30/07
10	vs. Pittsburgh 9/18/05 – at Indianapolis 11/13/05

### Opponent

22	at Oakland 9/14/14 – at Miami 10/25/15
12	vs. Cleveland 1/2/05 – vs. St. Louis 11/27/05

## FIRST DOWNS

# REGULAR SEASON TEAM RECORDS

## FIRST DOWNS

### Most, Season

360	2010
341	2012
340	2009
	2008
335	2015

### Most, Game

39	vs. Jacksonville (OT), 11/18/12
33	vs. Tennessee, 10/1/17
30	vs. Tampa Bay, 9/27/15
29	at Cleveland, 11/15/14
	vs. Seattle, 9/29/13
	at Tennessee, 10/23/11
	at Washington (OT), 9/19/10
	vs. New England, 1/3/10
	vs. Detroit, 10/19/08

### Fewest, Season

208	2002
237	2003
243	2005
282	2006
295	2007

### Fewest, Game

3	at Pittsburgh, 12/8/02
7	at Tampa Bay, 12/14/03
	at Jacksonville, 12/7/03
	at San Diego, 9/15/02
	vs. New England, 12/13/15

### Most Allowed, Season

352	2010
348	2005
336	2003
329	2014
325	2007

### Most Allowed, Game

34	at Indianapolis, 9/17/06
33	at Indianapolis, 12/23/07
31	at Seattle, 10/16/05
30	4x - last: vs. Philadelphia, 11/2/14

### Fewest Allowed, Season

270	2011
272	2016
281	2015
282	2013
291	2002
292	2012

### Fewest Allowed, Game

6	at Jacksonville, 12/26/04
8	at Chicago, 11/11/12
	vs. Oakland, 10/4/09

9	vs. Tennessee, 10/1/17
	at Jacksonville, 9/16/12
	vs. Tennessee, 11/28/10
	at Buffalo, 11/1/09
	vs. Jacksonville, 12/18/16

### Most, Season, Both Teams

712	2010
642	2014
640	2009
	2008
633	2012

### Most, Game, Both Teams

56	Texans 39 vs. Jacksonville 17 (OT), 11/18/12
55	Texans 26 at Detroit 29 (OT), 11/22/12
	Texans 27 vs. Indianapolis 28, 11/29/09
53	Texans 29 at Browns 24, 11/16/14
52	Texans 18 at Indianapolis 34, 9/17/06

### Fewest, Season, Both Teams

499	2002
573	2003
589	2013
591	2011
	2005

### Fewest, Game, Both Teams

21	Texans 13 at Chicago 8, 11/11/12
23	Texans 9 at Jacksonville 14, 11/27/11
	Texans 10 at Indianapolis 13, 12/1/02
	Texans 7 at San Diego 16, 9/15/02
24	Texans 16 vs. Oakland 8, 10/4/09
	Texans 13 vs. Dallas 11, 9/8/02

## RUSHING FIRST DOWNS

### Most, Season

131	2011
118	2010
114	2012
108	2014
106	2008
	2006

### Most, Game

16	at Jacksonville, 9/16/12
15	vs. Indianapolis, 9/12/10
14	vs. Cleveland, 11/6/11
	at Tennessee, 10/23/11
	vs. Indianapolis, 12/24/06

### Fewest, Season

59	2002
86	2017
	2003
89	2005
90	2013
90	2015

# REGULAR SEASON TEAM RECORDS

## Fewest, Game

1	vs. Tennessee, 11/1/15
	vs. Minnesota, 12/23/12
	vs. Tennessee, 11/23/09
	vs. Tampa Bay, 12/9/07
	vs. Tennessee, 10/21/07
	at Dallas, 10/15/06
	at Pittsburgh, 12/8/02

## Most, Season, Opponent

130	2003
123	2005
116	2002
115	2006
114	2008

## Most, Game, Opponent

19	at Seattle, 10/16/05
16	at Cincinnati, 11/9/03
15	vs. Jacksonville, 1/2/11
	vs. Kansas City, 11/20/05
	at Washington, 12/22/02

## Fewest, Season, Opponent

73	2011
79	2015
88	2017
	2013
89	2004
91	2009

## Fewest, Game, Opponent

1	vs. Arizona, 11/19/17
	at New England, 9/24/17
	vs. Jacksonville, 1/3/16
	at Tennessee, 12/27/15
	vs. Baltimore, 12/21/14
	at Tennessee, 10/26/14
	vs. Tennessee, 11/28/10
	vs. Oakland, 10/4/09
	at Carolina, 9/16/07

## PASSING FIRST DOWNS

## Most, Season

231	2009
222	2010
210	2015
210	2008
205	2012

## Most, Game

26	vs. Jacksonville (OT), 11/18/12
23	at Washington (OT), 9/19/10
21	vs. Baltimore (OT), 12/13/10
	at Cincinnati, 10/18/09
20	vs. Seattle, 9/29/13
	at Tennessee, 12/19/10

## Fewest, Season

119	2002
127	2003
142	2005
156	2006
171	2014

## Fewest, Game

1	at Pittsburgh, 12/8/02
	vs. Indianapolis, 9/22/02
2	at Oakland, 12/3/06
3	at Tampa Bay, 12/14/03
4	8x - last: vs. New England, 12/13/15

## Most, Season, Opponent

211	2010
206	2014
197	2007
194	2004
188	2005

## Most, Game, Opponent

21	vs. Kansas City, 10/8/17
	at Detroit (OT), 11/22/12
	at Indianapolis, 11/16/08
	at Indianapolis, 9/17/06
	vs. Minnesota (OT), 10/10/04

## Fewest, Season, Opponent

155	2002
158	2013
166	2011
167	2008
	2012

## Fewest, Game, Opponent

2	at Jacksonville, 12/26/04
4	vs. Jacksonville, 12/28/14
	at Chicago, 11/11/12
	at Jacksonville, 9/16/12

## FIRST DOWNS BY PENALTY

## Most, Season

47	2017
35	2015
34	2014
30	2002
24	2008
	2003

## Most, Game

8	vs. Jacksonville, 9/10/17
6	vs. Cincinnati, 11/3/02
5	at Los Angeles, 11/12/17
	at Carolina, 9/20/15
	vs. St. Louis, 10/13/13
	vs. Tennessee, 12/14/08
	vs. Dallas, 9/8/02



## REGULAR SEASON TEAM RECORDS

### Fewest, Season

9	2007
12	2005
14	2011
16	2009
19	2013

### Most, Season, Opponent

37	2017
	2005
36	2013
34	2014
	2009
31	2012
	2011

### Most, Game, Opponent

7	at Jacksonville, 12/5/13
6	vs. Indianapolis, 10/8/15
	at Indianapolis, 12/22/11
	at Indianapolis, 11/8/09

### Fewest, Season, Opponent

19	2008
20	2002
21	2007
	2004

## FIELD GOALS

### FIELD GOALS

### Most, Season

32	2011
31	2012
30	2014
29	2008
27	2010

### Fewest, Season

17	2004
	2002
18	2003
19	2006
20	2017
21	2009

### Most Attempted, Season

38	2012
	2011
35	2014
	2013
34	2005

### Fewest Attempted, Season

22	2003
24	2004
	2002

25 2017

2006

27 2015

### Most Attempted, Game

7	at Miami, 9/7/03
6	vs. Baltimore, 12/21/14
	vs. Indianapolis, 12/16/12
5	5x - last: vs. Jacksonville (OT), 11/18/12

### Most Converted, Game

6	vs. Baltimore, 12/21/14
5	vs. Indianapolis, 12/16/12
	vs. Miami, 10/7/07
	at Baltimore, 12/4/05
	at Miami, 9/7/03

### Consecutive Games Scoring Field Goals

19	9/22/13 - 10/5/14
17	10/23/11 - 10/21/12
15	11/1/10 - 10/9/11
10	11/13/05 - 9/17/06

### Most Field Goals Made, Season, Opponent

33	2017
30	2013
	2011
28	2007
	2005
	2003

### Fewest Field Goals Made, Season, Opponent

20	2015
	2009
21	2012
	2010
22	2004

### Most Field Goals Attempted, Season, Opponent

36	2011
35	2017
	2013
	2003
34	2002

### Fewest Field Goals Attempted, Season, Opponent

22	2014
23	2009
24	2012
26	2015
27	2010

### Most Field Goals Attempted, Game, Opponent

8	vs. Tennessee, 10/21/07*
5	6x - last: at Indianapolis, 12/22/11

### Most Field Goals Converted, Game, opponent

8	vs. Tennessee, 10/21/07*
5	at Baltimore, 10/16/11
	at Buffalo, 9/11/05
	vs. Cleveland, 1/2/05

# REGULAR SEASON TEAM RECORDS

\* NFL record.

## Most Field Goals Converted, Game, Both Teams

9 Texans 5 vs. Miami 4, 10/7/07

8 Texans 0 vs. Tennessee 8\*, 10/21/07

\* NFL record.

## PUNTING

### PUNTS

#### Most, Season

116 2002

97 2003

96 2015

92 2017

88 2013

2012

#### Most, Game

11 at Jacksonville, 12/17/17

at Indianapolis, 12/1/02

10 6x - last: at Tennessee, 12/2/12

#### Fewest, Season

53 2008

55 2007

63 2010

67 2009

73 2004

#### Fewest, Game

1 at Buffalo, 11/1/09

vs. Miami, 10/7/07

2 29x - last: vs. Tennessee, 10/1/17

#### Most Punts, Season, opponent

101 2015

98 2002

92 2012

91 2013

#### Most Punts, Game, Opponent

11 vs. Oakland, 11/17/13

10 at San Francisco, 1/1/06

at San Diego, 9/15/02

#### Fewest Punts, Season, Opponent

59 2007

63 2005

65 2006

67 2010

2008

#### Fewest Punts, Game, Opponent

0 vs. Jacksonville, 10/14/07

vs. Indianapolis, 10/23/05

1 5x - last: at Indianapolis, 11/16/08

#### Most Punts, Season, Both Teams

214 2002

197 2015

180 2012

179 2013

173 2017

172 2003

167 2014

#### Most Punts, Game, Both Teams

20 Texans 9 vs. Oakland 11, 11/17/13

Texans 11 at Indianapolis 9, 12/1/02

Texans 10 at San Diego 10, 9/15/02

19 Texans 10 at Jacksonville 9, 11/27/11

Texans 10 vs. Dallas 9, 9/8/02

#### Fewest Punts, Season, Both Teams

114 2007

120 2008

130 2010

140 2005

141 2006

#### Fewest Punts, Game, Both Teams

2 Texans 2 at Jacksonville 0, 10/14/07

3 Texans 2 at Indianapolis 1, 11/16/08

Texans 1 vs. Miami 2, 10/7/07

Texans 2 at Indianapolis 1, 12/24/06

### PUNT YARDS

#### Most Yards, Season

4,720 2002

4,533 2015

4,507 2017

4,189 2013

4,150 2012

4,028 2003

#### Most Yards, Game

518 at Jacksonville, 12/17/17

488 at Tennessee, 12/2/12

442 vs. Oakland, 11/17/13

440 at Cincinnati, 9/14/17

436 at Jacksonville, 11/27/11

435 at Indianapolis, 12/1/02

#### Fewest Yards, Season

2,240 2008

2,296 2007

2,650 2010

2,866 2009

2,990 2005

#### Fewest Yards, Game

39 at Buffalo, 11/1/09

47 vs. Miami, 10/7/07

59 vs. Cincinnati, 10/26/08

59 vs. Carolina, 12/18/11

64 vs. Jacksonville, 12/24/05

#### Most Yards, Season, Opponent

## REGULAR SEASON TEAM RECORDS

4,693	2015
4,176	2012
4,161	2013
3,896	2011
3,892	2002
<b>Most Yards, Game, Opponent</b>	
540	vs. Oakland, 11/17/13
470	at Jacksonville, 9/16/12
427	at Tennessee, 12/27/15
427	vs. Oakland, 10/4/09
413	vs. Buffalo, 9/28/14
<b>Fewest Punting Yards, Season, Opponent</b>	
2,528	2005
2,535	2007
2,880	2004
2,930	2010
2,949	2006
<b>Fewest Punting Yards, Game, Opponent</b>	
0	vs. Jacksonville, 10/14/07
	vs. Indianapolis, 10/23/05
39	vs. Pittsburgh, 9/18/05
41	at Seattle, 10/16/05
45	at Indianapolis, 9/14/06
<b>Highest Punting Average, Season</b>	
49	2017, 92 punts
47.6	2013, 88 punts
47.2	2015, 96 punts
47.2	2012, 88 punts
45.8	2014, 84 punts
44	2011, 74 punts
<b>Lowest Punting Average, Season</b>	
38.8	2005, 77 punts
40.7	2002, 116 punts
41.2	2004, 73 punts
41.5	2003, 97 punts
41.6	2006, 76 punts
<b>Highest Punting Average, Game (Minimum 4 punts)</b>	
58.9	at Arizona, 11/10/13, 7 punts
58.5	at New England, 9/24/17, 4 punts
54.5	vs. Indianapolis, 10/9/14, 4 punts
54.2	at Denver, 9/23/12, 5 punts
52.8	vs. Atlanta, 12/4/11, 5 punts
<b>Highest Punting Average, Season, Opponent</b>	
47.3	2017, 81 punts
46.9	2011, 83 punts
46.8	2009, 76 punts
46.5	2015, 101 punts
45.7	2013, 91 punts
<b>Lowest Punting Average, Game (Minimum 4 punts)</b>	
30.7	at Chicago, 12/19/04, 7 punts
33.8	at Indianapolis, 11/14/04, 4 punts
34.2	at Jacksonville, 11/12/06, 5 punts

34.3	at Cleveland, 11/25/07, 4 punts
34.7	vs. Jacksonville, 11/17/02, 6 punts
<b>Highest Punting Average, Game, Opponent (Minimum 4 punts)</b>	
56.8	at Oakland, 12/3/06, 4 punts
	at Dallas, 10/15/06, 4 punts
53.9	at Carolina, 9/20/15, 7 punts
53.4	vs. Oakland, 10/4/09, 8 punts
52.8	at San Diego, 10/28/07, 5 punts
52.2	vs. Jacksonville, 9/16/02, 9 punts
<b>Lowest Punting Average, Season, Opponent</b>	
39.7	2002, 98 punts
40.1	2005, 63 punts
41.7	2004, 69 punts
	2003, 75 punts
43	2007, 59 punts
<b>Lowest Punting Average, Game, Opponent (Minimum 4 punts)</b>	
25.7	at Washington, 12/22/02, 7 punts
31.2	at San Francisco, 1/1/06, 10 punts
31.3	vs. New England, 11/23/03, 4 punts
33	vs. Cleveland, 10/30/05, 4 punts
34	at Cleveland, 11/25/07, 5 punts

## PUNT RETURNS

### PUNT RETURN TOUCHDOWNS

#### Most Touchdowns, Punt Returns

2	2008	Jacoby Jones 73 yards vs. Cincinnati, 10/26/08; Jacoby Jones 70 vs. Miami, 10/12/08
1	2013	Keshawn Martin 87 vs. Oakland, 11/17/13
	2011	Jacoby Jones 79 vs. Indianapolis, 9/11/11
	2002	Avion Black 76 vs. Baltimore, 12/15/02
	2016	Will Fuller V 67 vs. Tennessee, 10/2/16

#### Most Touchdowns, Punt Returns, Opponent

1	2017	Tyreek Hill 82 yards vs. Kansas City, 10/8/17
	2013	Tandon Doss 76 at Baltimore, 9/22/13
	2012	Marcus Thigpen 72 vs. Miami, 9/9/12
	2008	Johnnie Lee Higgins 80 at Oakland, 12/21/08
	2006	Adam Jones 53 at Tennessee, 10/29/06
	2005	Adam Jones 52 at Tennessee, 12/11/05
	2003	Dante Hall 73 vs. Kansas City, 9/21/03

### PUNT RETURNS

#### Most, Season

53	2002
52	2015
51	2011
45	2009
42	2013

#### Most, Game

7	vs. Oakland, 11/17/13
	at Jacksonville, 11/27/11



## REGULAR SEASON TEAM RECORDS

	vs. Oakland, 10/4/09
	at Baltimore, 12/4/05
6	at Carolina, 9/20/15
	at Jacksonville, 9/16/12

### Fewest, Season

23	2006
30	2005
32	2008
33	2007
34	2014

### Most Returns, Season, Opponent

60	2015
58	2002
49	2017
48	2012
43	2013
	2003

### Most Returns, Game, Opponent

7	vs. Dallas, 9/8/02
6	9x - last: vs. Cleveland, 10/15/17

### Fewest Punt Returns, Season, Opponent

19	2007
21	2008
24	2009
29	2010
30	2004

## PUNT RETURN YARDS

### Most Yards, Season

529	2011
512	2002
449	2009
414	2012
386	2008

### Most Yards, Game

125	vs. Oakland, 11/17/13
100	at Arizona, 10/11/09
92	vs. Baltimore, 12/15/02
91	at Jacksonville, 11/27/11
	vs. Indianapolis, 9/11/11

### Fewest Yards, Season

208	2014
223	2005
235	2010
242	2006
266	2003

### Fewest Yards, Game

-12	vs. Detroit, 10/19/08
-6	at Denver, 11/7/04
-4	at Tennessee, 12/2/07
-3	at Philadelphia, 12/2/10

### Most Punt Return Yards, Season, Opponent

612	2015
608	2017
530	2013
483	2012
407	2003
396	2014

### Most Punt Return Yards, Game, Opponent

93	at Baltimore, 9/22/13
82	vs. Pittsburgh, 12/25/17
80	2x - last: at Oakland, 12/21/08
76	vs. Miami, 9/9/12
74	at Arizona, 11/10/13
73	vs. Kansas City, 9/21/03

### Fewest Punt Return Yards, Season, Opponent

104	2009
151	2007
219	2005
233	2010
235	2008

### Fewest Punt Return Yards, Game, Opponent

-4	vs. Oakland, 10/4/09
-3	at Pittsburgh, 9/7/08
-2	at San Diego, 9/15/02
-1	at Indianapolis, 12/1/02

## PUNT RETURN AVERAGE

### Highest Average, Season

12.06	2008
10.89	2012
10.52	2006
10.37	2011
9.98	2009

### Highest Average, Game (Minimum 4 returns)

21.75	vs. Miami, 10/12/08
20	at Arizona, 10/11/09
18.25	at Buffalo, 11/1/09
17.86	vs. Oakland, 11/17/13
16.75	at Tennessee, 12/2/12

### Lowest Average, Season

6.12	2014
6.65	2010
6.71	2003
7.25	2015
7.43	2005
8.23	2004

### Lowest Average, Game (Minimum 4 returns)

1.8	vs. Tennessee (OT), 9/15/13
2.25	vs. Baltimore, 10/21/12
2.5	at Tampa Bay, 11/13/11
3	at Miami, 9/7/03
3.4	vs. Tampa Bay, 9/27/15

### Highest punt return Average, Season, opponent

## REGULAR SEASON TEAM RECORDS

12.41	2017
12.38	2014
12.32	2013
11.19	2008
10.2	2015
<b>Highest punt return Average, Game , opponent (Minimum 4 returns)</b>	
19.8	vs. Kansas City, 10/8/17
17.25	at Jacksonville, 10/27/02
16.8	at Indianapolis, 12/20/15
16.4	vs. Pittsburgh, 12/25/17
16.3	at Cincinnati, 9/14/2017
16	vs. Indianapolis, 9/22/02
<b>Lowest Punt Return Average, Season, Opponent</b>	
4.33	2009
5.66	2002
6.64	2005
7.64	2006
7.95	2007
<b>Lowest Punt Return Average, Game, Opponent (Minimum 4 returns)</b>	
-0.33	at San Diego, 9/15/03
-0.18	at Indianapolis, 12/1/02
1	at Jacksonville, 11/27/11
1.43	vs. Dallas, 9/8/02
3.17	at Miami, 10/25/15

### KICKOFF RETURNS

#### KICKOFF RETURN TOUCHDOWNS

<b>Most Touchdowns, Kickoff Returns, Season</b>	
4	2007
2	2005
1	2009
<b>Most Touchdowns, Kickoff Returns, Game</b>	
2	André Davis 104 and 97 yards vs. Jacksonville, 12/30/2007
1	Jacoby Jones 95 vs. Oakland, 10/4/09
	André Davis 97 vs. Tampa Bay, 12/9/07
	Jerome Mathis 84 vs. Indianapolis, 9/23/07
	Jerome Mathis 99 vs. Kansas City, 10/23/05
	Jerome Mathis 89 vs. Indianapolis, 10/23/05
<b>Most Touchdowns, Kickoff Returns, Season, Opponent</b>	
1	2013
	2012
	2010
	2006
	2004
	2002
<b>Most Touchdowns, Kickoff Returns, Game, Opponent</b>	
1	Deji Karim 101 yards at Indianapolis, 12/30/12
	Joe McKnight 100 at N.Y. Jets, 10/8/12
	David Reed 103 vs. Baltimore (OT), 12/13/10
	Ellis Hobbs 93 at New England, 12/17/06

Eddie Drummond 99 at Detroit, 9/19/04

André Davis 95 at Cleveland, 10/20/02

### KICKOFF RETURNS

#### Most, Season

84	2005
80	2003
77	2002
74	2007
72	2008

#### Most, Game

8	4x - last: at Indianapolis, 11/16/08
7	20x - last: at N.Y. Jets, 11/21/10

#### Fewest, Season

18	2015
20	2014
29	2011
44	2012
51	2013

#### Most Returns, Season, Opponent

73	2008
72	2010
71	2009
69	2007
62	2012

#### Most Returns, Game, Opponent

7	7x - last: vs. Baltimore, 10/21/12
---	------------------------------------

#### Fewest Returns, Season, Opponent

27	2017
39	2013
40	2015
45	2014
46	2011
52	2006
	2002

### KICKOFF RETURN YARDS

#### Most Yards, Season

2,173	2005
1,961	2007
1,700	2003
1,609	2006
1,550	2008

#### Most Yards, Game

278	vs. Kansas City, 11/20/05
266	vs. Indianapolis, 10/23/05
234	vs. Jacksonville, 12/30/07
233	vs. Indianapolis, 9/23/07
207	at Indianapolis, 11/16/08

#### Fewest Yards, Season

422	2014
430	2015

## REGULAR SEASON TEAM RECORDS

558	2017
730	2011
953	2012
1,257	2013
<b>Most Return Yards, Season, Opponent</b>	
1,741	2010
1,630	2008
1,597	2009
1,595	2012
1,593	2007
<b>Most Return Yards, Game, Opponent</b>	
233	vs. Baltimore (OT), 12/13/10
201	vs. Baltimore, 10/21/12
199	vs. Oakland, 10/3/04
191	vs. Miami, 10/7/07
189	at Buffalo, 11/1/09
<b>Fewest Return Yards, Season, Opponent</b>	
547	2017
977	2015
1,004	2013
1,030	2011
1,135	2016
1,149	2003

### KICKOFF RETURN AVERAGE

<b>Highest Average, Season</b>	
26.5	2007
25.9	2005
25.2	2011
24.7	2013
23.9	2015
<b>Highest Average, Game (Minimum 4 returns)</b>	
46.8	vs. Jacksonville, 12/30/07
38.0	vs. Indianapolis, 10/23/05
35.4	vs. Cleveland, 10/30/05
34.8	vs. Kansas City, 11/20/05
33.3	vs. Indianapolis, 9/23/07
<b>Lowest Average, Season</b>	
19.8	2010
19.9	2002
20.7	2017
21.0	2004
21.1	2014
21.3	2003
<b>Lowest Average, Game (Minimum 4 returns)</b>	
11.8	at Cincinnati, 12/11/11
12.7	at N.Y. Jets, 11/21/11
13.3	vs. Jacksonville, 12/24/05
13.5	at Detroit, 9/19/04
13.7	at Jacksonville, 10/14/07
<b>Highest Return Average, Season, Opponent</b>	
26.0	2014

25.7	2013
25.7	2012
24.4	2015
24.2	2010
<b>Highest Return Average, Game, Opponent (Minimum 4 returns)</b>	
42.5	at Indianapolis, 12/30/12
42.0	at Cleveland, 10/20/02
39.3	at Detroit, 9/19/04
38.8	vs. Baltimore (OT), 12/13/10
36.3	vs. Tennessee, 10/9/05
<b>Lowest Return Average, Season, Opponent</b>	
20.26	2017
21.68	2005
21.71	2003
22.23	2002
22.33	2008
22.39	2011
<b>Lowest Return Average, Game, Opponent (Minimum 4 returns)</b>	
13.0	vs. Buffalo, 11/4/12
14.3	at Jacksonville, 10/30/11
15.0	vs. Green Bay, 11/21/04
15.8	vs. Dallas, 9/8/02
16.0	at Green Bay, 12/7/08

### FUMBLES

#### FUMBLES

<b>Most Fumbles, Season</b>	
34	2002
30	2005
28	2008
	2006
26	2007
25	2017
<b>Most Fumbles, Game</b>	
6	at Green Bay, 12/7/08
5	at Baltimore, 12/4/05
	at Jacksonville, 11/6/05
4	10x - last: vs. Arizona, 11/19/17
3	vs. Jacksonville, 9/10/17
<b>Most Fumbles, Season, Opponent</b>	
27	2009
24	2014
	2007
	2005
23	2012
	2002
<b>Most Fumbles, Game, Opponent</b>	
5	at Chicago, 12/19/04
4	6x - last: at Oakland, 9/14/14



## REGULAR SEASON TEAM RECORDS

### FUMBLES LOST

#### Most Fumbles Lost, Season

17	2007
14	2002
12	2008
	2006
11	2017

#### Most Fumbles Lost, Game

3	at Atlanta, 10/4/15
	at Cincinnati, 12/11/11
	at Green Bay, 12/7/08
	vs. Tennessee, 10/21/07
	at Tennessee, 10/29/06
	vs. Jacksonville, 9/10/17

#### Most Fumbles Lost, Season, Opponent

14	2014
	2012
	2007
13	2009
11	2015
	2006
	2002

#### Most Fumbles Lost, Game, Opponent

3	at Tennessee, 12/27/15
	at Tennessee, 12/2/12
	vs. Oakland, 10/4/09
	at Jacksonville, 10/14/07
	at Oakland, 12/3/06
	at Pittsburgh, 12/8/02

### FUMBLE RECOVERY TOUCHDOWNS

#### Most Touchdowns, Fumble Recovery, Season

3	2007
	2004
2	2017
	2009
	2006
1	2015
	2014
	2011
	2002

#### Most Touchdowns, Fumble Recovery, Game

1	Lamarr Houston 24 vs. Indianapolis, 11/5/17
	Jadeveon Clowney 22 at New England, 9/24/17
	Quintin Demps 33 at Tennessee, 12/27/15
	J.J. Watt 45 vs. Indianapolis, 10/9/14
	Wade Smith 0 (own) at Baltimore, 10/16/11
	Bernard Pollard 0 vs. New England, 1/3/10
	Dominique Barber 48 (own) vs. N.Y. Jets, 9/13/09
	DeMeco Ryans 26 vs. Tennessee, 10/21/07

Kevin Walter 0 at Carolina, 9/16/07

Mario Williams 38 vs. Kansas City, 9/9/07

Anthony Maddox 47 vs. Cleveland, 12/31/06

Demarcus Faggins 58 at Oakland, 12/3/06

Antwan Peek 66 at Jacksonville, 12/26/04

Charlie Anderson 60 at Chicago, 12/19/04

Jamie Sharper 16 vs. Oakland, 10/3/04

Kenny Wright 40 at Pittsburgh, 12/8/02

#### Most Touchdowns, Fumble Recovery, Season, Opponent

2	2013
	2007
	2006

#### Most Touchdowns, Fumble Recovery, Game, Opponent

2	at Atlanta, 10/4/15
---	---------------------

### INTERCEPTIONS

### INTERCEPTIONS

#### Most Interceptions Thrown, Season

22	2013
21	2007
20	2008
18	2003
17	2017
	2009

#### Most Interceptions Thrown, Game

4	vs. Baltimore, 11/9/08
	at San Diego, 10/28/07
	vs. New England, 12/17/06

#### Fewest Interceptions Thrown, Season

9	2011
12	2010
12	2015

#### Most Interceptions Thrown, Season, Opponent

22	2004
20	2014
17	2011
15	2012

#### Most Interceptions Thrown, Game, Opponent

4	at Jacksonville, 11/12/06
	at Tennessee, 10/17/04
3	vs. Cleveland, 10/15/17

#### Fewest Interceptions Thrown, Season, Opponent

7	2013
	2005
10	2002
11	2017
	2007
	2006

### INTERCEPTION RETURN YARDS

## REGULAR SEASON TEAM RECORDS

### Most Interception Return Yards, Season

483	2014
393	2004
333	2012
212	2009
205	2003

### Most Interception Return Yards, Game

135	at Pittsburgh, 12/8/02
118	vs. Tennessee, 9/30/12
102	at Kansas City, 9/26/04
100	vs. Tennessee, 11/30/14
95	vs. Tennessee, 12/21/03

### Most Interception Return Yards, Season, Opponent

400	2017
357	2013
294	2009
277	2002
267	2007
225	2005

### Most Interception Return Yards, Game, Opponent

106	vs. Cincinnati, 11/3/02
103	vs. St. Louis, 10/13/13
99	at Tennessee, 9/21/08
98	at Seattle, 10/29/17
96	at San Diego, 10/28/07

### INTERCEPTION RETURNS FOR TOUCHDOWN

### Most Touchdowns, Interception, Season

4	2014
3	2012
2	2017
	2015
	2004
	2002

### Most Touchdowns, Interception, Game

2	vs. Tennessee, 9/30/12
	at Pittsburgh, 12/8/02

### Most Touchdowns, Interception, Season, Opponent

5	2013
3	2009
	2005
	2003
2	2017
	2010

### Most Touchdowns, Interception, Game, Opponent

1	24x - last: at Seattle, 10/29/17
---	----------------------------------

### TOTAL TURNOVERS

### TAKEAWAYS

### Most Takeaways, Season

34	2014 (20 int., 14 fum. recoveries)
30	2004 (22 int., 8 fum. recoveries)
29	2012 (15 int., 14 fum. recoveries)
27	2009 (14 int., 13 fum. recoveries)
27	2011 (17 int., 10 fum. recoveries)

### Fewest Takeaways, Season

11	2013 (7 int., 4 fum. recoveries)
16	2005 (7 int., 9 fum. recoveries)
18	2010 (13 int., 5 fum. recoveries)
21	2002 (10 int., 11 fum. recoveries)

### Most Takeaways, Game

6	at Tennessee, 12/2/12 (3 int., 3 fum. recoveries)
5	at Pittsburgh, 12/8/02 (2 int., 3 fum. recoveries)
	vs. Jacksonville, 9/28/03 (3 int., 2 fum. recoveries)
	vs. Oakland, 10/3/04 (3 int., 2 fum. recoveries)
	at Oakland, 12/3/06 (2 int., 3 fum. recoveries)
	at Cleveland, 11/23/08 (3 int., 2 fum. recoveries)

### GIVEAWAYS

### Most Giveaways, Season

38	2007 (21 int., 17 fum.)
32	2008 (20 int., 12 fum.)
31	2013 (22 int., 9 fum.)
29	2002 (15 int., 14 fum.)
28	2018 (17 int., 11 fum.)
	2009 (17 int., 11 fum.)

### Fewest Giveaways, Season

17	2012 (13 int., 4 fum.)
18	2010 (12 int., 6 fum.)
20	2015 (12 int., 8 fum.)
20	2011 (9 int., 11 fum.)
22	2014 (13 int., 9 fum.)

### Most Giveaways, Game

6	vs. Tennessee, 10/21/07 (3 int., 3 fum.)
5	at San Diego, 10/28/07 (4 int., 1 fum.)
	at Tennessee (OT), 10/29/06 (2 int., 3 fum.)
	at Buffalo, 9/11/05 (3 int., 2 fum.)
4	at Los Angeles, 11/12/17 (2 int., 2 fum.)
	vs. Jacksonville, 9/11/17 (1 int., 3 fum.)

### SAFETIES

### SAFETIES

### Season

3	2002
2	2009
1	2017
	2014
	2013
	2012

## REGULAR SEASON TEAM RECORDS

2016	
<b>Season, Opponent</b>	
2	2003
	2002
<b>Game</b>	
1	vs. Cleveland, 10/15/17
	vs. Jacksonville, 12/28/14
	vs. Tennessee, 9/15/13
	vs. Baltimore, 10/21/12
	at Jacksonville, 12/6/09
	vs. Oakland, 10/4/09
	vs. Baltimore, 12/15/02
	vs. N.Y. Giants, 11/24/02
	vs. Dallas, 9/8/02
<b>Game, Opponent</b>	
2	at Buffalo, 11/16/03
1	at Indianapolis, 12/31/17
	vs. Cincinnati, 11/23/14
	at Indianapolis, 12/15/13
	at Denver, 9/23/12
	vs. Baltimore, 11/9/08
	at Chicago, 12/19/04
	at Washington, 12/22/02
	vs. Jacksonville, 12/18/16
	at Jacksonville, 10/27/02

### PENALTIES

#### PENALTIES

<b>Most Penalties, Season</b>	
136	2002
121	2003
124	2017
112	2013
108	2012
107	2015
106	2005
	2004
<b>Most Penalties, Game</b>	
14	at Jacksonville, 12/17/17
	at Indianapolis, 12/15/13
	at Jacksonville, 12/5/13
	at Baltimore, 9/22/13
	at Indianapolis, 12/1/02
13	vs. Indianapolis, 10/8/15
	at Indianapolis, 11/8/09
	at Seattle, 10/16/05
<b>Fewest Penalties, Season</b>	
80	2008
82	2007

90	2010
	2006
94	2014
<b>Fewest Penalties, Game</b>	
1	at Tennessee, 12/27/15
	vs. Tennessee, 9/30/12
	vs. Oakland, 10/4/09
	at Oakland, 12/21/08
	vs. Miami, 10/12/08
	vs. Indianapolis, 10/5/08
	at Pittsburgh, 12/8/02
<b>Most Penalties, Season, Opponent</b>	
123	2004
122	2017
116	2015
105	2010
	2005
103	2013
<b>Most Penalties, Game, Opponent</b>	
14	at Cincinnati, 10/2/05
13	vs. Oakland, 10/3/04
	vs. Buffalo, 10/13/02
12	at Tennessee, 12/19/10
	vs. Washington, 9/24/06
<b>Fewest Penalties, Season, Opponent</b>	
81	2008
	2007
88	2011
90	2012
92	2009
<b>Fewest Penalties, Game, Opponent</b>	
0	vs. New England, 12/1/13
1	at N.Y. Jets, 11/26/06
	vs. Cleveland, 10/30/05
<b>Most Penalties, Season, Both Teams</b>	
238	2002
229	2004
223	2015
217	2003
215	2013
<b>Most Penalties, Game, Both Teams</b>	
24	Texans 14 at Baltimore 10, 9/22/13
24	Texans 11 vs. Buffalo 13, 10/13/02
23	Texans 9 at Cincinnati 14, 10/2/05
	Texans 14 at Indianapolis, 12/1/02
<b>Fewest Penalties, Season, Both Teams</b>	
161	2008
163	2007
186	2006
187	2011
	2009
<b>Fewest Penalties, Game, Both Teams</b>	



## REGULAR SEASON TEAM RECORDS

2	Texans 2 vs. New England 0, 12/1/13
3	Texans 1 at Oakland 2, 12/21/08
4	Texans 1 at Tennessee 3, 12/27/15
4	Texans 2 at Jacksonville 2, 9/28/08
5	Texans 1 vs. Miami 4, 10/12/08

### PENALTY YARDS

#### Most Yards Penalized, Season

1,138	2013
1,050	2017
1,011	2002
961	2003
928	2004
910	2015

#### Most Yards Penalized, Game

177	at Jacksonville, 12/5/13
129	vs. Indianapolis, 11/29/09
127	at Jacksonville, 12/17/17
	vs. Tennessee, 12/14/08
125	vs. Indianapolis, 10/8/15
114	at Indianapolis, 12/15/13
113	at Baltimore, 9/22/13

#### Fewest Yards Penalized, Season

636	2007
664	2008
690	2010
761	2006
833	2009

#### Fewest Yards Penalized, Game

3	vs. Tennessee, 9/30/12
5	vs. Oakland, 10/4/09
	vs. Miami, 10/12/08
	vs. Indianapolis, 10/5/08
10	at Tennessee, 9/21/08

#### Most Yards Penalized, Season, Opponent

1,128	2017
991	2015

979	2004
955	2002
863	2012
851	2010

#### Most Yards Penalized, Game, Opponent

128	vs. Buffalo, 10/13/02
126	vs. Washington, 9/24/06
120	at Seattle, 10/29/17
117	2x - last: at Cincinnati, 10/2/05
100	vs. Cincinnati, 11/3/02

#### Fewest Yards Penalized, Season, Opponent

614	2007
659	2008
686	2011
728	2009
767	2003

#### Fewest Yards Penalized, Game, Opponent

0	vs. New England, 12/1/13
5	at N.Y. Jets, 11/26/06
	vs. Cleveland, 10/30/05
9	vs. N.Y. Jets, 10/19/03
10	vs. Chicago, 12/28/08
	at New England, 12/17/06

#### Most Yards Penalized, Season, Both Teams

2,178	2017
1,966	2002
1,947	2013
1,907	2004
1,901	2015
1,736	2012

#### Most Yards Penalized, Game, Both Teams

234	Texans 177 at Jacksonville 57, 12/5/13
207	Texans 90 at Cincinnati 117, 10/2/05
203	Texans 75 vs. Buffalo 128, 10/13/02
200	Texans 113 at Baltimore 87, 9/22/13
197	Texans 80 vs. Dallas 117, 9/8/02

# REGULAR SEASON TEAM RECORDS

## ATTENDANCE

### ATTENDANCE

#### TOP 10 HOME ATTENDANCE

Attendance	Date	Opponent	Result
71,933	9/11/2016	Chicago	W, 23-14
71,908	12/13/2015	New England	L, 27-6
71,899	1/3/2016	Jacksonville	W, 30-6
71,897	11/27/2016	San Diego	L, 21-13
71,891	10/16/2016	Indianapolis	W, 26-23, (OT)
71,890	9/18/2016	Kansas City	W, 19-12
71,882	10/30/2016	Detroit	W, 20-13
71,842	12/25/2017	Pittsburgh	L, 34-6
71,836	12/24/2016	Cincinnati	W, 12-10
71,835	10/8/2017	Kansas City	L, 42-34
71,815	10/3/2016	Tennessee	W, 27-20
	10/15/2017	Cleveland	W, 33-17

#### TOP 10 ROAD ATTENDANCE

Attendance	Date	Opponent	Result
91,159	10/5/2014	Dallas	L, 20-17, (OT)
88,240	9/19/2010	Washington	W, 30-27
79,088	10/8/2012	N.Y. Jets	W, 23-17
78,843	11/21/2010	N.Y. Jets	L, 30-27
78,485	11/5/2006	N.Y. Giants	L, 14-10
77,875	12/5/2004	N.Y. Jets	L, 29-7
77,867	12/4/2016	Green Bay	L, 21-13
77,462	9/21/2014	N.Y. Giants	L, 30-17
77,433	9/26/2004	Kansas City	W, 24-21
76,865	10/24/2016	Denver	L, 27-9

#### OVERALL HOME ATTENDANCE

Year	Games	Total	Average
2002	8	559,322	69,915

2003	8	563,748	70,468
2004	8	565,192	70,649
2005	8	562,397	70,300
2006	8	561,469	70,184
2007	8	564,159	70,520
2008	8	563,364	70,421
2009	8	564,864	70,608
2010	8	568,643	71,081
2011	8	571,969	71,496
2012	8	573,321	71,665
2013	8	573,271	71,659
2014	8	574,132	71,767
2015	8	574,159	71,769
2016	8	574,947	71,868
2017	8	574,197	71,774

#### OVERALL ROAD ATTENDANCE

Year	Games	Total	Average
2002	8	502,400	62,800
2003	8	497,942	62,242
2004	8	544,857	68,107
2005	8	532,541	66,568
2006	8	524,974	65,622
2007	8	515,869	64,483
2008	8	512,254	64,032
2009	8	484,976	60,622
2010	8	539,982	67,498
2011	8	487,733	60,967
2012	8	540,654	67,582
2013	8	530,412	66,302
2014	8	541,851	67,732
2015	8	524,655	65,581
2016	8	480,790	60,099
2017	8	506,250	63,281

# POSTSEASON INDIVIDUAL RECORDS

## TOTAL OFFENSE

### YARDS FROM SCRIMMAGE (RUSHING, RECEIVING)

#### Career

663	Arian Foster, 2009-15
358	Andre Johnson, 2003-14
227	Owen Daniels, 2006-13

#### Season

336	Arian Foster, 2011
327	Arian Foster, 2012
201	Andre Johnson, 2011

#### Game

182	Arian Foster vs. Cincinnati, 1/7/12 (WC)
174	Arian Foster vs. Cincinnati, 1/5/13 (WC)
154	Arian Foster at Baltimore, 1/15/12 (Div)
153	Arian Foster at New England, 1/13/13 (Div)
111	Andre Johnson at Baltimore, 1/15/12 (Div)

#### Game, Opponent

131	Wes Welker at New England, 1/13/13 (Div)
128	Travis Kelce vs. Kansas City, 1/9/16 (WC)
124	Shane Vereen at New England, 1/13/13 (Div)

### COMBINED NET YARDS GAINED (RUSHING, RECEIVING, RETURNS)

#### Career

663	Arian Foster, 2009-15
396	Danieal Manning, 2011-12
358	Andre Johnson, 2003-14

#### Season

336	Arian Foster, 2011
327	Arian Foster, 2012
263	Danieal Manning, 2012

#### Game

216	Danieal Manning at New England, 1/13/13 (Div)
182	Arian Foster vs. Cincinnati, 1/7/12 (WC)
174	Arian Foster vs. Cincinnati, 1/5/13 (WC)
154	Arian Foster at Baltimore, 1/15/12 (Div)
153	Arian Foster at New England, 1/13/13 (Div)

#### Game, Opponent

131	Wes Welker at New England, 1/13/13 (Div)
128	Travis Kelce vs. Kansas City, 1/9/16 (WC)
124	Shane Vereen at New England, 1/13/13 (Div)
103	Adam Jones vs. Cincinnati, 1/5/13 (WC)

### COMBINED ATTEMPTS

#### Career

128	Arian Foster, 2009-15
25	Andre Johnson, 2003-14
22	Owen Daniels, 2006-13

#### Season

69	Arian Foster, 2012
59	Arian Foster, 2011

18	Owen Daniels, 2012
----	--------------------

#### Game

40	Arian Foster vs. Cincinnati, 1/5/13 (WC)
32	Arian Foster at Baltimore, 1/15/12 (Div)
29	Arian Foster at New England, 1/13/13 (Div)

#### Game, Opponent

25	Ray Rice at Baltimore, 1/15/12 (Div)
16	Spencer Ware vs. Kansas City 1/9/16 (WC)
16	Stevan Ridley at New England, 1/13/13 (Div)

## RUSHING

### RUSHING ATTEMPTS

#### Career

105	Arian Foster, 2009-15
50	Lamar Miller, 2016-17

#### Season

54	Arian Foster, 2012
51	Arian Foster, 2011

#### Game

32	Arian Foster vs. Cincinnati, 1/5/13 (WC)
31	Lamar Miller vs. Oakland, 1/7/17 (WC)
27	Arian Foster at Baltimore, 1/15/12 (Div)

#### Game, Opponent

21	Ray Rice at Baltimore, 1/15/12 (Div)
16	Spencer Ware vs. Kansas City, 1/9/16 (WC)

### RUSHING YARDS GAINED

#### Career

515	Arian Foster, 2009-15
147	Lamar Miller, 2016-17

#### Season

285	Arian Foster, 2011
230	Arian Foster, 2012

#### Game

153	Arian Foster vs. Cincinnati, 1/7/12 (WC)
140	Arian Foster vs. Cincinnati, 1/5/13 (WC)
132	Arian Foster at Baltimore, 1/15/12 (Div)

#### Game, Opponent

82	Stevan Ridley at New England, 1/13/13 (Div)
67	Spencer Ware vs. Kansas City, 1/9/16 (WC)
63	BenJarvus Green-Ellis vs. Cincinnati, 1/5/13 (WC)

#### Games, 100 or More Yards Rushing

3	Arian Foster, 2009-15
---	-----------------------

#### Consecutive Games, 100 or More Yards

3	Arian Foster, 1/7/12 - 1/5/13
---	-------------------------------

#### Longest Run From Scrimmage

49	Alfred Blue vs. Kansas City, 1/9/16 (WC)
42t	Arian Foster vs. Cincinnati, 1/7/12 (WC)

#### Longest Run From Scrimmage, Opponent

29	BenJarvus Green-Ellis vs. Cincinnati, 1/5/13 (WC)
23	Spencer Ware vs. Kansas City 1/9/16 (WC)



## POSTSEASON INDIVIDUAL RECORDS

### RUSHING AVERAGE GAIN

#### Career (50 attempts)

4.9 Arian Foster, 2009-15 (105-515)

#### Season (25 attempts)

5.6 Arian Foster, 2011 (51-285)

4.3 Arian Foster, 2012 (54-230)

#### Game (10 attempts)

6.4 Arian Foster vs. Cincinnati, 1/7/12 (WC) (24-153)

5.8 Alfred Blue vs. Kansas City, 1/9/16 (WC) (17-99)

#### Game, Opponent (10 attempts)

5.7 BenJarvus Green-Ellis vs. Cincinnati, 1/5/13 (WC) (11-63)

5.5 Stevan Ridley at New England, 1/13/13 (15-82)

### RUSHING TOUCHDOWNS

#### Career

5 Arian Foster, 2009-15

#### Season

3 Arian Foster, 2011

#### Game

2 Arian Foster vs. Cincinnati, 1/7/12 (WC)

#### Game, Opponent

1 6x - last: by Dion Lewis at New England, 1/14/17 (Div)

## PASSING

### PASSER RATING

#### Career (50 attempts)

87.5 Matt Schaub, 2007-13

63.9 Brock Osweiler, 2016

#### Season (25 attempts)

87.5 Matt Schaub, 2012

63.9 Brock Osweiler, 2016

#### Season, rookie (25 Attempts)

53.8 T.J. Yates, 2011

#### Game (20 attempts)

97.7 T.J. Yates vs. Cincinnati, 1/7/12 (WC)

90.6 Matt Schaub at New England, 1/13/13 (Div)

90.1 Brock Osweiler vs. Oakland, 1/7/17 (WC)

#### Game, Opponent (20 attempts)

115.0 Tom Brady at New England, 1/13/13 (Div)

98.7 Alex Smith vs. Kansas City, 1/9/16 (WC)

### PASSING ATTEMPTS

#### Career

89 Matt Schaub, 2007-13

65 Brock Osweiler, 2016

#### Season

89 Matt Schaub, 2012

65 Brock Osweiler, 2016

#### Season, Rookie

55 T.J. Yates, 2011

#### Game

51 Matt Schaub at New England, 1/13/13 (Div)

40 Brock Osweiler at New England, 1/14/17 (Div)

38 Matt Schaub vs. Cincinnati, 1/5/13 (WC)

#### Game, Opponent

45 Connor Cook vs. Oakland, 1/7/17 (WC)

42 Andy Dalton vs. Cincinnati, 1/7/12 (WC)

40 Tom Brady at New England, 1/13/13 (Div)

### PASS COMPLETIONS

#### Career

63 Matt Schaub, 2007-13

37 Brock Osweiler, 2016

#### Season

63 Matt Schaub, 2012

37 Brock Osweiler, 2016

#### Season, Rookie

28 T.J. Yates, 2011

#### Game

34 Matt Schaub at New England, 1/13/13 (Div)

29 Matt Schaub vs. Cincinnati, 1/5/13 (WC)

23 Brock Osweiler at New England, 1/14/17 (Div)

#### Game, Opponent

27 Andy Dalton vs. Cincinnati, 1/7/12 (WC)

25 Tom Brady at New England, 1/13/13 (Div)

18 Tom Brady at New England, 1/14/17 (Div)

18 Connor Cook vs. Oakland, 1/7/17 (WC)

#### Consecutive Completions

8 Matt Schaub at New England, 1/13/13 (Div)

5 Matt Schaub vs. Cincinnati, 1/5/13 (WC)

5 T.J. Yates, 1/7/12 - 1/15/12

#### Consecutive Completions, Opponent

7 Alex Smith vs. Kansas City, 1/9/16 (WC)

7 Andy Dalton vs. Cincinnati, 1/7/12 (WC)

### PASSING COMPLETION PERCENTAGE

#### Career (50 attempts)

70.8 Matt Schaub, 2007-13

56.9 Brock Osweiler, 2016

#### Season (25 attempts)

70.8 Matt Schaub, 2012

56.9 Brock Osweiler, 2016

#### Season, Rookie (25 attempts)

50.9 T.J. Yates, 2011

#### Game (20 attempts)

76.3 Matt Schaub vs. Cincinnati, 1/5/13 (WC) (29-38)

66.7 Matt Schaub at New England, 1/13/13 (Div) (34-51)

57.5 Brock Osweiler at New England, 1/14/17 (Div) (23-40)

#### Game, Opponent (20 attempts)

77.3 Alex Smith vs. Kansas City, 1/9/16 (WC)

### PASSING YARDS GAINED

#### Career

605 Matt Schaub, 2007-13

## POSTSEASON INDIVIDUAL RECORDS

365 Brock Osweiler, 2016

### Season

605 Matt Schaub, 2012

365 Brock Osweiler, 2016

### Season, Rookie

343 T.J. Yates, 2011

### Game

343 Matt Schaub at New England, 1/13/13 (Div)

262 Matt Schaub vs. Cincinnati, 1/5/13 (WC)

197 Brock Osweiler at New England, 1/14/17 (Div)

### Game, Opponent

344 Tom Brady at New England, 1/13/13 (Div)

287 Tom Brady at New England, 1/14/17 (Div)

### Longest Pass Completion

40 T.J. Yates to Andre Johnson vs. Cincinnati, 1/7/12 (WC) (TD)

38 Brock Osweiler to DeAndre Hopkins vs. Oakland, 1/7/17 (WC)

## PASSING AVERAGE GAIN

### Average Gain, Career (50 attempts)

6.80 Matt Schaub, 2007-13 (89-605)

6.24 T.J. Yates, 2011-12 (55-343)

### Average Gain, Season (25 attempts)

6.80 Matt Schaub, 2012 (89-605)

6.24 T.J. Yates, 2011 (55-343)

### Average Gain, Season, Rookie (25 attempts)

6.24 T.J. Yates, 2011 (55-343)

### Average Gain, Game (20 attempts)

7.95 T.J. Yates vs. Cincinnati, 1/7/12 (WC) (20-159)

6.89 Matt Schaub vs. Cincinnati, 1/5/13 (WC) (38-262)

6.73 Matt Schaub at New England, 1/13/13 (Div) (51-343)

### Average Gain, Game, Opponent (20 attempts)

8.64 Alex Smith vs. Kansas City, 1/9/16 (WC)

8.60 Tom Brady at New England, 1/13/13 (Div) (40-344)

7.55 Tom Brady at New England, 1/14/17 (Div) (18-287)

## PASSING TOUCHDOWNS

### Career

2 Matt Schaub, 2007-13

2 Brock Osweiler, 2016

### Season

2 Matt Schaub, 2012

2 Brock Osweiler, 2016

### Season, Rookie

1 T.J. Yates, 2011

### Game

2 Matt Schaub at New England, 1/13/13 (Div)

1 T.J. Yates vs. Cincinnati, 1/7/12 (WC)

1 Brock Osweiler vs. Oakland, 1/7/17 (WC)

1 Brock Osweiler vs. New England, 1/14/17 (Div)

### Game, Opponent

3 Tom Brady at New England, 1/13/13 (Div)

2 Tom Brady at New England, 1/14/17 (Div)

2 Joe Flacco at Baltimore, 1/15/12 (Div)

## PASSES HAD INTERCEPTED

### Career

4 Brian Hoyer, 2015

3 Brock Osweiler, 2016

3 T.J. Yates, 2011-12

### Season

4 Brian Hoyer, 2015

3 Brock Osweiler, 2016

3 T.J. Yates, 2011

### Game

4 Brian Hoyer vs. Kansas City, 1/9/16 (WC)

3 T.J. Yates at Baltimore, 1/15/12 (Div)

3 Brock Osweiler at New England, 1/14/17 (Div)

### Game, Opponent

3 Andy Dalton vs. Cincinnati, 1/7/12 (WC)

3 Connor Cook vs. Oakland, 1/7/17 (WC)

2 Tom Brady at New England, 1/14/17 (Div)

### Consecutive Passes without an Interception

55 Matt Schaub, 1/5/13 - 1/13/13

26 T.J. Yates, 1/7/12 - 1/15/12

### Attempts, No Interceptions, Game

25 Brock Osweiler vs. Oakland, 1/7/17 (WC)

20 T.J. Yates vs. Cincinnati, 1/7/12 (WC)

### Attempts, No Interceptions, Game, Opponent

40 Tom Brady at New England, 1/13/13 (Div)

27 Joe Flacco at Baltimore, 1/15/12 (Div)

## TIMES SACKED

### Career

3 Brian Hoyer, 2015

3 Brock Osweiler, 2016

### Season

3 Brian Hoyer, 2015

3 Brock Osweiler, 2016

### Game

3 Brian Hoyer vs. Kansas City, 1/9/16 (WC)

3 Brock Osweiler at New England, 1/14/17 (Div)

### Game, Opponent

5 Joe Flacco at Baltimore, 1/15/12 (Div)

4 Andy Dalton vs. Cincinnati, 1/7/12 (WC)

## RECEIVING

## RECEPTIONS

### Career

25 Andre Johnson, 2003-14

23 Arian Foster, 2009-15

22 Owen Daniels, 2006-13

### Season

18 Owen Daniels, 2012

## POSTSEASON INDIVIDUAL RECORDS

15	Arian Foster, 2012
13	Andre Johnson, 2011
12	Andre Johnson, 2012

### Game

9	Owen Daniels at New England, 1/13/13 (Div)
9	Owen Daniels vs. Cincinnati, 1/5/13 (WC)
8	Andre Johnson at New England, 1/13/13 (Div)
8	Arian Foster vs. Cincinnati, 1/5/13 (WC)
8	Andre Johnson at Baltimore, 1/15/12 (Div)

### Game, Opponent

8	Julien Edelman at New England, 1/14/17 (Div)
8	Wes Welker at New England, 1/13/13 (Div)
8	Travis Kelce vs. Kansas City, 1/9/16 (WC)

### RECEIVING YARDS GAINED

### Career

358	Andre Johnson, 2003-14
227	Owen Daniels, 2006-13
201	DeAndre Hopkins, 2015-17

### Season

201	Andre Johnson, 2011
172	Owen Daniels, 2012
157	Andre Johnson, 2012

### Game

111	Andre Johnson at Baltimore, 1/15/12 (Div)
95	Andre Johnson at New England, 1/13/13 (Div)
91	Owen Daniels vs. Cincinnati, 1/5/13 (WC)

### Game, Opponent

137	Julian Edelman at New England, 1/14/17 (Div)
131	Wes Welker at New England, 1/13/13 (Div)
128	Travis Kelce vs. Kansas City, 1/9/16 (WC)

### Games, 100 or More Yards, Career

1	Andre Johnson, 2003-12
---	------------------------

### Games, 100 or More Yards, Season

1	Andre Johnson, 2011
---	---------------------

### Longest Reception

40	Andre Johnson vs. Cincinnati, 1/7/12 (WC) (TD)
38	DeAndre Hopkins vs. Oakland, 1/7/17 (WC)
28	Arian Foster at New England, 1/13/13 (Div)

### Longest Reception, Opponent

48	Travis Kelce vs. Kansas City, 1/9/16 (WC)
48	Julian Edelman at New England, 1/14/17 (Div)
47	Wes Welker at New England, 1/13/13 (Div)

### RECEIVING AVERAGE GAIN

### Average Gain, Career (10 receptions)

14.3	Andre Johnson, 2003-14 (25-358)
10.3	Owen Daniels, 2006-13 (22-227)

### Average Gain, Season (4 receptions)

15.5	Andre Johnson, 2011 (13-201)
14.2	C.J. Fiedorowicz, 2016 (5-71)
13.8	Owen Daniels, 2011 (4-55)

### Average Gain, Game (3 receptions)

18.0	Andre Johnson vs. Cincinnati, 1/7/12 (WC) (5-90)
15.7	DeVier Posey at New England, 1/13/13 (Div) (3-47)
15.5	Andre Johnson vs. Cincinnati, 1/5/13 (WC) (4-62)

### RECEIVING TOUCHDOWNS

### Career

1	C.J. Fiedorowicz, 2014-17
1	Arian Foster, 2009-15
1	DeAndre Hopkins, 2015-17
1	Andre Johnson, 2003-14
1	DeVier Posey, 2012-14

### Season

1	C.J. Fiedorowicz, 2015
1	Arian Foster, 2012
1	DeAndre Hopkins, 2016
1	Andre Johnson, 2011
1	DeVier Posey, 2012

### Game

1	C.J. Fiedorowicz at New England, 1/14/17 (Div)
1	Arian Foster at New England, 1/13/13 (Div)
1	DeAndre Hopkins vs. Oakland, 1/7/17 (WC)
1	Andre Johnson vs. Cincinnati, 1/7/12 (WC)
1	DeVier Posey at New England, 1/13/13 (Div)

### Game, Opponent

2	Shane Vereen at New England, 1/13/13 (Div)
---	--

## PUNTING

### PUNTS

### Career

22	Shane Lechler, 2013-17
10	Matt Turk, 2007-11

### Season

17	Shane Lechler, 2016
10	Matt Turk, 2011
8	Donnie Jones, 2012

### Game

9	Shane Lechler vs. Oakland, 1/7/17 (WC)
8	Shane Lechler at New England, 1/14/17 (Div)

### Game, Opponent

10	Marquette King vs. Oakland, 1/7/17 (WC)
9	Sam Koch at Baltimore, 1/15/12 (Div)

### Longest Punt

63	Shane Lechler at New England, 1/14/17 (Div)
56	Matt Turk vs. Cincinnati, 1/7/12 (WC)
56	Matt Turk vs. Cincinnati, 1/7/12 (WC)
56	Shane Lechler vs. Oakland, 1/7/17 (WC)

### Longest Punt, Opponent

64	Sam Koch at Baltimore, 1/15/12 (Div)
64	Zoltan Mesko at New England, 1/13/13 (Div)
62	Marquette King vs. Oakland, 1/7/17 (WC)



## POSTSEASON INDIVIDUAL RECORDS

55	Ryan Allen at New England, 1/14/17 (Div)
55	Kevin Huber vs. Cincinnati, 1/7/12 (WC)
55	Sam Koch at Baltimore, 1/15/12 (Div)

### PUNT AVERAGE

#### Career (8 punts)

45.1 Matt Turk, 2007-11 (10-451)

**44.6** Shane Lechler, 2013-17 (22-983)

38.5 Donnie Jones, 2012 (8-308)

#### Season (8 punts)

45.1 Matt Turk, 2011 (10-451)

**44.4** Shane Lechler, 2016 (17-755)

38.5 Donnie Jones, 2012 (8-308)

#### Game (4 punts)

50.2 Matt Turk vs. Cincinnati, 1/7/12 (WC) (5-251)

**46.0** Shane Lechler vs. Oakland, 1/7/17 (WC) (9-414)

#### Game, Opponent (4 punts)

52.8 Zoltan Mesko at New England, 1/13/13 (Div)

49.3 Sam Koch at Baltimore, 1/15/12 (Div)

### PUNTS INSIDE THE 20

#### Career

**8** Shane Lechler, 2013-17

3 Donnie Jones, 2012

2 Matt Turk, 2007-11

#### Season

**7** Shane Lechler, 2016

3 Donnie Jones, 2012

2 Matt Turk, 2011

#### Game

**4** Shane Lechler vs. Oakland, 1/7/17 (WC)

**3** Shane Lechler at New England, 1/14/17 (Div)

#### Game, Opponent

4 Ryan Allen at New England, 1/14/17 (Div)

3 Dustin Colquitt vs. Kansas City, 1/9/16 (WC)

3 Kevin Huber vs. Cincinnati, 1/5/13 (WC)

### PUNT RETURNS

#### PUNT RETURNS

#### Career

9 Jacoby Jones, 2007-11

5 Keshawn Martin, 2012

#### Season

9 Jacoby Jones, 2011

5 Keshawn Martin, 2012

#### Game

6 Jacoby Jones at Baltimore, 1/15/12 (Div)

**4** Tyler Ervin vs. Oakland, 1/7/17 (WC)

3 Keshawn Martin at New England, 1/13/13 (Div)

3 Jacoby Jones vs. Cincinnati, 1/7/12 (WC)

#### Game, Opponent

5 Jalen Richard vs. Oakland, 1/7/17 (WC)

4 Julian Edelman at New England, 1/14/17 (Div)

4 Frankie Hammond vs. Kansas City, 1/9/16 (WC)

### FAIR CATCHES

#### Career

3 Keshawn Martin, 2012

3 Keith Mumphrey, 2015

#### Season

3 Keith Mumphrey, 2015

3 Keshawn Martin, 2012

#### Game

3 Keith Mumphrey vs. Kansas City, 1/9/16 (WC)

3 Keshawn Martin vs. Cincinnati, 1/5/13 (WC)

#### Game, Opponent

4 Lardarius Webb at Baltimore, 1/15/12 (Div)

3 Julian Edelman at New England, 1/14/17 (Div)

### PUNT RETURN YARDS GAINED

#### Career

**34** Will Fuller V, 2016

31 Keshawn Martin, 2012

#### Season

**34** Will Fuller V, 2016

31 Keshawn Martin, 2012

#### Game

**34** Will Fuller V at New England, 1/14/17 (Div)

**23** Tyler Ervin vs. Oakland, 1/7/17 (WC)

17 Keshawn Martin at New England, 1/13/13 (Div)

#### Game, Opponent

68 Jalen Richard vs. Oakland, 1/7/17 (WC)

26 Julian Edelman at New England, 1/14/17 (Div)

20 Brandon Tate vs. Cincinnati, 1/7/12 (WC)

#### Longest Punt Return

**18** Will Fuller V at New England, 1/14/17 (Div)

**16** Tyler Ervin vs. Oakland, 1/7/17 (WC)

12 Keshawn Martin at New England, 1/13/13 (Div)

### PUNT RETURN AVERAGE YARDAGE

#### Career (5 returns)

6.2 Keshawn Martin, 2012 (5-31)

#### Season (6 returns)

6.2 Keshawn Martin, 2012 (5-31)

#### Game (3 returns)

**5.8** Tyler Ervin vs. Oakland, 1/7/17 (WC) (4-23)

#### Game, Opponent (3 returns)

13.6 Jalen Richard vs. Oakland, 1/7/17 (WC) (5-68)

6.7 Brandon Tate vs. Cincinnati, 1/7/12 (WC) (3-20)

### PUNT RETURN TOUCHDOWNS

#### Game

None

#### Game, Opponent

None

# POSTSEASON INDIVIDUAL RECORDS

## KICKOFF RETURNS

### KICKOFF RETURNS

#### Kickoff Returns, Career

10 Danieal Manning, 2011-12

#### Kickoff Returns, Season

6 Danieal Manning, 2012

4 Danieal Manning, 2011

#### Game

4 Danieal Manning at New England, 1/13/13 (Div)

4 Danieal Manning at Baltimore, 1/15/12 (Div)

#### Game, Opponent

4 Adam Jones vs. Cincinnati, 1/5/13 (WC)

3 Dion Lewis at New England, 1/14/17 (Div)

### KICKOFF RETURN YARDS GAINED

#### Career

396 Danieal Manning, 2011-12

#### Season

263 Danieal Manning, 2012

133 Danieal Manning, 2011

#### Game

216 Danieal Manning at New England, 1/13/13 (Div)

133 Danieal Manning at Baltimore, 1/15/12 (Div)

#### Game, Opponent

124 Dion Lewis at New England, 1/14/17 (Div)

106 Knile Davis vs. Kansas City, 1/9/16 (WC)

#### Longest, Game

94 Danieal Manning at New England, 1/13/13 (Div)

69 Danieal Manning at New England, 1/13/13 (Div)

60 Danieal Manning at Baltimore, 1/15/12 (Div)

#### Longest, Game, Opponent

106 Knile Davis vs. Kansas City, 1/9/16 (WC)

98 Dion Lewis at New England, 1/14/17 (Div)

### KICKOFF RETURN AVERAGE YARDAGE

#### Career

39.6 Danieal Manning, 2011-12 (10-396)

#### Season

43.8 Danieal Manning, 2012 (6-263)

33.3 Danieal Manning, 2011 (4-133)

#### Game (3 returns)

54 Danieal Manning at New England, 1/13/13 (Div) (4-216)

33.3 Danieal Manning at Baltimore, 1/15/12 (Div) (4-133)

#### Game, Opponent (3 returns)

41.3 Dion Lewis at New England, 1/14/17 (Div) (3-124)

### KICKOFF RETURN TOUCHDOWNS

#### Game

None

#### Game, Opponent

106 Knile Davis vs. Kansas City, 1/9/16 (WC)

98 Dion Lewis at New England, 1/14/17 (Div)

## TOTAL RETURN YARDS

### TOTAL RETURN YARDS

#### Career

396 Danieal Manning, 2011-12 (p- 0, k- 396, int- 0)

57 Akeem Hunt, 2015-16 (p- 0, k- 57, int- 0)

#### Season

263 Danieal Manning, 2011 (p- 0, k- 263, int- 0)

31 Keshawn Martin, 2012 (p- 31, k- 0, int- 0)

#### Season, rookie

46 Will Fuller V, 2016 (p- 34, k- 12, int- 0)

31 Keshawn Martin, 2012 (p- 31, k- 0, int- 0)

#### Game

216 Danieal Manning at New England, 1/13/13 (Div) (k- 216)

133 Danieal Manning at Baltimore, 1/15/12 (Div) (k- 133)

#### Game, Opponent

124 Dion Lewis at New England, 1/14/17 (Div) (k- 124)

106 Knile Davis vs. Kansas City, 1/9/16 (WC) (k-106)

## INTERCEPTIONS

### INTERCEPTIONS

#### Career

2 A.J. Bouye, 2013-16

2 Johnathan Joseph, 2011-17

1 Jadeveon Clowney, 2014-17

1 Brian Cushing, 2009-17

1 Andre Hal, 2015-17

1 Danieal Manning, 2011-12

1 Corey Moore, 2015-17

1 J.J. Watt, 2011-17

#### Season

2 A.J. Bouye, 2016

1 Johnathan Joseph, 2011, 2012

1 Jadeveon Clowney, 2016

1 Brian Cushing, 2015

1 Andre Hal, 2016

1 Danieal Manning, 2011

1 Corey Moore, 2016

1 J.J. Watt, 2011

#### Season, Rookie

1 J.J. Watt, 2011

#### Game

1 9x - last: Andre Hal at New England, 1/14/17 (Div)

#### Game, Opponent

2 Lardarius Webb at Baltimore, 1/15/12 (Div)

1 10x - last: Logan Ryan at New England, 1/14/17 (Div)

## POSTSEASON INDIVIDUAL RECORDS

### INTERCEPTION YARDS GAINED

#### Gained, Career

29	J.J. Watt, 2011-17
20	Corey Moore, 2015-17

#### Season

29	J.J. Watt, 2011
20	Corey Moore, 2016

#### Season, Rookie

29	J.J. Watt, 2011
----	-----------------

#### Game

29	J.J. Watt vs. Cincinnati, 1/7/12 (WC)
20	Corey Moore vs. Oakland, 1/7/17 (WC)

#### Game, Opponent

31	Duron Harmon at New England, 1/14/17 (Div)
23	Logan Ryan at New England, 1/14/17 (Div)

#### Longest Return

29t	J.J. Watt vs. Cincinnati, 1/7/12 (WC)
20	Corey Moore vs. Oakland, 1/7/17 (WC)

### INTERCEPTIONS RETURNED FOR TOUCHDOWNS

#### Career

1	J.J. Watt, 2011-17
---	--------------------

#### Season

1	J.J. Watt, 2011
---	-----------------

#### Game

1	J.J. Watt vs. Cincinnati, 1/7/12 (WC)
---	---------------------------------------

#### Game, Opponent

1	Leon Hall vs. Cincinnati, 1/5/13 (WC)
---	---------------------------------------

### SACKS

### SACKS

#### Career

6	Whitney Mercilus 2012-17
5	J.J. Watt, 2011-17
5	Brooks Reed, 2011-12

#### Season

3.5	J.J. Watt, 2011
3.5	Brooks Reed, 2011
3	Whitney Mercilus, 2016
3	Whitney Mercilus, 2015
1.5	J.J. Watt, 2012
1.5	Brooks Reed, 2012

#### Season, Rookie

3.5	J.J. Watt, 2011
3.5	Brooks Reed, 2011

#### Game

3	Whitney Mercilus vs. Kansas City, 1/9/16 (WC)
2.5	J.J. Watt at Baltimore, 1/15/12 (Div)
2.5	Brooks Reed at Baltimore, 1/15/12 (Div)

#### Game, Opponent

1	Geno Atkins vs. Cincinnati, 1/7/12 (WC)
1	Reggie Nelson vs. Cincinnati, 1/7/12 (WC)
1	Logan Ryan at New England, 1/14/17 (Div)
1	Malcolm Brown at New England, 1/14/17 (Div)
1	Rob Ninkovich at New England, 1/14/17 (Div)

#### Consecutive Games, Sack

4	J.J. Watt, 1/7/12 – 1/13/13
4	Brooks Reed, 1/7/12 – 1/13/13

### TACKLES

### TOTAL TACKLES

#### Career

40	Brian Cushing, 2009-17
34	Johnathan Joseph, 2011-17
29	Kareem Jackson, 2011-17
24	J.J. Watt, 2011-17

### SOLO TACKLES

### FUMBLES

### FUMBLES LOST

#### Career

2	Brian Hoyer, 2015
2	Jacoby Jones, 2007-11
2	Tyler Ervin, 2016-17

#### Season

2	Brian Hoyer, 2015
2	Jacoby Jones, 2011
2	Tyler Ervin, 2016

#### Game

2	Brian Hoyer vs. Kansas City, 1/9/16 (WC)
2	Jacoby Jones at Baltimore, 1/15/12 (Div)
2	Tyler Ervin at New England, 1/14/17 (Div)

### FUMBLES FORCED

#### Career

1	A.J. Bouye, 2013-16
1	Jesse Nading, 2008-12
1	Brooks Reed, 2011-14

#### Season

1	A.J. Bouye, 2016
1	Jesse Nading, 2011
1	Brooks Reed, 2011

#### Game

1	4x - last: A.J. Bouye & Akeem Dent at New England, 1/14/17 (Div)
---	--



## POSTSEASON INDIVIDUAL RECORDS

### OWN FUMBLES RECOVERED

#### Career

1 6x - last: Tyler Ervin, 2016, Brock Osweiler, 2016 and Eddie Pleasant 2012-16

#### Season

1 Brian Hoyer, 2015

1 Matt Schaub, 2012

1 Jacoby Jones, 2011

1 **Tyler Ervin, 2016**

1 Brock Osweiler, 2016

1 Eddie Pleasant, 2016

#### Game

1 6x - last: Tyler Ervin, 2016, Brock Osweiler, 2016 and Eddie Pleasant 2012-16 at New England, 1/14/17 (Div)

### OPPONENTS' FUMBLES RECOVERED

#### Career

1 Eddie Pleasant at New England, 1/14/17 (Div)

#### Game, Opponent

1 Dontari Poe vs. Kansas City, 1/9/16 (WC)

1 Jimmy Smith at Baltimore, 1/15/12 (Div)

1 Dion Lewis at New England, 1/14/17 (Div)

### YARDS RETURNING FUMBLES

#### Career

None

#### Game, Opponent

4 Jimmy Smith at Baltimore, 1/15/12 (Div)

### FUMBLES RETURNED FOR TOUCHDOWNS

#### Career

None

# POSTSEASON TEAM RECORDS

## WIN / LOSS

### Overall

Year	W	L	Pct.
2011	1	1	0.5
2012	1	1	0.5
2015	0	1	0
2016	1	1	0.5
<b>Totals</b>	<b>3</b>	<b>4</b>	<b>0.428</b>

## SCORING

### TOUCHDOWNS

#### Most, Season

5 2011

#### Fewest, Season

0 2015

#### Most, Game

4 vs. Cincinnati, 1/7/12 (WC)

3 at New England, 1/13/13 (Div)

3 vs. Oakland, 1/7/17 (WC)

#### Most Allowed, Season

6 2012, 2016

#### Most Allowed, Game

5 at New England, 1/13/13 (Div)

4 at New England, 1/14/17 (Div)

#### Fewest Allowed, Season

3 2011, 2015

#### Fewest Allowed, Game

1 vs. Cincinnati, 1/5/13 (WC)

1 vs. Cincinnati, 1/7/12 (WC)

## SCORING

#### Most Points Scored, Season

47 2012

#### Most Points Scored, Game

31 vs. Cincinnati, 1/7/12 (WC)

28 at New England, 1/13/13 (Div)

27 vs. Oakland, 1/7/17 (WC)

#### Fewest Points Scored, Season

0 2015

#### Fewest Points Scored, Game

0 vs. Kansas City, 1/9/16 (WC)

13 at Baltimore, 1/15/12 (Div)

#### Most Points Allowed, Season

54 2012

#### Most Points Allowed, Game

41 at New England, 1/13/13 (Div)

34 at New England, 1/14/17 (Div)

#### Fewest Points Allowed, Season

30 2011, 2015

#### Fewest Points Allowed, Game

10 vs. Cincinnati, 1/7/12 (WC)

13 vs. Cincinnati, 1/5/13 (WC)

#### Most Points, Game, Both Teams

69 Texans 28 at New England 41, 1/13/13 (Div)

50 Texans 16 at New England 34, 1/14/17 (Div)

#### Fewest Points, Game, Both Teams

30 Texans 0 vs. Kansas City 30, 1/9/16 (WC)

32 Texans 19 vs. Cincinnati 13, 1/5/13 (WC)

#### Most Points in First Quarter

10 vs. Oakland, 1/7/17 (WC)

#### Most Points in Second Quarter

10 at New England, 1/13/13 (Div)

10 vs. Cincinnati, 1/7/12 (WC)

10 at Baltimore, 1/15/12 (Div)

10 vs. Oakland, 1/7/17 (WC)

10 at New England, 1/14/17 (Div)

#### Most Points in Third Quarter

7 vs. Cincinnati, 1/5/13 (WC)

7 vs. Cincinnati, 1/7/12 (WC)

#### Most Points in Fourth Quarter

15 at New England, 1/13/13 (Div)

7 vs. Cincinnati, 1/7/12 (WC)

7 vs. Oakland, 1/7/17 (WC)

#### Most Points in First Quarter, Opponent

17 at Baltimore, 1/15/12 (Div)

14 at New England, 1/14/17 (Div)

#### Most Points in Second Quarter, Opponent

10 at New England, 1/13/13 (Div)

7 vs. Cincinnati, 1/5/13 (WC)

#### Most Points in Third Quarter, Opponent

14 at New England, 1/13/13 (Div)

7 vs. Kansas City, 1/9/16 (WC)

7 at New England, 1/14/17 (Div)

#### Most Points in Fourth Quarter, Opponent

10 at New England, 1/13/13 (Div)

10 vs. Kansas City, 1/9/16 (WC)

10 vs. New England, 1/14/17 (Div)

#### Most Points in First Quarter, Both Teams

20 Texans 3 at Baltimore 17, 1/15/12 (Div)

17 Texans 10 vs. Oakland 7, 1/7/17 (WC)

17 Texans 3 at New England 14, 1/14/17 (Div)

#### Most Points in Second Quarter, Both Teams

20 Texans 10 at New England 10, 1/13/13 (Div)

13 Texans 6 vs. Cincinnati 7, 1/5/13 (WC)

13 Texans 10 vs. Cincinnati 3, 1/7/12 (WC)

13 Texans 10 at New England 3, 1/14/17 (Div)

#### Most Points in Third Quarter, Both Teams

14 Texans 0 at New England 14, 1/13/13 (Div)

10 Texans 7 vs. Cincinnati 3, 1/5/13 (WC)

#### Most Points in Fourth Quarter, Both Teams

25 Texans 15 at New England 10, 1/13/13 (Div)

14 Texans 7 vs. Oakland 7, 1/7/17 (WC)

#### Consecutive Games Scoring a Touchdown

4 1/7/12 through 1/13/13

# POSTSEASON TEAM RECORDS

## Consecutive Games Scoring

4 1/7/12 through 1/13/13

## Consecutive Quarters Held Scoreless

4 1st through 4th quarter vs. Kansas City, 1/9/16 (WC)

## Consecutive Quarters Held Scoreless, Opponents

2 3rd and 4th quarters vs. Cincinnati, 1/7/12 (WC)

2 2nd and 3rd quarters at Baltimore, 1/15/12 (Div)

2 2nd and 3rd quarters vs. Oakland, 1/7/17 (WC)

## Consecutive Quarters Held Without a Touchdown, Opponents

3 2nd through 4th quarters at Baltimore, 1/15/12 (Div)

3 2nd through 4th quarters vs. Cincinnati, 1/7/12 (WC)

2 3rd and 4th quarters vs. Cincinnati, 1/5/13 (WC)

2 2nd and 3rd quarters vs. Oakland, 1/7/17 (WC)

## Most Points By Half

### First Half

20 vs. Oakland, 1/7/17 (WC)

17 vs. Cincinnati, 1/7/12 (WC)

### Second Half

15 at New England, 1/13/13 (Div)

14 vs. Cincinnati, 1/7/12 (WC)

## Most Points By Half, Opponent

### First Half

17 at New England, 1/13/13 (Div)

17 at Baltimore, 1/15/12 (Div)

17 vs. New England, 1/14/17 (Div)

### Second Half

24 at New England, 1/13/13 (Div)

17 vs. Kansas City, 1/9/16 (WC)

17 vs. New England, 1/14/17 (Div)

## Most Points By Half, Both Teams

### First Half

30 Texans 13 at New England 17, 1/13/13 (Div)

30 Texans 13 at Baltimore 17, 1/15/12 (Div)

30 Texans 13 at New England 17, 1/14/17 (Div)

### Second Half

39 Texans 15 at New England 24, 1/13/13 (Div)

20 Texans 3 at New England 17, 1/14/17 (Div)

## EXTRA POINTS

### Season

5 2011

4 2016

### Game

4 vs. Cincinnati, 1/7/12 (WC)

3 vs. Oakland, 1/7/17 (WC)

### Season, opponent

6 2012

6 2016

3 2015

3 2011

### Game, Opponent

5 at New England, 1/13/13 (Div)

4 at New England, 1/14/17 (Div)

## TWO-POINT CONVERSIONS

### Season

1 2012

### Game

1 at New England, 1/13/13 (Div)

## DEFENSIVE TOUCHDOWNS

### Season

1 2011

### Game

1 vs. Cincinnati, 1/7/12 (WC)

### Game, Opponent

1 vs. Cincinnati, 1/5/13 (WC)

## SCORING MARGIN

### Margin of Victory

21 vs. Cincinnati, 1/7/12 (WC)

13 vs. Oakland, 1/7/17 (WC)

### Margin of Defeat

30 vs. Kansas City, 1/9/16 (WC)

18 at New England, 1/14/17 (Div)

### Largest Deficit Overcome

7 vs. Cincinnati, 1/7/12 (WC), down 7-0, 31-10 final

1 vs. Cincinnati, 1/5/13 (WC), down 7-6, 19-13 final

### Largest Lead Before Opponent Scores

13 vs. Oakland, 1/7/17 (WC)

## SCORING DRIVES

### Longest Scoring Drive (Net Yards)

86 at Baltimore, 1/15/12 (Div), 12 plays, TD

83 vs. Cincinnati, 1/7/12 (WC), 9 plays, TD

79 at New England, 1/13/13 (Div), 11 plays, TD

### Longest Scoring Drive (Time)

8:12 at New England, 1/14/17 (Div), 14 plays, 62 yards, FG

7:12 vs. Cincinnati, 1/7/12 (WC), 13 plays, 48 yards, FG

7:11 vs. Cincinnati, 1/5/13 (WC), 13 plays, 76 yards, FG

### Shortest Scoring Drive (Yards)

3 at New England, 1/13/13 (Div), 4 plays, FG

4 vs. Oakland, 1/7/17 (WC), 1 play, TD

### Shortest Scoring Drive (Plays)

1 vs. Oakland, 1/7/17 (WC), 4 yards, TD

2 at New England, 1/14/17 (Div), 12 yards, TD

4 at New England, 1/14/17 (Div), 6 yards, FG

4 at New England, 1/13/13 (Div), 3 yards, FG

### Shortest Scoring Drive (Time)

0:04 vs. Oakland, 1/7/17 (WC), 1 play, 4 yards, TD

0:24 at New England, 1/13/13 (Div), 5 plays, 25 yards, FG

0:40 at New England, 1/14/17 (Div), 2 plays, 12 yards, TD

0:50 at New England, 1/14/17 (Div), 4 plays, 6 yards, FG

1:03 at New England, 1/13/13 (Div), 4 plays, 3 yards, FG



# POSTSEASON TEAM RECORDS

## TOTAL OFFENSE

### Most Net Yards Gained, Season

845 2012

### Most Net Yards Gained, Game

425 at New England, 1/13/13 (Div)

420 vs. Cincinnati, 1/5/13 (WC)

### Fewest Net Yards Gained, Season

226 2015

### Fewest Net Yards Gained, Game

226 vs. Kansas City, 1/9/16 (WC)

285 at New England, 1/14/17 (Div)

### Most Net Yards Allowed, Season

655 2012

### Most Net Yards Allowed, Game

457 at New England, 1/13/13 (Div)

377 at New England, 1/14/17 (Div)

### Fewest Net Yards Allowed, Season

314 2015

### Fewest Net Yards Allowed, Game

198 vs. Cincinnati, 1/5/13 (WC)

203 vs. Oakland, 1/7/17 (WC)

### Most Net Yards Gained, Season, Both Teams

1,500 2012

### Most Net Yards Gained, Game, Both Teams

882 Texans 425 at New England 457, 1/13/13 (Div)

662 Texans 285 at New England 377, 1/14/17 (Div)

### Fewest Net Yards Gained, Season, Both Teams

494 2015

### Fewest Net Yards Gained, Game, Both Teams

494 Texans 291 vs. Oakland 203, 1/7/17 (WC)

540 Texans 226 vs. Kansas City 314, 1/9/16 (WC)

### Most Net Yards Gained, First Half

250 vs. Cincinnati, 1/5/13 (WC)

209 vs. Oakland, 1/7/17 (WC)

### Most Net Yards Gained, Second Half

222 at New England, 1/13/13 (Div)

184 vs. Cincinnati, 1/7/12 (WC)

### Fewest Net Yards Gained, First Half

123 vs. Kansas City, 1/9/16 (WC)

123 at New England, 1/14/17 (Div)

### Fewest Net Yards Gained, Second Half

82 vs. Oakland, 1/7/17 (WC)

103 vs. Kansas City, 1/9/16 (WC)

134 at Baltimore, 1/15/12 (Div)

### Most Net Yards Allowed, First Half

260 at New England, 1/13/13 (Div)

156 vs. Cincinnati, 1/7/12 (WC)

156 at New England, 1/14/17 (Div)

### Most Net Yards Allowed, Second Half

221 at New England, 1/14/17 (Div)

197 at New England, 1/13/13 (Div)

### Fewest Net Yards Allowed, First Half

53 vs. Cincinnati, 1/5/13 (WC)

75 vs. Oakland, 1/7/17 (WC)

### Fewest Net Yards Allowed, Second Half

109 at Baltimore, 1/15/12 (Div)

128 vs. Oakland, 1/7/17 (WC)

### Most Net Yards Gained, First Quarter

112 vs. Cincinnati, 1/5/13 (WC)

93 vs. Cincinnati, 1/7/12 (WC)

### Most Net Yards Gained, Second Quarter

155 vs. Oakland, 1/7/17 (WC)

138 vs. Cincinnati, 1/5/13 (WC)

### Most Net Yards Gained, Third Quarter

101 vs. Cincinnati, 1/5/13 (WC)

98 at New England, 1/14/17 (Div)

### Most Net Yards Gained, Fourth Quarter

150 at New England, 1/13/13 (Div)

91 vs. Cincinnati, 1/7/12 (WC)

### Fewest Net Yards Gained, First Quarter

35 vs. Kansas City, 1/9/16 (WC)

50 at Baltimore, 1/15/12 (Div)

### Fewest Net Yards Gained, Second Quarter

52 at New England, 1/14/17 (Div)

63 vs. Cincinnati, 1/7/12 (WC)

### Fewest Net Yards Gained, Third Quarter

34 vs. Oakland, 1/7/17 (WC)

40 vs. Kansas City, 1/9/16 (WC)

### Fewest Net Yards Gained, Fourth Quarter

48 vs. Oakland, 1/7/17 (WC)

63 vs. Kansas City, 1/9/16 (WC)

### Most Net Yards Allowed, First Quarter

96 at New England, 1/13/13 (Div)

71 at Baltimore, 1/15/12 (Div)

### Most Net Yards Allowed, Second Quarter

164 at New England, 1/13/13 (Div)

113 at New England, 1/14/17 (Div)

### Most Net Yards Allowed, Third Quarter

151 vs. Kansas City, 1/9/16 (WC)

141 at New England, 1/14/17 (Div)

### Most Net Yards Allowed, Fourth Quarter

113 vs. Oakland, 1/7/17 (WC)

80 vs. Cincinnati, 1/7/12 (WC)

### Fewest Net Yards Allowed, First Quarter

19 vs. Cincinnati, 1/5/13 (WC)

43 at New England, 1/14/17 (Div)

### Fewest Net Yards Allowed, Second Quarter

24 vs. Oakland, 1/7/17 (WC)

34 vs. Cincinnati, 1/5/13 (WC)

### Fewest Net Yards Allowed, Third Quarter

15 vs. Oakland, 1/7/17 (WC)

64 vs. Cincinnati, 1/7/12 (WC)

### Fewest Net Yards Allowed, Fourth Quarter

27 vs. Kansas City, 1/9/16 (WC)

44 at Baltimore, 1/15/12 (Div)

# POSTSEASON TEAM RECORDS

## RUSHING

### RUSHING YARDS

#### Season

319 2011

#### Game

188 vs. Cincinnati, 1/7/12 (WC)

158 vs. Cincinnati, 1/5/13 (WC)

#### Fewest, Season

114 2015

#### Fewest, Game

91 at New England, 1/13/13 (Div)

105 at New England, 1/14/17 (Div)

#### Most Allowed, Season

202 2012

#### Most Allowed, Game

141 vs. Kansas City, 1/9/16 (WC)

122 at New England, 1/13/13 (Div)

#### Fewest Allowed, Season

141 2015

#### Fewest Allowed, Game

64 vs. Oakland, 1/7/17 (WC)

76 vs. Cincinnati, 1/7/12 (WC)

#### Season, Both Teams

255 2015

#### Game, Both Teams

264 Texans 188 vs. Cincinnati 76, 1/7/12 (WC)

255 Texans 114 vs. Kansas City 141, 1/9/16 (WC)

#### Fewest, Season, Both Teams

255 2015

#### Fewest, Game, Both Teams

187 Texans 123 vs. Oakland 64, 1/7/17 (WC)

203 Texans 105 at New England 98, 1/14/17 (Div)

### ATTEMPTS

#### Season

67 2016

#### Game

44 vs. Oakland, 1/7/17 (WC)

39 vs. Cincinnati, 1/5/13 (WC)

#### Fewest, Season

25 2015

#### Fewest, Game

23 at New England, 1/14/17 (Div)

23 at New England, 1/13/13 (Div)

#### Season, Opponent

50 2011

#### Game, Opponent

37 vs. Kansas City, 1/9/16 (WC)

31 at Baltimore, 1/15/12 (Div)

#### Fewest, Season, Opponent

37 2015

#### Fewest, Game, Opponent

16 vs. Cincinnati, 1/5/13 (WC)

19 vs. Cincinnati, 1/7/12 (WC)

### RUSHING AVERAGE

#### Season

5.1 2011 (63-319)

#### Game

5.4 vs. Cincinnati, 1/7/12 (WC) (35-188)

4.7 at Baltimore, 1/15/12 (Div) (28-131)

#### Lowest, Season

3.4 2016 (67-228)

#### Lowest, Game

2.8 vs. Oakland, 1/7/17 (WC) (44-123)

4.0 at New England, 1/13/13 (Div) (23-91)

#### Season, Opponent

5.1 2012 (40-202)

#### Fewest, Game, Opponent

22 vs. Kansas City, 1/9/16 (WC)

27 at Baltimore, 1/15/12 (Div)

## PASSING

### NET YARDS PASSING

#### Most, Season

596 2012

#### Most, Game

334 at New England, 1/13/13 (Div)

262 vs. Cincinnati, 1/5/13 (WC)

#### Fewest, Season

112 2015

#### Fewest, Game

112 vs. Kansas City, 1/9/16 (WC)

152 vs. Cincinnati, 1/7/12 (WC)

#### Most Allowed, Season

453 2012

#### Most Allowed, Game

335 at New England, 1/13/13 (Div)

279 at New England, 1/14/17 (Div)

#### Fewest Allowed, Season

173 2015

#### Fewest Allowed, Game

118 vs. Cincinnati, 1/5/13 (WC)

139 vs. Oakland, 1/7/17 (WC)

#### Most, Season, Both Teams

1,049 2012

#### Most, Game, Both Teams

669 Texans 334 at New England 335, 1/13/13 (Div)

459 Texans 180 vs. New England 279, 1/14/17 (Div)

#### Fewest, Season, Both Teams

285 2015

#### Fewest, Game, Both Teams

285 Texans 112 vs. Kansas City 173, 1/9/16 (WC)

307 Texans 168 vs. Oakland 139, 1/7/17 (WC)

# POSTSEASON TEAM RECORDS

## GROSS YARDS PASSING

### Most, Season

605 2012

### Most, Game

343 at New England, 1/13/13 (Div)

262 vs. Cincinnati, 1/5/13 (WC)

### Fewest, Season

136 2015

### Fewest, Game

136 vs. Kansas City, 1/9/16 (WC)

159 vs. Cincinnati, 1/7/12 (WC)

### Most Allowed, Season

471 2012

### Most Allowed, Game

344 at New England, 1/13/13 (Div)

287 at New England, 1/14/17 (Div)

### Fewest Allowed, Season

190 2015

### Fewest Allowed, Game

127 vs. Cincinnati, 1/5/13 (WC)

161 vs. Oakland, 1/7/17 (WC)

## PASS ATTEMPTS

### Most, Season

89 2012

### Most, Game

51 at New England, 1/13/13 (Div)

40 at New England, 1/14/17 (Div)

### Fewest, Season

34 2015

### Fewest, Game

20 vs. Cincinnati, 1/7/12 (WC)

25 vs. Oakland, 1/7/17 (WC)

### Most, Season, Opponent

83 2016

### Most, Game, Opponent

45 vs. Oakland, 1/7/17 (WC)

42 vs. Cincinnati, 1/7/12 (WC)

### Fewest, Season, Opponent

22 2015

## PASS COMPLETIONS

### Most, Season

63 2012

### Most, Game

34 at New England, 1/13/13 (Div)

29 vs. Cincinnati, 1/5/13 (WC)

### Fewest, Season

15 2015

### Fewest, Game

11 vs. Cincinnati, 1/7/12 (WC)

14 vs. Oakland, 1/7/17 (WC)

### Most, Season, Opponent

41 2011

### Most, Game, Opponent

27 vs. Cincinnati, 1/7/12 (WC)

25 at New England, 1/13/13 (Div)

### Fewest, Season, Opponent

17 2015

### Fewest, Game, Opponent

14 vs. Cincinnati, 1/5/13 (WC)

14 at Baltimore, 1/15/12 (Div)

## TOUCHDOWN PASSES

### Most, Season

2 2012, 2016

1 2011

### Most, Game

2 at New England, 1/13/13 (Div)

1 3x, last at New England, 1/14/17 (Div)

### Most, Season, Opponent

3 2012, 2016

2 2011

### Most, Game, Opponent

3 at New England, 1/13/13 (Div)

2 2x - last vs. New England, 1/14/17 (Div)

## CONSECUTIVE GAMES WITH A PASSING TOUCHDOWN

### Texans

vs. Oakland 1/7/17 (WC) through at New England 1/14/17 (Div)

### Opponent

at New England 1/13/13 through at New England 1/14/17 (Div)

## FIRST DOWNS

### Most, Season

49 2012

### Most, Game

25 at New England, 1/13/13 (Div)

24 vs. Cincinnati, 1/5/13 (WC)

### Fewest, Season

14 2015

### Fewest, Game

14 vs. Kansas City, 1/9/16 (WC)

14 at New England, 1/14/17 (Div)

### Most Allowed, Season

36 2012, 2016

### Most Allowed, Game

24 at New England, 1/13/13 (Div)

21 vs. Cincinnati, 1/7/12 (WC)

### Fewest Allowed, Season

18 2015

### Fewest Allowed, Game

11 at Baltimore, 1/15/12 (Div)

12 vs. Cincinnati, 1/5/13 (WC)

### Most, Season, Both Teams

85 2012

### Most, Game, Both Teams



## POSTSEASON TEAM RECORDS

49 Texans 25 at New England 24, 1/13/13 (Div)

40 Texans 19 vs. Cincinnati 21, 1/7/12 (WC)

### Fewest, Season, Both Teams

32 2015

### Fewest, Game, Both Teams

27 Texans 16 at Baltimore 11, 1/15/12 (Div)

32 Texans 14 vs. Kansas City 18, 1/9/16 (WC)

## RUSHING FIRST DOWNS

### Most, Season

14 2011

### Most, Game

9 vs. Cincinnati, 1/7/12 (WC)

8 vs. Cincinnati, 1/5/13 (WC)

### Fewest, Season

3 2015

### Fewest, Game

3 vs. Kansas City, 1/9/16 (WC)

### Most, Season, Opponent

13 2012

### Most, Game, Opponent

8 vs. Kansas City, 1/9/16 (WC)

8 at New England, 1/13/13 (Div)

8 vs. Cincinnati, 1/7/12 (WC)

### Fewest, Season, Opponent

8 2015

### Fewest, Game, Opponent

2 at Baltimore, 1/15/12 (Div)

3 vs. Oakland, 1/7/17 (WC)

## PASSING FIRST DOWNS

### Most, Season

14 2011

### Most, Game

9 vs. Cincinnati, 1/7/12 (WC)

8 vs. Cincinnati, 1/5/13 (WC)

### Fewest, Season

3 2015

### Fewest, Game

3 vs. Kansas City, 1/9/16 (WC)

### Most, Season, Opponent

13 2012

### Most, Game, Opponent

8 vs. Kansas City, 1/9/16 (WC)

8 at New England, 1/13/13 (Div)

8 vs. Cincinnati, 1/7/12 (WC)

### Fewest, Season, Opponent

8 2015

### Fewest, Game, Opponent

2 at Baltimore, 1/15/12 (Div)

3 vs. Oakland, 1/7/17 (WC)

## PASSING FIRST DOWNS

### Most, Season

32 2012

### Most, Game

19 at New England, 1/13/13 (Div)

13 vs. Cincinnati, 1/5/13 (WC)

### Fewest, Season

10 2015

### Fewest, Game

8 at New England, 1/14/17 (Div)

9 2x - last: vs. Oakland, 1/7/17 (WC)

### Most, Season, Opponent

23 2016

20 2011, 2012

### Most, Game, Opponent

15 at New England, 1/13/13 (Div)

12 at New England, 1/14/17 (Div)

### Fewest, Season, Opponent

8 2015

### Fewest, Game, Opponent

5 vs. Cincinnati, 1/5/13 (WC)

8 vs. Kansas City, 1/9/16 (WC)

## FIRST DOWNS BY PENALTY

### Most, Season

5 2016

### Most, Game

3 2x - last: vs. Oakland, 1/7/17 (WC)

2 at New England, 1/14/17 (Div)

### Fewest, Season

1 2011, 2015

### Fewest, Game

0 at Baltimore, 1/15/12 (Div)

1 3x - last: vs. Kansas City, 1/9/16 (WC)

### Most, Season, Opponent

4 2016

### Most, Game, Opponent

2 5x - last: at New England, 1/14/17 (Div)

### Fewest, Season, Opponent

2 2011, 2015

### Fewest, Game, Opponent

0 at Baltimore, 1/15/12 (Div)

1 at New England, 1/13/13 (Div)

## FIELD GOALS

### Most, Season

6 2012

### Fewest, Season

0 2015

### Most Attempted, Season

6 2012

### Fewest Attempted, Season

0 2015

### Most Attempted, Game

4 vs. Cincinnati, 1/5/13 (WC)

## POSTSEASON TEAM RECORDS

3	at Baltimore, 1/15/12 (Div)
3	at New England, 1/14/17 (Div)
<b>Most Converted, Game</b>	
4	vs. Cincinnati, 1/5/13 (WC)
3	at New England, 1/14/17 (Div)
<b>Consecutive Games Scoring Field Goals</b>	
4	1/7/12 – 1/13/13
<b>Most Field Goals Made, Season, Opponent</b>	
4	2012
<b>Fewest Field Goals Made, Season, Opponent</b>	
2	2016
<b>Most Field Goals Attempted, Season, Opponent</b>	
4	2011, 2012
<b>Fewest Field Goals Attempted, Season, Opponent</b>	
2	2016
<b>Most Field Goals Attempted, Game, Opponent</b>	
3	vs. Kansas City, 1/9/16 (WC)
2	5x - last: at New England, 1/14/17 (Div)
<b>Most Field Goals Converted, Game, Opponent</b>	
3	vs. Kansas City, 1/9/16 (WC)
2	4x - last: at New England, 1/14/17 (Div)
<b>Most Field Goals Converted, Game, Both Teams</b>	
6	Texans 4 vs. Cincinnati 2, 1/5/13 (WC)
5	Texans 3 at New England 2, 1/14/17 (Div)

### PUNTING

<b>Most, Season</b>	
17	2016
<b>Most, Game</b>	
9	vs. Oakland, 1/7/17
<b>Fewest, Season</b>	
5	2015
<b>Fewest, Game</b>	
3	vs. Cincinnati, 1/5/13 (WC)
<b>Most Yards, Season</b>	
755	2016
<b>Most Yards, Game</b>	
414	vs. Oakland, 1/7/17 (WC)
<b>Fewest Yards, Season</b>	
228	2015
<b>Fewest yards, Game</b>	
126	vs. Cincinnati, 1/5/13 (WC)
182	at New England, 1/13/13 (Div)
<b>Most Punts, Season, Opponent</b>	
16	2016
<b>Most Punts, Game, Opponent</b>	
10	vs. Oakland, 1/7/17 (WC)
<b>Fewest Punts, Season, Opponent</b>	
4	2015
<b>Fewest Punts, Game, Opponent</b>	
3	vs. Cincinnati, 1/7/12 (WC)
<b>Most Yards, Season, Opponent</b>	
697	2016
<b>Most Yards, Game, Opponent</b>	

457	vs. Oakland, 1/7/17 (WC)
<b>Fewest Punting Yards, Season, Opponent</b>	
181	2015
<b>Fewest Punting Yards, Game, Opponent</b>	
145	vs. Cincinnati, 1/7/12 (WC)
181	vs. Kansas City, 1/9/16 (WC)
<b>Most Punts, Season, Both Teams</b>	
33	2016
<b>Most Punts, Game, Both Teams</b>	
19	Texans 9 vs. Oakland 10, 1/7/17 (WC)
<b>Fewest Punts, Season, Both Teams</b>	
9	2015
<b>Fewest Punts, Game, Both Teams</b>	
8	Texans 3 vs. Cincinnati 5, 1/5/13 (WC)
8	Texans 5 vs. Cincinnati 3, 1/7/12 (WC)
<b>Highest Punting Average, Season</b>	
44.4	2016, 17 punts
<b>Lowest Punting Average, Season</b>	
38.5	2012, 5 punts
<b>Highest Punting Average, Game (Minimum 4 punts)</b>	
50.2	vs. Cincinnati, 1/7/12 (WC), 5 punts
<b>Highest Punting Average, Season, Opponent</b>	
49.7	2012, 10 punts
<b>Highest Punting Average, Game, Opponent (Minimum 4 punts)</b>	
52.8	at New England, 1/13/13 (Div), 5 punts
<b>Lowest Punting Average, Season, Opponent</b>	
45.3	2015, 4 punts
<b>Lowest Punting Average, Game, Opponent (Minimum 4 punts)</b>	
45.3	vs. Kansas City, 1/9/16 (WC), 4 punts
45.7	vs. Oakland, 1/7/17 (WC), 10 punts

### PUNT RETURNS

<b>Most, Season</b>	
9	2011
<b>Most, Game</b>	
6	at Baltimore, 1/15/12 (Div)
4	vs. Oakland, 1/7/17 (WC)
<b>Fewest, Season</b>	
0	2015
<b>Fewest, Game</b>	
0	vs. Kansas City, 1/9/16 (WC)
<b>Most Yards, Season</b>	
57	2016
<b>Most Yards, Game</b>	
34	at New England, 1/14/17 (Div)
23	vs. Oakland, 1/7/17 (WC)
<b>Fewest Yards, Season</b>	
0	2015
<b>Fewest Yards, Game</b>	
0	vs. Kansas City, 1/9/16 (WC)
4	at Baltimore, 1/15/12 (Div)
<b>Highest Average, Season</b>	
9.5	2016 (6-57)
<b>Highest Average, Game (Minimum 4 returns)</b>	

## POSTSEASON TEAM RECORDS

5.8	vs. Oakland, 1/7/17 (WC)
<b>Lowest Average, Season</b>	
0	2015 (0-0)
<b>Lowest Average, Game (Minimum 4 returns)</b>	
0.7	at Baltimore, 1/15/12 (Div)
<b>Most Returns, Season, Opponent</b>	
10	2016
<b>Most Returns, Game, Opponent</b>	
6	vs. Oakland, 1/7/17 (WC)
<b>Fewest Punt Returns, Season, Opponent</b>	
3	2011
<b>Fewest Punt Returns, Game, Opponent</b>	
0	at Baltimore, 1/15/12 (Div)
1	at New England, 1/13/13 (Div)
<b>Most Punt Return Yards, Season, Opponent</b>	
96	2016
<b>Most Punt Return Yards, Game, Opponent</b>	
70	vs. Oakland, 1/7/17 (WC)
34	vs. Kansas City, 1/9/16 (WC)
<b>Fewest Punt Return Yards, Season, Opponent</b>	
12	2012
<b>Fewest Punt Return Yards, Game, Opponent</b>	
0	at New England, 1/13/13 (Div)
0	at Baltimore, 1/15/12 (Div)
<b>Highest Punt Return Average, Season, Opponent</b>	
9.6	2016 (10-96)
<b>Highest punt return Average, Game, Opponent, (Minimum 4 returns)</b>	
11.7	vs. Oakland, 1/7/17 (WC)
<b>Lowest Punt Return Average, Season, Opponent</b>	
3	2012 (4-12)
<b>Lowest Punt Return Average, Game, Opponent (Minimum 4 returns)</b>	
6.5	at New England, 1/14/17 (Div)
<b>Most Touchdowns, Punt Returns</b>	
None	
<b>Most Touchdowns, Punt Returns, Opponent</b>	
None	

## KICKOFF RETURNS

<b>Most, Season</b>	
7	2012
<b>Most, Game</b>	
5	at New England, 1/13/13 (Div)
4	at Baltimore, 1/15/12 (Div)
<b>Fewest, Season</b>	
0	2015
<b>Fewest, Game</b>	
0	vs. Kansas City, 1/9/16 (WC)
0	vs. Cincinnati, 1/7/12 (WC)
<b>Most Yards, Season</b>	
277	2012
<b>Most Yards, Game</b>	
230	at New England, 1/13/13 (Div)
<b>Fewest Yards, Season</b>	
0	2015

## Fewest Yards, Game

0	vs. Kansas City, 1/9/16 (WC)
0	vs. Cincinnati, 1/7/12 (WC)
<b>Highest Average, Season</b>	
39.6	2012 (7-277)
<b>Highest Average, Game (Minimum 4 returns)</b>	
46.0	at New England, 1/13/13 (Div) (5-230)
<b>Lowest Average, Season</b>	
0.0	2015 (0-0)
<b>Lowest Average, Game (Minimum 4 returns)</b>	
33.3	at Baltimore, 1/15/12 (Div) (4-133)
<b>Most Returns, Season, Opponent</b>	
9	2012
<b>Most Returns, Game, Opponent</b>	
6	vs. Cincinnati, 1/5/13 (WC)
3	3x - last: at New England, 1/14/17 (Div)
<b>Fewest Returns, Season, Opponent</b>	
1	2015
<b>Fewest Returns, Game, Opponent</b>	
1	vs. Kansas City, 1/9/16 (WC)
1	vs. Cincinnati, 1/7/12 (WC)
1	at Baltimore, 1/15/12 (Div)
<b>Most Return Yards, Season, Opponent</b>	
207	2012
<b>Most Return Yards, Game, opponent</b>	
156	vs. Cincinnati, 1/5/13 (WC)
124	at New England, 1/14/17 (Div)
<b>Fewest Return Yards, Season, Opponent</b>	
47	2011
<b>Fewest Return Yards, Game, Opponent</b>	
22	vs. Cincinnati, 1/7/12 (WC)
25	at Baltimore, 1/15/12 (Div)
<b>Highest Return Average, Season, Opponent</b>	
106.0	2015 (1-106)
<b>Highest Return Average, Game, Opponent (Minimum 4 returns)</b>	
26.0	vs. Cincinnati, 1/5/13 (WC) (6-156)
<b>Lowest Return Average, Season, Opponent</b>	
23.0	2012 (9-207)
<b>Lowest Return Average, Game, Opponent (Minimum 4 returns)</b>	
26.0	vs. Cincinnati, 1/5/13 (WC) (6-156)
<b>Most Touchdowns, Kickoff Returns, Season</b>	
None	
<b>Most Touchdowns, Kickoff Returns, Game</b>	
None	
<b>Most Touchdowns, Kickoff Returns, Season, Opponent</b>	
1	2015, 2016
<b>Most Touchdowns, Kickoff Returns, Game, Opponent</b>	
1	Knile Davis, 106 yards vs. Kansas City, 1/9/16 (WC)
1	Dion Lewis, 98 yards at New England, 1/14/17 (Div)

## FUMBLES

<b>Most Fumbles, Season</b>	
3	2011, 2012, 2016
<b>Most Fumbles, Game</b>	



## POSTSEASON TEAM RECORDS

3	at Baltimore, 1/15/12 (Div)
3	at New England, 1/13/13 (Div)
3	vs. Oakland, 1/7/17 (WC)
<b>Fewest Fumbles, Season</b>	
2	2015
<b>Fewest Fumbles, Game</b>	
0	vs. Cincinnati, 1/5/13 (WC)
0	vs. Cincinnati, 1/7/12 (WC)
0	at New England, 1/14/17 (Div)
<b>Most Fumbles Lost, Season</b>	
1	2011, 2015
<b>Most Fumbles Lost, Game</b>	
1	vs. Kansas City, 1/9/16 (WC)
1	at Baltimore, 1/15/12 (Div)
<b>Fewest Fumbles Lost, Season</b>	
0	2012, 2016
<b>Fewest Fumbles Lost, Game</b>	
0	5x - last: at New England, 1/14/17 (Div)
<b>Most Touchdowns, Fumble Recovery, Season</b>	
None	
<b>Most Touchdowns, Fumble Recovery, Game</b>	
None	
<b>Most Fumbles, Season, Opponent</b>	
4	2011
<b>Most Fumbles, Game, Opponent</b>	
3	at Baltimore, 1/15/12 (Div)
2	at New England, 1/14/17 (Div)
1	vs. Cincinnati, 1/5/13 (WC)
1	vs. Cincinnati, 1/7/12 (WC)
<b>Fewest Fumbles, Season, Opponent</b>	
0	2015
<b>Fewest Fumbles, Game, Opponent</b>	
0	3x - last: vs. Oakland, 1/7/17 (WC)
<b>Most Fumbles Lost, Season, Opponent</b>	
1	at New England, 1/14/17 (Div)

## INTERCEPTIONS

<b>Most Interceptions, Season</b>	
5	2016
<b>Most Interceptions, Game</b>	
3	vs. Cincinnati, 1/7/12 (WC)
3	vs. Oakland, 1/7/17 (WC)
2	at New England, 1/14/17 (Div)
<b>Fewest Interceptions, Season</b>	
1	2012, 2015
<b>Fewest Interceptions, Game</b>	
0	at New England, 1/13/13 (Div)
0	at Baltimore, 1/15/12 (Div)
<b>Most Interceptions, Season, Opponent</b>	
4	2015
<b>Most Interceptions, Game, Opponent</b>	
4	vs. Kansas City, 1/9/16 (WC)
3	at Baltimore, 1/15/12 (Div)
3	

	at New England, 1/14/17 (Div)
<b>Fewest Interceptions, Season, Opponent</b>	
2	2012
<b>Fewest Interceptions, Game, Opponent</b>	
0	vs. Cincinnati, 1/7/12 (WC)
0	vs. Oakland, 1/7/17 (WC)
1	at New England, 1/13/13 (Div)
1	vs. Cincinnati, 1/5/13 (WC)
<b>Most Interception Return Yards, Season</b>	
42	2016
<b>Interceptions Returned for Touchdowns, Season</b>	
1	2011
<b>Most Interception Return Yards, Game</b>	
29	vs. Oakland, 1/7/17 (WC)
28	vs. Cincinnati, 1/7/12 (WC)
<b>Interceptions Returned for Touchdowns, Game</b>	
1	vs. Cincinnati, 1/7/12 (WC)
<b>Interceptions Returned for Touchdowns, Season, Opponent</b>	
1	2012
<b>Interceptions Returned for Touchdowns, Game, Opponent</b>	
1	vs. Cincinnati, 1/5/13 (WC)
<b>Most Interception Return Yards, Season, Opponent</b>	
58	2016
<b>Most Interception Return Yards, Game, Opponent</b>	
58	at New England, 1/14/17 (Div)
35	vs. Kansas City, 1/9/16 (WC)
21	vs. Cincinnati, 1/5/13 (WC)

## TOTAL TURNOVERS

<b>Most Giveaways, Season</b>	
5	2015 (4 interceptions, 1 fumble)
<b>Fewest Giveaways, Season</b>	
2	2012 (2 interceptions)
<b>Most Giveaways, Game</b>	
5	vs. Kansas City, 1/9/16 (WC) (4 interceptions, 1 fumble)
4	at Baltimore, 1/15/12 (Div) (3 interceptions, 1 fumble)
3	at New England, 1/14/17 (Div) (3 interceptions)
<b>Fewest Giveaways, Game</b>	
0	vs. Cincinnati, 1/7/12 (WC)
0	vs. Oakland, 1/7/17 (WC)
<b>Most Takeaways, Season</b>	
6	2016 (5 interceptions, 1 fumble)
3	2011 (3 interceptions)
<b>Fewest Takeaways, Season</b>	
1	2015 (1 interception)
1	2012 (1 interception)
<b>Most Takeaways, Game</b>	
3	vs. Cincinnati, 1/7/12 (WC) (3 interceptions)
3	vs. Oakland, 1/7/17 (WC) (3 interceptions)
3	at New England, 1/14/17 (Div) (2 interceptions, 1 fumble)
<b>Fewest Takeaways, Game</b>	
0	at New England, 1/13/13 (Div)
0	at Baltimore, 1/15/12 (Div)

# POSTSEASON TEAM RECORDS

## SACKS

### SACKS

#### Most Sacks, Season

9 2011

#### Most Sacks, Game

5 at Baltimore, 1/15/12 (Div)

4 vs. Cincinnati, 1/7/12 (WC)

#### Fewest Sacks, Season

3 2012, 2015

#### Fewest Sacks, Game

1 at New England, 1/13/13 (Div)

2 vs. Cincinnati, 1/5/13 (WC)

2 at New England, 1/14/17 (Div)

#### Most Sacks, Season, Opponent

3 2015, 16

#### Most Sacks, Game, Opponent

3 vs. Kansas City, 1/9/16 (WC)

3 at New England, 1/14/17 (Div)

#### Fewest Sacks, Season, Opponent

1 2012

#### Fewest Sacks, Game, Opponent

0 vs. Cincinnati, 1/5/13 (WC)

0 at Baltimore, 1/15/12 (Div)

0 vs. Oakland, 1/7/17 (WC)

## PASSES DEFENDED

#### Game

13 vs. Oakland, 1/7/17 (WC)

### SAFTIES

#### Season

None

#### Game

None

#### Game, Opponent

None

## PENALTIES

#### Most Penalties, Season

12 2016

#### Most Penalties, Game

7 2x - last: vs. Oakland, 1/7/17 (WC)

5 2x - last: at New England, 1/14/17 (Div)

#### Fewest Penalties, Season

4 2015

#### Fewest Penalties, Game

3 at New England, 1/13/13 (Div)

3 at Baltimore, 1/15/12 (Div)

#### Most Yards Penalized, Season

140 2016

#### Most Yards Penalized, Game

87 vs. Cincinnati, 1/7/12 (WC)

75 at New England, 1/14/17 (Div)

#### Fewest Yards Penalized, Season

29 2015

#### Fewest Yards Penalized, Game

20 at New England, 1/13/13 (Div)

20 at Baltimore, 1/15/12 (Div)

#### Most Penalties, Season, Opponent

13 2016

#### Most Penalties, Game, Opponent

8 vs. Oakland, 1/7/17 (WC)

5 4x - last: at New England, 1/14/17 (Div)

#### Fewest Penalties, Season, Opponent

3 2011

#### Fewest Penalties, Game, Opponent

3 vs. Cincinnati, 1/7/12 (WC)

0 at Baltimore, 1/15/12 (Div)

#### Most Yards Penalized, Season, Opponent

113 2016

#### Most Yards Penalized, Game, Opponent

63 vs. Oakland, 1/7/17 (WC)

56 at New England, 1/13/13 (Div)

#### Fewest Yards Penalized, Season, Opponent

25 2011

#### Fewest Yards Penalized, Game, Opponent

0 at Baltimore, 1/15/12 (Div)

25 vs. Cincinnati, 1/7/12 (WC)

#### Most Penalties, Season, Both Teams

25 2016

#### Most Penalties, Game, Both Teams

15 Texans 7 vs. Oakland 8, 1/7/17 (WC)

12 Texans 7 vs. Cincinnati 5, 1/5/13 (WC)

#### Fewest Penalties, Season, Both Teams

9 2015

#### Fewest penalties, Game, Both Teams

3 Texans 3 at Baltimore 0, 1/15/12 (Div)

8 Texans 3 at New England 5, 1/13/13 (Div)

8 Texans 5 vs. Cincinnati 3, 1/7/12 (WC)

#### Most Yards Penalized, Season, Both Teams

253 2016

#### Most Yards Penalized, Game, both teams

128 Texans 65 vs. Oakland 63, 1/7/17 (WC)

125 Texans 75 at New England 50, 1/14/17 (Div)

#### Fewest Yards Penalized, Season, Both Teams

81 2015

#### Fewest Yards Penalized, Game, Both Teams

20 Texans 20 at Baltimore 0, 1/15/12 (Div)

76 Texans 20 at New England 56, 1/13/13 (Div)

## POSTSEASON TEAM RECORDS

### ATTENDANCE

#### Home Games

71,800	vs. Kansas City, 1/9/16 (WC)
71,790	vs. Oakland, 1/7/17 (WC)
71,738	vs. Cincinnati, 1/5/13 (WC)
71,725	vs. Cincinnati, 1/7/12 (WC)

#### Away Games

71,547	at Baltimore, 1/15/12 (Div)
68,756	at New England, 1/13/13 (Div)
66,829	at New England, 1/14/17 (Div)



