



HOUSTON
TEXANS

2017

MEDIA GUIDE



TABLE OF CONTENTS

TEXANS MEDIA POLICY AND MEDIA SERVICES.....	2-4
TEXANS STAFF DIRECTORY	5-6
EXECUTIVE MANAGEMENT	7-20
Robert C. McNair, Founder, Chairman and CEO	8-9
D. Cal McNair, Vice Chairman and COO.....	10
Texans Limited Partners.....	11
Rick Smith, Executive VP of Football Ops & General Manager	12-13
Jamey Rootes, President.....	14
Suzie Thomas, Executive Vice President, General Counsel & CAO ...	14
Greg Grissom, Sr. Vice President, Corporate Development.....	15
John Schriever, Sr. Vice President, Ticketing & Event Management..	15
Scott Schwinger, Sr. VP, Chief Financial Officer & Treasurer	15
Emmett Baylor III, Vice President, Security	16
Jennifer Dabkowski, Vice President, Marketing & Community Development..	16
Greg Kondritz, Vice President and Associate General Counsel	17
Marilyn Logan, Vice President and Chief Accounting Officer	17
Chris Olsen, Vice President, Football Administration	17
Jimmy Raye III, VP of Player Personnel/Asst. General Manager	18
Jeff Schmitz, Vice President, Information Technology	18
Marc Vandermeer, Vice President, Broadcasting & Play-By-Play Voice ...	19
Greg Watson, Vice President, Finance.....	19
Doug West, Vice President, Football Operations	19
COACHING STAFF	21-44
Bill O'Brien, Head Coach.....	22-23
Romeo Crennel, Assistant Head Coach/Defense.....	24-25
Mike Vrabel, Defensive Coordinator	26
Larry Izzo, Special Teams Coordinator	27
Jim Bernhardt, Director of Football Research.....	28
Shane Bowen, Defensive Assistant.....	29
John Butler, Secondary Coach.....	30
Doug Colman, Assistant Special Teams Coordinator	31
Mike Devlin, Offensive Line Coach.....	32
Tim Kelly, Tight Ends Coach	33
Bobby King, Linebackers Coach.....	34
Will Lawing, Offensive Assistant/Offensive Line	35
Charles London, Running Backs Coach.....	36
Anthony Midget, Assistant Secondary Coach.....	37
Pat O'Hara, Offensive Assistant/Quarterbacks.....	38
John Perry, Wide Receivers Coach.....	39
Sean Ryan, Quarterbacks Coach.....	40
Anthony Weaver, Defensive Line Coach.....	41
Wes Welker, Offensive/Special Teams Assistant	42
Craig Fitzgerald, Head Strength and Conditioning Coach.....	43
Brian Bell, Assistant Strength and Conditioning Coach.....	43
Ian Jones, Assistant Strength and Conditioning Coach.....	44
FOOTBALL OPERATIONS STAFF	45-58
Texans Scouting and Personnel Staff	46-50
Support Staff.....	51-57

TEXANS STAFF	59-66
2016 TEXANS SEASON IN REVIEW	67-96
2016 Regular Season Statistics.....	68-69
2016 Postseason Statistics.....	70-71
2016 Texans Participation	72
2016 Texans Starters	73
Texans Highs and Lows	74-75
2016 Texans Transactions	76-77
2016 Final NFL Standings	78
2016 Texans Game Summaries	79-96
TEXANS HISTORY	97-164
Year-by-Year Results	98-106
All-Time Head Coach Records	106
2017 Texans Schedule	107
Texans Attendance Records	108
All-Time Series Totals.....	108
All-Time Series Results	109-110
All-Time Preseason Results	111
All-Time Preseason Records	111
All-Time Alphabetic Roster	112-114
All-Time Numeric Roster.....	115-117
All-Time Practice Squad Roster.....	118
All-Time Injured Reserve	119
All-Time Coaches	120
Texans Trade History	121
Texans Free Agency History	122-124
Texans Primetime Results.....	124
Texans Overtime Results	125
Texans Honors	126-127
Texans Draft History	128-129
Texans Yearly Final Statistics.....	130-163
TEXANS KICKOFF	165-176
Training Camp	166-167
2017 NFL Schedule	168-169
Texans On The Air.....	170-174
NRG Stadium.....	175
PLAYER BIOS.....	177-288
Veterans.....	178-269
Draft Picks	270-276
College Free Agents	277-287
Reserve/Physically Unable To Perform	288
TEXANS RECORDS	289-338
All-Time Leaders.....	290
Year-By-Year Leaders.....	291-292
Regular Season Records.....	293-316
Postseason Records.....	317-338

2017 HOUSTON TEXANS MEDIA GUIDE

The 2017 Houston Texans Media Guide can be found online at <http://Texans.1stRoundMediaGroup.com>. There is no print version. Player bios, rosters, transactions and records are updated weekly during the season and electronically distributed to media. Elements of the media guide that remain relatively unchanged are not included in the Weekly Game Releases.

MEDIA GUIDE CREDITS

EDITORS: Amy Palcic, Omar Majzoub, Allie LeClair, Nathan Edwards, Chloe Delclos, Greg Maiola, Evan Dunbar

PHOTOGRAPHY: Matt Patterson, Bill Baptist, Mike Welsch, Paul Ladd Photography

DESIGN: Ciara Macaulay

HOUSTON TEXANS MEDIA POLICY

MEDIA CREDENTIALS

Media credentials will be granted based on the following guidelines:

1. Houston-area media agencies which cover the Houston Texans on a daily basis will receive top priority.
2. Media agencies which cover the opposing team as requested by the opposing team's public relations staff.
3. National media agencies which cover the National Football League regularly (includes online properties such as ESPN.com, Yahoo! Sports, CBSSports.com, etc.).
4. Daily or weekly newspapers with a circulation of at least 100,000.
5. Television stations with a nightly news show & a nightly sports segment.
6. Radio stations with a 24-hour sports format that are affiliated with a national radio network (i.e. ESPN, Westwood One, etc.).
7. Daily or weekly newspapers with a circulation of at least 50,000.
8. Other requests not falling under one of the above categories will be considered on the basis of space availability in the NRG Stadium press box.
9. No freelance credentials will be granted.

Season-long credentials are issued in August; game-by-game credentials must be requested before 5 p.m. on the Tuesday prior to each home game. All credential requests must be submitted online at <http://media.houstontexans.com>.

CREDENTIAL REQUESTS (ROAD GAMES)

If you are a regular member of the Houston media who wishes to cover the Texans on the road, submit your request for game credentials and parking passes through Amy Palcic at amy.palcic@houstontexans.com. All requests must be submitted no later than one game prior to a road contest. Credentials will be distributed on either Wednesday or Thursday during open locker room.

GAME DAY PARKING

Parking for Texans games must be applied for online at <http://media.houstontexans.com>. The appropriate parking pass will be required for access to media parking lots on game day.

ENTRY ON GAME DAY

The media entrance at NRG Stadium is on the west side of the stadium at the corner of Kirby and Murworth. Enter through the media entrance which is located just right of the Verizon VIP gate.

MEDIA WILL CALL

Media will call is located on the west side of the stadium at the corner of Kirby and Murworth. The media will call gate is located just right of the Verizon VIP gate. The appropriate game credential must be presented at the media entrance for admission into the stadium. Game credentials not picked up in advance will be available on game day at the media will call window. Please remember to bring valid identification. The window will open three hours prior to kickoff and bags will be checked upon entrance to the stadium.

INTERNET

The Texans press box offers complimentary wireless Internet. If you have any questions on game day, see a member of the Texans communications department, seated on the second level of the press box, or call (832) 667-2831 for home PR.

POSTGAME INTERVIEWS AND LOCKER ROOM ACCESS

Members of the media needing to conduct postgame interviews will be given access to the Texans and visiting interview rooms after the game, as well as the home and visiting locker rooms. **NO STILL PHOTOGRAPHERS, CELL PHONE VIDEOS OR AUTOGRAPHS ARE ALLOWED IN THE TEXANS LOCKER ROOM.** With six minutes remaining in the game, take the media elevator to the field level. Videographers without field access will be in the team auditorium for the duration of the game. Bill O'Brien's postgame interview session with the media will begin approximately 10 minutes following the conclusion of the game and will be held in the Texans Team Auditorium (white arrow). Electronic media covering the press conference are asked to use the multibox to ease congestion at the podium. Both team locker rooms will be open to press bearing the proper credentials following the NFL-mandated 10-minute cooling-off period. The visiting head coach will be available in the visitor's interview room across from the visiting locker room.

To reach either locker room from the press box, simply take the elevator to the service level and follow proper direction arrows on the ground:

Blue - Texans locker room

Red - Visitors locker room

White - Texans postgame press conference

PRESS BOX

The press box phone numbers are (832) 667-2831 (home PR) and (832) 667-2814 (visiting PR).

PHOTOGRAPHERS

Photographers who are credentialed on a season-long basis for sideline access will be required to wear a photo vest. Sideline access for NFL games is limited to photographers on assignment for recognized or sports publications. No one except network television personnel and authorized game personnel will be admitted to the field without a camera. All field photographers must remain outside the bench areas and outside the yellow border surrounding the playing field.

MEDIA WORKROOM

The media workroom is located on the service level at NRG Stadium across from the Texans locker room. The room is available to working media throughout the week. Texans information, NFL news releases and other information are available. Wireless service is available in the media workroom.

INTERVIEW REQUESTS

All interview requests for Houston Texans executives, coaches and players should go through the Texans communications department. Please give at least 48 hours for your request.

For Texans players and assistant coaches, please send your request to Omar Majzoub (email: omar.majzoub@houstontexans.com; phone: (832) 667-2241) or Nathan Edwards (email: nathan.edwards@houstontexans.com; phone: (832) 667-2282).

Requests for Bob McNair, Rick Smith, Bill O'Brien and DE J.J. Watt should be sent to the attention of Amy Palcic (email: amy.palcic@houstontexans.com; phone: (832) 667-2220).

O'Brien's Monday news conference is held in the media workroom. He also speaks with the Texans' media on Wednesday through Friday in the media workroom (times will be emailed out at the beginning of each week).

HOUSTON TEXANS MEDIA POLICY

OPEN LOCKER ROOM PERIODS

The Texans will have open locker room periods on Wednesday, Thursday and Friday.

Special requests can be fulfilled on Monday or Tuesday, but it should be cleared with a member of the Texans communications department. You should give at least a week's notice for special arrangements on Monday and Tuesday. Everyone in the locker room must dress professionally and have a job function. The Texans communications department can remove any member of the media from the locker room for improper dress or unprofessional behavior.

PRACTICE REGULATIONS

Texans locker room and practices will be open to the media during the week as specified. We will provide a specific time during practice for shooting video.

PRESS RELEASES

The Texans' weekly press releases, as well as other news and information on the club, can be accessed on the team's official website at <http://www.houstontexans.com> or in the media section at <http://media.houstontexans.com>. Members of the media can also access league information from the NFL's media site at <http://www.nflcommunications.com>. The NFL's official web site address is <http://www.NFL.com>.

PARKING DURING THE WEEK

Parking for covering Texans weekly press conferences, open locker room or for access to the media workroom, use the Teal Lot, located at the northeast corner of Kirby and Murworth.

LIVE SHOTS

MONDAY-FRIDAY

Live shots on NRG Park property must be set up through the Texans communications department in conjunction with SMG. Please contact **Nathan Edwards** at nathan.edwards@houstontexans.com or (832)-667-2282 before setting up a live shot. Locations will be arranged through the communications department. Please give the Texans at least 12 hours advance notice to ensure proper set-up.

GAMEDAY

NFL network television partners and Texans media partners will be given priority for live shots at NRG Stadium. Television stations are allowed to shoot live at NRG Stadium until one hour before kickoff in the southwest corner of the field. Permission from the Texans communications department is required at least 48 hours before the game in order to shoot live.

NFL network television partners and Texans media partners are the only broadcast entities permitted to shoot live from inside NRG Stadium in the hour following the conclusion of the game.

Live shots and live streaming are **NOT PERMITTED** from the Texans postgame locker room for any entity.

HOUSTON TEXANS MEDIA SERVICES

HOUSTON TEXANS MEDIA WEBSITE

To access the Houston Texans media website, go to <http://media.houstontexans.com>. The section contains all Texans press materials, historical information, updated team statistics, media guides and credential information. Applications are being accepted for training camp, season and individual game credentials.

To apply for game credentials, please submit your request on the website the Tuesday before a Texans home game by 5 p.m. CT.

Fans can access coverage on <http://www.HoustonTexans.com> throughout the season on Texans TV. The Texans broadcast live streaming video of press conferences as well as game highlights, interviews, in-depth team features, community recaps, NFL Network footage and much more.



HOUSTON TEXANS MEDIA GUIDE & GAME RELEASES

The complete 2017 Houston Texans Media Guide is available online at <http://Texans.1stRoundMediaGroup.com>.

Player bios and the Houston Texans record books are updated weekly during the season and are electronically distributed to media, as well as made available online at the Houston Texans media website.

The online version has been improved and is available in PDF format, allowing media to print, copy and paste information in an easier fashion. Player bios will be updated following each game, as will the roster, history and records sections. PDF versions of the media guide are available online as well.

HOUSTON TEXANS GAMEDAY STATISTICS AND TRANSCRIPTS

In an effort to significantly reduce paper waste at NRG Stadium, the Houston Texans will digitally host in-game statistics and postgame transcripts on <http://media.houstontexans.com> during the 2017 season. Links will be distributed to media in attendance prior to kickoff of each game, and media will be notified when new content has been posted. Hard copies will be available upon request.

HOUSTON TEXANS MEDIA SERVICES

HOUSTON TEXANS FTP & SHARE SITE

The Texans launched a new version of the FTP site in 2016 and will upload b-roll and clips of video interviews on a consistent basis. If you would like to be added to the email list, members of which receive emails when new content is uploaded, please contact Communications Coordinator **Nathan Edwards** at nathan.edwards@houstontexans.com.

TEXANS PR ON TWITTER

For up-to-the-second news, press releases, transcripts, game information, bios, notes and a variety of other information on the Houston Texans, follow the Texans PR Department on Twitter: [@TexansPR](https://twitter.com/TexansPR).

TRANSCRIPTS

The Texans communications staff sends out transcripts of press conferences, open locker room interviews, and postgame interviews during the season. To be added to the Texans email list, please contact Communications Coordinator **Nathan Edwards** at nathan.edwards@houstontexans.com. All transcripts will also be posted on the Houston Texans media website at <http://media.houstontexans.com>.

HOUSTON TEXANS COMMUNICATIONS STAFF



Amy Palcic
Senior Director of
Communications




Omar Majzoub
Communications
Manager



Allie LeClair
Corporate Communications
Manager



Nathan Edwards
Communications
Coordinator



Greg Maiola
Communications Intern



Chloe Delclos
Corporate Communications
Intern

CONTACTING THE TEXANS COMMUNICATIONS STAFF

Staff Member	Email	Office Phone
Amy Palcic	amy.palcic@houstontexans.com	832-667-2220
Omar Majzoub	omar.majzoub@houstontexans.com	832-667-2241
Allie LeClair	allie.leclair@houstontexans.com	832-667-2050
Nathan Edwards	nathan.edwards@houstontexans.com	832-667-2282
Greg Maiola	greg.maiola@houstontexans.com	832-667-2037
Chloe Delclos	chloe.delclos@houstontexans.com	832-667-2085

Texans on Twitter: [@TexansPR](https://twitter.com/TexansPR)

Texans Media Site: <http://media.houstontexans.com>

Texans Media Guide & Game Releases: <http://Texans.1stRoundMediaGroup.com>

HOUSTON TEXANS STAFF DIRECTORY

FOUNDER, CHAIRMAN & CEO	Robert C. McNair
VICE CHAIRMAN & COO	D. Cal McNair
EXECUTIVE VP OF FOOTBALL OPS & GENERAL MANAGER.....	Rick Smith
HEAD COACH	Bill O'Brien
PRESIDENT	Jamey Rootes
Limited Partner	Kirbyjon H. Caldwell
Limited Partner	Mary Anne Dingus
Limited Partner	Charles W. Duncan III
Limited Partner	Harry Gee Jr.
Limited Partner	E. Javier Loya
Limited Partner	Kay M. Onstead
Limited Partner	Gary R. Petersen
Limited Partner	Fayez Sarofim
Limited Partner	Joseph W. Sutton

EXECUTIVE MANAGEMENT

Executive Vice President, General Counsel & Chief Administrative Officer	Suzie Thomas
Senior Vice President, Corporate Development	Greg Grissom
Senior Vice President, Ticketing & Event Services	John Schriever
Senior Vice President, Chief Financial Officer & Treasurer	Scott Schwinger
Vice President, Security	Emmett Baylor III
Vice President, Marketing & Community Development	Jennifer Dabkowski
Vice President, Risk Management	Jan Kelly
Vice President & Associate General Counsel	Greg Kondritz
Vice President & Chief Accounting Officer	Marilan Logan
Vice President, Football Administration	Chris Olsen
Vice President, Player Personnel & Assistant General Manager	Jimmy Raye III
Vice President, Information Technology	Jeff Schmitz
Vice President & Assistant Treasurer	Jon Southern
Vice President, Tax	Debra Strait
Vice President, Broadcasting & Play-By-Play Voice	Marc Vandermeer
Vice President, Finance	Greg Watson
Vice President, Football Operations	Doug West

EXECUTIVE ASSISTANTS

Executive Assistant to Robert C. McNair	Georgie Jozwiak
Executive Assistant, Chairman's Office	Susie Galvan
Executive Assistant to Rick Smith	Rita Daniels
Executive Assistant to Bill O'Brien	Christine Laur
Executive Assistant to Jamey Rootes	Bonny Marshall
Executive Assistant to Suzie Thomas	Ashley Tait
Executive Assistant to Scott Schwinger	Janet Spaulding
Executive Assistant to Marilan Logan	Cheryl Moffett
Executive Assistant to Chris Olsen & Doug West	Eva Graham

PLAYER PERSONNEL

Director of Pro Personnel	Rob Kiesel
Director of College Scouting	Jon Carr
Assistant Director of Pro Personnel	Larry Wright Jr.
Assistant Director of College Scouting	Mike Martin
National Scout	Frantzy Jourdain
College Scout	Ryan Cavanaugh
College Scout	Brad Mathews
College Scout	Mozique McCurtis
College Scout	Nathan Trott
College Scout	Seth Turner
Pro Scout	Tolu Lasaki
Player Personnel Scout	Chris Blanco

NFS Area Scout	Blaise Taggart
College Scouting Coordinator	Matt Jansen
Director of Football Information Systems	Russell Joyner
Football Applications Programmer	Michael Dore
Football Analytics Coordinator	Weller Ross
Football Administration Coordinator	Kevin Krajcovic
Administrative Assistant, Pro Personnel	Amber Davies
Administrative Assistant, College Scouting	Haley Kovar

COACHING

Assistant Head Coach/Defense	Romeo Crennel
Defensive Coordinator	Mike Vrabel
Special Teams Coordinator	Larry Izzo
Director of Football Research	Jim Bernhardt
Defensive Assistant	Shane Bowen
Secondary	John Butler
Assistant Special Teams Coordinator	Doug Colman
Offensive Line	Mike Devlin
Tight Ends	Tim Kelly
Linebackers	Bobby King
Offensive Assistant/Offensive Line	Will Lawing
Running Backs	Charles London
Assistant Secondary	Anthony Midget
Offensive Assistant/Quarterbacks	Pat O'Hara
Wide Receivers	John Perry
Quarterbacks	Sean Ryan
Defensive Line	Anthony Weaver
Offensive/Special Teams Assistant	Wes Welker
Head Strength & Conditioning	Craig Fitzgerald
Assistant Strength & Conditioning	Brian Bell
Assistant Strength & Conditioning	Ian Jones

MEDICAL

Senior Director of Sports Medicine & Head Athletic Trainer	Geoff Kaplan
Director of Rehabilitation & Associate Head Athletic Trainer	Roland Ramirez
Assistant Athletic Trainer	Jeremy Baxter
Assistant Athletic Trainer	Uriah Myrie
Assistant Athletic Trainer	Travis Turner
Director of Sports Science	Erik Korem
Sports Performance Coordinator & Nutritionist	Steve Smith
Team Medical Director, Head Team Physician, Team Orthopedist	Dr. Walter Lowe
Team Orthopedist	Dr. Steven Flores
Team Orthopedist	Dr. Thomas Hunt
Team Orthopedist	Dr. David Lintner
Team Orthopedist	Dr. Mark Prasarn
Team Orthopedist	Dr. Kevin Varner
Team Internist	Dr. James Muntz
Team Radiologist	Dr. Manickam Kumaravel
Team Emergency Physician	Dr. Michael Chang
Team Emergency Physician	Dr. William Spangler
Team Dentist	Dr. Tom O'Brien
Team Chiropractor	Dr. Dana Harper
Team Active Release Therapy & Graston Provider	Dr. Chris Sanders
Team Massage Therapist	Joni Honn
Team Ophthalmologist	Baylor College of Medicine

FOOTBALL OPERATIONS

Director of Football Operations	Jason Lowrey
Football Operations Manager	Khalil Reed

HOUSTON TEXANS STAFF DIRECTORY

EQUIPMENT SERVICES

Director of Equipment Services	Mike Parson
Equipment Services Coordinator	Ryan Gowens
Equipment Services Assistant	Kyle Kamau

VIDEO OPERATIONS

Director of Video Operations	Tim Brog
Assistant Director of Video Operations	Dustin Kadri
Video Operations Assistant	Tyrell Lynch

PLAYER ENGAGEMENT/SECURITY

Senior Director of Player Engagement	Sean Washington
Team Pastor	Greg Tyler
Security Coordinator	Jeff Pope

CORPORATE DEVELOPMENT

Senior Director of Corporate Development	Jerry Angel
Director of Partnership Marketing	Austen Smith
Senior Corporate Development Manager	Wes Brown
Corporate Development Manager	Brian Peden
Partnership Marketing Event Manager	Disney Harris
Partnership Marketing Manager	Lacey Berlau
Partnership Marketing Manager	Alex Comerota
Senior Corporate Development Account Executive	Ethan Saporito
Senior Account Executive, Suite Sales	Stephen Friedlander
Account Executive, Suite Sales	Josh Randall
Partnership Marketing Media Specialist	Lelia Vacek
Partnership Marketing Coordinator	Chris Boulware
Partnership Marketing Representative	Colby Riggle
Partnership Marketing Representative	Litsa Darby

MARKETING & COMMUNITY DEVELOPMENT

Director of Cheerleader Programs & Coach	Alto Gary
Director of Community Development	Adrienne Saxe
Director of Marketing	Jackie Maldonado
Director of Marketing	Daniel Velasco
Senior Houston Texans Foundation Manager	Emily Bruss
Senior Community Relations Manager	Kandyace Mayberry
Marketing Manager	Torrie Hardcastle
Marketing Manager	Brett Stewart
Senior Graphic Designer	Ciara Macaulay
Graphic Designer	Lauren McCoy
Marketing Coordinator	Ashley Alspaugh
Mascot Program Coordinator	Andrew Johnson
Community Relations Coordinator	Morgan Kleinschmidt
Marketing Design Coordinator	Lauren Garner
Mascot Program Assistant	Ryan Records

COMMUNICATIONS

Senior Director of Communications	Amy Palcic
Communications Manager	Omar Majzoub
Corporate Communications Manager	Allie LeClair
Communications Coordinator	Nathan Edwards

BROADCASTING

Senior Director of Digital Media	Eric SanInocencio
Executive Producer, Director of Video Production	Gavin Gehrt
Texans TV Host & Senior Integrated Media Manager	Drew Dougherty
Senior Motion Graphics Designer	Kenneth Perkins
Digital Media Manager	Jay McDevitt
Texans Analyst & Integrated Media Manager	John Harris
Texans Insider & Integrated Media Manager	Deepi Sidhu
Videographer & Producer	Joe Amaral
Integrated Media Coordinator	Jesse Clark

Digital Video Coordinator	Tyler Suddarth
Digital Media Coordinator	Aynav Leibowitz

TICKETING & EVENT MANAGEMENT

Senior Director of Ticket Sales & Market Analytics	Derek Beeman
Senior Director of Premium Seating	Brian Varnadoe
Senior Director of Ticket Services	Trey Young
Director of Event Logistics & Operations	Ted Dickerson
Director of Luxury Suite Services	Shari Rainey
Director of Fan Relations & Event Services	Holly Schweitzer
Senior Premium Services Manager	Jessica Schneider
Event Operations Manager	Cody Disbennet
CRM Data Manager	Fara Yoder
Analytics Coordinator	Jake Allhands
Ticket Service & Hospitality Operations Coordinator	Rick Bornhauser
Club Seat Coordinator	Chandler Carlson
Event Services Coordinator	Karissa Hudik
Ticket Services & Operations Coordinator	Kathryn Iribarren
Ticket Operations & Distribution Coordinator	Matt McKee
Customer Service Representative	Erica Martinez
Senior Account Executive, Ticket Sales	Warren Caguioa
Senior Account Executive, Ticket Sales	Cameron Walker

ACCOUNTING

Controller	Tamala Croasmun
Director of Payroll Services	Lisa Ruiz
Accounting Manager	Jeremy Shrum
Senior Accountant	Cassandra Andrews
Senior Accountant	Kristopher Jackson
Senior Accountant	Kayla Mauch
Staff Accountant	Emily James
Payroll Accountant	Shelby Vogt
General Accountant	Gladys Hernandez
General Accountant	Jamie Spriggs

INFORMATION TECHNOLOGY

Senior Director of Business Information Systems	John Sifri
Server Engineer	Leo Scott
Network & Security Engineer	Arron Webb
Service Desk Manager	Bobby Rawlinson
Information Technology Developer	Faisal Lodhi
System Administrator	Anthony Shade
Senior IT Support Analyst	Derek Mauney

ADMINISTRATIVE

Senior Director of Human Resources	Glenda Morrison
Employee Benefits & Human Resources Manager	Julie Strauss
Human Resources Manager	Trang Do
Senior Payroll & HRIS Specialist	Ivory Youngblood
Senior Human Resources Coordinator	Emily Othold
Senior Human Resources Coordinator	Jamie Sheringo
Office Services Manager	Marvin Dave
Office Services Coordinator	Jeremy Jones
Receptionist	Courtney Hazen
Team Travel Consultant	Carol Adatto Nelson

LONE STAR SPORTS & ENTERTAINMENT

General Manager, LSSE	David Fletcher
Senior Event & Operations Manager, LSSE	Blaine Foreman
LSSE Marketing Coordinator	Lauren Boone
LSSE Event Coordinator	Lauren Brezger
LSSE Event Coordinator	Bri Williams
LSSE Partnership Marketing Coordinator	Sean Mathews



HOUSTON
TEXANS

EXECUTIVE MANAGEMENT



ROBERT C. McNAIR

FOUNDER, CHAIRMAN AND CHIEF EXECUTIVE OFFICER

Robert C. McNair, a leading businessman, sportsman and philanthropist in Houston, Texas for more than 50 years is the founder, chairman and chief executive officer of the Houston Texans NFL team. McNair is perhaps best known in the business community as the founder of Cogen Technologies, which became the largest privately-owned cogeneration company in the world with an aggregate capacity of 1,400 megawatts. In 1999, he sold the company while retaining ownership of power plants in New York and West Virginia.

McNair serves as chairman of The McNair Group, headquartered in Houston, where he oversees an investment portfolio that includes interests in the two cogeneration plants in the eastern United States. McNair owns Palmetto Partners, Ltd. and RCM Financial Services, L.P., private investment entities that manage the McNairs' private and public equity investments. In 1997, he was inducted into the Texas Business Hall of Fame and in 2010, the Houston Hall of Fame.

Committed to bringing a National Football League team to Houston, McNair formed Houston NFL Holdings in 1998. On October 5, 1999, the NFL awarded him the 32nd NFL franchise, returning professional football to the city of Houston in 2002. McNair's influence and leadership also brought two Super Bowls to Houston's NRG Stadium: Super Bowl XXXVIII in 2004 and Super Bowl LI in 2017. In grateful recognition, the Houston Super Bowl Host Committee commissioned acclaimed artist Chas Fagan to sculpt a bronze statue in McNair's likeness for unveiling at NRG during the Texans 2017 season.

McNair's Texans won their first AFC South title in 2011 and gave Houston its first NFL playoff game in nearly 18 years, a 31-10 win against Cincinnati in the Wild Card round on January 7, 2012. The Texans claimed their second consecutive AFC South title in 2012 and finished the regular season 12-4, matching the most regular-season wins in Houston's NFL history.

McNair hired Bill O'Brien as the third head coach of the franchise in January 2014, ushering in a new era of Texans football following a disappointing 2013 season. Now, the Texans are coming off three straight winning seasons for the first time in franchise history and have won back-to-back AFC South Division championships for the second time under McNair. The Texans' four division titles over the last six seasons are the fourth most in the NFL during that span and their 14 division wins since 2014 are tied for the most in the league.

In 2016, Houston advanced to the AFC Divisional Round for the first time since 2012 and finished the year with the NFL's top-ranked defense for the first time in franchise history. The team also posted a 7-1 record at home during the regular season, which set a single-season franchise record and tied for the best home record in the NFL.

McNair is actively involved in NFL affairs including serving as chairman of the Finance Committee. He also is a member of the Audit, Compensation and Chairman's Committees.

As founder and chairman emeritus of the Texas Bowl, McNair revived Houston's collegiate bowl game on December 28, 2006. The game now features teams from the Big 12 and SEC conferences and boasts an average attendance of over 70,000 fans a year, ranking fourth among all bowls trailing only the Rose, Cotton and Peach Bowls since 2014. In 2006, McNair selected The DePelchin Chil-

dren's Center as the bowl game's charitable beneficiary. DePelchin has since received more than \$1.2 million in direct financial support and millions more in promotional support from the Texas Bowl partnership.

Stonerside Stable, a major thoroughbred horse farm in Kentucky, is also among McNair's successes. The 1,947-acre racing stable was home to more than 275 racehorses, broodmares, yearlings and weanlings before its sale in October 2008. From its inception in 1994, Stonerside won 72 Graded Stakes races, including Grade I wins in the Belmont, Breeders' Cup Mile, the Travers, the Haskell, the Hollywood Gold Cup, the Cigar Mile, the Carter, the Swaps, the Wood Memorial, the Matriarch and the Oak Leaf Stakes. Stonerside also finished second and third in the Kentucky Derby and was the co-breeder of Fusaichi Pegasus, winner of the Derby in 2000. Stonerside bred the winners of over \$50 million, including 2008 Breeders' Cup Classic winner Raven's Pass and 2008 Champion American Juvenile colt Midshipman, the winner of the Breeders' Cup Juvenile. Stonerside was named Breeder of the Year in 2007 and 2008 by Kentucky horsemen.

McNair served on the boards of the Breeders' Cup and Thoroughbred Owners and Breeders Association and was awarded the Allan Bogan Memorial Award for outstanding services to the Texas Thoroughbred Association. He also is a member of the prestigious Jockey Club, which governs the sport of thoroughbred racing.

McNair chairs the Robert and Janice McNair Foundation and the Houston Texans Foundation, both headquartered in Houston, and the Robert and Janice McNair Educational Foundation where he grew up in Forest City, N.C. For over 25 years, the McNairs and their namesake Foundations have given generously to a wide array of charitable, scientific, literary, educational and religious organizations, including the Baylor College of Medicine's MD/PhD Program, and scholarship initiatives at the University of South Carolina, Columbia College, Newberry College, Austin College, Virginia Tech and Houston Community College.

The McNairs' passion for education includes the Houston Independent School District's Fine Arts Program, Project GRAD Houston, Teach For America, the Neuhaus Education Center and the Houston-area charter schools initiative. At the James A. Baker III Institute for Public Policy at Rice University, they endowed the Robert and Janice McNair Public Policy Chair, a position held by the institute's founding director, Ambassador Edward P. Djerejian. The McNairs' love of community is evident throughout the city of Houston and includes the Houston Zoo's McNair Asian Elephant Habitat, the jogging trail at Discovery Green, the San Jacinto Girl Scouts Equestrian Center, the McNair Cub Scout Adventure World, the United Way Computer Training Center, and the McNair Hall and McNair Plaza at Houston Baptist University. They have also sponsored community outreach programs for the Houston Symphony, Houston Grand Opera, Houston Museum of Fine Arts and Young Audiences of Houston. In addition, Bob McNair was a founding member of the Cotswold Project, a revitalization project in downtown Houston.

In 2007, the McNairs turned their primary philanthropic focus to medical research. They established the McNair Medical Institute and provided a transformational gift to the Baylor College of Medicine in Houston. The McNair Scholars Program soon followed to recruit and deploy world-class physicians and research scientists in the fields of Type 1 diabetes, cancer and the neurosciences. In addition to Baylor College of Medicine, McNair Scholars are located across Houston's

ROBERT C. McNAIR

acclaimed Texas Medical Center including MD Anderson, The Menninger Clinic, Texas Children's Hospital and the Texas Heart Institute.

In 2013 and 2014, the McNairs provided major gifts to Houston's AD Players Theater, Houston's United Way 2-1-1 Capital Campaign, the Star of Hope Family Place, Houston Parks Bayou Greenways 2020 and the Houston Zoo's Phase II African Forest campaign. Honoring the fruits of American entrepreneurship, in 2015, the McNairs began establishing McNair Centers for Entrepreneurism and Free Enterprise at the James A. Baker III Institute for Public Policy at Rice University, the University of St. Thomas in Houston, the University of South Carolina, Columbia College in Columbia, South Carolina, and Northwood University in Midland, Michigan. In 2016, they added a McNair Center at Houston Baptist University.

Bob and Janice McNair's philanthropic leadership has been recognized far and wide. In 2003, the Association of Fundraising Professionals honored their namesake foundation with the 2003 Outstanding Philanthropic Foundation Award. In November 2004, the Houston Independent School District followed with its Hall of Fame Award, and in 2008, Young Audiences of Houston bestowed its Houston Community Arts Partner Leadership Award. In 2012, the Neuhaus Education Center applauded the Foundation for 15 years of loyal support, and in May of 2012, it was recognized at the Mayor's Literacy Leadership Breakfast. In 2013, during its "Hats in the Park" luncheon, the Hermann Park Conservancy honored the Foundation for supporting Centennial Gardens.

Bob McNair has been the recipient of numerous awards, including the Anti-Defamation League's Torch of Liberty Award, Northwood University's Outstanding Business Leader Award, the Association for Private Enterprise Education's Herman W. Lay Memorial Award, the Houston Chapter of the National Football Foundation's Distinguished American Award, the Houston Rotary Club's Distinguished Citizen Award, the South Main Center Association's City Builder Award, the Houston Advertising Federation's Annual Trailblazer Award (for significantly enhancing the overall image of Houston both locally and globally), the Sam Houston Area Council of the Boy Scouts of America Distinguished Citizen Award, the Texas Heart Institute's Denton A. Cooley Leadership Award, the Freedoms Foundation at Valley Forge National Award for Outstanding Patriotism, Responsible Citizenship and Community Involvement, and the Fellowship of Christian Athletes President and Mrs. George H. W. Bush Community Impact Award.

In June 2005, Rice University's board of trustees named their 167,000-square-foot Jesse H. Jones Graduate School of Management, "Janice and Robert McNair Hall." In October 2007, the Baylor College of Medicine presented its first Pink Ribbon Hero Award for Ambassadorship to the McNairs for their support of past Pink Ribbon Houses and for their commitment to fight cancer. In April 2009, the KIPP Academy honored the McNairs for their devotion in supporting the education of inner city and underprivileged youth. In May 2009, Bob McNair was named "Entrepreneur of the Decade" by the Houston Technology Center. In November, he was awarded the James A. Baker III Prize for Excellence in Leadership, an honor that recognizes nationally and internationally renowned leaders for excellence in public service and civic life. That December, McNair received the inaugural Rotary Lombardi Humanitarian Award, followed by the Houston Independent School District presenting him with its Encore for Excellence Award. In April 2010, the DePelchin Children's Center presented Bob and Janice McNair with its Kezia DePelchin Award in honor of their long-standing support of the DePelchin Center.

In May 2010, Bob McNair was inducted into the South Carolina Athletic Hall of Fame, and in November, the Association of Fundraising Professionals presented Bob and Janice McNair with its Maurice Hirsch Award for Philanthropy, the highest recognition given to an individual or family for exceptional generosity and outstanding civic and charitable responsibility. In 2012, Rice University again honored the McNairs during the 10th anniversary of McNair Hall, and in 2013, they were the recipients of the Texas Association of Partners in Education Award for the Texas Outstanding Sports Partnership.

In 2014, the McNairs received UNICEF's inaugural Margaret Alkek Williams Humanitarian Award and Houston Baptist University's Spirit of Excellence Award. They were honored by the Houston Zoo, the Souper Bowl of Caring, and in 2011, Bob McNair was honored by the Junior Achievement of Southeast Texas as a Class of 2011 Laureate and the JA Hall of Achievement. In September 2011, Texas Children's Cancer Center honored the McNairs as their 2011 Community Champions. In April 2012, the Escape Family Resource Center honored them as headliners for their annual Celebrity Serve benefit.

Bob McNair was selected as one of Texas Medical Center's 2013 Men of Distinction, and Bob and Janice McNair were Honorary Co-Chairs for Impact a Hero's 2013 Gala. They have chaired the American Cancer Society's Hope Lodge Houston campaign and were honored as Community Partner Honorees, along with the Houston Texans, at the Houston Symphony's Centennial Opening Night in September 2013. In November 2013, the McNairs were selected by the DePelchin Center to serve as Honorary Event Chairs at their Children's Center Gala. In February 2014, Bob and Janice McNair received the Houston Community College's Crystal Eagle Award. In November 2015, MD Anderson and NBC's Tom Brokaw honored Bob McNair as an MD Anderson Living Legend.

In March of 2016, the McNairs were selected as Honorary Chairs of the Texas Children's Hospital Promise Campaign. In February 2017, the Lombardi Honors and Awards program awarded Janice and Bob McNair with their 2016 Lombardi Fellows and Humanitarians of the Year awards. In May, the Newberry College John Bachman Society presented the McNairs with their "Distinguished Members for 2017" Award. In September 2017, Bob McNair will be an inaugural inductee of the Rutherford County, N.C. Sports Hall of Fame, and in 2018, he will become the fifth recipient of the Texas Sports Hall of Fame's Lamar Hunt Lifetime Achievement Award.

Bob McNair is a current or past member of the board of trustees for numerous institutions, including Rice University, Baylor College of Medicine, the Texas Heart Institute, Houston Grand Opera, the Museum of Fine Arts Houston, the Greater Houston Partnership, the Greater Houston Convention and Visitors Bureau, the Free Enterprise Institute, the Sigma Chi Foundation, the Federal Reserve Banks of Dallas and Houston and the Young Presidents' and World Presidents' Organizations.

Bob McNair was born in Tampa, Fla. He and his wife, Janice Suber McNair, have been residents of Houston since 1960. McNair graduated from the University of South Carolina in Columbia, S.C. in 1958 with a Bachelor of Science degree. In 1999, Mr. McNair received an Honorary Doctor of Humane Letters degree from the University of South Carolina. In 2010, he received an Honorary Doctor of Humanities in Medicine from Baylor College of Medicine. Janice McNair graduated from Columbia College in Columbia, S.C. in 1959. In 2015, she received an Honorary Doctor of Humanities from Columbia College.



D. CAL McNAIR

VICE CHAIRMAN AND CHIEF OPERATING OFFICER

D. Cal McNair was named vice chairman of the Houston Texans in January 2008 and assumed the additional role of chief operating officer in April 2012. He has been a limited partner of the Texans since 2001. McNair also serves as the

vice chairman of Palmetto Partners, Ltd., the private equity investing arm of The McNair Group.

McNair, who has been actively involved with the football operations of the Texans franchise since its inception, attends NFL meetings as part of team management and serves on the NFL Investment Committee. He has been part of the Texans' search committee in several key hires throughout franchise history, including current Head Coach Bill O'Brien in 2014, Executive Vice President of Football Operations and General Manager Rick Smith in 2006, former Head Coach Gary Kubiak in 2006 and former Defensive Coordinator Wade Phillips in 2011.

Those hires have paid dividends for the Texans, who are coming off three straight winning seasons for the first time in franchise history and have won back-to-back AFC South Division championships for the second time. The Texans' four division titles over the last six seasons are the fourth most in the NFL during that span and their 14 division wins since 2014 are tied with Kansas City for the most in the league.

In 2016, Houston advanced to the AFC Divisional Round for the first time since 2012 and finished the year with the NFL's top-ranked defense for the first time in franchise history. The team also posted a 7-1 record at home during the regular season, which set a single-season franchise record and tied for the best home record in the NFL.

In 2015, Houston clinched its third AFC South Division title in franchise history and first since 2012. The Texans also became the only NFL team since 1950 to make the playoffs with four different starting quarterbacks winning a game during the regular season and had a defense that finished third in the NFL in total yards (310.2) and passing yards (210.4) allowed per game.

In 2014, O'Brien led the team to a 9-7 record in his first year as the franchise's head coach. Houston's seven-win improvement under O'Brien led the NFL and made the Texans the sixth team since 1978 to post a winning season following a season in which it won two-or-less games. O'Brien finished second in the Associated Press NFL Coach of the Year voting in 2014.

After getting hired in 2006, Smith and Kubiak worked together to build the franchise's first two AFC South championship teams in 2011 and 2012. The hiring of Phillips, who was named the 2011 Pro Football Writers Association Assistant Coach of the Year, helped bring about the third-largest defensive turnaround in modern NFL history from 2010-11 and played a major role in the franchise's first-ever playoff berth.

Prior to 2001, McNair worked at Cogen Technologies for 11 years. In 1987, he was hired as one of the company's first employees. After beginning his tenure with Cogen, McNair helped oversee the construction of several major power plants in the eastern United States, managing those assets in the areas of financial analysis and project management.

McNair is a member of the board of trustees of the Robert and Janice McNair Foundation as well as the Robert and Janice McNair Educational Foundation. He is a director and vice president of the Houston Texans Foundation, a member of the United Way's prestigious Alexis de Tocqueville Society and a current or past member of the Amegy Bank Advisory Board, the University of Texas Chancellor's Council, the Council of Overseers at Rice University's Jones Graduate School of Business, Houston Zoo Board, the Fort Worth Zoo Board and the All Saints' Episcopal School Board in Fort Worth.

McNair attended The University of Texas at Austin, where he was a four-year member of the Longhorn football team. He earned a Master's of Business Administration degree from the Rice University Jesse H. Jones Graduate School of Management.

Born in Houston, McNair attended Cypress-Fairbanks High School. He has six children: Devon, Raelyn, Vivian, Robert, Calhoun and Michael. He resides in Houston with his wife, Hannah.

TEXANS LIMITED PARTNERS



Kirbyjon H. Caldwell
Senior Pastor
Windsor Village United
Methodist Church



Mary Anne Dingus
Chairman
Dingus Investments



Charles W. Duncan III
President
Duncan Interests



Harry Gee Jr.
Principal
Law Offices of Harry Gee and
Associates, PLLC, Board Cer-
tified Immigration & Nationality
Law



E. Javier Loya
Chairman and CEO
OTC Global Holdings



Kay M. Onstead
President
Onstead Holdings, LLC



Gary R. Petersen
Partner
EnCap Investments, L.P.



Fayez Sarofim
*President and
Chairman of the Board*
Fayez Sarofim & Co.



Joseph W. Sutton
Chairman and CEO
Sutton Ventures Group,
LLC



RICK SMITH

EXECUTIVE VICE PRESIDENT OF FOOTBALL OPERATIONS AND GENERAL MANAGER

Rick Smith oversees all football-related operations and the player acquisition process as Houston Texans Executive Vice President of Football Operations and General Manager. Smith is in his 12th season as General Manager and seventh as Executive

Vice President of Football Operations.

Named general manager by owner Bob McNair on June 5, 2006, Smith's appointment made him the youngest general manager in the NFL at 36. Since then, Smith has assembled and led a football operations staff that prides itself on providing players and coaches with the tools needed for success on and off the field.

Smith's leadership, vision and success have garnered recognition by the league during his tenure. NFL Commissioner Roger Goodell appointed Smith to the NFL's prestigious Competition Committee on Dec. 5, 2008. His peers honored him with the Tank Younger Award in 2008, presented annually by the Fritz Pollard Alliance for outstanding work in an NFL front office. Smith was an original member of the General Managers Advisory Committee, which provides advice and other feedback to the NFL Football Operations department on the integrity of the game, expansion of technology and other ways to improve the league.

The Texans are coming off three straight winning seasons for the first time in franchise history and have won back-to-back AFC South Division championships for the second time under Smith. The Texans' four division titles over the last six seasons are the fourth most in the NFL during that span and their 14 division wins since 2014 are tied with Kansas City for the most in the league. Houston posted a 5-1 record against AFC South opponents in 2016, which tied the best single-season winning percentage against the division in team history.

Houston advanced to the AFC Divisional Round for the first time since 2012 and finished the 2016 season with the NFL's top-ranked defense for the first time in franchise history. The unit surrendered an average of only 301.3 total net yards per game. Of the 20 players who started at least one game on defense for the Texans last season, 15 were either drafted by the Texans or signed as a college free agent. The team also posted a 7-1 record at home during the regular season, which set a single-season franchise record and tied for the best home record in the NFL.

Former No.1 overall pick DE Jadeveon Clowney earned Pro Bowl honors for the first time in his career after posting personal bests in tackles (52), sacks (6.0), tackles for loss (16), quarterback hits (17) and games played/started (14). Second-year ILB Benardrick McKinney led the Texans and finished 11th in the NFL (sixth in the AFC) with a single-season career-high 129 tackles, making him the only player in the NFL in 2016, and the second in Texans history, with at least 100 tackles and 5.0 sacks in a season.

On offense, the Texans finished with the eighth-most rushing yards in the NFL in 2016, averaging 116.2 per game. RB Lamar Miller, who was signed as a free agent during the 2016 offseason, became the fourth player in franchise history with 1,000 yards rushing in a season. As a team over the last three seasons, Houston ranks third in the AFC and sixth in the NFL in rushing yards (5,751).

In 2015, Houston clinched its third AFC South Division title in franchise history and first since 2012. The Texans also became the only NFL team since 1950 to make the playoffs with four different starting quarterbacks winning a game during the regular season and had a defense that finished third in the NFL in total yards (310.2) and passing yards (210.4) allowed per game, while setting the franchise single-season records for

sacks (45.0) and third down percentage (28.5). That percentage led the NFL in 2015 and was the lowest single-season mark by any NFL team since the 2003 Tennessee Titans (27.7).

From day one, Smith and his staff rolled up their sleeves and scoured the free agent, draft and trade markets for players who could thrive with the Texans, solely focused on transforming their 2-14 team in 2005 into a perennial contender. The transformation culminated in back-to-back AFC South crowns and the franchise's first two playoff berths in 2011 and 2012.

Smith and his staff have been able to adapt and find the right personnel to fit changing schemes and coaching staffs throughout his tenure. He was faced with both heading into the 2014 season following a disappointing 2013. However, the Texans posted the greatest single-season turnaround in franchise history and became the sixth team in the last 36 years to post a winning record (9-7) after having two wins or less the previous season.

Houston also forced a franchise-record 34 turnovers in 2014 and became the third team in the last 20 years to lead the NFL in takeaways after finishing last the year before. On offense, the Texans' 135.1 rushing yards per game ranked fifth in the NFL and was the second-highest mark in franchise history.

This past spring, in his 11th draft with the Texans and fourth with Head Coach Bill O'Brien, Smith selected seven players who fit the credo he established when he arrived in Houston: "We're looking for tough, smart, physical players with high character who are competitive and passionate about football."

The Texans traded up 13 spots in the first round to select QB Deshaun Watson (12th overall) from Clemson. Houston drafted ILB Zach Cunningham (57th overall) from Vanderbilt in the second round and RB D'Onta Foreman from Texas with the 89th overall pick in the third round. Houston took Bucknell T Julián Davenport with their first selection in the fourth round (130th overall) and Clemson DE Carlos Watkins with their second fourth round pick (142nd overall). Oregon State CB Treston Decoud was the Texans fifth-round pick (169th overall), and Houston closed its draft by taking Baylor C Kyle Fuller in the seventh round (243rd overall).



Houston is the only team in the NFL with every first round pick since 2008 still on its roster and all but one of Smith's first-round selections played in at least 14 games as a rookie.

RICK SMITH

The Texans have been particularly successful drafting in the first round of the NFL Draft under Smith. Houston is the only team in the NFL with every first round pick since 2008 still on its roster and all but one of Smith's first-round selections played in at least 14 games as a rookie.

Eight of Smith's 10 first-round selections have started at least 10 games as a rookie with the franchise. Five have started every game as a rookie: LT Duane Brown (2008), ILB Brian Cushing (2009), CB Kareem Jackson (2010), DE J.J. Watt (2011) and WR DeAndre Hopkins (2013).

Collectively, the Texans' current roster, all acquired by Smith, has earned 20 Pro Bowl selections, 21 first- or second-team Associated Press All-Pro distinctions, three Defensive Player of the Year awards and one Defensive Rookie of the Year award.

Watt, the 11th overall pick in 2011, has already tied an NFL record with three Defensive Player of the Year awards (2012, 2014 and 2015) and became the first player in NFL history to have 20.0-or-more sacks in separate seasons. Hopkins, who was taken 27th in 2013, has the second most catches (317) and third most receiving yards (4,487) in NFL history for a player age 24 or younger. Hopkins also has the most receptions and receiving yards by a Texans player in the first four years of his career. Cushing was selected 15th overall in 2009 and went on to be named the AP Defensive Rookie of the Year and earn second-team All-Pro honors in 2011. Brown (26th overall in 2009) has been widely considered one of the best left tackles in the NFL and is the first lineman in franchise history to earn All-Pro recognition, doing so in 2011 and 2012.

Unrestricted free agents have also thrived in Houston on Smith's watch. CB Johnathan Joseph, who helped turn the Texans' defense around in 2011 after signing from Cincinnati, has been to the Pro Bowl twice since joining the Texans. Former DE Antonio Smith signed with Houston in 2009 and set career highs in sacks in 2011 and 2012, earning a trip to the Pro Bowl following the 2011 season. Former G Wade Smith signed with the Texans in 2010 from Kansas City and made the first Pro Bowl of his career in 2012, his 10th season.

Smith also orchestrated the trades that brought quarterback Matt Schaub from Atlanta in 2007 and center Chris Myers from Denver in 2008. Both players earned multiple Pro Bowl berths with the franchise. Additionally, the Texans have executed 16 draft-day trades in the last 11 years under Smith.

Smith places a premium on college free agents. The most well-known college free agent success story in Texans history is former RB Arian Foster. Undrafted out of Tennessee in 2009, Foster signed with Houston and spent most of his rookie season on the practice squad. Foster started 2010 with a 231-yard effort against Indianapolis and went on to have the best season ever by an undrafted running back, winning the 2010 rushing title, All-Pro honors and the first of three consecutive Pro Bowl nods. He rose from practice squad player to one of the most complete backs in the NFL and the franchise's all-time leading rusher with 6,472 yards (2009-15).

In 2012, the Texans won their second consecutive AFC South Division crown and set a franchise mark with a 12-4 record. Houston advanced to the Divisional round of the playoffs in 2011 and 2012, compiling a 22-10 regular season record that tied for the second-best mark in the AFC. Smith's tenure in Houston began with a 6-10 record, followed by a pair of 8-8 records in 2007 and 2008. In 2009, the Texans posted the first winning season in franchise history, narrowly missing the playoffs at 9-7 and followed that season up by going 6-10 in 2010.

Smith has found a way to consistently strengthen Houston's roster and is continuing to build upon a foundation of talent and depth with the cornerstones of scrupulous evaluation, opportunistic free agency signings, smart trades and a methodical draft strategy.

The 2011 campaign tested these principles unlike any other year. The Texans faced a drastically shortened 2011 offseason, a complete defensive scheme change and a glut of injured starters, including season-ending injuries to Schaub, QB Matt Leinart and Pro Bowl DE Mario Williams. In addition, All-Pro WR Andre Johnson missed more than half the season due to injury.

Smith's principles and commitment to the Texans' player acquisition strategy withstood the storm. The Texans managed to go 10-6 in 2011, win the AFC South and secure a playoff berth for the first time in franchise history. Most notable was the play of former fifth-round draft pick QB T.J. Yates. Yates was pressed into action as a rookie following the losses of Schaub and Leinart and became the first rookie quarterback to orchestrate comeback wins in his first two starts since 1968, including Houston's playoff-clinching victory at Cincinnati in Week 13.

The Texans finished 2011 with the NFL's second-ranked defense, a dramatic improvement over the unit that ranked 30th in the NFL in 2010. Houston's 912-yard improvement was the third-greatest leap for a defense from one year to the next since 1970. On offense, Houston set a franchise rushing record for the second straight season and ranked second in the NFL with 153.0 rushing yards per game.

In Smith's former role leading the Denver Broncos pro personnel department, the franchise posted the league's fifth-best regular-season record from 2000-05, going 61-35 (.635). The 61 wins were the most of any AFC West team during that span, 10 more than the next closest team, Kansas City. Denver was one of only four teams in the NFL to reach the playoffs each season from 2003-05.

Before moving into the front office, Smith spent four years as the Broncos' assistant defensive backs coach and earned two Super Bowl rings while helping guide a unit that consistently ranked as one of the league's best. The team won more games from 1996-98 (46) than any club during that three-year period.

Smith joined the Broncos on April 3, 1996, following a two-year stint as defensive backs coach at his alma mater, Purdue University. He spent a short time at TCU prior to joining the Broncos.

A 1992 graduate of Purdue, Smith began his coaching career as a graduate assistant with the Boilermakers, serving as the school's assistant strength and conditioning coordinator. After serving as the team's graduate assistant tight ends coach for one season, Smith was hired as the secondary coach, becoming the youngest full-time position coach in the Big Ten Conference at the time at the age of 24. In 2012, Smith was honored by his alma mater with the Distinguished Alumnus Award.

Smith started at strong safety and was a defensive captain for Purdue as a senior in 1991. A native of Petersburg, Va., he attended Meadowdale High School in Dayton, Ohio. Smith also is a member of the Fellowship of Christian Athletes.

Smith supports several schools in the community, including the Awty International School and The Regis School of the Sacred Heart. He also serves on the Board of Directors for Pro-Vision Academy, a charter school that provides young people in the greater Houston area with academic, social and economic opportunities in hopes of inspiring purpose and optimism. He and his wife, Tiffany, co-chaired the charter school's first Cornerstone Luncheon in May 2014, helping raise more than \$300,000. The Smith Family also gives time and resources to many other local charities throughout Houston, including the Linda Lorelle Scholarship Fund, Susie Bean Gives, the United Way and the Children's Museum of Houston.

Rick and Tiffany Smith live in Houston with their sons, Robert LaMar and Christian LaMar, and daughter, Avery Jordan.



JAMEY ROOTES

PRESIDENT

Jamey Rootes serves as President of the Houston Texans and is responsible for all business functions of the club. Rootes was selected as Houston Business Journal's Business Person of the Year in 2016 after serving as the Chairman of the Greater Houston Partnership, deputy chairman for two public boards for the Super Bowl Host Committee and elevating Houston's visibility on an international scale. He was instrumental in bringing one of the largest soccer tournaments, Copa America, to Houston as well as bringing Monday Night Football to Mexico for the first time in NFL history, when the Houston Texans played the Oakland Raiders on November 21.

Under Rootes' leadership, the Texans have earned many distinctions, including numerous "Crystal Awards" for marketing excellence. J.D. Power & Associates recognized the team for providing the best fan experience in the NFL and even featured the Texans as a service success story in their book entitled "Satisfaction." The Texans were also recognized with SportsBusiness Journal's PRISM Award, which is given annually to the top major professional sports team based on business excellence criteria. In 2016, the Texans extended their sell-out streak to 154 consecutive home games, a Houston NFL record and a testament to the quality of service and entertainment provided by the organization on game day. As a result, the Texans have consistently been recognized as one of the most valuable professional sports franchises both in the NFL and globally, as measured by a variety of business publications. In 2013, 2014, 2015 and 2016, the Texans were recognized by the Houston Chronicle as one of "Houston's Top Workplaces".

Rootes was selected twice by SportsBusiness Journal as a member of its distinguished "Forty Under 40" list of leading sports executives. In 2014, Rootes was named a finalist for Executive of the Year by the Stadium Business Awards. Rootes maintains an active role in the community by serving on a number of boards, including the Greater Houston Partnership and the United Way. He also oversees the activities of the Houston Texans Foundation, which donated over \$1.6 million in 2016 to benefit youth and families in the Houston area. Since inception, the Texans have helped raise well over \$27 million through annual fundraising events, disaster response programs, the team's United Way campaign and partnerships with nonprofit organizations on game day.

Prior to joining the Texans, Rootes helped to launch Major League Soccer as President and General Manager of the Columbus Crew. During his tenure, the Crew was consistently among the league's strongest teams both on and off the field, and Rootes was recognized as Executive of the Year in 1996 and Marketing Executive of the Year in 1999. Rootes helped lead the construction of Crew Stadium in 1999, which was the first stadium of its type in the United States. This facility earned distinction as America's Foremost Sports Facility of the Year and led to the development of numerous soccer-specific stadiums across the United States over the past decade, including BBVA Compass Stadium in Houston.

A native of Stone Mountain, Ga., Rootes graduated Cum Laude from Clemson University's Calhoun Honors College. While attending Clemson, Rootes was a member of the Tigers' soccer team that captured two NCAA titles and he served as Student Body President. While earning a Master's of Business Administration (MBA) with honors at Indiana University, he served as an assistant soccer coach for the Hoosiers. Rootes previously held positions at IBM and Procter & Gamble before entering sports. He lives in West University with his wife, Melissa, and their children, Chris and Caroline.



SUZIE THOMAS

EXECUTIVE VICE PRESIDENT, GENERAL COUNSEL AND CHIEF ADMINISTRATIVE OFFICER

Suzie Thomas joined the Houston Texans and The McNair Group in March 2000. She oversees the legal functions for the Houston Texans and the human resources and business administration functions for both groups. She also holds positions with various other entities in The McNair Group.

Thomas previously served as General Counsel and Vice President of Human Resources of Corporate Brand Foods America, Inc., a meat processing business that was subsequently purchased by Tyson Foods. Prior to CBFA, Thomas spent 16 years at Weatherford International Inc., an international energy service and manufacturing company, including the last 12 years as senior vice president and general counsel. She started her legal career as an associate attorney at Baker Botts L.L.P. in Houston.

Thomas earned her law degree from the University of Houston's Bates College of Law and her undergraduate degree in Spanish from the University of Texas. She is a member of the State Bar of Texas and also serves on the Board of Directors of Child Advocates, Inc.

Thomas resides in Houston.

EXECUTIVE MANAGEMENT



GREG GRISSOM

SENIOR VICE PRESIDENT, CORPORATE DEVELOPMENT

Greg Grissom was named senior vice president of corporate development in April 2017, but has been a part of the team's business operations staff since its inaugural 2002 season. He joined the Texans as a corporate sales manager before being promoted to director of corporate development in 2006 and then senior director of corporate development in May 2011. He was named vice president of corporate development in April 2012.

Grissom oversees the Texans' corporate partnerships, sales of all related media properties, new suite sales and partnership marketing services. Since 2012, the Texans franchise has seen landmark expansion from HoustonTexans.com to Texans Radio and Texans TV digital platforms, creating a wealth of new opportunities for sponsors and fans of the team.

He has over two decades of experience in sports sponsorship sales, planning, execution and event marketing. Before joining the Texans, Grissom worked for Enron Corp. as a sports marketing specialist and spent more than four years with the Houston Astros as an account services manager and later as the club's promotions coordinator.

Grissom represents the Texans on the Board of Directors of the Houston Food Bank. A native of Austin, he attended Baylor University. He lives in Houston with his wife, Jamie, their daughter, Campbell, and son, Sam.



JOHN SCHRIEVER

SENIOR VICE PRESIDENT, TICKETING AND EVENT SERVICES

John Schriever is in his 18th year with the Texans and his 33rd in the professional sports industry. Schriever has been part of the sales and service of more than 42 million tickets to sporting events during his career. He started with the Texans in July 2000 as director of ticket operations and was promoted to vice president, ticketing and event management in July 2003, and senior vice president, ticketing and event services in June 2011. Schriever oversees all aspects of ticketing and event services for the Texans and Lone Star Sports and Entertainment.

Schriever began his sports business career with the Texas Rangers Baseball Club in 1984 as a season ticket sales intern. He became a full-time staff member in the spring of 1985 and was promoted to director of ticket operations prior to the 1989 season. The Rangers underwent a variety of changes during Schriever's 12-year tenure with the franchise: the team was purchased by an ownership group headed by George W. Bush, acquired pitcher Nolan Ryan, closed Arlington Stadium, opened The Ballpark in Arlington and hosted the 1995 Major League Baseball All-Star Game.

During the summer of 1996, Schriever worked with the Atlanta Committee for the Olympic Games at the Summer Olympics. He worked in ticketing as a customer service manager at Fulton County Stadium and Olympic Stadium.

Following the Olympic Games, Schriever joined Texas Motor Speedway in Ft. Worth as director of tickets. He was part of the management staff that opened the Speedway in the spring of 1997 to a debut crowd of more than 200,000 for its inaugural Winston Cup race.

Schriever is a graduate of Stephen F. Austin State University, where he earned a degree in business management. He and his wife, Dana, have two children, Nicholas, who attends Texas State University, and Sarah, who attends Texas A&M University.



SCOTT SCHWINGER

SENIOR VICE PRESIDENT, CHIEF FINANCIAL OFFICER AND TREASURER

Scott Schwinger serves as senior vice president, chief financial officer and treasurer for the Houston Texans and The McNair Group.

For the past 23 years, Schwinger has held positions with various companies owned, directly or indirectly, by Robert C. McNair, including President of Palmetto Partners Ltd., RCM Financial Services, L.P. and Vice President of Cogen Technologies. In April 2010, he was named the CEO of the McNair Group. In his role, he oversees the investment and management activities of companies for The McNair Group which include portfolios of public and private equities and certain operating companies.

Schwinger is responsible for the management of all McNair Group companies. His duties include investment management, deal structuring, financial reporting, budgeting, treasury, risk management, management information systems and all debt and equity financings. Specific areas of investment focus include real estate, energy, life science, financial services and technology.

He provided the financial analysis support to bring professional football to Houston beginning in 1998. Schwinger also served on the Houston Super Bowl XXXVIII Host Committee Inc. Since the awarding of the team in 1999, Schwinger has successfully coordinated and structured debt financings totaling \$675 million, one of the largest and most successful series of financings to date for a professional sports team.

Schwinger earned a Bachelor of Arts in mathematics from Vanderbilt University and a Master's of Business Administration from the University of Texas at Austin. In the community, he serves on the boards of the Make-A-Wish Foundation and The Endowment Fund. He also is a member of the Young Presidents Organization. He and his wife, Becca, both native Houstonians, are the parents of sons, Corbin and Charley, and daughter, Cara.

EXECUTIVE MANAGEMENT



EMMETT BAYLOR III

VICE PRESIDENT, SECURITY

Emmett Baylor III is in his sixth season with the Houston Texans and first as the team's vice president of security. Baylor is responsible for directing and overseeing all security matters throughout the organization with an emphasis on football operations front office staff, players and personnel.

Baylor joined the Texans in 2012 after serving 10 years with the Federal Air Marshal Service. He was assigned to the Detroit Field Office, serving as a Federal Air Marshal, Acting Supervisory Federal Air Marshal, and back-up supervisor. Baylor was promoted to Supervisory Federal Air Marshal in October 2004 and held the positions of Squad Supervisory Federal Air Marshal, Administrative Supervisory Federal Air Marshal, Airport Supervisory Federal Air Marshal and Recruiting Supervisory Federal Air Marshal. In February 2006, Baylor served as the TSA Event Manager for Super Bowl XL in Detroit. He was promoted to Assistant Supervisory Air Marshal in Charge (ASAC) in March 2007.

Assigned to the Houston Field Office, he oversaw the management of the Operations Section, the Training Section, the Airport Liaison Section, the Administrative Section, the Visible Intermodal Protection and Response (VIPR) Teams and seven Federal Air Marshal Squads.

Prior to joining the Federal Air Marshal Service, Baylor began his professional career with the Bureau of Alcohol, Tobacco and Firearms (ATF). He accepted an appointment as a Special Agent in 1987 and conducted criminal and background investigations, undercover assignments and participated in surveillance operations. During his tenure with ATF, Baylor was a member of the Special Response Team, which conducted high-risk operations such as search and arrest warrants. Baylor also served as a recruiter for ATF.

After serving six years with ATF, Baylor was appointed to the position of Second Deputy Chief with the Detroit Police Department, serving as the commanding officer of the Community Policing Division. He was responsible for the operations of the Police Athletic League, the Police Reserves, the Chaplain Corps, the Crime Prevention Section, the Junior Police Cadets and the Mini-station Administration. Additionally, he was the grant administrator for the Department's federally funded community policing programs. He remained with the Detroit Police Department until July 1997.

In October 1997, Baylor began working in the private sector with Pinkerton Security (now Securitas). He worked in a number of Security Specialist positions with increasing responsibility for the security and fire operations at General Motors assembly plants and office complexes. The last two years of his tenure with Pinkerton were spent as an Executive Protection Specialist, providing personal protection for GM executives while traveling or attending public functions. Additionally, Baylor conducted electronic countermeasure surveillance at board meetings and other meetings where proprietary information was being discussed.

Baylor holds a Bachelor of Criminal Justice degree from Florida A&M University, is a graduate of Northwestern University's School of Police Staff and Command and has successfully completed the TSA Senior Leadership Development Program.

He currently resides in Manvel, Texas with his wife, Lynn, and son, Emmett IV.



JENNIFER DABKOWSKI

VICE PRESIDENT, MARKETING AND COMMUNITY DEVELOPMENT

Jennifer Davenport Dabkowski joined the Houston Texans in December 2010. As vice president of marketing and community development, Dabkowski administers and monitors usage of the Texans brand and all related advertising, creative and design work. She also oversees all gameday entertainment, community development, the Houston Texans Foundation, youth football initiatives, targeted fan development, merchandise sales and regional brand growth, including broadcast partnerships.

Since joining the Texans, Dabkowski has helped the organization earn such prestigious awards as the AMA Crystal Award for Best Special Event Marketing (2016), AMA Crystal Award for Best Social Responsibility Campaign (2015), AMA Houston Marketer of the Year (2014) and more.

Dabkowski came to the Texans from the NBA's Houston Rockets and Toyota Center, where she served as marketing manager from May 2006 to November 2010. With the Rockets, Dabkowski oversaw advertising, grassroots promotions, fan development and non-sports publicity, as well as all aspects of marketing for third party events and concerts at Toyota Center. Prior to her time with the Rockets, Dabkowski was the marketing director for 96.7 KISS FM (KHFI) and AM 1300 The Zone (KVET AM) at Clear Channel Radio in Austin, Texas.

Dabkowski is a member of the YMCA of Greater Houston Board of Directors, a graduate of the Center for Houston's Future Leadership Forum, a member of the Discovery Green Conservancy Marketing Committee and a founding board member of Houston's Women In Sports and Events (WISE) chapter. She also was a lead executive for the Super Bowl LI Host Committee and was named to the Houston Business Journal's "40 Under 40" in 2017.

A native of Crosby, Texas, Dabkowski graduated from Stephen F. Austin State University. She resides in Houston with her husband, John.

EXECUTIVE MANAGEMENT



GREG KONDRITZ

VICE PRESIDENT AND ASSOCIATE GENERAL COUNSEL

Greg Kondritz enters his 14th season with the Houston Texans and first as vice president and associate general counsel. Kondritz advises the organization on a wide variety of legal matters, including sponsorship agreements, digital media contracts, employment agreements, trademark matters and compliance with NFL rules and regulations.

Prior to joining the Texans in June 2004, Kondritz practiced corporate and securities law for Fulbright & Jaworski L.L.P. in Houston, where he was a senior associate in the Corporate, Banking & Business section. Kondritz attended the NFL's management program at the Stanford University Graduate School of Business in June 2006. He also served as an adjunct professor of Sports Law at Houston Baptist University and a guest lecturer at a sports law program in Madrid, Spain.

Kondritz earned his bachelor's degree in finance from Murray State University in 1996 and a law degree from Vanderbilt University School of Law in 1999. Kondritz also served as a notes editor on the Vanderbilt Law Review.

Originally from West Frankfort, Ill., Kondritz and his wife, Alison, live in Houston with their three kids: Jack, Katie Grace and Rowan.



MARILAN LOGAN

VICE PRESIDENT AND CHIEF ACCOUNTING OFFICER

Marilan Logan is in her 18th year with the Houston Texans and serves as the franchise's vice president and chief accounting officer, managing all aspects of financial matters for the Texans and Lone Star Sports & Entertainment organizations. Logan joined the Texans as the team's controller in February 2000 and was promoted to vice president and controller in April 2007 before assuming her current position in September 2011.

Logan came to the Texans after serving as controller/treasurer for the Houston Aeros Hockey Club, Aerodromes Ice Rinks and the Houston Aeros Foundation for two seasons.

Prior to joining the Houston Aeros, Logan was the controller for the Houston Oilers (now Tennessee Titans) from 1978-97. Her responsibilities included accounting for player contracts, maintaining the club's financial records and aiding club management with special projects. Prior to the Oilers, she was a cost accounting specialist for Reed Tool Company.

Marilan and her husband, Rick, have a daughter, Sandy; two sons, Jeff and Roy; and two grandsons, Kyle and Todd. The couple resides in Humble.



CHRIS OLSEN

VICE PRESIDENT, FOOTBALL ADMINISTRATION

Chris Olsen is in his 11th season with the Texans and eighth as the team's vice president of football administration. Olsen's primary responsibility with the Texans is to work closely with Executive Vice President of Football Operations and General Manager Rick Smith on negotiating player contracts and managing the salary cap.

Prior to joining the Texans' staff, Olsen spent 13 years working at the National Football League office in New York. Olsen served as the Manager of Labor Operations with the NFL Management Council from 1999-2006. He was responsible for reviewing and analyzing player contracts to ensure teams were in compliance with the Collective Bargaining Agreement (CBA) and salary cap, and provided assistance to club executives pertaining to player-related areas of the CBA. He also served as a League liaison to the NFL Players Association regarding player contract matters, while working as a national game representative and instant replay communicator.

Olsen began his tenure with the NFL in 1994 as an analyst in the player personnel department. He was promoted to coordinator in 1998 and became responsible for all facets of the player petition process on special eligibility for the NFL Draft (underclassman prospects), including coordinating player evaluations for the College Advisory Committee. He produced annual reports for the Competition Committee and reviewed player contracts to ensure their compliance with the NFL's Constitution and Bylaws.

Olsen began working in professional sports during his senior year in college with the Springfield Indians Hockey Club of the AHL in 1989-90, where he served as a public relations/marketing intern. After spending a brief time working for Ark-Asset Management Company, a financial services firm in New York City, he continued his sports career in 1992 while in graduate school by serving as a public relations/marketing intern for the Hartford Whalers of the NHL. Prior to joining the NFL, he worked for the New Jersey State Golf Association.

Olsen is a native of Little Silver, N.J. He earned his degree in business administration from Western New England University in 1990 and earned a master's degree in sports management from Springfield College in 1997. Olsen and his wife, Kim, reside in Houston.



JIMMY RAYE III

VICE PRESIDENT, PLAYER PERSONNEL / ASSISTANT GENERAL MANAGER

Jimmy Raye III joined the Houston Texans as vice president of player personnel/assistant general manager in 2017. This will be his 23rd season in the NFL.

Most recently, Raye spent the last four years (2013-16) as the vice president of football operations for the Indianapolis Colts. In his role, he oversaw many administrative aspects of the Colts organization in addition to assisting with daily matters regarding the roster and salary cap. Raye contributed extensively in all areas of talent acquisition, including free agency and preparation for the NFL Combine and NFL Draft. Raye also played a vital role in shaping the Colts' college free agent process, which produced 14 undrafted free agents who played in at least one regular season game in their rookie season.

Prior to Indianapolis, Raye spent 17 seasons with the San Diego Chargers. He served as director of player personnel from 2008-12, where he oversaw the team's professional and college scouting departments and assisted on player personnel matters. Raye joined the Chargers in 1996 and spent four seasons (1996-99) as a scout before being elevated to the team's director of college scouting, a position he held for eight years (2000-07).

During Raye's tenure with the Chargers, the team compiled six winning seasons and five AFC West division titles. San Diego posted four straight division crowns from 2006-09, which included a 14-2 campaign in 2006, marking the most wins for the team in a single season in franchise history. That season, the Chargers also led the league in Pro Bowl selections with 11. Raye played an instrumental role in the draft selections of Hall of Fame running back LaDainian Tomlinson (2001), the Chargers all-time leading rusher (12,490 yards), as well as quarterback Drew Brees (2001), cornerback Quentin Jammer (2002), wide receiver Vincent Jackson (2005) and running back Darren Sproles (2005). He was also part of a staff that signed undrafted free agent Antonio Gates, the team's all-time leading receiver (10,644 yards), in 2003.

Raye's NFL coaching career started with the Kansas City Chiefs as the team's offensive quality control coach in 1995. Prior to his time in the NFL, he spent the 1994 season as a wide receivers coach at his alma mater, Irvine (Calif.) High School and worked for the Amsterdam Admirals of the World League in April of 1995.

A former wide receiver at San Diego State (1986-1990), Raye earned a degree in public administration. He left the university tied for eighth on the school's all-time receiving list with 111 catches. In 1991, Raye signed with the Los Angeles Rams and spent the entire campaign on the team's roster. He then went on to training camps with the Chargers (1992) and Houston Oilers (1993).

Raye was honored with the Fritz Pollard Alliance "Salute to Excellence" Award in back-to-back years (2014-15), recognizing those who display outstanding performance through the year on the field and in the front office of the National Football League. He also attended the 2003 NFL Stanford Executive Education program in its inaugural year at Stanford Business School and again in 2013 at the NFL Career Symposium at University of Pennsylvania Wharton Business School. In June of 2016, Raye was invited to attend the NFL's inaugural General Managers' Workshop at the league office.

Born in Fayetteville, N.C., Raye's family moved to Irvine, Calif. where he became an all-league quarterback and defensive back at Irvine High School. He also played basketball and ran track. Raye's father, Jimmy Raye II, played for the Philadelphia Eagles in 1969 and currently works as a senior advisor to Troy Vincent, the NFL's executive vice president of football operations.



JEFF SCHMITZ

VICE PRESIDENT, INFORMATION TECHNOLOGY

Jeff Schmitz is entering his 16th season with the Texans. Schmitz was promoted to vice president of information technology in 2013 after serving as senior director and director of information technology from 2008-12.

Schmitz, who joined The McNair Group in March 1997, held positions in the treasury and accounting departments before moving into the IT department as manager of information technology in 2001.

Schmitz is responsible for leading all facets of technology for the Houston Texans and The McNair Group, including infrastructure, information systems, development, information security and support. During his tenure, Schmitz led teams responsible for stadium infrastructure design, data center design, voice and data service, unified communication, information security, compliance and software implementations.

Schmitz earned a Bachelor of Business Administration in accounting from Pittsburg State University in Kansas. He lives in Missouri City with his wife, Leslie, and their daughters, Courtney and Hannah.

EXECUTIVE MANAGEMENT



MARC VANDERMEER

VICE PRESIDENT, BROADCASTING & PLAY-BY-PLAY VOICE

Marc Vandermeer has been a team fixture since it began play in 2002, calling every snap the Houston Texans have ever taken as the team's play-by-play announcer. Vandermeer officially joined the Texans as the director of radio broadcasting in June 2012 and was promoted to senior director of broadcasting in June 2013 before being named vice president of broadcasting in 2016.

In his role, Vandermeer serves as the "Voice of the Texans" and oversees the programs and content on HoustonTexans.com, Texans Radio on the flagship station KILT SportsRadio 610 AM and Texans television programming on ABC-13/KTRK and Fox Sports Southwest. Since the Texans began play, Vandermeer is the only current team employee to attend every single game in franchise history. Vandermeer was also co-host of the morning drive show for SportsRadio 610 until May 2012.

Vandermeer came to the Texans following a successful three-year run as the play-by-play voice for the Miami Hurricanes on 560 WQAM. He called the action for the Hurricanes' football and baseball national championship teams in 2001, hosted the athletic program's weekly show, Hurricane Hotline and filled in on the WQAM Morning Show.

From 1995-99, Vandermeer was the play-by-play voice for the UMass Minutemen and served as the UMass Radio Network Director for WHMP AM/FM. He was promoted to station manager his final year with WHMP.

Vandermeer has called NCAA Basketball Tournament games for Westwood One Radio and was the play-by-play voice for Central Michigan University from 1992-95. He also serves on the Junior Achievement Board of Directors.

The Boston University alumnus and his wife, Corinne, have two sons, 11-year old Luke, and Liam, who was born in January of 2013.



GREG WATSON

VICE PRESIDENT, FINANCE

Greg Watson joined The McNair Group and the Houston Texans in November 1999 after working as an international finance associate in the energy industry. In his current position as vice president of finance, Watson is involved in all aspects of the team's debt and equity financing activities, long-range financial forecasting and special project analyses.

His other responsibilities include all aspects of deal execution for The McNair Group private equity investments.

Watson earned his Bachelor of Arts in political science from Vanderbilt University and his MBA with a focus on finance and entrepreneurship from the University of Texas. He and his wife, Cathy, both native Houstonians, live in Houston with their children, Claire, William and Gardner.



DOUG WEST

VICE PRESIDENT, FOOTBALL OPERATIONS

Doug West is in his 22nd season in the NFL and his 11th with the Texans. West was named vice president of football operations in April 2014.

West, who previously served as director of football operations starting in September 2010, oversees team travel, training camp and gameday operations, which include all aspects dealing directly on the field with the game, Texans and the visiting team.

On gameday, West is responsible for overseeing sideline communication equipment as well as instant replay equipment. He serves as the team liaison with the NFL, the officials and the visiting team. He also handles catering in all Texans areas.

West oversees the team practice facility and Texans areas in NRG Stadium, including scheduling, cleaning and upkeep. He is responsible for maintaining the day-to-day football operations budget as well as planning for future large expenditures and projects.

West joined the Texans as football operations manager in August 2007, overseeing team travel planning and lodging throughout the year. Prior to joining the Texans, West worked with Reebok as an NFL glove and footwear specialist, beginning in 2004. From 1993-2003, West was the head equipment manager for the Denver Broncos, where he worked with Executive Vice President of Football Operations and General Manager Rick Smith.

West was the head equipment manager from 1988-90 at the University of Northern Colorado before taking on the same role for the Birmingham Fire of the World League of American Football from 1991-92 under Head Coach Chan Gailey.

West earned a bachelor's degree in social sciences from Colorado State in 1988, where he was a student equipment manager for the football team for three years. He has three sons, Gunnar, Griffin and Graham, and a stepdaughter, Grace. He and his wife, Stacy, reside in Houston.

NEW & IMPROVED.
REAL *Coca-Cola* TASTE.

OFFICIAL
SOFT DRINK OF





HOUSTON
TEXANS

**COACHING
STAFF**



BILL O'BRIEN

HEAD COACH

4TH SEASON WITH TEXANS / 9TH NFL SEASON

and NFL coaching experience.

In his first three years (2014-16), O'Brien led the Texans to three straight winning seasons for the first time in franchise history and back-to-back AFC South division championships. He is just the 14th coach since 1978 to begin his NFL head coaching career with three consecutive winning seasons and his 28 career victories are the most by any head coach in franchise history through their first three years.

In 2016, Houston defeated the Oakland Raiders in the AFC Wild Card Round and advanced to the Divisional Round for the first time since 2012. The Texans finished the season with the NFL's top-ranked defense for the first time in franchise history, surrendering an average of only 301.3 total net yards per game. The team also posted a 7-1 record at home during the regular season, which set a single-season franchise record and tied for the best home record in the NFL.

DE/OLB Jadeveon Clowney earned Pro Bowl honors for the first time in his career, posting personal bests in tackles (52), sacks (6.0), tackles for loss (16), quarterback hits (17) and games played/started (14). ILB Benardrick McKinney led the Texans and finished 11th in the NFL (sixth in the AFC) with a single-season career-high 129 tackles and 5.0 sacks.

On offense, the Texans finished with the eighth-most rushing yards in the NFL in 2016, averaging 116.2 per game. RB Lamar Miller became the fourth player in franchise history with 1,000 yards rushing in a season. As a team over the last three seasons, Houston ranked third in the AFC and sixth in the NFL in rushing yards. Additionally in 2016, the tight end group of C.J. Fiedorowicz, Ryan Griffin and Stephen Anderson posted the most receptions (115) and receiving yards (1,094) in a single season in franchise history.

Houston recorded a 5-1 record against AFC South opponents in



Bill O'Brien's 28 career victories are the most by any coach in franchise history through their first three years.

2016, which tied the best single-season winning percentage against the division in team history, and have 14 wins against their division since 2014, which is tied with the Kansas City Chiefs for the most in the NFL over that span. Under O'Brien (2014-17), the Texans are 18-0 when leading at halftime of a regular season game and the only team in the NFL that has not given up a halftime lead since 2014. The Texans also finished the regular season with only

87 penalties accepted against them, which was the lowest total in the NFL.

In 2015, Houston became the first NFL team since 1950 to make the playoffs with four different starting quarterbacks winning a game during the regular season when they won the AFC South division championship for the first time since 2012.

WR DeAndre Hopkins became the third-youngest player in NFL history to reach 200 receptions and 3,000 receiving yards for his career in 2015. That year, he earned his first trip to the Pro Bowl after posting career highs with 111 receptions for 1,521 yards and a franchise-record 11 receiving touchdowns. His receiving totals ranked among the best in the NFL, as he finished third in catches and yards and tied for seventh in touchdowns.

On the ground, the Texans averaged 108.2 rushing yards per game for the season and 135.1 yards over the final seven weeks of 2015. After RB Arian Foster was placed on injured reserve on Oct. 27, RB Alfred Blue stepped in to lead the team with a career-high 698 rushing yards, including three 100-yard games.

The Texans also received strong contributions from their defense in 2015, as they finished third in the NFL in total yards (310.2) and passing yards (210.4) allowed per game, fifth in opponent completion percentage (59.0) and seventh in points allowed per game (19.6). Houston set franchise single-season records for sacks (45) and opponent third-down percentage (28.5), which also was the lowest mark by any NFL team since the 2003 Tennessee Titans (27.7). DE J.J. Watt won his third Associated Press NFL Defensive Player of the Year award after leading the league with 17.5 sacks, 50 quarterback hits and 29 tackles for loss.

In 2014, O'Brien's first year as the franchise's head coach, Houston's seven-win improvement from 2013 led the NFL and made the Texans the sixth team since 1978 to post a winning season following a season in which it won two or less games. The Texans just missed the playoffs as the last team out in the AFC and O'Brien finished second in NFL AP Coach of the Year voting to Arizona Cardinals Head Coach Bruce Arians.

O'Brien earned his first victory as head coach of the Texans with a 17-6 season-opening win against Washington at NRG Stadium, ending Houston's 14-game losing streak in the process. Following a Week 10 bye, Houston went 5-2 with three different starting quarterbacks leading the Texans to wins down the stretch. The Texans also led the NFL in takeaways with a franchise-record 34 and became just the third team in the last 20 years to lead the league in takeaways after finishing last the year before.

On offense, the Texans ran the ball a league-high 51.9 percent of the time and posted an AFC-best eight individual 100-yard rushing performances in 2014. Houston's 135.1 yards rushing per game ranked fifth in the NFL and was the second-highest mark in franchise history. Foster, who earned his fourth Pro Bowl honor, eclipsed the 100-yard mark in seven of the 13 games he played in as he rushed for 1,246 yards and scored 13 total touchdowns.

Due to injuries, quarterbacks Ryan Fitzpatrick, Ryan Mallett and Case Keenum each started at least two games under center for the Texans and combined to lead the team to wins in five of the last

BILL O'BRIEN

seven games. Hopkins had a breakout season, setting then-career highs with 76 receptions for 1,210 yards and six touchdowns.

Prior to joining the Texans, the Brown University alum took on one of the tallest tasks in college football history when he was named head coach at Penn State on Jan. 6, 2012. He spent two years leading the program through one of the greatest periods of strife any major college has endured, garnering national and conference coach-of-the-year awards in the process. In addition to replacing Joe Paterno, the all-time winningest head coach in NCAA Football Bowl Subdivision history, O'Brien had to guide PSU through heavy scholarship reductions, a four-year postseason ban, an open transfer policy and the public aftermath of a devastating scandal that threatened the football program's storied existence.

Although odds of success were low, Penn State won eight of its final 10 games to finish the 2012 season with an 8-4 record. O'Brien, who also served as offensive coordinator for the Nittany Lions, was named the Bear Bryant, Maxwell Football Club and ESPN National Coach of the Year after winning more games than any other first-year head coach in the program's previous 125 seasons. He was also named the Big Ten Conference's Dave McClain Coach of the Year by media and the Hayes-Schembechler Coach of the Year by coaches.

O'Brien directed a fast-paced unit in 2012 that averaged 437.0 yards per game in conference play to lead the Big Ten. His offense also produced the conference's top rusher (Zach Zwinak), receiver (Allen Robinson) and passer (Matt McGloin). The Nittany Lions were 7-5 in 2013 and had upset wins against 18th-ranked Michigan and 14th-ranked Wisconsin.

A member of the Patriots' coaching staff from 2007-11, O'Brien helped lead the team to a pair of Super Bowl berths. He rose from offensive assistant to wide receivers coach in 2008 and then quarterbacks coach from 2009-10 prior to being named offensive coordinator/quarterbacks coach in 2011. The Patriots earned the top seed in the AFC with a 13-3 record and advanced to Super Bowl XLVI with O'Brien coordinating the offense in 2011. New England led the AFC in scoring with 32.1 points per game, and was second in the NFL in total offense (428.0 yards per game) and passing (317.8). QB Tom Brady threw for a career-high 5,235 yards (second in NFL) and 39 touchdowns. WR Wes Welker, who is currently on staff with the Texans, led the NFL with 122 receptions and set a career high with 1,569 yards. TE Rob Gronkowski, who set career bests with 90 receptions for 1,327 yards, led the NFL with 17 touchdown receptions, a record for an NFL tight end.

In O'Brien's second season as quarterbacks coach with the Patriots in 2010, Brady was selected as the first unanimous AP NFL MVP after leading the team to an NFL-best 14-2 mark. While O'Brien was his position coach from 2009-11, Brady led the AFC in attempts (1,668), completions (1,096), touchdown passes (103), interception percentage (1.7) and passer rating (104.0) and ranked second in the conference in passing yards (13,533).

O'Brien began his coaching career at Brown in 1993 as a tight ends coach before serving as inside linebackers coach in 1994. He joined George O'Leary's Georgia Tech staff in 1995 as a graduate assistant, helping the Yellow Jackets to bowl appearances in each of his last six seasons. O'Brien coached running backs from 1998-2000 before being promoted to offensive coordinator and quarterbacks coach in 2001 and assistant head coach in 2002.

O'Brien joined Ralph Friedgen's staff at Maryland in 2003 as running backs coach. Following two years in College Park, O'Brien served as offensive coordinator and quarterbacks coach at Duke from 2005-06.

Born in Dorchester, Mass., O'Brien grew up in Andover and graduated from St. John's Preparatory School in Danvers. O'Brien went on to play linebacker and defensive end at Brown from 1990-92. He graduated with a double concentration in political science and organizational behavioral management in 1992.

O'Brien and his wife, Colleen, have two sons: Jack, 15, and Michael, 12.

O'BRIEN'S COACHING LEDGER

2014-17	Head Coach	Houston Texans
2012-13	Head Coach	Penn State
2011	Offensive Coordinator/Quarterbacks	New England Patriots
2009-10	Quarterbacks	New England Patriots
2008	Wide Receivers	New England Patriots
2007	Offensive Assistant	New England Patriots
2005-06	Offensive Coordinator/Quarterbacks	Duke
2003-04	Running Backs	Maryland
2002	Assistant Head Coach	Georgia Tech
2001	Offensive Coordinator/Quarterbacks	Georgia Tech
1998-00	Running Backs	Georgia Tech
1995-97	Graduate Assistant	Georgia Tech
1994	Inside Linebackers	Brown
1993	Tight Ends	Brown

O'BRIEN'S YEAR-BY-YEAR NFL COACHING RESULTS

Year	Team	Position	Reg. Season			Postseason		Finish
			W	L	T	W	L	
2007	New England Patriots	Offensive Assistant	16	0	0	2	1	AFC East Champions/Super Bowl
2008	New England Patriots	Wide Receivers	11	5	0	0	0	2nd AFC East
2009	New England Patriots	Quarterbacks	10	6	0	0	1	AFC East Champions/Wild Card
2010	New England Patriots	Quarterbacks	14	2	0	0	1	AFC East Champions/Divisional
2011	New England Patriots	Off. Coord./Quarterbacks	13	3	0	2	1	AFC East Champions/Super Bowl
2014	Houston Texans	Head Coach	9	7	0	0	0	2nd AFC South
2015	Houston Texans	Head Coach	9	7	0	0	1	AFC South Champions/Wild Card
2016	Houston Texans	Head Coach	9	7	0	1	1	AFC South Champions/Divisional
NFL Head Coaching Record:			27	21	0	1	2	



ROMEO CRENNEL

ASSISTANT HEAD COACH / DEFENSE

4TH SEASON WITH TEXANS / 35TH NFL SEASON

Romeo Crennel takes over as assistant head coach/defense for the Houston Texans in 2017. It is his fourth overall season with the team after spending the first three as defensive coordinator.

The 2017 season will be Crennel's 35th year coaching in the NFL. He has been part of 15 playoff appearances with 11 division crowns, six conference titles and has won five of the six Super Bowls he has appeared in (New York Giants – XXI and XXV, New England Patriots – XXXVI, XXXVIII and XXXIX).

From 2014-16, Crennel's defense ranked third in the NFL in net yards allowed per game (319.9) and net passing yards allowed per game (218.4). Houston also ranked first in third-down defense (33.6%), fourth in opponent completion percentage (59.5) and sixth in points allowed per game (19.8).

The Texans are coming off back-to-back AFC South division championships and have put together three straight winning seasons for the first time in franchise history. Houston's 7-1 record at home and 5-1 record in the division in 2016 both tied franchise records. The team also advanced to the AFC Divisional Round for the first time since 2012.

The Texans finished last season with the NFL's top-ranked defense for the first time in franchise history, surrendering an average of only 301.3 total net yards per game. They also gave up the fewest first downs (17.0) and second-fewest net passing yards (201.6) per game. From Weeks 8-17, Houston allowed an average of 71.9 net rushing yards per game and opponents only scored three rushing touchdowns during that span, both of which led the league. Houston also was the only team in the NFL to not allow a 300-yard passer in 2016 and has given up just one 300-yard passer in the last 32 regular season games.

Crennel and the Texans defense accomplished all these accolades despite losing DE J.J. Watt and CB Kevin Johnson to injured reserve and starting 20 different players on defense, which tied for the fourth-most in franchise history. The team also used 15 different starting lineup combinations on defense, which tied for the second-most in the league.

DE/OLB Jadeveon Clowney earned Pro Bowl honors for the first time in his career after posting personal bests in tackles (52), sacks (6.0), tackles for loss (16), quarterback hits (17) and games played/started (14). OLB Whitney Mercilus led the team in sacks for the first time in his career with 7.5 quarterback takedowns and tied for the NFL lead with four defensive fumble recoveries. ILB Benardrick McKinney led the team with a career-high 129 tackles and became the second player in franchise history with over 100 tackles and 5.0 sacks in a season. S Quintin Demps led all NFL safeties in 2016 with a career-high six interceptions, which also tied for the second-most in a single season in Texans history.

In 2015, Houston finished third in the league in net yards (310.2) and net passing yards allowed per game (210.4), fifth in opponent completion percentage (59.0) and seventh in points allowed per game (19.6). Houston, which won its first AFC South division

championship since 2012, also set franchise single-season records for sacks (45) and third-down percentage (28.5). That percentage led the NFL in 2015 and was the lowest single-season mark by any NFL team since the 2003 Tennessee Titans (27.7).


The Texans allowed six points or less five times in 2015, which led the NFL and tied for the most such games in a season since the 1991 New Orleans Saints (six games). On the season, the Texans did not allow the opposing team to score a touchdown in four of their games.

DE J.J. Watt became the second player in NFL history to win Associated Press NFL Defensive Player of the Year in back-to-back years under Crennel in 2015, to go along with being named to the Pro Bowl, AP NFL All-Pro First Team and PFWA All-NFL team. Watt led the NFL in sacks (17.5), tackles for loss (29) and quarterback hits (50) for the second straight year. Watt and Mercilus (12.0 sacks) combined for the most sacks by any pair of teammates in franchise history (29.5).

Texans ILB Brian Cushing enjoyed one of the best years of his career in 2015, totaling 110 tackles, while CB Johnathan Joseph set a career high with 22 passes defended. The Texans defense also got major contributions from their rookie class with CB Kevin Johnson (nine passes defended) and ILB Benardrick McKinney (58 tackles) playing key roles under Crennel in their first year in the league.

In 2014, the Texans defense made huge improvements and set multiple franchise records. The team posted a 4-1 record after Thanksgiving, leading the league in opponent completion percentage (49.2), third-down defense (22.6 percent) and rushing touchdowns allowed (0), while yielding just 260.1 net yards and 16.2 points per game.

For the season, Houston became just the third team in the last 20 years to lead the league in takeaways, with a franchise-record 34, after finishing last the previous season (11 in 2013). The Texans also set a franchise record for points off turnovers and had 11



In Romeo Crennel's three years as defensive coordinator (2014-16), Houston led the NFL with a 33.6 opponent third-down percentage.

ROMEO CRENNEL

players record interceptions. They led the NFL with 35 points scored against opposing offenses and set a team record with five defensive touchdowns.

Watt had one of the best seasons ever for a defensive player in 2014 and became the most decorated player in franchise history, earning All-Pro, Pro Bowl and numerous player of the year honors, including the distinction of being the first-ever unanimous selection as NFL Defensive Player of the Year. Watt recorded five total touchdowns (three on offense), six takeaways, 20.5 sacks, a safety and league bests of 51 quarterback hits and 29 tackles for loss.

Crennel came to Houston following a three-year stint with the Kansas City Chiefs (2010-12) where he served as defensive coordinator (2010-11), interim head coach (2011) and head coach (2012). In that time, his defense ranked 12th in the NFL (340.0 net yards per game) and sixth in pass defense (214.0 net yards per game). Under Crennel's guidance in 2012, the Chiefs sent six players to the Pro Bowl, with four of them on the defensive side of the ball. The Chiefs' six Pro Bowlers were the most the team had sent to the annual all-star game since the 2005 season and the four defensive players were the most making the trip since the 1995 season.

Prior to Kansas City, Crennel spent four seasons as head coach of the Cleveland Browns (2005-08) in his second turn with the organization. In 2007, he led Cleveland to a 10-6 record, the club's best mark since finishing 11-5 in 1994. The Browns won a franchise-record seven consecutive home games in 2007 as six players were selected to the Pro Bowl.

From 2001-04, Crennel served as defensive coordinator with the New England Patriots, where he helped the team win three Super Bowl titles. This was his second go-around with the organization and, during his four seasons in New England, the Patriots registered a 48-16 (.750) regular season record and a 9-0 postseason mark. The Patriots compiled 89 interceptions during his tenure, the second-highest total over that span behind only Tampa Bay (95). Crennel's defensive unit also returned an NFL-high 14 interceptions for touchdowns from 2001-04.

In 2004, the Patriots defense tied for second in the NFL, allowing only 16.3 points per game en route to their Super Bowl XXXIX victory over Philadelphia.

Crennel was named the NFL Assistant Coach of the Year by the Pro Football Writers of America following the 2003 season. He led a Patriots defensive unit that allowed a league-low 14.9 points per game, the best single-season mark in team history. New England led the NFL with 29 interceptions and six defensive touchdowns in the regular season and went on to defeat Carolina in Super Bowl XXXVIII.

The Patriots ranked sixth in the NFL in 2001, surrendering just 17.0 points per game. Despite St. Louis averaging an NFL-high 31.4 points per game in 2001, Crennel's unit limited the Rams to just 17 points in New England's Super Bowl XXXVI victory.

Prior to a one-year stint as Cleveland's defensive coordinator/defensive line coach in 2000, Crennel spent three seasons as the defensive line coach with the New York Jets (1997-99). The defense never allowed more than 20.0 points per game in any of his three seasons with the team. The Jets ranked second in the NFL in points allowed per game in 1998, as New York advanced to the AFC Championship Game for the first time since 1982.

Before joining the Jets, Crennel served as the defensive line coach for four campaigns in New England (1993-96), helping propel the club to a berth in Super Bowl XXXI.

Crennel began his NFL coaching career with a 12-year stint with the New York Giants (1981-92), serving as the defensive line coach (1990-92), special teams coach (1983-89) and special teams/defensive assistant coach (1981-82). During his tenure with the Giants, the club qualified for the playoffs six times, claiming wins in Super Bowls XXI and XXV. While with the Giants, Crennel worked with multiple Super Bowl-winning head coaches in Bill Parcells, Bill Belichick and Tom Coughlin.

Crennel began his coaching career as a graduate assistant in 1970 at his alma mater, Western Kentucky, before enjoying a four-season stint (1971-74) as the school's defensive line coach. From there, Crennel began his longtime association with Parcells at Texas Tech (1975-77) where Parcells served as defensive coordinator. He also spent two years at Mississippi (1978-79) coaching the defensive ends. Crennel concluded his collegiate coaching career with a one-year stop at Georgia Tech (1980).

A four-year starter on the defensive line for Western Kentucky, Crennel was elected captain as a senior. A rash of injuries during his senior season forced him to switch to offensive tackle where he earned team MVP honors. He attended Fort Knox High School in Fort Knox, Ky., and Central High School in Amherst, Va. His brother, Carl, entered the NFL as a ninth-round draft choice (209th overall) of Pittsburgh in 1970, playing one season with the Steelers before enjoying an 11-year career in the Canadian Football League. Crennel and his wife Rosemary have three daughters, Lisa Tulley, Tiffany Strokes and Kristine Cullinane. The Crennels have eight grandchildren.

CRENNEL'S COACHING LEDGER

2017	Assistant Head Coach/Defense	Houston Texans
2014-16	Defensive Coordinator	Houston Texans
2012	Head Coach	Kansas City Chiefs
2011	Interim Head Coach/Def. Coordinator	Kansas City Chiefs
2010	Defensive Coordinator	Kansas City Chiefs
2005-08	Head Coach	Cleveland Browns
2004	Defensive Coordinator	New England Patriots
2002-03	Defensive Coordinator/Defensive Line	New England Patriots
2001	Defensive Coordinator	New England Patriots
2000	Defensive Coordinator/Defensive Line	Cleveland Browns
1997-99	Defensive Line	New York Jets
1993-96	Defensive Line	New England Patriots
1990-92	Defensive Line	New York Giants
1983-89	Special Teams	New York Giants
1981-82	Special Teams/Defensive Assistant	New York Giants
1980	Defensive Line	Georgia Tech
1978-79	Defensive Ends	Mississippi
1975-77	Defensive Assistant	Texas Tech
1971-74	Defensive Line	Western Kentucky
1970	Graduate Assistant	Western Kentucky



MIKE VRABEL

DEFENSIVE COORDINATOR

4TH SEASON WITH TEXANS / 18TH NFL SEASON

Mike Vrabel takes over as defensive coordinator for the Houston Texans in 2017 after spending three seasons as the team's linebackers coach. He is in his 18th season in the NFL after a 14-year

playing career.

From 2014-16, the Texans defense ranked third in the NFL in net yards allowed per game (319.9) and net passing yards allowed per game (218.4). Houston also ranked first in third-down defense (33.6 percent), fourth in opponent completion percentage (59.5) and sixth in points allowed per game (19.8).

The Texans are coming off back-to-back AFC South division championships and have put together three straight winning seasons for the first time in franchise history. Houston's 7-1 record at home and 5-1 record in the division in 2016 both tied franchise records. The team also advanced to the AFC Divisional Round for the first time since 2012.

The Texans finished last season with the NFL's top-ranked defense for the first time in franchise history, surrendering an average of only 301.3 total net yards per game. They also gave up the fewest first downs (17.0) and second-fewest net passing yards (201.6) per game. From Weeks 8-17, Houston allowed an average of 71.9 net rushing yards per game and opponents only scored three rushing touchdowns during that span, both of which led the league.

DE/OLB Jadeveon Clowney earned Pro Bowl honors for the first time in his career after posting personal bests in tackles (52), sacks (6.0), tackles for loss (16), quarterback hits (17) and games played/started (14). OLB Whitney Mercilus led the team in sacks for the first time in his career with 7.5 quarterback takedowns and tied for the NFL lead with four defensive fumble recoveries. ILB Benardrick McKinney led the team with a career-high 129 tackles and became the second player in franchise history with over 100 tackles and 5.0 sacks in a season.

In 2015, the Texans defense finished third in the NFL in net yards (310.2) and net passing yards (210.4) allowed per game and tied for seventh in points allowed per game (19.6). Houston, which won its first AFC South division championship since 2012, also set the franchise single-season (45) and single-game (8.0) records for sacks in 2015. The linebackers combined for 22.5 of the team's sacks.

The Texans finished first in the league in opponent third-down percentage (28.5), which was the lowest single-season mark in franchise history. It also was the lowest opponent third-down percentage by any NFL team since the 2003 Tennessee Titans (27.7).



Under Mike Vrabel in 2015, Texans linebackers combined for 22.5 of the team's franchise-record 45 sacks.

Houston allowed six points or less five times in 2015, which led the NFL and tied for the most such games in a season since the 1991 New Orleans Saints (six games). On the season, the Texans didn't allow the opposing team to score a touchdown in four games.

Veteran ILB Brian Cushing led the position group and topped 100 tackles in a season for the third time in his career. His 110 total tackles in 2015 were the third-highest mark of his career and his highest since posting 114 stops in 2011. Mercilus enjoyed the best year of his career as he set personal highs in sacks (12.0), tackles (50), tackles for loss (14) and fumble recoveries (two).

In 2014, the Texans saw their linebackers make significant improvements under Vrabel. Cushing led the way with 72 tackles, nine quarterback hits, a sack and a forced fumble in 14 games played. Additionally, in his third year in the league, Mercilus recorded then-career highs of 50 tackles and nine tackles for loss, while tying a career-best with two forced fumbles.

Vrabel came to Houston from Ohio State, where he served as defensive line coach for the 2012-13 seasons after starting his coaching career as linebackers coach for the Buckeyes in 2011.

In 2012, Vrabel coached four Ohio State defensive linemen who were either drafted into the NFL or signed free agent contracts. That year, Vrabel was also named the ESPN.com Big Ten Recruiter of the Year.

The Akron, Ohio native embarked on what would become a distinguished NFL career with three teams following his Ohio State playing days. It was a professional career that saw him be a part of the New England Patriots' dynamic run of three Super Bowls in four years (2001, 2003 and 2004). In 2007, he was named to the Pro Bowl and a month later was named All-Pro.

On top of these accomplishments, Vrabel's professional career included 14 seasons and a total of 206 games (140 starts) played with Pittsburgh (1997-2000), New England (2001-08) and Kansas City (2009-10). He registered career totals of 722 tackles (496 solo), 57.0 sacks, 42 passes defended, 11 interceptions (one returned for a touchdown), 20 forced fumbles, nine fumble recoveries and 12 touchdowns receiving (as a tight end), including two in Super Bowls.

Selected in the third round (91st overall) of the 1997 NFL Draft by Pittsburgh, Vrabel spent four years with the Steelers, eight seasons with the Patriots and his last two years with Kansas City.

Vrabel graduated with a degree from Ohio State in exercise science and was a dominant performer for the Buckeyes, earning back-to-back All-American honors and twice being named Big Ten Conference Defensive Lineman of the Year (1995 and 1996). He was the first to win the lineman award twice.

Vrabel attended Walsh Jesuit High School in Akron, Ohio. He and his wife, Jennifer, are the parents of two sons, Tyler and Carter.

VRABEL'S COACHING LEDGER

2017	Defensive Coordinator	Houston Texans
2014-16	Linebackers	Houston Texans
2012-13	Defensive Line	Ohio State
2011	Linebackers	Ohio State



LARRY IZZO

SPECIAL TEAMS COORDINATOR

2ND SEASON WITH TEXANS / 21ST NFL SEASON

Larry Izzo enters his second season as special teams coordinator for the Houston Texans. The 2017 season marks his seventh as a coach in the NFL after a 14-year playing career.

In Izzo's first season with Houston, the Texans won the AFC South division championship and advanced to the AFC Divisional Round for the first time since 2012. Veteran K Nick Novak turned in the signature year of his career and one of the best seasons in franchise history. Novak tied for second in the NFL with 35 made field goals, which marked a career high and the most in a single season in Texans history. He connected on 16 consecutive field goals from Weeks 11-16, which tied for second in franchise history, and his 127 total points were the fourth-highest total in team history.

P Shane Lechler added to his storied career by posting the second-highest single-season gross punting average (47.5) in franchise history and finishing the regular season with just three touchbacks on punts – the lowest total of his 17-year career. Lechler was named AFC Special Teams Player of the Week for his Week 8 performance against Detroit in which he averaged a season-high 49.5 yards per punt and pinned three inside the 20-yard line.

Rookie WR Will Fuller V also earned AFC Special Teams Player of the Week honors in Week 4 after taking his first career punt return 67 yards for a touchdown that lifted the Texans to a 27-20 win over Tennessee. Fellow rookie RB Tyler Ervin, the primary kick and punt returner most of the season, finished third in the AFC and eighth in the NFL in punt return average (9.7) among qualified players.

Izzo joined the Texans after spending five seasons (2011-15) as the assistant special teams coach with the New York Giants, where he was a part of the team's Super Bowl XLVI victory. In 2015, the Giants finished second in the Dallas Morning News' annual comprehensive ranking of the league's special teams. The unit ranked fifth in opponent kickoff return average (20.3) and tied for first in field goal percentage (93.8).



In Larry Izzo's first season as special teams coordinator, rookie RB Tyler Ervin posted the third-best punt return average (9.7) in the AFC among qualified players.

New York also was seventh in the NFL in punt return average (10.2) and 10th in kickoff return average (24.9).

The Giants' kickoff team allowed an average return of just 18.3 yards in 2014, which ranked second in the NFL, and their opponents' drives following a kickoff started on average at the 20.9-yard line, which was eighth in the NFL.

In 2012, the special teams unit made significant contributions to the Giants' winning season and finished seventh in the Dallas Morning News' annual ranking. The Giants led the NFL with five special teams takeaways and their average drive start following a kickoff was at the 25.2-yard line, which led the NFL. The Giants also averaged 26.2 yards per kickoff return, which placed them seventh in the NFL.

In 2011, Izzo's first season with the Giants, he won his fourth Super Bowl ring and first as a coach. He also helped develop a group of rookies who quickly became outstanding special teams players, including Mark Herzlich, Spencer Paysinger, Tyler Sash and Jacquian Williams.

In his 14-year NFL career (1996-2009), Izzo played for three teams, the Miami Dolphins (1996-2000), New England Patriots (2001-08) and New York Jets (2009). He was a three-time Super Bowl champion with New England (2001, 2003 and 2004) and a three-time Pro Bowler (2000, 2002 and 2004). He also was credited with 275 special teams tackles in 200 regular season games and 23 more in 21 postseason games. Izzo never played on a team with a losing record and his teams participated in the playoffs nine times, reaching five AFC Championship Games and four Super Bowls. His teammates selected him as a special teams captain nine times, eight of which were with the Patriots.

Izzo, considered one of the best special teams players in NFL history, began his career in 1996 as an undrafted free agent with the Miami Dolphins. He made such a rapid and positive impact that in the preseason, Head Coach Jimmy Johnson said only two players were guaranteed to make the team – future Hall of Fame QB Dan Marino and Izzo.

In 1999, Izzo led the Dolphins with a career-high 33 special teams tackles and was elected special teams captain. In 2000, his final season in Miami, Izzo earned his first Pro Bowl selection after finishing with a team-high 31 special teams tackles.

In his first season with the Patriots in 2001, Izzo was voted special teams captain for the first of eight consecutive seasons. He led the unit with 22 tackles and helped New England defeat St. Louis in Super Bowl XXXVI. Izzo led New England with 31 and 28 special teams tackles, respectively, to help the Patriots win two more Super Bowls. Izzo missed only one game from 2000-08 and is a member of the Patriots' All-2000's team.

Izzo, who is from Fort Belvoir, Va., was a four-year letterman and three-year starter at Rice University in Houston, where he played linebacker and finished fourth in school history with 301 tackles, including a record 46 for losses. As a senior captain, he had 121 tackles and was named a consensus first-team All-Southwest Conference selection. He graduated in 2002 with a degree in business.

At McCullough High School in Houston, Izzo played safety and running back. The Houston Chronicle named him the two-way player of the year as a senior after he tallied 131 tackles and two interceptions on defense and contributed 1,081 yards rushing on offense.


In 2005, Izzo and Warrick Dunn participated in a USO tour to visit troops stationed overseas. They began their trip at Bagram Air Base in Afghanistan, where they helped open the Pat Tillman USO Center, then spent time with troops in Baghdad, Kuwait and Qatar.

The 42-year-old Izzo and his wife, Mara, have a son, Boston.

IZZO'S COACHING LEDGER

2016-17	Special Teams Coordinator	Houston Texans
2011-15	Assistant Special Teams	New York Giants

COACHING STAFF



JIM BERNHARDT

DIRECTOR OF FOOTBALL RESEARCH

4TH SEASON WITH TEXANS / 4TH NFL SEASON

Jim Bernhardt is in his fourth season as the Director of Football Research with the Houston Texans. In his position, Bernhardt takes on an advisory role to Head

Coach Bill O'Brien, assisting in all aspects of game preparation, management and review both on and off the field.

Bernhardt helped the Texans claim back-to-back AFC South division championships in 2015-16 and put together three straight winning seasons for the first time in franchise history (2014-16). Houston won 14 games against AFC South opponents over those three years, tying Kansas City for the most division wins in the NFL over that span. The team also posted 12 home wins from 2015-16, tying for the second most in the league.

Houston's 7-1 record at home and 5-1 record in the division in 2016 both tied franchise records. The team also advanced to the AFC Divisional Round for the first time since 2012. The Texans finished the season with the NFL's top-ranked defense for the first time in franchise history, surrendering an average of only 301.3 total net yards per game. They also gave up the fewest first downs (17.0) and second-fewest net passing yards (201.6) per game.

In 2015, the Texans earned their first AFC South division championship since 2012 and became the first NFL team since 1950 to earn a trip to the postseason with four different starting quarterbacks winning at least one regular season game.

On defense, the Texans finished third in the NFL in yards allowed per game (310.2), third in pass yards per game (210.4), fifth in opponent completion percentage (59.0) and seventh in points per game (19.6). The Texans also set the franchise single-season record for sacks (45) and third-down defense (28.5 percent) in 2015.

In 2014, Houston recorded a seven-win improvement, which led the NFL and made them the sixth team since 1978 to post a winning season following a season in which it won two or less games. The Texans defense led the NFL in takeaways with a franchise-record 34 and became just the third team in the last 20 years to lead the league in takeaways after finishing last the previous season.

On offense, the Texans ran the ball a league-high 51.9 percent of the time and posted an AFC-best eight individual 100-yard rushing performances in 2014. Houston's 135.1 yards rushing per game ranked fifth in the NFL and was the second-highest mark in franchise history.

Bernhardt came to Houston from Penn State, where he served in a similar role under O'Brien as special assistant to the head coach and director of football research. As a chief advisor to O'Brien, Bernhardt reviewed, evaluated and advised on the entire Penn State football program, including practice, game management and planning, compliance, recruiting and football administration.

Prior to his time at Penn State, Bernhardt served as recruiting coordinator and running backs coach at the University of Central Florida from 2005-07 and director of football operations in 2004.

In 2005, the Golden Knights won their first Conference USA Eastern Division title and earned a berth in the university's first bowl game, the Sheraton Hawaii Bowl, against Nevada. In that matchup, RB Kevin Smith set a Hawaii Bowl record with 202 yards rushing and three touchdowns.

Smith went on to post one of the most prolific seasons in NCAA history for a running back in 2007, rushing for 2,567 yards and 29 touchdowns. His yardage total landed him second on the NCAA all-time single-season rushing list, only behind Barry Sanders' 1988 season. Smith finished his career as the Golden Knights' all-time leading rusher.



Jim Bernhardt and Bill O'Brien first met in 1990, when Bernhardt was on the Brown University coaching staff and O'Brien was a sophomore linebacker.

Bernhardt began his collegiate coaching career in 1988-89 as the assistant head coach and defensive coordinator at Hofstra University, which had nationally-ranked defenses and qualified for the NCAA playoffs both seasons he was there. In 1990, Bernhardt became the defensive coordinator and linebackers coach at Brown University, where he coached O'Brien for three seasons before transitioning to the role of offensive coordinator and offensive line coach in 1993.

In addition to coaching the collegiate ranks, Bernhardt also coached at the high school level for 17 years, accumulating a .620 winning percentage despite never inheriting a program with a winning record prior to his arrival. Bernhardt garnered coach of the year honors four times at four different schools over the course of his coaching career.

A graduate of Long Island University, C.W. Post Campus with a degree in physical education, Bernhardt also is a three-time published writer in the Scholastic Coach magazine and a noted clinic speaker. Bernhardt and his wife, Catherine, have been married for 29 years and have three sons, Jake, Jesse and Jared.

BERNHARDT'S COACHING LEDGER

2014-17	Director of Football Research	Houston Texans
2012-13	Special Assistant to the Head Coach/ Director of Football Research	Penn State
2005-06	Running Backs/Assistant Special Teams	Central Florida
2004	Director of Football Operations	Central Florida
1993	Offensive Coordinator/Offensive Line	Brown
1990-92	Defensive Coordinator/Linebackers	Brown
1988-89	Assistant Head Coach/Defensive Coordinator	Hofstra



SHANE BOWEN

DEFENSIVE ASSISTANT

2ND SEASON WITH TEXANS / 2ND NFL SEASON

Shane Bowen enters his second season as defensive assistant for the Houston Texans in 2017.

In his first season with the team, the Texans won their second straight AFC South Division championship and advanced to the Divisional Round for the first time since 2012. Houston finished the 2016 season with the NFL's top-ranked defense for the first time in franchise history, surrendering an average of only 301.3 total net yards per game. They also gave up the fewest first downs (17.0) and second-fewest net passing yards (201.6) per game. From Weeks 8-17, the Texans allowed an average of 71.9 net rushing yards per game and opponents only scored three rushing touchdowns during that span, both of which led the league.

Before joining the Texans, Bowen worked as linebackers coach at Kennesaw State University for three years (2013-15). The 2015 season was the football team's first as a Division I program, where it played in the Big South Conference and finished 6-5.

Bowen spent the 2012 season as a defensive graduate assistant at Ohio State, where his responsibilities included directing defensive film breakdown and scouting reports, monitoring student-athletes' academic performances, classroom attendance and study hall sessions, recruiting and camps. On the field, Bowen assisted in coaching the defensive line, a unit that produced two First Team All-Big Ten selections and the conference's Defensive Player of the Year, former Texans OLB John Simon. The Buckeyes concluded the year with a 12-0 mark and ranked No. 3 nationally.

Bowen began his coaching career as a student assistant at Georgia Tech after an injury ended his playing career during his junior season. He finished the year assisting with the linebackers before being named an offensive graduate assistant in 2010. He held that position for two years before leaving for Ohio State.

Bowen was a three-year letter winner at Georgia Tech where he played outside linebacker. He started 10 games and had a streak of 38 consecutive games played before an injury sidelined him for the remainder of his junior season.



In Shane Bowen's first season on staff, the Texans finished with the NFL's top-ranked defense for the first time in franchise history.

He helped the Yellow Jackets win Atlantic Coast Conference Coastal Division Championships in 2006 and 2008. The team also played in three consecutive bowl games, participating in the 2007 Gator Bowl, 2007 Humanitarian Bowl and 2008 Chick-fil-A Bowl.

Bowen, named to the Dean's List three times while at Georgia Tech, earned a Bachelor of Science degree in business management in 2009 and a master's degree in workforce development and education in 2014. He is a native of Pickerington, Ohio.

Bowen and his wife, Courtney, have one daughter, Harper, who was born in March 2017.

BOWEN'S COACHING LEDGER

2016-17	Defensive Assistant	Houston Texans
2013-15	Linebackers	Kennesaw State
2012	Defensive Graduate Assistant	Ohio State
2010-11	Offensive Graduate Assistant	Georgia Tech
2009	Assistant Linebackers	Georgia Tech



JOHN BUTLER

SECONDARY

4TH SEASON WITH TEXANS / 4TH NFL SEASON

John Butler is in his fourth season as the secondary coach with the Houston Texans.

During his first three years in Houston (2014-16), Butler helped the Texans rank third in net passing yards allowed per game (218.4), third in net yards allowed per game (319.9), fourth in opponent completion percentage (59.5) and sixth in points allowed per game (19.8). Houston also ranked first in the league in third-down defense with a 33.6 opponent conversion percentage during that span.

The Texans are coming off back-to-back AFC South division championships and have put together three straight winning seasons for the first time in franchise history. Houston's 7-1 record at home and 5-1 record in the division in 2016 both tied franchise records. The team also advanced to the AFC Divisional Round for the first time since 2012.

The Texans finished the 2016 season with the NFL's top-ranked defense for the first time in franchise history, surrendering an average of only 301.3 total net yards per game. They also gave up the fewest first downs (17.0) and second-fewest net passing yards (201.6) per game. Houston was the only team in the NFL to not allow a 300-yard passer in 2016 and has given up just one 300-yard passer in the last 32 regular season games.

S Quintin Demps led all NFL safeties in 2016 with a career-high six interceptions, which also tied for the second-most in a single season in Texans history. CB A.J. Bouye set single-season career highs with 62 total tackles and 16 passes defended while starting 11 games. Bouye also notched two interceptions in the playoffs and became the first player in team history with a pick in back-to-back postseason games.

In 2015, the Texans defense finished third in the NFL in net yards allowed per game (310.2), third in net passing yards allowed per game (210.4) and tied for seventh in points allowed per game (19.6). The Texans also allowed the fifth-lowest opponent completion percentage in the league (59.0).

Butler's unit helped the Texans finish tied for third in passes defended with 90 in 2015 and surrendered just 6.09 net passing yards per attempt, tied for third-best in the NFL. The Texans led the NFL in third-down defense, as opponents converted only 28.5 percent (61-of-214) of their opportunities. That percentage is the lowest single-season mark in franchise history by 4.5 percent and the lowest opponent third-down percentage by any NFL team since the 2003 Tennessee Titans (27.7).

Houston won its first AFC South division championship since 2012 and only allowed six points or less five times in 2015, which led the NFL and is tied for the most such games in a season since the 1991 New Orleans Saints (six times).

CB Johnathan Joseph set a single-season career-high with 22 passes defended while starting all 16 games for the second straight year. CB Kevin Johnson ranked third on the team and fourth among NFL rookies with nine passes defended.

In 2014, Butler's first year, Houston led the NFL in takeaways with a franchise-record 34 and became just the third team in the last 20 years to lead the league in takeaways after finishing last the year before. The Texans also set a franchise record for points off turnovers and had 11 players record interceptions in 2014.

Houston's secondary was involved in 22 of the team's 34 takeaways in 2014 and had seven players with either a forced fumble,

fumble recovery or interception. The group accounted for nine forced fumbles, five fumble recoveries, 16 interceptions and three interceptions returned for touchdowns.

Prior to the Texans, Butler spent two seasons at Penn State with Head Coach Bill O'Brien, where he held the role of secondary coach in 2012 and defensive coordinator in 2013. In his first season working with the secondary, Butler helped Penn State rank second in the Big Ten and 16th nationally in scoring defense. Four defensive players at Penn State went on to be drafted in the NFL in 2013 and 2014.

Butler served as the special teams coordinator and outside linebackers coach at South Carolina in 2011, helping the Gamecocks win a school-record 11 games in 2011 and earn their first top-10 finish.

Prior to South Carolina, Butler spent four seasons (2007-10) as the linebackers coach and special teams coordinator at the University of Minnesota. From 2003-06, Butler served as the linebackers coach and special teams coordinator at Harvard. In 2004, Harvard won the Ivy League title with a 10-0 record and ranked 12th in the nation.

Butler was safeties coach and special teams coordinator at Southwest Texas State from 2001-02. He also spent two seasons (1999-2000) at Midwestern State, where he served as the team's defensive coordinator while mentoring the linebackers and safeties.

In 1997 and 1998, he served as a graduate assistant at the University of Texas under John Mackovic and Mack Brown.

Born in Philadelphia, the 1995 graduate of The Catholic University of America broke into the coaching ranks as the school's secondary coach after his senior year of playing. Butler took over as the defensive coordinator in 1996 and the team finished in the top 25 in Division III in total defense that season.

As an undergrad, Butler was a four-year letterman and three-year starter at Catholic. He also was a two-year letterwinner in basketball and part of the school's 1992-93 NCAA Tournament team.

Butler and his wife, Carmen, have one son, Manny.



Houston has given up just one 300-yard passer in the last 32 regular season games under John Butler.

BUTLER'S COACHING LEDGER

Year	Position	Team
2014-17	Secondary	Houston Texans
2013	Defensive Coordinator/Cornerbacks	Penn State
2012	Secondary	Penn State
2011	Special Teams Coordinator/Outside Linebackers	South Carolina
2007-10	Special Teams Coordinator/Linebackers	Minnesota
2003-06	Special Teams Coordinator/Linebackers	Harvard
2001-02	Special Teams Coordinator/Safeties	Texas State
1999-00	Defensive Coordinator/Linebackers/Safeties	Midwestern State
1997-98	Graduate Assistant	Texas
1996	Defensive Coordinator/Secondary	Catholic University
1995	Secondary	Catholic University

COACHING STAFF



DOUG COLMAN

ASSISTANT SPECIAL TEAMS COORDINATOR

4TH SEASON WITH TEXANS / 9TH NFL SEASON

Doug Colman is in his fourth season as assistant special teams coordinator with the Houston Texans. He is in his ninth season in the NFL after a five-year playing career.

Last season, Colman helped veteran K Nick Novak turn in the signature year of his career and one of the best seasons in franchise history. Novak tied for second in the NFL with 35 made field goals, which marked his career high and the most in a single season in Texans history. He connected on 16 consecutive field goals from Weeks 11-16, which tied for second in franchise history, and his 127 total points marked the fourth-highest total in team history.

P Shane Lechler added to his storied career by posting the second-highest single-season gross punting average (47.5) in franchise history and finishing the regular season with just three touchbacks on punts – the lowest total of his 17-year career. Lechler was named AFC Special Teams Player of the Week for his Week 8 performance against Detroit.

Rookie WR Will Fuller V also earned AFC Special Teams Player of the Week honors in Week 4 after taking his first career punt return 67 yards for a touchdown that lifted the Texans to a 27-20 win over Tennessee. Fellow rookie RB Tyler Ervin, the primary kick and punt returner most of the season, finished third in the AFC and eighth in the NFL in punt return average (9.7) among qualified players.

In 2015, ILB Brian Peters tied for the NFL lead with a career-high 17 special teams tackles despite playing only 12 games. Additionally, LS Jon Weeks made his first Pro Bowl appearance after handling snapping duties on every field goal, punt and extra point for the Texans.

In Colman's first season with the team in 2014, he worked with K Randy Bullock, who had the most successful year of his career, and Lechler, who posted the third-highest single-season yards per punt average in franchise history (46.3).

Colman came to the Texans after two seasons as the linebackers coach at Coastal Carolina (2012-13) as well as coordinating aspects of the special teams. The Chanticleers won the Big South in each of his two seasons, and Colman coached LB Quinn Backus to back-to-back Big South Defensive Player of the Year honors as well as All-American status. Colman also coached two separate players to Big South Special Teams Player of the Year honors.

Under Colman's tutelage at Tulane (2010-11), LB Trent Mackey was a two-time All-Conference-USA selection, earning the Green Wave's only first-team selection to the all-league team in 2011 after being voted the Louisiana Football Newcomer of the Year in 2010.

Prior to Tulane, Colman spent two seasons at his alma mater, Nebraska, as the defensive quality control coach and was part of back-to-back Big 12 North Championships in 2008 (co-champions)

and 2009. The Cornhuskers also participated in the 2008 Gator Bowl and 2009 Holiday Bowl.

Before Nebraska, Colman was an assistant coach for linebackers and special teams for the Amsterdam Admirals in NFL Europe during the 2007 campaign.

From 2003-07, Colman was the head football coach and physical education teacher for Absegami High School in Galloway, N.J. During his time there, he led the team to three straight conference championships (2004-06), four consecutive New Jersey state playoff appearances (2003-06) and the 2006 state championship in the New Jersey South Group IV – the school's only football state title.

Colman was named the 2004 and 2005 Cape Atlantic League Conference Coach of the Year, the 2004 National Football Foundation New Jersey Chapter Coach of the Year and the 2003 Press All-Area Coach of the Year. One of the highlights of his prep coaching career came in 2006 when he served as the head coach for the Adam Taliaferro New Jersey All-Star game.

Colman began his coaching career in the prep game in 2001 at his high school alma mater, Ocean City (N.J.) High School, where he was a freshman football coach. Following a one-year stint at Ocean City, he spent the 2002 campaign as the assistant football coach and physical education teacher at Oakcrest High School in Mays Landing, N.J.

Colman played linebacker for the University of Nebraska and its famed Blackshirt Defense from 1991-95. He was a part of five Big 8 Conference championships and back-to-back national titles in 1994 and 1995. In each of his four years, Colman and Nebraska played for the national championship, facing Miami (Fla.) in the 1992 and 1995 Orange Bowls, Florida State in the 1994 Orange Bowl and Florida in the 1996 Fiesta Bowl.

Following his collegiate career, Colman was selected in the sixth round (171st overall pick) of the 1996 NFL Draft by the New York Giants. He spent five seasons in the NFL (1996-2000), playing a total of 64 games for the Giants, Tennessee Titans (including Super Bowl XXXIV) and Cleveland Browns. While with the Titans in 1999, Colman was a part of the "Music City Miracle" during the end of a Wild Card Playoff game against the Buffalo Bills.

Colman starred at Ocean City High School, where he is a member of the Hall of Fame. A native of Ventnor, N.J., Colman received his bachelor's degree in physical education from Nebraska in 2001. Colman's father, Wayne, played nine seasons in the NFL with the New Orleans Saints and Philadelphia Eagles. Colman and his wife, Colleen, have five children: Logan Marie, Sarah, Matthew, Grace and Anna.



The Texans led the NFL with 323 special teams tackles in Doug Colman's first three seasons (2014-16) with the team.

COLMAN'S COACHING LEDGER

2014-17	Assistant Special Teams Coordinator	Houston Texans
2012-13	Linebackers	Coastal Carolina
2010-11	Linebackers	Tulane
2008-09	Defensive Quality Control	Nebraska
2007	Assistant Linebackers/Special Teams	Amsterdam Admirals (NFL Europe)
2003-07	Head Coach	Absegami HS
2002	Assistant Coach	Oakcrest HS
2001	Assistant Coach	Ocean City HS



MIKE DEVLIN

OFFENSIVE LINE

3RD SEASON WITH TEXANS / 23RD NFL SEASON

Mike Devlin enters his third season with the Houston Texans in 2017, serving as the team's offensive line coach. Devlin is in his 16th season as an NFL coach after a seven-year playing career.

Last season, the Texans featured the eighth-best ground attack in the NFL, despite employing six different starting combinations along the offensive line. In RB Lamar Miller's first season with Houston, he became just the fourth player in franchise history to top 1,000 rushing yards, as the Texans won their second consecutive AFC South crown and posted a third straight winning season for the first time in team history.

Devlin was key in the development of C Greg Mancz, a former undrafted free agent who started all 16 games at center and allowed a team-low 0.5 sack. T Duane Brown earned the Texans' Ed Block Courage Award after returning from injury to play the final 12 games and yielding a career-low 1.0 sack at left tackle.

In 2015, the Texans started nine different offensive line combinations throughout the season and allowed 36 sacks, which was the sixth-lowest total in the AFC. From Weeks 2-6, Houston allowed only one sack in each of the five games, which was the second-longest streak of games with one-or-fewer sacks allowed in team history. The line blocked for four different starting quarterbacks, led by Brian Hoyer, who posted career highs in passing touchdowns (19), passer rating (91.4) and completion percentage (60.7). The offensive line also paved the way for RB Alfred Blue to set a career high with three 100-yard rushing games.

Devlin came to Houston from the New York Jets, where he spent nine seasons (2006-14) coaching the offensive line and tight ends.

The Jets offensive line had a strong showing during the 2014 season, paving the way for a rushing attack that ranked first in the AFC and third in the NFL, averaging 142.5 yards per game on the ground. A key contributor to the line's success was veteran C Nick Mangold, who was selected to his sixth Pro Bowl.

Devlin's offensive line integrated two new starters in the 2013 season. Despite the changes, the Jets finished the season sixth in the league in rushing, gaining 134.9 yards per game on the ground including four 100-yard rushing efforts. Mangold earned his fifth Pro Bowl selection while LT D'Brickashaw Ferguson became the first Jets player to begin his career with 125 consecutive starts.

In 2012, his final season as tight ends coach, Devlin helped TE Jeff Cumberland bounce back from a season-ending Achilles injury the previous year to achieve then-career highs with 29 receptions, 359 yards receiving and three touchdowns.

Under Devlin's direction, TE Dustin Keller led the team in receptions for two consecutive seasons, catching 65 passes in 2011 and 55 passes in 2010.

Devlin joined the Jets after two seasons as the offensive line coach at the University of Toledo (2004-05). In 2005, his line paved

the way for the 11th-ranked offense in the country (459.2 yards/game) as T Nick Kaczur developed into a third-round draft pick (2005) of the New England Patriots.

Devlin began his coaching career as the offensive quality control coach with the Arizona Cardinals in 2000 before being promoted to assistant offensive line coach in 2001.

Selected in the fifth round of the 1993 NFL Draft by the Buffalo Bills, Devlin went on to play in 101 regular season games over seven years in the NFL, from 1993-95 with the Bills and from 1996-99 with the Cardinals. He appeared in Super Bowl XXVIII with Buffalo.

Devlin earned All-America honors at the University of Iowa and was a semifinalist for the Outland Trophy as the nation's top interior lineman in 1992. He was named Big Ten Offensive Lineman of the Year that same year, in addition to being tabbed Big Ten MVP by the Chicago Tribune.

Devlin and his wife, Julie, have started multiple charities, including The Devlin Football Camp, The John S. Devlin Golf Tournament and Devlin's Helping Hands. The Devlin Football Camp provides kids with an opportunity to work with NFL coaches and players at a low cost while raising money and giving assistance to local youth programs, high school programs and various charitable organizations. The Devlin Golf Tournament and silent auction raises money for the Coach John S. Devlin Jr. Bloomsburg Football Scholarship Fund, which is named after Devlin's father and given to an underprivileged high school player every year.

The Devlins have four children, sons Zachary and Matthew and daughters Hallie and Carlie.



Mike Devlin's offensive lines have blocked for top-10 rushing offenses in three of the last four seasons. He spent 2013-14 with the New York Jets.

DEVLIN'S COACHING LEDGER

2015-17	Offensive Line	Houston Texans
2013-14	Offensive Line	New York Jets
2008-12	Tight Ends/Assistant Offensive Line	New York Jets
2007	Offensive Line	New York Jets
2006	Tight Ends/Assistant Offensive Line	New York Jets
2004-05	Offensive Line	Toledo
2001-03	Assistant Offensive Line	Arizona Cardinals
2000	Offensive Quality Control	Arizona Cardinals



TIM KELLY

TIGHT ENDS

4TH SEASON WITH TEXANS / 4TH NFL SEASON

Tim Kelly is in his first season as tight ends coach with the Houston Texans after spending the previous three campaigns as offensive quality control coach.

He also assisted Mike Devlin with the offensive line in 2016.

Kelly helped the Texans win back-to-back AFC South division championships in 2015-16 and post three straight winning seasons – both firsts in franchise history. In Kelly's first three years with the team, the Texans ranked third in the AFC and sixth in the NFL in rushing.

Last season, the offensive line paved the way for RB Lamar Miller to become just the fourth player in team history to eclipse 1,000 yards on the ground despite starting six different combinations and playing just one full game with both starting tackles. After finishing 9-7, the Texans won their Wild Card matchup with the Oakland Raiders and advanced to the Divisional Round for the third time in franchise history.



Tim Kelly will transition from offensive quality control/offensive line to coaching tight ends in 2017.

In 2015, Houston claimed its first AFC South division championship since 2012 and became the first NFL team since 1950 to earn a trip to the postseason with four different starting quarterbacks winning at least one regular season game.

The 2014 Texans ranked fifth in the NFL in rushing yards per game (135.1) and eighth in average time of possession (30:53). QB Ryan Fitzpatrick started 12 games and posted single-season career highs in passer rating (95.3) and completion percentage (63.1).

Kelly came to Houston from Penn State, where he served as a graduate assistant under Head Coach Bill O'Brien, having held the same position at Ball State in 2011.

Before he went to Ball State, Kelly was the defensive coordinator, defensive line coach and recruiting coordinator at Minnesota State-Moorhead for the 2010 season.

Kelly spent the 2008-09 seasons at Illinois-Wesleyan, where he was the defensive line coach for the 2009 CCIW Championship team that ranked ninth among all defenses at the NCAA Division-III level. He also coached two first-team all-conference selections.

Kelly played defensive tackle at Eastern Illinois, starting all 48 games in his collegiate career and serving as the team's captain in 2007. He was named to the Capital One Academic All-District V Team in 2006 and 2007.

A native of Chicago Heights, Ill., Kelly starred at Marian Catholic High School, where he is a member of the East Suburban Catholic Conference Hall of Fame. He received his bachelor's degree in sports administration from Eastern Illinois in 2008 and his master's degree in sport management from Illinois State in 2010.

Kelly and his wife, Katie, have two daughters, Norah and Quinn.

KELLY'S COACHING LEDGER

2017	Tight Ends	Houston Texans
2016	Offensive Quality Control/Asst. Offensive Line	Houston Texans
2014-15	Offensive Quality Control	Houston Texans
2012-13	Graduate Assistant	Penn State
2011	Graduate Assistant	Ball State
2010	Defensive Coordinator/ Defensive Line	Minnesota State-Moorhead
2008-09	Defensive Graduate Assistant	Illinois Wesleyan



BOBBY KING

LINEBACKERS

4TH SEASON WITH TEXANS / 8TH NFL SEASON

Bobby King enters his first season as linebackers coach with the Houston Texans in 2017. This is his second stint with the team after spending 2011-13 on staff.

The 2017 season will be his eighth year coaching in the NFL.

King spent the last three seasons as the assistant linebackers coach for the San Diego Chargers (now the Los Angeles Chargers). In 2016, rookie ILB Jatavis Brown led the Chargers with 76 total tackles (63 solo) to go along with 3.5 sacks, two forced fumbles, one fumble recovery, six passes defended and eight tackles for loss in 12 games (seven starts). Second-year ILB Denzel Perryman also set his single-season career-high with 71 total tackles (55 solo), 2.0 sacks, one interception and eight tackles for loss in 12 games (11 starts). As a unit, Chargers linebackers forced the third-most fumbles in the NFL with 11 total in 2016.

In 2015, Chargers OLB Melvin Ingram led the team and tied for 12th in the NFL with 10.5 sacks to go along with 65 total tackles (52 solo), six passes defended, 20 quarterback hits, 14 tackles for loss, three forced fumbles and one fumble recovery. Additionally, ILB Manti Te'o led the team in total tackles with a single-season career-high 82 in 12 games. Chargers linebackers combined for 49 tackles for loss in 2015, second most in the NFL.

Before joining the Chargers, King spent three seasons in Houston, including two years (2012-13) as the assistant linebackers coach. During the 2013 season, Texans ILB Darryl Sharpton led the team in tackles with a single-season career-high 87. Additionally, OLB Brooks Reed posted single-season career highs in tackles (56) and tackles for loss (nine). That season, Texans linebackers comprised three of the team's top five leading tacklers (Sharpton, Reed and ILB Joe Mays).

In 2012, despite numerous injuries, Texans linebackers were an integral part of the NFL's seventh-ranked defense. ILB Bradie James led the unit with 105 tackles, while veterans Tim Dobbins, Darryl Sharpton and Barrett Ruud helped shore up the middle of the defense. On the outside, rookie Whitney Mercilus tied Brooks Reed's rookie sack record with 6.0 on the season, while Reed totaled 42 tackles and 2.5 sacks despite missing four games with a groin injury. Reed also tied for the team lead with 1.5 sacks in the postseason.

King started with the Texans in 2011 as a defensive assistant coach. That season, he was part of the third-largest defensive turnaround since the 1970 AFL-NFL merger as the Texans finished the year ranked second in the league in

total defense, giving up 285.7 yards per game, after giving up 376.9 yards per game and ranking 30th in 2010.

A native of Louisville, Ky., King was a three-year letter-winner and a two-year starter on the defensive line at the University of Texas-EI Paso from 1998-2000. It's also where he made his start in coaching, serving as a student assistant working with the defensive line from 2002-03.

In 2005, King landed his first full-time job as a defensive line coach at West Texas A&M, where he was part of a team that captured the Lone Star Conference championship and earned the school's first-ever NCAA Division II playoff appearance. King coached for two seasons at Baylor from 2006-07, where he worked with the defensive line as a graduate assistant before returning to West Texas A&M in 2008 as the defensive line coach for two seasons. In 2009, the Buffaloes reached their first bowl game since 1967.

King secured his first NFL job with Dallas in 2010 as the defensive quality control coach and assistant linebackers coach. He spent one season with the Cowboys where he worked directly under Reggie Herring and Wade Phillips before joining the Texans.

King and his wife, Elizabeth, have two children, son Jackson Robert and daughter Chloe Elizabeth.

KING'S COACHING LEDGER

2017	Linebackers	Houston Texans
2014-16	Assistant Linebackers	San Diego Chargers
2012-13	Assistant Linebackers	Houston Texans
2011	Defensive Assistant	Houston Texans
2010	Defensive Quality Control/ Assistant Linebackers	Dallas Cowboys
2008-09	Defensive Line	West Texas A&M
2006-07	Graduate Assistant (Defensive Line)	Baylor
2005	Defensive Line	West Texas A&M
2002-03	Student Assistant	Texas-EI Paso



Bobby King is in his second stint with the Texans after spending 2011-13 on staff.



WILL LAWING

OFFENSIVE ASSISTANT / OFFENSIVE LINE

4TH SEASON WITH TEXANS / 4TH NFL SEASON

Will Lawing is in his first season as offensive assistant/offensive line with the Houston Texans after three years on the defensive side of the ball.

With Lawing serving as defensive quality control coach from 2014-16, the Texans defense ranked third in the NFL in net yards allowed per game (319.9) and net passing yards allowed per game (218.4). The team also ranked first in third-down defense (33.6 percent), fourth in opponent completion percentage (59.5) and sixth in points allowed per game (19.8).



Will Lawing helped the Texans finish with the NFL's top-ranked defense in 2016.

Houston is coming off back-to-back AFC South division championships and has put together three straight winning seasons for the first time in franchise history. Houston's 7-1 record at home and 5-1 record in the division in 2016 both tied franchise records. The team also advanced to the AFC Divisional Round for the first time since 2012.

The Texans finished last season with the NFL's top-ranked defense for the first time in franchise history, surrendering an average of only 301.3 total net yards per game. They also gave up the fewest first downs (17.0) and second-fewest

net passing yards (201.6) per game. From Weeks 8-17, Houston allowed an average of 71.9 net rushing yards per game and opponents only scored three rushing touchdowns during that span, both of which led the league.

Houston finished the 2015 season ranked third in net yards (310.2) and net passing yards (210.4) allowed per game, fifth in opponent completion percentage (59.0) and seventh in points allowed

per game (19.6). The Texans also set franchise single-season records for sacks (45) and opponent third-down percentage (28.5) in 2015. That percentage led the league in 2015 and was the lowest mark by any NFL team since the 2003 Tennessee Titans (27.7).

The Texans won their first AFC South crown since 2012 and only allowed six points or less five times in 2015, which led the NFL and is tied for the most such games in a season since the 1991 New Orleans Saints (six times). On the season, the Texans didn't allow the opposing team to score a touchdown in four of their games.

In 2014, the Texans led the NFL in takeaways with a franchise-record 34 and became just the third team in the last 20 years to lead the league in takeaways after finishing last the previous season. They also led the NFL with 35 points scored against opposing offenses and set a franchise record with five defensive touchdowns.

Lawing came to Houston from Penn State, where he served as a graduate assistant under Head Coach Bill O'Brien for the 2013 season.

Prior to Penn State, Lawing spent four seasons with Juniata College as the program's offensive coordinator (2011-12), passing game coordinator (2010) and tight ends coach (2009). In addition to his coaching duties, Lawing was also Juniata's recruiting coordinator.

A 2008 graduate of the University of North Carolina with a bachelor's degree in exercise and sports science, Lawing was a four-year member of the UNC football team.

LAWING'S COACHING LEDGER

2017	Offensive Assistant/Offensive Line	Houston Texans
2014-16	Defensive Quality Control	Houston Texans
2013	Graduate Assistant	Penn State
2011-12	Offensive Coordinator	Juniata College
2010	Passing Game Coordinator	Juniata College
2009	Tight Ends	Juniata College



CHARLES LONDON

RUNNING BACKS

4TH SEASON WITH TEXANS / 9TH NFL SEASON

Charles London is in his fourth season as running backs coach with the Houston Texans and ninth overall season in the NFL.

The Texans' ground game was instrumental in the team winning back-to-back AFC South crowns in 2015-16 and posting three straight winning seasons for the first time in franchise history. In London's first three years with the team, the Texans ranked third in the AFC and sixth in the NFL in rushing.

Last season, Houston featured the eighth-best rushing attack in the NFL, averaging 116.2 yards per game and rushing for 1,859 yards as a team. In RB Lamar Miller's first season with the Texans, he set career highs in carries (268) and 100-yard games (4), and topped 1,000 rushing yards for the second time in his five-year career, becoming just the fourth player in Texans history to accomplish the feat.

The 2015 Texans ranked fifth in the AFC in rushing yards per game at 108.2. London's group topped 100 rushing yards in six of the last seven games of the season, as their 135.1-yard rushing average from Weeks 11-17 ranked third in the AFC and sixth in the NFL. RB Alfred Blue led the team with a career-high 698 rushing yards and eclipsed the 100-yard mark on the ground in three contests. Veteran RB Arian Foster started only four games before being placed on Injured Reserve on Oct. 27.

In 2014, the Texans ran the ball a league-high 51.9 percent of the time and posted an AFC-best eight individual 100-yard rushing performances. Houston also rushed for 100 yards or more in 13-of-16 regular season games during London's first season. The Texans' 135.1 yards rushing per game ranked fifth in the NFL and was the second-highest mark in franchise history. Foster, who earned his fourth Pro Bowl honor, rushed for 1,246 yards, scored 13 total touchdowns and topped the 100-yard mark in seven of the 13 games he played in.

London also played a big role in the development of Blue. During his first season, the sixth-round pick out of LSU posted the highest single-game rushing total by a rookie in the NFL in 2014 and tied a franchise rookie record with 156 yards rushing on a team-record 36 carries against Cleveland in Week 11. Blue became the third rookie running back drafted in the sixth round or later in NFL history to rush for 150-plus yards on 35-plus carries.

Prior to the Texans, London spent two seasons (2012-13) at Penn State as the running backs coach and recruiting coordinator for Head Coach Bill O'Brien. London was key in the progression of RB Zach Zwinak, who rushed for 1,989 yards from 2012-13, good for the third-most rushing yards by a running back in the Big Ten in that time. Zwinak's 12 rushing touchdowns in 2013 tied for the fourth-most rushing scores in the conference.

In 2011, London served as offensive assistant and quality control coach for the Tennessee Titans. He helped lead the Titans to a three-win improvement from 6-10 to 9-7, narrowly missing the play-

offs due to a tiebreaker. That season, the Titans passing offense improved 13 spots to 12th in the NFL (245.2 yards per game) from 25th (194.2 yards per game).

London spent the 2010 season as a pro scout for the Philadelphia Eagles, helping them gain a playoff berth. Before Philadelphia, he worked three years as an offensive assistant with the Chicago Bears (2007-09). His first year with the Bears was as a quality control coach on offense and his final two years were as offensive assistant/assistant wide receivers coach.

London also has three years of coaching experience at his alma mater, Duke (2004-06). He started as a graduate assistant in his first two years and was elevated to running backs coach in his final season. During the summer of 2005, as part of the NFL's Minority Internship program, he did a coaching internship with the New England Patriots.

Before entering the coaching world, London gained experience as an events manager for Disney's Wide World of Sports from 1998-99, stadium assistant manager for the Cleveland Browns from 1999-2001 and director of stadium operations for Gillette Stadium from 2001-04.



In Charles London's three years (2014-16) with the team, the Texans rank third in the AFC and sixth in the NFL in rushing.

As a player at Duke (1994-96), London saw action in 34 games at running back over three years for the Blue Devils and also lettered as a sprinter for the track team. Duke's 1994 team earned a berth in the Hall of Fame Bowl. He also earned the football team's Trinity Teammate Award and Carmen Falcone Award for excellence in athletics and academics in 1996 and the College Football Hall of Fame Foundation Award in 1997. Additionally, he was a member of the ACC Honor Roll in 1996-97. London earned an undergraduate degree in political science from Duke in 1997 and a master's degree in humanities in 2006.

LONDON'S COACHING LEDGER

2014-17	Running Backs	Houston Texans
2012-13	Running Backs/Recruiting Coordinator	Penn State
2011	Offensive Assistant/Quality Control	Tennessee Titans
2010	Pro Scout	Philadelphia Eagles
2008-09	Offensive Assistant/Assistant Wide Receivers	Chicago Bears
2007	Offensive Assistant/Quality Control	Chicago Bears
2006	Running Backs	Duke
2004-05	Graduate Assistant	Duke



ANTHONY MIDGET

ASSISTANT SECONDARY

4TH SEASON WITH TEXANS / 4TH NFL SEASON

Anthony Midget is in his fourth season as assistant secondary coach with the Houston Texans.

During his first three years in Houston (2014-16), the Texans ranked third in net passing yards allowed per game (218.4), third in net yards allowed per game (319.9), fourth in opponent completion percentage (59.5) and sixth in points allowed per game (19.8). Houston also ranked first in the league in third-down defense with a 33.6 opponent conversion percentage during that span.

The Texans are coming off back-to-back AFC South division championships and have put together three straight winning seasons for the first time in franchise history. Houston's 7-1 record at home and 5-1 record in the division in 2016 both tied franchise records. The team also advanced to the AFC Divisional Round for the first time since 2012.

The Texans finished the 2016 season with the NFL's top-ranked defense for the first time in franchise history, surrendering an average of only 301.3 total net yards per game. They also gave up the fewest first downs (17.0) and second-fewest net passing yards (201.6) per game. Houston was the only team in the NFL to not allow a 300-yard passer in 2016 and has given up just one 300-yard passer in the last 32 regular season games.

S Quintin Demps led all NFL safeties in 2016 with a career-high six interceptions, which also tied for the second-most in a single season in Texans history. CB A.J. Bouye set single-season career highs with 62 total tackles and 16 passes defended while starting 11 games. Bouye also notched two interceptions in the playoffs and became the first player in team history with a pick in back-to-back postseason games.

In 2015, the Texans defense finished third in the NFL in net yards (310.2) and net passing yards (210.4) allowed per game, tied for third in passes defended (90) and tied for seventh in points allowed per game (19.6). The Texans also allowed the fifth-lowest opponent completion percentage (59.0) in the league.

The Texans led the NFL in third-down defense, as opponents converted only 28.5 percent (61-of-214) of their opportunities. That percentage is the lowest single-season mark in franchise history by 4.5 percent and the lowest opponent third-down percentage by any NFL team since the 2003 Tennessee Titans (27.7).

Houston won its first AFC South division championship since 2012 and only allowed six points or less five times in 2015, which led the NFL and is tied for the most such games in a season since the 1991 New Orleans Saints (six times). On the season, the Texans didn't allow the opposing team to score a touchdown in four of their games.

In 2014, the Texans secondary was involved in 22 of Houston's 34 takeaways and had seven players with either a forced fumble, fumble recovery or interception. The group accounted for nine

forced fumbles, five fumble recoveries, 16 interceptions and three interceptions returned for touchdowns. As a team, the Texans set a franchise record with 11 different players recording interceptions, four interception returns for touchdowns, and an NFL-best 483 yards on interception returns.

Prior to joining the Texans, Midget spent one season at Penn State where he held the role of safeties coach for Head Coach Bill O'Brien in 2013. In his lone year, Penn State's pass defense efficiency ranked fifth in the Big Ten and the secondary joined Ohio State as the only two teams to have three players rank in the top 20 of passes defended in the conference.

From 2008-12, Midget served as secondary coach and special teams coordinator (2008-11) before becoming defensive coordinator (2012) at Georgia State. During his tenure, he worked with kick returner Albert Wilson, who led the Colonial Athletic Association with a 25.9 kick-off return average en route to being selected CAA Co-Special Teams Player of the Year in 2012. Midget was also instrumental in the development of P Laine Vance, who was a third-team All-American in 2010.

Midget joined the collegiate coaching ranks as a graduate assistant at Virginia Tech, his alma mater, helping the Hokies win the 2007 Atlantic Coast Conference title. He began his coaching career at Lake Worth (Fla.) High School, where he served as an assistant coach for four seasons (2003-06).

Midget was a four-year letterman and a three-year starter at cornerback at Virginia Tech. As a senior in 1999, he earned third-team All-American honors and first-team All-Big East honors, helping the Hokies reach the BCS National Championship Game. He also was named to the Big East All-Academic team and the Athletic Director's Honor Roll. Midget was selected by the Atlanta Falcons in the fifth round (134th overall) of the 2000 NFL Draft.

Midget and his wife, Tresica, have two daughters, Anaiya and Kaylin, and one son, Jalen.



Since Anthony Midget joined the Texans (2014-16), the team ranks third in the NFL in net passing yards allowed.

MIDGET'S COACHING LEDGER

2014-17	Assistant Secondary	Houston Texans
2013	Safeties	Penn State
2012	Defensive Coordinator	Georgia State
2008-11	Secondary/Special Teams Coordinator	Georgia State
2007	Graduate Assistant	Virginia Tech
2003-06	Assistant Coach	Lake Worth (Fla.) HS

COACHING STAFF



PAT O'HARA

OFFENSIVE ASSISTANT / QUARTERBACKS

3RD SEASON WITH TEXANS / 3RD NFL SEASON

Pat O'Hara enters his third season with the Houston Texans in 2017, serving as an offensive assistant coach. He also assists Sean Ryan with the quarterbacks.

With O'Hara on staff, Houston has won back-to-back AFC South championships and has posted three straight winning seasons for the first time in franchise history. The Texans' 7-1 record at home and 5-1 record in the division in 2016 both tied franchise records. The team also advanced to the AFC Divisional Round for the first time since 2012.

In his first season with the team in 2015, Houston earned its first AFC South title since 2012 and became the first NFL team since 1950 to earn a trip to the postseason with four different starting quarterbacks winning at least one regular season game.



Pat O'Hara helped guide the Texans to the postseason in 2015 despite starting four different quarterbacks.

O'Hara's professional playing career spanned over 16 years, playing quarterback in the NFL, the World League and the Arena Football League (AFL). He spent 10 years coaching in the AFL, including stints as a head coach for the Tri-Cities Fever (AF2, 2009), Orlando Predators (2010-11) and New Orleans Voo-Doo (2012-14). Before joining the Texans, O'Hara spent the 2014 AFL offseason as the director of player personnel for the Jacksonville Sharks. He began his AFL career as a quarterback for Orlando in 1995 and he helped his teams win three of the five ArenaBowls he played in.

While still a quarterback with the Predators in 1996, O'Hara began his coaching career as the quarterbacks coach at Point Loma High School in California. Two years later, he became the quarterbacks coach for New Smyrna Beach High School in Florida and was eventually named offensive coordinator at Olympia High School in 2001. O'Hara got his first AFL job as the offensive coordinator of the Tampa Bay Storm in 2005 and held the unique position of a player-coach. Eventually, O'Hara retired as a player in 2007 and landed his first head coaching job with the Los Angeles Avengers (AFL) in 2009.

O'Hara attended the University of Southern California, where he played quarterback for the Trojans under Head Coach Larry Smith. After Heisman Trophy candidate Rodney Peete left in 1989, O'Hara was expected to take over as USC's starting quarterback until a gruesome knee injury ended his junior season just 10 days before the first game.

O'Hara's arm was impressive enough that he was still drafted by the Tampa Bay Buccaneers in the 10th round of the 1991 NFL Draft.

Following the 1991 season, O'Hara was allocated to the World League of American Football's Ohio Glory. He then spent the 1992 and 1993 seasons with the San Diego Chargers before heading to training camp with the Washington Redskins in 1994.

In 1995, O'Hara signed with the Orlando Predators and began his AFL playing career. He played in Orlando for six seasons and helped lead the Predators to wins in ArenaBowls XII and XIV. He then joined the Toronto Phantoms in 2001 and the Tampa Bay Storm in 2003 where he led the Storm to a win in ArenaBowl XVII.

O'Hara worked as a television football analyst for Bright House Sports Network covering Florida High School football. He also served as the color analyst for the UCF IMG Radio Network covering UCF Football.

O'Hara also has done consulting work, coordinating and choreographing football action scenes in movies. Some of his credits include "The Longest Yard," "Invincible," "We Are Marshall" and "The Game Plan". He has also coached actors such as Adam Sandler, Mark Wahlberg and Dwayne Johnson to better help them portray their characters. In addition, O'Hara has appeared in several movies including "The Waterboy," "Any Given Sunday" and "The Game Plan".

O'Hara attended Santa Monica (Calif.) High School, where during his junior and senior seasons he threw at least one touchdown pass in every game. He was a two-time Los Angeles Times All-Westside selection and the "Westside Back of the Year" in 1984 and 1985. As a junior in 1984, O'Hara passed for nearly 2,000 yards and 23 touchdowns. During his senior season, he passed for nearly 2,000 yards and 21 touchdowns in 10 games which earned him "Bay League Player of the Year" honors and selection to the Long Beach Press-Telegram's "Best in the West" team.

O'Hara graduated from USC with a degree in public administration in 1991. He and his wife, Billie, have two sons, Tyler and Trace.

O'HARA'S COACHING LEDGER

Year	Team/Role	Team
2017	Offensive Assistant/Quarterbacks	Houston Texans
2015-16	Offensive Assistant	Houston Texans
2014	Director of Player Personnel	Jacksonville Sharks (AFL)
2012-14	Head Coach	New Orleans VooDoo (AFL)
2010-11	Head Coach	Orlando Predators (AFL)
2009	Head Coach	Tri-Cities Fever (AF2)
2009	Head Coach	Los Angeles Avengers (AFL)
2007-08	Offensive Coordinator	Tampa Bay Storm (AFL)
2005	Offensive Coordinator	Tampa Bay Storm (AFL)
2001-03	Offensive Coordinator	Olympia HS
1998-00	Quarterbacks Coach	New Smyrna Beach HS
1996	Quarterbacks Coach	Point Loma HS



JOHN PERRY

WIDE RECEIVERS

4TH SEASON WITH TEXANS / 4TH NFL SEASON

John Perry is in his first season as wide receivers coach with the Houston Texans after spending three seasons coaching tight ends.

Perry helped the Texans win back-to-back AFC South division championships in 2015-16 and post three straight winning seasons – both firsts in franchise history. Houston's 7-1 record at home and 5-1 record in the division in 2016 both tied franchise records. The team also advanced to the AFC Divisional Round for the first time since 2012.

Texans tight ends had the most productive season in franchise history in 2016. C.J. Fiedorowicz, Ryan Griffin and Stephen Anderson, an undrafted rookie, combined for 115 receptions and 1,094 yards, both single-season franchise highs, and tallied the fourth-most touchdowns in team history with seven. Perry's unit improved by NFL bests of 74 receptions and 4.6 receptions per game over its 2015 totals and finished with second-best increases in receiving yards (646) and receiving yards per game (40.4).

Under Perry's tutelage, Fiedorowicz blossomed into one of the best all-around tight ends in the league. In addition to blocking for the NFL's eighth-best rushing offense, the third-year tight end shattered his previous career highs with 54 receptions, 559 receiving yards, 10.4 yards per reception and four touchdowns. Griffin also enjoyed the best season of his career, as he set personal bests in receptions (50) and yards (442) while matching his high in touchdowns (2).



John Perry will coach wide receivers in 2017 after turning tight ends C.J. Fiedorowicz and Ryan Griffin into one of the NFL's most productive tandems last season.

From 2014-15, Fiedorowicz, Griffin and Garrett Graham combined for 73 receptions for 764 yards and seven touchdowns. The group also helped Houston rank fifth in the AFC and ninth in the NFL with 121.6 rushing yards per game over those two seasons. Griffin missed seven games due to injury in 2015, but scored a then-career-high two receiving touchdowns.

Before joining the Texans, Perry was the passing game coordinator and quarterbacks coach at the University of Delaware, where he mentored Trent Hurley, who led all Colonial Athletic Association (CAA) quarterbacks in passing rating (155.2) and ranked among the league leaders with 2,207 passing yards and 22 touchdowns. Delaware's offense ranked second in the CAA in scoring (32.8 points per game), third in passing (240.0 yards per game) and fourth in passing efficiency (143.84).

Prior to Delaware, Perry served as head coach at NCAA Division II Merrimack College for five seasons (2008-12), where he led the squad to a record of 29-21 and the 2009 Northeast-10 title. During his tenure, Merrimack produced six All-Americans and two Northeast-10 Conference Players of the Year.

Perry's up-tempo, high-scoring offense was one of the best in the league for all five of his seasons on campus, as Merrimack won the Northeast-10 Championship in 2009. The team ranked second in the nation in total offense in 2012 at 525.8 yards per game and finished in the top 10 nationally in that category in 2009 (fourth), 2010 (ninth) and 2011 (seventh).

Perry also helped elevate the program to new heights, guiding former All-American LB Shawn Loiseau to the NFL, making him the first Merrimack alum to sign an NFL contract with Houston in 2012.

Perry began his coaching career as running backs coach at Northeastern in 1993, and later served as receivers coach at Brown (1994-96). He also had stops as receivers coach and recruiting coordinator at New Hampshire (1997-98), offensive coordinator at Dartmouth (1999-2004), associate head coach and quarterbacks coach at Georgetown (2005), offensive coordinator at Hofstra (2006) and associate head coach and quarterbacks coach at New Hampshire (2007). He coached numerous All-Americans and NFL signees along the way, including QB Ricky Santos.

A 1992 graduate of New Hampshire, Perry enjoyed a standout career as a football and basketball player for the Wildcats. He was a four-year starter in football, served as team captain as a senior, and was a two-time All-Yankee Conference selection while setting several receiving records.

Perry and his wife, Jen, have three children, Caitlin, John and Elizabeth.

PERRY'S COACHING LEDGER

2017	Wide Receivers	Houston Texans
2014-16	Tight Ends	Houston Texans
2013	Passing Game Coordinator/Quarterbacks	Delaware
2008-12	Head Coach	Merrimack College
2007	Associate Head Coach/Quarterbacks	New Hampshire
2006	Offensive Coordinator	Hofstra
2005	Associate Head Coach/Quarterbacks	Georgetown
1999-04	Offensive Coordinator	Dartmouth
1997-98	Wide Receivers/Recruiting Coordinator	New Hampshire
1994-96	Wide Receivers	Brown
1993	Running Backs	Northeastern



SEAN RYAN

QUARTERBACKS

2ND SEASON WITH TEXANS / 11TH NFL SEASON

Sean Ryan enters his first season as quarterbacks coach for the Houston Texans after spending last year coaching wide receivers.

In his first season with the Texans in 2016, Ryan served as the wide receivers coach and oversaw one of the youngest wideout corps in the NFL. WR DeAndre Hopkins, the lone receiver on the roster with more than one year of experience entering the season, led the team with 78 receptions for 954 yards and four touchdowns en route to passing Andre Johnson for the most receiving yards by a Texans player in the first four years of his career (4,487).

Under Ryan's tutelage, Texans rookie receivers started an NFL-high 19 games in 2016 and amassed 66 receptions for 809 yards and three touchdowns – all of which marked the second-highest totals by rookie wideouts in franchise history. WR Will Fuller V debuted with five receptions for 107 yards and a touchdown in the season opener, making him the first rookie first-round draft choice since 1984 to post 100 yards in a season opener. Fuller V's 47 receptions and 635 receiving yards were the third-highest season totals by a rookie receiver in franchise history, and his yardage total marked the third-most in the NFL among rookie wideouts.

Prior to joining the Texans, Ryan spent nine years (2007-15) with the New York Giants and helped them to victories in Super Bowl XLII (2007) and Super Bowl XLVI (2011). During his time in New York, he served as an offensive quality control (2007-09), wide receivers (2010-11, 2014-15) and quarterbacks coach (2012-13).

Under Ryan in 2015, Giants wide receivers combined for 211 receptions for 2,855 yards and 26 touchdowns. WR Odell Beckham Jr. was named to the Pro Bowl for the second straight year after tying a franchise single-season record with 13 receiving touchdowns. He finished with the second-most receptions (96) and receiving yards (1,450) in a season in team history. In addition, Rueben Randle set a single-season career-high with eight receiving touchdowns.

In 2014, Ryan was instrumental in the rapid development of Beckham, who became the first Giants player selected as the Associated Press Offensive Rookie of the Year in the 58-year history of the award. In just 12 games, Beckham caught 91 passes for 1,305 yards and 12 touchdowns – all franchise rookie records. He also set NFL records for most catches and yards in the first 12 games to start a career. Beckham's 91 receptions are tied with Denver's Eddie Royal (2008) for the third-highest total in NFL history for a rookie.

Ryan was the Giants' quarterbacks coach in 2012-13. In his first season working with Ryan, Eli Manning was selected to play in his third Pro Bowl after completing 321-of-536 passes (59.9%) for 3,948 yards, 26 touchdowns, 15 interceptions and a passer rating of 87.2. He threw a then career-high five touchdown passes in the 2012 season-ending victory over Philadelphia.

Giants wide receivers were productive in their first two seasons under Ryan (2010-11). In 2011, the unit helped the Giants set a franchise record with 4,734 net passing yards. WR Victor Cruz, who did not have a career reception entering the season, caught 82 passes for a franchise-record 1,536 yards and nine touchdowns. WR Hakeem Nicks caught 76 passes for a career-high 1,192 yards and seven touchdowns. Cruz and Nicks became the first receivers in

team history to have more than 1,000 yards in the same season.

The wide receivers played impressively in 2010, their first season with Ryan as their coach. Nicks led the Giants with 79 receptions for 1,052 yards and 11 touchdowns despite missing three games due to injury. WR Mario Manningham added 60 receptions for 944 yards and nine touchdowns as he and Nicks became the first pair of Giants with at least nine touchdown catches in a season since 1967.

Ryan joined the Giants coaching staff in 2007 and served his first three seasons with the team as the offensive quality control coach.

In 2006, Ryan was the recruiting coordinator, running backs coach and junior varsity head coach at Harvard University.

Prior to his year at Harvard, Ryan was an assistant coach at Columbia University for three seasons (2003-05). In 2003 and 2004, he was the running backs coach and special teams coordinator. The following season, he coached the quarterbacks.

Before coaching at Columbia, Ryan spent two years (2001-02) as a graduate assistant at Boston College, where he worked primarily with the wide receivers. The Eagles won bowl games in each of those seasons, beating Georgia in the 2001 Music City Bowl and Toledo in the 2002 Motor City Bowl.

Ryan was the running backs coach at Colgate University in 2000, a graduate assistant at the University at Albany in 1998-99 and the quarterbacks coach at Siena College for a season in 1997.

Ryan played defensive back and linebacker at Hamilton College, where he graduated in 1994. He also earned a master's in higher education administration from Albany.

A native of Hudson Falls, N.Y., Ryan was a standout football, basketball and baseball player at Hudson Falls High School.



Sean Ryan guided Will Fuller V to one of the best seasons by a rookie wideout in Texans history.

RYAN'S COACHING LEDGER

2017	Quarterbacks	Houston Texans
2016	Wide Receivers	Houston Texans
2014-15	Wide Receivers	New York Giants
2012-13	Quarterbacks	New York Giants
2010-11	Wide Receivers	New York Giants
2007-09	Offensive Quality Control	New York Giants
2006	Running Backs/Recruiting Coordinator	Harvard
2005	Quarterbacks	Columbia
2003-04	Running Backs/Special Teams	Columbia
2001-02	Graduate Assistant/Wide Receivers	Boston College
2000	Running Backs	Colgate
1998-99	Graduate Assistant/Wide Receivers	Albany
1997	Quarterbacks	Siena College



ANTHONY WEAVER

DEFENSIVE LINE

2ND SEASON WITH TEXANS / 13TH NFL SEASON

Anthony Weaver enters his second season as defensive line coach for the Houston Texans in 2017. He is in his sixth season as an NFL coach after a seven-year playing career, including three seasons with the Texans (2006-08).

The Texans, who won their second straight AFC South division championship and advanced to the Divisional Round for the first time since 2012, finished the 2016 season with the NFL's top-ranked defense for the first time in franchise history, surrendering an average of only 301.3 total net yards per game. They also gave up the fewest first downs (17.0) and second-fewest net passing yards (201.6) per game. From Weeks 8-17, Houston allowed an average of 71.9 net rushing yards per game and opponents only scored three rushing touchdowns during that span, both of which led the league.

Weaver assisted with DE/OLB Jadeveon Clowney's transition to playing defensive line in 2016. The former No. 1 overall pick earned Pro Bowl honors for the first time in his career after posting personal bests in tackles (52), sacks (6.0), tackles for loss (16), quarterback hits (17) and games played/started (14).

Despite the absence of DE J.J. Watt, the Texans received strong play from multiple young players along the defensive line, as it was the first time in franchise history three rookie defensive lineman started at least one game (NT D.J. Reader, DE Joel Heath and DE Ufomba Kamalu).

Reader, who appeared in all 16 games, made seven starts, which was the fifth-most by a rookie defensive lineman in franchise history and the most since Watt in 2011. Against Oakland in the Wild Card Round, Reader became the third rookie in franchise history to record a sack in the postseason, joining Watt and OLB Brooks Reed.

Heath appeared in 12 games for the Texans last year and his six starts were the most by an undrafted rookie defensive lineman in team history. In Week 17 vs. Tennessee, Heath became the first

son once before. Additionally, Weaver helped with the development of Browns rookie first-round pick DT Danny Shelton and undrafted rookie DT Jamie Meder.

In 2014, the Browns defensive line was plagued by injuries with starters Phil Taylor (11 games missed), Armonty Bryant (11 games missed) and John Hughes (nine games missed) missing significant action, which forced the team into 10 different starting lineup combinations. Despite being hindered by injuries, Weaver's unit contributed to a defense that led the league in opposing quarterback passer rating (74.1) and finished tied for fourth in the NFL in takeaways (29).

In 2013, Weaver served as the defensive line coach for the Buffalo Bills, where his defensive linemen accounted for 47 of the Bills' 57 sacks, a franchise record and the second most in the NFL in 2013. Buffalo was the only team to have three players record double-digit sacks, including DE Mario Williams leading the team and finishing fourth in the NFL with 13.0. DT Kyle Williams registered a career-high 10.5 sacks and DE Jerry Hughes added 10.0. DT Marcell Dareus posted a career-best 7.5 sacks and was selected to the Pro Bowl along with Mario and Kyle Williams.

Prior to Buffalo, Weaver spent the 2012 season as the assistant defensive line coach with the New York Jets. He also spent the 2011 campaign as the linebackers coach at the University of North Texas after beginning his coaching career as a defensive graduate assistant at the University of Florida in 2010.

Before his coaching career, Weaver played seven seasons (2002-08) as a defensive end in the NFL, including four with the Baltimore Ravens (2002-05) and three with the Texans at the end of his career (2006-08). After being drafted in the second round (52nd overall) by the Ravens in 2002, Weaver appeared in 103 career regular season games (98 starts) and recorded 260 tackles, 15.5 sacks, three interceptions, five forced fumbles and five fumble recoveries.

A native of Saratoga Springs, N.Y., Weaver was a four-year starter at Notre Dame and earned All-American honors as a standout college player.

Weaver and his wife, Kristin, have a son, Anthony Weaver Jr.



Before his coaching career, Anthony Weaver played seven seasons (2002-08) in the NFL, including three with the Texans (2006-08).

undrafted rookie in franchise history and only undrafted rookie in the NFL in 2016 with 2.0 sacks in a game.

Before joining the Texans, Weaver spent the previous two years (2014-15) in the same role with the Cleveland Browns, where he helped develop multiple players. Weaver worked with DE Desmond Bryant, who led the team in sacks with a career-high 6.0 in 2015 after finishing second on the team with 5.0 in 2014. Bryant had only recorded 5.0-or-more sacks in a sea-

WEAVER'S COACHING LEDGER

2016-17	Defensive Line	Houston Texans
2014-15	Defensive Line	Cleveland Browns
2013	Defensive Line	Buffalo Bills
2012	Assistant Defensive Line	New York Jets
2011	Linebackers	North Texas
2010	Graduate Assistant	Florida

COACHING STAFF



WES WELKER

OFFENSIVE / SPECIAL TEAMS ASSISTANT
1ST SEASON WITH TEXANS / 13TH NFL SEASON

Wes Welker enters his first season as an offensive and special teams assistant coach with the Houston Texans in 2017. It will be his first year coaching in the NFL.

Welker played 12 seasons with the San Diego Chargers (2004), Miami Dolphins (2004-06), New England Patriots (2007-12), Denver Broncos (2013-14) and St. Louis Rams (2015). One of the most decorated undrafted players of all time, Welker was elected to the Pro Bowl five times (2008-12) and led the NFL in receptions three times (2007, 2009 and 2011). He also holds the record for most receptions by an undrafted player in NFL history (903) to go along with 9,924 career receiving yards and 50 career receiving touchdowns.

Welker was selected to the Pro Bowl or All-Pro Team in every season of his Patriots career, including in 2008 when Texans Head Coach Bill O'Brien was his position coach. Welker holds numerous franchise records for New England, including the five highest single-season reception totals in Patriots history (2007-09, 2011-12) and the franchise record for receiving yards in a season (1,569 in 2011). Additionally, he holds the franchise records for most receptions in a single game (16), most receiving yards in a single game (217), longest reception (99 yards) and most career receptions (672). Welker was the first player in NFL history to put together five 100-reception seasons and still the only player in NFL history with five 110-reception seasons.

To begin his NFL career (2004-06), Welker put up the second most all-purpose yards (6,216) in NFL history in a player's first three seasons, trailing only Gale Sayers, and still holds the Dolphins all-time records for total kickoff returns (166), kickoff return yardage

(3,756) and total punt returns (127). Welker spent the 2013 and 2014 seasons with the Broncos, where he participated in his third Super Bowl, and then played eight games for the Rams in 2015 before retiring from the NFL.

Over his four-year career at Texas Tech University, Welker totaled 259 receptions for 3,019 yards and 21 touchdowns to go along with 79 rushes for 456 yards and two touchdowns. He also scored eight touchdowns returning punts in his college career, which is still tied for the NCAA record. In 2003, Welker won the Mosi Tatupu Award, given annually to the best special teams player in college football, and was named to the Sports Illustrated All-Decade Team as a punt returner.

Welker and his wife, Anna, have one son, Carter, and one daughter, Caroline.




Wes Welker played for Bill O'Brien in New England from 2007-11 and was Patriots teammates with Mike Vrabel and Larry Izzo from 2007-08.

WELKER'S COACHING LEDGER

2017	Offensive/Special Teams Assistant	Houston Texans
------	-----------------------------------	----------------

COACHING STAFF



CRAIG FITZGERALD

HEAD STRENGTH AND CONDITIONING

4TH SEASON WITH TEXANS / 4TH NFL SEASON

Craig Fitzgerald is in his fourth season as head strength and conditioning coach with the Houston Texans.

In 2016, Houston advanced to the AFC Divisional Round for the first time since 2012. It was the second year in a row the Texans won the AFC South division championship and the team has now put together three straight winning seasons for the first time in franchise history. In Fitzgerald's first year with the team, the Texans led the NFL with a seven-win improvement from 2013 and became the sixth team since 1978 to post a winning season following a year in which it won two-or-less games.

Fitzgerald served as Penn State's director of strength and conditioning from 2012-13 after spending the previous three seasons (2009-11) overseeing the University of South Carolina strength and conditioning program for football.

Prior to his time at South Carolina, Fitzgerald held the title of director of strength and conditioning at Harvard, where the football team won back-to-back Ivy League titles over his final two years. While at Harvard, he oversaw the training of all 41 NCAA teams – the largest number in the country.

From 2000-05, Fitzgerald served as the assistant director of strength and conditioning at his alma mater, the University of Maryland, where he directed the training for men's basketball, men's lacrosse, women's volleyball and wrestling, while assisting with the training for football.

He began his professional career at The Catholic University of America as its first director of strength and conditioning from 1997-99. He then logged a six-month stint as a graduate assistant at Arizona State University before returning to his alma mater.

A native of Philadelphia, Pa., Fitzgerald holds a double degree

in political science and history from Maryland, graduating in 1997. He was a three-time letter winner (1994-96) for the Terrapin football team.

Fitzgerald is a certified strength and conditioning specialist through both the National Strength & Conditioning Association (NSCA) and the Collegiate Strength & Conditioning Coaches association (CSCCa).

In May 2010, Fitzgerald earned the certification of Master Strength and Conditioning Coach by the CSCCa, the highest honor given in the strength and conditioning profession.

Fitzgerald and his wife, Mary, have three sons: Mac, Joe and Luke.



Craig Fitzgerald was on staff at South Carolina in 2011 while Texans DE/OLB Jadeveon Clowney played there.

FITZGERALD'S COACHING LEDGER

2014-17	Head Strength and Conditioning	Houston Texans
2012-13	Director of Strength and Conditioning	Penn State
2009-11	Director of Football Strength and Conditioning	South Carolina
2005-09	Director of Strength and Conditioning	Harvard
2000-05	Assistant Director of Strength and Conditioning	Maryland
1999	Graduate Assistant Strength and Conditioning	Arizona State
1997-99	Director of Strength and Conditioning	Catholic University



BRIAN BELL

ASSISTANT STRENGTH AND CONDITIONING

3RD SEASON WITH TEXANS / 3RD NFL SEASON

Brian Bell enters his third season as assistant strength and conditioning coach with the Houston Texans.

In his first two years with the team, the Texans won back-to-back AFC South division championships and advanced to the AFC Divisional Round for the first time since 2012.

Bell worked on Head Strength and Conditioning Coach Craig Fitzgerald's staff at Penn State from 2012-13. Prior to accepting his position with the Texans, Bell was co-owner of The Athletic Factory, a sports performance center in Bowie, Md. From 2011-12, Bell served as the head football strength and conditioning coach at his high school alma mater, DeMatha Catholic, in Hyattsville, Md.


Bell was a tight end and fullback at Kent State from 2002-06. In 2007, Bell signed with the Washington Redskins as an undrafted free agent and played on the team's practice squad.

Bell and his wife, Crystal, have one daughter, Logan, and one son, Brian Jr.

BELL'S COACHING LEDGER

2015-17	Assistant Strength and Conditioning	Houston Texans
2012-13	Assistant Strength and Conditioning	Penn State
2011-12	Head Strength and Conditioning	DeMatha Catholic HS

COACHING STAFF



IAN JONES

ASSISTANT STRENGTH AND CONDITIONING 2ND SEASON WITH TEXANS / 2ND NFL SEASON

Ian Jones enters his second season as assistant strength and conditioning coach for the Houston Texans in 2017.

In his first year with the team in 2016, the Texans won the AFC South division title and advanced to the Divisional Round for the first time since 2012.

Jones served in a similar role on Head Coach Bill O'Brien's staff at Penn State in 2013 and stayed at the school until joining the Cleveland Browns as a strength and conditioning assistant in 2016.

While at Penn State, Jones worked for USA Rugby as a strength and conditioning coach (2013-14).

From 2012-13, Jones served as a strength and conditioning assistant for London Welsh Rugby. Before that, he was a strength and conditioning intern for Eastern Michigan in 2012.

Additionally, Jones has worked as the head strength and conditioning coach for Cork Minor Gaelic Football and a regional strength and conditioning coach for Irish Hockey (2010-11). He started his coaching career as a strength and conditioning intern at the University of South Carolina (2010).

Jones graduated from the University College Cork in Ireland and attended Middlesex University in London for graduate school.

Originally from Bishopstown, Cork, Ireland, Jones now lives in Houston.

JONES' COACHING LEDGER

2016-17	Assistant Strength and Conditioning	Houston Texans
2016	Strength and Conditioning Assistant	Cleveland Browns
2013-16	Assistant Strength and Conditioning	Penn State
2013-14	Strength and Conditioning	USA Rugby
2012-13	Strength and Conditioning Assistant	London Welsh Rugby
2012	Strength and Conditioning Intern	Eastern Michigan
2010-11	Head Strength and Conditioning	Cork Minor Gaelic
2010-11	Regional Strength and Conditioning	Irish Hockey
2010	Strength and Conditioning Intern	South Carolina

TEXANS COACHES IN THE BIG GAME

Houston's coaching staff features eight members who have played and/or coached in the NFL's biggest game, the Super Bowl. In total, Texans coaches have participated in 24 Super Bowls and won 14 championships. They are listed below:

COACHED

NAME	POSITION	TEAM	SUPER BOWL(S)	RECORD
Romeo Crennel	Special Teams	New York Giants	XXI#	5-1
	Defensive Line	New York Giants	XXV#	
	Defensive Coordinator	New England	XXXI, XXXVI#, XXXVIII#, XXXIX#	
Larry Izzo	Special Teams Assistant	New York Giants	XLVI#	1-0
Bill O'Brien	Offensive Coordinator	New England	XLVI	0-2
	Offensive Assistant	New England	XLII	
Sean Ryan	Wide Receivers	New York Giants	XLII#, XLVI#	2-0

PLAYED

NAME	POSITION	TEAM	SUPER BOWL(S)	RECORD
Doug Colman	LB	Tennessee	XXXIV	0-1
Mike Devlin	OL	Buffalo	XXVIII	0-1
Larry Izzo	LB	New England	XXXVI#, XXXVIII#, XXXIX#, XLII	3-1
Mike Vrabel	LB	New England	XXXVI*#, XXXVIII*#, XXXIX*#, XLII*	3-1
Wes Welker	WR	New England	XLII*, XLVI*	0-3
	WR	Denver	XLVIII*	

* - Denotes starter

- Denotes winning team



HOUSTON
TEXANS

FOOTBALL OPERATIONS



ROB KISEL

DIRECTOR OF PRO PERSONNEL

Rob Kiesel is in his 13th season with the Houston Texans and first as the director of pro personnel. The 2017 campaign will be his 20th season in the NFL.

In his role as director of pro personnel, Kiesel works closely with Vice President of Player Personnel/Assistant General Manager Jimmy Raye III and supervises all pro player evaluation, the advance scouting process, free agency and the monitoring of player transactional movement in all professional leagues.

Kiesel re-joined the Houston Texans in 2012 as a college scout, after spending five years as the director of operations for BLESTO. He previously worked in the Texans personnel department for seven years as a pro scouting assistant (2000-01), college scout (2002-03) and pro scout (2004-07).

Kiesel was tabbed as BLESTO's director of operations in 2007, replacing legendary scout Jack Butler and helping lead the scouting service's move to Jacksonville, Fla. from Pittsburgh, Pa.

Kiesel first came to the Texans after serving as the draft room coordinator for the Washington Redskins from August 1999 through April 2000. He got his start in the NFL as a training camp intern with the Redskins from 1995-97 before serving as a scouting intern with the team from July 1998 until June 1999. In addition, Kiesel interned for the World League's London Monarchs during the 1997 season and was a labor relations intern at the NFL Management Council in 1999.

A native of Clearwater, Fla., Kiesel earned his bachelor's degree in business communications from Florida State University, where he served as a student assistant for Head Coach Bobby Bowden in the football office for four years.

Kiesel and his wife, Liz, have three daughters, Alexandra, Gabrielle and Ivy.



JON CARR

DIRECTOR OF COLLEGE SCOUTING

Jon Carr is in his 11th season with the Houston Texans and third as the director of college scouting. He spent eight years as a college scout and three as a national scout before taking over as director in 2015.

In his current role, Carr manages the college scouting department and assigns responsibilities to the team's area scouts. He works directly with Executive Vice President of Football Operations and General Manager Rick Smith and Vice President of Player Personnel/Assistant General Manager Jimmy Raye III on evaluating college prospects around the country and organizing the college free agency process. Carr also organizes and helps manage the personnel meetings leading up to the NFL Draft.

Prior to joining the Texans, Carr coached wide receivers at the University of Toledo from 2005-06 and helped the Rockets win the 2005 GMAC Bowl.

Before joining Toledo's staff, Carr was offensive coordinator at Eastern Illinois from 2003-04. He began his collegiate coaching career at Tennessee State in 1997, working with tight ends, wide receivers and quarterbacks, and was promoted to offensive coordinator in 2000. In 2001, Carr's offense ranked third in I-AA (now NCAA FCS) passing (302 yards per game), sixth in total offense (465 yards per game) and 14th in scoring (35.4 points per game). He also participated in the 2006 NCAA Expert Coach's Academy in Miami and the NFL Stanford Program for Managers at the Stanford Graduate School of Business in 2012.

During the summer of 2002, Carr was a member of the Oakland Raiders' preseason coaching staff as part of the NFL's Minority Internship Program. He has also worked with the National Football League Properties as the program coordinator for Chicago and Detroit summer youth inner-city football camps.

Carr was a quarterback at Southeast Missouri State from 1987-89 before he transferred to Purdue, where he earned a degree in law and society in 1991.

Carr has one son, Corbyn, and he and his wife, Shenikwa, are parents of two girls, Kennedy and Kayla.



LARRY WRIGHT JR.

ASSISTANT DIRECTOR OF PRO PERSONNEL

Larry Wright Jr. enters his eighth season with the Houston Texans and fourth as assistant director of pro personnel.

In his role, Wright is responsible for evaluating players on the Texans roster, other NFL rosters, street free agents and players in the Arena and Canadian Football Leagues. He also assists in coordinating college free agent scouting and works on advance scouting of Texans opponents.

Wright was first hired by the Texans in May 2010. From 2007-09, Wright was assistant director of pro personnel with the Jacksonville Jaguars after serving as a pro scout with the team from 2004-07. He began his NFL career as a scouting assistant with Jacksonville in 2003. Wright spent 2009 coaching running backs at West Monroe (La.) High School.

Wright was the head coach at Ringgold (La.) High School from 2001-02, and was a graduate assistant at Grambling State University in 2000, where he coached running backs while earning his master's degree in sport administration. In the summer of 2000, he was a scouting intern with the Baltimore Ravens and a volunteer strength and conditioning coach for the Grambling basketball team.

Wright earned a degree in sociology at Louisiana Tech, where he was a three-year letterman and special teams captain his senior season. He and his wife, Vincincia, have two daughters, Victoria and Lauryn, and one son, Larry III.



MIKE MARTIN

ASSISTANT DIRECTOR OF COLLEGE SCOUTING

Mike Martin is in his first season as assistant director of college scouting with the Houston Texans. He owns 16 years of NFL personnel experience, including 13 years as a scout.

Martin enters his 11th season with the Texans after serving 10 years (2007-16) as a college scout. He was hired by the Texans in the spring of 2007 after four seasons with the Tampa Bay Buccaneers personnel department.

Martin joined the Buccaneers as a pro personnel assistant in 2003 before becoming a pro scout in 2004. He spent his last two seasons in Tampa Bay as the southeast region and national combine scout. Martin got his start in the NFL as an intern with the Tennessee Titans in 2002.

Martin was a four-year letterman at Vanderbilt University (1999-2002), playing defensive back and on special teams. He also was a finalist for the 2003 Male SEC Scholar-Athlete of the Year. Martin graduated cum laude from Vanderbilt in 2002 with a bachelor's degree in human and organizational developmental studies. He also earned his master's degree in organizational leadership from Vanderbilt in 2003.

He and wife, Cari, reside in Houston with their son, Maddon, and daughter, Malone.



FRANTZY JOURDAIN

NATIONAL SCOUT

Frantzy Jourdain enters his first season as a national scout with the Houston Texans after serving as a college scout in 2016. The 2017 campaign will be his 15th season in the NFL.

Before coming to Houston, Jourdain spent 13 years (2003-15) with the New England Patriots personnel department, including the last 11 years as an area scout. He was originally hired by New England as a player personnel assistant in 2003.

Jourdain spent the 2002 season as the secondary coach and co-special teams coordinator at Duquesne University, a season during which the Dukes led Division I-AA in interceptions, scoring defense and fewest total yards allowed per game.

Jourdain attended the University of Rhode Island (1993-97), where he was a three-year starter for the Rams at running back and strong safety. He also attended North Carolina Central University, where he coached running backs and worked on a master's degree in criminology from 1998-2000.



RYAN CAVANAUGH

COLLEGE SCOUT

Ryan Cavanaugh was hired by the Houston Texans in the spring of 2009 as an area scout and covers the Midwest for Houston. The 2017 season will be his ninth year with the team.

Prior to joining the Texans, Cavanaugh spent eight seasons with the Indianapolis Colts' scouting department, including six as an area scout. He joined the Colts organization in January 2001 after spending the 2000 mini-camp and training camp in the club's operations department.

Cavanaugh graduated from Appalachian State in December 2000 with a bachelor's degree in commercial recreation management.

Cavanaugh was born in Raleigh, N.C. He is married to the former Melissa Anne Searls of Greensboro, N.C., where they reside with their daughters, Mallory Anne and Samantha Lee.



BRAD MATHEWS

COLLEGE SCOUT

Brad Mathews is in his first season as a college scout for the Houston Texans and covers the Northeast region. He is in his third season with the team.

As a pro personnel assistant from 2015-16, Mathews managed the team's online scouting database, evaluated players across the NFL and assisted with advance scouting reports on upcoming opponents. He also ran local pro days and cross-checked college prospects leading up to the NFL Draft.

Prior to joining the Texans, Mathews worked at his alma mater, Tulane University. He started as a volunteer intern for the 2013 season and was promoted to recruiting/player personnel graduate assistant for the 2014 campaign and again to assistant director of player personnel shortly before joining Houston in July 2015.

Before Tulane, Mathews served as a football operations intern for the Pittsburgh Steelers during training camp in 2013.

Mathews graduated from Tulane in 2013 with a bachelor's degree in finance. Originally from Atlanta, he now resides in Houston.



MOZIQUE McCURTIS

COLLEGE SCOUT

Moziq McCurtis is in his third season as a college scout for the Houston Texans, covering the Southeast region. He is entering his eighth year with the Texans and ninth season in the NFL.

Prior to transitioning to college scout, McCurtis worked the 2014 season as a pro scout, where he was responsible for evaluating players on the Texans roster, other NFL rosters and street free agents. He also worked on advance scouting of Texans opponents.

McCurtis originally joined the Texans as a pro scouting assistant from 2010-11 before being elevated to player personnel scout from 2012-13.

Before coming to Houston in 2010, McCurtis was a pro scouting assistant for the Seattle Seahawks.

McCurtis was a three-year letterman as a defensive back at the University of Southern California, where he and current Texans ILB Brian Cushing teamed up to help the Trojans win three conference titles and two Rose Bowl titles while playing for current Seattle Seahawks Head Coach Pete Carroll. He graduated from USC in 2008 with a degree in history.

McCurtis, a San Diego native, resides in Austin, Texas.

FOOTBALL OPERATIONS



NATHAN TROTT

COLLEGE SCOUT

Nathan Trott is in his 11th year with the Houston Texans and ninth as a college scout covering the West Coast region. Trott previously served as the pro scouting intern for the Texans during the 2007 and 2008 seasons.

Trott grew up around the game with his father, Bob Trott, being a longtime coach in both the NFL and college ranks. Nathan served as an intern with the Cleveland Browns during the summers of 2005 and 2006, assisting in youth development, the equipment room and coaching.

Trott played football at Midway High School in Waco, Texas and earned second-team all-district honors. He was also named to the Central Texas Top 25 list and earned Special Teams MVP as a senior. Trott went on to play cornerback for Elon University from 2003-07, where he earned his degree in sports management.

Born in Fayetteville, Ark. when his father was the defensive coordinator at the University of Arkansas, Trott now resides in Phoenix.



SETH TURNER

COLLEGE SCOUT

Seth Turner is in his third season as a college scout with the Houston Texans and covers the Southwest region. The 2017 campaign will be his 18th season in the NFL and 16th as a college scout.

Before joining the Texans in July 2015, Turner served one season as a scout for the New York Jets, where he was responsible for the midwest region.

Prior to his time in New York, Turner spent 14 seasons with the Tampa Bay Buccaneers, where he also was responsible for scouting the midwest region after spending four seasons as Tampa Bay's national combine scout. During his time with the Buccaneers, Turner was part of five playoff appearances, three division titles and a Super Bowl championship.

Turner joined the Buccaneers in July 2000 as an intern in the college and pro scouting department. Prior to joining the Buccaneers, Turner was an intern for the NFL's player personnel department as well as a summer intern for the Buffalo Bills' player personnel staff in 1999.

Turner graduated with a bachelor's degree in physical education from Baker University in Baldwin City, Kan. in 1997 and earned a master's degree in sports management in 1999 from Indiana State. He was a four-year letterman at linebacker and defensive end at Baker.

A native of Lansing, Kan., Turner now resides in Columbia, Mo., with his wife, Ariana. The couple has three children: sons, Graham and Heath, and daughter, Belén.



TOLU LASAKI

PRO SCOUT

Tolu Lasaki enters his third season as a pro scout with the Houston Texans and his ninth season in the NFL.

In his role, Lasaki evaluates professional players from the NFL and other leagues in addition to college prospects from various regions. He also does advance scouting of Texans opponents, assists with player workouts, attends college pro days and conducts positional cross-check evaluations for the NFL Draft.

Before joining the Texans, Lasaki spent six seasons with the Baltimore Ravens, assisting the pro and college scouting departments in various capacities.

From 2005-08, Lasaki worked as a graduate assistant coach at Southern Methodist University. He worked primarily with the defensive backs at SMU and earned his Master's of Business Administration in 2006.

Prior to SMU, Lasaki spent two seasons coaching cornerbacks at the Colorado School of Mines, where he also played cornerback and graduated with a degree in engineering. As a four-year letterman, Lasaki earned all-conference honors and was the team's Defensive Player of the Year in 2001.

Born and raised outside of Denver, Lasaki now resides in Houston with his wife, Jenna.



CHRIS BLANCO

PLAYER PERSONNEL SCOUT

Chris Blanco enters his sixth season with the Houston Texans and fourth as a player personnel scout. Blanco worked as the interim pro scout from February to May 2014 after serving as the pro personnel assistant since June 2012. In his current role, he is responsible for evaluating players on NFL rosters, free agents and collegiate prospects across the country.

Blanco was a two-year starter at cornerback at Dartmouth College from 2003-07, where he earned his degree in sociology. In addition to playing football for the Big Green, Blanco also was a member of the Dartmouth boxing team.

Blanco also is a graduate of the University of Iowa College of Law, where he was the co-founder and co-president of the Sports Law Society and served as a recruiting assistant for the Hawkeyes football team.

Blanco, a native of La Mirada, Calif., resides in Houston.



BLAISE TAGGART

NFS AREA SCOUT

Blaise Taggart enters his first season as an NFS scout for the Houston Texans. He is in his third year with the team after serving as a college scouting assistant from 2015-16.

In his current role, Taggart is one of 11 scouts in the NFL contracted to National Football Scouting (NFS) and provides reports for NFS member teams as well as the Texans. He primarily covers the Northeast region.

As a college scouting assistant from 2015-16, Taggart managed the team's online scouting database, cross-checked college prospects and conducted scouting visits to local schools and multiple collegiate all-star games. He also evaluated players across the NFL.

Before joining the Texans, Taggart served as a recruiting assistant at his alma mater, the University of Cincinnati, in 2014. He broke into the NFL as a football video assistant with the Cincinnati Bengals in 2013.

Taggart graduated from Cincinnati in 2013 with a degree in sport administration and minor in business administration. As an undergraduate, he worked for the UC football program as a recruiting department volunteer before earning a scholarship as a student video manager.

A native of Mars, Pa., Taggart and his wife, Alyx, reside in Pittsburgh.



MATT JANSEN

COLLEGE SCOUTING COORDINATOR

Matt Jansen enters his third season as the college scouting coordinator for the Houston Texans. He is in his seventh season in the NFL.

Jansen works with Director of College Scouting Jon Carr and Vice President of Player Personnel/Assistant General Manager Jimmy Raye III on the day-to-day operations of the college scouting department, which includes preparing for college all-star games, the NFL Combine and the NFL Draft. Jansen also evaluates college players, visits schools to see prospects and attends pro days across the country. He organizes the Texans' local workout with top college prospects from the Houston area and schedules the team's college player visits during the month of April.

From 2013 to 2014, Jansen served as a player personnel assistant with the Baltimore Ravens, where he had responsibilities in both pro personnel and college scouting. As a player personnel assistant, he worked on scouting advances of upcoming opponents and evaluated street free agents. He also scouted pro teams, evaluated players on other rosters and kept track of player movement throughout the league.

Jansen started with the Texans as a college scouting intern in 2011 under current New York Jets General Manager and former Texans College Scouting Director Mike Maccagnan. Jansen was in Houston for two division championship years (2011, 2012) doing various projects in both college scouting and pro personnel, along with weekly special teams evaluations and game recaps of the Texans roster.

Jansen is a 2011 graduate of Texas Tech University with a degree in exercise and sports science. While at Texas Tech, he also spent five seasons as a student coach, working with the Red Raiders defensive staff.

Jansen is from Cypress, Texas and graduated from Langham Creek High School in 2006. He currently lives in Houston.



GEOFF KAPLAN

SENIOR DIRECTOR OF SPORTS MEDICINE / HEAD ATHLETIC TRAINER

Geoff Kaplan is in his ninth season with the Houston Texans, where he serves as senior director of sports medicine/head athletic trainer. He spent his first eight years with the team as the director of sports medicine/head athletic trainer after 14 seasons with the Tennessee Titans/Houston Oilers as an assistant athletic trainer. The 2017 season marks Kaplan's 25th year in the NFL.

Kaplan and his staff were recognized by the Pro Football Athletic Trainers Society as the 2013 Athletic Training Staff of the Year, an annual award voted on by all NFL athletic trainers. It was the second time Kaplan has won the award, first doing so following the 2000 season as a member of the Tennessee Titans training staff.

Kaplan joined the Houston Oilers full-time in 1995 after serving as a season-long intern in 1994. Prior to joining the Oilers, Kaplan was a season-long intern with the Green Bay Packers in 1993.

A native of Parsippany, N.J., Kaplan earned his degree in physical therapy and a certificate in athletic training from the University of Wisconsin-Madison. He continued his education by becoming a certified strength and conditioning specialist in 1997 and completed his master's degree from Tennessee State University in the summer of 2003.

In 2005, Kaplan was certified as a clinical specialist in sports physical therapy by the American Board of Physical Therapy Specialists. Kaplan frequently lectures on a variety of sports medicine topics, including the rehabilitation of athletic injuries, to local and national organizations, hospitals and universities.

Kaplan has continued to advance his education, becoming certified in Graston soft tissue mobilization (2009) and Functional Dry Needling (2013).

Geoff and his wife, Shelly, have two sons, Everett and Sawyer. They reside in Missouri City, Texas.



ROLAND RAMIREZ

DIRECTOR OF REHABILITATION / ASSOCIATE HEAD ATHLETIC TRAINER

Roland Ramirez is in his 10th season with the Houston Texans and first as director of rehabilitation/associate head athletic trainer after spending nine years as rehabilitation coordinator/assistant athletic trainer.

Before joining the Texans, he held the same position with the Atlanta Falcons during the 2007 season and served as a contract athletic trainer for the Tennessee Titans during the 2005 and 2006 seasons. Ramirez also served as an assistant athletic trainer for the Nashville Kats Arena Football team (AFL) during the 2006 season.

In 2016, Ramirez was the recipient of the AFC Tim Davey Assistant Athletic Trainer of the Year Award, which is presented annually at the Professional Football Athletic Trainers Society meeting at the NFL Combine in Indianapolis. The recipient is nominated by the membership and selected by a committee that includes past honorees. This award is emblematic of the commitment, dedication and high level of integrity that Tim Davey, an employee of the New York Jets and the NFL for 33 years (1969-2002), brought to the profession of athletic training and is representative of his level of service he dedicated to his surrounding community.

In 2013, Ramirez and the Texans sports medicine staff were recognized by the Pro Football Athletic Trainers Society as the Athletic Training Staff of the Year, an annual award voted on by all NFL athletic trainers.

Prior to entering the ranks of the NFL, Ramirez worked as a physical therapist in an orthopedic and sports medicine clinic while completing his graduate work in athletic training. He earned a dual master's degree in physical therapy and athletic training from the Texas Tech University Health Sciences Center in 2004 and 2005, respectively. Ramirez completed his undergraduate work at Texas Tech, where he played football from 1998-99.

As a graduate student, Ramirez served as an athletic trainer for the baseball teams at Wayland Baptist University and Lubbock Christian University. He also worked with the Texas Tech football team during the 2004 season and served as a strength and conditioning coaching intern prior to the 2004 season.

Ramirez is board certified as a clinical specialist in sports physical therapy by the American Board of Physical Therapy Specialists. He also holds a certification as a strength and conditioning specialist and is a member of the NATA, APTA, NSCA and PFATS.

Ramirez and his wife, Misty, live in Missouri City, Texas with their two children, Kade and Tessa.



JEREMY BAXTER

ASSISTANT ATHLETIC TRAINER

Jeremy Baxter is in his second season as assistant athletic trainer for the Houston Texans. In his role, he works directly with Senior Director of Sports Medicine/Head Athletic Trainer Geoff Kaplan.

Before joining the Texans, Baxter worked as a physical therapist and athletic trainer at Northwestern University (2012-16). He also served as a physical therapist at OrthoSport Physical Therapy (2010-12) and as an assistant instructor for Kinetacore Physical Therapy Education (2012-present), where he still works. He started as a student athletic trainer at the University of Oklahoma (2002-05).

In 2012, Baxter was certified as a clinical specialist in sports physical therapy by the American Board of Physical Therapy Specialists. He also is a certified athletic trainer by the National Athletic Trainer's Association and a certified CPR/AED specialist by the American Heart Association.

Baxter earned his master's degree in athletic training from the Texas Tech Health Sciences Center in 2010. He graduated from the University of Oklahoma with a bachelor's degree in health studies (2006) and then a master's degree in physical therapy (2008) from the OU Health Sciences Center.

Originally from Norman, Okla., Baxter now lives in Houston.



URIAH MYRIE

ASSISTANT ATHLETIC TRAINER

Uriah Myrie joins the Houston Texans in 2017 as an assistant athletic trainer, working under Senior Director of Sports Medicine/Head Athletic Trainer Geoff Kaplan on daily athletic training operations.

Myrie most recently worked with the Arizona State football team in 2016, serving as a program assistant athletic trainer, specifically working with player rehabilitation.

Prior to his time at ASU, Myrie spent a season interning for the Buffalo Bills in 2015, was a graduate assistant with the University of Utah football program from 2012-14 and assisted Hudson Valley Community College in 2011-12. He broke into the NFL as a summer intern with the Carolina Panthers in 2009 and 2010.

The Albany, N.Y. native earned his bachelor's degree in athletic training from University of Delaware in 2011 before obtaining his master's degree in exercise and sport science from Utah in 2014.



TRAVIS TURNER

ASSISTANT ATHLETIC TRAINER

Travis Turner is in his third season as assistant athletic trainer for the Houston Texans after serving as an intern his first two years with the team (2013-14).

Turner assists Senior Director of Sports Medicine/Head Athletic Trainer Geoff Kaplan with all athletic training operations, including rehab, assessment, taping and treatment of injuries. Turner also supervises the staff's numerous interns, manages inventory and orders supplies.

In 2013, Turner and the Texans sports medicine staff were recognized by the Pro Football Athletic Trainers Society as the Athletic Training Staff of the Year, an annual award voted on by all NFL athletic trainers.

Before joining the Texans in 2013, Turner was an intern with the St. Louis Rams during the 2012 season and a graduate assistant at West Virginia University from 2010-12. In 2012, he was named Most Outstanding Graduate Assistant Athletic Trainer for his work with the Mountaineers. He started as a graduate assistant at HealthWorks Rehab and Fitness from 2010-12.

Turner graduated from Texas Lutheran University with a degree in athletic training in 2010. In 2015, he was recognized as a distinguished young alumni by TLU. He later earned a master's degree in athletic training from WVU.

Turner, a native of La Vernia, Texas, lives in Houston and is the son of Frank and Nancy Turner. He has two brothers, Dustin and Chance.

FOOTBALL OPERATIONS



ERIK KOREM

DIRECTOR OF SPORTS SCIENCE

Erik Korem is in his second season with the Houston Texans as the director of sports science. His role is designed to further advance the team's player development and performance model.

Before joining the Texans, Korem served as the high performance coach at the University of Kentucky (2013-16), where he oversaw the program's player development model. Korem also worked as director of sports science and football operations at Florida State University (2010-12) and as an assistant strength and conditioning coach at Mississippi State (2007-09).

Korem started as head strength and conditioning coach at Fort Valley State in 2006 before spending two years at the University of the Pacific, where he served as the director of athletic performance (2006-07).

Korem played college football at Texas A&M, where he earned his bachelor's degree in applied exercise physiology. He also earned a master's in exercise science at the University of Arkansas and served as a strength and conditioning graduate assistant (2004-06).

Currently, Korem is working on his Ph.D. in biomechanics and exercise science, where he is researching how sleep is associated with the performance of football players.

Korem also has served on the Nike Performance Council since 2014 and has been a track and field coach/consultant for numerous International Champions in sprint events. He was the strength and conditioning coach and sports scientist for 13 years for Veronica Campbell-Brown, who was a two-time Olympic gold medalist in the 200m. Korem was also a featured speaker at the Sloan MIT Sports Analytics Conference in 2015.

Originally from Dallas, Korem and his wife, Hayle, now live in Houston with their two sons, Cooper and Connor.



STEVE SMITH

SPORTS PERFORMANCE COORDINATOR / NUTRITIONIST

Steve Smith is in his fourth season with the Houston Texans, where he serves as the sports performance coordinator and team nutritionist. In his role, Smith assists Director of Sports Science Erik Korem in performance monitoring and intervention while also managing the nutrition needs for the team.

Smith previously worked as a performance dietitian for the IMG Performance Institute in Bradenton, Fla. and served as the team chef and dietitian for the Oklahoma City Thunder of the NBA. Smith also has spent time as a performance dietitian for the Army's 5th Special Forces Group.

Smith is a registered dietitian nutritionist licensed in the state of Texas and a certified specialist in sports dietetics. He graduated from Johnson & Wales University with a bachelor's degree in culinary nutrition and played Division I soccer at Appalachian State University.

Originally from Plano, Texas, Smith now lives in Houston.



JEFF POPE

SECURITY COORDINATOR

Jeff Pope joins the Houston Texans as security coordinator in 2017 after serving as an intern in 2016. He assists Vice President of Security Emmett Baylor III in implementing security policies and procedures for all club-related events, including practices, team travel, stadium security and all aspects of gameday.

Before joining the Texans, Pope worked as a recruiting assistant for the University of Houston football team (2015-16) and helped the Cougars win the American Athletic Conference Championship and Chick-Fil-A Peach Bowl in 2015. He also spent time as an account executive/ticket sales (2015) and athletics intern (2014-15) at

Rice University.

Pope played wide receiver at Bethune-Cookman University (2005-08) in Daytona Beach, Fla., where he was co-captain for the 2007 and 2008 teams. He graduated from Bethune-Cookman with a bachelor's degree in criminal justice in 2009 and earned his master's degree in sports management from Lasell College in 2014.

A native of Miami, Fla., Pope resides in Rosenberg, Texas with his wife, Dana.

FOOTBALL OPERATIONS



TIM BROG

DIRECTOR OF VIDEO OPERATIONS

Tim Brog is in his third season as the director of video operations for the Houston Texans. The 2017 season will mark his 10th year with the team.

Brog began his tenure as an intern with the Texans in July 2008. He was then hired as a video operations assistant in June 2009 before becoming assistant director of video operations in August 2011 and serving in that role for four years.

Prior to joining the Texans, Brog was the video coordinator for the Grand Rapids Rampage of the Arena Football League in his home state of Michigan during the 2008 season.

Brog is a graduate of Grand Valley State University, where he earned his bachelor's degree in broadcasting in 2008. While a student, Brog worked for the sports department at WOOD-TV 8 in Grand Rapids, Mich., filming high school and college athletic events.

Brog is from Middleville, Mich., and graduated from Thornapple Kellogg High School. He and his wife, Bianca, reside in Houston and have a daughter, Grace.



DUSTIN KADRI

ASSISTANT DIRECTOR OF VIDEO OPERATIONS

Dustin Kadri is in his third season as assistant director of video operations for the Houston Texans. He is primarily responsible for importing practice and game film into the team's video system.

Prior to joining the Texans, Kadri was a support manager and developer for DVSport. From 2011-13, Kadri was the director of video operations for the University of Southern Mississippi football team.

Kadri spent one year as a video intern for the Pittsburgh Steelers (2009) and one year with the Arizona Cardinals (2010). With both teams, he was responsible for importing practice film and managed the still-shot machine on gamedays.

Kadri graduated from Miami University in Oxford, Ohio with a bachelor's degree in management and organizations. Originally from Crooksville, Ohio, he currently resides in Houston.



TYRELL LYNCH

VIDEO OPERATIONS ASSISTANT

Tyrell Lynch is in his third season as video operations assistant with the Houston Texans. He assists coaches, players and staff in all aspects of video operations, including filming, editing and updating equipment. Lynch also works closely with college scouts during the NFL Draft to help with their video needs.

Lynch served as a video operations intern with the Texans from 2012-15. He also worked as a football operations training camp intern with the team in July 2012.

Lynch attended Concord University on a football scholarship and earned a bachelor's degree in business administration with an emphasis in marketing. He was a three-year starter for the Concord football team and served as team captain during his last season.

Lynch was born in Woodbridge, Va., where he was a three-year starter and captain for the Hylton High School football team. Lynch also won a District Championship in wrestling his senior year.

Lynch and his wife, Sydney Smith, currently live in Houston.



MIKE PARSON

DIRECTOR OF EQUIPMENT SERVICES

Mike Parson is in his third season as director of equipment services for the Houston Texans. He handles all equipment needs for the organization and team. He is in his 10th season with the Texans after serving as an equipment assistant for seven years.

Parson joined the Texans equipment staff in 2008 after several internships with the New Orleans Saints and five years of experience at the collegiate level.

Parson worked minicamps and training camps for the Saints in 2001-02 and worked the full season with the team in 2005. That year, the staff overcame extraordinary challenges in the forced evacuation from New Orleans due to Hurricane Katrina. After departing New Orleans, the club's base of operations moved three times, including a last stop at a high school baseball stadium in San Antonio. The staff was awarded the Whitey Zimmerman Memorial Award, given annually to the NFL equipment staff that exceeds the usual demands of the position with excellent service.

Parson was the equipment manager for four years at the University of New Orleans, where he oversaw the equipment operations for the entire athletic department. He also was equipment manager for Benedict College during the 2003 season.

Parson, a 2003 graduate of Mississippi State University with a bachelor's degree in physical education, was born in Vicksburg, Miss., and now resides in Houston.



RYAN GOWENS

EQUIPMENT SERVICES COORDINATOR

Ryan Gowens is in his third season as equipment services coordinator with the Houston Texans. This will be his 10th year in the NFL.

Gowens works with Director of Equipment Services Mike Parson to fit and order equipment for all Texans coaches and players. He also helps manage team equipment during practices and road games.

Before joining the Texans, Gowens worked seven years as an assistant equipment manager with the Jacksonville Jaguars (2005-06 & 2010-15). In 2007, he served as head equipment manager at Murray State University.

Gowens was an associate football equipment manager and the head baseball equipment manager at Texas A&M from 2008-10. He obtained a degree in business management and served as a student manager in College Station from 1999-2005.

Originally from Austin, Texas, Gowens now resides in Sugar Land, Texas with his wife, Tiffany, who was a three-time All-American swimmer at Texas A&M. They have been married over 11 years and have a three-year-old daughter, Quinn.



KYLE KAMAU

EQUIPMENT SERVICES ASSISTANT

Kyle Kamau is in his third season as equipment services assistant with the Houston Texans. He is in charge of fitting and maintaining the players' helmets and shoulder pads, as well as facilitating team practices by setting up drills and spotting balls.

Kamau also served as an equipment staff intern for the Texans in 2012. Kamau was an assistant equipment manager for the Philadelphia Eagles for the 2013-14 seasons.

Kamau graduated from the University of Hawai'i at Manoa where he studied sociology. As a student at Hawai'i, he served as the football team's equipment manager.

Originally from El Cajon, Calif., Kamau and his wife, Nicki, currently live in Pearland, Texas. He has one brother, Brad, and his parents are Keoki and Barbara. Keoki was an athletic trainer in the NFL for 18 years with the Washington Redskins and San Diego Chargers.



SEAN WASHINGTON

SENIOR DIRECTOR OF PLAYER ENGAGEMENT

Sean Washington enters his 11th season with the Houston Texans and first as the senior director of player engagement. He spent the previous 10 seasons as the team's director of player engagement.

Washington is responsible for supporting players and their families with making a smooth transition from college to the NFL. He strives to raise players' awareness and increase their education to keep them thinking proactively. He is responsible for establishing and maintaining relationships and promoting high standards of professionalism for the club's players both during and beyond their years in the NFL.

In 2016, Washington oversaw the implementation of the team's first annual rookie experience program, which introduces Texans rookies to the organization's stance on leadership, domestic violence, sexual assault and social responsibility. He has excelled in supporting players by assisting with team dynamics, developing internal leaders, facilitating off-the-field training and development and fostering a culture of high performance.

Prior to joining the Texans, Washington worked for a decade with high school students, mentoring, teaching and coaching around the Houston area. Washington previously coached at Burbank Middle School as well as Sam Houston, Angleton and Alief Elsik High Schools.

Washington played defensive back for the New Orleans Saints in 1994 as an undrafted free agent and then played in the World Bowl with the Amsterdam Admirals in 1995.

Washington, a Houston native, attended Waltrip High School and earned his bachelor's degree in sports management from Rice University in 1994. He was an All-Southwest Conference cornerback from 1991-93 and a member of the Sporting News All-American team in 1993 with the Owls.

He resides in Richmond, Texas with his wife, Eanisha, and his two sons, Lake and Cruz.



JASON LOWREY

DIRECTOR OF FOOTBALL OPERATIONS

Jason Lowrey is in his fourth season as director of football operations and eighth season overall with the Houston Texans.

In his role, Lowrey oversees all aspects of team travel, including the planning, lodging and transportation needs of the organization. He is responsible for maintaining the day-to-day football operations budget and assists the Texans coaching staff in the coaches' booth on game days.

Lowrey joined the Texans in August 2010 as the football operations manager after running his own local business. He served on active and reserve duty in the military as a Navy corpsman from 1992-2004.

A native of Kerville, Texas, Lowrey has two daughters, Ella and Aubree. He and his wife, Dana, reside in Richmond, Texas.



KHALIL REED

FOOTBALL OPERATIONS MANAGER

Khalil Reed enters his 10th season with the Houston Texans and second as football operations manager. Before being promoted to his current role, Reed spent six seasons as the team's security and player engagement manager. This will mark his 11th season in the NFL.

Reed assists Vice President of Security Emmett Baylor and Senior Director of Player Engagement Sean Washington in promoting high standards of professionalism while being actively involved in the off-the-field development of each Houston Texans player. Among his many responsibilities, Reed promotes security and player development initiatives with players, spouses, coaches, club executives and local police agencies. He also serves as a co-facilitator and manager for club-level programming, such as the Rookie Development program, the Rookie Success program, the Professional Development program and the newly implemented Rookie Transition Program.

In his role as operations manager, Reed aids in the day-to-day operations of the team and works with Director of Football Operations Jason Lowrey on all aspects of team travel, including the planning, lodging and transportation needs of the organization.

Before joining the Texans, Reed was an events and operations summer intern with the Cleveland Browns in 2006. He also served as a media relations student assistant at Liberty University from 2004-07, where he earned his bachelor's degree in sports management.

A native of Jersey City, N.J., Reed resides in Houston with his wife, Phylicia.

FOOTBALL OPERATIONS



KEVIN KRAJCOVIC

FOOTBALL ADMINISTRATION COORDINATOR

Kevin Krajcovic enters his third season as the football administration coordinator for the Houston Texans. He spent the previous seven seasons as a football administration analyst with the team after serving as an intern for two years.

Krajcovic assists Vice President of Football Administration Chris Olsen on negotiating player contracts and managing the Texans' salary cap.

Krajcovic graduated from Ohio University with two master's degrees in sports administration and business administration while earning his bachelor's degree in sports sciences.

Krajcovic, a Cleveland native, resides in Houston with his wife, Rachel.



RUSSELL JOYNER

DIRECTOR OF FOOTBALL INFORMATION SYSTEMS

Russell Joyner is in his seventh season with the Houston Texans and serves as the director of football information systems.

Joyner is responsible for designing, developing and supporting information systems for the Texans personnel department, football administration and coaching staff. He was promoted to his role in February 2012 after serving as a football administration developer.

Before joining the Texans, Joyner served as a programmer analyst with the Atlanta Falcons (2007-10) and a support specialist with Virtual Systems (2005-07).

Originally from Lufkin, Texas, Joyner earned his Bachelor of Science in business computer information systems from the University of North Texas. He also played two seasons of collegiate tennis at Henderson State University.

Joyner and his wife, Dusti, currently live in Missouri City, Texas with their two girls, Taylor and Sadie.



MICHAEL DORE

FOOTBALL APPLICATIONS PROGRAMMER

Michael Dore is in his third season as a football applications programmer with the Houston Texans. He assists Director of Football Information Systems Russell Joyner in building, maintaining and enhancing football-related applications utilized by the football operations staff.

Before joining the Texans, Dore performed analytics and programming in the healthcare industry for two years. He earned a Bachelor of Science degree from the University of Notre Dame and majored in science-business.

Originally from Orlando, Fla., Dore currently lives in Houston.



WELLER ROSS

FOOTBALL ANALYTICS COORDINATOR


Weller Ross joins the Houston Texans in 2017 as football analytics coordinator.

In his role, Ross is responsible for developing methods to analyze data relating to sport science, scouting, coaching and football administration.

As a football analytics intern with the Buffalo Bills from June 2015 to May 2016, Ross implemented statistical tools to analyze different aspects of football. He also served as an event logistics coordinator for three Super Bowls.

Ross graduated magna cum laude from the University of Tennessee with a degree in sport management in 2014 and earned his master's degree in sport management at Brock University in St. Catharines, Ont., Canada in 2017.

Ross and his wife, Gabrielle, reside in Houston.

A composite image featuring Houston Texans players in their blue, red, and white uniforms on a green field. In the foreground, a player is in a three-point stance with his hands on the football. Other players are visible behind him, also in similar stances. The background shows a blurred crowd of spectators in a stadium.

STUDYING THE HUMAN BODY AT ITS PEAK, TO TREAT IT WHEN IT'S NOT. THAT'S THE DIFFERENCE BETWEEN PRACTICING MEDICINE AND LEADING IT.

As team doctors for professional athletes, Houston Methodist provides expert care to those who push their bodies to the limit. We're using advanced therapies to get Houston Texans players back on the field faster. Experience we then use to treat everyday athletes with the same level of elite care.

Visit houstonmethodist.org/inthegame for more information, or call **713.790.3333** to find a doctor in your area.



HOUSTON
Methodist[®]
ORTHOPEDICS &
SPORTS MEDICINE

OFFICIAL HEALTH CARE PROVIDER



HOUSTON
TEXANS

TEXANS
STAFF

HOUSTON TEXANS STAFF




Jake Allhands
Analytics Coordinator



Ashley Alspaugh
Marketing Coordinator



Joe Amaral
Videographer & Producer



Cassandra Andrews
Senior Accountant



Jerry Angel
Senior Director of Corporate Development




Derek Beeman
Senior Director of Ticket Sales & Market Analytics



Lacey Berlau
Partnership Marketing Manager



Lauren Boone
LSSE Marketing Coordinator



Rick Bornhauser
Ticket Service & Hospitality Operations Coordinator



Chris Boulware
Partnership Marketing Coordinator



Lauren Brezger
LSSE Event Coordinator




Wes Brown
Senior Corporate Development Manager




Emily Bruss
Senior Houston Texans Foundation Manager



Warren Caguioa
Senior Account Executive - Ticket Sales



Chandler Carlson
Club Seat Coordinator



Dr. Michael Chang
Team Emergency Physician



Jesse Clark
Integrated Media Coordinator



Alex Comerota
Partnership Marketing Manager



Tamala Croasmun
Controller



Rita Daniels
Executive Assistant to Rick Smith

HOUSTON TEXANS STAFF



Litsa Darby
Partnership Marketing
Representative



Marvin Dave
Office Services Manager



Amber Davies
Administrative Assistant -
Pro Personnel



Ted Dickerson
Director of Event
Logistics & Operations



Cody Disbennet
Event Operations
Manager



Trang Do
Human Resources
Manager



Drew Dougherty
Texans Television Host &
Sr. Integrated Media Manager



Nathan Edwards
Communications Coordinator



David Fletcher
General Manager -
LSSE



Dr. Steven Flores
Team Orthopedist



Blaine Foreman
Senior Event & Operations
Manager - LSSE



Stephen Friedlander
Senior Account Executive -
Suite Sales



Susie Galvan
Executive Assistant -
Chairman's Office



Lauren Garner
Marketing Design Coordinator



Alto Gary
Director of Cheerleader
Programs & Coach



Gavin Gehrt
Executive Producer -
Director of Video Production



Eva Graham
Executive Assistant to
Chris Olsen & Doug West



Torrie Hardcastle
Marketing Manager



Dr. Dana Harper
Team Chiropractor




Disney Harris
Partnership Marketing
Event Manager

HOUSTON TEXANS STAFF



John Harris
*Texans Analyst & Integrated
Media Manager*



Courtney Hazen
Receptionist



Gladys Hernandez
General Accountant




Joni Honn
*Team Massage
Therapist*



Karissa Hudik
*Event Services
Coordinator*



Dr. Thomas Hunt
Team Orthopedist



Kathryn Iribarren
*Ticket Services &
Operations Coordinator*



Kris Jackson
Senior Accountant



Emily James
Staff Accountant



Andrew Johnson
Mascot Program Coordinator



Jeremy Jones
*Office Services
Coordinator*



Georgie Jozwiak
*Executive Assistant to
Robert C. McNair*



Jan Kelly
*Vice President -
Risk Management*



Morgan Kleinschmidt
*Community Relations
Coordinator*



Haley Kovar
*Administrative Assistant -
College Scouting*




Dr. Manickam Kumaravel
Team Radiologist



Christine Laur
*Executive Assistant to
Bill O'Brien*



Allie LeClair
*Corporate Communications
Manager*



Aynav Leibowitz
Digital Media Coordinator



Dr. David Lintner
Team Orthopedist

HOUSTON TEXANS STAFF



Faisal Lodhi
Information Technology
Developer



Dr. Walter Lowe
Team Medical Director/Head
Team Physician & Orthopedist



Ciara Macaulay
Senior Graphic Designer



Omar Majzoub
Communications Manager



Jackie Maldonado
Director of Marketing



Bonny Marshall
Executive Assistant to
Jamey Rootes



Erica Martinez
Customer Service
Representative



Sean Mathews
LSSE Partnership Marketing
Coordinator



Kayla Mauch
Senior Accountant



Derek Mauney
Senior IT Support Analyst



Kandyace Mayberry
Senior Community Relations
Manager



Lauren McCoy
Graphic Designer



Jay McDevitt
Digital Media Manager



Matt McKee
Ticket Operations &
Distribution Coordinator



Cheryl Moffett
Executive Assistant to
Marilyn Logan



Glenda Morrison
Senior Director of
Human Resources



Dr. James Muntz
Team Internist



Carol Adatto Nelson
Team Travel
Consultant



Dr. Tom O'Brien
Team Dentist



Emily Othold
Senior Human Resources
Coordinator

HOUSTON TEXANS STAFF



Amy Palcic
Senior Director of
Communications



Brian Peden
Corporate Development
Manager



Kenneth Perkins
Senior Motion Graphics
Designer



Dr. Mark Prasarn
Team Orthopedist



Shari Rainey
Director of Luxury
Suite Services



Josh Randall
Account Executive -
Suite Sales




Bobby Rawlinson
Service Desk Manager



Ryan Records
Mascot Program Assistant



Colby Riggle
Partnership Marketing
Representative



Lisa Ruiz
Director of Payroll Services



Dr. Chris Sanders
Team Active Release Therapy
& Graston Provider



Eric SanInocencio
Senior Director of
Digital Media



Ethan Saporito
Senior Corporate Development
Account Executive



Adrienne Saxe
Director of Community
Development



Jessica Schneider
Senior Premium Services
Manager



Holly Schweitzer
Director of Fan Relations
& Event Services



Leo Scott
Server Engineer



Anthony Shade
System Administrator



Jamie Sheringo
Senior Human Resources
Coordinator



Jeremy Shrum
Accounting Manager

HOUSTON TEXANS STAFF



Deepi Sidhu
*Texans Insider & Integrated
Media Manager*



John Sifri
*Senior Director of Business
Information Systems*



Austen Smith
*Director of
Partnership Marketing*



Jon Southern
*Vice President &
Assistant Treasurer*



Dr. William Spangler
*Team Emergency
Physician*



Jamie Spriggs
General Accountant




Brett Stewart
Marketing Manager



Julie Strauss
*Employee Benefits & Human
Resources Manager*



Tyler Suddarth
Digital Video Coordinator



Ashley Tait
*Executive Assistant to
Suzie Thomas*



Greg Tyler
Team Pastor



Lelia Vacek
*Partnership Marketing
Media Specialist*



Brian Varnadoe
*Senior Director of
Premium Seating*



Dr. Kevin Varner
Team Orthopedist



Daniel Velasco
Director of Marketing



Shelby Vogt
Payroll Accountant



Cameron Walker
*Senior Account Executive -
Ticket Sales*



Bri Williams
LSSE Event Coordinator



Arron Webb
Network & Security Engineer



Fara Yoder
CRM Data Manager

HOUSTON TEXANS STAFF



Trey Young
*Senior Director of
Ticket Services*



Ivory Youngblood
*Senior Payroll &
HRIS Specialist*

FOUR YEARS RECOGNIZED



== FOR WORKPLACE EXCELLENCE ==

**TOP
WORK
PLACES**
2016

HOUSTON★CHRONICLE
HoustonChronicle.com

**TOP
WORK
PLACES**
2013

**HOUSTON★
CHRONICLE**
HoustonChronicle.com

**TOP
WORK
PLACES**
2014

**HC MEDIA
GROUP**

**TOP
WORK
PLACES**
2015

**HOUSTON★
CHRONICLE**
HoustonChronicle.com

== A SPECIAL THANKS TO THE HOUSTON TEXANS ON THE FIELD AND OFF FOR ==
CREATING MEMORABLE EXPERIENCES & DOING GREAT THINGS FOR HOUSTON



HOUSTON
TEXANS

2016 SEASON REVIEW

2016 REGULAR SEASON STATISTICS (9-7)

Date	W/L	Score	Opponent	Attendance
9/11/2016	W	23-14	Chicago Bears	71,933
9/18/2016	W	19-12	Kansas City Chiefs	71,890
9/22/2016	L	0-27	at New England Patriots	66,829
10/2/2016	W	27-20	Tennessee Titans	71,815
10/9/2016	L	13-31	at Minnesota Vikings	66,683
10/16/2016	W	26-23	Indianapolis Colts	71,891
10/24/2016	L	9-27	at Denver Broncos	76,865
10/30/2016	W	20-13	Detroit Lions	71,882
11/13/2016	W	24-21	at Jacksonville Jaguars	62,091
11/21/2016	L	20-27	at Oakland Raiders (Mexico City)	76,473
11/27/2016	L	13-21	San Diego Chargers	71,897
12/4/2016	L	13-21	at Green Bay Packers	77,867
12/11/2016	W	22-17	at Indianapolis Colts	65,250
12/18/2016	W	21-20	Jacksonville Jaguars	71,803
12/24/2016	W	12-10	Cincinnati Bengals	71,836
1/1/2017	L	17-24	at Tennessee Titans	65,205

TEXANS STATISTICS	TEXANS	Opponents
TOTAL FIRST DOWNS	305	272
Rushing	102	87
Passing	173	157
Penalty	30	28
3rd Down: Made/Att	87/233	82/213
3rd Down Pct.	39.1%	23.1%
4th Down: Made/Att	9/23	3/13
4th Down Pct.	31.6%	58.3%
POSSESSION AVG.	31:20	28:40
TOTAL NET YARDS	5035	4821
Avg. Per Game	314.7	301.3
Total Plays	1071	950
Avg. Per Play	4.7	5.1
NET YARDS RUSHING	1859	1595
Avg. Per Game	116.2	99.7
Total Rushes	456	397
NET YARDS PASSING	3176	3226
Avg. Per Game	198.5	201.6
Sacked/Yards Lost	32/242	31/198
Gross Yards	3418	3424
Attempts/Completions	583/347	522/319
Completion Pct.	59.5%	61.1%
Had Intercepted	16	11
PUNTS/AVERAGE	72/47.5	84/46.0
NET PUNTING AVG.	40.1	39.7
PENALTIES/YARDS	87/868	114/950
FUMBLES/BALL LOST	20/8	15/6
TOUCHDOWNS	25	36
Rushing	8	13
Passing	15	20
Returns	2	3

SCORE BY PERIODS	1	2	3	4	OT	Total
TEXANS	47	74	65	90	3	279
Opponents	54	118	44	112	0	328

SCORING	TD	Ru	Pa	Rt	PAT	FG	2PT	TP
N.Novak	0	0	0	0	22/25	35/41	0	127
L.Miller	6	5	1	0	0/0	0/0	0	36
D.Hopkins	4	0	4	0	0/0	0/0	0	24
C.Fiedorowicz	4	0	4	0	0/0	0/0	0	24
W.Fuller V	3	0	2	1	0/0	0/0	0	18
B.Osweiler	2	2	0	0	0/0	0/0	0	12
R.Griffin	2	0	2	0	0/0	0/0	0	12
K.Jackson	1	0	0	1	0/0	0/0	0	6
S.Anderson	1	0	1	0	0/0	0/0	0	6
B.Miller	1	0	1	0	0/0	0/0	0	6
A.Blue	1	1	0	0	0/0	0/0	0	6
TEXANS	25	8	15	2	22/25	35/41	0	279
Opponents	36	13	20	3	35/35	25/29	1	328

2-Pt. Conversions: TEXANS: 0/0, Opponents: 1/1

SACKS: W.Mercilus 7.5, J.Clowney 6.0, B.McKinney 5.0, J.Simon 3.5, J.Heath 2.0, J.Watt 1.5, D.Reader 1.0, A.Hal 1.0, A.Bouye 1.0, U.Kamalu 1.0, C.Covington 1.0, A.Smith 0.5
TEXANS: 31.0, Opponents: 31.0

FUMBLES LOST: T.Ervin 2, L.Miller 1, B.Osweiler 1, R.Griffin 1, C.James 1, T.Savage 1, A.Blue 1 TEXANS: 8

OPP. FUMBLE RECOVERIES: W.Mercilus 4, K.Johnson 1, J.Watt 1 TEXANS: 6

RUSHING	No.	Yds	Avg	Long	TD
L.Miller	268	1073	4.0	45	5
A.Blue	100	420	4.2	25	1
B.Osweiler	30	131	4.4	21	2
A.Hunt	20	109	5.5	19	0
J.Grimes	23	105	4.6	14	0
T.Savage	6	12	2.0	11	0
J.Prosch	4	9	2.3	5	0
T.Ervin	1	3	3.0	3	0
B.Miller	3	0	0.0	1	0
W.Fuller	1	-3	-3.0	-3	0
TEXANS	456	1859	4.1	45	8
Opponents	397	1595	4.0	41t	13

RECEIVING	No.	Yds	Avg	Long	TD
D.Hopkins	78	954	12.2	51	4
C.Fiedorowicz	54	559	10.4	26t	4
R.Griffin	50	442	8.8	45	2
W.Fuller V	47	635	13.5	53	2
L.Miller	31	188	6.1	16	1
B.Miller	15	99	6.6	12t	1
J.Strong	14	131	9.4	36	0
J.Grimes	13	94	7.2	15	0
A.Blue	12	40	3.3	12	0
S.Anderson	11	93	8.5	14	1
K.Mumphery	10	69	6.9	11	0
W.Williams	4	75	18.8	32	0
A.Hunt	3	29	9.7	24	0
T.Ervin	3	18	6.0	9	0
J.Prosch	1	6	6.0	6	0
B.Osweiler	1	-14	-14.0	-6	0
TEXANS	347	3418	9.9	53	1
Opponents	319	3424	10.7	86t	20

INTERCEPTIONS	No.	Yds	Avg	Long	TD
O.Demps	6	54	9.0	19	0
A.Hal	2	36	18.0	24	0
K.Jackson	1	42	42.0	42t	1
A.Bouye	1	0	0.0	0	0
R.Nelson Jr.	1	0	0.0	0	0
TEXANS	11	132	12.0	42t	1
Opponents	16	165	10.3	35	0

PUNTING	No.	Yds	Avg	Net	TB	In	Lg	B
S.Lechler	72	3423	47.5	40.1	3	30	62	0
TEXANS	72	3423	47.5	40.1	3	30	62	0
Opponents	84	3861	46.0	39.7	5	34	71	0

PUNT RETURNS	Ret	FC	Yds	Avg	Long	TD
T.Ervin	27	23	261	9.7	57	0
W.Fuller V	11	6	165	15.0	67t	1
B.Miller	1	0	1	1.0	1	0
TEXANS	39	29	427	10.9	67t	1
Opponents	48	13	477	9.9	79t	1

KICKOFF RETURNS	No.	Yds	Avg	Long	TD
T.Ervin	14	263	18.8	33	0
A.Hunt	9	194	21.6	39	0
B.Miller	3	41	13.7	17	0
W.Fuller V	2	31	15.5	19	0
C.James	1	18	18.0	18	0
J.Prosch	1	10	10.0	10	0
TEXANS	30	557	18.6	39	0
Opponents	48	1135	23.6	100t	1

FIELD GOALS	1-19	20-29	30-39	40-49	50+
N.Novak	1/1	12/12	11/11	8/11	3/6
TEXANS	1/1	12/12	11/11	8/11	3/6
Opponents	2/2	6/6	8/8	6/8	3/5

N.Novak: (28G, 28G, 38G)(32G, 24G, 57N, 31G, 43G)(0)(53G, 48N, 45G)(51N, 38G, 30G)(27G, 33G)(43G, 43G, 29G)(33G, 36G)(49N, 50N, 51G)(32G, 28G)(19G, 45G)(0)(21G, 52G, 24G, 41G, 34G)(39G, 45G, 43G, 27G)(25G, 22G)(45N, 26G)
Opponents: (0)(54G, 43G, 35G, 30G)(24G, 25G)(48G, 26G)(19G)(41G, 37G, 36G)(22G, 32G)(49N, 47G, 34G)(54G, 44G)(19G, 20G)(54N)(0)(32G, 55N)(26G, 50G)(43G, 43N)(35G)

PASSING	Att	Comp	Yds	Cmp%	Yds/Att	TD	TD%	Int	Int%	Long	Sack/Lost	Rating
B.Osweiler	510	301	2957	59.0%	5.8	15	2.9%	16	3.1%	53	27/206	72.2
T.Savage	73	46	461	63.0%	6.3	0	0.0%	0	0.0%	32	5/36	80.9
TEXANS	583	347	3418	59.5%	5.9	15	2.6%	16	2.7%	53	32/242	73.3
Opponents	522	319	3424	61.1%	6.6	20	3.8%	11	2.1%	86t	31/198	84.3

2016 DEFENSIVE / SPECIAL TEAMS STATISTICS (9-7)

DEFENSIVE STATISTICS

PLAYER	Solo	Asst	Total	Sk	Sk Yds	TFL	QBH	Int	PD	FF	FR
B.McKinney	79	50	129	5.0	31.0	8	11	0	2	1	0
B.Cushing	38	27	65	0.0	0.0	2	2	0	1	0	0
K.Jackson	51	11	62	0.0	0.0	3	0	1	4	0	0
A.Bouye	48	14	62	1.0	6.0	2	1	1	16	0	0
Q.Demps	38	17	55	0.0	0.0	1	1	6	9	1	0
W.Mercilus	36	17	53	7.5	56.5	13	22	0	1	1	4
J.Clowney	40	12	52	6.0	45.0	16	17	0	2	1	0
J.Simon	32	19	51	3.5	19.0	4	10	0	2	1	0
A.Hal	31	15	46	1.0	7.0	2	1	2	7	0	0
J.Joseph	38	7	45	0.0	0.0	0	0	0	9	1	0
C.Covington	16	10	26	1.0	2.0	2	2	0	1	0	0
C.Moore	18	5	23	0.0	0.0	0	0	0	3	0	0
D.Reader	7	15	22	1.0	8.0	2	2	0	1	0	0
K.Johnson	18	3	21	0.0	0.0	1	0	0	3	0	1
V.Wilfork	9	12	21	0.0	0.0	2	3	0	1	0	0
M.Bullough	14	5	19	0.0	0.0	2	0	0	0	0	0
E.Pleasant	14	3	17	0.0	0.0	1	1	0	5	0	0
C.James	10	2	12	0.0	0.0	0	0	0	1	0	0
B.Scarlett	3	7	10	0.0	0.0	1	0	0	0	0	0
R.Nelson Jr.	8	1	9	0.0	0.0	0	0	1	2	0	0
D.Rice	6	3	9	0.0	0.0	0	0	0	0	0	0
J.Heath	5	3	8	2.0	11.0	2	4	0	0	0	0
J.Watt	1	7	8	1.5	5.0	1	5	0	0	0	1
U.Kamalu	3	2	5	1.0	4.0	2	1	0	0	0	0
A.Smith	3	1	4	0.5	3.5	0	6	0	0	0	0
A.Dent	3	1	4	0.0	0.0	0	0	0	0	0	0
B.Dunn	3	0	3	0.0	0.0	0	0	0	0	0	0
D.Still	2	1	3	0.0	0.0	0	0	0	0	0	0
K.Dillon	1	1	2	0.0	0.0	0	0	0	0	0	0
B.Peters	1	0	1	0.0	0.0	1	0	0	0	0	0
TEXANS	576	271	847	31.0	198.0	68	89	11	70	6	6
Opponents	642	333	975	31.0	242.0	61	99	16	87	12	5

MISCELLANEOUS TACKLES: D.Hopkins 6, W.Fuller V 4, L.Miller 2, R.Griffin 2, S.Anderson 2, J.Grimes 1, O.Aboushi 1, X.Su'a-Filo 1

MISCELLANEOUS FUMBLE RECOVERIES: L.Miller 2, B.Osweller 2, A.Hunt 1, C.Clark 1

SPECIAL TEAMS STATISTICS

PLAYER	Solo	Asst	Total	FF	FR	Blocked FG	Blocked PAT	Blocked Punt
R.Nelson Jr.	9	2	11	0	1	0	0	0
D.Jones	9	2	11	0	0	0	0	0
B.Peters	6	4	10	0	0	0	0	0
C.Moore	7	2	9	0	0	0	0	0
A.Dent	6	1	7	0	0	0	0	0
J.Grimes	6	1	7	1	0	0	0	0
A.Hunt	5	2	7	0	0	0	0	0
A.Blue	6	0	6	0	0	0	0	0
M.Bullough	5	1	6	0	0	0	0	0
C.James	6	0	6	0	0	0	0	0
T.Ervin	3	1	4	0	0	0	0	0
K.Johnson	4	0	4	0	0	0	0	0
J.Prosch	3	1	4	0	0	0	0	0
B.Scarlett	3	0	3	0	0	0	0	0
K.Dillon	3	0	3	0	0	0	0	0
E.Pleasant	2	1	3	0	0	0	0	0
J.Weeks	2	0	2	0	0	0	0	0
A.Hal	1	1	2	0	0	0	0	0
K.Mumphery	1	1	2	0	0	0	0	0
S.Lechler	1	1	2	0	0	0	0	0
S.Anderson	1	0	1	0	0	0	0	0
A.Bouye	0	1	1	0	0	0	0	0
N.Novak	1	0	1	0	0	0	0	0
W.Williams	0	0	0	0	1	0	0	0
TEXANS	90	22	112	1	2	0	0	0
Opponents	58	22	80	3	5	0	1	0

DEFENSIVE LEADERS

SACKS

Player	Sacks	Yards
W.Mercilus	53.0	7.5
J.Clowney	52.0	6.0
B.McKinney	129.0	5.0
J.Simon	51.0	3.5
J.Heath	8.0	2.0
J.Watt	8.0	1.5
A.Bouye	62.0	1.0
A.Hal	46.0	1.0
C.Covington	26.0	1.0
D.Reader	22.0	1.0
U.Kamalu	5.0	1.0
A.Smith	4.0	0.5
Totals	31.0	198.0

INTERCEPTIONS

Player	Int	Yards	Long
Q.Demps	6	54	19
A.Hal	2	36	24
A.Bouye	1	0	0
K.Jackson	1	42	42t
R.Nelson Jr.	1	0	0
Totals	11	132	42t

DEF. FUMBLES FORCED AND RECOVERED

Player	FF	FR
B.McKinney	1	0
Q.Demps	1	0
J.Simon	1	0
J.Joseph	1	0
W.Mercilus	1	4
J.Clowney	1	0
J.Watt	0	1
K.Johnson	0	1
Totals	6	6

QUARTERBACK HITS

Player	QBH
W.Mercilus	22
J.Clowney	17
B.McKinney	11
J.Simon	10
A.Smith	6
J.Watt	5
J.Heath	4
V.Wilfork	3
B.Cushing	2
C.Covington	2
D.Reader	2
A.Bouye	1
Q.Demps	1
A.Hal	1
E.Pleasant	1
U.Kamalu	1
Totals	89

PASSES DEFENSED

Player	PD
A.Bouye	16
Q.Demps	9
J.Joseph	9
A.Hal	7
E.Pleasant	5
K.Jackson	4
C.Moore	3
K.Johnson	3
B.McKinney	2
J.Clowney	2
J.Simon	2
R.Nelson Jr.	2
B.Cushing	1
W.Mercilus	1
C.Covington	1
D.Reader	1
V.Wilfork	1
C.James	1
Totals	70

TACKLES FOR LOSS

Player	TFL
J.Clowney	16
W.Mercilus	13
B.McKinney	8
J.Simon	4
K.Jackson	3
B.Cushing	2
A.Bouye	2
A.Hal	2
C.Covington	2
D.Reader	2
V.Wilfork	2
M.Bullough	2
J.Heath	2
U.Kamalu	2
Q.Demps	1
K.Johnson	1
E.Pleasant	1
B.Scarlett	1
J.Watt	1
B.Peters	1
Totals	68

2016 POSTSEASON STATISTICS (1-1)

Date	W/L	Score	Opponent	Attendance
1/7/2017	W	27-14	Oakland Raiders	71,790
1/14/2017	L	16-34	at New England Patriots	66,829

TEXANS STATISTICS	TEXANS	Opponents
TOTAL FIRST DOWNS	33	36
Rushing	11	9
Passing	17	23
Penalty	5	4
3rd Down: Made/Att	7/31	7/30
3rd Down Pct.	22.6%	23.3%
4th Down: Made/Att	0/0	1/2
4th Down Pct.	0.0%	50.0%
POSSESSION AVG.	33:00	27:01
TOTAL NET YARDS	576	580
Avg. Per Game	288.0	290.0
Total Plays	135	136
Avg. Per Play	4.3	4.3
NET YARDS RUSHING	228	162
Avg. Per Game	114.0	81.0
Total Rushes	67	48
NET YARDS PASSING	348	418
Avg. Per Game	174.0	209.0
Sacked/Yards Lost	3/17	5/30
Gross Yards	365	448
Attempts/Completions	65/37	83/36
Completion Pct.	56.9%	43.4%
Had Intercepted	3	5
PUNTS/AVERAGE	17/44.4	16/43.6
NET PUNTING AVG.	36.4	38.8
PENALTIES/YARDS	12/140	13/113
FUMBLES/BALL LOST	3/0	2/1
TOUCHDOWNS	4	6
Rushing	2	2
Passing	2	3
Returns	0	1

SCORE BY PERIODS	1	2	3	4	OT	Total
TEXANS	13	20	0	10	0	43
Opponents	21	3	7	17	0	48

SCORING	TD	Ru	Pa	Rt	PAT	FG	2PT	TP
N.Novak	0	0	0	0	4/4	5/5	0	19
L.Miller	1	1	0	0	0/0	0/0	0	6
B.Osweiler	1	1	0	0	0/0	0/0	0	6
D.Hopkins	1	0	1	0	0/0	0/0	0	6
C.Fiedorowicz	1	0	1	0	0/0	0/0	0	6
TEXANS	4	2	2	0	4/4	5/5	0	43
Opponents	6	2	3	1	6/6	2/2	0	48

2-Pt. Conversions: TEXANS: 0/0, Opponents: 0/0

SACKS: W.Mercilus 3.0, D.Reader 1.0, B.Cushing 1.0 TEXANS: 5.0, Opponents: 3.0

FUMBLES LOST: TEXANS: 0

OPP. FUMBLE RECOVERIES: E.Pleasant 1 TEXANS: 1

RUSHING	No.	Yds	Avg	Long	TD
L.Miller	50	147	2.9	19	1
J.Grimes	6	41	6.8	12	0
B.Osweiler	7	33	4.7	18	1
A.Blue	3	6	2.0	4	0
J.Prosch	1	1	1.0	1	0
TEXANS	67	228	3.4	19	2
Opponents	48	162	3.4	18	2

RECEIVING	No.	Yds	Avg	Long	TD
D.Hopkins	11	132	12.0	38	1
W.Fuller V	7	53	7.6	19	0
C.Fiedorowicz	5	71	14.2	18	1
J.Grimes	4	43	10.8	15	0
L.Miller	4	15	3.8	6	0
R.Griffin	3	29	9.7	13	0
A.Hunt	2	15	7.5	13	0
K.Mumphery	1	7	7.0	7	0
S.Anderson	0	0	0	0	0
TEXANS	37	365	9.9	38	2
Opponents	36	448	12.4	48	3

INTERCEPTIONS	No.	Yds	Avg	Long	TD
A.Bouye	2	13	6.5	7	0
C.Moore	1	20	20.0	20	0
A.Hal	1	6	6.0	6	0
J.Clowney	1	3	3.0	3	0
TEXANS	5	42	8.4	20	0
Opponents	3	58	19.3	31	0

PUNTING	No.	Yds	Avg	Net	TB	In	Lg	B
S.Lechler	17	755	44.4	36.4	2	7	63	0
TEXANS	17	755	44.4	36.4	2	7	63	0
Opponents	16	697	43.6	38.8	1	6	62	0

PUNT RETURNS	Ret	FC	Yds	Avg	Long	TD
T.Ervin	4	2	23	5.8	16	0
W.Fuller V	2	1	34	17.0	18	0
TEXANS	6	3	57	9.5	18	0
Opponents	10	5	96	9.6	37	0

KICKOFF RETURNS	No.	Yds	Avg	Long	TD
A.Hunt	3	57	19.0	22	0
A.Blue	1	15	15.0	15	0
T.Ervin	1	14	14.0	14	0
W.Fuller V	1	12	12.0	12	0
TEXANS	6	98	16.3	22	0
Opponents	6	185	30.8	98t	1

FIELD GOALS	1-19	20-29	30-39	40-49	50+
N.Novak	0/0	1/1	2/2	1/1	1/1
TEXANS	0/0	1/1	2/2	1/1	1/1
Opponents	1/1	0/0	0/0	1/1	0/0

N.Novak: (50G,38G)(33G,27G,46G)
Opponents: 0(19G,43G)

PASSING	Att	Comp	Yds	Cmp%	Yds/Att	TD	TD%	Int	Int%	Long	Sack/Lost	Rating
B.Osweiler	65	37	365	56.9%	5.6	2	3.1%	3	4.6%	38	3/17	63.9
TEXANS	65	37	365	56.9%	5.6	2	3.1%	3	4.6%	38	3/17	63.9
Opponents	83	36	448	43.4%	5.4	3	3.6%	5	6.0%	48	5/30	47.7

2016 POSTSEASON DEFENSIVE / SPECIAL TEAMS STATISTICS (1-1)

DEFENSIVE STATISTICS

PLAYER	Solo	Asst	Total	Sk	Sk Yds	TFL	QBH	Int	PD	FF	FR
J. Joseph	14	0	14	0.0	0.0	0	0	0	3	0	0
A. Hal	7	5	12	0.0	0.0	0	0	1	3	0	0
B. McKinney	6	6	12	0.0	0.0	0	0	0	2	0	0
W. Mercilus	7	4	11	3.0	20.0	4	5	0	1	0	0
K. Jackson	4	4	8	0.0	0.0	0	0	0	0	0	0
B. Cushing	3	5	8	1.0	4.0	2	1	0	0	0	0
C. Moore	6	1	7	0.0	0.0	0	0	1	3	0	0
A. Bouye	5	2	7	0.0	0.0	0	0	2	6	1	0
E. Pleasant	1	3	4	0.0	0.0	0	0	0	0	0	0
J. Clowney	3	0	3	0.0	0.0	1	2	1	2	0	0
R. Nelson Jr.	3	0	3	0.0	0.0	0	0	0	1	0	0
D. Reader	2	1	3	1.0	6.0	1	1	0	0	0	0
J. Heath	2	0	2	0.0	0.0	0	0	0	0	0	0
Q. Demps	2	0	2	0.0	0.0	0	0	0	0	0	0
C. Covington	1	1	2	0.0	0.0	0	2	0	0	0	0
A. Smith	1	0	1	0.0	0.0	1	0	0	0	0	0
A. Dent	0	1	1	0.0	0.0	0	0	0	0	0	0
V. Wilfork	0	1	1	0.0	0.0	0	0	0	0	0	0
TEXANS	67	34	101	5.0	30.0	9	11	5	21	1	0
Opponents	79	47	126	3.0	17.0	9	6	3	12	0	0

MISCELLANEOUS TACKLES: D. Hopkins 1, X. Su'a-Filo 1

MISCELLANEOUS FUMBLE RECOVERIES: B. Osweiler 1

SPECIAL TEAMS STATISTICS

PLAYER	Solo	Asst	Total	FF	FR	Blocked FG	Blocked PAT	Blocked Punt
A. Dent	1	2	3	1	0	0	0	0
C. Moore	2	0	2	0	0	0	0	0
B. Peters	2	0	2	0	0	0	0	0
D. Jones	2	0	2	0	0	0	0	0
S. Anderson	1	1	2	0	0	0	0	0
S. Lechler	1	0	1	0	0	0	0	0
J. Grimes	1	0	1	0	0	0	0	0
B. Scarlett	1	0	1	0	0	0	0	0
A. Hunt	1	0	1	0	0	0	0	0
E. Pleasant	0	0	0	0	2	0	0	0
T. Ervin	0	0	0	0	1	0	0	0
TEXANS	12	3	15	1	3	0	0	0
Opponents	9	8	17	0	0	0	0	0

DEFENSIVE LEADERS

SACKS

Player	Sacks	Yards
W. Mercilus	3.0	17.0
D. Reader	1.0	6.0
B. Cushing	1.0	4.0
Totals	3.0	30.0

INTERCEPTIONS

Player	Int	Yards	Long
A. Bouye	2	13	7
J. Clowney	1	3	3
A. Hal	1	6	6
C. Moore	1	20	20
Totals	5	42	20

DEF. FUMBLES FORCED AND RECOVERED

Player	FF	FR
A. Bouye	1	0
Totals	1	0

QUARTERBACK HITS

Player	QBH
W. Mercilus	5
J. Clowney	2
C. Covington	2
B. Cushing	1
D. Reader	1
Totals	11

PASSES DEFENSED

Player	PD
A. Bouye	6
J. Joseph	3
A. Hal	3
C. Moore	3
B. McKinney	2
J. Clowney	2
W. Mercilus	1
R. Nelson Jr.	1
Totals	21

TACKLES FOR LOSS

Player	TFL
W. Mercilus	4
B. Cushing	2
J. Clowney	1
D. Reader	1
A. Smith	1
Totals	9

2016 PLAYER PARTICIPATION

Name	9/11 vs. CHI	9/18 vs. KC	9/22 at NE	10/4 vs. TEN	10/9 at MIN	10/16 vs. IND	10/24 at DEN	10/30 vs. DET	11/13 at JAX	11/21 at OAK	11/27 vs. SD	12/4 at GB	12/11 at IND	12/18 vs. JAX	12/24 vs. CIN	1/1/17 at TEN	Reg. Season GP-GS-DNP-IA	1/7/17 vs. OAK	1/14/17 at NE	Postseason GP-GS-DNP-IA
Aboushi, Oday	IA	IA	IA	IA	IA	IA	IA	IA	DNP	IA	IA	IA	LG	RG	IA	SUB	4-3-1-11	SUB	SUB	2-0-0-0
Allen, Jeff	RG	RG	RG	RG	RG	RG	IA	RG	RG	RG	RG	RG	RG	IA	RG	RG	14-14-0-2	RG	RG	2-2-0-0
Anderson, Stephen	SUB	SUB	SUB	IA	IA	IA	SUB	SUB	SUB	SUB	SUB	SUB	SUB	SUB	SUB	SUB	13-0-0-3	SUB	SUB	2-0-0-0
Bergstrom, Tony	SUB	SUB	DNP	SUB	SUB	SUB	SUB	SUB	SUB	SUB	SUB	SUB	SUB	SUB	SUB	SUB	15-0-1-0	SUB	SUB	2-0-0-0
Blue, Alfred	SUB	SUB	SUB	SUB	SUB	SUB	SUB	SUB	SUB	IA	IA	SUB	SUB	SUB	RB	RB	14-2-0-2	SUB	SUB	2-0-0-0
Bouye, A.J.	SUB	SUB	SUB	SUB	CB	RCB	LCB	RCB	IA	RCB	RCB	RCB	RCB	RCB	RCB	RCB	15-11-0-1	RCB	RCB	2-2-0-0
Brown, Duane	IA	IA	IA	IA	LT	LT	LT	LT	LT	LT	LT	LT	LT	LT	LT	LT	12-12-0-4	LT	LT	2-2-0-0
Bullough, Max	SUB	MIKE	MIKE	SUB	SUB	SUB	SUB	SUB	SUB	SUB	SUB	SUB	SUB	SUB	SUB	MIKE	16-3-0-0	IA	IA	0-0-0-2
Clark, Chris	LT	LT	LT	LT	SUB	RT	SUB	RT	RT	RT	RT	RT	RT	RT	RT	RT	16-14-0-0	RT	RT	2-2-0-0
Clowney, Jadeveon	RDE	LDE	RDE	RDE	RDE	RDE	RDE	RDE	RDE	RDE	JACK	IA	RDE	JACK	JACK	IA	14-14-0-2	JACK	RDE	2-2-0-0
Covington, Christian	SUB	SUB	SUB	LDE	LDE	LDE	LDE	SUB	SUB	SUB	SUB	RDE	SUB	SUB	SUB	SUB	16-5-0-0	SUB	SUB	2-0-0-0
Cushing, Brian	MIKE	IA	IA	MIKE	MIKE	MIKE	MIKE	MIKE	MIKE	MIKE	MIKE	MIKE	MIKE	MIKE	MIKE	IA	13-13-0-3	MIKE	MIKE	2-2-0-0
Demps, Quintin	SS	SS	SS	SS	SS	IA	IA	IA	SS	SS	SS	SS	SS	SS	SS	SS	13-13-0-3	SS	IA	1-1-0-1
Dent, Akeem	SUB	SUB	SUB	SUB	SUB	SUB	SUB	SUB	SUB	SUB	SUB	SUB	JACK	SAM	SUB	JACK	16-3-0-0	SUB	SUB	2-0-0-0
Ervin, Tyler	SUB	SUB	SUB	SUB	SUB	SUB	SUB	SUB	SUB	SUB	IA	IA	IA	DNP	SUB	SUB	12-0-1-3	SUB	SUB	2-0-0-0
Fedorowicz, C.J.	TE	TE	TE	TE	TE	TE	TE	TE	TE	TE	TE	TE	TE	IA	TE	TE	15-15-0-1	TE	TE	2-2-0-0
Fuller V. Will	WR	WR	WR	WR	WR	DNP	WR	WR	IA	SUB	WR	WR	WR	WR	WR	WR	14-13-1-1	WR	WR	2-2-0-0
Griffin, Ryan	SUB	SUB	SUB	SUB	TE	SUB	SUB	SUB	TE	TE	SUB	SUB	SUB	TE	SUB	TE	16-5-0-0	SUB	TE	2-1-0-0
Grimes, Jonathan	SUB	SUB	SUB	IA	IA	IA	IA	SUB	IA	IA	SUB	SUB	SUB	SUB	SUB	SUB	10-0-0-6	SUB	SUB	2-0-0-0
Hal, Andre	FS	FS	FS	FS	FS	FS	FS	FS	FS	FS	FS	DNP	SUB	SUB	SUB	SUB	15-11-0-1	FS	FS	2-2-0-0
Heath, Joel	IA	IA	SUB	IA	SUB	SUB	IA	SUB	LDE	LDE	RDE	SUB	SUB	LDE	LDE	LDE	12-6-0-4	SUB	SUB	2-0-0-0
Hopkins, DeAndre	WR	WR	WR	WR	WR	WR	WR	WR	WR	WR	WR	WR	WR	WR	WR	WR	16-16-0-0	WR	WR	2-2-0-0
Hunt, Akeem	PS	PS	PS	PS	PS	PS	PS	PS	SUB	SUB	SUB	SUB	SUB	SUB	SUB	SUB	8-0-0-0	SUB	SUB	2-0-0-0
Jackson, Kareem	RCB	RCB	RCB	RCB	IA	IA	RCB	CB	RCB	CB	SUB	CB	LCB	LCB	LCB	LCB	14-13-0-2	CB	CB	2-2-0-0
Jones, Don	NWT	NWT	NWT	NWT	NWT	NWT	SUB	SUB	SUB	SUB	SUB	SUB	SUB	IA	SUB	SUB	13-0-0-1	SUB	SUB	2-0-0-0
Joseph, Johnathan	LCB	LCB	LCB	LCB	LCB	LCB	SUB	LCB	LCB	LCB	LCB	LCB	IA	IA	SUB	IA	13-11-0-3	LCB	LCB	2-2-0-0
Kamalu, Ufomba	PS	PS	PS	PS	PS	PS	PS	PS	PS	PS	SUB	JACK	IA	SUB	IA	SUB	4-1-0-2	IA	IA	0-0-0-2
Lamm, Kendall	SUB	SUB	DNP	T	SUB	T	T	SUB	SUB	SUB	SUB	SUB	SUB	SUB	SUB	SUB	15-2-1-0	SUB	SUB	2-0-0-0
Lechler, Shane	SUB	SUB	SUB	SUB	SUB	SUB	SUB	SUB	SUB	SUB	SUB	SUB	SUB	SUB	SUB	SUB	16-0-0-0	SUB	SUB	2-0-0-0
Mancz, Greg	C	C	C	C	C	C	C	C	C	C	C	C	C	C	C	C	16-16-0-0	C	C	2-2-0-0
McKinney, Benardrick	WILL	WILL	WILL	WILL	WILL	WILL	WILL	WILL	WILL	WILL	WILL	WILL	WILL	WILL	WILL	WILL	16-16-0-0	WILL	WILL	2-2-0-0
Mercilus, Whitney	SAM	SAM	SAM	SAM	SAM	SAM	SAM	SAM	SAM	SAM	SAM	SAM	SAM	IA	SAM	SAM	15-15-0-1	SAM	SAM	2-2-0-0
Miller, Lamar	RB	RB	RB	RB	RB	RB	RB	RB	RB	RB	RB	RB	RB	RB	IA	IA	14-14-0-2	RB	RB	2-2-0-0
Moore, Corey	SUB	SUB	SUB	SUB	SUB	SS	SS	SS	SUB	SUB	SUB	FS	FS	FS	FS	FS	16-8-0-0	SUB	SS	2-1-0-0
Mumphery, Keith	IA	IA	SUB	SUB	IA	SUB	IA	IA	SUB	SUB	SUB	SUB	WR	WR	WR	SUB	11-3-0-5	WR	SUB	2-1-0-0
Nelson Jr., Robert	PS	PS	PS	PS	PS	SUB	SUB	SUB	SUB	SUB	SUB	SUB	SUB	SUB	SUB	SUB	11-0-0-0	SUB	SUB	2-0-0-0
Novak, Nick	SUB	SUB	SUB	SUB	SUB	SUB	SUB	SUB	SUB	SUB	SUB	SUB	SUB	SUB	SUB	SUB	16-0-0-0	SUB	SUB	2-0-0-0
Osweiler, Brock	QB	QB	QB	QB	QB	QB	QB	QB	QB	QB	QB	QB	QB	QB	DNP	SUB	15-14-1-0	QB	QB	2-2-0-0
Peters, Brian	SUB	SUB	SUB	SUB	SUB	IA	IA	IA	IA	SUB	SUB	SUB	SUB	SUB	SUB	SUB	12-0-0-4	SUB	SUB	2-0-0-0
Pleasant, Eddie	SUB	IA	IA	SUB	SUB	SUB	SUB	SUB	SUB	SUB	SUB	SUB	SUB	SUB	SUB	SUB	14-0-0-2	SUB	SUB	2-0-0-0
Prosch, Jay	SUB	SUB	SUB	SUB	SUB	SUB	SUB	FB	SUB	SUB	SUB	SUB	SUB	SUB	SUB	IA	15-1-0-1	SUB	SUB	2-0-0-0
Reader, D.J.	SUB	SUB	SUB	SUB	SUB	SUB	SUB	LDE	NT	SUB	LDE	SUB	LDE	RDE	RDE	RDE	16-7-0-0	RDE	LDE	2-2-0-0
Rice, Denzel	NWT	NWT	NWT	NWT	NWT	NWT	PS	PS	PS	PS	PS	PS	SUB	SUB	IA	SUB	3-0-0-1	IA	SUB	1-0-0-1
Savage, Tom	DNP	DNP	DNP	DNP	DNP	DNP	DNP	DNP	DNP	DNP	DNP	IA	IA	SUB	QB	QB	3-2-11-2	IA	DNP	0-0-1-1
Scarlett, Brennan	IA	SUB	SUB	SUB	SUB	SUB	IR	IR	IR	IR	IR	IR	IR	IR	IR	SUB	7-0-0-2	SUB	SUB	2-0-0-0
Simon, John	JACK	JACK	JACK	SUB	SUB	SUB	JACK	SUB	JACK	SUB	IA	IA	IA	IA	SUB	IA	11-5-0-5	IA	IA	0-0-0-2
Smith, Antonio	NWT	NWT	NWT	SUB	SUB	SUB	SUB	SUB	SUB	SUB	SUB	SUB	SUB	SUB	SUB	SUB	13-0-0-0	SUB	SUB	2-0-0-0
Su'a-Filo, Xavier	LG	LG	LG	LG	LG	LG	LG	LG	LG	LG	LG	LG	LG	LG	LG	LG	16-15-0-0	LG	LG	2-2-0-0
Walker, Josh	NWT	NWT	NWT	NWT	NWT	NWT	NWT	PS	DNP	IA	IA	IA	IA	SUB	IA	DNP	1-0-2-5	IA	IA	0-0-0-2
Weeden, Brandon	IA	IA	IA	IA	IA	IA	IA	IA	IA	IA	IA	DNP	DNP	IA	IA	IA	0-0-2-14	DNP	IA	0-0-1-1
Weeks, Jon	SUB	SUB	SUB	SUB	SUB	SUB	SUB	SUB	SUB	SUB	SUB	SUB	SUB	SUB	SUB	SUB	16-0-0-0	SUB	SUB	2-0-0-0
Wilfork, Vince	NT	NT	NT	NT	NT	NT	NT	NT	IA	NT	NT	NT	NT	NT	NT	NT	15-15-0-1	NT	NT	2-2-0-0
Williams, Wendall	NWT	NWT	NWT	NWT	NWT	NWT	NWT	NWT	PS	PS	PS	PS	PS	PS	SUB	SUB	3-0-0-0	IA	IA	0-0-0-2
Adams, Jeff	NWT	NWT	NWT	NWT	NWT	NWT	NWT	NWT	IA	PS	PS	PS	PS	PS	PS	PS	0-0-0-1	PS	PS	0-0-0-0
Allen, RaShaun	NWT	NWT	NWT	NWT	NWT	NWT	NWT	NWT	PS	PS	PS	PS	PS	PS	PS	PS	0-0-0-0	PS	PS	0-0-0-0
Dunn, Brandon	PS	PS	PS	PS	IA	PS	SUB	IA	SUB	IA	NWT	PS	PS	PS	PS	PS	2-0-0-3	PS	PS	0-0-0-0
Gibson, Laurence	NWT	NWT	NWT	NWT	NWT	NWT	NWT	NWT	NWT	NWT	NWT	NWT	NWT	NWT	PS	PS	0-0-0-0	PS	PS	0-0-0-0
Hilliard, Kenny	NWT	NWT	NWT	NWT	NWT	NWT	NWT	NWT	NWT	PS	PS	PS	PS	PS	PS	PS	0-0-0-0	PS	PS	0-0-0-0
Jones, Tevin	NWT	NWT	NWT	NWT	NWT	NWT	NWT	NWT	NWT	NWT	NWT	NWT	NWT	PS	PS	PS	0-0-0-0	PS	PS	0-0-0-0
Lee, Eric	PS	PS	PS	PS	PS	PS	PS	PS	PS	PS	PS	PS	PS	PS	PS	PS	0-0-0-0	PS	PS	0-0-0-0
Pettinato, Dan	NWT	NWT	NWT	NWT	PS	PS	PS	PS	PS	PS	PS	PS	PS	PS	PS	PS	0-0-0-0	PS	PS	0-0-0-0
Rashad, Shakeel	PS	PS	PS	PS	PS	PS	PS	PS	PS	PS	PS	PS	PS	PS	PS	PS	0-0-0-0	PS	PS	0-0-0-0
Slade, Chad	PS	PS	PS	PS	PS	PS	PS	PS	PS	PS	PS	PS	PS	PS	PS	PS	0-0-0-0	PS	PS	0-0-0-0
Ballentine, Lonnie	PUP	PUP	PUP	PUP	PUP	PUP	SUB	SUB	IR	IR	IR	IR	IR	IR	IR	IR	2-0-0-0	IR	IR	0-0-0-0
Dillon, K.J.	IA	SUB	SUB	SUB	SUB	SUB	IR	IR	IR	IR	IR	IR	IR	IR	IR	IR	5-0-0-1	IR	IR	0-0-0-0
Drummond, Kurtis	IR	IR	IR	IR	IR	IR	IR	IR	IR	IR	IR	IR	IR	IR	IR	IR	0-0-0-0	IR	IR	0-0-0-0
Fairbairn, Ka'imi	IR	IR	IR	IR	IR	IR	IR	IR	IR	IR	IR	IR	IR	IR	IR	IR	0-0-0-0	IR	IR	0-0-0-0
Johnson, Kevin	SUB	SUB	SUB	CB	RCB	CB	IR	IR	IR	IR	IR	IR	IR	IR	IR	IR	6-3-0-0	IR	IR	0-0-0-0
Martin, Nick	IR	IR	IR	IR	IR	IR	IR	IR	IR	IR	IR	IR	IR	IR	IR	IR	0-0-0-0	IR	IR	0-0-0-0
Miller, Braxton	WR	WR	IA	IA	SUB	SUB	SUB	SUB	WR	WR	WR	WR	IA	IR	IR	IR	10-6-0-3	IR	IR	0-0-0-0
Newton, Derek	RT	RT	RT	RT	RT	DNP	RT	IR	IR	IR	IR	IR	IR	IR	IR	IR	6-6-1-0	IR	IR	0-0-0-0
Rivers, Gerald	IR	IR	IR	IR	IR	IR	IR	IR	IR	IR	IR	IR	IR	IR	IR	IR	0-0-0-0	IR	IR	0-0-0-0
Still, Devon	SUB	SUB	IA	SUB	IR	IR	IR	IR	IR	IR	IR	IR	IR	IR	IR	IR	3-0-0-1	IR	IR	0-0-0-0
Strong, Jaelen	SUB	SUB	WR	SUB	SUB	WR	SUB	SUB	IA	IA	IA	IA	IR	IR	IR	IR	8-2-0-4	IR	IR	0-0-0-0
Washington Jr., Tony	IR	IR	IR	IR	IR	IR	IR	IR	IR	IR	IR	IR	IR	IR	IR	IR	0-0-0-0	IR	IR	0-0-0-0
Watt, J.J.	LDE	RDE	LDE	IR	IR	IR	IR	IR	IR	IR	IR	IR	IR	IR	IR	IR	3-3-0-0	IR	IR	0-0-0-0
Quessenberry, David	NFILL	NFILL	NFILL	NFILL	NFILL	NFILL	NFILL	NFILL	NFILL	NFILL	NFILL	NFILL	NFILL	NFILL	NFILL	NFILL	0-0-0-0	NFILL	NFILL	0-0-0-0
Bundrage, Quenton	PS	PS	PS	PS	PS	PS	PS	PS	PSI	PSI	PSI	PSI	PSI	PSI	PSI	PSI	0-0-0-0	PSI	PSI	0-0-0-0
Cheek, Joseph	PS	PS	PS	PS	PS	PS	PS	NWT	NWT	NWT	NWT	NWT	NWT	NWT	NWT	NWT	0-0-0-0	NWT	NWT	0-0-0-0
Freeman, Dalton	IR	NWT	NWT	NWT	NWT	NWT	NWT	NWT	NWT	NWT	NWT	NWT	NWT	NWT	NWT	NWT	0-0-0-0	NWT	NWT	0-0-0-0
James, Charles	SUB	SUB	SUB	SUB	SUB	SUB	SUB	SUB	SUB	SUB	SUB	SUB	NWT	NWT	NWT	NWT	12-0-0-0	NWT	NWT	0-0-0-0
Shabazz, Al-Haji	N																			

STARTERS / INACTIVES / CAPTAINS

STARTERS - OFFENSE

	WR	LT	LG	C	RG	RT	TE	WR	RB	QB	FB
9/11 CHICAGO	D. Hopkins	C. Clark	X. Su'a-Filo	G. Mancz	J. Allen	D. Newton	C. Fiedorowicz	W. Fuller V	L. Miller	B. Osweiler	B. Miller (WR)
9/18 KANSAS CITY	D. Hopkins	C. Clark	X. Su'a-Filo	G. Mancz	J. Allen	D. Newton	C. Fiedorowicz	W. Fuller V	L. Miller	B. Osweiler	B. Miller (WR)
9/22 at New England	D. Hopkins	C. Clark	X. Su'a-Filo	G. Mancz	J. Allen	D. Newton	C. Fiedorowicz	W. Fuller V	L. Miller	B. Osweiler	J. Strong (WR)
10/2 TENNESSEE	D. Hopkins	C. Clark	X. Su'a-Filo	G. Mancz	J. Allen	D. Newton	C. Fiedorowicz	W. Fuller V	L. Miller	B. Osweiler	K. Lamm (T)
10/9 at Minnesota	D. Hopkins	D. Brown	X. Su'a-Filo	G. Mancz	J. Allen	D. Newton	C. Fiedorowicz	W. Fuller V	L. Miller	B. Osweiler	R. Griffin (TE)
10/16 INDIANAPOLIS	D. Hopkins	D. Brown	X. Su'a-Filo	G. Mancz	O. Aboushi	C. Clark	C. Fiedorowicz	J. Strong	L. Miller	B. Osweiler	K. Lamm (T)
10/24 at Denver	D. Hopkins	D. Brown	X. Su'a-Filo	G. Mancz	J. Allen	D. Newton	C. Fiedorowicz	W. Fuller V	L. Miller	B. Osweiler	K. Lamm (T)
10/30 DETROIT	D. Hopkins	D. Brown	X. Su'a-Filo	G. Mancz	J. Allen	C. Clark	C. Fiedorowicz	W. Fuller V	L. Miller	B. Osweiler	J. Prosch
11/13 at Jacksonville	D. Hopkins	D. Brown	X. Su'a-Filo	G. Mancz	J. Allen	C. Clark	C. Fiedorowicz	B. Miller	L. Miller	B. Osweiler	R. Griffin (TE)
11/21 at Oakland	D. Hopkins	D. Brown	X. Su'a-Filo	G. Mancz	J. Allen	C. Clark	C. Fiedorowicz	B. Miller	L. Miller	B. Osweiler	R. Griffin (TE)
11/27 SAN DIEGO	D. Hopkins	D. Brown	X. Su'a-Filo	G. Mancz	J. Allen	C. Clark	C. Fiedorowicz	W. Fuller V	L. Miller	B. Osweiler	B. Miller (WR)
12/4 at Green Bay	D. Hopkins	D. Brown	X. Su'a-Filo	G. Mancz	J. Allen	C. Clark	C. Fiedorowicz	W. Fuller V	L. Miller	B. Osweiler	B. Miller (WR)
12/11 at Indianapolis	D. Hopkins	D. Brown	O. Aboushi	G. Mancz	J. Allen	C. Clark	C. Fiedorowicz	W. Fuller V	L. Miller	B. Osweiler	K. Mumphery (WR)
12/18 JACKSONVILLE	D. Hopkins	D. Brown	X. Su'a-Filo	G. Mancz	O. Aboushi	C. Clark	R. Griffin	W. Fuller V	L. Miller	B. Osweiler	K. Mumphery (WR)
12/24 CINCINNATI	D. Hopkins	D. Brown	X. Su'a-Filo	G. Mancz	J. Allen	C. Clark	C. Fiedorowicz	W. Fuller V	A. Blue	T. Savage	K. Mumphery (WR)
1/1/17 at Tennessee	D. Hopkins	D. Brown	X. Su'a-Filo	G. Mancz	J. Allen	C. Clark	C. Fiedorowicz	W. Fuller V	A. Blue	T. Savage	R. Griffin (TE)
1/7/17 OAKLAND	D. Hopkins	D. Brown	X. Su'a-Filo	G. Mancz	J. Allen	C. Clark	C. Fiedorowicz	W. Fuller V	L. Miller	B. Osweiler	K. Mumphery (WR)
1/14/17 at New England	D. Hopkins	D. Brown	X. Su'a-Filo	G. Mancz	J. Allen	C. Clark	C. Fiedorowicz	W. Fuller V	L. Miller	B. Osweiler	R. Griffin (TE)

STARTERS - DEFENSE

	LDE	NT	RDE	JACK	WILL	MIKE	SAM	LCB	FS	SS	RCB
9/11 CHICAGO	J. Watt	V. Wilfork	J. Clowney	J. Simon	B. McKinney	B. Cushing	W. Mercilus	J. Joseph	A. Hal	Q. Demps	K. Jackson
9/18 KANSAS CITY	J. Clowney	V. Wilfork	J. Watt	J. Simon	B. McKinney	M. Bullough	W. Mercilus	J. Joseph	A. Hal	Q. Demps	K. Jackson
9/22 at New England	J. Watt	V. Wilfork	J. Clowney	J. Simon	B. McKinney	M. Bullough	W. Mercilus	J. Joseph	A. Hal	Q. Demps	K. Jackson
10/2 TENNESSEE	C. Covington	V. Wilfork	J. Clowney	K. Johnson (CB)	B. McKinney	B. Cushing	W. Mercilus	J. Joseph	A. Hal	Q. Demps	K. Jackson
10/9 at Minnesota	C. Covington	V. Wilfork	J. Clowney	A. Bouye (CB)	B. McKinney	B. Cushing	W. Mercilus	J. Joseph	A. Hal	Q. Demps	K. Johnson
10/16 INDIANAPOLIS	C. Covington	V. Wilfork	J. Clowney	K. Johnson (CB)	B. McKinney	B. Cushing	W. Mercilus	J. Joseph	A. Hal	C. Moore	A. Bouye
10/24 at Denver	C. Covington	V. Wilfork	J. Clowney	J. Simon	B. McKinney	B. Cushing	W. Mercilus	A. Bouye	A. Hal	C. Moore	K. Jackson
10/30 DETROIT	D. Reader	V. Wilfork	J. Clowney	K. Jackson (CB)	B. McKinney	B. Cushing	W. Mercilus	J. Joseph	A. Hal	C. Moore	A. Bouye
11/13 at Jacksonville	J. Heath	D. Reader	J. Clowney	J. Simon	B. McKinney	B. Cushing	W. Mercilus	J. Joseph	A. Hal	Q. Demps	K. Jackson
11/21 at Oakland	J. Heath	V. Wilfork	J. Clowney	K. Jackson (CB)	B. McKinney	B. Cushing	W. Mercilus	J. Joseph	A. Hal	Q. Demps	A. Bouye
11/27 SAN DIEGO	D. Reader	V. Wilfork	J. Heath	J. Clowney	B. McKinney	B. Cushing	W. Mercilus	J. Joseph	A. Hal	Q. Demps	A. Bouye
12/4 at Green Bay	K. Jackson (CB)	V. Wilfork	C. Covington	U. Kamalu	B. McKinney	B. Cushing	W. Mercilus	J. Joseph	C. Moore	Q. Demps	A. Bouye
12/11 at Indianapolis	D. Reader	V. Wilfork	J. Clowney	A. Dent	B. McKinney	B. Cushing	W. Mercilus	K. Jackson	C. Moore	Q. Demps	A. Bouye
12/18 JACKSONVILLE	J. Heath	V. Wilfork	D. Reader	J. Clowney	B. McKinney	B. Cushing	A. Dent	K. Jackson	C. Moore	Q. Demps	A. Bouye
12/24 CINCINNATI	J. Heath	V. Wilfork	D. Reader	J. Clowney	B. McKinney	B. Cushing	W. Mercilus	K. Jackson	C. Moore	Q. Demps	A. Bouye
1/1/17 at Tennessee	J. Heath	V. Wilfork	D. Reader	A. Dent	B. McKinney	M. Bullough	W. Mercilus	K. Jackson	C. Moore	Q. Demps	A. Bouye
1/7/17 OAKLAND	K. Jackson (CB)	V. Wilfork	D. Reader	J. Clowney	B. McKinney	B. Cushing	W. Mercilus	J. Joseph	A. Hal	Q. Demps	A. Bouye
1/14/17 at New England	D. Reader	V. Wilfork	J. Clowney	K. Jackson (CB)	B. McKinney	B. Cushing	W. Mercilus	J. Joseph	A. Hal	C. Moore	A. Bouye

INACTIVES

	1	2	3	4	5	6	7	1	2	3	4	5	6
9/11 CHICAGO	O. Aboushi	D. Brown	K. Dillon	J. Heath	K. Mumphery	B. Scarlett	B. Weeden	J. Joseph	S. Lechler	B. Osweiler	V. Wilfork		
9/18 KANSAS CITY	O. Aboushi	D. Brown	B. Cushing	J. Heath	K. Mumphery	E. Pleasant	B. Weeden	J. Allen	D. Brown	B. Cushing	S. Lechler	J. Watt	
9/22 at New England	O. Aboushi	D. Brown	B. Cushing	B. Miller	E. Pleasant	D. Still	B. Weeden	D. Hopkins	S. Lechler	B. Osweiler	J. Watt	V. Wilfork	
10/2 TENNESSEE	O. Aboushi	S. Anderson	D. Brown	J. Grimes	J. Heath	B. Miller	B. Weeden	B. Cushing	K. Jackson	S. Lechler	W. Mercilus	D. Newton	B. Osweiler
10/9 at Minnesota	O. Aboushi	S. Anderson	B. Dunn	J. Grimes	K. Jackson	K. Mumphery	B. Weeden	D. Brown	B. Cushing	S. Lechler	B. Osweiler	B. Peters	V. Wilfork
10/16 INDIANAPOLIS	J. Allen	S. Anderson	Q. Demps	J. Grimes	K. Jackson	B. Peters	B. Weeden	D. Brown	B. Cushing	J. Joseph	S. Lechler	B. Osweiler	
10/24 at Denver	O. Aboushi	Q. Demps	J. Grimes	J. Heath	K. Mumphery	B. Peters	B. Weeden	C. Clark	B. Cushing	J. Joseph	S. Lechler	L. Miller	B. Osweiler
10/30 DETROIT	O. Aboushi	J. Adams	Q. Demps	B. Dunn	K. Mumphery	B. Peters	B. Weeden	D. Brown	M. Bullough	B. Cushing	S. Lechler	W. Mercilus	B. Osweiler
11/13 at Jacksonville	A. Bouye	W. Fuller V	J. Grimes	B. Peters	J. Strong	B. Weeden	V. Wilfork	D. Brown	B. Cushing	J. Joseph	S. Lechler	B. Osweiler	
11/21 at Oakland	O. Aboushi	A. Blue	B. Dunn	J. Grimes	J. Strong	J. Walker	B. Weeden	D. Brown	B. Cushing	J. Joseph	S. Lechler	B. Osweiler	A. Smith
11/27 SAN DIEGO	O. Aboushi	A. Blue	T. Ervin	J. Simon	J. Strong	J. Walker	B. Weeden	D. Brown	B. Cushing	D. Hopkins	J. Joseph	S. Lechler	B. Osweiler
12/4 at Green Bay	O. Aboushi	J. Clowney	T. Ervin	T. Savage	J. Simon	J. Strong	J. Walker	D. Brown	B. Cushing	J. Joseph	S. Lechler	B. Osweiler	V. Wilfork
12/11 at Indianapolis	T. Ervin	J. Joseph	U. Kamalu	B. Miller	T. Savage	J. Simon	J. Walker	D. Brown	B. Cushing	S. Lechler	W. Mercilus	B. Osweiler	V. Wilfork
12/18 JACKSONVILLE	J. Allen	C. Fiedorowicz	D. Jones	J. Joseph	W. Mercilus	J. Simon	B. Weeden	D. Brown	K. Jackson	S. Lechler	B. Osweiler	V. Wilfork	
12/24 CINCINNATI	O. Aboushi	U. Kamalu	L. Miller	D. Rice	B. Scarlett	J. Walker	B. Weeden	D. Brown	B. Cushing	J. Joseph	S. Lechler		
1/1/17 at Tennessee	J. Clowney	B. Cushing	J. Joseph	L. Miller	J. Prosch	J. Simon	B. Weeden	D. Brown	B. Cushing	Q. Demps	S. Lechler		
1/7/17 OAKLAND	M. Bullough	U. Kamalu	D. Rice	T. Savage	J. Simon	J. Walker	W. Williams	D. Brown	B. Cushing	J. Joseph	S. Lechler		
1/14/17 at New England	M. Bullough	Q. Demps	U. Kamalu	J. Simon	J. Walker	B. Weeden	W. Williams	D. Brown	B. Cushing	J. Joseph	S. Lechler	V. Wilfork	

Bold underline denotes rookie

2016 HIGHS & LOWS / RECORD WHEN

TEAM SEASON HIGHS AND LOWS

	Texans		Opponents	
	High	Low	High	Low
Points	27 vs. TEN	0 at NE	31 at MIN	10 vs. CIN
First Downs	26 vs. IND	14 at DEN	23 at JAX	9 vs. JAX
Total Offense	414 vs. IND	214 at MIN	392 vs. IND	150 vs. JAX
Net Yards Rushing	185 at IND	46 at TEN	190 at DEN	30 at OAK
Net Yards Passing	308 vs. JAX	92 at JAX	295 at OAK	83 vs. JAX
Offensive Plays	78 vs. JAX	57 vs. CIN	73 at JAX	49 vs. SD
Rushing Attempts	41 at IND	14 at MIN	39 at NE	14 vs. DET
Pass Attempts	48 at TEN	24 at IND	49 at JAX	19 at NE
Pass Completions	29 vs. JAX	14, 2x – last: at IND	32 at JAX	11 at NE
Passes Had Intercepted	3 vs. SD	0, 5x – last: at TEN	2 at IND	0, 6x – last: at GB
Sacks Allowed	4, 3x – last: at TEN	0 vs. JAX	5 vs. CHI	0, 2x – last: at OAK
Fumbles	4 at DEN	0, 3x – last: at JAX	3, 2x – last: at JAX	0, 6x – last: at TEN
Fumbles Lost	2, 2x – last: at DEN	0, 10x – last: vs. CIN	3 vs. KC	0, 12x – last: at TEN
Total Turnovers	4 vs. SD	0, 2x – last: vs. CIN	3, 2x – last: at IND	0, 4x – last: vs. DET
Penalties	9 vs. SD	2 at DEN	12 vs. JAX	3 at NE
Yards Penalized	124 at IND	12 at GB	97 at MIN	15 at NE
Time of Possession	36:42 vs. JAX	22:32 at MIN	37:28 at MIN	23:18 vs. JAX
Defensive Interceptions	2 at IND	0, 6x – last: at GB	3 vs. SD	0, 5x – last: at TEN
Total Takeaways	3, 2x – last: at IND	0, 4x – last: vs. DET	4 vs. SD	0, 2x – last: vs. CIN
Drive (Plays)	82 (10) vs. IND	-14 (3) at TEN	98 (12) at GB	-11 (3) vs. IND
Third-Down Conversions	12 vs. CHI	1 at MIN	10 at JAX	3, 4x – last: vs. JAX

INDIVIDUAL SEASON HIGHS

	Texans	Opponents
Yards Rushing	149, L.Miller vs. IND	107, C.Anderson at DEN
Rushing Attempts	28, L.Miller vs. CHI	25, D.Murray vs. TEN
Rushing TDs	1, 8x – last: B.Osweiler at TEN	2, 2x – last: D.Murray vs. TEN
Receptions	9, D.Hopkins vs. IND	9, 3x – last: R.Matthews at TEN
Yards Receiving	123, D.Hopkins at TEN	130, B.LaFell vs. CIN
Receiving TDs	1, 15x – last: C.Fiedorowicz at TEN	1, 20x – last: R.Matthews at TEN
Scrimmage Yards	178, L.Miller vs. IND	133, T.Riddick vs. DET
All-Purpose Yards	178, L.Miller vs. IND	154, T.Hill vs. KC
Yards Passing	269, B.Osweiler vs. IND	295, D.Carr at OAK
Pass Attempts	42, B.Osweiler at MIN	49, B.Bortles at JAX
Pass Completions	26, B.Osweiler at OAK	32, B.Bortles at JAX
TD Passes	2, 5x – last: B.Osweiler at GB	3, 2x – last: P.Rivers vs. SD
Interceptions Thrown	3, B.Osweiler vs. SD	2, A.Luck at IND
Longest Run	45, L.Miller at JAX	41, L.Blount at NE
Longest Pass Completion	53, B.Osweiler to W.Fuller V vs. KC	86 (TD), A.Dalton to B.LaFell vs. CIN
Longest Kickoff Return	39, A.Hunt at OAK	100 (TD), M.Lee vs. JAX
Longest Punt Return	67 (TD), W.Fuller V vs. TEN	79 (TD), M.Sherels at MIN
Longest INT Return	42 (TD), K.Jackson at JAX	35, J.Ramsey vs. JAX
Longest Punt	62, 2x – last: S.Lechler at DEN	71, B.Kern vs. TEN
Longest Field Goal	53, N.Novak vs. TEN	54, J.Myers at JAX
Touchdowns Scored	2, 2x – last: L.Miller vs. IND	2, 2x – last: D.Murray vs. TEN
Points Scored	16, N.Novak at IND	12, 3x – last: D.Murray vs. TEN

TEXANS RECORD WHEN...

Category	2016 W-L	All-Time W-L
Texans at NRG Stadium	7-1	63-57
Texans on the road	2-6	43-77
Texans on grass	1-4	84-93
Texans on artificial turf	8-3	22-41
Texans in domes	0-1	2-13
Texans in retractable roof stadiums	8-1	65-67
Texans outdoors	1-5	39-54
NRG Stadium roof open	0-0	24-21
NRG Stadium roof closed	7-1	39-36
Texans score first	4-3	69-44
Opponent scores first	5-4	37-90
Texans score on first possession	2-1	39-32
Texans score 20 or more points	7-1	85-51
Texans score 19 or less points	2-6	21-83
Texans allow 20 or more	4-7	30-119
Texans allow 19 or less points	5-0	76-15
Texans lead after 1st quarter	3-2	55-32
Texans trail after 1st quarter	2-3	26-79
Score tied after 1st quarter	4-2	25-23
Texans lead at halftime	5-0	69-30
Texans trail at halftime	4-6	30-97
Score tied at halftime	0-1	7-7
Texans lead after 3rd quarter	5-1	77-21
Texans trail after 3rd quarter	3-5	19-101
Score tied after 3rd quarter	1-1	10-12
Game goes to overtime	1-0	5-9
Texans have + turnover ratio	4-0	66-18
Texans have - turnover ratio	3-5	20-85
Turnover ratio even	2-2	20-31
Texans have 30:00+ TOP	7-4	87-45
Texans have less than 30:00 TOP	2-3	19-89
Texans have 100-yard rusher	3-1	40-24
Texans have 300 net passing yards	1-0	12-21
Texans have 1 100-yard receiver	1-1	37-37
Texans have 2 100-yard receivers	1-0	3-5
Texans win coin toss	3-2	50-73
Texans lose coin toss	6-5	56-61
Texans wearing Blue jerseys	5-1	46-44
Texans wearing White jerseys	3-6	50-82
Texans wearing Red jerseys	1-0	10-8
Texans wearing All-White	1-1	7-6
Texans wearing All-Blue	0-1	6-6
Texans wearing All-Red	0-0	2-2
In September	2-1	23-27
In October	3-2	26-32
In November	1-2	25-34
In December	3-1	29-37
In January	0-1	3-4
On Sunday Night	1-0	3-7
On Thursday Night	0-1	1-6
On Monday Night	0-2	4-7
On Saturday	1-0	1-1
Day Games	7-4	97-114
Night Games	2-3	9-20
vs. AFC South overall	5-1	40-50
vs. AFC South at home	3-0	24-21
vs. AFC South on the road	2-1	16-29
vs. AFC	7-5	81-99
vs. AFC North	1-0	14-16
vs. AFC East	0-1	14-16
vs. AFC West	1-3	13-17
vs. NFC	2-2	25-35
vs. NFC East	0-0	4-12
vs. NFC South	0-0	9-7
vs. NFC North	2-2	8-8
vs. NFC West	0-0	4-8

TEXANS TEAM ALL-TIME POSTSEASON HIGHS

	Texans		Opponents	
	High	Low	High	Low
Points	31 vs. CIN (1/7/12)	0 vs. KC (1/9/16)	41 at NE (1/13/13)	10 vs. CIN (1/7/12)
First Downs	25 at NE (1/13/13)	14, 2x – last: at NE (1/14/17)	24 at NE (1/13/13)	11 at BAL (1/15/12)
Total Offense	425 at NE (1/13/13)	226 vs. KC (1/9/16)	457 at NE (1/13/13)	198 vs. CIN (1/5/13)
Net Yards Rushing	188 vs. CIN (1/7/12)	91 at NE (1/13/13)	141 vs. KC (1/9/16)	64 vs. OAK (1/7/17)
Net Yards Passing	334 at NE (1/13/13)	112 vs. KC (1/9/16)	335 at NE (1/13/13)	118 vs. CIN (1/5/13)
Rushing Attempts	44 vs. OAK (1/7/17)	23, 2x – last: at NE (1/14/17)	37 vs. KC (1/9/16)	16 vs. CIN (1/5/13)
Pass Attempts	51 at NE (1/13/13)	20 vs. CIN (1/7/12)	45 vs. OAK (1/7/17)	22 vs. KC (1/9/16)
Pass Completions	34 at NE (1/13/13)	11 vs. CIN (1/7/12)	27 vs. CIN (1/7/12)	14, 2x – last: vs. CIN (1/5/13)
Passes Had Intercepted	4 vs. KC (1/9/16)	0, 2x – last: vs. OAK (1/7/17)	3, 2x – last: vs. OAK (1/7/17)	0, 2x – last: at NE (1/13/13)
Sacks Allowed	3, 2x – last: at NE (1/14/17)	0, 3x – last: vs. OAK (1/7/17)	5 at BAL (1/15/12)	1 at NE (1/13/13)
Fumbles	3, 3x – last: vs. OAK (1/7/17)	0, 3x – last: at NE (1/14/17)	3 at BAL (1/15/12)	0, 3x – last: vs. OAK (1/7/17)
Fumbles Lost	1, 2x – last: vs. KC (1/9/16)	0, 5x – last: at NE (1/14/17)	1 at NE (1/14/17)	0, 6x – last: vs. OAK (1/7/17)
Total Turnovers	5 vs. KC (1/9/16)	0, 2x – last: vs. OAK (1/7/17)	3, 3x – last: at NE (1/14/17)	0, 2x – last: at NE (1/13/13)
Penalties	7, 2x – last: vs. OAK (1/7/17)	3, 2x – last: at NE (1/13/13)	8 vs. OAK (1/7/17)	0 at BAL (1/15/12)
Yards Penalized	87 vs. CIN (1/7/12)	20, 2x – last: at NE (1/13/13)	63 vs. OAK (1/7/17)	0 at BAL (1/15/12)
Time of Possession	38:49 vs. CIN (1/5/13)	25:35 vs. KC (1/9/16)	34:25 vs. KC (1/9/16)	21:11 vs. CIN (1/5/13)
Defensive Interceptions	3, 2x – last: vs. OAK (1/7/17)	0, 2x – last: at NE (1/13/13)	4 vs. KC (1/9/16)	0, 2x – last: vs. OAK (1/7/17)
Total Takeaways	3, 3x – last: at NE (1/14/17)	0, 2x – last: at NE (1/13/13)	5 vs. KC (1/9/16)	0, 2x – last: vs. OAK (1/7/17)
Third-Down Conversions	8 vs. CIN (1/5/13)	3 at NE (1/14/17)	6, 2x – last: at NE (1/13/13)	0 vs. CIN (1/5/13)

TEXANS ALL-TIME INDIVIDUAL POSTSEASON HIGHS

	Texans	Opponents
Yards Rushing	153, A.Foster vs. CIN (1/7/12)	82, S.Ridley at NE (1/13/13)
Rushing Attempts	32, A.Foster vs. CIN (1/5/13)	21, R.Rice at BAL (1/15/12)
Rushing TDs	2, A.Foster vs. CIN (1/7/12)	1, 6x – last: D.Lewis at NE (1/14/17)
Receptions	9, 2x – last: O.Daniels at NE (1/13/13)	8, 3x – last: J. Edelman at NE (1/14/17)
Yards Receiving	111, A.Johnson at BAL (1/15/12)	137, J.Edelman at NE (1/14/17)
Receiving TDs	1, 5x – last: C.Fiedorowicz at NE (1/14/17)	2, S.Vereen at NE (1/13/13)
Scrimmage Yards	182, A.Foster vs. CIN (1/7/12)	149, J.Edelman at NE (1/14/17)
All-Purpose Yards	182, A.Foster vs. CIN (1/7/12)	175, J.Edelman at NE (1/14/17)
Yards Passing	343, M.Schaub at NE (1/13/13)	344, T.Brady at NE (1/13/13)
Pass Attempts	51, M.Schaub at NE (1/13/13)	45, C.Cook vs. OAK (1/7/17)
Pass Completions	34, M.Schaub at NE (1/13/13)	27, A.Dalton vs. CIN (1/7/12)
TD Passes	2, M.Schaub at NE (1/13/13)	3, T.Brady at NE (1/13/13)
Interceptions Thrown	4, B.Hoyer vs. KC (1/9/16)	3, 2x – last: C.Cook vs. OAK (1/7/17)
Longest Run	49, A.Blue vs. KC (1/9/16)	29, B.Green-Ellis at NE (1/13/13)
Longest Pass Completion	40 (TD), T.Yates to A.Johnson vs. CIN (1/7/12)	48, 2x – last: T.Brady to J.Edelman at NE (1/14/17)
Longest Kickoff Return	94, D.Manning at NE (1/13/13)	106 (TD), K.Davis vs. KC (1/9/16)
Longest Punt Return	18, W.Fuller V at NE (1/14/17)	37, J.Richard vs. OAK (1/7/17)
Longest INT Return	29 (TD), J.Walt vs. CIN (1/7/12)	31, D.Harmon at NE (1/14/17)
Longest Punt	63, S.Lechler at NE (1/14/17)	64, 2x – last: Z.Mesko at NE (1/13/13)
Longest Field Goal	55, S.Graham at NE (1/13/13)	49, C.Santos vs. KC (1/9/16)
Touchdowns Scored	2, 2x – last: A.Foster at NE (1/13/13)	3, 2x – last: D.Lewis at NE (1/14/17)
Points Scored	13, S.Graham vs. CIN (1/5/13)	18, 2x – last: D.Lewis at NE (1/14/17)

TEXANS POSTSEASON RECORD WHEN...

Category	2016 W-L	All-Time W-L
Texans at NRG Stadium	1-0	3-1
Texans on the road	0-1	0-3
Texans on grass	0-0	2-0
Texans on artificial turf	1-1	1-4
Texans in a dome	0-0	0-0
NRG Stadium roof open	0-0	0-0
NRG Stadium roof closed	1-0	3-1
Texans score first	1-0	2-2
Opponent scores first	0-1	1-2
Texans score on first possession	0-0	0-2
Texans score 20+ points	1-0	2-1
Texans score less than 20 points	0-1	1-3
Texans allow 20+ points	0-1	0-4
Texans allow less than 20 points	1-0	3-0
Texans lead after 1st quarter	1-0	2-0
Texans trail after 1st quarter	0-1	0-4
Score tied after 1st quarter	0-0	1-0
Texans lead at halftime	1-0	3-0
Texans trail at halftime	0-1	0-4
Score tied at halftime	0-0	0-0
Texans lead after 3rd quarter	1-0	3-0
Texans trail after 3rd quarter	0-1	0-4
Score tied after 3rd quarter	0-0	0-0
Game goes to overtime	0-0	0-0
Texans have + turnover ratio	1-0	2-0
Texans have - turnover ratio	0-0	0-3
Turnover ratio even	0-1	1-1
Texans have 30:00+ TOP	1-1	2-2
Texans have less than 30:00 TOP	0-0	1-2
Texans have 100-yard rusher	0-0	2-1
Texans have 300 net passing yards	0-0	0-1
Texans have 1 100-yard receiver	0-0	0-1
Texans have 2 100-yard receivers	0-0	0-0
Texans win coin toss		
Texans lose coin toss	1-1	2-2
Texans wearing Blue jerseys	1-0	3-1
Texans wearing White jerseys	0-1	0-3
Texans wearing Red jerseys	0-0	0-0
Texans wearing All-White	0-0	0-1
Texans wearing All-Red	0-0	0-0
In January	1-1	3-4
Kickoff is 12:00 CT	0-0	0-1
Kickoff is 3:00/3:05/3:15/3:35 CT	1-0	3-2
Kickoff is at night	0-1	0-1
vs. AFC South overall	0-0	0-0
vs. AFC South at home	0-0	0-0
vs. AFC South on the road	0-0	0-0
vs. AFC	0-1	2-3
vs. AFC North	0-0	2-1
vs. AFC East	0-0	0-1
vs. AFC West	0-1	0-1

2016 TEXANS TRANSACTIONS

JANUARY

- 6 Signed DE **Devon Still** to reserve/future contract.
- 11 Signed 9 players to reserve/future contracts: G **Karim Barton**, C **Dalton Freeman**, RB **Kenny Hilliard**, WR **Josh Lenz**, CB **Robert Nelson Jr.**, DE **Dan Pettinato**, OLB **Gerald Rivers**, TE **Eric Tomlinson** and OLB **Tony Washington**.
- 22 Hired **Larry Izzo** as special teams coordinator, **Sean Ryan** as wide receivers coach and **Anthony Weaver** as defensive line coach.



The Texans signed RB Lamar Miller on March 11 and he became just the fourth player in team history to rush for 1,000 yards in a season.

MARCH

- 3 Released RB **Arian Foster**, TE **Garrett Graham** and S **Rahim Moore**.
- 7 Signed G **Jeff Adams** and CB **Charles James** to contract extensions.
- 9 Re-signed unrestricted free agents T **Chris Clark**, P **Shane Lechler** and K **Nick Novak** and free agent S **Eddie Pleasant**.
- 11 Signed unrestricted free agents G **Jeff Allen**, C **Tony Bergstrom**, RB **Lamar Miller** and QB **Brock Osweiler**.
- 11 Made qualifying offers to restricted free agents CB **A.J. Bouye** and OLB **John Simon**.
- 16 Signed unrestricted free agent S **Antonio Allen**.
- 18 Re-signed free agent RB **Jonathan Grimes**.
- 28 Re-signed restricted free agent CB **A.J. Bouye**.

APRIL

- 1 Re-signed unrestricted free agent QB **Brandon Weeden**.
- 6 Signed restricted free agent OLB **John Simon**.
- 7 Re-signed unrestricted free agent S **Quintin Demps**.
- 18 Released QB **Brian Hoyer** and waived QB **B.J. Daniels**.
- 28 Selected WR **Will Fuller V** in the first round of the 2016 NFL Draft.
- 29 Selected C **Nick Martin** in the second round and WR **Braxton Miller** in the third round of the 2016 NFL Draft.
- 30 Selected RB **Tyler Ervin** in the fourth round and S **K.J. Dillon** and NT **D.J. Reader** in the fifth round of the 2016 NFL Draft.

MAY

- 6 Signed 15 college free agents: TE **Stephen Anderson**, K **Ka'imi Fairbairn**, DE **Joel Heath**, WR **Tevin Jones**, DE **Ufomba Kamalu**, OLB **Eric Lee**, CB **Richard Leonard**, WR **Richard Mullaney**, ILB **Shakeel Rashad**, OLB **Brennan Scarlett**, CB **Duke Thomas**, T **Arturo Uzdevinis**, FB **Soma Vainuku**, CB **Cleveland Wallace III** and WR **Wendall Williams**.

MAY (cont.)

- 6 Signed three draft picks: S **K.J. Dillon**, RB **Tyler Ervin** and NT **D.J. Reader**.
- 10 Signed college free agent ILB **Ryan Langford** and waived OLB **Eric Lee**.
- 12 Signed college free agent OLB **Eric Lee**.
- 13 Signed draft pick C **Nick Martin**.
- 26 Signed draft pick WR **Braxton Miller**.
- 31 Placed G **David Quessenberry** on Reserve/Non-Football Illness list.

JUNE

- 14 Claimed CB **Terrance Mitchell** off waivers.
- 28 Signed draft pick WR **Will Fuller V**.

JULY

- 20 Signed college free agent DT **Ra'Zahn Howard** and waived/injured CB **Richard Leonard**.
- 25 Signed free agent WR **Quenton Bundrage** and waived WR **Richard Mullaney**.
- 25 Placed OLB **Brennan Scarlett** on the Active/Non-Football Injury list.
- 25 Placed five players on the Active/Physically Unable to Perform list: T **Jeff Adams**, S **Lonnie Ballentine**, T **Duane Brown**, CB **Cleveland Wallace III** and DE **J.J. Watt**.
- 30 Placed WR **DeAndre Hopkins** on the Reserve/Did Not Report list.
- 31 T **Jeff Adams** passed his physical and returned to practice.
- 31 WR **DeAndre Hopkins** was granted reinstatement to the active list from the Reserve/Did Not Report list.

AUGUST

- 2 CB **Cleveland Wallace III** passed his physical and returned to practice.
- 3 Signed undrafted free agent T **Matt Pierson** and waived CB **Cleveland Wallace III**.
- 11 Waived CB **Richard Leonard** from Reserve/Injured with an injury settlement.
- 16 Signed free agent DE **Alex Carrington** and waived-injured FB **Soma Vainuku**.
- 17 FB **Soma Vainuku** reverted to the Reserve/Injured list.
- 18 OLB **Brennan Scarlett** passed his physical and returned to practice.
- 23 Released DE **Alex Carrington** from the active roster.
- 30 Waived seven players from the active roster: DT **Ra'Zahn Howard**, WR **Tevin Jones**, ILB **Ryan Langford**, WR **Josh Lenz**, T **Matt Pierson**, OLB **Carlos Thompson** and T **Arturo Uzdevinis**.
- 30 Waived DE **Jeoffrey Pagan** from the active roster with an injury settlement.
- 30 Waived/injured OLB **Gerald Rivers** and CB **Duke Thomas**.
- 30 Placed three players on Reserve/Injured: S **Kurtis Drummond**, K **Ka'imi Fairbairn** and C **Nick Martin**.
- 30 Placed S **Lonnie Ballentine** on Reserve/Physically Unable to Perform.
- 31 OLB **Gerald Rivers** and CB **Duke Thomas** reverted to the Reserve/Injured list.

2016 TEXANS TRANSACTIONS

SEPTEMBER

- 3 Waived 18 players from the active roster: T **Jeff Adams**, G **Karim Barton**, WR **Quenton Bundrage**, ILB **Reshard Cliett**, TE **Anthony Denham**, DE **Brandon Dunn**, RB **Kenny Hilliard**, RB **Akeem Hunt**, DE **Ufomba Kamalu**, OLB **Eric Lee**, T **Andrew McDonald**, CB **Terrance Mitchell**, CB **Robert Nelson Jr.**, DE **Dan Pettinato**, ILB **Shakeel Rashad**, G **Chad Slade**, TE **Eric Tomlinson** and WR **Wendall Williams**.
- 3 Waived/injured C **Dalton Freeman** and OLB **Tony Washington Jr.** from the active roster.
- 3 Released S **Antonio Allen** and WR **Cecil Shorts III** from the active roster.
- 3 Moved T **Duane Brown** and DE **J.J. Watt** from the Active/Physically Unable to Perform list to the active roster.
- 4 C **Dalton Freeman** and OLB **Tony Washington Jr.** reverted to the Reserve/Injured list.
- 4 Signed eight players to the practice squad: WR **Quenton Bundrage**, RB **Akeem Hunt**, DE **Ufomba Kamalu**, OLB **Eric Lee**, CB **Robert Nelson Jr.**, ILB **Shakeel Rashad**, G **Chad Slade** and TE **Eric Tomlinson**.
- 4 DE **J.J. Watt** passed his physical.
- 5 Signed T **Joseph Cheek** and DE **Brandon Dunn** to the practice squad.
- 7 Waived CB **Duke Thomas** from Reserve/Injured with an injury settlement.
- 12 Waived C **Dalton Freeman** from Reserve/Injured with an injury settlement.
- 13 Waived FB **Soma Vainuku** from Reserve/Injured.
- 28 Signed free agent DE **Antonio Smith** to the active roster.
- 28 Placed DE **J.J. Watt** on Reserve/Injured.

OCTOBER

- 5 Signed DE **Brandon Dunn** to the active roster from the practice squad.
- 5 Placed DE **Devon Still** on Reserve/Injured.
- 5 Signed DE **Dan Pettinato** to the practice squad.
- 13 Signed CB **Robert Nelson Jr.** to the active roster from the practice squad.
- 13 Waived DE **Brandon Dunn** from the active roster.
- 19 Signed free agent S **Don Jones** to the active roster.
- 19 Signed DE **Brandon Dunn** to the active roster from the practice squad.
- 19 S **Lonnie Ballentine** returned to practice.
- 19 Signed CB **Denzel Rice** to the practice squad.
- 19 Placed S **K.J. Dillon** and OLB **Brennan Scarlett** on Reserve/Injured.
- 22 Activated S **Lonnie Ballentine** from the Reserve/Physically Unable to Perform list.
- 22 Placed CB **Kevin Johnson** on Reserve/Injured.
- 26 Signed free agent T **Jeff Adams** to the active roster.
- 26 Placed T **Derek Newton** on Reserve/Injured.
- 27 Signed free agent G **Josh Walker** to the practice squad.
- 27 Released T **Joseph Cheek** from the practice squad.

NOVEMBER

- 7 Signed free agent TE **RaShaun Allen** to the practice squad.
- 7 Waived T **Jeff Adams** from the active roster.
- 8 Signed G **Josh Walker** to the active roster from the practice squad.
- 8 Signed WR **Wendall Williams** to the practice squad.
- 8 Placed WR **Quenton Bundrage** on the Practice Squad; Injured list.
- 9 Signed free agent T **Jeff Adams** to the practice squad.
- 12 Signed RB **Akem Hunt** to the active roster from the practice squad.
- 12 Placed S **Lonnie Ballentine** on Reserve/Injured.
- 15 Signed free agent RB **Kenny Hilliard** to the practice squad.
- 26 Signed DE **Ufomba Kamalu** to the active roster from the practice squad.
- 26 Waived DE **Brandon Dunn** from the active roster.
- 29 Signed free agent DE **Brandon Dunn** to the practice squad.



After being elevated to the active roster from the practice squad on Dec. 13, WR **Wendall Williams** finished the 2016 season with four catches for 75 yards and contributed on special teams.

DECEMBER

- 5 Claimed CB **Al-Hajj Shabazz** off waivers.
- 5 Waived CB **Charles James** from the active roster.
- 10 Signed CB **Denzel Rice** to the active roster from the practice squad.
- 10 Placed WR **Jaelen Strong** on Reserve/Injured.
- 13 Signed WR **Wendall Williams** to the active roster from the practice squad.
- 13 Placed WR **Braxton Miller** on Reserve/Injured.
- 14 Signed two free agents to the practice squad: T **Laurence Gibson** and WR **Tevin Jones**.
- 17 Activated OLB **Brennan Scarlett** from the Reserve/Injured; Designated for Return list.
- 17 Waived CB **Al-Hajj Shabazz** from the active roster.

JANUARY (2017)

- 2 Signed P **Cory Carter** to a reserve/future contract.

2016 NFL STANDINGS / RESULTS

AMERICAN FOOTBALL CONFERENCE

East Division

Team	W	L	T	Pct	PF	PA	Home	Away	Conf	Div	Streak
z-New England Patriots	14	2	0	.875	441	250	6-2-0	8-0-0	11-1-0	5-1-0	Won 7
x-Miami Dolphins	10	6	0	.625	363	380	6-2-0	4-4-0	7-5-0	4-2-0	Lost 1
Buffalo Bills	7	9	0	.438	399	378	4-4-0	3-5-0	4-8-0	1-5-0	Lost 2
New York Jets	5	11	0	.313	275	409	2-6-0	3-5-0	4-8-0	2-4-0	Won 1

North Division

Team	W	L	T	Pct	PF	PA	Home	Away	Conf	Div	Streak
y-Pittsburgh Steelers	11	5	0	.688	399	327	6-2-0	5-3-0	9-3-0	5-1-0	Won 7
Baltimore Ravens	8	8	0	.500	343	321	6-2-0	2-6-0	7-5-0	4-2-0	Lost 2
Cincinnati Bengals	6	9	1	.406	325	315	4-3-1	2-6-0	5-7-0	3-3-0	Won 1
Cleveland Browns	1	15	0	.063	264	452	1-7-0	0-8-0	1-11-0	0-6-0	Lost 1

South Division

Team	W	L	T	Pct	PF	PA	Home	Away	Conf	Div	Streak
y-Houston Texans	9	7	0	.563	279	328	7-1-0	2-6-0	7-5-0	5-1-0	Lost 1
Tennessee Titans	9	7	0	.563	381	378	5-3-0	4-4-0	6-6-0	2-4-0	Won 1
Indianapolis Colts	8	8	0	.500	411	392	4-4-0	4-4-0	5-7-0	3-3-0	Won 1
Jacksonville Jaguars	3	13	0	.188	318	400	2-6-0	1-7-0	2-10-0	2-4-0	Lost 1

West Division

Team	W	L	T	Pct	PF	PA	Home	Away	Conf	Div	Streak
y-Kansas City Chiefs	12	4	0	.750	389	311	6-2-0	6-2-0	9-3-0	6-0-0	Won 2
x-Oakland Raiders	12	4	0	.750	416	385	6-2-0	6-2-0	9-3-0	3-3-0	Lost 1
Denver Broncos	9	7	0	.563	333	297	5-3-0	4-4-0	6-6-0	2-4-0	Won 1
San Diego Chargers	5	11	0	.313	410	423	3-5-0	2-6-0	4-8-0	1-5-0	Lost 5

NATIONAL FOOTBALL CONFERENCE

East Division

Team	W	L	T	Pct	PF	PA	Home	Away	Conf	Div	Streak
z-Dallas Cowboys	13	3	0	.813	421	306	7-1-0	6-2-0	9-3-0	3-3-0	Lost 1
x-New York Giants	11	5	0	.688	310	284	7-1-0	4-4-0	8-4-0	4-2-0	Won 1
Washington Redskins	8	7	1	.531	396	383	4-4-0	4-3-1	6-6-0	3-3-0	Lost 1
Philadelphia Eagles	7	9	0	.438	367	331	6-2-0	1-7-0	5-7-0	2-4-0	Won 2

North Division

Team	W	L	T	Pct	PF	PA	Home	Away	Conf	Div	Streak
y-Green Bay Packers	10	6	0	.625	432	388	6-2-0	4-4-0	8-4-0	5-1-0	Won 6
x-Detroit Lions	9	7	0	.563	346	358	6-2-0	3-5-0	7-5-0	3-3-0	Lost 3
Minnesota Vikings	8	8	0	.500	327	307	5-3-0	3-5-0	5-7-0	2-4-0	Won 1
Chicago Bears	3	13	0	.188	279	399	3-5-0	0-8-0	3-9-0	2-4-0	Lost 4

South Division

Team	W	L	T	Pct	PF	PA	Home	Away	Conf	Div	Streak
y-Atlanta Falcons	11	5	0	.688	540	406	5-3-0	6-2-0	9-3-0	5-1-0	Won 4
Tampa Bay Buccaneers	9	7	0	.563	354	369	4-4-0	5-3-0	7-5-0	4-2-0	Won 1
New Orleans Saints	7	9	0	.438	469	454	4-4-0	3-5-0	6-6-0	2-4-0	Lost 1
Carolina Panthers	6	10	0	.375	369	402	4-4-0	2-6-0	5-7-0	1-5-0	Lost 2

West Division

Team	W	L	T	Pct	PF	PA	Home	Away	Conf	Div	Streak
y-Seattle Seahawks	10	5	1	.656	354	292	7-1-0	3-4-1	6-5-1	3-2-1	Won 1
Arizona Cardinals	7	8	1	.469	418	362	4-3-1	3-5-0	6-5-1	4-1-1	Won 2
Los Angeles Rams	4	12	0	.250	224	394	1-7-0	3-5-0	3-9-0	2-4-0	Lost 7
San Francisco 49ers	2	14	0	.125	309	480	1-7-0	1-7-0	2-10-0	2-4-0	Lost 1

x - Clinched Playoff Spot; y - Clinched Division; z - Clinched Conference

POSTSEASON RESULTS

AFC WILD CARD
Houston 27, Oakland 14
Pittsburgh 30, Miami 12

NFC WILD CARD
Seattle 26, Detroit 6
Green Bay 38, N.Y. Giants 13

AFC DIVISIONAL
New England 34, Houston 16
Pittsburgh 18, Kansas City 16

NFC DIVISIONAL
Atlanta 36, Seattle 20
Green Bay 34, Dallas 31

AFC CHAMPIONSHIP
New England 36, Pittsburgh 17

NFC CHAMPIONSHIP
Atlanta 44, Green Bay 21

SUPER BOWL LI
New England 34, Atlanta 28 (OT)

LEAGUE LEADERS

Scoring, Kickers

AFC	J.Tucker, Baltimore	141
NFC	M.Bryant, Atlanta	158

Scoring, Non-Kickers

AFC	L.Blount, New England	108
NFC	D.Johnson, Arizona	84

Rushing Yards

AFC	D.Murray, Tennessee	1,287
NFC	E.Elliott, Dallas	1,631

Passer Rating

AFC	T.Brady, New England	112.2
NFC	M.Ryan, Atlanta	117.1

Receiving Yards

AFC	T.Hilton, Indianapolis	1,448
NFC	J.Jones, Atlanta	1,409

Interceptions

AFC	C.Hayward, San Diego	7
NFC	D.Rodgers-Cromartie, N.Y. Giants	6

Sacks

AFC	V.Miller, Denver	13.5
NFC	V.Beasley Jr., Atlanta	15.5

WEEK 1 GAME SUMMARY



WEEK 1: Houston 23 vs. Chicago 14 71,933 • NRG Stadium • Houston, Texas • Sept. 11, 2016



GAME SUMMARY

Brock Osweiler's first start as a Texan ended in a 23-14 victory in front of a record home crowd. Osweiler was steady, completing 22-of-35 for 231 yards, two touchdowns, and one interception. He was assisted by 100-yard performances rookie **Will Fuller V** and running back **Lamar Miller**.

Fuller led the wide receivers with five catches for 107 yards and a touchdown. Miller rushed for 106 yards on 28 carries. Eight different Texans player had a catch on the day, including four rookies: Fuller, **Braxton Miller**, **Stephen Anderson**, and **Tyler Ervin**. **DeAndre Hopkins** caught five passes for 54 yards and a touchdown, scoring in Texans season opener for the third-straight year.

J.J. Watt returned to the starting lineup for his 81st consecutive career start. The Texans defense sacked Jay Cutler five times in the win: **Whitney Mercilus** (2), **Jadeveon Clowney** (1), **John Simon** (1), and **A.J. Bouye** (1). Safety **Andre Hal** had the lone interception of the day. Cutler was 16-of-29 for 216 yards, one touchdown, one interception and 76.2 passer rating.

The Texans offense struggled early, as Osweiler threw an interception on the opening drive of the game. Osweiler's pass, intended for Hopkins, was picked off by Bears cornerback Tracy Porter. Eight plays and 75 yards later, Jeremy Langford scored on a one-yard touchdown run to give the Bears an early 7-0 lead.

Houston scored ten unanswered points in the second quarter on back-to-back drives. After **Nick Novak's** 28-yard field goal, the Texans added their first touchdown of the day. Hopkins caught a 23-yard touchdown pass to cap off a 10-play, 61-yard drive that took 4:49 off the clock. The Texans led 10-7 with 3:14 left in the first half.

The Bears fired back with a short 0:31 drive. Cutler's deep 54-yard pass to Alshon Jeffery was followed by a 19-yard touchdown throw to Eddie Royal on the next play. Chicago took a 14-10 lead heading into halftime.

Hal intercepted Cutler on the second play of the third quarter. Novak added another 28-yard field goal and the Texans trailed 14-13.

Houston regained its lead early in the fourth quarter when Osweiler threw his second touchdown of the day after a nine-play, 64-yard drive. Fuller V caught the short pass on third-and-7 to score an 18-yard touchdown. Novak added his third field goal, a 38-yard kick, and the Texans led 23-14 with 6:10 left in the game.

SCORING

SCORE BY PERIODS	1	2	3	4	OT	Total
Chicago Bears	7	7	0	0	-	14
Houston Texans	0	10	3	10	-	23

SCORING DRIVES

Team	Qtr	Time	Play Description (Extra Point) (Drive info)	CHI	HOU
Bears	1	6:58	J.Langford 1 yd. run (C.Barth kick) (8-75, 4:31)	7	0
Texans	2	11:25	N.Novak 28 yd. Field Goal (14-59, 6:19)	7	3
Texans	2	3:14	D.Hopkins 23 yd. pass from B.Osweiler (N.Novak kick) (10-61, 4:49)	7	10
Bears	2	0:07	E.Royal 19 yd. pass from J.Cutler (C.Barth kick) (3-75, 0:31)	14	10
Texans	3	12:17	N.Novak 28 yd. Field Goal (5-15, 1:50)	14	13
Texans	4	12:44	W.Fuller 18 yd. pass from B.Osweiler (N.Novak kick) (9-64, 4:52)	14	20
Texans	4	6:10	N.Novak 38 yd. Field Goal (7-46, 2:51)	14	23

TEAM STATISTICS

	BEARS	TEXANS
TOTAL FIRST DOWNS	14	17
THIRD DOWN EFFICIENCY	4-13-31%	12-20-60%
FOURTH DOWN EFFICIENCY	0-2-0%	0-0-0%
TOTAL NET YARDS	258	344
NET YARDS RUSHING	73	129
NET YARDS PASSING	185	215
PASS ATTEMPTS-COMPLETIONS-HAD INTERCEPTED	29-16-1	35-22-1
KICKOFFS Number-In End Zone-Touchbacks	3-2-0	6-3-1
PUNTS Number and Average	7-42.3	5-48.6
Net Punting Average	38.1	40.6
FGs - PATs Had Blocked	0-0	0-0
TOTAL RETURN YARDAGE (Not Including Kickoffs)	43	41
PENALTIES Number and Yards	4-30	6-69
FUMBLES Number and Lost	2-0	1-0
TOUCHDOWNS	2	2
EXTRA POINTS Made-Attempts	2-2	2-2
FIELD GOALS Made-Attempts	0-0	3-3
RED ZONE EFFICIENCY	2-2-100%	1-3-33%
GOAL TO GO EFFICIENCY	1-1-100%	0-2-0%
SAFETIES	0	0
FINAL SCORE	14	23
TIME OF POSSESSION	23:41	36:19

INDIVIDUAL STATISTICS

RUSHING (Att-Yds): Chicago, J. Langford 17-57, J. Cutler 2-12, K. Carey 1-4. Houston, L. Miller 28-106, B. Osweiler 4-14, A. Blue 1-4, T. Ervin 1-3, J. Prosch 1-2.

PASSING (C-A-Y-I): Chicago, J. Cutler 16-29-216-1. Houston, B. Osweiler 22-35-231-1.

RECEIVING (Rec-Yds): Chicago, A. Jeffery 4-105, E. Royal 4-57, K. White 3-34, Z. Miller 3-14, J. Langford 2-6. Houston, W. Fuller 5-107, D. Hopkins 5-54, L. Miller 4-11, S. Anderson 3-25, R. Griffin 2-17, B. Miller 1-6, C. Fiedorowicz 1-6, T. Ervin 1-5.

SACKS (Sk-Yds): Chicago, D. Trevathan 1-7, E. Goldman .5-4.5, L. Floyd .5-4.5. Houston, J. Simon 1-8, J. Clowney 1-1, W. Mercilus 2-16, A. Bouye 1-6.

INTERCEPTIONS (Int-Yds): Chicago, T. Porter 1-3. Houston, A. Hal 1-12.

TACKLES (S-A-T): Chicago, J. Freeman 9-8-17, D. Trevathan 7-4-11, H. Jones-Quartey 4-3-7, E. Goldman 2-4-6, L. Floyd 2-4-6, J. Glenn 5-0-5, A. Amos 5-0-5, T. Porter 3-1-4, L. Houston 2-2-4, A. Hicks 3-0-3, D. Hall 2-1-3, C. Washington 1-0-1, S. Acho 1-0-1. Houston, J. Simon 5-1-6, M. Bullough 5-0-5, K. Jackson 4-1-5, B. McKinney 2-3-5, J. Joseph 4-0-4, J. Clowney 3-1-4, Q. Demps 3-1-4, W. Mercilus 2-2-4, A. Bouye 3-0-3, A. Hal 2-0-2, B. Cushing 1-1-2, V. Wilfork 1-0-1, K. Johnson 1-0-1, J. Watt, 0-1-1, D. Reader 0-1-1, C. Covington 0-1-1.

MISSED FIELD GOAL: Chicago, none. Houston, none.

WEEK 2 GAME SUMMARY



WEEK 2: Houston 19 vs. Kansas City 12 71,890 • NRG Stadium • Houston, Texas • Sept. 18, 2016



GAME SUMMARY

The Texans defense dominated in the 19-12 win over the Kansas City Chiefs, forcing three turnovers and recording four sacks on Alex Smith. Houston, who recorded three defensive fumble recoveries in the first half for the first time in franchise history, did not allow a touchdown the victory.

J.J. Watt notched his first sacks (1.5) of 2016, as well as five tackles, two quarterback hits, and a fumble recovery. Two other players had sacks, John Simon (1.5) and Benardrick McKinney (1.0), who also had a team-high eight tackles with one for a loss and a quarterback hit.

The Texans held Smith to just 186 yards through the air. Charcandrick West and Spencer Ware rushed for 61 and 57 yards, respectively. Jeremy Maclin led the Chiefs receivers with six catches for 68 yards.

The Texans posted 351 yards of total net offense in the win, 254 yards passing and 97 yards rushing. Rookie Will Fuller V had his second 100-yard performance in as many weeks, with four catches for 104 yards. DeAndre Hopkins led all Houston wide receivers with seven receptions 113 yards, including one touchdown. Lamar Miller rushed for 83 yards on 25 carries. Brock Osweiler was 19-of-33 for 268 yards, one touchdown, but was picked off twice by the Chiefs.

Both quarterbacks committed turnovers on their opening offensive series. Osweiler's pass, intended for Braxton Miller, was picked off at the goal line by Marcus Peters. Six plays later, the Texans would regain possession after Watt recovered a fumbled snap. Hopkins caught a 27-yard touchdown pass on the next play to give Houston an early 7-0 lead in the first quarter.

The Chiefs were held to just one field goal in the first half. Watt's sack on Smith for a loss of four yards led to the 53-yard kick to cap off a four-play drive, minus-2 yard drive. The Chiefs trailed 7-3 at the start of the second quarter.

Lamar Miller's nine-yard gain extended a Texans' drive on fourth-and-1. Nick Novak added a 32-yard field goal as Houston took a 10-3 lead with 4:16 left in the second quarter.

Houston's defense forced fumbles on the final two Kansas City drives of the first half. With less than two minutes remaining, Quintin Demps forced a fumble on running back Charcandrick West. Kevin Johnson scooped up the ball and returned it 52 yards to the Chiefs 14-yard line. Novak's 32-yard kick extended the Texans lead to ten points.

On the following drive, Simon sacked Smith causing a third fumble. Whitney Mercilus recovered and Novak attempted a career-long 57-yard field goal but missed. The Texans led 13-3 at halftime.

After a scoreless third quarter, both teams settled for a pair of field goals in the fourth quarter. Osweiler's pass, intended for Hopkins, was picked off a second time by Peters. Santos added a 43-yard field goal and one from 35 yards. Novak successfully made kicks from 31 and 43 yards. The Texans took a 19-9 lead with 2:56 left in the game.

Santos kicked a 30-yard field goal after a 10-play drive with 0:52 left in the game, to get within one score. The ensuing onside kick was recovered by the Texans.

Game story via HoustonTexans.com

SCORING

SCORE BY PERIODS	1	2	3	4	OT	Total
Kansas City Chiefs	0	3	0	9	-	12
Houston Texans	7	6	0	6	-	19

SCORING DRIVES

Team	Qtr	Time	Play Description (Extra Point) (Drive info)	KC	HOU
Texans	1	8:01	D.Hopkins 27 yd. pass from B.Osweiler (N.Novak kick) (1-27, 0:07)	0	7
Chiefs	2	14:55	C.Santos 53 yd. Field Goal (4--2, 1:17)	3	7
Texans	2	4:16	N.Novak 32 yd. Field Goal (14-69, 6:43)	3	10
Texans	2	1:21	N.Novak 24 yd. Field Goal (4-8, 0:19)	3	13
Chiefs	4	14:56	C.Santos 43 yd. Field Goal (5-26, 2:50)	6	13
Texans	4	9:34	N.Novak 31 yd. Field Goal (11-47, 5:22)	6	16
Chiefs	4	7:34	C.Santos 35 yd. Field Goal (8-52, 2:00)	9	16
Texans	4	2:56	N.Novak 43 yd. Field Goal (11-49, 4:38)	9	19
Chiefs	4	0:49	C.Santos 30 yd. Field Goal (10-76, 2:07)	12	19

TEAM STATISTICS

	CHIEFS	TEXANS
TOTAL FIRST DOWNS	14	15
THIRD DOWN EFFICIENCY	3-14-21%	4-15-27%
FOURTH DOWN EFFICIENCY	0-0-0%	1-1-100%
TOTAL NET YARDS	291	351
NET YARDS RUSHING	119	97
NET YARDS PASSING	172	254
PASS ATTEMPTS-COMPLETIONS-HAD INTERCEPTED	37-20-0	33-19-2
KICKOFFS Number-In End Zone-Touchbacks	5-3-1	6-4-0
PUNTS Number and Average	6-47.5	5-49.8
Net Punting Average	45.5	37.2
FGs - PATs Had Blocked	0-0	0-0
TOTAL RETURN YARDAGE (Not Including Kickoffs)	110	12
PENALTIES Number and Yards	9-77	5-44
FUMBLES Number and Lost	3-3	0-0
TOUCHDOWNS	0	1
EXTRA POINTS Made-Attempts	0-0	1-1
FIELD GOALS Made-Attempts	4-4	4-5
RED ZONE EFFICIENCY	0-2-0%	0-4-0%
GOAL TO GO EFFICIENCY	0-0-0%	0-1-0%
SAFETIES	0	0
FINAL SCORE	12	19
TIME OF POSSESSION	26:01	33:59

INDIVIDUAL STATISTICS

RUSHING (Att-Yds): Kansas City, C. West 6-61, S. Ware 10-57, A. Smith 2-2, T. Hill 1-(-1) Houston, L. Miller 25-83, A. Blue 5-11, J. Grimes 1-8, B. Miller 1-(-2), B. Osweiler 2-(-3).

PASSING (C-A-Y-I): Kansas City, A. Smith 20-37-186-0. Houston, B. Osweiler 19-33-268-2.

RECEIVING (Rec-Yds): Kansas City, J. Maclin 6-68, T. Kelce 5-34, S. Ware 2-48, C. Conley 2-15, A. Wilson 2-11, T. Hill 2-8, C. West 1-2. Houston, D. Hopkins 7-113, W. Fuller 4-104, S. Anderson 2-15, L. Miller 2-14, J. Grimes 1-13, R. Griffin 1-5, B. Miller 1-3, C. Fiedorowicz 1-1.

SACKS (Sk-Yds): Kansas City, D. Johnson 1-8, T. Hali 1-6. Houston, B. McKinney 1-8, J. Simon 1.5-1, J. Watt 1.5-5.

INTERCEPTIONS (Int-Yds): Kansas City, M. Peters 2-47. Houston, none.

TACKLES (S-A-T): Kansas City, D. Johnson 8-3-11, J. March-Lillard 4-4-8, M. Peters 2-5-7, P. Gaines 5-0-5, J. Howard 4-1-5, F. Zombo 4-1-5, R. Parker 3-2-5, D. Poe 2-3-5, E. Berry 2-3-5, T. Hali 2-1-3, D. Ford 2-1-3, D. Sorensen 2-0-2, C. Jones 0-2-2, N. Williams 1-0-1, S. Nelson Jr. 1-0-1, A. Bailey 0-1-1. Houston, B. McKinney 2-6-8, K. Jackson 6-0-6, J. Simon 4-2-6, J. Joseph 4-1-5, Q. Demps 3-2-5, J. Watt 1-4-5, A. Bouye 3-1-4, A. Hal 2-2-4, J. Clowney 3-0-3, K. Johnson 3-0-3, W. Mercilus 1-2-3, V. Wilfork 0-2-2, M. Bullough 1-0-1.

MISSED FIELD GOAL: Kansas City, none. Houston, none.

WEEK 3 GAME SUMMARY



WEEK 3: Houston 0 at New England 27 66,829 • Gillette Stadium • Foxborough, Mass. • Sept. 22, 2016



GAME SUMMARY

The Texans were defeated 27-0, as the New England Patriots handed them their first loss of the 2016 season.

Turnovers plagued the Texans, who fumbled on two kickoff returns. The Patriots scored 14 points off Texans giveaways.

Brock Osweiler and the offense struggled as the Texans were shutout in the regular season for the first time in 13 years (Jacksonville, 12/7/03). Osweiler completed 24-of-41 passes for 196 yards and threw one interception. **DeAndre Hopkins** led all Texans receivers with four catches for 56 yards. **Lamar Miller** contributed 107 yards from scrimmage, (80 yards rushing, 27 yards receiving).

Rookie **Jacoby Brissett** made his first career start for the Patriots and was 11-of-19 for 103 yards, while also running for 48 yards and one touchdown. **LeGarrette Blount** rushed for 105 yards on 24 carries and scored two touchdowns, both in the second half.

The Texans defense was led by linebacker **Benardrick McKinney** who had a team-high 16 tackles, one sack, one quarterback hit, and one tackle for loss.

New England scored first on a 24-yard field goal by **Stephen Gostowski** with 2:07 left in the first quarter. A fumble on the ensuing kickoff return by **Charles James II** gave the Patriots possession at Houston's 22-yard line. Two plays later, Brissett scored on a 27-yard touchdown run and New England took a 10-0 lead.

The Texans offense was driving down the field when Osweiler's pass, intended for Hopkins, was intercepted by linebacker **Jamie Collins** who returned it 18 yards. McKinney's sack on third down provided a key stop.

On the first offensive drive of the second half, Gostowski added his second field goal of the day on a 25-yard kick. **Tyler Ervin** fumbled the return on the ensuing kick, giving New England possession at Houston's 21-yard line. Blount scored on a 1-yard touchdown run after two defensive pass interference calls on the drive. The Patriots extended their margin to 20-0 with 5:46 left in the third quarter.

Two drives later, Blount added his second score of the night on a 41-yard touchdown run.

SCORING

SCORE BY PERIODS	1	2	3	4	OT	Total
Houston Texans	0	0	0	0	-	0
New England Patriots	10	0	10	7	-	27

SCORING DRIVES

Team	Qtr	Time	Play Description (Extra Point) (Drive info)	HOU	NE
Patriots	1	2:07	S.Gostowski 24 yd. Field Goal (10-74, 4:52)	0	3
Patriots	1	1:54	J.Brissett 27 yd. run (S.Gostowski kick) (1-22, 0:07)	0	10
Patriots	3	8:19	S.Gostowski 25 yd. Field Goal (13-71, 6:41)	0	13
Patriots	3	5:41	L.Blount 1 yd. run (S.Gostowski kick) (6-21, 2:31)	0	20
Patriots	4	11:00	L.Blount 41 yd. run (S.Gostowski kick) (2-47, 0:40)	0	27

TEAM STATISTICS

	TEXANS	PATRIOTS
TOTAL FIRST DOWNS	19	15
THIRD DOWN EFFICIENCY	6-15-40%	4-14-29%
FOURTH DOWN EFFICIENCY	0-3-0%	0-0-0%
TOTAL NET YARDS	284	282
NET YARDS RUSHING	109	185
NET YARDS PASSING	175	97
PASS ATTEMPTS-COMPLETIONS-HAD INTERCEPTED	41-24-1	19-11-0
KICKOFFS Number-In End Zone-Touchbacks	1-1-0	6-4-3
PUNTS Number and Average	6-49.0	7-47.6
Net Punting Average	40.2	47.6
FGs - PATs Had Blocked	0-0	0-0
TOTAL RETURN YARDAGE (Not Including Kickoffs)	0	51
PENALTIES Number and Yards	6-43	3-15
FUMBLES Number and Lost	2-2	1-0
TOUCHDOWNS	0	3
EXTRA POINTS Made-Attempts	0-0	3-3
FIELD GOALS Made-Attempts	0-0	2-2
RED ZONE EFFICIENCY	0-0-0%	1-3-33%
GOAL TO GO EFFICIENCY	0-0-0%	1-1-100%
SAFETIES	0	0
FINAL SCORE	0	27
TIME OF POSSESSION	31:22	28:38

INDIVIDUAL STATISTICS

RUSHING (Att-Yds): Houston, L. Miller 21-80, B. Osweiler 1-13, A. Blue 2-12, J. Grimes 3-4. New England, L. Blount 24-105, J. Brissett 8-48, J. Edelman 3-14, J. White 3-12, M. Bennett 1-6.

PASSING (C-A-Y-I): Houston, B. Osweiler 24-41-196-1. New England, J. Brissett 11-19-103-0.

RECEIVING (Rec-Yds): Houston, R. Griffin 8-52, D. Hopkins 4-56, L. Miller 4-27, J. Grimes 4-15, W. Fuller 3-31, J. Strong 1-15. New England, J. Edelman 4-38, D. Amendola 2-23, M. Bennett 2-10, M. Mitchell 1-27, C. Hogan 1-3, J. White 1-2.

SACKS (Sk-Yds): Houston, B. McKinney 1-6. New England, J. Sheard 2-21.

INTERCEPTIONS (Int-Yds): Houston, none. New England, J. Collins 1-18.

TACKLES (S-A-T): Houston, B. McKinney 6-10-16, K. Jackson 4-3-7, V. Wilfork 2-5-7, M. Bullough 3-2-5, A. Hal 2-2-4, Q. Demps 2-2-4, W. Mercilus 0-4-4, J. Joseph 2-1-3, J. Simon 2-1-3, J. Clowney 1-1-2, D. Reader 1-1-2, C. Covington 0-2-2, J. Watt 0-2-2, B. Scarlett 1-0-1, A. Dent 0-1-1, K. Johnson 0-1-1, A. Bouye 0-1-1, J. Heath 0-1-1. New England, J. Collins 8-6-14, J. Freeny 4-3-7, T. Flowers 3-1-4, L. Ryan 3-1-4, D. McCourty 3-1-4, P. Chung 3-1-4, M. Butler 2-2-4, J. Sheard 3-0-3, A. Johnson 2-1-3, A. Branch 1-2-3, M. Brown 1-2-3, S. McClellin 1-2-3, V. Valentine 0-3-3, C. Jones 1-1-2, C. Long 0-2-2, D. Harmon 1-0-1.

MISSED FIELD GOAL: Houston, none. New England, none.

WEEK 4 GAME SUMMARY



WEEK 4: Houston 27 vs. Tennessee 20 71,815 • NRG Stadium • Houston, Texas • Oct. 2, 2016



GAME SUMMARY

The Texans bounced back with a 27-20 divisional win against the Tennessee Titans at NRG Stadium. After an early 14-0 start in the first quarter, Houston was tied or within one score for the remaining three quarters of a close game.

Houston's defense, without J.J. Watt for the first time since Week 17 of the 2010 season, faced Marcus Mariota for the first time in the series matchup. Mariota was limited to just 13 completions on 29 attempts, passing for 192 yards while throwing one interception. Running back DeMarco Murray rushed for 95 yards on 25 carries and scored both Titan touchdowns.

Jadeveon Clowney, who started opposite defensive end opposite Christian Covington, had two tackles, one for a loss, one sack, and two quarterback hits. Brian Cushing returned to the starting lineup after missing the past three games. Cushing finished with four tackles.

Brock Osweiler was 25-of-37 for 254 yards, two touchdowns and two interceptions. Rookie Will Fuller V led all Texans receivers with seven catches with 81 yards receiving. Fuller scored two touchdowns, one on offense and the other on a 67-yard punt return. Lamar Miller had 19 carries for 82 yards rushing and also caught three passes for 26 yards.

The Texans opened the game with scoring drives on their first three possessions to take a 17-3 lead over the Titans. After struggling to find the endzone in Week 3, Osweiler responded with touchdown passes to C.J. Fiedorowicz and Fuller on the first two drives. Houston's offense recorded 178 net yards in the first quarter and tied a franchise-high 10 first downs in its fast start.

Osweiler led the offense on a third scoring drive to start the second quarter. Nick Novak, who connected on 2-of-3 field goal attempts on the day, successfully booted a 53-yarder.

The Titans responded with a pair of touchdowns in the second quarter, both scoring runs by Murray. Quintin Demps picked off Mariota in the second quarter to give Houston possession at its 41-yard line, but the Texans turned it over on the next play. Osweiler's pass, intended for DeAndre Hopkins, was picked off by cornerback Jason McCourty. Murray rushed for his second touchdown on the ensuing drive. The Texans and Titans were tied 17-17 with 2:32 left in the first half. Novak added a 45-yard field goal with 0:11 remaining and the Texans took a 20-17 lead heading into halftime.

Ryan Succop kicked a 26-yard field goal to cap off a drive that took 7:56 off the clock in the third quarter. Osweiler threw his second interception of the day on Houston's following possession, but the Titans were unable to convert the takeaway into points. On the ensuing punt return, Fuller displayed his speed on a 67-yard return for a touchdown. The Texans took a 27-20 lead with 1:12 left in the third quarter.

SCORING

SCORE BY PERIODS	1	2	3	4	OT	Total
Tennessee Titans	3	14	3	0	-	20
Houston Texans	14	6	7	0	-	27

SCORING DRIVES

Team	Qtr	Time	Play Description (Extra Point) (Drive info)	TEN	HOU
Texans	1	10:31	C.Fiedorowicz 14 yd. pass from B.Osweiler (N.Novak kick) (9-75, 4:29)	0	7
Texans	1	5:34	W.Fuller 5 yd. pass from B.Osweiler (N.Novak kick) (6-80, 2:47)	0	14
Titans	1	2:36	R.Succop 48 yd. Field Goal (7-42, 2:58)	3	14
Texans	2	13:42	N.Novak 53 yd. Field Goal (9-40, 3:54)	3	17
Titans	2	11:21	D.Murray 2 yd. run (R.Succop kick) (5-78, 2:21)	10	17
Titans	2	2:28	D.Murray 1 yd. run (R.Succop kick) (9-39, 4:16)	17	17
Texans	2	0:07	N.Novak 45 yd. Field Goal (4-17, 0:39)	17	20
Titans	3	7:04	R.Succop 26 yd. Field Goal (13-59, 7:56)	20	20
Texans	3	0:56	W.Fuller 67 yd. punt return (N.Novak kick)	20	27

TEAM STATISTICS

	TITANS	TEXANS
TOTAL FIRST DOWNS	16	21
THIRD DOWN EFFICIENCY	7-15-47%	5-12-42%
FOURTH DOWN EFFICIENCY	0-1-0%	0-1-0%
TOTAL NET YARDS	320	359
NET YARDS RUSHING	124	115
NET YARDS PASSING	196	244
PASS ATTEMPTS-COMPLETIONS-HAD INTERCEPTED	29-13-1	37-25-2
KICKOFFS Number-In End Zone-Touchbacks	5-4-4	6-1-0
PUNTS Number and Average	5-51.4	3-50.0
Net Punting Average	30.6	41.0
FGs - PATs Had Blocked	0-0	0-0
TOTAL RETURN YARDAGE (Not Including Kickoffs)	33	90
PENALTIES Number and Yards	11-93	6-59
FUMBLES Number and Lost	1-0	0-0
TOUCHDOWNS	2	3
EXTRA POINTS Made-Attempts	2-2	3-3
FIELD GOALS Made-Attempts	2-2	2-3
RED ZONE EFFICIENCY	2-3-67%	2-2-100%
GOAL TO GO EFFICIENCY	2-3-67%	1-1-100%
SAFETIES	0	0
FINAL SCORE	20	27
TIME OF POSSESSION	31:42	28:18

INDIVIDUAL STATISTICS

RUSHING (Att-Yds): Tennessee, D. Murray 25-95, M. Mariota 4-20, D. Henry 3-9. Houston, L. Miller 19-82, A. Blue 3-19, B. Osweiler 1-14, J. Prosch 1-0.

PASSING (C-A-Y-I): Tennessee, M. Mariota 13-29-202-1. Houston, B. Osweiler 25-37-254-2.

RECEIVING (Rec-Yds): Tennessee, A. Johnson 3-33, R. Matthews 2-82, D. Walker 2-34, D. Murray 2-24, T. Sharpe 2-15, K. Wright 2-14. Houston, W. Fuller 7-81, J. Strong 5-31, C. Fiedorowicz 4-48, R. Griffin 3-54, L. Miller 3-26, J. Prosch 1-6, D. Hopkins 1-4, A. Blue 1-4.

SACKS (Sk-Yds): Tennessee, B. Orakpo 1-10. Houston, J. Clowney 1-6.

INTERCEPTIONS (Int-Yds): Tennessee, J. McCourty 1-6, P. Cox 1-0. Houston, Q. Demps 1-6.

TACKLES (S-A-T): Tennessee, A. Williamson 9-3-12, R. Johnson 5-3-8, D. Stafford 5-2-7, P. Cox 3-2-5, K. Klug 2-3-5, J. McCourty 3-1-4, W. Woodyard 3-1-4, B. Orakpo 1-3-4, D. Jones 2-1-3, S. Spence 1-2-3, J. Casey 2-0-2, D. Bass 2-0-2, A. Woods 1-1-2, B. McCain 1-0-1, K. Byard 1-0-1, A. Blackson 0-1-1. Houston, B. McKinney 6-3-9, W. Mercilus 5-2-7, J. Joseph 5-0-5, Q. Demps 4-1-5, A. Hal 3-1-4, B. Cushing 3-1-4, K. Jackson 3-0-3, D. Still 2-1-3, V. Wilfork 1-2-3, J. Simon 0-3-3, J. Clowney 2-0-2, A. Bouye 1-1-2, K. Johnson 1-0-1, C. Covington 1-0-1, D. Reader 0-1-1.

MISSED FIELD GOAL: Tennessee, none. Houston, N. Novak 48WR.

WEEK 5 GAME SUMMARY



WEEK 5: Houston 13 at Minnesota 31 66,683 • U.S. Bank Stadium • Minneapolis, Minn. • Oct. 9, 2016



GAME SUMMARY

The Texans lost their second road game of the season, falling 31-13 to the Minnesota Vikings at U.S. Bank Stadium. After falling into an early 24-0 deficit, Houston struggled to find the endzone until a late score by **DeAndre Hopkins** in the fourth quarter. Starting left tackle **Duane Brown** made his first start of the season in the Week 5 matchup.

Brock Osweiler was 19-of-42 for 184 yards with one touchdown and one interception. Hopkins scored the lone touchdown for Houston and caught five passes for 56 yards. **C.J. Fiedorowicz** led the team with 61 yards receiving on four catches.

Benardrick McKinney led the Texans defense with 10 tackles. **Jadeveon Clowney** recorded eight tackles and four tackles for a loss. **Whitney Mercilus** had 1.5 sacks, while **Antonio Smith** had 0.5 sacks in his second game of the season.

Sam Bradford completed 22-of-30 passes for 271 yards and two touchdowns. Adam Thielen led the Vikings receivers with seven receptions, 127 yards receiving, and a touchdown.

The Texans fell behind 24-0 before halftime. Sam Bradford led the Vikings on back-to-back touchdown drives to open the game. Thielen scored on a 36-yard pass, which was followed by a Matt Asiata one-yard run.

Houston moved into scoring range just once in the first quarter, but missed a 51-yard field goal.

The Vikings scored ten more points in the second quarter, adding a 19-yard field goal and a special teams touchdown. Cornerback Marcus Sherels returned a punt 79 yards for a touchdown. Minnesota took a 24-0 lead with 8:46 left in the second quarter.

The Texans, held without a first down until their first scoring drive, added their first points of the day on back-to-back drives. Novak successfully kicked field goals from 38 and 30 yards, respectively.

Houston trailed 24-6 at halftime.

Osweiler's pass, intended for **Jaelen Strong**, was picked off by safety Andrew Sendejo on third-and-9 with 9:55 left in the third quarter. The Vikings were unable to convert on the Texans only turnover of the game.

The Vikings extended their lead in the fourth quarter after Cordarrelle Patterson caught a nine-yard touchdown pass from Bradford. Houston trailed 31-6 with 14:14 left in the game.

Osweiler led the Texans on a 12-play, 75-yard scoring drive. **Alfred Blue** added 39 yards rushing on six carries while a 22-yard catch-and-run by Fiedorowicz gave Houston a first down near the goal line. Hopkins caught the one-yard touchdown catch with 3:48 remaining.

SCORING

SCORE BY PERIODS	1	2	3	4	OT	Total
Houston Texans	0	6	0	7	-	13
Minnesota Vikings	14	10	0	7	-	31

SCORING DRIVES

Team	Qtr	Time	Play Description (Extra Point) (Drive info)	HOU	MIN
Vikings	1	11:23	A.Thielen 36 yd. pass from S.Bradford (B.Walsh kick) (8-84, 3:37)	0	7
Vikings	1	6:28	M.Asiata 1 yd. run (B.Walsh kick) (8-55, 3:52)	0	14
Vikings	2	9:58	B.Walsh 19 yd. Field Goal (15-58, 6:19)	0	17
Vikings	2	8:46	M.Sherels 79 yd. punt return (B.Walsh kick)	0	24
Texans	2	5:42	N.Novak 38 yd. Field Goal (8-55, 3:04)	3	24
Texans	2	1:37	N.Novak 30 yd. Field Goal (10-42, 2:04)	6	24
Vikings	4	14:09	C.Patterson 9 yd. pass from S.Bradford (B.Walsh kick) (9-65, 4:42)	6	31
Texans	4	3:46	D.Hopkins 1 yd. pass from B.Osweiler (N.Novak kick) (12-75, 4:29)	13	31

TEAM STATISTICS

	TEXANS	VIKINGS
TOTAL FIRST DOWNS	16	22
THIRD DOWN EFFICIENCY	1-13-8%	7-14-50%
FOURTH DOWN EFFICIENCY	0-1-0%	0-0-0%
TOTAL NET YARDS	214	351
NET YARDS RUSHING	59	96
NET YARDS PASSING	155	255
PASS ATTEMPTS-COMPLETIONS-HAD INTERCEPTED	42-19-1	30-22-0
KICKOFFS Number-In End Zone-Touchbacks	4-1-0	6-4-3
PUNTS Number and Average	5-51.4	5-46.2
Net Punting Average	31.4	36.8
FGs - PATs Had Blocked	0-0	0-0
TOTAL RETURN YARDAGE (Not Including Kickoffs)	47	102
PENALTIES Number and Yards	4-15	9-97
FUMBLES Number and Lost	1-0	0-0
TOUCHDOWNS	1	4
EXTRA POINTS Made-Attempts	1-1	4-4
FIELD GOALS Made-Attempts	2-3	1-1
RED ZONE EFFICIENCY	1-2-50%	2-3-67%
GOAL TO GO EFFICIENCY	1-1-100%	2-3-67%
SAFETIES	0	0
FINAL SCORE	13	31
TIME OF POSSESSION	22:32	37:28

INDIVIDUAL STATISTICS

RUSHING (Att-Yds): Houston, A. Blue 6-39, L. Miller 8-20. Minnesota, M. Asiata 14-55, J. McKinnon 20-36, C. Patterson 1-7, S. Bradford 2-(-2).

PASSING (C-A-Y-I): Houston, B. Osweiler 19-42-184-1. Minnesota, S. Bradford 22-30-271-0.

RECEIVING (Rec-Yds): Houston, D. Hopkins 5-56, J. Strong 5-39, C. Fiedorowicz 4-61, R. Griffin 2-8, B. Miller 1-12, W. Fuller 1-4, L. Miller 1-4. Minnesota, A. Thielen 7-127, C. Patterson 4-39, J. Wright 4-32, M. Asiata 3-46, K. Rudolph 2-15, J. McKinnon 1-10, C. Johnson 1-2.

SACKS (Sk-Yds): Houston, W. Mercilus 1.5-12.5, A. Smith .5-3.5. Minnesota, D. Hunter 1-12, B. Robison 2-8, T. Johnson 1-9.

INTERCEPTIONS (Int-Yds): Houston, none. Minnesota, A. Sendejo 1-2.

TACKLES (S-A-T): Houston, B. McKinney 5-5-10, J. Clowney 7-1-8, C. James 6-1-7, J. Simon 3-3-6, K. Johnson 4-1-5, C. Covington 3-2-5, J. Joseph 3-1-4, B. Cushing 2-2-4, W. Mercilus 2-1-3, A. Bouye 2-0-2, V. Wilfork 1-1-2, K. Dillon 1-1-2, C. Moore 1-1-2, A. Smith 0-2-2, Q. Demps 0-2-2, A. Dent 1-0-1, J. Heath 1-0-1, B. Scarlett 0-1-1, D. Reader 0-1-1. Minnesota, C. Munnerlyn 5-1-6, H. Smith 4-2-6, E. Kendricks 4-1-5, A. Sendejo 3-1-4, L. Joseph 0-4-4, D. Hunter 1-2-3, B. Robison 2-0-2, T. Johnson 2-0-2, C. Greenway 2-0-2, S. Stephen 2-0-2, X. Rhodes 2-0-2, A. Barr 1-1-2, E. Griffen 0-2-2.

MISSED FIELD GOAL: Houston, N. Novak 51WR. Minnesota, none.

Game story via HoustonTexans.com

WEEK 6 GAME SUMMARY



WEEK 6: Houston 26 vs. Indianapolis 23 (OT)

71,891 • NRG Stadium • Houston, Texas • Oct. 16, 2016



GAME SUMMARY

The Texans defeated the Indianapolis Colts in an exhilarating 26-23 overtime win to improve to 4-2 and maintain their lead in the AFC South. Despite trailing 23-9 with seven minutes remaining, Houston rallied with a late fourth-quarter comeback scoring two touchdowns on back-to-back drives to send the game into overtime. **Nick Novak's** 33-yard field goal gave the Texans the win over their division rival.

Lamar Miller rushed for 149 yards on 24 carries and added three catches for 29 yards. He also scored two touchdowns, one rushing and one receiving in the win.

Brock Osweiler completed 25-of-39 for 269 yards for two touchdowns and one interception on the night. **C.J. Fiedorowicz** led all receivers with six catches for 85 yards and one touchdown.

Houston's defense was led by **Benardrick McKinney** with 12 tackles, one sack, one tackle for loss, and two quarterback hits. **Whitney Mercilus** and **Andre Hal** also recorded sacks. **Robert Nelson Jr.**, recently promoted from the practice squad, intercepted Andrew Luck.

Luck was 21-of-32 for 252 yards for one touchdown and one interception. Frank Gore rushed for 106 yards on 22 carries.

In the first half, Texans struggled to move the ball offensively and were held to just a field goal. Houston was forced to punt on its first four drives, while the Colts scored 13 unanswered points to take an early lead.

Houston's defense held the Colts to a three-and-out on their opening offensive series. After beginning their second possession at the 50-yard line, the Colts scored first with a 41-yard field goal. Luck followed up with a 22-yard touchdown pass to tight end Jack Doyle on the Colts next drive. Viniatieri's 37-yard field goal gave the Colts a 13-0 lead with 6:55 left in the second quarter.

Novak's 27-yard field goal capped off the Texans lone scoring drive of the first half, an 11-play, 66-yard drive. The Texans trailed 13-3 at halftime.

On Houston's first possession of the third quarter, Miller scored on a one-yard run, his first rushing touchdown of his Texans career. The tandem of Miller and **Alfred Blue** rushed for three consecutive first downs on the drive. Novak missed the extra point attempt on the 10-play, 82-yard drive. Houston trailed 13-9 with 7:06 left in the third quarter.

A key third-quarter sack by Mercilus on fourth-and-1 stopped the Colts drive in the red zone. The Texans took over at their 13-yard line but the drive was short-lived after a holding call on Hopkins followed by an interception by Osweiler. The pass, intended for Hopkins, was picked off by Vontae Davis.

Two plays later, Luck rushed for a 14-yard touchdown to extend the Colts lead to two scores. Viniatieri added a 36-yard field goal on the next series. Houston trailed 23-9 in their biggest deficit of the game with 7:12 left in the game.

Late in the fourth quarter, Houston's offense gained momentum with three consecutive passes from Osweiler to Hopkins. Miller scored on a 10-yard catch-and-run to end a 12-play, 75-yard drive. The Texans trailed 23-16 with 2:37 left in the game.

Houston's defense held the Colts to three-and-out on their ensuing possession. A sack by Hal followed by a tackle for loss by Mercilus gave the Texans another chance with less than two minutes remaining.

Houston picked up two first downs after Miller rushed for 16 yards and Fiedorowicz added an 11-yard reception. Fiedorowicz scored on a 26-yard touchdown just three plays later. The Texans tied the game 23-23 with 0:49 left in regulation.

The Texans defense held the Colts offense on third down after a quarterback hit by **Jadeveon Clowney** to send the game into overtime. Indianapolis won the coin toss and received the ball first. On third-and-3, McKinney's sack on Luck ended the drive and forced the overtime punt.

Jaalen Strong's first catch of the game came on the Texans first and only possession of overtime. Strong hauled in a 36-yard reception from Osweiler to get the Texans into field goal range. Novak kicked the game-winner just two plays later from 33 yards.

SCORING

SCORE BY PERIODS	1	2	3	4	OT	Total
Indianapolis Colts	3	10	0	10	0	23
Houston Texans	0	3	6	14	3	26

SCORING DRIVES

Team	Qtr	Time	Play Description (Extra Point) (Drive info)	IND	HOU
Colts	1	5:56	A.Viniatieri 41 yd. Field Goal (9-27, 4:16)	3	0
Colts	2	14:55	J.Doyle 22 yd. pass from A.Luck (A.Viniatieri kick) (7-60, 4:33)	10	0
Colts	2	6:55	A.Viniatieri 37 yd. Field Goal (10-74, 5:12)	13	0
Texans	2	1:57	N.Novak 27 yd. Field Goal (11-66, 4:58)	13	3
Texans	3	7:06	L.Miller 1 yd. run (kick failed, wr) (10-82, 5:13)	13	9
Colts	4	14:53	A.Luck 14 yd. run (A.Viniatieri kick) (2-20, 0:25)	20	9
Colts	4	7:04	A.Viniatieri 36 yd. Field Goal (10-66, 5:17)	23	9
Texans	4	2:37	L.Miller 10 yd. pass from B.Osweiler (N.Novak kick) (12-75, 4:27)	23	16
Texans	4	0:49	C.Fiedorowicz 26 yd. pass from B.Osweiler (N.Novak kick) (3-53, 1:01)	23	23
Texans	5	8:10	N.Novak 33 yd. Field Goal (6-52, 3:20)	23	26

TEAM STATISTICS

	COLTS	TEXANS
TOTAL FIRST DOWNS	19	26
THIRD DOWN EFFICIENCY	5-14-36%	5-11-45%
FOURTH DOWN EFFICIENCY	0-1-0%	0-0-0%
TOTAL NET YARDS	392	414
NET YARDS RUSHING	161	158
NET YARDS PASSING	231	256
PASS ATTEMPTS-COMPLETIONS-HAD INTERCEPTED	32-21-1	39-25-1
KICKOFFS Number-In End Zone-Touchbacks	6-5-5	6-2-0
PUNTS Number and Average	5-45.4	5-40.4
Net Punting Average	40.8	37.8
FGs - PATs Had Blocked	0-0	0-0
TOTAL RETURN YARDAGE (Not Including Kickoffs)	13	23
PENALTIES Number and Yards	7-42	7-59
FUMBLES Number and Lost	0-0	1-0
TOUCHDOWNS	2	3
EXTRA POINTS Made-Attempts	2-2	2-3
FIELD GOALS Made-Attempts	3-3	2-2
RED ZONE EFFICIENCY	2-6-33%	2-4-50%
GOAL TO GO EFFICIENCY	0-0-0%	1-1-100%
SAFETIES	0	0
FINAL SCORE	23	26
TIME OF POSSESSION	36:33	30:17

INDIVIDUAL STATISTICS

RUSHING (Att-Yds): Indianapolis, F. Gore 22-106, A. Luck 7-53, R. Turbin 3-2. Houston, L. Miller 24-149, A. Blue 2-13, B. Osweiler 2-(-4).

PASSING (C-A-Y-I): Indianapolis, A. Luck 21-32-252-1. Houston, B. Osweiler 25-39-269-1.

RECEIVING (Rec-Yds): Indianapolis, C. Rogers 4-63, J. Doyle 4-53, R. Turbin 4-22, T. Hilton 3-49, E. Swoope 2-42, P. Dorsett 2-12, D. Allen 1-9, F. Gore 1-2. Houston, D. Hopkins 9-71, C. Fiedorowicz 6-85, R. Griffin 3-31, L. Miller 3-29, B. Miller 2-13, J. Strong 1-36, T. Ervin 1-4.

SACKS (Sk-Yds): Indianapolis, R. Mathis 1-13. Houston, B. McKinney 1-9, W. Mercilus 1-5, A. Hal 1-7.

INTERCEPTIONS (Int-Yds): Indianapolis, V. Davis 1-0. Houston, R. Nelson Jr. 1-0.

TACKLES (S-A-T): Indianapolis, M. Adams 6-3-9, C. Geathers 6-0-6, D. Jackson 4-2-6, V. Davis 4-1-5, R. Melvin 4-1-5, D. Butler 3-2-5, T. Green 4-0-4, K. Langford 3-1-4, J. McNary 2-2-4, D. Parry 2-1-3, R. Mathis 1-1-2, E. Walden 1-1-2, H. Anderson 1-0-1, A. Jones 1-0-1, D. Morris 1-0-1, A. Ayers 0-1-1. Houston, B. McKinney 7-5-12, K. Johnson 9-1-10, J. Simon 4-5-9, B. Cushing 4-4-8, W. Mercilus 4-2-6, J. Clowney 3-1-4, A. Bouye 3-1-4, A. Hal 2-2-4, C. Moore 2-2-4, J. Joseph 1-2-3, C. James 2-0-2, D. Reader 1-1-2, C. Covington 1-0-1.

MISSED FIELD GOAL: Indianapolis, none. Houston, none.

WEEK 7 GAME SUMMARY



WEEK 7: Houston 9 at Denver 27

76,865 • Sports Authority Field at Mile High • Denver, Colo. • Oct. 24, 2016



GAME SUMMARY

In **Brock Osweiler's** return to Denver on Monday Night Football, the Texans fell 27-9 to the Broncos.

Despite remaining within one score until late in the third quarter, Houston's offense struggled to gain momentum and was limited to just three field goals. The Texans committed two costly fumbles that contributed to 10 unanswered points by the Broncos in the second half.

Running backs **Lamar Miller** and **Alfred Blue** each had 11 carries on the night. Blue rushed for 63 yards, with Miller adding 61 yards. Osweiler was 22-of-41 for 131 yards. **DeAndre Hopkins** led Texans receivers with five catches for 36 yards.

The Texans defense held Denver to three-and-out on six of their 12 possessions. The Texans held the Broncos to 3-of-11 on third down but struggled against the run. The Denver duo of C.J. Anderson and rookie Devontae Booker rushed for 190 yards and each scored a touchdown. **A.J. Bouye** had a team-high 11 tackles, nine solo, and two passes defensed.

Denver quarterback Trevor Siemian completed 14-of-25 passes for 157 yards and one touchdown.

The Texans took an early 6-0 lead in the first quarter with a pair of field goals, both from 43 yards. Houston's defense allowed just one first down and 15 net yards of passing through the first quarter.

Denver scored 14 unanswered points on back-to-back drives in the second quarter relying heavily on the ground game.

A pair of turnovers would end the next two Texans drives and lead to 10 Broncos points. After a fumble by Blue, Booker scored on a one-yard touchdown run to cap a 7-play, 72-yard scoring drive with 0:45 left in the third quarter.

The Broncos added a pair of field goals in the fourth quarter. On the Texans first offensive series, Osweiler's fumble led to a 22-yard Broncos field goal. Denver pulled away with a 24-9 lead with 11:36 left in the fourth quarter. Brandon McManus added a 32-yard field goal after the Texans failed to convert fourth-and-10 from its own 34-yard line, late in the fourth quarter.

SCORING

SCORE BY PERIODS	1	2	3	4	OT	Total
Houston Texans	6	0	3	0	-	9
Denver Broncos	0	14	7	6	-	27

SCORING DRIVES

Team	Qtr	Time	Play Description (Extra Point) (Drive info)	HOU	DEN
Texans	1	7:11	N.Novak 43 yd. Field Goal (7-33, 2:16)	3	0
Texans	1	0:21	N.Novak 43 yd. Field Goal (10-39, 5:05)	6	0
Broncos	2	9:10	C.Anderson 7 yd. run (B.McManus kick) (10-75, 6:11)	6	7
Broncos	2	4:04	D.Thomas 4 yd. pass from T.Siemian (B.McManus kick) (7-68, 3:25)	6	14
Texans	3	9:09	N.Novak 29 yd. Field Goal (9-72, 4:50)	9	14
Broncos	3	0:40	D.Booker 1 yd. run (B.McManus kick) (7-72, 3:57)	9	21
Broncos	4	11:36	B.McManus 22 yd. Field Goal (7-22, 3:20)	9	24
Broncos	4	1:57	B.McManus 32 yd. Field Goal (7-20, 2:43)	9	27

TEAM STATISTICS

	TEXANS	BRONCOS
TOTAL FIRST DOWNS	14	19
THIRD DOWN EFFICIENCY	7-18-39%	3-11-27%
FOURTH DOWN EFFICIENCY	0-2-0%	0-0-0%
TOTAL NET YARDS	271	347
NET YARDS RUSHING	140	190
NET YARDS PASSING	131	157
PASS ATTEMPTS-COMPLETIONS-HAD INTERCEPTED	41-22-0	25-14-0
KICKOFFS Number-In End Zone-Touchbacks	4-3-3	6-4-3
PUNTS Number and Average	5-48.4	6-42.5
Net Punting Average	41.8	40.7
FGs - PATs Had Blocked	0-0	0-0
TOTAL RETURN YARDAGE (Not Including Kickoffs)	11	33
PENALTIES Number and Yards	2-15	7-83
FUMBLES Number and Lost	4-2	1-0
TOUCHDOWNS	0	3
EXTRA POINTS Made-Attempts	0-0	3-3
FIELD GOALS Made-Attempts	3-3	2-2
RED ZONE EFFICIENCY	0-1-0%	3-5-60%
GOAL TO GO EFFICIENCY	0-0-0%	3-4-75%
SAFETIES	0	0
FINAL SCORE	9	27
TIME OF POSSESSION	29:22	30:38

INDIVIDUAL STATISTICS

RUSHING (Att-Yds): Houston, A. Blue 11-63, L. Miller 11-61, B. Osweiler 3-16. Denver, C. Anderson 16-107, D. Booker 17-83, A. Janovich 1-1, T. Siemian 1-(-1).

PASSING (C-A-Y-I): Houston, B. Osweiler 22-41-131-0. Denver, T. Siemian 14-25-157-0.

RECEIVING (Rec-Yds): Houston, D. Hopkins 5-36, C. Fiedorowicz 5-35, W. Fuller 4-22, L. Miller 3-6, R. Griffin 2-13, J. Strong 2-10, T. Ervin 1-9. Denver, D. Thomas 6-40, E. Sanders 4-86, A. Janovich 1-12, J. Norwood 1-8, B. Fowler 1-7, D. Booker 1-4.

SACKS (Sk-Yds): Houston, none. Denver, Team 1-0.

INTERCEPTIONS (Int-Yds): Houston, none. Denver, none.

TACKLES (S-A-T): Houston, A. Bouye 9-2-11, B. McKinney 7-2-9, B. Cushing 3-3-6, J. Clowney 3-1-4, B. Dunn 3-0-3, W. Mercilus 2-1-3, A. Hal 2-1-3, J. Simon 1-2-3, E. Pleasant 2-0-2, C. Moore 1-1-2, K. Jackson 1-1-2, J. Joseph 1-0-1, C. Covington 1-0-1, C. James 0-1-1, D. Reader 0-1-1. Denver, T. Ward 3-5-8, C. Harris Jr. 6-1-7, D. Stewart 3-3-6, S. Ray 2-3-5, A. Talib 3-1-4, T. Davis 2-2-4, C. Nelson 2-2-4, B. Marshall 2-2-4, V. Miller 3-0-3, D. Wolfe 2-1-3, S. Williams 1-2-3, J. Crick 0-3-3, W. Parks 1-1-2, D. Watson 1-0-1, J. Simmons 1-0-1, B. Roby 1-0-1, D. Kilgo 0-1-1, S. Barrett 0-1-1, B. Winn 0-1-1.

MISSED FIELD GOAL: Houston, none. Denver, none.

WEEK 8 GAME SUMMARY



WEEK 8: Houston 20 vs. Detroit 13 71,882 • NRG Stadium • Houston, Texas • Oct. 30, 2016



GAME SUMMARY

The Texans defeated the Detroit Lions, 20-13, and head into the bye week with a 5-3 record. Houston has won all five games at home this season, where they remain undefeated.

Houston's defense kept a red-hot Matthew Stafford and Lions offense scoreless until the fourth quarter. Despite orchestrating two scoring drives late in the game, Stafford was unable to lead a comeback effort at NRG Stadium. The Texans run defense held Detroit to just 58 yards on the ground in the win.

The Texans never trailed as **Brock Osweiler** led two touchdown drives to give the team a 14-0 lead in the first half. Osweiler was 20-of-29 for 186 yards, one touchdown, and one interception. **DeAndre Hopkins** caught four passes for 44 yards, while **C.J. Fiedorowicz** added 43 yards and a touchdown. **Lamar Miller**, who entered the game with a shoulder injury, rushed for 56 yards and a score. **Alfred Blue** contributed nine carries for 41 yards.

Stafford completed 27-of-41 passes for 240 yards and one touchdown. The Texans defense was stout on third down, as the Lions covered just 3-of-11 attempts. **Jadeveon Clowney** recorded a sack, one quarterback hit, and one tackle for loss, while John Simon had a team-high 8 tackles.

After a scoreless first quarter where Matt Prater missed a 49-yard kick for the Lions, the Texans took an early 14-0 lead, scoring on back-to-back drives. **Ryan Griffin** converted two third downs, catching passes for 23 and 12 yard gains on the possession. Osweiler was 5-of-7 for 56 yards on the scoring drive, which ended in a 6-yard touchdown pass to Fiedorowicz.

On Houston's next offensive series, a key Blue run on fourth down extended the drive. Hopkins' amazing one-handed grab moved the Texans down to the 1-yard line. Miller would then punch it in, giving Houston a 14-0 lead with 7:04 left in the first half.

The Texans were deep in Lions territory with 0:39 seconds remaining in the first half, but Osweiler's pass, intended for Hopkins, was intercepted by cornerback Johnson Bademosi. The Lions would capitalize, as Stafford orchestrated a five-play, 52-yard scoring drive that ended in a 47-yard field goal. The Texans headed into halftime with a 14-3 lead over Detroit.

Nick Novak kicked a 33-yard field goal with 5:51 left in third quarter to extend the Texans lead 17-3.

After three plays to Theo Riddick to start the drive, Stafford orchestrated his first touchdown drive of the game. After a defensive pass interference flag, the Lions gained 13 yards and a fresh set of downs. One play later, Riddick caught a one-yard touchdown pass and Detroit moved within one score, trailing 17-10 with 14:50 left in the game.

The Texans would respond, ripping off a nine-play drive that took 6:05 off the clock. That drive ended in Novak's second field goal of the day, giving Houston a 20-10 lead.

Despite starting their ensuing possession at their own 45-yard line, the Lions were unable to add another touchdown. Houston's defense held the Lions to a 34-yard field goal. The Lions trailed 20-13 with 2:57 remaining in the game.

Detroit attempted an onside kick after the score, but cornerback **Robert Nelson Jr.** recovered for the Texans at the Lions 44-yard line.

SCORING

SCORE BY PERIODS	1	2	3	4	OT	Total
Detroit Lions	0	3	0	10	-	13
Houston Texans	0	14	3	3	-	20

SCORING DRIVES

Team	Qtr	Time	Play Description (Extra Point) (Drive info)	DET	HOU
Texans	2	12:56	C.Fiedorowicz 6 yd. pass from B.Osweiler (N.Novak kick) (12-61, 5:54)	0	7
Texans	2	7:04	L.Miller 1 yd. run (N.Novak kick) (10-53, 4:34)	0	14
Lions	2	0:02	M.Prater 47 yd. Field Goal (5-52, 0:30)	3	14
Texans	3	5:51	N.Novak 33 yd. Field Goal (9-46, 4:30)	3	17
Lions	4	14:50	T.Riddick 1 yd. pass from M.Stafford (M.Prater kick) (13-75, 6:01)	10	17
Texans	4	4:09	N.Novak 36 yd. Field Goal (9-47, 6:05)	10	20
Lions	4	2:53	M.Prater 34 yd. Field Goal (6-39, 1:16)	13	20

TEAM STATISTICS

	LIONS	TEXANS
TOTAL FIRST DOWNS	19	20
THIRD DOWN EFFICIENCY	3-11-27%	6-15-40%
FOURTH DOWN EFFICIENCY	0-1-0%	1-1-100%
TOTAL NET YARDS	289	269
NET YARDS RUSHING	58	105
NET YARDS PASSING	231	164
PASS ATTEMPTS-COMPLETIONS-HAD INTERCEPTED	41-27-0	29-20-1
KICKOFFS Number-In End Zone-Touchbacks	4-2-2	5-1-0
PUNTS Number and Average	5-44.6	4-50.8
Net Punting Average	37.6	49.5
FGs - PATs Had Blocked	0-0	0-0
TOTAL RETURN YARDAGE (Not Including Kickoffs)	8	35
PENALTIES Number and Yards	8-75	6-49
FUMBLES Number and Lost	0-0	1-0
TOUCHDOWNS	1	2
EXTRA POINTS Made-Attempts	1-1	2-2
FIELD GOALS Made-Attempts	2-3	2-2
RED ZONE EFFICIENCY	1-2-50%	2-5-40%
GOAL TO GO EFFICIENCY	1-1-100%	2-2-100%
SAFETIES	0	0
FINAL SCORE	13	20
TIME OF POSSESSION	26:02	33:58

INDIVIDUAL STATISTICS

RUSHING (Att-Yds): Detroit, T. Riddick 11-56, Z. Zenner 3-2. Houston, L. Miller 17-56, A. Blue 9-41, J. Grimes 2-11, B. Osweiler 3-(-3).

PASSING (C-A-Y-I): Detroit, M. Stafford 27-41-240-0. Houston, B. Osweiler 20-29-186-1.

RECEIVING (Rec-Yds): Detroit, T. Riddick 8-77, E. Ebron 7-79, G. Tate 7-42, M. Jones 3-33, Z. Zenner 1-5, A. Boldin 1-4. Houston, C. Fiedorowicz 5-43, D. Hopkins 4-44, R. Griffin 3-34, B. Miller 3-18, S. Anderson 2-17, L. Miller 2-7, W. Fuller 1-23.

SACKS (Sk-Yds): Detroit, K. Thornton 1-7, A. Robinson 1-5, A. Bryant 1-10. Houston, J. Clowney 1-9.

INTERCEPTIONS (Int-Yds): Detroit, J. Bademosi 1-3. Houston, none.

TACKLES (S-A-T): Detroit, T. Wilson 6-3-9, T. Whitehead 4-3-7, G. Quin 4-2-6, K. Thornton 2-2-4, K. Hyder 2-2-4, A. Robinson 1-3-4, J. Bademosi 3-0-3, Q. Diggs 3-0-3, J. Bynes 3-0-3, R. Bush 2-1-3, N. Lawson 1-2-3, S. Charles 1-2-3, A. Williams 2-0-2, M. Killebrew 1-1-2, T. Walker 1-1-2, A. Bryant 1-0-1, D. Taylor 1-0-1, E. Ansah 1-0-1, B. Copeland 0-1-1. Houston, J. Simon 6-2-8, B. Cushing 7-0-7, A. Bouye 5-0-5, K. Jackson 5-0-5, B. McKinney 2-2-4, C. Moore 3-0-3, A. Hal 3-0-3, J. Clowney 2-1-3, J. Joseph 2-0-2, E. Pleasant 2-0-2, V. Wilfork 1-0-1, D. Reader 1-0-1.

MISSED FIELD GOAL: Detroit, M. Prater 49RU. Houston, none.

WEEK 10 GAME SUMMARY



WEEK 10: Houston 24 at Jacksonville 21 62,091 • EverBank Field • Jacksonville, Fla. • Nov. 13, 2016



GAME SUMMARY

The Texans earned their first road win of the 2016 season, defeating the Jaguars, 24-21.

Houston scored two touchdowns in the first quarter, including one on defense. **Brock Osweiler** threw two touchdown passes in the win, finding tight ends **Ryan Griffin** and **Stephen Anderson**. Osweiler completed 14-of-27 for 99 yards, two touchdowns, no interceptions, and added 23 rushing yards. **DeAndre Hopkins** led all Texans receivers with five catches for 48 yards.

Houston's offense collectively ran for 181 yards, led by **Lamar Miller**, who had 15 carries for 83 yards, including a long of 45. **Akeem Hunt**, who moved up from the practice squad this week, contributed 52 yards on eight attempts.

The Texans defense forced two turnovers and scored its first touchdown of the season on a pick-six by **Kareem Jackson**. **Whitney Mercilus** had a fumble recovery while **Benardrick McKinney** had a team-high seven tackles and also added two tackles for loss. Jaguars quarterback **Blake Bortles** completed 32-of-49 for 265 yards, two touchdowns, and one interception. **John Simon** and rookie **D.J. Reader** each had a sack on Bortles.

Houston took an early 7-0 lead as Jackson intercepted Bortles and returned it 43 yards for a score on the Jaguars opening offensive series. **Bortles** responded with a five-yard touchdown pass to **Julius Thomas** on the Jaguars next drive.

The Texans regained their lead on their next possession. Miller's 45-yard run to the goal line set up Osweiler's one-yard touchdown pass to Griffin. It capped off a 10-play, 75-yard drive that lasted 4:55. Houston took a 14-7 lead with 0:19 remaining in the first quarter.

The Texans led 14-10 at halftime.

After Reader's sack for a loss of eight yards and a tackle for loss by **Eddie Pleasant**, the Texans defense forced a three-and-out with 4:29 left in the third quarter. **Tyler Ervin** returned the ensuing punt 57 yards to give Houston possession at the Jacksonville seven-yard line. One play later, Osweiler threw his second touchdown of the day to Anderson. The Texans took a 21-10 lead.

Both teams added field goals in the fourth quarter. **Nick Novak**, having previously missed from 49 and 50 yards, was successful from 51 yards on this third kick of the day. The Texans extended the lead to 24-13 with 8:32 left in the game.

After a defensive pass interference call moved the ball 41 yards, Bortles orchestrated a scoring drive late in the fourth quarter. Bortles threw a 14-yard touchdown pass to **Allen Robinson** on a 14-yard touchdown to cap off an 8-play, 92-yard drive. Robinson also scored the ensuing two-point conversion with 2:17 left in the fourth quarter but the comeback would fall short.

SCORING

SCORE BY PERIODS	1	2	3	4	OT	Total
Houston Texans	14	0	7	3	-	24
Jacksonville Jaguars	7	3	0	11	-	21

SCORING DRIVES

Team	Qtr	Time	Play Description (Extra Point) (Drive info)	HOU	JAX
Texans	1	11:57	K.Jackson 42 yd. interception return (N.Novak kick)	7	0
Jaguars	1	5:14	J.Thomas 5 yd. pass from B.Bortles (J.Myers kick) (13-75, 6:43)	7	7
Texans	1	0:19	R.Griffin 1 yd. pass from B.Osweiler (N.Novak kick) (10-75, 4:55)	14	7
Jaguars	2	5:17	J.Myers 54 yd. Field Goal (8-25, 3:43)	14	10
Texans	3	4:07	S.Anderson 7 yd. pass from B.Osweiler (N.Novak kick) (1-7, 0:05)	21	10
Jaguars	4	14:56	J.Myers 44 yd. Field Goal (8-53, 4:11)	21	13
Texans	4	8:32	N.Novak 51 yd. Field Goal (11-42, 6:24)	24	13
Jaguars	4	2:17	A.Robinson 14 yd. pass from B.Bortles (B.Bortles-A.Robinson pass) (8-92, 1:25)	24	21

TEAM STATISTICS

	TEXANS	JAGUARS
TOTAL FIRST DOWNS	16	23
THIRD DOWN EFFICIENCY	7-15-47%	10-17-59%
FOURTH DOWN EFFICIENCY	0-1-0%	0-1-0%
TOTAL NET YARDS	273	327
NET YARDS RUSHING	181	80
NET YARDS PASSING	92	247
PASS ATTEMPTS-COMPLETIONS-HAD INTERCEPTED	27-14-0	49-32-1
KICKOFFS Number-In End Zone-Touchbacks	5-3-3	5-3-3
PUNTS Number and Average	3-46.0	3-38.3
Net Punting Average	42.3	12.7
FGs - PATs Had Blocked	0-0	0-0
TOTAL RETURN YARDAGE (Not Including Kickoffs)	99	11
PENALTIES Number and Yards	4-89	4-48
FUMBLES Number and Lost	0-0	2-1
TOUCHDOWNS	3	2
EXTRA POINTS Made-Attempts	3-3	2-2
FIELD GOALS Made-Attempts	1-3	2-2
RED ZONE EFFICIENCY	2-2-100%	2-2-100%
GOAL TO GO EFFICIENCY	2-2-100%	0-0-0%
SAFETIES	0	0
FINAL SCORE	24	21
TIME OF POSSESSION	27:50	32:10

INDIVIDUAL STATISTICS

RUSHING (Att-Yds): Houston, L. Miller 15-83, A. Hunt 8-52, A. Blue 7-23, B. Osweiler 3-23. Jacksonville, T. Yeldon 9-32, C. Ivory 9-31, B. Bortles 3-11, M. Lee 1-6.

PASSING (C-A-Y-I): Houston, B. Osweiler 14-27-99-0. Jacksonville, B. Bortles 32-49-265-1.

RECEIVING (Rec-Yds): Houston, D. Hopkins 5-48, C. Fiedorowicz 3-26, R. Griffin 3-7, B. Miller 1-10, S. Anderson 1-7, A. Hunt 1-1. Jacksonville, A. Robinson 9-107, J. Thomas 6-24, M. Lee 4-50, B. Koyack 3-35, T. Yeldon 3-27, M. Lewis 3-(-1), A. Hurns 2-13, C. Ivory 2-10.

SACKS (Sk-Yds): Houston, J. Simon 1-10, D. Reader 1-8. Jacksonville, A. Colvin 1-7.

INTERCEPTIONS (Int-Yds): Houston, K. Jackson 1-42. Jacksonville, none.

TACKLES (S-A-T): Houston, J. Joseph 7-0-7, B. McKinney 6-1-7, J. Simon 6-0-6, K. Jackson 6-0-6, Q. Demps 4-0-4, J. Clowney 4-0-4, B. Cushing 3-0-3, A. Hal 3-0-3, C. Covington 3-0-3, D. Reader 2-0-2, C. James 2-0-2, E. Pleasant 2-0-2, W. Mercilus 1-1-2. Jacksonville, J. Ramsey 6-0-6, T. Smith 4-2-6, P. Posluszny 4-1-5, M. Jackson 4-0-4, D. Skuta 4-0-4, T. Alualu 4-0-4, J. Cyprien 3-1-4, M. Jack 2-0-2, A. Jones 2-0-2, P. Amukamara 2-0-2, T. Gipson 2-0-2, A. Colvin 1-0-1, Y. Ngakoue 1-0-1, J. Wilson 1-0-1, D. Fowler 1-0-1, J. Odrick 1-0-1.

MISSED FIELD GOAL: Houston, N. Novak 49WL 50WR. Jacksonville, none.

WEEK 11 GAME SUMMARY



WEEK 11: Houston 20 at Oakland 27 76,473 • Estadio Azteca • Mexico City • Nov. 21, 2016



GAME SUMMARY

The Texans dominated for most of the Monday Night game in Mexico City but ultimately fell 27-20 after a fourth-quarter comeback by the Oakland Raiders.

The Raiders scored 14 unanswered points in the final quarter to come from behind in a closely-contested game at Estadio Azteca. Despite two turnovers in the first half, the Texans were tied 10-10 heading into the lockerroom. Houston allowed just three points off those turnovers, and added a takeaway of its own on the night, and held Oakland to just seven net yards of rushing in the first half.

On the night, **Brock Osweiler** was 26-of-39 for 243 yards, one touchdown, and one interception. He also added two carries for 19 yards.

Both Millers, **Lamar** and **Braxton**, scored touchdowns in the loss. Lamar Miller rushed for 104 yards on 24 carries while Braxton Miller caught five passes for 25 yards and his first career NFL score. C.J. Fiedorowicz led the receivers with six receptions and 82 yards receiving.

Raiders quarterback Derek Carr completed 21-of-31 for 295 yards and had three touchdowns and one interception. The Texans defense held the Raiders to just 30 net yards rushing and 4-of-11 on third down conversions. **Benardrick McKinney** led the defense with eight tackles and a tackle for loss.

On the opening drive of the game, **DeAndre Hopkins** had a catch-and-run that was ruled a touchdown but later overturned. The Texans would settle for a 32-yard field goal after converting 3-of-4 third downs on the drive. Houston took an early 3-0 lead after the 13-play, 61-yard drive that lasted 6:26.

The Raiders offense got on the board later in the first half. Running back Jalen Richard caught a 17-yard touchdown pass from Carr, giving the Raiders a 7-3 lead with 14:54 left in the second quarter.

On the ensuing kickoff, the Raiders regained possession after a muffed return by **Tyler Ervin**. Oakland took over at the Houston 19-yard line. The Texans defense held Oakland to a 19-yard field goal after two consecutive goal-line stops. The Raiders extended their lead, 10-3.

The Texans would respond, putting together a nine-play, 75-yard drive that ended with the first NFL touchdown scored by rookie Braxton Miller on a 12-yard pass from Osweiler. The Texans and Raiders tied 10-10 with 7:59 left in the second quarter.

The Texans and Raiders were all tied at 10 at halftime.

On the first play of the third quarter, **A.J. Bouye** intercepted Carr's pass, intended for Amari Cooper. It was just Carr's fourth interception on the season. Osweiler and the offense capitalized, adding a one-yard touchdown run by Lamar Miller to cap off a 13-play, 65-yard drive.

The Raiders were held to a field goal in the third quarter. Janikowski kicked a 20-yard field goal and the Raiders trailed 17-13.

Nick Novak added his second kick of the day, a 19-yard field goal, and to give the Texans a 20-13 lead, but it was short-lived. Carr threw a deep pass to fullback Jamize Olawale who scored on a 75-yard touchdown pass just one play later.

The Texans were within scoring range to take the lead at the Oakland 15-yard line, but were unable to convert a fourth-and-inches. After a short pass to Latavius Murray on second down that led to a 39-yard gain, Carr threw a 35-yard touchdown pass to Amari Cooper. Oakland took a 27-20 lead with 4:43 remaining.

SCORING

SCORE BY PERIODS	1	2	3	4	OT	Total
Houston Texans	3	7	7	3	-	20
Oakland Raiders	0	10	3	14	-	27

SCORING DRIVES

Team	Qtr	Time	Play Description (Extra Point) (Drive info)	HOU	OAK
Texans	1	8:34	N.Novak 32 yd. Field Goal (13-61, 6:26)	3	0
Raiders	2	14:54	J.Richard 17 yd. pass from D.Carr (S.Janikowski kick) (8-79, 4:35)	3	7
Raiders	2	12:48	S.Janikowski 19 yd. Field Goal (5-18, 2:06)	3	10
Texans	2	7:59	B.Miller 12 yd. pass from B.Osweiler (N.Novak kick) (9-75, 4:49)	10	10
Texans	3	8:32	L.Miller 1 yd. run (N.Novak kick) (13-65, 6:19)	17	10
Raiders	3	2:39	S.Janikowski 20 yd. Field Goal (12-73, 5:53)	17	13
Texans	4	10:57	N.Novak 28 yd. Field Goal (12-64, 6:42)	20	13
Raiders	4	10:44	J.Olawale 75 yd. pass from D.Carr (S.Janikowski kick) (1-75, 0:13)	20	20
Raiders	4	4:43	A.Cooper 35 yd. pass from D.Carr (S.Janikowski kick) (5-85, 1:32)	20	27

TEAM STATISTICS

	TEXANS	RAIDERS
TOTAL FIRST DOWNS	22	16
THIRD DOWN EFFICIENCY	8-16-50%	4-11-36%
FOURTH DOWN EFFICIENCY	1-2-50%	1-2-50%
TOTAL NET YARDS	354	325
NET YARDS RUSHING	124	30
NET YARDS PASSING	230	295
PASS ATTEMPTS-COMPLETIONS-HAD INTERCEPTED	39-26-1	31-21-1
KICKOFFS Number-In End Zone-Touchbacks	5-5-5	6-4-4
PUNTS Number and Average	3-52.0	3-53.0
Net Punting Average	36.3	49.7
FGs - PATs Had Blocked	0-0	0-0
TOTAL RETURN YARDAGE (Not Including Kickoffs)	10	27
PENALTIES Number and Yards	7-101	4-21
FUMBLES Number and Lost	1-1	1-0
TOUCHDOWNS	2	3
EXTRA POINTS Made-Attempts	2-2	3-3
FIELD GOALS Made-Attempts	2-2	2-2
RED ZONE EFFICIENCY	2-5-40%	1-4-25%
GOAL TO GO EFFICIENCY	2-2-100%	0-2-0%
SAFETIES	0	0
FINAL SCORE	20	27
TIME OF POSSESSION	36:27	23:33

INDIVIDUAL STATISTICS

RUSHING (Att-Yds): Houston, L. Miller 24-104, B. Osweiler 2-19, J. Prosch 1-2, B. Miller 1-1, A. Hunt 5-(-2). Oakland, L. Murray 12-33, J. Richard 3-2, D. Washington 1-0, D. Carr 2-(-2), J. Olawale 2-(-3).

PASSING (C-A-Y-I): Houston, B. Osweiler 26-39-243-1. Oakland, D. Carr 21-31-295-1.

RECEIVING (Rec-Yds): Houston, C. Fiedorowicz 6-82, D. Hopkins 5-58, B. Miller 5-25, R. Griffin 3-32, K. Humphrey 2-12, L. Miller 2-9, W. Fuller 1-17, S. Anderson 1-14, B. Osweiler 1-(-6). Oakland, L. Murray 5-59, A. Cooper 4-57, J. Olawale 3-90, J. Richard 3-50, M. Crabtree 3-5, C. Walford 2-28, S. Roberts 1-6.

SACKS (Sk-Yds): Houston, none. Oakland, B. Irvin 1-4, K. Mack 1-9.

INTERCEPTIONS (Int-Yds): Houston, A. Bouye 1-0. Oakland, M. Smith 1-0.

TACKLES (S-A-T): Houston, B. McKinney 8-0-8, J. Clowney 5-0-5, W. Mercilus 3-0-3, Q. Demps 3-0-3, K. Jackson 2-1-3, J. Joseph 1-2-3, A. Hal 2-0-2, B. Cushing 2-0-2, A. Bouye 1-1-2, C. Moore 1-0-1, J. Simon 1-0-1, C. Covington 1-0-1, M. Bullough 1-0-1, D. Reader 1-0-1. Oakland, B. Irvin 9-1-10, M. Smith 9-1-10, K. Joseph 9-1-10, D. Hayden 4-0-4, D. Amerson 3-1-4, K. Mack 3-0-3, D. Williams 3-0-3, C. James 2-1-3, P. Riley 1-2-3, R. Nelson Jr. 2-0-2, D. Autry 2-0-2, S. Smith 2-0-2, S. McGee 2-0-2, J. Ellis 1-1-2, S. Calhoun 1-0-1, J. Ward 0-1-1.

MISSED FIELD GOAL: Houston, none. Oakland, none.

WEEK 12 GAME SUMMARY



WEEK 12: Houston 13 vs. San Diego 21 71,897 • NRG Stadium • Houston, Texas • Nov. 27, 2016



GAME SUMMARY

The Texans fell 21-13 to the San Diego Chargers for their first home loss of the 2016 season. Despite a late comeback, Houston dropped its second consecutive game as it came off a short week following the Monday night game in Mexico City.

Four turnovers and penalties plagued the Texans. Houston, flagged eight times in the first half, committed nine penalties for 58 yards on the day.

Brock Osweiler was 22-of-37 for 246 yards with one rushing touchdown and three interceptions. **DeAndre Hopkins** had a team-high five catches for 70 yards. The Texans rushed for 114 yards, led by **Lamar Miller** who had 19 carries for 57 yards. Miller also added three receptions for 18 yards.

San Diego quarterback Philip Rivers completed 22-of-30 passes for 242 yards, three touchdowns, and one interception. Dontrelle Inman led all San Diego receivers with six catches for 119 yards and one touchdown.

The Texans defense held the Chargers to 67 yards rushing. **Benardrick McKinney** led the team with 12 tackles, including eight solo, one sack, two quarterback hits, and one tackle for loss. **Quintin Demps'** interception was Houston's lone takeaway of the day.

After a scoreless first quarter, the Texans took an early lead after a one-yard quarterback plunge by Osweiler. **Will Fuller's** 33-yard catch on third down was the key play of the drive, giving Houston the ball on the six-yard line. Osweiler's run capped off a 10-play, 72-yard drive. Houston led 7-0 with 11:11 remaining in the second quarter.

The Chargers scored touchdowns on back-to-back drives in the second quarter. Rivers responded with a 52-yard touchdown pass to Inman, tying the game at seven.

A turnover ended Houston's next offensive series. Osweiler's pass, intended for Hopkins, was picked off by cornerback Casey Hayward. Gordon rushed for a 19-yard gain on third-and-1 to set up the Chargers next score. Rivers threw a 21-yard touchdown pass to Tyrell Williams on the next play.

After missing a 54-yard field goal, the Chargers headed into halftime with a 14-7 lead.

Both teams had turnovers in the third quarter. On the Texans second possession after halftime, Lamar Miller's 20-yard gain was negated after a fumble. San Diego took over at its 21-yard line but the drive was cut short when the Texans forced a takeaway of their own. Demps intercepted Rivers on third down.

Nick Novak added a 19-yard field goal and the Texans trailed 14-10 with 14:09 in the fourth quarter.

Rivers added his third touchdown of the day as he connected with Hunter Henry.

With less than two minutes remaining, the Texans looked to mount their comeback. On fourth-and-three from deep in Houston territory, Osweiler scrambled 21 yards for a first down. Novak added his second field goal of the day, a 45-yarder, to finish a nine-play, 60-yard drive that took just 2:03.

Jonathan Grimes recovered the ensuing onside kick for Houston. With 0:12 remaining, Osweiler attempted two Hail Mary passes but did not succeed as the final play of the game ended in an interception.

SCORING

SCORE BY PERIODS	1	2	3	4	OT	Total
San Diego Chargers	0	14	0	7	-	21
Houston Texans	0	7	0	6	-	13

SCORING DRIVES

Team	Qtr	Time	Play Description (Extra Point) (Drive info)	SD	HOU
Texans	2	11:11	B.Osweiler 1 yd. run (N.Novak kick) (10-72, 5:16)	0	7
Chargers	2	6:44	D.Inman 52 yd. pass from P.Rivers (J.Lambo kick) (6-74, 4:27)	7	7
Chargers	2	1:54	Ty.Williams 21 yd. pass from P.Rivers (J.Lambo kick) (5-63, 2:53)	14	7
Texans	4	14:09	N.Novak 19 yd. Field Goal (9-36, 5:28)	14	10
Chargers	4	9:52	H.Henry 12 yd. pass from P.Rivers (J.Lambo kick) (7-75, 4:17)	21	10
Texans	4	0:14	N.Novak 45 yd. Field Goal (9-60, 2:03)	21	13

TEAM STATISTICS

	CHARGERS	TEXANS
TOTAL FIRST DOWNS	18	22
THIRD DOWN EFFICIENCY	4-11-36%	4-11-36%
FOURTH DOWN EFFICIENCY	0-0-0%	1-2-50%
TOTAL NET YARDS	302	353
NET YARDS RUSHING	67	114
NET YARDS PASSING	235	239
PASS ATTEMPTS-COMPLETIONS-HAD INTERCEPTED	30-22-1	37-22-3
KICKOFFS Number-In End Zone-Touchbacks	4-4-4	4-3-2
PUNTS Number and Average	6-48.7	4-47.3
Net Punting Average	40.8	39.5
FGs - PATs Had Blocked	0-0	0-0
TOTAL RETURN YARDAGE (Not Including Kickoffs)	37	29
PENALTIES Number and Yards	10-78	9-58
FUMBLES Number and Lost	0-0	2-1
TOUCHDOWNS	3	1
EXTRA POINTS Made-Attempts	3-3	1-1
FIELD GOALS Made-Attempts	0-1	2-2
RED ZONE EFFICIENCY	1-1-100%	1-2-50%
GOAL TO GO EFFICIENCY	0-0-0%	1-2-50%
SAFETIES	0	0
FINAL SCORE	21	13
TIME OF POSSESSION	29:59	30:01

INDIVIDUAL STATISTICS

RUSHING (Att-Yds): San Diego, M. Gordon 17-70, K. Farrow 1-(-3). Houston, L. Miller 19-57, B. Osweiler 3-23, A. Hunt 2-19, J. Grimes 2-14, B. Miller 1-1.

PASSING (C-A-Y-I): San Diego, P. Rivers 22-30-242-1. Houston, B. Osweiler 22-37-246-3.

RECEIVING (Rec-Yds): San Diego, Ty. Williams 8-70, D. Inman 6-119, M. Gordon 4-19, H. Henry 2-20, T. Benjamin 1-8, J. Butler 1-6. Houston, D. Hopkins 5-70, W. Fuller 4-60, C. Fiedorowicz 4-42, R. Griffin 4-36, L. Miller 3-18, B. Miller 1-12, S. Anderson 1-8.

SACKS (Sk-Yds): San Diego, J. Bosa 0.5-3.5, D. Square 0.5-3.5. Houston, B. McKinney 1-7.

INTERCEPTIONS (Int-Yds): San Diego, D. Lowery 1-25, C. Hayward 1-1, D. McCoil 1-0. Houston, Q. Demps 1-2.

TACKLES (S-A-T): San Diego, K. Toomer 4-9-13, D. Perryman 6-4-10, J. Addae 6-2-8, J. Bosa 4-3-7, C. Mager 2-5-7, C. Hayward 3-2-5, D. Lowery 2-2-4, D. Square 1-1-2, M. Ingram 1-1-2, K. Emanuel 1-1-2, D. Philon 1-1-2, T. Williams 0-2-2, C. Liuget 0-2-2, A. Phillips 1-0-1. Houston, B. McKinney 8-4-12, A. Bouye 5-2-7, B. Cushing 3-4-7, Q. Demps 2-3-5, W. Mercilus 4-0-4, K. Jackson 4-0-4, J. Joseph 2-0-2, A. Hal 1-1-2, J. Clowney 1-1-2, M. Bullough 1-0-1, D. Reader 0-1-1, J. Heath 0-1-1, C. Covington 0-1-1, E. Pleasant 0-1-1.

MISSED FIELD GOAL: San Diego, J. Lambo 54WL. Houston, none.

WEEK 13 GAME SUMMARY



WEEK 13: Houston 13 at Green Bay 21 77,867 • Lambeau Field • Green Bay, Wis. • Dec. 4, 2016



GAME SUMMARY

The Texans fell 21-13 to the Green Bay Packers at Lambeau Field.

Despite Aaron Rodgers leading the Packers on two fourth-quarter scoring drives, the Texans responded with a touchdown of their own late in the game, a **DeAndre Hopkins** catch-and-run score, but it wouldn't be enough to emerge victorious at Lambeau.

Brock Osweiler threw two touchdown passes and was 22-of-35 for 202 yards in the loss. Seven different receivers caught a pass, with Hopkins and **Ryan Griffin** scoring touchdowns. The Texans rushed for 123 yards, led by **Jonathan Grimes** who had five carries for a team-high 43 yards on the ground.

Outside linebacker **Whitney Mercilus** had the lone sack of the day as well as four tackles, one quarterback hit, two tackles for loss, and a fumble recovery. The Texans defense was without **Jadeveon Clowney**, who didn't travel with the team to Green Bay.

Rodgers completed 20-of-30 passes for 209 yards and two touchdowns. Jordy Nelson led the Packers receivers with eight catches for 118 yards and a touchdown.

Both teams exchanged fumbles in the first quarter, but neither was able to convert the takeaway into points. After a scoreless first quarter, Green Bay converted a short field into the first score of the day. The Texans turned the ball over on downs near mid-field after an unsuccessful fourth-and-1 attempt.

After Rodgers threw a 9-yard touchdown pass to Randall Cobb, Green Bay took a 7-0 lead with 8:02 left in the second quarter.

The score held and the the Texans headed into halftime trailing 7-0.

On the first possession of the second half, Osweiler's 24-yard pass to **Will Fuller V** on third-and-9 kept the Texans drive alive. Osweiler also connected on throws to **C.J. Fiedorowicz** and Hopkins. On fourth-and-1, Osweiler's six-yard pass to Griffin resulted in Houston's first touchdown of the day. Houston and Green Bay were tied 7-7 with 7:32 left in the third quarter.

Green Bay scored 14 unanswered points on back-to-back drives in the fourth quarter. The Texans pinned the Packers deep in their own territory, forcing them to start their drive at the 2-yard line. Rodgers orchestrated a 12-play, 98-yard drive that ended in a 32-yard touchdown to Jordy Nelson. The Packers followed up with a three-yard touchdown run by fullback Aaron Ripkowski on their next possession.

Green Bay took a 21-7 lead with 4:18 left in the fourth quarter.

Osweiler and the Texans marched down the field with completions to Fuller V, Grimes, and Griffin. Hopkins caught a 44-yard touchdown pass to move the Texans within one score again. After a missed extra point attempt, the Texans trailed 21-13.

Houston attempted an onside kick with less than two minutes remaining, but Green Bay recovered.

SCORING

SCORE BY PERIODS	1	2	3	4	OT	Total
Houston Texans	0	0	7	6	-	13
Green Bay Packers	0	7	0	14	-	21

SCORING DRIVES

Team	Qtr	Time	Play Description (Extra Point) (Drive info)	HOU	GB
Packers	2	8:02	R.Cobb 9 yd. pass from A.Rodgers (M.Crosby kick) (10-50, 5:58)	0	7
Texans	3	7:32	R.Griffin 6 yd. pass from B.Osweiler (N.Novak kick) (10-63, 4:57)	7	7
Packers	4	12:42	J.Nelson 32 yd. pass from A.Rodgers (M.Crosby kick) (12-98, 5:20)	7	14
Packers	4	4:11	A.Ripkowski 3 yd. run (M.Crosby kick) (8-89, 4:41)	7	21
Texans	4	1:51	D.Hopkins 44 yd. pass from B.Osweiler (kick failed, wr) (6-78, 2:20)	13	21

TEAM STATISTICS

	TEXANS	PACKERS
TOTAL FIRST DOWNS	17	16
THIRD DOWN EFFICIENCY	6-15-40%	4-12-33%
FOURTH DOWN EFFICIENCY	1-2-50%	1-2-50%
TOTAL NET YARDS	307	309
NET YARDS RUSHING	123	109
NET YARDS PASSING	184	200
PASS ATTEMPTS-COMPLETIONS-HAD INTERCEPTED	35-22-0	30-20-0
KICKOFFS Number-In End Zone-Touchbacks	3-0-0	4-3-1
PUNTS Number and Average	5-41.0	5-43.0
Net Punting Average	32.2	35.8
FGs - PATs Had Blocked	0-0	0-0
TOTAL RETURN YARDAGE (Not Including Kickoffs)	16	44
PENALTIES Number and Yards	3-12	4-30
FUMBLES Number and Lost	1-1	1-1
TOUCHDOWNS	2	3
EXTRA POINTS Made-Attempts	1-2	3-3
FIELD GOALS Made-Attempts	0-0	0-0
RED ZONE EFFICIENCY	1-1-100%	2-3-67%
GOAL TO GO EFFICIENCY	0-0-0%	1-1-100%
SAFETIES	0	0
FINAL SCORE	13	21
TIME OF POSSESSION	31:31	28:29

INDIVIDUAL STATISTICS

RUSHING (Att-Yds): Houston, J. Grimes 5-43, A. Blue 5-38, L. Miller 14-22, B. Osweiler 3-20. Green Bay, T. Montgomery 6-40, C. Michael 9-19, J. Janis 1-19, A. Rodgers 3-16, A. Ripkowski 3-14, J. Starks 4-1.

PASSING (C-A-Y-I): Houston, B. Osweiler 22-35-202-0. Green Bay, A. Rodgers 20-30-209-0.

RECEIVING (Rec-Yds): Houston, C. Fiedorowicz 6-44, W. Fuller V 5-59, R. Griffin 4-35, D. Hopkins 3-58, A. Blue 2-3, J. Grimes 1-15, L. Miller 1-(-4). Green Bay, J. Nelson 8-118, J. Cook 3-19, R. Cobb 3-19, T. Montgomery 2-16, R. Rodgers 2-16, D. Adams 1-17.

SACKS (Sk-Yds): Houston, W. Mercilus 1-9. Green Bay, J. Peppers 1-10, D. Lowry 1-8.

INTERCEPTIONS (Int-Yds): Houston, none. Green Bay, none.

TACKLES (S-A-T): Houston, Q. Demps 7-0-7, B. Cushing 2-4-6, K. Jackson 5-0-5, B. McKinney 3-2-5, W. Mercilus 4-0-4, C. Moore 4-0-4, J. Joseph 4-0-4, A. Bouye 3-1-4, A. Smith 2-0-2, E. Pleasant 2-0-2, D. Reader 1-0-1, R. Nelson Jr. 1-0-1, V. Wilfork 1-0-1, C. Covington 1-0-1, C. James 1-0-1, J. Heath 0-1-1, U. Kamalu 0-1-1. Green Bay, M. Burnett 7-2-9, H. Clinton-Dix 6-1-7, J. Peppers 4-1-5, J. Thomas 4-1-5, D. Jones 4-0-4, J. Ryan 3-1-4, M. Hyde 3-1-4, N. Perry 3-1-4, L. Guion 3-1-4, L. Gunter 3-0-3, Q. Rollins 3-0-3, D. Randall 1-1-2, D. Lowry 1-0-1, M. Pennel 1-0-1.

MISSED FIELD GOAL: Houston, none. Green Bay, none.

WEEK 14 GAME SUMMARY



WEEK 14: Houston 22 at Indianapolis 17 65,250 • Lucas Oil Stadium • Indianapolis, Ind. • Dec. 11, 2016



GAME SUMMARY

In a game featuring two teams tied for first place in the AFC South, the Texans responded with a key 22-17 win to snap their three-game losing streak and sweep the Indianapolis Colts for the first time in franchise history.

Houston's defense forced three turnovers and had 13 quarterback hits on Andrew Luck. Both safeties, **Quintin Demps** and **Andre Hal**, intercepted the Colts quarterback. **Jadeveon Clowney** recorded a strip sack while **Whitney Mercilus** had the ensuing fumble recovery. **Nick Novak** was 5-for-5 on field goals, including three converted off of Indianapolis turnovers.

Lamar Miller scored a touchdown and rushed for 107 yards on 21 carries, eclipsing the 1,000 yard mark on the season for just the second time in his career. The Texans rushed for 185 net yards as a team in the win and dominated time of possession, holding the ball for 36 minutes to the Colts 23. **Brock Osweiler** completed 14-of-24 passes for 147 yards on the day. He threw passes to eight different receivers in the win.

Indianapolis took an early 3-0 lead after Adam Vinatieri's 32-yard field goal on their first offensive series of the day.

Houston responded with a field goal of its own after the Texans defense forced its first turnover of the game. The Colts second offensive drive ended when Demps intercepted Luck's pass, intended for tight end Dwayne Allen. Demps added a 15-yard return and Novak's 21-yard kick tied the game 3-3 with 4:00 remaining in the first quarter.

On the next offensive series, Osweiler responded with a scoring drive extended by three big conversions on third down: a 22-yard catch by **DeAndre Hopkins**, a 19-yard run by **Akeem Hunt**, and then 6-yard sliding catch by C.J. Fiedorowicz for a first-and-goal. **Lamar Miller**'s two-yard touchdown run capped off a 12-play, 80-yard drive. The Texans took a 10-3 lead with 2:26 left in the first half.

After Adam Vinatieri missed a 55-yard field goal late in the second quarter, allowing the Texans to take over on downs at their own 45-yard line. After a short drive, Novak added his second field goal of the day, connecting from 52 yards.

The Texans headed into halftime with a 13-3 lead.

Luck threw his second interception of the day on the Colts on the opening drive of the second half. Hal picked off Luck after pressure by Clowney on the Colts quarterback. Novak added his second field goal of the day off a turnover. Houston extended its lead 16-3.

The Colts scored their first touchdown of the day on the next drive. After a defensive pass interference call, Frank Gore scored on an 18-yard touchdown catch.

Luck and the Colts, looking to score on back-to-back drives, turned the ball over at the Texans 3-yard line. Clowney's strip sack resulted in a fumble recovery for Mercilus and a big stop for the Texans defense late in the third quarter. Novak successfully added a 41-yard field goal, to give Houston a 19-10 lead with 11:58 left in the final quarter.

On the ensuing possession, Luck found T.Y. Hilton for a 14-yard catch on a tipped pass. Two plays later, Hilton caught a 35-yard touchdown pass to get the Colts within two points of the Texans.

Vince Wilfork's big stop on fourth-and-1 ended the Colts final drive. The Texans offense took over on downs and Osweiler ended the game in victory formation.

Houston took sole possession of the AFC South, improving to 7-6 on the season, and a perfect 4-0 in the division.

SCORING

SCORE BY PERIODS	1	2	3	4	OT	Total
Houston Texans	3	10	3	6	-	22
Indianapolis Colts	3	0	7	7	-	17

SCORING DRIVES

Team	Qtr	Time	Play Description (Extra Point) (Drive info)	HOU	IND
Colts	1	8:31	A.Vinatieri 32 yd. Field Goal (10-74, 3:50)	0	3
Texans	1	4:00	N.Novak 21 yd. Field Goal (6-13, 2:01)	3	3
Texans	2	2:26	L.Miller 2 yd. run (N.Novak kick) (12-80, 7:19)	10	3
Texans	2	0:12	N.Novak 52 yd. Field Goal (5-22, 0:34)	13	3
Texans	3	12:46	N.Novak 24 yd. Field Goal (5-12, 1:08)	16	3
Colts	3	9:53	F.Gore 18 yd. pass from A.Luck (A.Vinatieri kick) (6-75, 2:53)	16	10
Texans	4	11:53	N.Novak 41 yd. Field Goal (12-64, 5:36)	19	10
Colts	4	9:06	T.Hilton 35 yd. pass from A.Luck (A.Vinatieri kick) (8-83, 2:47)	19	17
Texans	4	2:47	N.Novak 34 yd. Field Goal (11-58, 6:19)	22	17

TEAM STATISTICS

	TEXANS	COLTS
TOTAL FIRST DOWNS	20	21
THIRD DOWN EFFICIENCY	5-14-36%	5-12-42%
FOURTH DOWN EFFICIENCY	0-0-0%	0-1-0%
TOTAL NET YARDS	316	348
NET YARDS RUSHING	185	83
NET YARDS PASSING	131	265
PASS ATTEMPTS-COMPLETIONS-HAD INTERCEPTED	24-14-1	45-24-2
KICKOFFS Number-In End Zone-Touchbacks	7-7-5	4-4-2
PUNTS Number and Average	3-52.0	2-40.5
Net Punting Average	50.7	30.5
FGs - PATs Had Blocked	0-0	0-0
TOTAL RETURN YARDAGE (Not Including Kickoffs)	39	29
PENALTIES Number and Yards	7-124	9-59
FUMBLES Number and Lost	1-0	1-1
TOUCHDOWNS	1	2
EXTRA POINTS Made-Attempts	1-1	2-2
FIELD GOALS Made-Attempts	5-5	1-2
RED ZONE EFFICIENCY	1-5-20%	1-3-33%
GOAL TO GO EFFICIENCY	1-3-33%	0-1-0%
SAFETIES	0	0
FINAL SCORE	22	17
TIME OF POSSESSION	36:05	23:55

INDIVIDUAL STATISTICS

RUSHING (Att-Yds): Houston, L. Miller 21-107, A. Blue 16-55, A. Hunt 1-19, J. Grimes 1-6, B. Osweiler 2-(-2). Indianapolis, F. Gore 10-41, A. Luck 2-32, R. Turbin 3-10.

PASSING (C-A-Y-I): Houston, B. Osweiler 14-24-147-1. Indianapolis, A. Luck 24-45-276-2.

RECEIVING (Rec-Yds): Houston, C. Fiedorowicz 3-32, D. Hopkins 2-33, R. Griffin 2-23, W. Fuller V. 2-22, K. Humphrey 2-16, L. Miller 1-15, J. Grimes 1-6, A. Blue 1-0. Indianapolis, T. Hilton 9-115, J. Doyle 5-55, R. Turbin 4-33, P. Dorsett 3-19, F. Gore 2-33, C. Rodgers 1-21.

SACKS (Sk-Yds): Houston, J. Clowney 1-11. Indianapolis, H. Ridgeway 1-5, T. Cole 1-11.

INTERCEPTIONS (Int-Yds): Houston, A. Hal 1-24, Q. Demps 1-15. Indianapolis, A. Ayers 1-25.

TACKLES (S-A-T): Houston, K. Jackson 7-1-8, B. McKinney 5-3-8, B. Cushing 3-3-6, R. Nelson Jr. 4-1-5, W. Mercilus 3-0-3, J. Clowney 1-2-3, A. Bouye 1-2-3, V. Wilfork 1-1-2, C. Covington 1-1-2, Q. Demps 1-1-2, D. Reader 0-2-2, A. Dent 1-0-1, C. Moore 0-1-1. Indianapolis, E. Jackson 3-7-10, A. Morrison 3-6-9, A. Jones 4-4-8, M. Adams 6-1-7, R. Melvin 3-3-6, H. Ridgeway 1-4-5, T. Cole 3-1-4, D. Parry 3-1-4, E. Walden 3-1-4, T. Green 2-0-2, J. McNary 2-0-2, V. Davis 2-0-2, H. Anderson 1-1-2, A. Ayers 0-2-2, D. Butler 1-0-1, D. Morris 0-1-1.

MISSED FIELD GOAL: Houston, none. Indianapolis, A. Vinatieri 55SH.

WEEK 15 GAME SUMMARY



WEEK 15: Houston 21 vs. Jacksonville 20 71,803 • NRG Stadium • Houston, Texas • Dec. 18, 2016



GAME SUMMARY

The Texans, led by backup quarterback **Tom Savage**, rallied from a 13-point deficit to defeat the Jacksonville Jaguars 21-20 at NRG Stadium.

The Texans, who trailed for most of the game, took the lead with a late fourth-quarter touchdown run by **Lamar Miller**, who had 22 carries for 63 yards on the day. Savage completed 23-of-36 passes for 260 yards. **DeAndre Hopkins** had a season-high eight catches and led the Texans with 87 yards receiving. **Nick Novak** was a perfect 4-of-4 with field goals from 39, 45, 43 and 27 yards.

The Texans defense, playing without injured starters **Whitney Mercilus** and **Johnathan Joseph**, held Jacksonville to just 150 net yards of offense. **Benardrick McKinney** led the team with seven tackles, one sack, two quarterback hits, and one tackle for loss. **Jadeveon Clowney** also recorded one sack, two quarterback hits, three tackles for loss, and one pass defended. Houston defensive unit held Blake Bortles to just 12-of-28 through the air for 92 yards and one interception.

The Jaguars took an early 13-0 lead, after **Brock Osweiler** threw interceptions on back-to-back possessions. Osweiler was then replaced by Savage in the second quarter. Osweiler completed 6-of-11 for 48 yards before exiting the game.

The Jaguars scored ten points off Osweiler's two interceptions, including a one-yard touchdown run by Bortles. Savage then entered the game with 8:31 left in the second quarter. His first offensive series stalled after an unsuccessful fourth-and-goal attempt.

Houston's first points of the game came on a safety when Jacksonville was called for offensive holding enforced from its own endzone.

With less than two minutes remaining in the first half, Savage led the Texans on a six-play, 40-yard scoring drive with back-to-back passes to **Ryan Griffin** and Hopkins. Novak's 39-yard field goal cut the Jaguars lead to one possession.

The Texans trailed 13-5 at halftime.

Novak added a 45-yard field goal in the third quarter. On the ensuing kickoff, Marquise Lee returned it 100 yards for the score, giving the Jaguars a 20-8 lead.

The Texans pulled ahead with 2:51 remaining in the fourth quarter. Savage completed passes to **Will Fuller V**, Griffin, and Lamar Miller for 10, 8, and 10 yards, consecutively, on the scoring drive. Miller's one-yard touchdown run capped off a 8-play, 52-yard drive, giving Houston a one point lead.

Houston's defense kept Bortles and the Jaguars offense scoreless in the final quarter. Safety **Quintin Demps** intercepted Bortles on Jacksonville's final possession of the game. Savage ended the Week 15 win in victory formation as the Texans improved to 8-6 on the season.

SCORING

SCORE BY PERIODS	1	2	3	4	OT	Total
Jacksonville Jaguars	0	13	7	0	-	20
Houston Texans	0	5	6	10	-	21

SCORING DRIVES

Team	Qtr	Time	Play Description (Extra Point) (Drive info)	JAX	HOU
Jaguars	2	13:36	J.Myers 26 yd. Field Goal (11-56, 5:36)	3	0
Jaguars	2	11:16	J.Myers 50 yd. Field Goal (4--7, 1:38)	6	0
Jaguars	2	8:32	B.Bortles 1 yd. run (J.Myers kick) (4-37, 1:30)	13	0
Texans	2	1:35	Penalty on N.Sterling enforced in end zone for a Safety	13	2
Texans	2	0:49	N.Novak 39 yd. Field Goal (6-40, 0:46)	13	5
Texans	3	7:02	N.Novak 45 yd. Field Goal (9-57, 5:14)	13	8
Jaguars	3	6:50	M.Lee 100 yd. kickoff return (J.Myers kick) (0-0, 0:12)	20	8
Texans	3	0:11	N.Novak 43 yd. Field Goal (9-45, 3:15)	20	11
Texans	4	7:54	N.Novak 27 yd. Field Goal (14-58, 6:05)	20	14
Texans	4	2:51	L.Miller 1 yd. run (N.Novak kick) (8-52, 2:56)	20	21

TEAM STATISTICS

	JAGUARS	TEXANS
TOTAL FIRST DOWNS	9	23
THIRD DOWN EFFICIENCY	3-13-23%	4-14-29%
FOURTH DOWN EFFICIENCY	0-1-0%	0-1-0%
TOTAL NET YARDS	150	387
NET YARDS RUSHING	67	79
NET YARDS PASSING	83	308
PASS ATTEMPTS-COMPLETIONS-HAD INTERCEPTED	28-12-1	47-29-2
KICKOFFS Number-In End Zone-Touchbacks	6-4-4	6-6-4
PUNTS Number and Average	6-52.5	5-45.2
Net Punting Average	46.2	43.4
FGs - PATs Had Blocked	0-0	0-0
TOTAL RETURN YARDAGE (Not Including Kickoffs)	44	50
PENALTIES Number and Yards	12-91	6-71
FUMBLES Number and Lost	0-0	3-0
TOUCHDOWNS	2	1
EXTRA POINTS Made-Attempts	2-2	1-1
FIELD GOALS Made-Attempts	2-2	4-4
RED ZONE EFFICIENCY	1-2-50%	1-3-33%
GOAL TO GO EFFICIENCY	1-1-100%	1-2-50%
SAFETIES	0	1
FINAL SCORE	20	21
TIME OF POSSESSION	23:18	36:42

INDIVIDUAL STATISTICS

RUSHING (Att-Yds): Jacksonville, C. Ivory 10-44, T. Yeldon 8-28, B. Bortles 2-(-5). Houston, L. Miller 22-63, A. Hunt 3-15, J. Grimes 1-3, A. Blue 1-1, T. Savage 3-0, W. Fuller 1-(-3).

PASSING (C-A-Y-I): Jacksonville, B. Bortles 12-28-92-1. Houston, T. Savage 23-36-260-0. B. Osweiler 6-11-48-2.

RECEIVING (Rec-Yds): Jacksonville, T. Yeldon 5-34, B. Walters 2-26, A. Robinson 2-15, N. Sterling 1-14, B. Koyack 1-2, A. Ellis 1-1. Houston, D. Hopkins 8-87, R. Griffin 8-85, W. Fuller V. 4-42, W. Williams 2-34, L. Miller 2-26, J. Grimes 2-12, K. Mumphery 1-11, S. Anderson 1-7, A. Blue 1-4.

SACKS (Sk-Yds): Jacksonville, none. Houston, B. McKinney 1-1, J. Clowney 1-8.

INTERCEPTIONS (Int-Yds): Jacksonville, J. Ramsey 1-35, T. Smith 1-0. Houston, Q. Demps 1-12.

TACKLES (S-A-T): Jacksonville, J. Cyprien 13-4-17, P. Posluszny 5-6-11, T. Smith 6-2-8, J. Ramsey 4-0-4, T. Alualu 3-1-4, T. Gipson 3-1-4, P. Thompson 2-1-3, M. Jackson 2-1-3, A. Jones 2-1-3, P. Amukamara 2-0-2, D. Skuta 1-1-2, S. Marks 1-1-2, Y. Ngakoue 1-0-1, M. Jack 1-0-1, S. Day 1-0-1, J. Wilson 1-0-1. Houston, B. McKinney 4-3-7, J. Clowney 4-1-5, Q. Demps 4-1-5, B. Cushing 2-2-4, A. Hal 2-2-4, B. Scarlett 1-3-4, K. Jackson 1-2-3, A. Bouye 1-1-2, U. Kamalu 1-1-2, D. Reader 0-2-2, A. Dent 1-0-1, C. Moore 1-0-1, J. Heath 1-0-1, R. Nelson Jr. 1-0-1, M. Bullough 0-1-1, V. Wilfork 0-1-1.

MISSED FIELD GOAL: Jacksonville, none. Houston, none.

Game story via HoustonTexans.com

WEEK 16 GAME SUMMARY



WEEK 16: Houston 12 vs. Cincinnati 10
71,836 • NRG Stadium • Houston, Texas • Dec. 24, 2016



GAME SUMMARY

Christmas came early for the Texans, who locked up the AFC South with a 12-10 win over the Cincinnati Bengals on Saturday night at NRG Stadium. A missed last-second field goal sealed the victory in front of a home crowd.

With the Titans falling to the Jaguars on the road earlier in the afternoon, Houston needed to win to earn their second-consecutive division title and playoff appearance.

Tom Savage made his first career NFL start against Cincinnati. The third-year quarterback and the Texans offense didn't gain much momentum until after halftime. After a scoreless first half, **Savage** led the Texans on three scoring drives, two field goals and one touchdown. **Savage** completed 18-of-29 for 176 yards and threw no interceptions. **DeAndre Hopkins** caught three passes for 43 yards, while **C.J. Fiedorowicz** made four catches for 42 yards.

Alfred Blue also got his first start of the season with **Lamar Miller** out with an ankle injury. **Blue** scored his first touchdown of the year on a 24-yard run in the fourth quarter. He finished the night with 21 carries for 73 yards in the win.

The Texans defense was led by **A.J. Bouye** with nine tackles and three passes defended. **Andy Dalton**, sacked three times, was 28-of-41 for 268 yards, one touchdown, and one interception. **Whitney Mercilus** recorded two sacks, two quarterback hits, and two tackles for loss. **Jadeveon Clowney** had one sack, one quarterback hit and one tackle for loss. **Quintin Demps** had the lone takeaway for the Texans, picking off **Dalton**'s for his third interception in as many weeks.

Nick Novak was 2-for-2, connecting on field goals from 25 and 22 yards. **Novak** has now made 16 consecutive field goals, tying the second-longest streak in Texans history.

It was a battle of the defenses in the first half, with each team punting six times. The Bengals took a 3-0 lead heading into the locker room after Bengals kicker **Randy Bullock** connected on a 43-yard field goal as time expired in the second quarter.

After a scoreless first half, the Texans scored on back-to-back possessions to start the third quarter.

Savage orchestrated an 11-play, 68-yard drive resulting in a field goal to open the second half. **Novak's** 25-yard kick tied the game 3-3 with 9:05 remaining in the third quarter.

Three defensive penalties resulted in first downs for Houston's offense, two defensive pass interference calls on **Adam Jones** and a roughing the passer call for first down. **Akeem Hunt's** 24-yard catch-and-run moved the Texans to the Cincinnati six-yard line. **Novak's** 22-yard field goal gave Houston its first lead with 13:31 left in the fourth quarter, but it would be short-lived.

Dalton, after being intercepted by **Demps**, returned to the field and threw his first touchdown pass of the day. On third-and-five, **Dalton's** pass to **Brandon LaFell** resulted in an 86-yard touchdown. The Bengals took a 10-6 lead with 10:45 left in the game.

Savage kicked off the ensuing drive with three consecutive first downs: **Will Fuller V** had a 19-yard gain followed by an 11-yard run by **Savage**, and then a 21-yard catch by **Hopkins** to move the Texans to the Cincinnati 24-yard line. On the next play, **Blue's** 24-yard touchdown run gave Houston a lead they would never relinquish.

Bullock missed the 43-yard field goal attempt as time expired and Houston earned the 2016 AFC South title in back-to-back seasons.

SCORING

SCORE BY PERIODS	1	2	3	4	OT	Total
Cincinnati Bengals	0	3	0	7	-	10
Houston Texans	0	0	3	9	-	12

SCORING DRIVES

Team	Qtr	Time	Play Description (Extra Point) (Drive info)	CIN	HOU
Bengals	2	0:00	R.Bullock 43 yd. Field Goal (14-67, 4:58)	3	0
Texans	3	9:05	N.Novak 25 yd. Field Goal (11-68, 5:55)	3	3
Texans	4	13:31	N.Novak 22 yd. Field Goal (12-71, 6:34)	3	6
Bengals	4	10:45	B.LaFell 86 yd. pass from A.Dalton (R.Bullock kick) (3-91, 0:55)	10	6
Texans	4	8:41	A.Blue 24 yd. run (kick blocked) (4-75, 2:04)	10	12

TEAM STATISTICS

	BENGALS	TEXANS
TOTAL FIRST DOWNS	15	17
THIRD DOWN EFFICIENCY	7-16-44%	4-14-29%
FOURTH DOWN EFFICIENCY	1-1-100%	0-0-0%
TOTAL NET YARDS	294	250
NET YARDS RUSHING	50	95
NET YARDS PASSING	244	155
PASS ATTEMPTS-COMPLETIONS-HAD INTERCEPTED	41-28-1	29-18-0
KICKOFFS Number-In End Zone-Touchbacks	2-2-2	4-0-0
PUNTS Number and Average	8-45.8	8-46.4
Net Punting Average	41.8	44.5
FGs - PATs Had Blocked	0-0	0-1
TOTAL RETURN YARDAGE (Not Including Kickoffs)	15	32
PENALTIES Number and Yards	6-60	3-25
FUMBLES Number and Lost	1-0	1-0
TOUCHDOWNS	1	1
EXTRA POINTS Made-Attempts	1-1	0-1
FIELD GOALS Made-Attempts	1-2	2-2
RED ZONE EFFICIENCY	0-0-0%	0-2-0%
GOAL TO GO EFFICIENCY	0-0-0%	0-2-0%
SAFETIES	0	0
FINAL SCORE	10	12
TIME OF POSSESSION	28:54	31:06

INDIVIDUAL STATISTICS

RUSHING (Att-Yds): Cincinnati, R. Burkhead 12-42, J. Hill 7-8. Houston, A. Blue 21-73, T. Savage 1-11, A. Hunt 1-6, J. Prosch 1-5.

PASSING (C-A-Y-I): Cincinnati, A. Dalton 28-41-268-1. Houston, T. Savage 18-29-176-0.

RECEIVING (Rec-Yds): Cincinnati, C. Core 8-39, B. LaFell 6-130, C. Uzomah 5-28, R. Burkhead 4-25, T. Boyd 2-25, R. Hewitt 1-8, J. Wright 1-8, A. Erickson 1-5. Houston, C. Fiedorowicz 4-42, A. Blue 4-17, D. Hopkins 3-43, W. Fuller V 3-39, A. Hunt 2-28, K. Mumphery 2-7.

SACKS (\$k-Yds): Cincinnati, M. Johnson 0.5-2.5, G. Atkins 1-7, W. Gilberry 1.5-8.5, W. Clarke 1-3. Houston, W. Mercilus 2-14, J. Clowney 1-10.

INTERCEPTIONS (Int-Yds): Cincinnati, none. Houston, Q. Demps 1-0.

TACKLES (S-A-T): Cincinnati, K. Dansby 5-5-10, V. Rey 3-4-7, G. Iloka 3-3-6, M. Johnson 2-2-4, D. Peko 1-3-4, G. Atkins 3-0-3, S. Williams 3-0-3, W. Gilberry 2-1-3, P. Sims 2-1-3, W. Clarke 2-0-2, N. Vigil 2-0-2, R. Maua 2-0-2, A. Jones 2-0-2, D. Dennard 1-0-1, D. Kirkpatrick 1-0-1, C. Dunlap 1-0-1, J. Shaw 1-0-1, M. Hunt 0-1-1. Houston, A. Bouye 9-0-9, B. McKinney 5-2-7, A. Hal 4-3-7, Q. Demps 3-4-7, B. Cushing 3-2-5, W. Mercilus 3-0-3, C. Moore 3-0-3, E. Pleasant 2-1-3, K. Jackson 2-1-3, J. Clowney 1-2-3, J. Joseph 2-0-2, C. Covington 0-2-2, D. Reader 0-2-2, V. Wilfork 1-0-1, A. Smith 1-0-1, J. Simon 0-1-1.

MISSED FIELD GOAL: Cincinnati, R. Bullock 43WR. Houston, none.

WEEK 17 GAME SUMMARY



WEEK 17: Houston 17 at Tennessee 24 65,205 • Nissan Stadium • Nashville, Tenn. • Jan. 1, 2017



GAME SUMMARY

The Texans fell 24-17 to the Tennessee Titans in the final game of the 2016 regular season.

Tom Savage started the game but left early in the second quarter, and was ruled out with a concussion at halftime. He was 5-of-8 for 25 yards. **Brock Osweiler**, who finished the game, was 21-of-40 for 253 yards, passing for one touchdown and rushing for another. **DeAndre Hopkins** led all Texans receivers with seven catches for 123 yards.

The Texans defense, which was without starters **Jadeveon Clowney**, **Johnathan Joseph**, **Brian Cushing**, and **John Simon**, was led by cornerback **Denzel Rice** with a team-high nine tackles. Rookie **Joel Heath** recorded his first two career NFL sacks.

On the Texans opening series, a sack on Savage resulted in a fumble recovery in the endzone by Titans defensive end Daquan Jones. Tennessee took an early 7-0 lead with 9:57 left in the first quarter.

With 7:19 left in the second quarter, **Quintin Demps** intercepted Matt Cassel and added a 19-yard return to knock the Titans out of field goal range. This was Demps fourth straight game with an interception.

Cassel threw his first touchdown pass with 0:23 left in the first half. **Rishard Mathew's** two-yard catch gave the Titans a 14-0 lead heading into halftime.

Osweiler orchestrated the Texans first touchdown drive of the day on the opening drive of the second half. On fourth-and-goal, **C.J. Fiedorowicz** caught a four-yard touchdown pass to cap off a 13-play, 81-yard drive. The Texans converted five first downs, including two on big plays to Hopkins and **Will Fuller V**. Houston trailed 14-7 with 10:39 left in the third quarter.

Tennessee responded with a two-yard touchdown run by **Derrick Henry** on the next drive to extend the Titans lead, 21-7.

With 3:11 left in the game, Osweiler ended a 14-play, 75-yard drive with a one-yard scramble into the endzone. Houston cut the Titans advantage to 24-17, but were unable to complete the comeback.

SCORING

SCORE BY PERIODS	1	2	3	4	OT	Total
Houston Texans	0	0	10	7	-	17
Tennessee Titans	7	7	7	3	-	24

SCORING DRIVES

Team	Qtr	Time	Play Description (Extra Point) (Drive info)	HOU	TEN
Titans	1	9:57	D.Jones fumble recovery in end zone (R.Succop kick)	0	7
Titans	2	0:23	R.Mathews 2 yd. pass from M.Cassel (R.Succop kick) (7-36, 2:08)	0	14
Texans	3	10:31	C.Fiedorowicz 4 yd. pass from B.Osweiler (N.Novak kick) (13-81, 4:29)	7	14
Titans	3	4:44	D.Henry 2 yd. run (R.Succop kick) (10-55, 5:47)	7	21
Texans	3	1:11	N.Novak 26 yd. Field Goal (8-67, 3:33)	10	21
Titans	4	8:30	R.Succop 35 yd. Field Goal (13-57, 7:41)	10	24
Texans	4	3:11	B.Osweiler 1 yd. run (N.Novak kick) (14-75, 5:19)	17	24

TEAM STATISTICS

	TEXANS	TITANS
TOTAL FIRST DOWNS	20	16
THIRD DOWN EFFICIENCY	3-15-20%	9-15-60%
FOURTH DOWN EFFICIENCY	4-6-67%	0-0-0%
TOTAL NET YARDS	289	236
NET YARDS RUSHING	46	103
NET YARDS PASSING	243	133
PASS ATTEMPTS-COMPLETIONS-HAD INTERCEPTED	48-26-0	26-16-1
KICKOFFS Number-In End Zone-Touchbacks	4-0-0	5-4-3
PUNTS Number and Average	3-47.3	5-42.2
Net Punting Average	33.7	41.0
FGs - PATs Had Blocked	0-0	0-0
TOTAL RETURN YARDAGE (Not Including Kickoffs)	25	41
PENALTIES Number and Yards	6-35	7-50
FUMBLES Number and Lost	1-1	0-0
TOUCHDOWNS	2	3
EXTRA POINTS Made-Attempts	2-2	3-3
FIELD GOALS Made-Attempts	1-2	1-1
RED ZONE EFFICIENCY	2-3-67%	2-3-67%
GOAL TO GO EFFICIENCY	2-3-67%	2-3-67%
SAFETIES	0	0
FINAL SCORE	17	24
TIME OF POSSESSION	29:08	30:52

INDIVIDUAL STATISTICS

RUSHING (Att-Yds): Houston, A. Blue 11-28, J. Grimes 8-16, T. Savage 2-1, B. Osweiler 1-1. Tennessee, D. Henry 15-65, D. Murray 11-21, M. Mariani 1-15, M. Cassel 2-2.

PASSING (C-A-Y-I): Houston, B. Osweiler 21-40-253-0, T. Savage 5-8-25-0. Tennessee, M. Cassel 16-26-150-1.

RECEIVING (Rec-Yds): Houston, D. Hopkins 7-123, J. Grimes 4-33, W. Fuller V 3-24, K. Mumfery 3-23, A. Blue 3-12, W. Williams 2-41, C. Fiedorowicz 2-12, R. Griffin 2-10. Tennessee, R. Matthews 9-114, D. Walker 5-35, D. Henry 1-3, D. Murray 1-(-2).

SACKS (Sk-Yds): Houston, C. Covington 1-2, J. Heath 2-11, U. Kamalu 1-4. Tennessee, J. Casey 2-14, S. Spence 1-15, D. Stafford 1-6.

INTERCEPTIONS (Int-Yds): Houston, Q. Demps 1-19. Tennessee, none.

TACKLES (S-A-T): Houston, D. Rice 6-3-9, C. Covington 4-1-5, M. Bullough 3-2-5, E. Pleasant 4-0-4, A. Hal 3-1-4, B. Scarlett 1-3-4, J. Heath 3-0-3, C. Moore 3-0-3, A. Bouye 2-1-3, U. Kamalu 2-0-2, R. Nelson Jr. 2-0-2, W. Mercilus 1-1-2, D. Reader 1-1-2, K. Jackson 1-1-2, Q. Demps 1-0-1, B. Peters 1-0-1, B. McKinney 1-0-1. Tennessee, A. Williamson 5-2-7, J. Casey 4-2-6, W. Woodyard 4-1-5, S. Spence 3-2-5, D. Morgan 2-3-5, D. Searcy 4-0-4, A. Blake 2-2-4, K. Byard 2-1-3, L. Sims 2-1-3, An. Woods 2-1-3, B. McCain 2-1-3, R. Johnson 2-0-2, Au. Johnson 1-1-2, D. Stafford 1-0-1, B. Orakpo 1-0-1, B. Brinkley 1-0-1, A. Woods 1-0-1, D. Jones 0-1-1.

MISSED FIELD GOAL: Houston, N. Novak 45RU. Tennessee, none.

AFC WILD CARD GAME SUMMARY



AFC Wild Card: Houston 27 vs. Oakland 14

71,790 • NRG Stadium • Houston, Texas • Jan. 7, 2017



GAME SUMMARY

In front of a home crowd of 71,790, the Houston Texans defeated the Oakland Raiders 27-14 in the AFC Wild Card game to advance to the next round of the NFL playoffs.

In his return to the starting lineup, **Brock Osweiler** completed 14-of-25 passes for 168 yards, throwing one touchdown, and rushing for another. **DeAndre Hopkins** led all receivers with five catches for 67 yards and caught Osweiler's lone TD throw.

The Texans rushed for 124 net yards, led by **Lamar Miller's** 73. This was **Miller's first game back since Week 15**.

Houston's defense had another dominant performance, forcing three turnovers on rookie quarterback Connor Cook and holding the Raiders to just 203 total yards of offense. The Texans also forced eight-consecutive Oakland punts through the second and third quarters.

Whitney Mercilus recorded two sacks, two quarterback hits and three tackles for loss. **Jadeveon Clowney**, in his playoff debut, had an interception along with **Corey Moore** and **A.J. Bouye**. **Johnathan Joseph** led the defense with 10 tackles (all solo) and three passes defended.

The Texans took an early 10-0 lead after a 50-yard **Nick Novak** field goal and an early takeaway. Clowney tipped and intercepted Cook's pass, intended for Latavius Murray, deep in Oakland territory. One play later, Miller scored on a 4-yard touchdown run.

After a 37-yard punt return by Jalen Richard, the Raiders responded with a scoring drive of their own. Murray rushed for a two-yard touchdown to cap off a five-play, 38-yard drive. Oakland trailed 10-7 with 1:06 left in the first quarter.

Novak added his second field goal of the day with a 38-yard kick to finish off a 10-play, 75-yard drive. The Texans took a 13-7 lead in the second quarter.

With less than two minutes remaining in the first half, Osweiler threw two deep passes to **Will Fuller V** and Hopkins to move the Texans offense down the field. Hopkins' 38-yard catch gave Houston a first-and-goal at the three-yard line. Two plays later, Hopkins caught a two-yard touchdown pass, his first career postseason score, to cap off a four-play, 60-yard drive. The Texans led 20-7 with 1:24 left in the second quarter.

Fuller's 19-yard catch-and-run extended a Texans drive late in the third quarter. Osweiler's deep pass to Hopkins in the endzone drew a defensive pass interference call on Oakland, giving Houston first-and-goal at the one-yard line. Osweiler would then rush for a one-yard touchdown run to give the Texans a 27-7 lead.

On the next drive, a defensive pass interference call on Houston moved the ball 25 yards down the field to give Oakland possession with first-and-goal. Cook connected with Andre Holmes on an eight-yard touchdown pass. Oakland trailed 27-14.

The Raiders final two possessions ended in interceptions. Moore picked off a pass intended for Amari Cooper and returned it 20 yards. On Oakland's final offensive play, Bouye picked off Cook on fourth-and-10. The Texans finished the game in victory formation.

SCORING

SCORE BY PERIODS	1	2	3	4	OT	Total
Oakland Raiders	7	0	0	7	-	14
Houston Texans	10	10	0	7	-	27

SCORING DRIVES

Team	Qtr	Time	Play Description (Extra Point) (Drive info)	OAK	HOU
Texans	1	7:57	N. Novak 50 yd. Field Goal (4-8, 1:52)	0	3
Texans	1	6:16	L. Miller 4 yd. run (N. Novak kick) (1-4, 0:04)	0	10
Raiders	1	1:01	L. Murray 2 yd. run (S. Janikowski kick) (5-38, 1:55)	7	10
Texans	2	8:43	N. Novak 38 yd. Field Goal (10-75, 4:26)	7	13
Texans	2	1:20	D. Hopkins 2 yd. pass from B. Osweiler (N. Novak kick) (4-60, 1:05)	7	20
Texans	4	12:28	B. Osweiler 1 yd. run (N. Novak kick) (7-53, 2:49)	7	27
Raiders	4	8:10	A. Holmes 8 yd. pass from C. Cook (S. Janikowski kick) (11-75, 4:18)	14	27

TEAM STATISTICS

	RAIDERS	TEXANS
TOTAL FIRST DOWNS	16	19
THIRD DOWN EFFICIENCY	2-16-13%	4-15-27%
FOURTH DOWN EFFICIENCY	1-2-50%	0-0-0%
TOTAL NET YARDS	203	291
NET YARDS RUSHING	64	123
NET YARDS PASSING	139	168
PASS ATTEMPTS-COMPLETIONS-HAD INTERCEPTED	45-18-3	25-14-0
KICKOFFS Number-In End Zone-Touchbacks	3-0-0	6-4-3
PUNTS Number and Average	10-45.7	9-46.0
Net Punting Average	41.4	36.0
FGs - PATs Had Blocked	0-0	0-0
TOTAL RETURN YARDAGE (Not Including Kickoffs)	70	52
PENALTIES Number and Yards	8-63	7-65
FUMBLES Number and Lost	0-0	3-0
TOUCHDOWNS	2	3
EXTRA POINTS Made-Attempts	2-2	3-3
FIELD GOALS Made-Attempts	0-0	2-2
RED ZONE EFFICIENCY	2-2-100%	3-3-100%
GOAL TO GO EFFICIENCY	2-2-100%	3-3-100%
SAFETIES	0	0
FINAL SCORE	14	27
TIME OF POSSESSION	26:31	33:29

INDIVIDUAL STATISTICS

RUSHING (Att-Yds): Oakland, L. Murray 12-39, D. Washington 4-16, J. Olawale 1-6, J. Richard 3-3, A. Cooper 1-0. Houston, L. Miller 31-73, J. Grimes 4-30, B. Osweiler 6-15, A. Blue 2-4, J. Prosch 1-1.

PASSING (C-A-Y-I): Oakland, C. Cook 18-45-161-1. Houston, B. Osweiler 14-25-168-1.

RECEIVING (Rec-Yds): Oakland, A. Holmes 4-50, M. Rivera 4-31, M. Crabtree 2-33, C. Walford 2-16, A. Cooper 2-10, J. Richard 2-8, L. Murray 1-12, S. Roberts 1-1. Houston, D. Hopkins 5-67, W. Fuller V 4-37, R. Griffin 3-29, C. Fiedorowicz 2-35.

SACKS (Sk-Yds): Oakland, none. Houston, W. Mercilus 2-16, D. Reader 1-6.

INTERCEPTIONS (Int-Yds): Oakland, none. Houston, C. Moore 1-20, A. Bouye 1-6, J. Clowney 1-3.

TACKLES (S-A-T): Oakland, K. Mack 8-3-11, P. Riley 3-3-6, R. Nelson 5-0-5, B. Irvin 3-2-5, D. Autry 4-0-4, K. Joseph 4-0-4, M. Smith 3-0-3, M. Edwards 3-0-3, C. James 2-1-3, B. Trawick 2-1-3, D. Williams 2-1-3, T. Carrie 2-0-2, S. McGee 2-0-2, S. Smith 1-1-2, D. Amerson 1-1-2, J. Ellis 0-2-2, D. Bates 1-0-1, D. Latham 1-0-1, J. Olawale 1-0-1. Houston, J. Joseph 10-0-10, W. Mercilus 5-2-7, B. McKinney 3-4-7, A. Hal 4-2-6, B. Cushing 2-2-4, K. Jackson 1-3-4, R. Nelson Jr. 3-0-3, J. Heath 2-0-2, Q. Demps 2-0-2, E. Pleasant 1-1-2, A. Bouye 0-2-2, D. Reader 1-0-1, J. Clowney 1-0-1, C. Covington 1-0-1, A. Smith 1-0-1.

MISSED FIELD GOAL: Oakland, none. Houston, none.

AFC DIVISIONAL GAME SUMMARY



AFC Divisional: Houston 16 at New England 34

66,829 • Gillette Stadium • Foxborough, Mass. • Jan. 14, 2017



GAME SUMMARY

The Texans fell 34-16 to the New England Patriots in the Divisional Round of the NFL playoffs. In a closely contested game, Houston was within one score of the Patriots in the fourth quarter, but fell behind after two turnovers in the final period.

The Texans defense forced three turnovers of its own, including two interceptions of Tom Brady. **A.J. Bouye** and **Andre Hal** picked off the Patriots quarterback, who had just two interceptions all season. Houston scored 13 points off takeaways. **Whitney Mercilus** and **Brian Cushing** each had a sack and combined for four quarterback hits on Brady.

Houston's defense held New England under 100 yards rushing, but big plays plagued the Texans, including a 98-yard kickoff return for a touchdown by Dion Lewis. Lewis scored three touchdowns, one receiving, one rushing, and the aforementioned return. Brady completed 18-of-38 for 287 yards, two touchdowns, two interceptions and had a passer rating of 68.6.

Brock Osweiler completed 23-of-40 for 198 yards, throwing one touchdown and three interceptions. **DeAndre Hopkins** led all Texans receivers with six catches for 65 yards. **C.J. Fiedorowicz** scored the lone touchdown and had three receptions for 36 yards. **Nick Novak** was 3-of-3 on field goals from 33, 27, and 46 yards.

After a defensive pass interference call, Tom Brady threw a 13-yard touchdown pass to Dion Lewis. The Patriots took an early 7-0 lead with 9:27 left in the first quarter.

The Texans responded, moving the ball down the field into scoring range. **Nick Novak** kicked a 33-yard field goal to give Houston its first points of the game.

The ensuing kickoff resulted in a 98-yard kickoff return for a touchdown by Lewis. Patriots took a 14-3 lead with 1:00 left in the first quarter.

The Texans then scored 10 points off two takeaways in the second quarter.

On the Patriots next offensive series, Bouye picked off Brady, giving the Texans possession at the New England 27-yard line. Six plays later, Novak added a 27-yard field goal.

The Texans scored again after recovering the ensuing kickoff in the red zone. **Akeem Dent** forced a fumble on Lewis' return, which was recovered by **Eddie Pleasant** at the Patriots 12-yard line. Two plays later, Osweiler connected with Fiedorowicz on a 10-yard touchdown pass. The Texans trailed 14-13 with 10:49 left in the second quarter.

Brady threw a deep 48-yard pass to Julian Edelman to move the Patriots into Houston territory. The Texans defense put up a goal-line stand to hold New England to a field goal. Gostkowski's 19-yard field goal gave the Patriots a 17-13 lead heading into halftime.

After the Texans defense forced a three-and-out on the opening drive of the second half, Brady orchestrated a scoring drive with back-to-back first downs to Edelman. James White caught a 19-yard touchdown pass to cap off the nine-play, 90-yard drive to extend the Patriots lead to 11.

Hal picked off Brady later in the quarter, which lead to a Novak's 46-yard field goal.

Osweiler threw his second interception of the game when Logan Ryan picked off his pass. Brady and the Patriots took over at the Houston 6-yard line following Ryan's 23-yard return. Lewis scored on a one-yard rushing touchdown. The Patriots took a 31-16 lead with 12:16 left in the fourth quarter. Gostkowski added a 43-yard field goal as New England pulled away 34-16.

SCORING

SCORE BY PERIODS	1	2	3	4	OT	Total
Houston Texans	3	10	0	3	-	16
New England Patriots	14	3	7	10	-	34

SCORING DRIVES

Team	Qtr	Time	Play Description (Extra Point) (Drive info)	HOU	NE
Patriots	1	9:27	D.Lewis 13 yd. pass from T.Brady (S.Gostkowski kick) (2-65, 0:43)	0	7
Texans	1	1:15	N.Novak 33 yd. Field Goal (14-62, 8:12)	3	7
Patriots	1	1:00	D.Lewis 98 yd. kickoff return (S.Gostkowski kick) (0-0, 0:15)	3	14
Texans	2	11:36	N.Novak 27 yd. Field Goal (6-18, 2:48)	6	14
Texans	2	10:49	C.Fiedorowicz 10 yd. pass from B.Osweiler (N.Novak kick) (2-12, 0:40)	13	14
Patriots	2	0:07	S.Gostkowski 19 yd. Field Goal (10-66, 3:47)	13	17
Patriots	3	9:09	J.White 19 yd. pass from T.Brady (S.Gostkowski kick) (9-90, 3:21)	13	24
Texans	4	14:51	N.Novak 46 yd. Field Goal (4-6, 0:50)	16	24
Patriots	4	12:16	D.Lewis 1 yd. run (S.Gostkowski kick) (2-6, 0:28)	16	31
Patriots	4	6:37	S.Gostkowski 43 yd. Field Goal (10-43, 3:45)	16	34

TEAM STATISTICS

	TEXANS	PATRIOTS
TOTAL FIRST DOWNS	14	20
THIRD DOWN EFFICIENCY	3-16-19%	5-14-36%
FOURTH DOWN EFFICIENCY	0-0-0%	0-0-0%
TOTAL NET YARDS	285	377
NET YARDS RUSHING	104	98
NET YARDS PASSING	181	279
PASS ATTEMPTS-COMPLETIONS-HAD INTERCEPTED	40-23-3	38-18-2
KICKOFFS Number-In End Zone-Touchbacks	5-3-2	7-4-4
PUNTS Number and Average	8-42.6	6-40.0
Net Punting Average	36.9	34.3
FGs - PATs Had Blocked	0-0	0-0
TOTAL RETURN YARDAGE (Not Including Kickoffs)	47	84
PENALTIES Number and Yards	5-75	5-50
FUMBLES Number and Lost	0-0	2-1
TOUCHDOWNS	1	4
EXTRA POINTS Made-Attempts	1-1	4-4
FIELD GOALS Made-Attempts	3-3	2-2
RED ZONE EFFICIENCY	1-3-33%	3-4-75%
GOAL TO GO EFFICIENCY	0-0-0%	1-2-50%
SAFETIES	0	0
FINAL SCORE	16	34
TIME OF POSSESSION	32:30	27:30

INDIVIDUAL STATISTICS

RUSHING (Att-Yds): Houston, L. Miller 19-73, B. Osweiler 1-18, J. Grimes 2-11, A. Blue 1-2. New England, D. Lewis 13-41, L. Blount 8-31, D. Amendola 1-15, J. Edelman 1-12, T. Brady 4-(-1).

PASSING (C-A-Y-I): Houston, B. Osweiler 23-40-198-3. New England, T. Brady 18-38-287-2.

RECEIVING (Rec-Yds): Houston, D. Hopkins 6-65, J. Grimes 4-43, L. Miller 4-16, C. Fiedorowicz 3-36, W. Fuller V 3-16, A. Hunt 2-15, K. Humphery 1-7. New England, J. Edelman 8-137, C. Hogan 4-95, D. Lewis 2-23, J. White 1-19, M. Floyd 1-9, M. Bennett 1-4, J. Develin 1-0.

SACKS (Sk-Yds): Houston, W. Mercilus 1-4, B. Cushing 1-4. New England, L. Ryan 1-5, M. Brown 1-9, R. Ninkovich 1-3.

INTERCEPTIONS (Int-Yds): Houston, A. Bouye 1-7, A. Hal 1-6. New England, D. Harmon 1-31, L. Ryan 1-23, D. McCourtly 1-4.

TACKLES (S-A-T): Houston, C. Moore 6-1-7, A. Hal 3-3-6, A. Bouye 5-0-5, B. McKinney 3-2-5, J. Joseph 4-0-4, K. Jackson 3-1-4, W. Mercilus 2-2-4, B. Cushing 1-3-4, J. Clowney 2-0-2, D. Reader 1-1-2, E. Pleasant 0-2-2, C. Covington 0-1-1, A. Dent 0-1-1, V. Wilfork 0-1-1. New England, D. Hightower 5-3-8, L. Ryan 4-3-7, A. Branch 2-5-7, T. Flowers 1-6-7, M. Brown 3-3-6, M. Butler 5-0-5, D. McCourtly 1-4-5, P. Chung 1-3-4, E. Rowe 3-0-3, E. Roberts 1-2-3, K. Van Noy 2-0-2, R. Ninkovich 1-1-2, J. Sheard 1-1-2, V. Valentine 1-0-1, D. Harmon 0-1-1.

MISSED FIELD GOAL: Houston, none. New England, none.

Game story via HoustonTexans.com



HOUSTON
TEXANS

TEXANS HISTORY

YEAR-BY-YEAR RESULTS

2002

Head Coach: Dom Capers

Preseason (1-4)

Day, Date	W/L	Score	Opponent	H/A/N	Attend.	Venue	Surface	Temp.	Kickoff Time	Hou. QB	Opp. QB
Mon, 8/5/02	L	17-34	N.Y. Giants	N	22,461	Fawcett Stadium (Canton, OH)	Artificial	74°	8:07 p.m. ET	D. Carr	K. Collins
Sat, 8/10/02	W	13-10	New Orleans	A	67,356	Louisiana Superdome	Artificial	NA	7:07 p.m. CT	D. Carr	A. Brooks
Sat, 8/17/02	L	9-19	Kansas City	A	73,506	Arrowhead Stadium	Grass	74°	7:30 p.m. CT	D. Carr	T. Green
Sat, 8/24/02	L	3-24	Miami	H	69,432	Reliant Stadium (roof open)	Grass	90°	7:10 p.m. CT	D. Carr	J. Fiedler
Fri, 8/30/02	L	13-17	Tampa Bay	H	68,371	Reliant Stadium (roof open)	Grass	90°	7:06 p.m. CT	D. Carr	B. Johnson

Regular Season (4-12 overall; 4th AFC South; 2-6 home; 2-6 away)

Day, Date	W/L	Score	Opponent	H/A/N	Attend.	Venue	Surface	Temp.	Kickoff Time	Hou. QB	Opp. QB
Sun, 9/8/02	W	19-10	Dallas	H	69,604	Reliant Stadium (roof closed)	Grass	NA	7:36 p.m. CT	D. Carr	Q. Carter
Sun, 9/15/02	L	3-24	San Diego	A	56,098	Qualcomm Stadium	Grass	74°	1:15 p.m. PT	D. Carr	D. Brees
Sun, 9/22/02	L	3-23	Indianapolis	H	69,204	Reliant Stadium (roof open)	Grass	81°	12:01 p.m. CT	D. Carr	P. Manning
Sun, 9/29/02	L	17-35	Philadelphia	A	64,867	Veterans Stadium	NeXTurf	64°	1:02 p.m. ET	D. Carr	D. McNabb
Sun, 10/13/02	L	24-31	Buffalo	H	70,120	Reliant Stadium (roof closed)	Grass	NA	12:02 p.m. CT	D. Carr	D. Bledsoe
Sun, 10/20/02	L	17-34	Cleveland	A	73,248	Cleveland Browns Stadium	Grass	50°	4:05 p.m. ET	D. Carr	T. Couch
Sun, 10/27/02	W	21-19	Jacksonville	A	53,721	ALLTEL Stadium	Grass	78°	4:15 p.m. ET	D. Carr	M. Brunell
Sun, 11/3/02	L	3-38	Cincinnati	H	69,827	Reliant Stadium (roof closed)	Grass	NA	12:01 p.m. CT	D. Carr	J. Kitna
Sun, 11/10/02	L	10-17	Tennessee	A	68,804	The Coliseum	Grass	76°	12:03 p.m. CT	D. Carr	S. McNair
Sun, 11/17/02	L	21-24	Jacksonville	H	69,711	Reliant Stadium (roof open)	Grass	66°	12:02 p.m. CT	D. Carr	M. Brunell
Sun, 11/24/02	W	16-14	N.Y. Giants	H	70,054	Reliant Stadium (roof open)	Grass	78°	3:15 p.m. CT	D. Carr	K. Collins
Sun, 12/1/02	L	3-19	Indianapolis	A	56,820	RCA Dome	Astroturf	NA	4:00 p.m. ET	D. Carr	P. Manning
Sun, 12/8/02	W	24-6	Pittsburgh	A	58,551	Heinz Field	Grass	35°	1:01 p.m. ET	D. Carr	T. Maddox
Sun, 12/15/02	L	19-23	Baltimore	H	70,108	Reliant Stadium (roof open)	Grass	70°	12:02 p.m. CT	D. Carr	J. Blake
Sun, 12/22/02	L	10-26	Washington	A	70,291	FedEx Field	Grass	54°	1:02 p.m. ET	D. Carr	P. Ramsey
Sun, 12/29/02	L	3-13	Tennessee	H	70,694	Reliant Stadium (roof open)	Grass	64°	12:03 p.m. CT	D. Carr	S. McNair

2003

Head Coach: Dom Capers

Preseason (0-4)

Day, Date	W/L	Score	Opponent	H/A/N	Attend.	Venue	Surface	Temp.	Kickoff Time	Hou. QB	Opp. QB
Mon, 8/9/03	L	12-20	Denver	H	70,021	Reliant Stadium (roof closed)	Grass	NA	7:38 p.m. CT	D. Carr	J. Plummer
Fri, 8/15/03	L	6-34	Dallas	A	60,058	Texas Stadium	Artificial	95°	7:06 p.m. CT	D. Carr	Q. Carter
Sat, 8/23/03	L	17-19	San Diego	H	70,007	Reliant Stadium (roof open)	Grass	89°	7:30 p.m. CT	D. Carr	D. Brees
Thu, 8/28/03	L	3-34	Tampa Bay	A	64,808	Raymond James Stadium	Grass	82°	8:05 p.m. ET	D. Carr	B. Johnson

Regular Season (5-11 overall; 4th AFC South; 3-5 home; 2-6 away)

Day, Date	W/L	Score	Opponent	H/A/N	Attend.	Venue	Surface	Temp.	Kickoff Time	Hou. QB	Opp. QB
Sun, 9/7/03	W	21-20	Miami	A	73,010	Pro Player Stadium	Grass	89°	1:06 p.m. ET	D. Carr	J. Fiedler
Sun, 9/14/03	L	10-31	New Orleans	A	68,390	Louisiana Superdome	Artificial	NA	12:02 p.m. CT	D. Carr	A. Brooks
Sun, 9/21/03	L	14-42	Kansas City	H	70,487	Reliant Stadium (roof closed)	Grass	NA	12:02 p.m. CT	D. Carr	T. Green
Sun, 9/28/03	W	24-20	Jacksonville	H	70,041	Reliant Stadium (roof open)	Grass	79°	12:05 p.m. CT	D. Carr	B. Leftwich
Sun, 10/12/03	L	17-38	Tennessee	A	68,809	The Coliseum	Grass	69°	12:03 p.m. CT	D. Carr	S. McNair
Sun, 10/19/03	L	14-19	N.Y. Jets	H	70,623	Reliant Stadium (roof open)	Grass	79°	3:05 p.m. ET	D. Carr	V. Testaverde
Sun, 10/26/03	L	21-30	Indianapolis	A	56,132	RCA Dome	Artificial	NA	4:15 p.m. ET	D. Carr	P. Manning
Sun, 11/2/03	W	14-10	Carolina	H	70,052	Reliant Stadium (roof open)	Grass	81°	12:02 p.m. CT	T. Banks	J. Delhomme
Sun, 11/9/03	L	27-34	Cincinnati	A	50,437	Paul Brown Stadium	Grass	43°	1:03 p.m. ET	D. Carr	J. Kitna
Sun, 11/16/03	W	12-10	Buffalo	A	72,677	Ralph Wilson Stadium	AstroPlay	47°	1:01 p.m. ET	D. Carr	D. Bledsoe
Sun, 11/23/03	L(OT)	20-23	New England	H	70,719	Reliant Stadium (roof closed)	Grass	NA	12:02 p.m. CT	T. Banks	T. Brady
Sun, 11/30/03	W	17-13	Atlanta	H	70,388	Reliant Stadium (roof open)	Grass	70°	12:03 p.m. CT	T. Banks	D. Johnson
Sun, 12/7/03	L	0-27	Jacksonville	A	43,363	ALLTEL Stadium	Grass	56°	1:02 p.m. ET	D. Ragone	B. Leftwich
Sun, 12/14/03	L	3-16	Tampa Bay	A	65,124	Raymond James Stadium	Grass	67°	1:01 p.m. ET	D. Ragone	B. Johnson
Sun, 12/21/03	L	24-27	Tennessee	H	70,758	Reliant Stadium (roof open)	Grass	NA	12:03 p.m. CT	D. Carr	S. McNair
Sun, 12/28/03	L	17-20	Indianapolis	H	70,680	Reliant Stadium (roof closed)	Grass	NA	12:03 p.m. CT	D. Carr	P. Manning

YEAR-BY-YEAR RESULTS

2004

Head Coach: Dom Capers

Preseason (1-3)

Day, Date	W/L	Score	Opponent	H/A/N	Attend.	Venue	Surface	Temp.	Kickoff Time	Hou. QB	Opp. QB
Sat, 8/14/04	W	18-0	Dallas	H	70,431	Reliant Stadium (roof open)	Grass	85°	7:06 p.m. CT	D. Carr	V. Testaverde
Sat, 8/21/04	L	3-38	Pittsburgh	A	56,028	Heinz Field	Artificial	70°	7:35 p.m. ET	D. Carr	T. Maddox
Fri, 8/27/04	L	17-31	Denver	A	71,256	INVESCO Field at Mile High	Grass	54°	7:06 p.m. MT	D. Carr	J. Plummer
Thu, 9/2/04	L	9-17	Tampa Bay	H	70,024	Reliant Stadium (roof open)	Grass	83°	7:07 p.m. CT	D. Carr	B. Johnson

Regular Season (7-9 overall; 3rd AFC South; 3-5 home; 4-4 away)

Day, Date	W/L	Score	Opponent	H/A/N	Attend.	Venue	Surface	Temp.	Kickoff Time	Hou. QB	Opp. QB
Sun, 9/12/04	L	20-27	San Diego	H	70,255	Reliant Stadium (roof closed)	Grass	NA	12:05 p.m. CT	D. Carr	D. Brees
Sun, 9/19/04	L	16-28	Detroit	A	61,465	Ford Field	Field Turf	68°	1:04 p.m. ET	D. Carr	J. Harrington
Sun, 9/26/04	W	24-21	Kansas City	A	77,433	Arrowhead Stadium	Grass	71°	12:00 p.m. CT	D. Carr	T. Green
Sun, 10/3/04	W	30-17	Oakland	H	70,741	Reliant Stadium (roof open)	Grass	NA	12:02 p.m. CT	D. Carr	K. Collins
Sun, 10/10/04	L(OT)	28-34	Minnesota	H	70,718	Reliant Stadium (roof open)	Grass	NA	12:02 p.m. CT	D. Carr	D. Culpepper
Sun, 10/17/04	W	20-10	Tennessee	A	68,932	The Coliseum	Grass	60°	12:02 p.m. CT	D. Carr	S. McNair
Sun, 10/31/04	W	20-6	Jacksonville	H	70,502	Reliant Stadium (roof open)	Grass	85°	12:02 p.m. CT	D. Carr	B. Leftwich
Sun, 11/7/04	L	13-31	Denver	A	74,292	INVESCO Field at Mile High	Grass	69°	2:15 p.m. MT	D. Carr	J. Plummer
Sun, 11/14/04	L	14-49	Indianapolis	A	56,511	RCA Dome	Artificial	NA	1:00 p.m. ET	D. Carr	P. Manning
Sun, 11/21/04	L	13-16	Green Bay	H	70,769	Reliant Stadium (roof closed)	Grass	NA	7:35 p.m. CT	D. Carr	B. Favre
Sun, 11/28/04	W	31-21	Tennessee	H	70,721	Reliant Stadium (roof open)	Grass	66°	12:05 p.m. CT	D. Carr	S. McNair
Sun, 12/5/04	L	7-29	N.Y. Jets	A	77,875	The Meadowlands	FieldTurf	56°	1:03 p.m. ET	D. Carr	C. Pennington
Sun, 12/12/04	L	14-23	Indianapolis	H	70,762	Reliant Stadium (roof open)	Grass	NA	12:02 p.m. CT	D. Carr	P. Manning
Sun, 12/19/04	W	24-5	Chicago	A	62,122	Soldier Field	Grass	12°	12:02 p.m. CT	D. Carr	C. Hutchinson
Sun, 12/26/04	W	21-0	Jacksonville	A	66,227	ALLTEL Stadium	Grass	40°	1:03 p.m. ET	D. Carr	B. Leftwich
Sun, 1/2/05	L	14-22	Cleveland	H	70,724	Reliant Stadium (roof closed)	Grass	72°	12:02 p.m. CT	D. Carr	K. Holcomb

2005

Head Coach: Dom Capers

Preseason (1-3)

Day, Date	W/L	Score	Opponent	H/A/N	Attend.	Venue	Surface	Temp.	Kickoff Time	Hou. QB	Opp. QB
Sat, 8/13/05	L	14-20	Denver	H	70,016	Reliant Stadium (roof closed)	Grass	NA	7:07 p.m. CT	D. Carr	J. Plummer
Sat, 8/20/05	W	19-17	Oakland	H	70,116	Reliant Stadium (roof closed)	Grass	NA	7:07 p.m. CT	D. Carr	K. Collins
Sat, 8/27/05	L	9-21	Dallas	A	54,288	Texas Stadium	Artificial	93°	7:00 p.m. CT	D. Carr	D. Bledsoe
Thu, 9/1/05	L	14-38	Tampa Bay	A	63,591	Raymond James Stadium	Grass	84°	7:36 p.m. ET	D. Carr	B. Griese

Regular Season (2-14 overall; 4th AFC South; 2-6 home; 0-8 away)

Day, Date	W/L	Score	Opponent	H/A/N	Attend.	Venue	Surface	Temp.	Kickoff Time	Hou. QB	Opp. QB
Sun, 9/11/05	L	7-22	Buffalo	A	71,781	Ralph Wilson Stadium	AstroPlay	76°	1:05 p.m. ET	D. Carr	J. Losman
Sun, 9/18/05	L	7-27	Pittsburgh	H	70,742	Reliant Stadium (roof open)	Grass	90°	12:02 p.m. CT	D. Carr	B. Roethlisberger
Sun, 10/2/05	L	10-16	Cincinnati	A	65,714	Paul Brown Stadium	FieldTurf	79°	1:02 p.m. ET	D. Carr	C. Palmer
Sun, 10/9/05	L	20-34	Tennessee	H	70,430	Reliant Stadium (roof closed)	Grass	NA	12:02 p.m. CT	D. Carr	S. McNair
Sun, 10/16/05	L	10-42	Seattle	A	66,196	Qwest Field	FieldTurf	57°	5:38 p.m. PT	D. Carr	M. Hasselbeck
Sun, 10/23/05	L	20-38	Indianapolis	H	70,621	Reliant Stadium (roof closed)	Grass	NA	12:03 p.m. CT	D. Carr	P. Manning
Sun, 10/30/05	W	19-16	Cleveland	H	70,064	Reliant Stadium (roof open)	Grass	78°	12:02 p.m. CT	D. Carr	T. Dilfer
Sun, 11/6/05	L	14-21	Jacksonville	A	64,613	ALLTEL Stadium	Grass	79°	1:01 p.m. ET	D. Carr	B. Leftwich
Sun, 11/13/05	L	17-31	Indianapolis	A	57,209	RCA Dome	Artificial	NA	1:03 p.m. ET	D. Carr	P. Manning
Sun, 11/20/05	L	17-45	Kansas City	H	70,481	Reliant Stadium (roof open)	Grass	58°	7:37 p.m. CT	D. Carr	T. Green
Sun, 11/27/05	L(OT)	27-33	St. Louis	H	70,010	Reliant Stadium (roof open)	Grass	NA	12:03 p.m. CT	D. Carr	J. Martin
Sun, 12/4/05	L	15-16	Baltimore	A	69,909	M&T Bank Stadium	Momentum	47°	1:02 p.m. ET	D. Carr	K. Boller
Sun, 12/11/05	L	10-13	Tennessee	A	69,149	The Coliseum	Grass	43°	12:03 p.m. CT	D. Carr	S. McNair
Sun, 12/18/05	W	30-19	Arizona	H	70,024	Reliant Stadium (roof closed)	Grass	NA	12:02 p.m. CT	D. Carr	K. Warner
Sat, 12/24/05	L	20-38	Jacksonville	H	70,025	Reliant Stadium (roof open)	Grass	65°	12:03 p.m. CT	D. Carr	D. Garrard
Sun, 1/1/06	L(OT)	17-20	San Francisco	A	67,970	Monster Park	Grass	56°	1:05 p.m. PT	D. Carr	A. Smith

YEAR-BY-YEAR RESULTS

2006

Head Coach: Gary Kubiak

Preseason (3-1)

Day, Date	W/L	Score	Opponent	H/A/N	Attend.	Venue	Surface	Temp.	Kickoff Time	Hou. QB	Opp. QB
Sat, 8/12/06	W	24-14	Kansas City	H	70,016	Reliant Stadium (roof closed)	Grass	NA	7:07 p.m. CT	D. Carr	T. Green
Sat, 8/19/06	W	27-20	St. Louis	A	65,391	Edward Jones Dome	Artificial	NA	7:00 p.m. CT	D. Carr	M. Bulger
Sat, 8/27/06	L	14-17	Denver	A	73,689	INVESCO Field at Mile High	Grass	70°	6:04 p.m. MT	D. Carr	J. Plummer
Thu, 8/31/06	W	16-13	Tampa Bay	H	70,037	Reliant Stadium (roof closed)	Grass	NA	7:07 p.m. CT	S. Rosenfels	C. Simms

Regular Season (6-10 overall; 4th AFC South; 4-4 home; 2-6 away)

Day, Date	W/L	Score	Opponent	H/A/N	Attend.	Venue	Surface	Temp.	Kickoff Time	Hou. QB	Opp. QB
Sun, 9/10/06	L	10-24	Philadelphia	H	70,180	Reliant Stadium (roof closed)	Grass	NA	12:02 p.m. CT	D. Carr	D. McNabb
Sun, 9/17/06	L	24-43	Indianapolis	A	56,614	RCA Dome	FieldTurf	NA	1:03 p.m. ET	D. Carr	P. Manning
Sun, 9/24/06	L	15-31	Washington	H	70,069	Reliant Stadium (roof closed)	Grass	NA	12:03 p.m. CT	D. Carr	M. Brunell
Sun, 10/1/06	W	17-15	Miami	H	70,071	Reliant Stadium (roof closed)	Grass	NA	12:02 p.m. CT	D. Carr	D. Culpepper
Sun, 10/15/06	L	6-34	Dallas	A	63,186	Texas Stadium	Sportfield Turf	66°	12:02 p.m. CT	D. Carr	D. Bledsoe
Sun, 10/22/06	W	27-7	Jacksonville	H	70,035	Reliant Stadium (roof open)	Grass	NA	12:03 p.m. CT	D. Carr	B. Leftwich
Sun, 10/29/06	L	22-28	Tennessee	A	69,143	LP Field	Grass	72°	12:02 p.m. CT	D. Carr	V. Young
Sun, 11/5/06	L	10-14	N.Y. Giants	A	78,485	Giants Stadium	FieldTurf	46°	1:02 p.m. ET	D. Carr	E. Manning
Sun, 11/12/06	W	13-10	Jacksonville	A	65,918	ALLTEL Stadium	Grass	56°	1:03 p.m. ET	D. Carr	D. Garrard
Sun, 11/19/06	L	21-24	Buffalo	H	70,125	Reliant Stadium (roof open)	Grass	61°	12:03 p.m. CT	D. Carr	J. Losman
Sun, 11/26/06	L	11-26	N.Y. Jets	A	76,596	The Meadowlands	FieldTurf	56°	1:02 p.m. ET	D. Carr	C. Pennington
Sun, 12/3/06	W	23-14	Oakland	A	46,276	McAfee Coliseum	Grass	56°	1:05 p.m. PT	D. Carr	A. Brooks
Sun, 12/10/06	L(OT)	20-26	Tennessee	H	70,760	Reliant Stadium (roof closed)	Grass	NA	12:02 p.m. CT	D. Carr	V. Young
Sun, 12/17/06	L	7-40	New England	A	68,756	Gillette Stadium	Grass	52°	1:02 p.m. ET	D. Carr	T. Brady
Sun, 12/24/06	W	27-24	Indianapolis	H	70,132	Reliant Stadium (roof closed)	Grass	NA	12:03 p.m. CT	D. Carr	P. Manning
Sun, 12/31/06	W	14-6	Cleveland	H	70,097	Reliant Stadium (roof open)	Grass	NA	12:02 p.m. CT	D. Carr	C. Frye

2007

Head Coach: Gary Kubiak

Preseason (2-2)

Day, Date	W/L	Score	Opponent	H/A/N	Attend.	Venue	Surface	Temp.	Kickoff Time	Hou. QB	Opp. QB
Sat, 8/11/07	L	19-20	Chicago	H	70,060	Reliant Stadium (closed)	Grass	NA	7:08 p.m. CT	M. Schaub	R. Grossman
Sat, 8/18/07	W	33-20	Arizona	A	64,405	Univ. of Phoenix (closed)	Grass	NA	1:05 p.m. MT	M. Schaub	M. Leinart
Sat, 8/25/07	W	28-16	Dallas	H	70,516	Reliant Stadium (closed)	Grass	NA	7:08 p.m. CT	M. Schaub	T. Romo
Thu, 8/30/07	L	24-31	Tampa Bay	A	64,321	Raymond James Stadium	Grass	90°	8:08 p.m. ET	S. Rosenfels	L. McCown

Regular Season (8-8 overall; 4th AFC South; 6-2 home; 2-6 away)

Day, Date	W/L	Score	Opponent	H/A/N	Attend.	Venue	Surface	Temp.	Kickoff Time	Hou. QB	Opp. QB
Sun, 9/9/07	W	20-3	Kansas City	H	70,080	Reliant Stadium (roof closed)	Grass	NA	12:05 p.m. CT	M. Schaub	D. Huard
Sun, 9/16/07	W	34-21	Carolina	A	73,665	Bank of America Stadium	Grass	74°	1:02 p.m. ET	M. Schaub	J. Delhomme
Sun, 9/23/07	L	24-30	Indianapolis	H	70,132	Reliant Stadium (roof closed)	Grass	NA	12:03 p.m. CT	M. Schaub	P. Manning
Sun, 9/30/07	L	16-26	Atlanta	A	69,312	The Georgia Dome	Field Turf	NA	1:02 p.m. ET	M. Schaub	J. Harrington
Sun, 10/7/07	W	22-19	Miami	H	70,156	Reliant Stadium (roof closed)	Grass	NA	12:02 p.m. CT	M. Schaub	T. Green
Sun, 10/14/07	L	17-37	Jacksonville	A	63,715	Jacksonville Municipal Stad.	Grass	81°	1:03 p.m. ET	M. Schaub	D. Garrard
Sun, 10/21/07	L	36-38	Tennessee	H	70,734	Reliant Stadium (roof closed)	Grass	NA	12:02 p.m. CT	M. Schaub	K. Collins
Sun, 10/28/07	L	10-35	San Diego	A	60,439	Qualcomm Stadium	Grass	78°	1:05 p.m. PT	M. Schaub	P. Rivers
Sun, 11/4/07	W	24-17	Oakland	A	49,603	McAfee Coliseum	Grass	70°	1:15 p.m. PT	S. Rosenfels	J. McCown
Sun, 11/18/07	W	23-10	New Orleans	H	70,780	Reliant Stadium (roof closed)	Grass	NA	12:02 p.m. CT	M. Schaub	D. Brees
Sun, 11/25/07	L	17-27	Cleveland	A	72,730	Cleveland Browns Stadium	Grass	41°	1:03 p.m. ET	M. Schaub	D. Anderson
Sun, 12/2/07	L	22-28	Tennessee	A	69,143	LP Field	Grass	61°	12:02 p.m. CT	M. Schaub	V. Young
Sun, 12/9/07	W	28-14	Tampa Bay	H	70,237	Reliant Stadium (roof closed)	Grass	NA	12:01 p.m. CT	S. Rosenfels	J. McCown
Thu, 12/13/07	W	31-13	Denver	H	70,747	Reliant Stadium (roof open)	Grass	59°	7:15 p.m. CT	S. Rosenfels	J. Cutler
Sun, 12/23/07	L	15-38	Indianapolis	A	57,262	RCA Dome	FieldTurf	NA	1:02 p.m. ET	S. Rosenfels	P. Manning
Sun, 12/30/07	W	42-28	Jacksonville	H	70,660	Reliant Stadium (roof open)	Grass	NA	12:02 p.m. CT	S. Rosenfels	Q. Gray

YEAR-BY-YEAR RESULTS

2008

Head Coach: Gary Kubiak

Preseason (2-2)

Day, Date	W/L	Score	Opponent	H/A/N	Attend.	Venue	Surface	Temp.	Kickoff Time	Hou. QB	Opp. QB
Sat, 8/9/08	W	19-16	Denver	H	70,020	Reliant Stadium (roof closed)	Grass	NA	7:07 p.m. CT	M. Schaub	J. Cutler
Sat, 8/16/08	W	31-27	New Orleans	A	64,405	Louisiana Superdome	Momentum	NA	7:06 p.m. CT	M. Schaub	D. Brees
Sat, 8/22/08	L	22-23	Dallas	A	60,795	Texas Stadium	Artificial	94°	7:05 p.m. CT	M. Schaub	T. Romo
Thu, 8/28/08	L	6-16	Tampa Bay	H	70,011	Reliant Stadium (roof closed)	Grass	NA	7:07 p.m. CT	S. Rosenfels	L. McCown

Regular Season (8-8 overall; 3rd AFC South; 6-2 home; 2-6 away)

Day, Date	W/L	Score	Opponent	H/A/N	Attend.	Venue	Surface	Temp.	Kickoff Time	Hou. QB	Opp. QB
Sun, 9/7/08	L	17-38	Pittsburgh	A	64,001	Heinz Field	Grassmaster	72°	1:02 p.m. ET	M. Schaub	B. Roethlisberger
Sun, 9/21/08	L	12-31	Tennessee	A	69,143	LP Field	Grass	80°	12:02 p.m. CT	M. Schaub	K. Collins
Sun, 9/28/08	L(OT)	27-30	Jacksonville	A	64,061	Jacksonville Municipal Stad.	Grass	82°	1:02 p.m. ET	M. Schaub	D. Garrard
Sun, 10/5/08	L	27-31	Indianapolis	H	70,118	Reliant Stadium (roof open)	Grass	82°	12:02 p.m. CT	S. Rosenfels	P. Manning
Sun, 10/12/08	W	29-28	Miami	H	70,023	Reliant Stadium (roof open)	Grass	79°	12:02 p.m. CT	M. Schaub	C. Pennington
Sun, 10/19/08	W	28-21	Detroit	H	70,081	Reliant Stadium (roof open)	Grass	77°	3:05 p.m. CT	M. Schaub	D. Orlovsky
Sun, 10/26/08	W	35-6	Cincinnati	H	70,112	Reliant Stadium (roof open)	Grass	82°	2:47 p.m. CT	M. Schaub	R. Fitzpatrick
Sun, 11/2/08	L	21-28	Minnesota	A	62,839	Metrodome	FieldTurf	NA	12:05 p.m. CT	M. Schaub	G. Frerotte
Sun, 11/9/08	L	13-41	Baltimore	H	70,552	Reliant Stadium (roof open)	Grass	69°	12:02 p.m. CT	S. Rosenfels	J. Flacco
Sun, 11/16/08	L	27-33	Indianapolis	A	66,201	Lucas Oil Stadium (closed)	FieldTurf	NA	1:02 p.m. ET	S. Rosenfels	P. Manning
Sun, 11/23/08	W	16-6	Cleveland	A	72,077	Cleveland Browns Stadium	Grass	30°	1:03 p.m. ET	S. Rosenfels	B. Quinn
Mon, 12/1/08	W	30-17	Jacksonville	H	70,809	Reliant Stadium (roof open)	Grass	53°	7:40 p.m. CT	S. Rosenfels	D. Garrard
Sun, 12/7/08	W	24-21	Green Bay	A	70,245	Lambeau Field	Grassmaster	3°	12:02 p.m. CT	M. Schaub	A. Rodgers
Sun, 12/14/08	W	13-12	Tennessee	H	70,831	Reliant Stadium (roof open)	Grass	72°	12:05 p.m. CT	M. Schaub	K. Collins
Sun, 12/21/08	L	16-27	Oakland	A	43,687	OAK-Alameda County Coli.	Grass	48°	1:05 p.m. PT	M. Schaub	J. Russell
Sun, 12/28/08	W	31-24	Chicago	H	70,838	Reliant Stadium (roof open)	Grass	46°	12:03 p.m. CT	M. Schaub	K. Orton

2009

Head Coach: Gary Kubiak

Preseason (2-2)

Day, Date	W/L	Score	Opponent	H/A/N	Attend.	Venue	Surface	Temp.	Kickoff Time	Hou. QB	Opp. QB
Sat, 8/15/09	W	16-10	Kansas City	A	64,781	Arrowhead Stadium	Grass	78°	7:00 p.m. CT	M. Schaub	M. Cassel
Sat, 8/22/09	L	14-38	New Orleans	H	70,107	Reliant Stadium (roof closed)	Grass	NA	7:09 p.m. CT	M. Schaub	D. Brees
Mon, 8/31/09	L	10-17	Minnesota	H	70,191	Reliant Stadium (roof closed)	Grass	NA	7:06 p.m. CT	M. Schaub	B. Favre
Fri, 9/4/09	W	27-20	Tampa Bay	A	63,831	Raymond James Stadium	Grass	88°	7:07 p.m. ET	D. Orlovsky	J. Freeman

Regular Season (9-7 overall; 2nd AFC South; 4-4 home; 5-3 away)

Day, Date	W/L	Score	Opponent	H/A/N	Attend.	Venue	Surface	Temp.	Kickoff Time	Hou. QB	Opp. QB
Sun, 9/13/09	L	7-24	N.Y. Jets	H	70,118	Reliant Stadium (roof closed)	Grass	NA	12:03 p.m. CT	M. Schaub	M. Sanchez
Sun, 9/20/09	W	34-31	Tennessee	A	69,143	LP Field	Grass	77°	12:03 p.m. CT	M. Schaub	K. Collins
Sun, 9/27/09	L	24-34	Jacksonville	H	70,083	Reliant Stadium (roof closed)	Grass	85°	12:03 p.m. CT	M. Schaub	D. Garrard
Sun, 10/4/09	W	29-6	Oakland	H	70,291	Reliant Stadium (roof closed)	Grass	NA	12:02 p.m. CT	M. Schaub	J. Russell
Sun, 10/11/09	L	21-28	Arizona	A	61,819	Univ. of Phoenix (closed)	Grass	NA	1:15 p.m. MT	M. Schaub	K. Warner
Sun, 10/18/09	W	28-17	Cincinnati	A	64,019	Paul Brown Stadium	FieldTurf	49°	1:02 p.m. ET	M. Schaub	C. Palmer
Sun, 10/25/09	W	24-21	San Francisco	H	70,820	Reliant Stadium (roof open)	Grass	74°	12:04 p.m. CT	M. Schaub	S. Hille
Sun, 11/1/09	W	31-10	Buffalo	A	69,790	Ralph Wilson Stadium	AstroPlay	49°	1:02 p.m. ET	M. Schaub	R. Fitzpatrick
Sun, 11/8/09	L	17-20	Indianapolis	A	66,033	Lucas Oil Stadium (open)	FieldTurf	69°	1:02 p.m. ET	M. Schaub	P. Manning
Mon, 11/23/09	L	17-20	Tennessee	H	71,153	Reliant Stadium (roof open)	Grass	NA	12:05 p.m. CT	M. Schaub	V. Young
Sun, 11/29/09	L	27-35	Indianapolis	H	70,990	Reliant Stadium (roof open)	Grass	NA	12:02 p.m. CT	M. Schaub	P. Manning
Sun, 12/6/09	L	18-23	Jacksonville	A	42,079	Jacksonville Municipal Stad.	Grass	54°	1:03 p.m. ET	M. Schaub	D. Garrard
Sun, 12/13/09	W	34-7	Seattle	H	70,380	Reliant Stadium (roof closed)	Grass	NA	12:02 p.m. CT	M. Schaub	M. Hasselbeck
Sun, 12/20/09	W	16-13	St. Louis	A	46,256	Edward Jones Dome	FieldTurf	NA	12:00 p.m. CT	M. Schaub	K. Null
Sun, 12/27/09	W	27-20	Miami	A	65,847	Land Shark Stadium	Grass	75°	1:02 p.m. ET	M. Schaub	C. Henne
Sun, 1/3/10	W	34-27	New England	H	71,029	Reliant Stadium (roof closed)	Grass	NA	12:02 p.m. CT	M. Schaub	T. Brady

YEAR-BY-YEAR RESULTS

2010

Head Coach: Gary Kubiak

Preseason (1-3)

Day, Date	W/L	Score	Opponent	H/A/N	Attend.	Venue	Surface	Temp.	Kickoff Time	Hou. QB	Opp. QB
Sat, 8/14/10	L	16-19	Arizona	A	61,489	Univ. of Phoenix (closed)	Grass	NA	5:07 p.m. MT	M. Schaub	M. Leinart
Sat, 8/21/10	L	20-38	New Orleans	A	70,025	Louisiana Superdome	Momentum	NA	7:07 p.m. CT	M. Schaub	D. Brees
Sat, 8/28/10	W	23-7	Dallas	H	70,725	Reliant Stadium (roof closed)	Grass	NA	7:05 p.m. CT	M. Schaub	T. Romo
Thu, 9/2/10	L	17-24	Tampa Bay	H	70,035	Reliant Stadium (roof closed)	Grass	NA	7:07 p.m. ET	D. Orlovsky	R. Carpenter

Regular Season (6-10 overall; 3rd AFC South; 4-4 home; 2-6 away)

Day, Date	W/L	Score	Opponent	H/A/N	Attend.	Venue	Surface	Temp.	Kickoff Time	Hou. QB	Opp. QB
Sun, 9/12/10	W	34-24	Indianapolis	H	70,974	Reliant Stadium (roof closed)	Grass	NA	12:02 p.m. CT	M. Schaub	P. Manning
Sun, 9/19/10	W(OT)	30-27	Washington	A	88,240	FedEx Field	Grass	85°	4:15 p.m. ET	M. Schaub	D. McNabb
Sun, 9/26/10	L	13-27	Dallas	H	71,456	Reliant Stadium (roof closed)	Grass	NA	12:02 p.m. CT	M. Schaub	T. Romo
Sun, 10/3/10	W	31-24	Oakland	A	32,218	OAK-Alameda County Col.	Grass	71°	1:05 p.m. PT	M. Schaub	B. Gradkowski
Sun, 10/10/10	L	10-34	N.Y. Giants	H	71,110	Reliant Stadium (roof closed)	Grass	NA	12:03 p.m. CT	M. Schaub	E. Manning
Sun, 10/17/10	W	35-31	Kansas City	H	70,926	Reliant Stadium (roof open)	Grass	78°	12:03 p.m. ET	M. Schaub	M. Cassel
Mon, 11/1/10	L	17-30	Indianapolis	A	66,363	Lucas Oil Stadium (closed)	FieldTurf	NA	8:41 p.m. ET	M. Schaub	P. Manning
Sun, 11/7/10	L	23-29	San Diego	H	70,886	Reliant Stadium (roof open)	Grass	63°	12:02 p.m. CT	M. Schaub	P. Rivers
Sun, 11/14/10	L	24-31	Jacksonville	A	63,340	EverBank Field	Grass	70°	1:04 p.m. ET	M. Schaub	D. Garrard
Sun, 11/21/10	L	27-30	N.Y. Jets	A	78,843	New Meadowlands Stadium	FieldTurf	46°	1:03 p.m. ET	M. Schaub	M. Sanchez
Sun, 11/28/10	W	20-0	Tennessee	H	70,855	Reliant Stadium (roof closed)	Grass	NA	12:02 p.m. CT	M. Schaub	R. Smith
Thu, 12/2/10	L	24-34	Philadelphia	A	69,144	Lincoln Financial Field	Grass	36°	8:30 p.m. ET	M. Schaub	M. Vick
Mon, 12/13/10	L(OT)	28-34	Baltimore	H	71,413	Reliant Stadium (roof closed)	Grass	NA	12:02 p.m. CT	M. Schaub	J. Flacco
Sun, 12/19/10	L	17-31	Tennessee	A	69,143	LP Field	Grass	36°	12:02 p.m. CT	M. Schaub	K. Collins
Sun, 12/26/10	L	23-24	Denver	A	73,691	INVESCO Field at Mile High	Grass	50°	2:06 p.m. MT	M. Schaub	T. Tebow
Sun, 1/2/11	W	34-17	Jacksonville	H	71,023	Reliant Stadium (roof open)	Grass	60°	3:15 p.m. CT	M. Schaub	T. Edwards

2011

Head Coach: Gary Kubiak

Preseason (3-1)

Day, Date	W/L	Score	Opponent	H/A/N	Attend.	Venue	Surface	Temp.	Kickoff Time	Hou. QB	Opp. QB
Mon, 8/15/11	W	20-16	N.Y. Jets	H	70,511	Reliant Stadium (roof closed)	Grass	NA	7:05 p.m. CT	M. Schaub	M. Sanchez
Sat, 8/20/11	W	27-14	New Orleans	H	70,828	Reliant Stadium (roof closed)	Grass	NA	7:06 p.m. CT	M. Schaub	D. Brees
Sat, 8/27/11	W	30-7	San Francisco	A	69,732	Candlestick Park	Grass	68°	5:05 p.m. PT	M. Schaub	A. Smith
Thu, 9/1/11	L	0-28	Minnesota	A	62,148	Mall of America at HHH	Series S5M	NA	7:07 p.m. ET	M. Leinart	C. Ponder

Regular Season (10-6 overall; 1st AFC South; 5-3 home; 5-3 away)

Day, Date	W/L	Score	Opponent	H/A/N	Attend.	Venue	Surface	Temp.	Kickoff Time	Hou. QB	Opp. QB
Sun, 9/11/11	W	34-7	Indianapolis	H	71,444	Reliant Stadium (roof closed)	Grass	NA	12:05 p.m. CT	M. Schaub	K. Collins
Sun, 9/18/11	W	23-13	Miami	A	51,032	Sun Life Stadium	Grass	87°	4:15 p.m. ET	M. Schaub	C. Henne
Sun, 9/25/11	L	33-40	New Orleans	A	73,002	Louisiana Superdome	Series S5M	NA	12:02 p.m. CT	M. Schaub	D. Brees
Sun, 10/2/11	W	17-10	Pittsburgh	H	71,585	Reliant Stadium (roof closed)	Grass	NA	12:03 p.m. CT	M. Schaub	B. Roethlisberger
Sun, 10/9/11	L	20-25	Oakland	H	71,420	Reliant Stadium (roof closed)	Grass	NA	12:02 p.m. CT	M. Schaub	J. Campbell
Sun, 10/16/11	L	14-29	Baltimore	A	71,154	M&T Bank Stadium	SportExe	72°	4:06 p.m. ET	M. Schaub	J. Flacco
Sun, 10/23/11	W	41-7	Tennessee	A	69,143	LP Field	Grass	72°	12:02 p.m. CT	M. Schaub	M. Hasselbeck
Sun, 10/30/11	W	24-14	Jacksonville	H	71,412	Reliant Stadium (roof open)	Grass	68°	12:02 p.m. CT	M. Schaub	B. Gabbert
Sun, 11/6/11	W	30-12	Cleveland	H	71,511	Reliant Stadium (roof closed)	Grass	NA	12:03 p.m. CT	M. Schaub	C. McCoy
Sun, 11/13/11	W	37-9	Tampa Bay	A	56,037	Raymond James Stadium	Grass	77°	1:02 p.m. ET	M. Schaub	J. Freeman
Sun, 11/27/11	W	20-13	Jacksonville	A	62,004	EverBank Field	Grass	75°	1:03 p.m. ET	M. Leinart	B. Gabbert
Sun, 12/4/11	W	17-10	Atlanta	H	71,545	Reliant Stadium (roof closed)	Grass	NA	12:03 p.m. ET	T. Yates	M. Ryan
Sun, 12/11/11	W	20-19	Cincinnati	A	41,202	Paul Brown Stadium	FieldTurf	34°	1:02 p.m. ET	T. Yates	A. Dalton
Sun, 12/18/11	L	13-28	Carolina	H	71,540	Reliant Stadium (roof closed)	Grass	NA	12:03 p.m. CT	T. Yates	C. Newton
Thu, 12/22/11	L	16-19	Indianapolis	A	64,159	Lucas Oil Stadium (closed)	Artificial	NA	8:29 p.m. ET	T. Yates	D. Orlovsky
Sun, 1/1/12	L	22-23	Tennessee	H	71,512	Reliant Stadium (roof closed)	Grass	NA	12:02 p.m. CT	T. Yates	M. Hasselbeck

YEAR-BY-YEAR RESULTS

2011 (cont.)

Postseason (1-1 overall; AFC Divisional; 1-0 home; 0-1 away)

Day, Date	W/L	Score	Opponent	H/A/N	Attend.	Venue	Surface	Temp.	Kickoff Time	Hou. QB	Opp. QB
*Sat, 1/7/12	W	31-10	Cincinnati	H	71,725	Reliant Stadium (roof closed)	Grass	NA	3:35 p.m. CT	T. Yates	A. Dalton
#Sun, 1/15/12	L	13-20	Baltimore	A	71,547	M&T Bank Stadium	SportExe	31°	1:05 p.m. ET	T. Yates	J. Flacco

* - AFC Wild Card; # - AFC Divisional

2012

Head Coach: Gary Kubiak

Preseason (3-1)

Day, Date	W/L	Score	Opponent	H/A/N	Attend.	Venue	Surface	Temp.	Kickoff Time	Hou. QB	Opp. QB
Sat, 8/11/12	W	26-13	Carolina	A	69,002	Bank of America Stadium	Grass	78°	7:04 p.m. ET	M. Schaub	C. Newton
Sat, 8/18/12	W	20-9	San Francisco	H	71,196	Reliant Stadium (roof closed)	Grass	NA	7:07 p.m. CT	M. Schaub	A. Smith
Sat, 8/25/12	L	27-34	New Orleans	A	72,082	Mercedes-Benz Superdome	Series S5M	NA	7:06 p.m. CT	M. Schaub	D. Brees
Thu, 8/30/12	W	28-24	Minnesota	H	71,116	Reliant Stadium (roof closed)	Grass	NA	6:07 p.m. CT	J. Beck	J. Webb

Regular Season (12-4 overall; 1st AFC South; 6-2 home; 6-2 away)

Day, Date	W/L	Score	Opponent	H/A/N	Attend.	Venue	Surface	Temp.	Kickoff Time	Hou. QB	Opp. QB
Sun, 9/9/12	W	30-10	Miami	H	71,566	Reliant Stadium (roof closed)	Grass	NA	12:03 p.m. CT	M. Schaub	R. Tannehill
Sun, 9/16/12	W	27-7	Jacksonville	A	62,907	EverBank Field	Grass	83°	1:03 p.m. ET	M. Schaub	B. Gabbert
Sun, 9/23/12	W	31-25	Denver	A	76,566	Sports Authority at Mile High	Grass	84°	2:25 p.m. MT	M. Schaub	P. Manning
Sun, 9/30/12	W	38-14	Tennessee	H	71,581	Reliant Stadium (roof closed)	Grass	NA	12:03 p.m. CT	M. Schaub	J. Locker
Mon, 10/8/12	W	23-17	N.Y. Jets	A	79,088	MetLife Stadium	FieldTurf	52°	8:40 p.m. ET	M. Schaub	M. Sanchez
Sun, 10/14/12	L	24-42	Green Bay	H	71,702	Reliant Stadium (roof closed)	Grass	NA	7:30 p.m. CT	M. Schaub	A. Rodgers
Sun, 10/21/12	W	43-13	Baltimore	H	71,708	Reliant Stadium (roof closed)	Grass	NA	12:02 p.m. CT	M. Schaub	J. Flacco
Sun, 11/4/12	W	21-9	Buffalo	H	71,698	Reliant Stadium (roof closed)	Grass	NA	12:02 p.m. CT	M. Schaub	R. Fitzpatrick
Sun, 11/11/12	W	13-6	Chicago	A	62,410	Soldier Field	Grass	54°	7:31 p.m. CT	M. Schaub	J. Cutler
Sun, 11/18/12	W(OT)	43-37	Jacksonville	H	71,676	Reliant Stadium (roof closed)	Grass	NA	12:03 p.m. CT	M. Schaub	B. Gabbert
Thu, 11/22/12	W(OT)	34-31	Detroit	A	64,827	Ford Field	Field Turf	NA	12:39 p.m. ET	M. Schaub	M. Stafford
Sun, 12/2/12	W	24-10	Tennessee	A	69,143	LP Field	Grass	66°	12:02 p.m. CT	M. Schaub	J. Locker
Mon, 12/10/12	L	14-42	New England	A	68,756	Gillette Stadium	Field Turf	59°	8:40 p.m. ET	M. Schaub	T. Brady
Sun, 12/16/12	W	29-17	Indianapolis	H	71,702	Reliant Stadium (roof closed)	Grass	NA	12:02 p.m. CT	M. Schaub	A. Luck
Sun, 12/23/12	L	6-23	Minnesota	H	71,688	Reliant Stadium (roof closed)	Grass	NA	12:03 p.m. CT	M. Schaub	C. Ponder
Sun, 12/30/12	L	16-28	Indianapolis	A	66,957	Lucas Oil Stadium (closed)	Artificial	NA	1:02 p.m. ET	M. Schaub	A. Luck

Postseason (1-1 overall; AFC Divisional; 1-0 home; 0-1 away)

Day, Date	W/L	Score	Opponent	H/A/N	Attend.	Venue	Surface	Temp.	Kickoff Time	Hou. QB	Opp. QB
*Sat, 1/5/13	W	19-13	Cincinnati	H	71,738	Reliant Stadium (roof closed)	Grass	NA	3:35 p.m. CT	M. Schaub	A. Dalton
#Sun, 1/13/13	L	28-41	New England	A	68,756	Gillette Stadium	Field Turf	51°	4:40 p.m. ET	M. Schaub	T. Brady

* - AFC Wild Card; # - AFC Divisional



RB Arian Foster's (left) touchdown and K Shayne Graham's (right) franchise postseason record four field goals lifted the Texans to a 19-13 win over the Cincinnati Bengals in the AFC Wild Card game on Jan. 5, 2013.

YEAR-BY-YEAR RESULTS

2013

Head Coach: Gary Kubiak

Preseason (3-1)

Day, Date	W/L	Score	Opponent	H/A/N	Attend.	Venue	Surface	Temp.	Kickoff Time	Hou. QB	Opp. QB
Fri, 8/9/13	W	27-13	Minnesota	A	62,306	Mall of America at HHH	Series S5M	NA	7:00 p.m. CT	M. Schaub	C. Ponder
Sat, 8/17/13	W	24-17	Miami	H	71,141	Reliant Stadium (roof closed)	Grass	NA	7:07 p.m. CT	M. Schaub	R. Tannehill
Sun, 8/25/13	L	23-31	New Orleans	H	71,611	Reliant Stadium (roof closed)	Grass	NA	3:10 p.m. CT	M. Schaub	D. Brees
Thu, 8/29/13	W	24-6	Dallas	A	76,856	AT&T Stadium	FieldTurf	NA	7:07 p.m. CT	C. Keenum	K. Orton

Regular Season (2-14 overall; 4th AFC South; 1-7 home; 1-7 away)

Day, Date	W/L	Score	Opponent	H/A/N	Attend.	Venue	Surface	Temp.	Kickoff Time	Hou. QB	Opp. QB
Mon, 9/9/13	W	31-28	San Diego	A	59,522	Qualcomm Stadium	Grass	70°	7:25 p.m. PT	M. Schaub	P. Rivers
Sun, 9/15/13	W(OT)	30-24	Tennessee	H	71,718	Reliant Stadium (roof closed)	Grass	NA	12:03 p.m. CT	M. Schaub	J. Locker
Sun, 9/22/13	L	9-30	Baltimore	A	71,168	M&T Bank Stadium	SportExe	73°	1:03 p.m. ET	M. Schaub	J. Flacco
Sun, 9/29/13	L(OT)	20-23	Seattle	H	71,756	Reliant Stadium (roof closed)	Grass	NA	12:03 p.m. CT	M. Schaub	R. Wilson
Sun, 10/6/13	L	3-34	San Francisco	A	69,732	Candlestick Park	Grass	76°	5:34 p.m. PT	M. Schaub	C. Kaepernick
Sun, 10/13/13	L	13-38	St. Louis	H	71,104	Reliant Stadium (roof closed)	Grass	NA	12:03 p.m. CT	M. Schaub	S. Bradford
Sun, 10/20/13	L	16-17	Kansas City	A	74,118	Arrowhead Stadium	Grass	70°	3:26 p.m. CT	C. Keenum	A. Smith
Sun, 11/3/13	L	24-27	Indianapolis	H	71,778	Reliant Stadium (roof open)	Grass	60°	7:30 p.m. CT	C. Keenum	A. Luck
Sun, 11/10/13	L	24-27	Arizona	A	60,845	Univ. of Phoenix Stadium	Grass	NA	2:25 p.m. MT	C. Keenum	C. Palmer
Sun, 11/17/13	L	23-28	Oakland	H	71,726	Reliant Stadium (roof closed)	Grass	NA	12:03 p.m. CT	C. Keenum	M. McGloin
Sun, 11/24/13	L	6-13	Jacksonville	H	71,659	Reliant Stadium (roof closed)	Grass	NA	12:03 p.m. CT	C. Keenum	C. Henne
Sun, 12/1/13	L	31-34	New England	H	71,769	Reliant Stadium (roof open)	Grass	64°	12:02 p.m. CT	C. Keenum	T. Brady
Thu, 12/5/13	L	20-27	Jacksonville	A	60,414	EverBank Field	Grass	72°	8:29 p.m. ET	C. Keenum	C. Henne
Sun, 12/15/13	L	3-25	Indianapolis	A	65,470	Lucas Oil Stadium (closed)	FieldTurf	NA	1:02 p.m. ET	C. Keenum	A. Luck
Sun, 12/22/13	L	13-37	Denver	H	71,761	Reliant Stadium (roof open)	Grass	58°	12:02 p.m. CT	M. Schaub	P. Manning
Sun, 12/29/13	L	10-16	Tennessee	A	69,143	LP Field	Grass	53°	12:02 p.m. CT	M. Schaub	R. Fitzpatrick

2014

Head Coach: Bill O'Brien

Preseason (2-2)

Day, Date	W/L	Score	Opponent	H/A/N	Attend.	Venue	Surface	Temp.	Kickoff Time	Hou. QB	Opp. QB
Sat, 8/9/14	L	0-32	Arizona	A	60,540	Univ. of Phoenix Stadium	Grass	NA	5:37 p.m. MT	R. Fitzpatrick	C. Palmer
Sat, 8/16/14	W	32-7	Atlanta	H	71,644	NRG Stadium (roof closed)	Grass	NA	7:07 p.m. CT	R. Fitzpatrick	M. Ryan
Sat, 8/23/14	W	18-17	Denver	A	75,093	Sports Authority Field	Grass	75°	7:07 p.m. MT	R. Fitzpatrick	P. Manning
Thu, 8/28/14	L	13-40	San Francisco	H	71,408	NRG Stadium (roof closed)	Grass	NA	7:07 p.m. CT	C. Keenum	B. Gabbert

Regular Season (9-7 overall; 2nd AFC South; 5-3 home; 4-4 away)

Day, Date	W/L	Score	Opponent	H/A/N	Attend.	Venue	Surface	Temp.	Kickoff Time	Hou. QB	Opp. QB
Sun, 9/7/14	W	17-6	Washington	H	71,770	NRG Stadium (roof closed)	Grass	NA	12:03 p.m. CT	R. Fitzpatrick	R. Griffin
Sun, 9/14/14	W	30-14	Oakland	A	54,063	O.co Coliseum	Grass	67°	1:25 p.m. PT	R. Fitzpatrick	D. Carr
Sun, 9/21/14	L	17-30	N.Y. Giants	A	77,462	MetLife Stadium	UBU Series	70°	1:02 p.m. ET	R. Fitzpatrick	E. Manning
Sun, 9/28/14	W	23-17	Buffalo	H	71,756	NRG Stadium (roof closed)	Grass	NA	12:02 p.m. CT	R. Fitzpatrick	E. Manuel
Sun, 10/5/14	L(OT)	17-20	Dallas	A	91,159	AT&T Stadium (roof closed)	FieldTurf	NA	12:03 p.m. CT	R. Fitzpatrick	T. Romo
Thu, 10/9/14	L	28-33	Indianapolis	H	71,787	NRG Stadium (roof closed)	Grass	NA	7:26 p.m. CT	R. Fitzpatrick	A. Luck
Mon, 10/20/14	L	23-30	Pittsburgh	A	56,375	Heinz Field	Grass	57°	8:30 p.m. ET	R. Fitzpatrick	B. Roethlisberger
Sun, 10/26/14	W	30-16	Tennessee	A	69,143	LP Field	Grass	73°	12:03 p.m. CT	R. Fitzpatrick	Z. Mettenberger
Sun, 11/2/14	L	21-31	Philadelphia	H	71,780	NRG Stadium (roof closed)	Grass	NA	12:03 p.m. CT	R. Fitzpatrick	N. Foles
Sun, 11/16/14	W	23-7	Cleveland	A	67,431	FirstEnergy Stadium	Grass	34°	1:03 p.m. ET	R. Mallett	B. Hoyer
Sun, 11/23/14	L	13-22	Cincinnati	H	71,777	NRG Stadium (roof open)	Grass	71°	12:02 p.m. CT	R. Mallett	A. Dalton
Sun, 11/30/14	W	45-21	Tennessee	H	71,714	NRG Stadium (roof open)	Grass	76°	12:02 p.m. CT	R. Fitzpatrick	Z. Mettenberger
Sun, 12/7/14	W	27-13	Jacksonville	A	61,070	EverBank Field	Grass	61°	1:03 p.m. ET	R. Fitzpatrick	B. Bortles
Sun, 12/14/14	L	10-17	Indianapolis	A	65,148	Lucas Oil Stadium (closed)	FieldTurf	NA	1:02 p.m. ET	R. Fitzpatrick	A. Luck
Sun, 12/21/14	W	25-13	Baltimore	H	71,771	NRG Stadium (roof closed)	Grass	NA	12:02 p.m. CT	C. Keenum	J. Flacco
Sun, 12/28/14	W	23-17	Jacksonville	H	71,777	NRG Stadium (roof closed)	Grass	NA	12:03 p.m. CT	C. Keenum	B. Bortles

YEAR-BY-YEAR RESULTS

2015

Head Coach: Bill O'Brien

Preseason (2-2)

Day, Date	W/L	Score	Opponent	H/	Attend.	Venue	Surface	Temp.	Kickoff Time	Hou. QB	Opp. QB
Sat, 8/15/15	W	23-0	San Francisco	H	71,403	NRG Stadium (roof closed)	Grass	NA	7:06 p.m. CT	B. Hoyer	C. Kaepernick
Sat, 8/22/15	L	10-14	Denver	H	71,533	NRG Stadium (roof closed)	Grass	NA	7:07 p.m. CT	R. Mallett	P. Manning
Sun, 8/30/15	W	27-13	New Orleans	A	72,998	Mercedes-Benz Superdome	UBU Series	75°	3:10 p.m. CT	B. Hoyer	D. Brees
Thu, 9/3/15	L	14-21	Dallas	A	85,067	AT&T Stadium	Artificial Turf	NA	7:07 p.m. CT	T. Savage	D. Vaughan

Regular Season (9-7 overall; 1st AFC South; 5-3 home; 4-4 away)

Day, Date	W/L	Score	Opponent	H/A/N	Attend.	Venue	Surface	Temp.	Kickoff Time	Hou. QB	Opp. QB
Sun, 9/13/15	L	20-27	Kansas City	H	71,776	NRG Stadium (roof closed)	Grass	NA	12:02 p.m. CT	B. Hoyer	A. Smith
Sun, 9/20/15	L	17-24	Carolina	A	73,254	Bank of America Stadium	Grass	88°	1:02 p.m. ET	R. Mallett	C. Newton
Sun, 9/27/15	W	19-9	Tampa Bay	H	71,718	NRG Stadium (roof closed)	Artificial Turf	NA	12:03 p.m. CT	R. Mallett	J. Winston
Sun, 10/4/15	L	21-48	Atlanta	A	69,904	Georgia Dome (roof closed)	Field Turf	NA	1:02 p.m. ET	R. Mallett	M. Ryan
Thu, 10/8/15	L	20-27	Indianapolis	H	71,732	NRG Stadium (roof closed)	Artificial Turf	NA	7:26 p.m. CT	R. Mallett	M. Hasselbeck
Sun, 10/18/15	W	31-20	Jacksonville	A	58,085	EverBank Field	Grass	73°	1:02 p.m. ET	B. Hoyer	B. Bortles
Sun, 10/25/15	L	26-44	Miami	A	65,251	Sun Life Stadium	Grass	84°	1:02 p.m. ET	B. Hoyer	R. Tannehill
Sun, 11/1/15	W	20-6	Tennessee	H	71,630	NRG Stadium (roof closed)	Artificial Turf	NA	12:02 p.m. CT	B. Hoyer	Z. Mettenberger
Mon, 11/16/15	W	10-6	Cincinnati	A	61,381	Paul Brown Stadium	UBU Series	53°	8:30 p.m. ET	B. Hoyer	A. Dalton
Sun, 11/22/15	W	23-7	N.Y. Jets	H	71,718	NRG Stadium (roof closed)	Artificial Turf	NA	12:02 p.m. ET	T. Yates	R. Fitzpatrick
Sun, 11/29/15	W	13-22	New Orleans	H	71,778	NRG Stadium (roof closed)	Artificial Turf	NA	12:02 p.m. CT	B. Hoyer	D. Brees
Sun, 12/6/15	L	21-45	Buffalo	A	68,544	Ralph Wilson Stadium	A-Turf Titan	47°	1:02 p.m. ET	B. Hoyer	T. Taylor
Sun, 12/13/15	L	13-27	New England	H	71,908	NRG Stadium (roof closed)	Artificial Turf	NA	7:31 p.m. CT	B. Hoyer	T. Brady
Sun, 12/20/15	W	10-17	Indianapolis	A	66,083	Lucas Oil Stadium (closed)	Artificial Turf	NA	1:02 p.m. ET	T. Yates	M. Hasselbeck
Sun, 12/27/15	W	25-13	Tennessee	A	62,153	Nissan Stadium	Artificial Turf	73°	12:02 p.m. CT	B. Weeden	Z. Mettenberger
Sun, 1/3/16	W	23-17	Jacksonville	H	71,899	NRG Stadium (roof closed)	Artificial Turf	NA	12:02 p.m. CT	B. Hoyer	B. Bortles

Postseason (0-1 overall; AFC Wild Card; 0-1 home)

Day, Date	W/L	Score	Opponent	H/A/N	Attend.	Venue	Surface	Temp.	Kickoff Time	Hou. QB	Opp. QB
Sat, 1/9/16	L	0-30	Kansas City	H	71,800	NRG Stadium (roof closed)	Artificial Turf	NA	3:35 p.m. CT	B. Hoyer	A. Smith



DE J.J. Watt (left) and OLB Whitney Mercilus (middle) combined for 6.5 sacks in the Texans' AFC South-clinching victory over the Jacksonville Jaguars on Jan. 3, 2016.

YEAR-BY-YEAR RESULTS

2016

Head Coach: Bill O'Brien

Preseason (4-0)

Day, Date	W/L	Score	Opponent	H/	Attend.	Venue	Surface	Temp.	Kickoff Time	Hou. QB	Opp. QB
Sun, 8/14/16	W	24-13	San Francisco	A	70,178	Levi's Stadium	Grass	84°	6:05 p.m. CT	B. Osweiler	B. Gabbert
Sat, 8/20/16	W	16-9	New Orleans	H	71,517	NRG Stadium (roof closed)	Artificial Turf	NA	7:08 p.m. CT	B. Osweiler	D. Brees
Sun, 8/28/16	W	34-24	Arizona	H	71,515	NRG Stadium (roof closed)	Artificial Turf	NA	3:25 p.m. CT	B. Osweiler	C. Palmer
Thu, 9/1/16	W	28-17	Dallas	A	81,016	AT&T Stadium	Artificial Turf	NA	7:07 p.m. CT	T. Savage	J. Showers

Regular Season (9-7 overall; 1st AFC South; 7-1 home; 2-6 away)

Day, Date	W/L	Score	Opponent	H/A/N	Attend.	Venue	Surface	Temp.	Kickoff Time	Hou. QB	Opp. QB
Sun, 9/11/16	W	23-14	Chicago	H	71,933	NRG Stadium (roof closed)	Artificial Turf	NA	12:05 p.m. CT	B. Osweiler	J. Cutler
Sun, 9/18/16	W	19-12	Kansas City	H	71,890	NRG Stadium (roof closed)	Artificial Turf	NA	12:02 p.m. CT	B. Osweiler	A. Smith
Thu, 9/22/16	L	0-27	New England	A	66,829	Gillette Stadium	Artificial Turf	68°	8:26 p.m. ET	B. Osweiler	J. Brissett
Sun, 10/2/16	W	27-20	Tennessee	H	71,815	NRG Stadium (roof closed)	Artificial Turf	NA	12:02 p.m. CT	B. Osweiler	M. Mariota
Sun, 10/9/16	L	13-31	Minnesota	A	66,683	U.S. Bank Stadium	Artificial Turf	NA	12:05 p.m. CT	B. Osweiler	S. Bradford
Sun, 10/16/16	W(OT)	26-23	Indianapolis	H	71,891	NRG Stadium (roof closed)	Artificial Turf	NA	7:32 p.m. ET	B. Osweiler	A. Luck
Mon, 10/24/16	L	9-27	Denver	A	76,865	Sports Authority Field at Mile High	Grass	71°	6:30 p.m. MT	B. Osweiler	T. Siemian
Sun, 10/30/16	W	20-13	Detroit	H	71,882	NRG Stadium (roof closed)	Artificial Turf	NA	12:03 p.m. CT	B. Osweiler	M. Stafford
Sun, 11/13/16	W	24-21	Jacksonville	A	62,091	EverBank Field	Grass	69°	1:05 p.m. ET	B. Osweiler	B. Bortles
Mon, 11/21/16	L	20-27	Oakland	A	76,473	Estadio Azteca (Mexico City)	Grass	63°	7:30 p.m. CT	B. Osweiler	D. Carr
Sun, 11/27/16	L	13-21	San Diego	H	71,897	NRG Stadium (roof closed)	Artificial Turf	NA	12:02 p.m. CT	B. Osweiler	P. Rivers
Sun, 12/4/16	L	13-21	Green Bay	A	77,867	Lambeau Field	DD GrassMaster	32°	12:02 p.m. CT	B. Osweiler	A. Rodgers
Sun, 12/11/16	W	22-17	Indianapolis	A	65,250	Lucas Oil Stadium	Artificial Turf	NA	1:02 p.m. ET	B. Osweiler	A. Luck
Sun, 12/18/16	W	21-20	Jacksonville	H	71,803	NRG Stadium (roof closed)	Artificial Turf	NA	12:03 p.m. CT	B. Osweiler	B. Bortles
Sat, 12/24/16	W	12-10	Cincinnati	H	71,836	NRG Stadium (roof closed)	Artificial Turf	NA	7:26 p.m. CT	T. Savage	A. Dalton
Sun, 1/1/17	L	17-24	Tennessee	A	65,205	Nissan Stadium	Grass	NA	12:02 p.m. CT	T. Savage	M. Cassel

Postseason (1-1 overall; AFC Wild Card; 1-0 home; 0-1 away)

Day, Date	W/L	Score	Opponent	H/A/N	Attend.	Venue	Surface	Temp.	Kickoff Time	Hou. QB	Opp. QB
Sat, 1/7/17	W	27-14	Oakland	H	71,790	NRG Stadium (roof closed)	Artificial Turf	NA	3:35 p.m. CT	B. Osweiler	C. Cook
Sat, 1/14/17	L	16-34	New England	A	66,829	Gillette Stadium	Artificial Turf	28°	8:15 p.m. ET	B. Osweiler	T. Brady

ALL-TIME HEAD COACH RECORDS


Name	Years	REGULAR SEASON				POSTSEASON			OVERALL				Div. Champ.
		W	L	T	Win %	W	L	Win %	W	L	T	Win %	
Dom Capers	2002-05	18	46	0	.281	0	0	.000	18	46	0	.281	0
Gary Kubiak	2006-13 [^]	61	64	0	.488	2	2	.500	63	66	0	.488	2
Wade Phillips	2013*	0	3	0	.000	0	0	.000	0	3	0	.000	0
Bill O'Brien	2014-Pres.	27	21	0	.563	1	2	.333	28	23	0	.549	2

[^] - Gary Kubiak coached the first 13 games of the 2013 season

* - Wade Phillips served as interim head coach for the final three games of the 2013 season



Dom Capers



Gary Kubiak



Wade Phillips



Bill O'Brien



PRESEASON

 WEDNESDAY AUG 9 6:30 PM KTRK	 SATURDAY AUG 19 7:00 PM KTRK	 SATURDAY AUG 26 7:00 PM KTRK	 THURSDAY AUG 31 7:00 PM KTRK
--	--	--	--

 SUNDAY SEP 10 12:00 PM CBS	 THURSDAY SEP 14 7:25 PM NFLN	 SUNDAY SEP 24 12:00 PM CBS	 SUNDAY OCT 1 12:00 PM CBS	 SUNDAY OCT 8 7:30 PM NBC*	 SUNDAY OCT 15 12:00 PM CBS*
 SUNDAY OCT 29 3:05 PM CBS*	 SUNDAY NOV 5 12:00 PM CBS*	 SUNDAY NOV 12 3:05 PM CBS*	 SUNDAY NOV 19 12:00 PM FOX*	 MONDAY NOV 27 7:30 PM ESPN	 SUNDAY DEC 3 12:00 PM CBS*
 SUNDAY DEC 10 12:00 PM FOX*	 SUNDAY DEC 17 12:00 PM CBS*	 MONDAY DEC 25 3:30 PM NBC NFLN	 SUNDAY DEC 31 12:00 PM CBS*	HOME GAMES ARE IN RED ALL TIMES ARE CST. ALL GAMES CAN BE HEARD ON TEXANS RADIO ON SPORTSRADIO 610 AND 100.3 THE BULL. *KICKOFF TIMES CAN CHANGE TO 12:00, 3:25 OR 7:30 PM DUE TO FLEXIBLE SCHEDULING, AND COULD MOVE TO CBS, FOX OR NBC.	

TEXANS ATTENDANCE RECORDS

TOP 10 HOME ATTENDANCE

Attendance	Date	Opponent	Result
71,933	9/11/16	Chicago	W, 23-14
71,908	12/13/15	New England	L, 27-6
71,899	1/3/16	Jacksonville	W, 30-6
71,897	11/27/16	San Diego	L, 21-13
71,891	10/16/16	Indianapolis	W, 26-23 (OT)
71,890	9/18/16	Kansas City	W, 19-12
71,882	10/30/16	Detroit	W, 20-13
71,836	12/24/16	Cincinnati	W, 12-10
71,815	10/2/16	Tennessee	W, 27-20
71,803	12/18/16	Jacksonville	W, 21-20

TOP 10 ROAD ATTENDANCE

Attendance	Date	Opponent	Result
91,159	10/5/14	Dallas	L, 20-17 (OT)
88,240	9/19/10	Washington	W, 30-27
79,088	10/8/12	N.Y. Jets	W, 23-17
78,843	11/21/10	N.Y. Jets	L, 30-27
78,485	11/5/06	N.Y. Giants	L, 14-10
77,875	12/5/04	N.Y. Jets	L, 29-7
77,867	12/4/16	Green Bay	L, 21-13
77,462	9/21/14	N.Y. Giants	L, 30-17
77,433	9/26/04	Kansas City	W, 24-21
76,865	10/24/16	Denver	L, 27-9

OVERALL HOME ATTENDANCE (Regular season only)

Year	Games	Total	Average
2002	8	559,322	69,915
2003	8	563,748	70,468
2004	8	565,192	70,649
2005	8	562,397	70,300
2006	8	561,469	70,184
2007	8	564,159	70,520
2008	8	563,364	70,421
2009	8	564,864	70,608
2010	8	568,643	71,081
2011	8	571,969	71,496
2012	8	573,321	71,665
2013	8	573,271	71,659
2014	8	574,132	71,767
2015	8	574,159	71,769
2016	8	574,947	71,868

OVERALL AWAY ATTENDANCE (Regular season only)

Year	Games	Total	Average
2002	8	502,400	62,800
2003	8	497,942	62,242
2004	8	544,857	68,107
2005	8	532,541	66,568
2006	8	524,974	65,622
2007	8	515,869	64,483
2008	8	512,254	64,032
2009	8	484,976	60,622
2010	8	539,982	67,498
2011	8	425,729	53,216
2012	8	540,654	67,582
2013	8	530,412	66,302
2014	8	541,851	67,732
2015	8	524,655	65,581
2016	8	557,263	69,658

ALL-TIME SERIES TOTALS

TEXANS vs. THE NFL

Team	W	L	T	Pct.
Regular Season	106	134	0	.442
Home games	63	57	0	.525
Road games	43	77	0	.358
vs. AFC	81	99	0	.450
vs. NFC	25	35	0	.417
vs. AFC South	40	50	0	.444
vs. AFC East	14	16	0	.467
vs. AFC North	13	16	0	.448
vs. AFC West	13	17	0	.433
vs. NFC East	4	12	0	.250
vs. NFC North	8	8	0	.500
vs. NFC South	9	7	0	.563
vs. NFC West	4	8	0	.333
September	23	27	0	.460
October	26	32	0	.448
November	25	34	0	.424
December	29	37	0	.439
January	3	4	0	.429
Sunday	99	120	0	.452
Monday	4	7	0	.364
Thursday	2	6	0	.250
Saturday	1	1	0	.500
Postseason	3	4	0	.429
Reg. & Postseason	109	138	0	.441

TEXANS vs. THE AFC

Team	W	L	T	Pct.
vs. AFC South	40	50	0	.444
Indianapolis	7	23	0	.233
Jacksonville	19	11	0	.633
Tennessee	14	16	0	.467
vs. AFC East	14	16	0	.467
Buffalo	4	4	0	.500
Miami	7	1	0	.875
New England	1	6	0	.143
N.Y. Jets	2	5	0	.286
vs. AFC North	14	16	0	.467
Baltimore	2	6	0	.250
Cincinnati	5	4	0	.556
Cleveland	5	3	0	.625
Pittsburgh	2	3	0	.400
vs. AFC West	13	17	0	.433
Denver	2	4	0	.333
Kansas City	4	4	0	.500
L.A. Chargers	1	5	0	.167
Oakland	6	4	0	.600

TEXANS vs. THE NFC

Team	W	L	T	Pct.
vs. NFC East	4	12	0	.250
Dallas	1	3	0	.250
N.Y. Giants	1	3	0	.250
Philadelphia	0	4	0	.000
Washington	2	2	0	.500
vs. NFC North	8	8	0	.500
Chicago	4	0	0	1.000
Detroit	3	1	0	.750
Green Bay	1	3	0	.250
Minnesota	0	4	0	.000
vs. NFC South	9	7	0	.563
Atlanta	2	2	0	.500
Carolina	2	2	0	.500
New Orleans	2	2	0	.500
Tampa Bay	3	1	0	.750
vs. NFC West	4	8	0	.333
Arizona	1	2	0	.333
L.A. Rams	1	2	0	.333
San Francisco	1	2	0	.333
Seattle	1	2	0	.333

ALL-TIME SERIES RESULTS

ARIZONA CARDINALS

Reg. Season:	1-2	Home:	1-0	Road:	0-2
		Texans	Cardinals		Att.
12/18/05	H	30	19	W	70,024
10/11/09	A	21	28	L	61,819
11/10/13	A	24	27	L	60,845
		75	74		

ATLANTA FALCONS

Reg. Season:	2-2	Home:	2-0	Road:	0-2
		Texans	Falcons		Att.
11/30/03	H	17	13	W	70,388
9/30/07	A	16	26	L	69,312
12/4/11	H	17	10	W	71,545
10/4/15	A	21	48	L	69,904
		71	97		

BALTIMORE RAVENS

Reg. Season:	2-6	Home:	2-3	Road:	0-3
		Texans	Ravens		Att.
12/15/02	H	19	23	L	70,018
12/4/05	A	15	16	L	69,909
11/9/08	H	13	41	L	70,552
12/13/10	H	28	34	L,OT	71,413
10/16/11	A	14	29	L	71,154
10/21/12	H	43	13	W	71,708
9/22/13	A	9	30	L	71,168
12/21/14	H	25	13	W	71,771
		166	199		
Postseason:	0-1	Home:	0-0	Road:	0-1
1/15/12	A	13	20	L	71,547

BUFFALO BILLS

Reg. Season:	4-4	Home:	2-2	Road:	2-2
		Texans	Bills		Att.
10/13/02	H	24	31	L	70,120
11/16/03	A	12	10	W	72,677
9/11/05	A	7	22	L	71,781
11/19/06	H	21	24	L	70,125
11/1/09	A	31	10	W	69,790
11/4/12	H	21	9	W	71,698
9/28/14	H	23	17	W	71,756
12/6/15	A	21	30	L	68,544
		160	153		

CAROLINA PANTHERS

Reg. Season:	2-2	Home:	1-1	Road:	1-1
		Texans	Panthers		Att.
11/2/03	H	14	10	W	70,052
9/16/07	A	34	21	W	73,665
12/18/11	H	13	28	L	71,540
9/20/15	A	17	24	L	73,254
		78	83		

CHICAGO BEARS

Reg. Season:	4-0	Home:	2-0	Road:	2-0
		Texans	Bears		Att.
12/19/04	A	24	5	W	62,122
12/28/08	H	31	24	W	70,838
11/11/12	A	13	6	W	62,410
9/11/16	H	23	14	W	71,993
		91	49		

CINCINNATI BENGALS

Reg. Season:	5-4	Home:	2-2	Road:	3-2
		Texans	Bengals		Att.
11/3/02	H	3	38	L	69,827
11/9/03	A	27	34	L	50,437
10/2/05	A	10	16	L	65,714
10/26/08	H	35	6	W	70,112
10/18/09	A	28	17	W	64,019
12/11/11	A	20	19	W	41,202
11/23/14	H	13	22	L	71,777
11/16/15	A	10	6	W	61,381
12/24/16	H	12	10	W	71,836
		158	168		
Postseason:	2-0	Home:	2-0	Road:	0-0
1/7/12	H	31	10	W	71,725
1/5/13	H	19	13	W	71,738
		40	23		

CLEVELAND BROWNS

Reg. Season:	5-3	Home:	3-1	Road:	2-2
		Texans	Browns		Att.
10/20/02	A	17	34	L	73,248
1/2/05	H	14	22	L	70,724
10/30/05	H	19	16	W	70,064
12/31/06	H	14	6	W	70,797
11/25/07	A	17	27	L	72,730
11/23/08	A	16	6	W	72,077
11/6/11	H	30	12	W	71,511
11/16/14	A	23	7	W	67,431
		150	130		

DALLAS COWBOYS

Reg. Season:	1-3	Home:	1-1	Road:	0-2
		Texans	Cowboys		Att.
9/8/02	H	19	10	W	69,604
10/15/06	A	6	34	L	63,186
9/26/10	H	13	27	L	71,456
10/5/14	A	17	20	L,OT	91,159
		55	91		

DENVER BRONCOS

Reg. Season:	2-4	Home:	1-1	Road:	1-3
		Texans	Broncos		Att.
11/7/04	A	13	31	L	74,292
12/13/07	H	31	13	W	70,747
12/26/10	A	23	24	L	73,691
9/23/12	A	31	25	W	76,566
12/22/13	H	13	37	L	71,161
10/24/16	A	9	27	L	76,865
		120	157		

DETROIT LIONS

Reg. Season:	3-1	Home:	2-0	Road:	1-1
		Texans	Lions		Att.
9/19/04	A	16	28	L	61,465
10/19/08	H	28	21	W	70,081
11/22/12	A	34	31	W,OT	64,827
10/30/16	H	20	13	W	71,882
		98	93		

GREEN BAY PACKERS

Reg. Season:	1-3	Home:	0-2	Road:	1-1
		Texans	Packers		Att.
11/21/04	H	13	16	L	70,769
12/7/08	A	24	21	W	70,245
10/14/12	H	24	42	L	71,702
12/4/16	A	13	21	L	77,867
		74	100		

INDIANAPOLIS COLTS

Reg. Season:	7-23	Home:	5-10	Road:	2-13
		Texans	Colts		Att.
9/22/02	H	3	23	L	69,204
12/1/02	A	3	19	L	56,820
10/26/03	A	21	30	L	56,132
12/28/03	H	17	20	L	70,680
11/14/04	A	14	49	L	56,511
12/12/04	H	14	23	L	70,762
10/23/05	H	20	38	L	70,621
11/13/05	A	17	31	L	57,209
9/17/06	A	24	43	L	56,614
12/24/06	H	27	24	W	70,132
9/23/07	H	24	30	L	70,765
12/23/07	A	15	38	L	57,262
10/5/08	H	27	31	L	70,118
11/16/08	A	27	33	L	66,201
11/8/09	A	17	20	L	66,033
11/29/09	H	27	35	L	70,990
9/12/10	H	34	24	W	70,974
11/1/10	A	13	30	L	66,363
9/11/11	H	34	7	W	71,444
12/22/11	A	16	19	L	64,159
12/16/12	H	29	17	W	71,702
12/30/12	A	16	28	L	66,957
11/3/13	H	24	27	L	71,778
12/15/13	A	3	25	L	65,470
10/9/14	H	28	33	L	71,787
12/14/14	A	10	17	L	65,148
10/8/15	H	20	27	L	71,732
12/20/15	A	16	10	W	66,083
10/16/16	H	26	23	W,OT	71,891
12/11/16	A	22	17	W	65,250
		592	791		

JACKSONVILLE JAGUARS

Reg. Season:	19-11	Home:	11-4	Road:	8-7
		Texans	Jaguars		Att.
10/27/02	A	21	19	W	53,721
11/17/02	H	21	24	L	69,711
9/28/03	H	24	20	W	70,041
12/7/03	A	0	27	L	43,363
10/31/04	H	20	6	W	70,502
12/26/04	A	21	0	W	66,227
11/6/05	A	14	21	L	64,613
12/24/05	H	20	38	L	70,025
10/22/06	H	27	7	W	70,035
11/12/06	A	13	10	W	65,918
10/14/07	A	17	37	L	63,715
12/30/07	H	42	28	W	70,660
9/28/08	A	27	30	L,OT	64,061
12/1/08	H	30	17	W	70,809
9/27/09	H	24	31	L	70,083
12/6/09	A	18	23	L	42,079
11/14/10	A	24	31	L	62,340
1/2/11	H	34	17	W	71,023
10/30/11	H	24	14	W	71,412
11/27/11	A	20	13	W	62,004
9/16/12	A	27	7	W	62,907
11/18/12	H	43	37	W,OT	71,676
11/24/13	H	6	13	L	71,659
12/5/13	A	20	27	L	60,414
12/7/14	A	27	13	W	61,070
12/28/14	H	23	17	W	71,777
10/18/15	A	31	20	W	58,085
1/3/16	H	30	6	W	71,899
11/13/16	A	24	21	W	62,091
12/18/16	H	21	20	W	71,803
		693	594		

ALL-TIME SERIES RESULTS

KANSAS CITY CHIEFS

Reg. Season: 4-4	Home: 3-3	Road: 1-1	Att.
Texans	Chiefs		
9/21/03	H 14	42	L 70,487
9/26/04	A 24	21	W 77,433
11/20/05	H 17	45	L 70,481
9/9/07	H 20	3	W 70,080
10/17/10	H 35	31	W 70,926
10/20/13	A 16	17	L 74,118
9/13/15	H 20	27	L 71,776
9/18/16	H 19	12	W 71,890
	165	198	
Postseason: 0-1	Home: 0-1	Road: 0-0	
1/9/16	H 0	30	L 71,800

LOS ANGELES CHARGERS

Reg. Season: 1-5	Home: 0-3	Road: 1-2	Att.
Texans	Chargers		
9/15/02	A 3	24	L 56,098
9/12/04	H 20	27	L 70,255
10/28/07	A 10	35	L 60,439
11/7/10	H 23	29	L 70,886
9/9/13	A 31	28	W 59,522
11/27/16	H 13	21	L 71,897
	100	164	

LOS ANGELES RAMS

Reg. Season: 1-2	Home: 0-2	Road: 1-0	Att.
Texans	Rams		
11/27/05	H 27	33	L,OT 70,010
12/20/09	A 16	13	W 46,256
10/13/13	H 13	38	L 71,104
	56	84	

MIAMI DOLPHINS

Reg. Season: 7-1	Home: 4-0	Road: 3-1	Att.
Texans	Dolphins		
9/7/03	A 21	20	W 73,010
10/1/06	H 17	15	W 70,071
10/7/07	H 22	19	W 70,156
10/12/08	H 29	28	W 70,023
12/27/09	A 27	20	W 65,847
9/18/11	A 23	13	W 51,032
9/9/12	H 30	10	W 71,566
10/25/15	A 26	44	L 65,251
	195	169	

MINNESOTA VIKINGS

Reg. Season: 0-4	Home: 0-2	Road: 0-2	Att.
Texans	Vikings		
10/10/04	H 28	34	L,OT 70,718
11/2/08	A 21	28	L 62,839
12/23/12	H 6	23	L 71,688
10/9/16	A 13	31	L 66,683
	68	116	

NEW ENGLAND PATRIOTS

Reg. Season: 1-6	Home: 1-3	Road: 0-3	Att.
Texans	Patriots		
11/23/03	H 20	23	L,OT 70,719
12/17/06	A 7	40	L 68,756
1/3/10	H 34	27	W 71,029
12/10/12	A 14	42	L 68,756
12/1/13	H 31	34	L 71,769
12/13/15	H 6	27	L 71,908
9/22/16	A 0	27	L 66,829
	112	220	
Postseason: 0-2	Home: 0-0	Road: 0-2	
1/13/13	A 28	41	L 68,756
1/14/17	A 16	34	L 66,829
	44	75	

NEW ORLEANS SAINTS

Reg. Season: 2-2	Home: 2-0	Road: 0-2	Att.
Texans	Saints		
9/14/03	A 10	31	L 68,390
11/18/07	H 23	10	W 70,780
9/25/11	A 33	40	L 73,002
11/29/15	H 24	6	W 71,778
	90	87	

NEW YORK GIANTS

Reg. Season: 1-3	Home: 1-1	Road: 0-2	Att.
Texans	Giants		
11/24/02	H 16	14	W 70,054
11/5/06	A 10	14	L 78,485
10/10/10	H 10	34	L 71,110
9/21/14	A 17	30	L 77,462
	53	92	

NEW YORK JETS

Reg. Season: 2-5	Home: 1-2	Road: 1-3	Att.
Texans	Jets		
10/19/03	H 14	19	L 70,623
12/5/04	A 7	29	L 77,875
11/26/06	A 11	26	L 76,596
9/13/09	H 7	24	L 70,118
11/21/10	A 27	30	L 78,843
10/8/12	A 23	17	W 79,088
11/22/15	H 24	17	W 71,718
	113	162	

OAKLAND RAIDERS

Reg. Season: 6-4	Home: 2-2	Road: 4-2	Att.
Texans	Raiders		
10/3/04	H 30	17	W 70,741
12/3/06	A 23	14	W 46,276
11/4/07	A 24	17	W 49,603
12/21/08	A 16	27	L 43,687
10/4/09	H 29	6	W 70,291
10/3/10	A 31	24	W 32,218
10/9/11	H 20	25	L 71,420
11/17/13	H 23	28	L 71,726
9/14/14	A 30	14	W 54,063
11/21/16	A 20	27	L 76,473
	246	199	
Postseason: 1-0	Home: 1-0	Road: 0-0	
1/7/17	H 27	14	W 71,790

PHILADELPHIA EAGLES

Reg. Season: 0-4	Home: 0-2	Road: 0-2	Att.
Texans	Eagles		
9/29/02	A 17	35	L 64,867
9/10/06	H 10	24	L 70,180
12/2/10	A 24	34	L 69,144
11/2/14	H 21	31	L 71,780
	72	124	

PITTSBURGH STEELERS

Reg. Season: 2-3	Home: 1-1	Road: 1-2	Att.
Texans	Steelers		
12/8/02	A 24	6	W 58,551
9/18/05	H 7	27	L 70,742
9/7/08	A 17	38	L 64,001
10/2/11	H 17	10	W 71,585
10/20/14	A 23	30	L 56,375
	88	111	

SAN FRANCISCO 49ERS

Reg. Season: 1-2	Home: 1-0	Road: 0-2	Att.
Texans	49ers		
1/1/06	A 17	20	L,OT 67,970
10/25/09	H 24	21	W 70,820
10/6/13	A 3	34	L 69,732
	44	75	

SEATTLE SEAHAWKS

Reg. Season: 1-2	Home: 1-1	Road: 0-1	Att.
Texans	Seahawks		
10/16/05	A 10	42	L 66,196
12/13/09	H 34	7	W 70,380
9/29/13	H 20	23	L,OT 71,756
	64	72	

TAMPA BAY BUCCANEERS

Reg. Season: 3-1	Home: 2-0	Road: 1-1	Att.
Texans	Bucs		
12/14/03	A 3	16	L 65,124
12/9/07	H 28	14	W 70,237
11/13/11	A 37	9	W 56,037
9/27/15	H 19	9	W 71,718
	87	48	

TENNESSEE TITANS

Reg. Season: 14-16	Home: 8-7	Road: 6-9	Att.
Texans	Titans		
11/10/02	A 10	17	L 68,804
12/29/02	H 3	13	L 70,694
10/12/03	A 17	38	L 68,809
12/21/03	H 24	27	L 70,758
10/17/04	A 20	10	W 68,932
11/28/04	H 31	21	W 70,721
10/9/05	H 20	34	L 70,430
12/11/05	A 10	13	L 69,149
10/29/06	A 22	28	L 69,143
12/10/06	H 20	26	L,OT 70,760
10/21/07	H 36	38	L 70,734
12/2/07	A 20	28	L 69,143
9/21/08	A 12	31	L 69,143
12/14/08	H 13	12	W 70,831
9/20/09	A 34	31	W 69,143
11/23/09	H 17	20	L 71,153
11/28/10	H 20	0	W 70,855
12/19/10	A 17	31	L 69,143
10/23/11	A 41	7	W 69,143
1/1/12	H 22	23	L 71,512
9/30/12	H 38	14	W 71,581
12/2/12	A 24	10	W 69,143
9/15/13	H 30	24	W,OT 71,718
12/29/13	A 10	16	L 69,143
10/26/14	A 30	16	W 69,143
11/30/14	H 45	21	W 71,714
11/1/15	H 20	6	W 71,630
12/27/15	A 34	6	W 62,153
10/2/16	H 27	20	W 71,815
1/1/17	A 17	24	L 65,205
	684	605	

WASHINGTON REDSKINS

Reg. Season: 2-2	Home: 1-1	Road: 1-1	Att.
Texans	Redskins		
12/22/02	A 10	26	L 70,291
9/24/06	H 15	31	L 70,069
9/19/10	A 30	27	W,OT 88,240
9/7/14	H 17	6	W 71,770
	72	90	

ALL-TIME PRESEASON RESULTS

2002 (1-4)

Date	Opponent	Attendance	Result
8/5/02	N.Y. Giants*	22,461	L 34-17
8/10/02	at New Orleans	67,356	W 13-10
8/17/02	at Kansas City	73,506	L 19-9
8/24/02	Miami	69,432	L 24-3
8/30/02	Tampa Bay	68,371	L 17-13

*Canton, Ohio (Pro Football Hall of Fame Game)

2003 (0-4)

Date	Opponent	Attendance	Result
8/9/03	Denver	70,021	L 20-12
8/15/03	at Dallas	60,058	L 34-6
8/23/03	San Diego	70,007	L 19-17
8/28/03	at Tampa Bay	64,808	L 34-3

2004 (1-3)

Date	Opponent	Attendance	Result
8/14/04	Dallas	70,431	W 18-0
8/21/04	at Pittsburgh	56,028	L 38-3
8/27/04	at Denver	71,256	L 31-17
9/2/04	Tampa Bay	70,024	L 17-9

2005 (1-3)

Date	Opponent	Attendance	Result
8/13/05	Denver	70,016	L 20-14
8/20/05	Oakland	70,116	W 19-17
8/27/05	at Dallas	54,288	L 21-9
9/1/05	at Tampa Bay	63,591	L 38-14

2006 (3-1)

Date	Opponent	Attendance	Result
8/12/06	Kansas City	70,016	W 24-14
8/19/06	at St. Louis	65,391	W 27-20
8/27/06	at Denver	73,689	L 17-14
8/31/06	Tampa Bay	70,037	W 16-13

2007 (2-2)

Date	Opponent	Attendance	Result
8/11/07	Chicago	70,060	L 20-19
8/18/07	at Arizona	64,405	W 33-20
8/25/07	Dallas	70,512	W 28-16
8/30/07	at Tampa Bay	64,321	L 31-24

2008 (2-2)

Date	Opponent	Attendance	Result
8/9/08	Denver	70,020	W 19-16
8/16/08	at New Orleans	70,009	W 31-27
8/22/08	at Dallas	60,795	L 23-22
8/28/08	Tampa Bay	70,011	L 16-6

2009 (2-2)

Date	Opponent	Attendance	Result
8/15/09	at Kansas City	64,781	W 16-10
8/22/09	New Orleans	70,107	L 38-14
8/31/09	Minnesota	70,191	L 17-10
9/4/09	at Tampa Bay	63,831	W 27-20

2010 (1-3)

Date	Opponent	Attendance	Result
8/14/10	at Arizona	61,489	L 19-16
8/21/10	at New Orleans	70,025	L 38-20
8/28/10	Dallas	70,725	W 23-7
9/2/10	Tampa Bay	70,035	L 24-17

2011 (3-1)

Date	Opponent	Attendance	Result
8/15/11	N.Y. Jets	70,025	W 20-16
8/20/11	New Orleans	70,828	W 27-14
8/27/11	at San Francisco	69,732	W 30-7
9/1/11	at Minnesota	62,148	L 28-0

2012 (3-1)

Date	Opponent	Attendance	Result
8/11/12	at Carolina	69,002	W 26-13
8/18/12	San Francisco	71,196	W 20-9
8/25/12	at New Orleans	72,082	L 34-27
8/30/12	Minnesota	71,116	W 28-24

2013 (3-1)

Date	Opponent	Attendance	Result
8/9/13	at Minnesota	62,306	W 27-13
8/17/13	Miami	71,141	W 24-17
8/25/13	New Orleans	71,611	L 31-23
8/29/13	at Dallas	76,856	W 24-6

2014 (2-2)

Date	Opponent	Attendance	Result
8/9/14	at Arizona	60,540	L 32-0
8/16/14	Atlanta	71,644	W 32-7
8/23/14	at Denver	75,093	W 18-17
8/28/14	San Francisco	71,408	L 40-13

2015 (2-2)

Date	Opponent	Attendance	Result
8/15/15	San Francisco	71,403	W 23-10
8/22/15	Denver	71,533	L 14-10
8/30/15	at New Orleans	72,998	W 27-13
9/3/15	at Dallas	85,067	L 21-14

2016 (4-0)

Date	Opponent	Attendance	Result
8/14/16	at San Francisco	70,178	W 24-13
8/20/16	New Orleans	71,517	W 16-9
8/28/16	Arizona	71,515	W 34-24
9/1/16	at Dallas	81,016	W 28-17

ALL-TIME PRESEASON RECORDS

TEAM RECORDS

POINTS SCORED, GAME

Points	Date	Opponent	Attendance	W/L	Result
34	8/28/16	Arizona	71,515	W	34-24
33	8/18/07	at Arizona	64,405	W	33-20
32	8/16/14	Atlanta	71,644	W	32-7
31	8/16/08	at New Orleans	70,009	W	31-27
30	8/27/11	at San Francisco	69,732	W	30-7
28	8/30/12	Minnesota	71,116	W	28-24
28	8/25/07	Dallas	70,512	W	28-16

POINTS ALLOWED, GAME

Points	Date	Opponent	Attendance	W/L	Result
40	8/28/14	San Francisco	71,408	L	40-13
38	8/21/04	at Pittsburgh	56,028	L	38-3
38	9/1/05	at Tampa Bay	63,591	L	38-14
38	8/22/09	New Orleans	70,107	L	38-14
38	8/21/10	at New Orleans	70,025	L	38-20

MOST RUSHING YARDS, GAME

Yards	Att.	TD	Opponent	Date
208	34	2	New Orleans	8/20/11
190	40	1	Dallas	8/29/13
187	32	1	Denver	8/27/04
174	39	1	Carolina	8/11/12
173	36	1	Dallas	8/28/10
173	41	3	Kansas City	8/12/06

MOST NET PASSING YARDS, GAME

Yards	Comp.	Att.	TD	Opponent	Date
355	32	49	1	New Orleans	8/25/13
316	28	53	2	Tampa Bay	9/2/10
306	31	44	2	at Minnesota	8/9/13
303	26	38	3	Miami	8/17/13
289	21	25	2	New Orleans	8/16/08

TEAM RECORDS (cont.)

MOST TOTAL YARDS, GAME

Total	Rush	Pass	Opponent	Date
496	141	355	New Orleans	8/25/13
439	133	306	at Minnesota	8/9/13
436	208	228	New Orleans	8/20/11
417	101	316	Tampa Bay	9/2/10
417	172	245	at San Francisco	8/27/11

INDIVIDUAL RECORDS

MOST RUSHING YARDS, GAME

Yards	Att.	TD	Player	Opponent	Date
114	13	2	J. Forsett	Minnesota	8/30/12
110	8	1	A. Carr	Dallas	8/28/10
107	19	0	C. Wood	at Dallas	8/29/13
95	9	1	B. Tate	New Orleans	8/20/11
92	11	2	V. Morency	St. Louis	8/19/06

MOST PASSING YARDS, GAME

Yards	Att.	Comp.	TD	Player	Opponent	Date
213	26	15	0	M. Schaub	New Orleans	8/25/13
205	15	22	2	D. Carr	San Diego	8/23/03
197	9	16	2	R. Grossman	Tampa Bay	9/4/09
194	18	15	1	M. Schaub	New Orleans	8/25/12
187	14	16	2	M. Schaub	New Orleans	8/16/08

MOST RECEIVING YARDS, GAME

Yards	Rec.	TD	Player	Opponent	Date
148	3	1	J. Jones	Tampa Bay	9/4/09
131	7	0	A. Johnson	New Orleans	8/25/13
100	4	0	A. Johnson	New Orleans	8/20/11
100	6	1	K. Walter	New Orleans	8/16/08
97	4	0	G. Graham	New Orleans	8/25/12

ALL-TIME ALPHABETIC ROSTER

^ DENOTES DRAFT PICK

A

47 Abbate, Jon, LB, Wake Forest, 2007
78 Aboushi, Oday, G, Virginia, 2015-16
74 Adams, Aaron, T, Eastern Kentucky, 2015
70 Adams, Jeff, T, Columbia, 2014-16
52 ^Adibi, Xavier, LB, Virginia Tech, 2008-10
59 Acholonu, D.D., LB, Washington St., 2004
54 Alexander, Mister, ILB, Florida St., 2011-12
22 Alexander, Roc, CB, Washington, 2006-07
20 Allen, James, RB, Oklahoma, 2002
30 Allen, Jason, CB, Tennessee, 2010-11
79 Allen, Jeff, G, Illinois, 2016
50 ^Anderson, Charlie, LB, Mississippi, 2004-07
14/89 ^Anderson, David, WR, Colorado St., 2006-11
27 Anderson, Jason, RB, South Dakota, 2004-05
96 Anderson, Mark, DE, Alabama, 2010
89 Anderson, Stephen, TE, California, 2016
91 Ankrah, Jason, OLB, Nebraska, 2014-15
88 Armstrong, Derick, WR, Arkansas-Monticello, 2003-05
37 Aubrey, Josh, S, Stephen F. Austin, 2014
61 Austin, Thomas, C, Clemson, 2011

B

93 ^Babin, Jason, LB, Western Michigan, 2004-06
22 Ball, Alan, CB, Illinois, 2012
39 ^Ballentine, Lonnie, S, Memphis, 2014-16
12 Banks, Tony, QB, Michigan St., 2002-05
34 ^Barber, Dominique, FS, Minnesota, 2008-11
51 Barber, Shawn, LB, Richmond, 2007
67 Barry, Kevin, T, Arizona, 2007
98 ^Barwin, Connor, DE/OLB, Cincinnati, 2009-12
47 ^Baxter, Jarrod, FB, New Mexico, 2002-04
12 Beck, John, QB, BYU, 2012
68 Bedell, Brad, T, Colorado, 2006
33 Bell, Jason, CB, UCLA, 2002-05
57 Bell, Marcus, LB, Arizona, 2004
32 ^Bennett, Fred, CB, South Carolina, 2007-09
57 Bentley, Kevin, LB, Northwestern, 2008-10
68 Bergstrom, Tony, C, Utah, 2016
50 Bing, Darnell, LB, USC, 2010
88 Black, Avion, WR, Tennessee St., 2002
71 Black, Jordan, T, Notre Dame, 2007
90 Blade, Willie, DE, Mississippi St., 2002
28 ^Blue, Alfred, RB, LSU, 2014-16
16 ^Bonner, Alan, WR, Jacksonville St., 2013-15
28 Boulware, Michael, S, Florida St., 2007
21/34 Bouye, A.J., CB, Central Florida, 2013-16
71 Boselli, Tony, T, USC, 2002
7 Boyd, Shane, QB, Kentucky, 2007
85 Bradford, Corey, WR, Jackson St., 2002-05
50 Braman, Bryan, OLB, West Texas A&M, 2011-13
65 Brisiel, Mike, G, Colorado State, 2007-11
79 ^Brooks, Brandon, G, Miami (Oh.), 2012-15
24 ^Brown, C.C., SS, Louisiana-Lafayette, 2005-08
22 Brown, Chris, RB, Colorado, 2008-09
76 ^Brown, Duane, T, Virginia Tech, 2008-16
24 Brown, Eric, SS, Mississippi St., 2002-04
48 Brown, Kourtnei, OLB, Clemson, 2015
3 Brown, Kris, K, Nebraska, 2002-09
67 ^Brown, Milford, G, Florida St., 2002-05
22 Brown, Ronnie, RB, Auburn, 2014
33 Brown, Stevie, S, Michigan, 2015
98 Browner, Keith, DE, California, 2014
87 Bruener, Mark, TE, Washington, 2004-08
31 Buchanan, Phillip, CB, Miami (FL), 2005-06

4

^Bullock, Randy, K, Texas A&M, 2012-15
53 Bullough, Max, ILB, Michigan State, 2014-16
79 Bulman, Tim, DT, Boston College, 2006-11
22 ^Burns, Curry, FS, Louisville, 2003
40 Busing, John, FS, Miami (OH), 2009
78 Butler, Rashad, T, Miami, 2007-12
89 Byrne, Jake, TE, Wisconsin, 2013

C

62 ^Caldwell, Antoine, C/G, Alabama, 2009-12
36 ^Carmichael, Roc, CB, Virginia Tech, 2011-12
8 ^Carr, David, QB, Fresno St., 2002-06
59 Carroll, Travis, LB, Florida, 2003
36 Carter, Chris, FS, Texas, 2002
86 ^Casey, James, TE/FB, Rice, 2009-12
59 Chamberlin, Frank, LB, Boston College, 2005
74 Clabo, Tyson, T, Wake Forest, 2014
74 Clark, Chris, T, Southern Mississippi, 2015-16
55 Clark, Danny, LB, Illinois, 2007
1 Clemens, Kellen, QB, Oregon, 2011
50 Clemens, Charlie, LB, Georgia, 2003
58 ^Cliett, Reshard, ILB, South Florida, 2015
90 ^Clowney, Jadeveon, DE/OLB, South Carolina, 2014-16
40 Clutts, Tyler, FB, Fresno State, 2012
60/96 Cochran, Earl, DE, Alabama State, 2006-08
95 Cody, Shaun, DT/NT, USC, 2009-12
64 Coleman, Jasper, DE, William & Mary, 2015
42 Coleman, Marcus, CB, Texas Tech, 2002-05
53 Coley, Kevis, LB, Southern Mississippi, 2008
49 Collins, Cameron, LB, Oregon State, 2012
45 Comella, Greg, FB, Stanford, 2003
43 Cook, Jameel, FB, Illinois, 2006-07
95 ^Covington, Christian, NT, Rice, 2015-16
40 Cox, Curome, S, Maryland, 2007
93 ^Crick, Jared, DE, Nebraska, 2012-15
56 ^Cushing, Brian, ILB, USC, 2009-16

D

75 Dalton, Lionel, DT, Eastern Michigan, 2006
2 Daniels, B.J., QB, South Florida, 2015
81 ^Daniels, Owen, TE, Wisconsin, 2006-13
11 Davis, Andre, WR, Virginia Tech, 2007-10
37 ^Davis, Domanick, RB, LSU, 2003-06
(also known as Domanick Williams)
90 Davis, Jason, DE, West Virginia, 2003, 2005
2 Davis, Jace, WR, Northern Colorado, 2015
87 Dawson, JaJuan, WR, Tulane, 2002
36 Dayne, Ron, RB, Wisconsin, 2006-07
61 Deaderick, Brandon, NT, Alabama, 2015
95 Deloach, Jerry, DE, California, 2002-05
17 Delhomme, Jake, QB, La.-Lafayette, 2011
27/32/39 Demps, Quintin, SS, UTEP, 2010-12, 2015-16
47 Demps, Will, FS, San Diego State, 2007-08
81 Denham, Anthony, TE, Utah, 2014-15
77 Denney, Ryan, DE, BYU, 2010
28 Dennis, Pat, CB, La.-Monroe, 2002-03
50 Dent, Akeem, ILB, Georgia, 2014-16
19 ^Dickerson, Dorin, WR, Pittsburgh, 2010
54/91 ^Diles, Zac, LB, Kansas State, 2007-10, 2014
36 ^Dillon, K.J., S, West Virginia, 2016
52 Dobbins, Tim, ILB, Iowa State, 2011-13
66 Dorsey, Char-ron, T, Florida St., 2002
85 Dreesen, Joel, TE, Colorado State, 2007-11
23/40 Drummond, Kurtis, S, Michigan State, 2015-16
92 Dunn, Brandon, DE, Louisville, 2015-16

E

26 ^Earl, Glenn, SS, Notre Dame, 2004-07

33 Echemandu, Adimchinobi, RB, California, 2007
34 ^Ervin, Tyler, RB, San Jose State, 2016
35 Evans, Leomont, SS, Clemson, 2002
54 Evans, Troy, LB, Cincinnati, 2002-06

F

38 ^Faggins, DeMarcus, CB, Kansas St., 2002-08
7 Fairbairn, Ka'imi, K, UCLA, 2016
73 Feiler, Matt, T, Bloomsburg, 2015
78 Ferentz, James, C, Iowa, 2015
25 Ferguson, Nick, SS, Georgia Tech, 2008-09
87 ^Fiedorowicz, C.J., TE, Iowa, 2014-16
94 Finau, Tevita, DE, Utah, 2015
14 Fitzpatrick, Ryan, QB, Harvard, 2014
58 Flanagan, Mike, C, UCLA, 2006-07
21 Fletcher, Jamar, CB, Wisconsin, 2007
93 Flowers, Erik, LB, Arizona St., 2002
58 Foley, Steve, LB, La.-Monroe, 2003
56 Foreman, Jay, LB, Nebraska, 2002-04
28 Forsett, Justin, RB, California, 2012
23/27/37 Foster, Arian, RB, Tennessee, 2009-15
45 Fox, Keyaron, LB, Georgia Tech, 2012
75 ^Frye, Brandon, T, Virginia Tech, 2007
15 ^Fuller V, Will, WR, Notre Dame, 2016

G

35 Gado, Samkon, RB, Liberty, 2006
86 ^Gaffney, Jabar, WR, Florida, 2002-05
7 Garcia, Jeff, QB, San Jose State, 2011
66 Gardner, Andrew, T, Georgia Tech, 2011-13
25 Garrett, Kevin, CB, SMU, 2006
31 Glenn, Aaron, CB, Texas A&M, 2002-04
52 Gooden, Tavares, LB, Miami, 2013
70 Graham, DeMingo, G, Hofstra, 2002
88 ^Graham, Garrett, TE, Wisconsin, 2010-15
37 Graham, Ray, RB, Pittsburgh, 2013
17 Graham, Shayne, K, Virginia Tech, 2012
30 Green, Ahman, RB, Nebraska, 2007-08
90 ^Green, Howard, DT, LSU, 2002
58 Greenhouse, Isaiah, LB, Northwestern St., 2010
56 Greenwood, Morlon, LB, Syracuse, 2005-08
84 ^Griffin, Ryan, TE, Connecticut, 2013-16
45 Griffith, Justin, FB, Mississippi State, 2010
41/43 Grimes, Jonathan, RB, William & Mary, 2012-16
5 Grossman, Rex, QB, Florida, 2009

H

29 ^Hal, Andre, S, Vanderbilt, 2014-16
72 Hall, Barry, T, Middle Tennessee St., 2002
81 Harris, Atnaf, WR, CS-Northridge, 2002
26 ^Harris, Brandon, CB, Miami, 2011-13
82 Harris, Clark, TE, Rutgers, 2008
91 Harris, Ra'Shon, NT, Oregon, 2012
68 Harris, Ryan, T, Notre Dame, 2012-13
31 ^Harrison, Brandon, S, Stanford, 2007-08
2 Hartmann, Brett, P, Central Michigan, 2011
93 Heath, Joel, DE, Michigan State, 2016
34 Hebert, Kyries, FS, La.-Lafayette, 2002
27 Henry, Chris, RB, Arizona, 2009
75 Herndon, Jimmy, T, Houston, 2002-03
87 ^Hill, Anthony, TE, North Carolina St., 2009-10
94 ^Hill, Charles, DT, Maryland, 2002
63/55/57 ^Hodgdon, Drew, C, Arizona St., 2005-07
16 ^Holliday, Trindon, WR, LSU, 2010-12
25 ^Hollings, Tony, RB, Georgia Tech, 2003-05
89 Holloway, Jabari, TE, Notre Dame, 2002-03
10 ^Hopkins, DeAndre, WR, Clemson, 2013-16
29 Horton, Jason, CB, North Carolina A&T, 2007
7 Hoyer, Brian, QB, Michigan State, 2015

ALL-TIME ALPHABETIC ROSTER

33 Hunt, Akeem, RB, Purdue, 2015-16
72 Hunter, David, DE, Houston, 2012
34 Hutchins, Von, CB, Mississippi, 2006-07

I
87 Insley, Trevor, WR, Nevada-Reno, 2002
94 Ioane, Junior, DT, Arizona State, 2003-05

J
25 ^Jackson, Kareem, CB, Alabama, 2010-16
62 Jackson, Scott, T, Brigham Young, 2006-08
53 James, Bradie, LB, LSU, 2012
31 James, Charles, CB, Charleston Southern, 2015-16
96/99 Jamison, Tim, DE, Michigan, 2009-14
18 Jean, Lestar, WR, Florida Atlantic, 2011-13
54 Jefferson, Willie, OLB, Stephen F. Austin, 2013
84 Jenkins, Darnell, WR, Miami, 2008
80 ^Johnson, Andre, WR, Miami, 2003-14
89 Johnson, Bryant, WR, Penn State, 2011
13 Johnson, Damaris, WR, Tulsa, 2014-15
28 Johnson, Dennis, RB, Arkansas, 2013
25 Johnson, Derrick, CB, Washington, 2006
30 ^Johnson, Kevin, CB, Wake Forest, 2015-16
96 Johnson, Thomas, DT, Middle Tenn. State, 2006
75/99 ^Johnson, Travis, DT, Florida St., 2005-08
8 Johnson, Will, P, Texas St., 2015
60 ^Jones, Ben, C, Georgia, 2012-15
20 Jones, Don, S, Arkansas State, 2016
5 Jones, Donnie, P, LSU, 2012
18 Jones, Dwaune, WR, Richmond, 2002
73 Jones, Garrick, T, Arkansas St., 2003-04
33 Jones, Greg, FB, Florida St., 2013
12 ^Jones, Jacoby, WR, Lane College, 2007-11
83 ^Joppru, Bennie, TE, Michigan, 2003-05
24 Joseph, Johnathan, CB, South Carolina, 2011-16

K
94 Kalu, N.D., DE, Rice, 2006-08
97 Kamalu, Ufomba, DE, Miami (Fla.), 2016
39 Karim, Deji, RB, Southern Illinois, 2013
60 Keathley, Michael, G, TCU, 2003
7 Keenum, Case, QB, Houston, 2013-14
53 Keglar, Stanford, LB, Purdue, 2010
88 Kent, Rashod, TE, Rutgers, 2003
31 ^Keo, Shiloh, S, Idaho, 2011-14
53 Kershaw, William, LB, 2007
78 Killings, Cedric, DT, Carson-Newman, 2006-07
62 Kupper, Alex, C, Louisville, 2013
64 Kush, Eric, C, California (Pa.), 2015

L
19 Labhart, Travis, WR, Texas A&M, 2015
58 Lamar, Jason, LB, Toledo, 2002
63 Lamm, Kendall, T, Appalachian State, 2015-16
44 Leach, Vonta, FB, East Carolina, 2006-10
9 Lechler, Shane, P, Texas A&M, 2013-16
86 Lee, Khari, TE, Bowie St., 2015
9/11 Leinart, Matt, QB, USC, 2010-11
17 Lemon, Alec, WR, Syracuse, 2013
97 Lewis, Damione, DT, Miami, 2010
86 Lewis, Derrick, WR, San Diego State, 2006
84 Lewis, Jermaine, WR, Maryland, 2002
21 Lewis, Kendrick, S, Mississippi, 2014
6 Lewis, Thad, QB, Duke, 2014
20 ^Lord, Jammal, FS, Nebraska, 2004-05
62 Lorenti, Chris, C, Central Florida, 2002-03
33 ^Lundy, Wali, RB, Virginia, 2006
64 Lynch, Ben, C, California, 2003

M
43 Mack, Elbert, CB, Troy, 2013-14
34 Mack, Stacey, RB, Temple, 2003
95 Maddox, Anthony, DT, Delta State, 2006-07
15 Maehl, Jeff, WR, Oregon, 2011
15 Mallett, Ryan, QB, Arkansas, 2014-15
97 Malone, Alfred, DE, Troy, 2005-06
65 Mancz, Greg, C, Toledo, 2015-16
38 Manning, Danieal, S, Abilene Christian, 2011-14
57 Manning, Roy, LB, Michigan, 2006
82 ^Martin, Keshawn, WR, Michigan State, 2013-15
66 ^Martin, Nick, C, Notre Dame, 2016
99 Martin, Steve, DT, Missouri, 2003
90 Martin, Terrance, DT, North Carolina St., 2003
17 Martinez, Glenn, WR, Saginaw Valley, St., 2009
82 Mason, Derrick, WR, Michigan State, 2011
13 ^Mathis, Jerome, WR, Hampton, 2005-07
53 Mays, Joe, ILB, North Dakota State, 2013
21/41 ^McCain, Brice, CB, Utah, 2009-13
51 McClain, Jimmy, LB, Troy, 2002-03
97 McClain, Terrell, NT, South Florida, 2012-13
95 McClover, Stanley, DE, Auburn, 2008
29 McCree, Marlon, FS, Kentucky, 2003-04
80 McDermott, Sean, TE/LS, Kansas, 2002
69 McDonald, Andrew, T, Indiana, 2015
89 McFarland, Mike, TE, South Florida, 2015
22 ^McManis, Sherrick, CB, Northwestern, 2010-11
28 McKenzie, Chris, CB, Arizona St., 2005-06
55 ^McKinney, Benardrick, ILB, Mississippi State, 2015-16
76 McKinney, Steve, C, Texas A&M, 2002-07
98 McLeod, Cam, DE, Ohio, 2015
59 ^Mercilus, Whitney, LB, Illinois, 2012-16
82 Miller, Billy, TE, USC, 2002-04
13 ^Miller, Braxton, WR, Ohio State, 2016
26 Miller, Lamar, RB, Miami (Fla.), 2016
92 ^Mitchell, Earl, DT, Arizona, 2010-13
59 Mitchell, Keith, LB, Texas A&M, 2002
64 Moala, Fili, DE, South Carolina, 2015
21 Moats, Ryan, RB, Louisiana Tech, 2008-09
54/90 Mohamed, Mike, ILB, California, 2013-15
28 ^Molden, Antwaun, CB, Eastern Kentucky, 2008-10
57 Monk, Quincy, LB, North Carolina, 2004
57 ^Montgomery, Sam, DE, LSU, 2013
43 Moore, Corey, S, Georgia, 2015-16
26 Moore, Rahim, FS, UCLA, 2015
34 ^Morency, Vernand, RB, Oklahoma St., 2005-06
11 Morgan, Donovan, WR, La-Lafayette, 2005
77 Morris, Darius, G, Temple, 2011
26 Morris, Darryl, CB, Texas State, 2014-15
84 Moses, J.J., WR, Iowa State, 2003-04
84 Moulds, Eric, WR, Mississippi State, 2006
12 ^Mumphery, Keith, WR, Michigan State, 2015-16
83 Murphy, Frank, WR, Kansas St., 2002
81 Murphy, Matt, TE, Maryland, 2003-05
55 Myers, Chris, C, Miami, 2008-14

N
57/72 Nading, Jesse, DE, Colorado St., 2008-12
16 Nall, Craig, QB, Northwestern St. (La.), 2008
69 Neild, Chris, NT, West Virginia, 2015
32 Nelson Jr., Robert, CB, Arizona State, 2016
64 Newell, Mike, C, Colorado St., 2002
72/75 ^Newton, Derek, T, Arkansas St., 2011-16
92 ^Nix III, Louis, NT, Notre Dame, 2014-15
53 Nixon, David, LB, BYU, 2010
33 ^Nolan, Troy, FS, Arizona State, 2009-12
44 Norris, Moran, FB, Kansas, 2002-05
8 Novak, Nick, K, Maryland, 2015-16

17 Nwachukwu, EZ, WR, Texas A&M, 2015

O
27 Ogbonnaya, Chris, RB, Texas, 2011
99 Ogunleye, Adewale, DE, Indiana, 2010
97 ^Okam, Frank, DT, Texas, 2008-10
91 ^Okoye, Amobi, DT, Louisville, 2007-10
42 Oporum, Toben, RB, Kansas, 2013
7 Orlovsky, Dan, QB, Connecticut, 2009-10
53 Orr, Shantee, LB, Michigan, 2003-06
17 Osweiler, Brock, QB, Arizona State, 2016
79 Overhauser, Chad, G, UCLA, 2002
57 ^Ozougwu, Cheta, OLB, Rice, 2011

P
97 ^Pagan, Jeoffrey, DE, Alabama, 2014-15
27 Parks, Terrance, DB, Florida St., 2015
38 Parson, Mark, CB, Ohio, 2009
91 Payne, Seth, DT, Cornell, 2002-06
71 Pearson, Mike, T, Florida, 2006
98 ^Peek, Antwan, LB, Cincinnati, 2003-06
52 Peters, Brian, ILB, Northwestern, 2015-16
96 Pettinato, Dan, DE, Arizona, 2015
55 Pettway, Kenneth, LB, Grambling St., 2005
94 Pickett, Ryan, NT, Ohio State, 2014
48 Pittman, Bryan, LS, Washington, 2003-09
42 Pittman, David, CB, Northwestern St. (La.), 2008
69 ^Pitts, Chester, G/T, San Diego St., 2002-09
35 Pleasant, Eddie, S, Oregon, 2012-16
22 Polk, Chris, RB, Washington, 2015
51 Polk, DaShon, LB, Arizona, 2004-05
31 Pollard, Bernard, SS, Purdue, 2009-10
5 Porter, Quinton, QB, Boston College, 2006
98 Posey, Jeff, LB, So. Mississippi, 2002
11 ^Posey, DeVier, WR, Ohio State, 2012-14
95 Powe, Jerrell, NT, Mississippi, 2014
88 Putzier, Jeb, TE, Boise State, 2007
45 ^Prosch, Jay, FB, Auburn, 2014-16

Q
77 ^Quessenberry, David, G, San Jose State, 2013-16
29 ^Quin, Glover, CB/S, New Mexico, 2009-12
11 Quinn, Mike, QB, Stephen F. Austin, 2002-03

R
4 Rackers, Neil, K, Illinois, 2010-11
15/4 ^Ragone, Dave, QB, Louisville, 2003-05
68 Randall, Greg, T, Michigan State, 2003
98 ^Reader, D.J., NT, Clemson, 2016
58 ^Reed, Brooks, OLB, Arizona, 2011-14
20 Reed, Ed, FS, Miami, 2013
35 Reeves, Jacques, CB, Purdue, 2008-09
70 Reyes, Tutan, G, Mississippi, 2009
22 Rice, Denzel, CB, Coastal Carolina, 2016
27 Richardson, Matteredal, CB, Arkansas, 2008
68 Riley, Victor, T, Auburn, 2005
48 Rivers, Gerald, OLB, Mississippi, 2016
84 Rivers, Marcellus, TE, Oklahoma St., 2005
66 Robinson, Deljuan, DT, Mississippi State, 2008-09
23 ^Robinson, Dunta, CB, South Carolina, 2004-09
20 Rogers, Justin, CB, Richmond, 2013
20 Rolle, Jumal, CB, Catawba, 2014-15
18 Rosenfels, Sage, QB, Iowa State, 2006-08
30 Routt, Stanford, CB, Houston, 2012
42 Russell, Brian, FS, San Diego State, 2009
83 Rutledge, Rod, TE, Alabama, 2002
97/54 Ruud, Barrett, ILB, Nebraska, 2012
59 ^Ryans, DeMeco, LB, Alabama, 2006-11

ALL-TIME ALPHABETIC ROSTER

S

66/74	Salaam, Ephraim, T, San Diego State, 2006-10
21	Sanders, Lewis, CB, Maryland, 2005-06
37	Sapp, Cecil, RB, Colorado State, 2008
91	Sapp, Ricky, OLB, Clemson, 2013-14
3	^Savage, Tom, QB, Pittsburgh, 2014-16
57	Scarlett, Brennan, OLB, Stanford, 2016
65	Schau, Ryan, G, Illinois, 2002
8	Schaub, Matt, QB, Virginia, 2007-13
29	Scott, Guss, S, Florida, 2006
92	Sears, Corey, DE, Mississippi St., 2002-04
37	Shabazz, Al-Hajj, West Chester, 2016
55	Sharper, Jamie, LB, Virginia, 2002-04
51	^Sharpton, Darryl, LB, Miami (Fla.), 2010-13
19	Shepherd, Edell, WR, San Jose State, 2006
67	Sheppard, Malcolm, DT, Arkansas, 2010
18	Shorts III, Cecil, WR, Mount Union, 2015
30/22	Simmons, Jason, CB/S, Arizona St., 2002-07
51	Simon, John, OLB, Ohio State, 2014-16
62	Slade, Chad, G, Auburn, 2015
20	^Slaton, Steve, RB, West Virginia, 2008-11
79	Slechta, Jeremy, DT, Nebraska, 2003
47	Smelley, Brad, FB, Alabama, 2013
94	Smith, Antonio, DE, Oklahoma St., 2009-13, 2016
90	Smith, D.J., OLB, Appalachian State, 2013
99	Smith, Robaire, DE, Michigan St., 2004-05
71	^Smith, Shelley, G, Colorado State, 2010-11
74	Smith, Wade, G, Memphis, 2010-13
32	Spann, Chad, RB, Northern Illinois, 2013
68	Spears, Marcus, T, Northwestern St., 2004
77	^Spencer, Charles, T, Pittsburgh, 2006-07
78	Spikes, Cameron, G/T, Texas A&M, 2002
40	Stansbury, Ed, FB, UCLA, 2002
7	Stanley, Chad, P, Stephen F. Austin, 2002-06
29	Starling, Jawanza, FS, USC, 2013
17	Starling, Kendrick, WR, San Jose St., 2004
26	Stevens, Matt, FS, Appalachian St., 2002-03
68	Stevenson, Dan, G, Notre Dame, 2008
91	Still, Devon, DE, Penn State, 2016
42	Stone, Michael, FS, Memphis, 2006
11	^Strong, Jaalen, WR, Arizona St., 2015-16
84	Stross, Trey, WR, Iowa, 2010
64	^Studdard, Kasey, G, Texas, 2007-11
71	^Su'a-Filo, Xavier, G, UCLA, 2014-16
48	Supernaw, Phillip, TE, Ouachita Baptist, 2013
36	^Swearinger, D.J., SS, South Carolina, 2013-14
2	^Symons, B.J., QB, Texas Tech, 2004

T

52	Tarpinian, Jeff, ILB, Iowa, 2013-15
43/44	Tate, Ben, RB, Auburn, 2010-13
27	Taylor, Chris, RB, Indiana, 2006-07
77	Thomas, Tarlos, T, Florida St., 2002
44	Thompson, Carlos, OLB, Mississippi, 2015
51	Thompson, Chaun, LB, West Texas A&M, 2008-09
28	Tillman, Travares, FS, Georgia Tech, 2003
82	Toliver, Terrence, WR, LSU, 2011
47	Trail, Lynden, OLB, Norfolk St., 2015
66	Treadwell, Joseph, T, Louisiana-Monroe, 2015
57	Tuggle, Justin, LB, Kansas State, 2013-15
1	Turk, Matt, P, Wisconsin-Whitewater, 2007-11

V

10	Van Pelt, Bradlee, QB, Colorado St., 2006
21	Vaughn, Darrick, CB, S.W. Texas St., 2003
47	Vickers, Lawrence, FB, Colorado, 2011
27	Victorian, Josh, CB, Louisiana Tech, 2013

W

71	Wade, Todd, T, Mississippi, 2004-05
37	Walker, Darius, RB, Notre Dame, 2007
96	Walker, Gary, DE, Auburn, 2002-05
40	Walker, John, FS, USC, 2006
73	Walker, Josh, G, Middle Tennessee State, 2016
41/22	^Walker, Ramon, SS, Pittsburgh, 2002-05
30	Wall, Jamar, CB, Texas Tech, 2010
85/83	Walter, Kevin, WR, Eastern Michigan, 2006-12
74	Walter, Tyson, G, Ohio State, 2005
78	^Wand, Seth, T, N.W. Missouri St., 2003-05
32	Ward, Derrick, RB, Ottawa (Kan.), 2010-11
85	Washington, Nate, WR, Tiffin, 2015
77	Washington, Todd, C/G, Virginia Tech, 2004-05
49	Washington Jr., Tony, OLB, Oregon, 2015
99	^Watt, J.J., DE, Wisconsin, 2011-16
61/70	^Weary, Fred, G, Tennessee, 2002-07
92/98	Weaver, Anthony, DE, Notre Dame, 2006-08
5	Weeden, Brandon, QB, Oklahoma St., 2015-16
46	Weeks, Jon, LS, Baylor, 2010-16
32	^Wells, Jonathan, RB, Ohio St., 2002-05
63	White, Chris, C, Southern Mississippi, 2007-09
67	White, Cody, G, Illinois State, 2012-15
72	Wiegert, Zach, T, Nebraska, 2003-06
75	Wilfork, Vince, NT, Miami (Fla.), 2015-16
73	^Williams, Brennan, T, North Carolina, 2013
86	Williams, Harry, WR, Tuskegee, 2007-08
41	Williams, Jimmy, CB, Vanderbilt, 2008
23	Williams, Kevin, FS, Oklahoma St., 2002
90	^Williams, Mario, DE, N.C. State, 2006-11
42	Williams, Torri, SS, Purdue, 2010
54	^Williams, Trevardo, OLB, Connecticut, 2013
82	Williams, Wendall, WR, Cumberland, 2016
26	Wilson, Eugene, FS, Illinois, 2008-10
58	Winborn, Jamie, LB, Vanderbilt, 2009
73	^Winston, Eric, T, Miami, 2006-11
72	Witzmann, Bryan, T, South Dakota St., 2015
52	Wong, Kailee, LB, Stanford, 2002-06
41	Wood, Cierre, RB, Notre Dame, 2013
97	Worthen, Shawn, DT, TCU, 2002
13	Worthy, Chandler, WR, Troy, 2015
43	Wright, Kenny, CB, Northwestern St., 2002-04
25	Wynn, Dexter, CB, Colorado State, 2006-07

Y

13/6	^Yates, T.J., QB, North Carolina, 2011-13, 2015
73	Yeatman, Will, T, Maryland, 2014
74	Young, Ryan, T, Kansas St., 2002

Z

92	Zgonina, Jeff, DT, Purdue, 2007-09
----	------------------------------------

ALL-TIME NUMERIC ROSTER

- 1 Turk, Matt, P, Wisconsin Whitewater, 2007-11
Clemens, Kellen, QB, Oregon, 2011
- 2 Daniels, B.J., QB, South Florida, 2015
Davis, Jace, WR, Northern Colorado, 2015
Hartmann, Brett, P, Central Michigan, 2011
Symons, B.J., QB, Texas Tech, 2004
- 3 Savage, Tom, QB, Pittsburgh, 2014-16
Brown, Kris, K, Nebraska, 2002-09
- 4 Bullock, Randy, K, Texas A&M, 2012-15
Rackers, Neil, K, Illinois, 2010-11
Ragone, Dave, QB, Louisville, 2003-04
(Ragone also wore # 15)
- 5 Weeden, Brandon, QB, Oklahoma St., 2015 -16
Jones, Donnie, P, LSU, 2012
Grossman, Rex, QB, Florida, 2009
- 6 Yates, T.J., QB, North Carolina, 2015
(Yates also wore #13)
Worthy, Chandler, WR, Troy, 2015
Lewis, Thad, QB, Duke, 2014
- 7 Fairbairn, Ka'imi, K, UCLA, 2016
Hoyer, Brian, QB, Michigan State, 2015
Keenum, Case, QB, Houston, 2013-14
Garcia, Jeff, QB, San Jose State, 2011
Orlovsky, Dan, QB, Connecticut, 2009-10
Boyd, Shane, QB, Kentucky, 2007
Stanley, Chad, P, Stephen F. Austin, 2002-06
- 8 Johnson, Will, P, Texas State, 2015
Novak, Nick, K, Maryland, 2015-16
Schaub, Matt, QB, Virginia, 2007-13
Carr, David, QB, Fresno St., 2002-06
- 9 Lechler, Shane, P, Texas A&M, 2013-16
Leinart, Matt, QB, USC, 2010
(Leinart also wore #11)
- 10 Hopkins, DeAndre, WR, Clemson, 2013-16
Van Pelt, Bradlee, QB, Colorado State, 2006
- 11 Strong, Jaelen, WR, Arizona State, 2015-16
Posey, DeVier, WR, Ohio State, 2012-14
Leinart, Matt, QB, USC, 2011
(Leinart also wore #9)
Davis, André, WR, Virginia Tech, 2007-10
Morgan, Donovan, WR, La.-Lafayette, 2005
Quinn, Mike, QB, Stephen F. Austin, 2002-03
- 12 Mumphery, Keith, WR, Michigan State, 2015-16
Beck, John, QB, BYU, 2012
Jones, Jacoby, WR, Lane College, 2007-11
Banks, Tony, QB, Michigan State, 2002-05
- 13 Miller, Braxton, WR, Ohio State, 2016
Johnson, Damaris, WR, Tulsa, 2014-15
Yates, T.J., QB, North Carolina, 2011-13
(Yates also wore #6)
Mathis, Jerome, WR, Hampton, 2005-06
- 14 Fitzpatrick, Ryan, QB, Harvard, 2014
Anderson, David, WR, Colorado State, 2006
(Anderson also wore #17 and #89)
- 15 Fuller V, Will, WR, Notre Dame, 2016
Mallett, Ryan, QB, Arkansas, 2014-15
Maehl, Jeff, WR, Oregon, 2011
Ragone, Dave, QB, Louisville, 2005
(Ragone also wore #4)
- 16 Bonner, Alan, WR, Jacksonville State, 2013-15
Holliday, Trindon, WR, LSU, 2010-12
- 17 Osweiler, Brock, QB, Arizona State, 2016
Nwachukwu, EZ, WR, Texas A&M, 2015
Lemon, Alec, WR, Syracuse, 2013
Graham, Shayne, K, Virginia Tech, 2012
Delhomme, Jake, QB, La.-Lafayette, 2011
Anderson, David, QB, Colorado State, 2011
(Anderson also wore #14 and #89)
Martinez, Glenn, WR, Saginaw Valley St., 2009
Starling, Kendrick, WR, San Jose St., 2004
- 18 Shorts III, Cecil, WR, Mount Union, 2015
Jean, Lestar, WR, Florida Atlantic, 2011-13
Rosenfels, Sage, QB, Iowa State, 2006-08
Jones, Dwaune, WR, Richmond, 2002
- 19 Labhart, Travis, WR, Texas A&M, 2015
Dickerson, Dorin, WR, Pittsburgh, 2010
Shepherd, Edell, WR, San Jose St., 2006
Adams, Charlie, WR, Hofstra, 2006
- 20 Jones, Don, S, Arkansas State, 2016
Rolle, Jumal, CB, Catawba, 2014-15
Rogers, Justin, CB, Richmond, 2013
Reed, Ed, FS, Miami, 2013
Carmichael, Roc, CB, Virginia Tech, 2012
(Carmichael also wore #36)
Slaton, Steve, RB, West Virginia, 2008-11
McCleon, Dexter, CB, Clemson, 2006
Lord, Jammal, FS, Nebraska, 2004-05
Allen, James, RB, Oklahoma, 2002
- 21 Bouye, A.J., CB, Central Florida, 2016
(Bouye also wore #34)
Morris, Darryl, CB, Texas State, 2015
Lewis, Kendrick, S, Mississippi, 2014
McCain, Brice, CB, Utah, 2010-13
(McCain also wore #41)
Moats, Ryan, RB, Louisiana Tech, 2008-09
Fletcher, Jamar, CB, Wisconsin, 2007
Sanders, Lewis, CB, Maryland, 2005-06
Vaughn, Darrick, CB, S.W. Texas St., 2003
- 22 Rice, Denzel, CB, Coastal Carolina, 2016
Polk, Chris, RB, Washington, 2015
Brown, Ronnie, RB, Auburn, 2014
Ball, Alan, CB, Illinois, 2012
McManis, Sherrick, CB, Northwestern, 2010-11
Brown, Chris, RB, Colorado, 2008-09
Alexander, Roc, CB, Washington, 2006
Walker, Ramon, SS, Pittsburgh, 2005
(Walker also wore #41)
Burns, Curry, SS, Louisville, 2003
Polk, Chris, RB, Washington, 2015
- 23 Drummond, Kurtis, S, Michigan State, 2016
(Drummond also wore #40)
Foster, Arian, RB, Tennessee, 2010-15
(Foster also wore #27 and 37)
Robinson, Dunta, CB, South Carolina, 2004-09
Williams, Kevin, FS, Oklahoma St., 2002
- 24 Joseph, Johnathan, CB, South Carolina, 2011-16
Brown, C.C., SS, La.-Lafayette, 2005-08
Brown, Eric, SS, Mississippi St., 2002-04
- 25 Jackson, Kareem, CB, Alabama, 2010-16
Ferguson, Nick, SS, Georgia Tech, 2008-09
Wynn, Dexter, CB, Colorado State, 2006-07
Johnson, Derrick, CB, Washington, 2006
Garrett, Kevin, CB, SMU, 2006
Hollings, Tony, RB, Georgia Tech, 2003-05
- 26 Miller, Lamar, RB, Miami (Fla.), 2016
Moore, Rahim, FS, UCLA, 2015
Morris, Darryl, CB, Texas State, 2014
Harris, Brandon, CB, Miami, 2011-13
Wilson, Eugene, FS, Illinois, 2008-10
Earl, Glenn, SS, Notre Dame, 2004-06
- Stevens, Matt, FS, Appalachian St., 2002-03
- 27 Demps, Quintin, FS, UTEP, 2011-12, 2015-16
(Demps also wore #38 and #32)
Parks, Terrance, S, Florida State, 2015
Victorian, Josh, CB, Louisiana Tech, 2013
Ogbonnaya, Chris, RB, Texas, 2011
Henry, Chris, RB, Arizona, 2009
Foster, Arian, RB, Tennessee, 2009
(Foster also wore #23 and #37)
Richardson, Matteredal, CB, Arkansas, 2008
Taylor, Chris, RB, Indiana, 2006
Anderson, Jason, RB, South Dakota, 2004-05
- 28 Blue, Alfred, RB, LSU, 2014-16
Johnson, Dennis, RB, Arkansas, 2013
Forsett, Justin, RB, California, 2012
Molden, Antwaun, CB, 2008-10
Boulware, Michael, S, Florida State, 2007
McKenzie, Chris, CB, Arizona St., 2005-06
Tillman, Travares, FS, Georgia Tech, 2003
Dennis, Pat, CB, La.-Monroe, 2002
- 29 Hal, Andre, S, Vanderbilt, 2014-16
Starling, Jawanza, FS, USC, 2013
Quin, Glover, CB/SS, New Mexico, 2009-12
Scott, Guss, FS, Florida, 2006
McCree, Marlon, FS, Kentucky, 2003-04
- 30 Johnson, Kevin, CB, Wake Forest, 2015-16
Routt, Stanford, CB, Houston, 2012
Allen, Jason, CB, Tennessee, 2010-11
Wall, Jamar, CB, Texas Tech, 2010
Green, Ahman, RB, Nebraska, 2007-08
Simmons, Jason, CB/S, Arizona St., 2002-06
- 31 James, Charles, CB, Charleston Southern, 2015-16
Keo, Shiloh, FS, Idaho, 2011-14
Pollard, Bernard, SS, 2009-10
Harrison, Brandon, FS, 2008
Buchanan, Phillip, CB, Miami (Fla.), 2005-06
Glenn, Aaron, CB, Texas A&M, 2002-04
- 32 Nelson Jr., Robert, CB, Arizona State, 2016
Demps, Quintin, S, UTEP, 2015
(Demps also wore #27 and #38)
Spann, Chad, RB, Northern Illinois, 2013
Ward, Derrick, RB, Ottawa (Kan.), 2010-11
Bennett, Fred, CB, South Carolina, 2007-09
Wells, Jonathan, RB, Ohio St., 2002-05
- 33 Hunt, Akeem, RB, Purdue, 2015-16
Brown, Stevie, S, Michigan, 2015
Jones, Greg, FB, Florida State, 2013
Nolan, Troy, FS, Arizona State, 2010-12
(Nolan also wore #36)
Lundy, Wali, RB, Virginia, 2006
Bell, Jason, CB, UCLA, 2002-05
- 34 Ervin, Tyler, RB, San Jose State, 2016
Bouye, A.J., CB, Central Florida, 2013-15
(Bouye also wore #21)
Barber, Dominique, FS, Minnesota, 2008-11
Hutchins, Von, CB, Mississippi, 2007
Morency, Vernand, RB, Oklahoma St., 2005-06
Mack, Stacey, RB, Temple, 2003
Hebert, Kyries, FS, La.-Lafayette, 2002
- 35 Pleasant, Eddie, S, Oregon, 2013-16
Reeves, Jacques, CB, Purdue, 2008-09
Gado, Samkon, RB Liberty, 2006
Evans, Leomont, SS, Clemson, 2002
- 36 Dillon, K.J., S, West Virginia, 2016
Swearingner, D.J., SS, South Carolina, 2013-14
Carmichael, Roc, CB, Virginia Tech, 2011
(Carmichael also wore #20)
Nolan, Troy, S, Arizona State, 2009

ALL-TIME NUMERIC ROSTER

- (Nolan also wore #33)
Dayne, Ron, RB, Wisconsin, 2006-07
Carter, Chris, FS, Texas, 2002
- 37 Shabazz, Al-Haji, CB, West Chester, 2016
Aubrey, Josh, S, Stephen F. Austin, 2014
Graham, Ray, RB, Pittsburgh, 2013
Foster, Arian, RB, Tennessee, 2009
(Foster also wore #23 and #27)
Sapp, Cecil, RB, Colorado State, 2008
Walker, Darius, RB, Notre Dame, 2007
Davis, Domanick, RB, LSU, 2003-06
(also known as Domanick Williams)
- 38 Hilliard, Kenny, RB, LSU, 2015
Manning, Danieal, FS, Abilene Christian, 2011-14
Demps, Quintin, S, UTEP, 2010
(Demps also wore #27 and #32)
Parson, Mark, CB, Ohio, 2009
Faggins, DeMarcus, CB, Kansas St., 2002-08
Hilliard, Kenny, RB, LSU, 2015
- 39 Ballentine, Lonnie, S, Memphis, 2014-16
Karim, Deji, RB, Southern Illinois, 2013
- 40 Drummond, Kurtis, S, Michigan State, 2015
(Drummond also wore #23)
Clutts, Tyler, FB, Fresno State, 2012
Busing, John, FS, Miami (OH), 2009
Cox, Curome, S, Maryland, 2007
Walker, John, FS, USC, 2006
Stansbury, Ed, FB, UCLA, 2002
- 41 Grimes, Jonathan, RB, William & Mary, 2013-16
(Grimes also wore #43)
Wood, Cierre, RB, Notre Dame, 2013
McCain, Brice, CB, Utah, 2009
(McCain also wore #21)
Williams, Jimmy, CB, Vanderbilt, 2008
Walker, Ramon, SS, Pittsburgh, 2002-04
(Walker also wore # 22)
- 42 Opurum, Toben, FB, Kansas, 2013
Williams, Torri, SS, Purdue, 2010
Russell, Brian, FS, San Diego State, 2009
Pittman, David, CB, Northwestern St. (La.), 2008
Stone, Michael, FS, Memphis, 2006
Coleman, Marcus, FS, Texas Tech, 2002-05
- 43 Moore, Corey, S, Georgia, 2015-16
Mack, Elbert, CB, Troy, 2013-14
Grimes, Jonathan, RB, William & Mary, 2012
(Grimes also wore #41)
Tate, Ben, RB, Auburn, 2010
(Tate also wore #44)
Cook, Jameel, FB, Illinois, 2006-07
Wright, Kenny, CB, Northwestern St., 2002-04
- 44 Thompson, Carlos, OLB, Mississippi, 2015
Tate, Ben, RB, Auburn, 2011-13
(Tate also wore #43)
Leach, Vonta, FB, East Carolina, 2006-10
Norris, Moran, FB, Kansas, 2002-05
- 45 Prosch, Jay, FB, Auburn, 2014-16
Fox, Keyaron, LB, Georgia Tech, 2012
Griffith, Justin, FB, Mississippi State, 2010
Comella, Greg, FB, Stanford, 2003
- 46 Weeks, Jon, LS, Baylor, 2010-16
- 47 Trail, Lynden, OLB, Norfolk State, 2015
Smelley, Brad, FB, Alabama, 2013
Vickers, Lawrence, FB, Colorado, 2011
Demps, Will, FS, San Diego State, 2007-08
Baxter, Jarrod, FB, New Mexico, 2002-04
- 48 Rivers, Gerald, OLB, Mississippi, 2016
Brown, Kourtnei, OLB, Clemson, 2015
Supernaw, Phillip, TE, Ouachita Baptist, 2013
Pittman, Bryan, LS, Washington, 2003-09
- 49 Washington, Tony, OLB, Oregon, 2015-16
Collins, Cameron, LB, Oregon State, 2012
- 50 Dent, Akeem, ILB, Georgia, 2014-16
Braman, Bryan, OLB, West Texas A&M, 2011-13
Bing, Darnell, LB, USC, 2010
Anderson, Charlie, LB, Mississippi, 2004-07
Clemons, Charlie, LB, Georgia, 2003
- 51 Simon, John, OLB, Ohio State, 2014-16
Sharpton, Darryl, LB, Miami (Fla.), 2010-13
Thompson, Chaun, LB, West Texas A&M, 2008-09
Polk, DaShon, LB, Arizona, 2004-06
McClain, Jimmy, LB, Troy, 2002-03
- 52 Peters, Brian, ILB, Northwestern, 2015-16
Tarpinian, Jeff, ILB, Iowa, 2013-15
Gooden, Tavares, LB, Miami (Fla.), 2013
Dobbins, Tim, ILB, Iowa State, 2011-13
Adibi, Xavier, LB, Virginia Tech, 2008-10
Wong, Kailee, LB, Stanford, 2002-06
- 53 Bullough, Max, ILB, Michigan State, 2014-16
Mays, Joe, ILB, North Dakota State, 2013
James, Bradie, LB, LSU, 2012
Keglar, Stanford, LB, Purdue, 2010
Nixon, David, LB, BYU, 2010
Coley, Kevis, LB, Southern Mississippi, 2008
Orr, Shantee, LB, Michigan, 2003-06
- 54 Mohamed, Mike, ILB, California, 2013-15
(Mohamed also wore #90)
Jefferson, Willie, OLB, Stephen F. Austin, 2013
Williams, Trevardo, OLB, Connecticut, 2013
Ruud, Barrett, ILB, Nebraska, 2012
(Ruud also wore #97)
Alexander, Mister, ILB, Florida State, 2011-12
Diles, Zac, LB, Kansas State, 2007-10
Evans, Troy, LB, Cincinnati, 2002-06
- 55 McKinney, Benardrick, ILB, Mississippi State, 2016
Myers, Chris, C, Miami (Fla.), 2008-14
Hodgdon, Drew, C, Arizona St., 2006-07
(Hodgdon also wore #63 and #57)
Pettway, Kenneth, LB, Grambling St., 2005
Sharper, Jamie, LB, Virginia, 2002-04
- 56 Cushing, Brian, LB, USC, 2009-16
Greenwood, Morlon, LB, Syracuse, 2005-08
Foreman, Jay, LB, Nebraska, 2002-04
- 57 Scarlett, Brennan, OLB, Stanford, 2016
Tuggle, Justin, LB, Kansas State, 2013-15
(Tuggle also wore #95)
Monigomery, Sam, OLB, LSU, 2013
Nading, Jesse, DE, Colorado State, 2011-12
(Nading also wore #72)
Ozougwu, Cheta, ILB, Rice, 2011
Bentley, Kevin, LB, Northwestern, 2008-10
Hodgdon, Drew, C, Arizona St., 2007
(Hodgdon also wore #63 and #55)
Monk, Quincy, LB, North Carolina, 2004
Bell, Marcus, LB, Arizona, 2004
- 58 Cliett, Reshard, ILB, South Florida, 2015
Reed, Brooks, OLB, Arizona, 2011-14
Greenhouse, Isaiah, LB, Northwestern St., 2010
Winborn, Jamie, LB, Vanderbilt, 2009
Flanagan, Mike, C, UCLA, 2006-07
Foley, Steve, LB, N.E. Louisiana, 2003
(Foley also wore # 93)
Lamar, Jason, LB, Toledo, 2002
- 59 Mercilus, Whitney, OLB, Illinois, 2012-16
Ryans, DeMeco, LB, Alabama, 2006-11
Chamberlin, Frank, LB, Boston College, 2005
Acholonu, D.D., LB, Washington St., 2004
Carroll, Travis, LB, Florida, 2003
Spearman, Armegis, LB, Mississippi, 2003
Mitchell, Keith, LB, Texas A&M, 2002
- 60 Jones, Ben, C, Georgia, 2012-15
Cochran, Earl, DE, Alabama St., 2006
(Cochran also wore #96)
Keathley, Michael, G, TCU, 2003
- 61 Deaderick, Brandon, DE, Alabama, 2015
Austin, Thomas, G/C, Clemson, 2011
Weary, Fred, G, Tennessee, 2002-03
(Weary also wore #70)
- 62 Slade, Chad, G, Auburn, 2015
Frierson, Evan, ILB, Illinois State, 2013
Kupper, Alex, G, Louisville, 2013
Caldwell, Antoine, C, Alabama, 2009-12
Jackson, Scott, T, Brigham Young, 2006-08
Lorenti, Chris, C, Central Florida, 2002-03
- 63 Lamm, Kendall, T, Appalachian St., 2015-16
White, Chris, C, Southern Mississippi, 2008-09
Hodgdon, Drew, C, Arizona St., 2005
(Hodgdon also wore #55 and #57)
- 64 Kush, Eric, C, California (Pa.), 2015
Moala, Fili, DE, USC, 2015
Coleman, Jasper, DE, William & Mary, 2015
Studdard, Kasey, G, Texas, 2007-11
Lynch, Ben, C, California, 2003
Newell, Mike, C, Colorado St., 2002
- 65 Mancz, Greg, C, Toledo, 2015-16
Ankrah, Jason, OLB, Nebraska, 2014
(Ankrah also wore #91)
Brisiel, Mike, G, Colorado State, 2007-11
Evans, Brandon, G, Houston, 2004
Schau, Ryan, G, Illinois, 2002
- 66 Martin, Nick, C, Notre Dame, 2016
Treadwell, Joseph, T, Louisiana-Monroe, 2015
Gardner, Andrew, T, Georgia Tech, 2011-13
Salaam, Ephraim, T, San Diego State, 2010
(Salaam also wore #74)
Robinson, Deljuan, DT, Mississippi State, 2007-09
Dorsey, Char-ron, T, Florida St., 2002
- 67 White, Cody, G, Illinois State, 2012-15
Sheppard, Malcolm, DT, Arkansas, 2010
Brown, Milford, G, Florida St., 2002-05
- 68 Bergstrom, Tony, C, Utah, 2016
Witzmann, Bryan, T, South Dakota St., 2015
(Witzmann also wore #72)
Harris, Ryan, T, Notre Dame, 2012-13
Stevenson, Dan, G, Notre Dame, 2008
Bedell, Brad, T, Colorado, 2006
Riley, Victor, T, Auburn, 2005
Spears, Marcus, T, Northwestern St., 2004
Randall, Greg, T, Michigan St., 2003
- 69 Neild, Chris, NT, West Virginia, 2015
Pitts, Chester, G/T, San Diego St., 2002-09
- 70 Adams, Jeff, T, Columbia, 2014-16
Reyes, Tutan, G, Mississippi, 2009
Weary, Fred, G, Tennessee, 2004-08
(Weary also wore # 61)
Graham, DeMingo, G, Hofstra, 2002

ALL-TIME NUMERIC ROSTER

- 71 Su'a-Filo, Xavier, G, UCLA, 2014-16
Smith, Shelley, G, Colorado State, 2010-11
Black, Jordan, T, Notre Dame, 2007
Pearson, Mike, T, Florida, 2006
Wade, Todd, T, Mississippi, 2004-05
Boselli, Tony, T, USC, 2002
- 72 Newton, Derek, T, Arkansas State, 2015-16
(Newton also wore #75)
Witzmann, Bryan, T, South Dakota St., 2014
(Witzmann also wore #68)
Hunter, David, DE, Houston, 2012
Nading, Jesse, DE, Colorado State, 2008-10
(Nading also wore #57)
Wiegert, Zach, G/T, Nebraska, 2003-06
Hall, Barry, T, Mid. Tennessee St., 2002
- 73 Walker, Josh, G, Middle Tennessee State, 2016
Feiler, Matt, T, Bloomsburg, 2015
Yeatman, Will, T, Maryland, 2014
Williams, Brennan, T, North Carolina, 2013
Winston, Eric, T, Miami (Fla.), 2006-11
Jones, Garrick, T, Arkansas St., 2003-04
- 74 Clark, Chris, T, Southern Mississippi, 2015-16
Adams, Aaron, T, Eastern Kentucky, 2015
Clabo, Tyson, T, Wake Forest, 2014
Smith, Wade, G, Memphis, 2010-13
Salaam, Ephraim, T, San Diego St., 2006-09
(Salaam also wore #66)
Walter, Tyson, G, Ohio St., 2005
Young, Ryan, T, Kansas St., 2002
- 75 Wilfork, Vince, NT, Miami (Fla.), 2015-16
Newton, Derek, T, Arkansas State, 2011-14
(Newton also wore #72)
Frye, Brandon, T, Virginia Tech, 2007
Dalton, Lional, DT, Eastern Michigan, 2006
Johnson, Travis, DT, Florida St., 2005
(Johnson also wore #99)
Herndon, Jimmy, T, Houston, 2002-03
- 76 Brown, Duane, T, Virginia Tech, 2008-16
McKinney, Steve, C, Texas A&M, 2002-07
- 77 Quessenberry, David, G/T, San Jose State, 2013-16
Morris, Darius, G, Temple, 2011
Denney, Ryan, DE, BYU, 2010
Spencer, Charles, T, Pittsburgh, 2006-07
Washington, Todd, G/C, Virginia Tech, 2003-05
Thomas, Tarlos, T, Florida St., 2002
- 78 Aboushi, Oday, G, Virginia, 2015-16
Ferentz, James, C, Iowa, 2015
Butler, Rashad, T, Miami (Fla.), 2008-11
Killings, Cedric, DT, Carson-Newman, 2006-07
Wand, Seth, T, N.W. Missouri St., 2003-05
Spikes, Cameron, G/T, Texas A&M, 2002
- 79 Allen, Jeff, G, Illinois, 2016
Brooks, Brandon, G, Miami (Oh.), 2012-15
Bulman, Tim, DT, Boston College, 2006
(Bulman also wore #93)
Slechtla, Jeremy, DT, Nebraska, 2003
Overhauser, Chad, G, UCLA, 2002
- 80 Johnson, Andre, WR, Miami (Fla.), 2003-14
McDermott, Sean, TE/LS, Kansas, 2002
- 81 Denham, Anthony, TE, Utah, 2014-15
Daniels, Owen, TE, Wisconsin, 2006-13
Murphy, Matt, TE, Maryland, 2003-05
Harris, Atnaf, WR, CS-Northridge, 2002
- 82 Williams, Wendall, WR, Cumberlands, 2016
Martin, Keshawn, WR, Michigan State, 2012-15
Mason, Derrick, WR, Michigan State, 2011
Harris, Clark, LS, Rutgers, 2008
- Steele, Ben, TE, Meas College, 2006
Miller, Billy, TE, USC, 2002-04
- 83 Walter, Kevin, WR, Eastern Michigan, 2007-12
(Walter also wore #85)
Joppur, Bennie, TE, Michigan, 2003-06
Murphy, Frank, WR, Kansas St., 2002
Rutledge, Rod, TE, Alabama, 2002
- 84 Griffin, Ryan, TE, Connecticut, 2013-16
Stross, Trey, WR, Iowa, 2010
Jenkins, Darnell, WR, Miami, 2008
Moulds, Eric, WR, Mississippi St., 2006
Rivers, Marcellus, TE, Oklahoma St., 2005
Moses, J.J., WR, Iowa St., 2003-04
Lewis, Jermaine, WR, Maryland, 2002
- 85 Washington, Nate, WR, Tiffin, 2015
Dreessen, Joel, TE, Colorado State, 2007-11
Walter, Kevin, WR, Eastern Michigan, 2006
(Walter also wore #83)
Bradford, Corey, WR, Jackson St., 2002-05
- 86 Lee, Khari, TE, Bowie State, 2015
Casey, James, TE/FB, Rice, 2009-12
Williams, Harry, WR, Tuskegee, 2008
Lewis, Derrick, WR, San Diego St., 2006
Gaffney, Jabar, WR, Florida, 2002-05
- 87 Fiedorowicz, C.J., TE, Iowa, 2014-16
Hill, Anthony, TE, New Mexico St., 2009-10
Bruener, Mark, TE, Washington, 2004-08
Armstrong, Derick, WR, Ark.-Monticello, 2003
(Armstrong also wore #88)
Dawson, JaJuan, WR, Tulane, 2002
Insley, Trevor, WR, Nevada-Reno, 2002
- 88 Graham, Garrett, TE, Wisconsin, 2010-15
Putzier, Jeb, TE, Boise St., 2006-07
Armstrong, Derick, WR, Ark.-Monticello, 2004-05
(Armstrong also wore #87)
Kent, Rashod, TE, Rutgers, 2003
Black, Avion, WR, Tennessee St., 2002
- 89 Anderson, Stephen, TE, California, 2016
McFarland, Mike, TE, South Florida, 2015
Byrne, Jake, TE, Wisconsin, 2013
Johnson, Bryant, WR, Penn State, 2011
Anderson, David, WR, Colorado State, 2007-10
(Anderson also wore #14 and #17)
Holloway, Jabari, TE, Notre Dame, 2002-03
- 90 Clowney, Jadeveon, DE/OLB, South Carolina, 2014-16
Mohamed, Mike, ILB, California, 2013
(Mohamed also wore #54)
Smith, D.J., LB, Appalachian State, 2013
Alexander, Mister, LB, Florida State, 2012
(Alexander also wore #54)
Williams, Mario, DE, North Carolina St., 2006-11
Davis, Jason, DE, West Virginia, 2005
Martin, Terrance, DT, North Carolina St., 2003
Green, Howard, DT, LSU, 2002
- 91 Still, Devon, DE, Penn State, 2016
Diles, Zac, LB, Kansas State, 2014
Ankrah, Jason, OLB, Nebraska, 2014-15
(Ankrah also wore #65)
Sapp, Ricky, OLB, Clemson, 2013-14
Harris, Ra'Shon, NT, Oregon, 2012
Okoye, Amobi, DT, Louisville, 2007-10
Payne, Seth, DT, Cornell, 2002-06
- 92 Dunn, Brandon, DT, Louisville, 2015-16
Nix III, Louis, NT, Notre Dame, 2014-15
Mitchell, Earl, DT, Arizona, 2010-13
Zgonina, Jeff, DT, Purdue, 2007-09
Weaver, Anthony, DE, Notre Dame, 2006
(Weaver also wore #98)
- Sears, Corey, DE, Mississippi St., 2002-04
- 93 Heath, Joel, DE, Michigan State, 2016
Crick, Jared, DE, Nebraska, 2012-15
Bulman, Tim, DT, Boston College, 2007-11
(Bulman also wore #79)
Babin, Jason, LB, Western Michigan, 2004-06
Foley, Steve, LB, N.E. Louisiana, 2003
(Foley also wore #58)
Flowers, Erik, LB, Arizona St., 2002
- 94 Smith, Antonio, DE, Oklahoma St., 2009-13, 2016
Finau, Tevita, DE, Utah, 2015
Pickett, Ryan, NT, Ohio State, 2014
Kalu, N.D., DE, Rice, 2006-07
Ioane, Junior, DT, Arizona St., 2003-05
Hill, Charles, DT, Maryland, 2002
- 95 Covington, Christian, NT, Rice, 2015-16
Powe, Jerrell, NT, Mississippi, 2014
Tuggle, Justin, LB, Kansas State, 2013
(Tuggle also wore #57)
Cody, Shaun, DT, USC, 2009-12
McClover, Stanley, DE, Auburn, 2008
Maddox, Anthony, DT, Delta St., 2006-07
Deloach, Jerry, DE, California, 2002-05
- 96 Pettinato, Dan, DE, Arizona, 2015
Jamison, Tim, DE, Michigan, 2009-14
(Jamison also wore #99)
Anderson, Mark, DE, Alabama, 2010
Cochran, Earl, DE, Alabama State, 2007-08
(Cochran also wore #60)
Johnson, Thomas, DT, Middle Tennessee St., 2006
Rainer, Wali, LB, Virginia, 2006
Walker, Gary, DE, Auburn, 2002-05
- 97 Kamalu, Ufomba, DE, Miami (Fla.), 2016
Pagan, Jeoffrey, DE, Alabama, 2014-15
McClain, Terrell, NT, South Florida, 2012-13
Ruud, Barrett, ILB, Nebraska, 2012
(Ruud also wore #54)
Lewis, Damione, DT, Miami, 2010
Okam, Frank, DT, Texas, 2008-10
Malone, Alfred, DE, Troy, 2005-06
Davis, Jason, DE, West Virginia, 2003
Worthen, Shawn, DT, TCU, 2002
- 98 Reader, D.J., NT, Clemson, 2016
McLeod, Cam, DE, Ohio, 2015
Browner, Keith, DE, California, 2014
Barwin, Connor, DE/LB, Cincinnati, 2009-12
Weaver, Anthony, DE, Notre Dame, 2007-08
(Weaver also wore #92)
Peek, Antwan, LB, Cincinnati, 2003-06
Posey, Jeff, LB, So. Mississippi, 2002
- 99 Watt, J.J., DE, Wisconsin, 2011-16
Jamison, Tim, DE, Michigan, 2009-10
(Jamison also wore #96)
Ogunleye, Adewale, DE, Indiana, 2010
Johnson, Travis, DE, Florida St., 2006-08
(Johnson also wore #75)
Smith, Robaire, DE, Michigan St., 2004-05
Martin, Steve, DT, Missouri, 2003
Blade, Willie, DE, Mississippi St., 2002

ALL-TIME PRACTICE SQUAD ROSTER

A

Acholonu, D.D., LB, 2004*
Adams, Jeff, T, 2016
Alexander, Mister, ILB, 2011*
Allen, RaShaun, TE, 2016
Aldridge, Anthony, RB, 2009
Anderson, David, WR, 2006*
Anderson, Jason, RB, 2005*
Ankrah, Jason, OLB, 2014*
Aromashodu, Devin, WR, 2007

B

Baker, Antonio, S, 2010
Baker, Edwin, RB, 2013
Barbieri, Howard, OL, 2011
Barton, Karim, G, 2015
Bazuin, Dan, DE, 2008
Beach, Arliss, RB, 2007-08*
Billings, Montez, WR, 2010
Bing, Darnell, LB, 2009
Bonner, Alan, WR, 2015
Boren, Zach, FB, 2013
Boswell, Chris, K, 2014
Boyd, Shane, QB, 2007*
Brink, Alex, QB, 2008
Brisiel, Mike, G, 2006-2007*
Brock, Logan, TE, 2012
Brown, Kourtnei, OLB, 2014
Browner, Keith, DE, 2012-14*
Broussard, Jamall, WR, 2006
Bullough, Max, ILB, 2014-15*
Bulman, Tim, DT, 2006-2007*
Bundrage, Quenton, WR, 2016
Burns, Curry, S, 2006
Byrne, Jake, TE, 2012

C

Carmichael, Rashad, CB, 2013
Carroll, Travis, LB, 2003*
Castaneda, Eduardo, LB, 2007
Cheek, Joseph, T, 2016
Cochran, Earl, DE, 2006*
Coley, Kevis, LB, 2007-08*
Collins, Cameron, LB, 2012*
Collins, McAllister, C, 2002
Coughman, Edawn, T, 2015
Crummey, Andrew, G, 2009
Cruse, Andy, WR, 2013
Curtis, Kevin, S, 2006

D

Davis, A.J., CB, 2008
Davis, Buster, LB, 2009
Davis, Jace, WR, 2014
Davis, James, RB, 2011
Davis, Jason, DE, 2003-04*, 2006
Dawson, Curry, T, 2003*
Denham, Anthony, TE, 2014*
Dewalt-Ondijo, Jordan, OLB, 2015
Divens, Lamar, DT, 2012
Dorsey, Quinn, LB, 2005
Douglas, Cody, G, 2006
Douglas, Robert, FB, 2005-06
Drummond, Kurtis, S, 2015*
Dunn, Anthony, LB, 2004
Dunn, Brandon, DE, 2016*
Dysert, Zac, QB, 2015

E

Echemandu, Adimchinobi, RB, 2007

Edison, Dominique, WR, 2011
Egboh, Pannel, DE, 2009
Eslinger, Greg, C, 2007*
Evans, Brandon, G, 2004*

F

Faggins, Demarcus, CB, 2003*
Feiler, Matt, T, 2014
Ferentz, James, C, 2014
Foster, Arian, RB, 2009*
Freeman, Dalton, C, 2015
Freeman, Marcus, LB, 2009
Freeman, Robert, CB, 2003*
Frye, Brandon, T, 2007-08*

G

Gardner, Andrew, T, 2011*
Gibson, Laurence, T, 2016
Gibson, Thaddeus, LB, 2011
Gordon, Amon, DT, 2010
Graham, Ray, RB, 2013*
Green, Howard, DT, 2002
Greenhouse, Isaiah, LB, 2010*
Grimes, Jonathan, RB, 2012*

H

Hall, Barry, T, 2002
Halterman, Aaron, TE, 2005
Hamilton, Derrick, WR, 2007
Harris, Atnaf, WR, 2002*
Harris, Clark, TE, 2008*, 2009
Harris, Elliott, DE, 2005
Harris, Ra'Shon, NT, 2011
Hawkins, Jelani, OT, 2002*
Hebert, Kyries, S, 2002*
Helms, Brett, C, 2009-10
Henry, Chris, RB, 2009*
Herrion, Atlas, G, 2006
Hicks, Reese, OT, 2004-2005
Hilliard, Kenny, RB, 2015-16
Holliday, Trindon, WR, 2011*
Holloway, Jabari, TE, 2002*
Hunt, Akeem, RB, 2015*-16*
Hunter, David, DE, 2012*

J

James, Charles, CB, 2014
James, Kendall, CB, 2014
Jamison, Tim, DE, 2009*-10
Jenkins, Darnell, WR, 2008*-09
Jenkins, Michael, RB, 2002
Johnson, Albert, WR, 2003
Johnson, Delano, OLB, 2012
Jones, Garrick, T, 2003-05*
Jones, Tevin, WR, 2016

K

Kamalu, Ufomba, DE, 2016*
Keenum, Case, QB, 2012
Kent, Rashod, TE, 2002-03*
Keo, Shiloh, FS, 2011*
Kupper, Alex, G, 2013*-14

L

Labhart, Travis, WR, 2014
Lee, Eric, OLB, 2016
Lenz, Josh, WR, 2015
Lewis, Derrick, WR, 2006*
Long, Gabe, DT, 2008
Lord, Jammal, FS, 2004-2005*

M

Maddox, Anthony, DT 2006*
Maehl, Jeff, WR, 2011*-12
Malena, Ben, RB, 2014
Malone, Alfred, DT, 2005*
Martin, Chris, T, 2014
McCoy, Chris, DE, 2010
McKenzie, Chris, CB, 2005*
Means, Loyce, CB, 2013
Means, Steven, OLB, 2015
Meggett, Davin, RB, 2012
Menkin, Nate, G, 2013
Mitchell, Brandon, S, 2007*
Moats, Ryan, RB, 2008*
Mohamed, Mike, ILB, 2013*
Mondek, Nick, T, 2012
Moore, Corey, S, 2015*
Moore, Kashif, WR, 2012
Morgan, Donovan, WR, 2005*
Murphy, Matt, TE, 2004*

N

Nading, Jesse, DE, 2008*-09*, 2011*
Neihuis, Doug, G, 2006
Nelson Jr., Robert, CB, 2015-16*
Nerys, Jason, G, 2005
Nwachukwu, Uzoma, WR, 2013-14

O

Oakley, Anthony, G, 2008
Ogbonnaya, Chris, RB, 2010-11*
Opurum, Toben, FB, 2014
Orr, Shantee, LB, 2003-04*
Overbay, Nathan, TE, 2013
Overhauser, Chad, C/G, 2002*

P

Parks, Terrance, S, 2014
Parson, Mark, CB, 2009
Pemberton, Cole, T, 2010
Pettway, Kenneth, LB, 2005*
Pettinato, Dan, DE, 2015-16
Pittman, Bryan, LS, 2003*
Pleasant, Eddie, S, 2012*
Porter, Quinton, QB, 2006*

Q

Quinn, Mike, QB, 2003*

R

Rashad, Shakeel, ILB, 2016
Rice, Denzel, CB, 2016*
Richardson, Daryl, RB, 2015
Richardson, Rico, WR, 2013
Rivers, Gerald, OLB, 2015
Roberson, Derrick, CB, 2007-08*
Robinson, Deljuan, DT, 2007*
Roland, Justin, LB, 2008
Ross, Richie, WR, 2006
Rue, Josh, FB, 2004

S

Seaverns, Justin, LB, 2003
Sheppard, Malcolm, DT, 2010*
Sherrod, Dezmond, TE, 2009
Simmons, Mark, WR, 2008
Skelton, Steve, TE, 2012
Slade, Chad, G, 2016
Smelley, Brad, FB, 2013*
Smith, Antone, RB, 2009

Smith, Shelley, G, 2010*
Spann, Chad, RB, 2013*
Stansbury, Ed, FB, 2002*
Stanzi, Ricky, QB, 2014
Starling, Kendrick, WR, 2004*
Stenavich, Adam, T, 2008-09
Suber, Allen, WR, 2004
Supernaw, Phillip, TE, 2012-13*

T

Taylor, Chris, RB, 2006*
Terrell, Steven, S, 2013
Terry, D.D., RB, 2008
Thomas, Sloan, WR, 2004
Thomas, Carlos, T, 2002
Thorpe, Craphonso, WR, 2006
Tomlinson, Eric, TE, 2015-16
Torrey, Andre, LB, 2005
Townsel, Derrick, WR, 2010
Treadwell, Joseph, T, 2015

V

Victorian, Josh, CB, 2013*

W

Walker, Darius, RB, 2007-08*
Walker, John, S, 2006*
Walker, Josh, G, 2016*
Wallace, Cody, C, 2010
Washington, Maurice, WR, 2005
Washington Jr., Tony, OLB, 2015
White, Chris, C, 2006
White, Cody, G, 2012*
Williams, Bobby, WR, 2010
Williams, Harry, WR, 2006-07*
Williams, Javaris, RB, 2011
Williams, Marcus, CB, 2014
Williams, Paul, WR, 2010
Williams, Torri, SS, 2010*-11
Williams, Wendall, WR, 2016*
Works, Renaldo, RB, 2004
Worthen, Shawn, DT, 2002*
Worthy, Chandler, WR, 2015*
Wright, Keith, DT, 2003
Wynn, Milton, WR, 2002

Y

Young, David, SS, 2004

Z

Zabransky, Jared, QB, 2007

* - Players made the active roster that season.

ALL-TIME INJURED RESERVE

2002 (10)			
Name	Pos.	Date	Injury
Insley, Trevor	WR	8/15	Leg
Jones, Dwaune	WR	8/17	Knee
Evans, Leomont	S	8/27	Neck
Lorenti, Chris	C	9/1	Ankle
Boselli, Tony	T	10/15	Shoulder
Dennis, Pat	CB	10/22	Knee
Lamar, Jason	LB	10/30	Leg
Schau, Ryan	G	11/5	Foot
Rutledge, Rod	TE	11/26	Foot
Walker, Ramon	SS	12/24	Knee

2003 (17)			
Name	Pos.	Date	Injury
Baxter, Jarrod	FB	8/25	R Foot
Dennis, Pat	CB	8/25	R Knee
Herndon, Jimmy	OT	8/25	R Knee
Lorenti, Chris	C	8/25	L Achilles
Lynch, Ben	C	8/25	L Knee
Joppru, Bennie	TE	8/31	R Groin
Payne, Seth	DT	9/15	L Knee
Mack, Stacey	RB	11/26	L Toe
Walker, Gary	DE	11/28	R Toe
Banks, Tony	QB	12/1	R Hand
Walker, Ramon	SS	12/1	L Knee
Stevens, Matt	FS	12/3	L Knee
Clemons, Charlie	LB	12/8	R Ankle
Glenn, Aaron	CB	12/10	L Groin
Orr, Shantee	LB	12/22	L Fibula
Wright, Kenny	CB	12/22	L Knee
Brown, Milford	G	12/26	R Knee

2004 (11)			
Name	Pos.	Date	Injury
Anderson, Jason	RB	8/16	R Leg
Bell, Marcus	LB	8/26	Shoulder
Bell, Jason	CB	11/17	R Wrist
Walker, Ramon	SS	11/24	L Knee
Joppru, Bennie	TE	12/1	Groin
Symons, B.J.	QB	12/1	R Knee
Foreman, Jay	LB	12/5	L Ankle
Coleman, Marcus	FS	12/7	Shoulder
Evans, Troy	LB	12/15	L Ankle
Wiegert, Zach	G	12/22	R Knee
Peek, Antwan	LB	12/28	R Shoulder

2005 (8)			
Name	Pos.	Date	Injury
Wong, Kailee	LB	10/18	R Knee
Hodgdon, Drew	C	11/11	R Foot
Wade, Todd	T	11/18	R Knee
Buchanon, Phillip	CB	11/23	L Ankle
Ioane, Junior	DT	12/20	L Calf
Davis, Domanick	RB	12/28	L Knee
Walker, Gary	DE	12/28	R Arm
Wells, Jonathan	RB	12/30	L Thigh

2006 (16)			
Name	Pos.	Date	Injury
Rainer, Wali	LB	8/1	R Leg
McKenzie, Chris	CB	8/3	L Shoulder
Steele, Ben	TE	8/3	L Leg
Davis, Domanick	RB	9/2	L Knee
Alexander, Roc	CB	9/12	R Knee
Spencer, Charles	T	9/19	L Leg
Malone, Alfred	DT	10/10	R Hand
Payne, Seth	DT	10/17	R Knee
Johnson, Travis	DT	11/14	L Calf
Sanders, Lewis	CB	11/14	R Hand
Wiegert, Zach	T	11/14	R Knee
Flanagan, Mike	C	11/28	Ribs
Rosenfels, Sage	QB	11/28	R Hand
Cook, Jameel	FB	12/15	R Knee
Dalton, Lionel	DT	12/23	Back
Mathis, Jerome	WR	12/23	R Hamstring

2007 (17)			
Name	Pos.	Date	Injury
Taylor, Chris	RB	7/31	L Knee
Alexander, Roc	CB	7/31	R Knee
Earl, Glenn	SS	8/14	L Foot
Horton, Jason	CB	8/14	R Arm

Barry, Kevin	T	8/24	R Biceps
Abbate, Jon	FB	9/1	R Ankle
Harrison, Brandon	FS	9/1	L Hamstring
Jackson, Scott	T	9/4	R Shoulder
Simmons, Jason	FS	9/11	L Knee
Killings, Cedric	DT	9/25	Neck
McKinney, Steve	C	9/25	L Knee
Mathis, Jerome	WR	10/6	R Lower Leg
Barber, Shawn	LB	10/31	Neck
Robinson, Dunta	CB	11/7	R Knee
Weary, Fred	G	12/4	R Leg
White, Chris	C	12/4	L Knee
Green, Ahman	RB	12/7	L Knee

2008 (11)			
Name	Pos.	Date	Injury
Stevenson, Dan	G	7/24	R Shoulder
Williams, Jimmy	CB	8/4	R Knee
Williams, Harry	WR	8/25	Neck
Jackson, Scott	T	8/26	L Foot
Brown, Chris	RB	8/30	Back
McClover, Stanley	DE	9/11	R Knee
Brown, C.C.	SS	9/30	R Arm
Diles, Zac	LB	11/6	L Leg
Molden, Antwaun	CB	11/16	L Leg
Cochran, Earl	DE	11/19	R Toe
Green, Ahman	RB	11/25	L Knee

2009 (13)			
Name	Pos.	Date	Injury
Johnson, Jeremiah	RB	8/8	R Shoulder
Nolan, Troy	SS	8/18	L Hand
Verdell, Toddrick	LB	9/6	R Shoulder
Pitts, Chester	G	9/24	R Knee
Thompson, Chaun	LB	9/30	L Knee
Campbell, Khary	LB	10/6	L Knee
Slaton, Steve	RB	10/9	R Shoulder
Brisiel, Mike	G	10/14	L Foot
Daniels, Owen	TE	11/4	R Knee
Wilson, Eugene	FS	11/25	L Foot
Molden, Antwaun	CB	11/26	L Hamstring
Hill, Anthony	TE	12/15	L Knee
Barber, Dominique	FS	12/29	R Hamstring

2010 (17)			
Name	Pos.	Date	Injury
Stross, Trey	WR	6/16	L Foot
Griffith, Justin	FB	8/4	Neck
Bulman, Tim	DE	8/16	L Shoulder
Bing, Darnell	LB	8/20	Neck
Holliday, Trindon	WR	8/30	L Hand
Tate, Ben	RB	8/30	R Ankle
Davis, André	WR	9/4	L Hip
Fine, Derek	TE	9/5	R Knee
Barwin, Connor	DE	9/14	R Ankle
Ryans, DeMeco	LB	10/25	L Achilles
Barber, Dominique	SS	11/11	L Knee
Paymah, Karl	CB	11/12	L Wrist
Williams, Torri	SS	12/1	L Hamstring
Nading, Jesse	DE	12/7	L Knee
Anderson, David	WR	12/15	L Shoulder
Brisiel, Mike	G	12/15	R Calf
Williams, Mario	DE	12/15	Sports Hernia

2011 (14)			
Name	Pos.	Date	Injury
Studdard, Kasey	G	8/15	L Ankle
Jean, Lestar	WR	8/20	L Shoulder
Smith, Shelley	G	8/25	R Leg
Morris, Darius	G	8/27	R Foot
Toliver, Terrence	WR	8/27	Concussion
Ozougwu, Cheta	OLB	9/1	L Foot
Barber, Dominique	SS	9/16	L Foot
Carmichael, Roc	CB	9/16	L Shoulder
Butler, Rashad	T	9/21	L Elbow
Williams, Mario	OLB	10/9	L Pectoral
Sharpton, Darryl	ILB	10/30	R Knee/Quad
Schaub, Matt	QB	11/23	R Foot
Leinart, Matt	QB	11/27	L Clavicle
Hartmann, Brett	P	12/4	L Knee

2012 (10)			
Name	Pos.	Date	Injury
Fox, Keyaron	LB	8/9	L Knee
Bullock, Randy	K	8/26	R Groin
Butler, Rashad	T	8/30	R Triceps
Harris, Ra'Shon	NT	8/28	R Triceps
Cushing, Brian	ILB	10/10	L Knee
Jamison, Tim	DE	10/14	R Achilles
Hunter, David	DE	10/24	L Foot
McCain, Brice*	CB	12/5	L Foot
Sharpton, Darryl	ILB	12/31	Hip
Dobbins, Tim	ILB	1/4/13	L Ankle

2013 (15)			
Name	Pos.	Date	Injury
Lemon, Alec	WR	8/27	R Hamstring
Bonner, Alan	WR	8/31	R Hamstring
Williams, Trevardo	OLB	8/31	R Knee
Williams, Brennan	T	8/31	R Knee
Quessenberry, David	G	9/2	L Foot
Daniels, Owen*	TE	10/6	R Fibula
Bouye, A.J.	CB	10/13	R Hamstring
Manning, Danieal	SS	10/13	R Knee
Cushing, Brian	ILB	10/20	L Knee
Foster, Arian	RB	11/3	Back
Graham, Garrett	TE	12/5	L Hamstring
Tate, Ben	RB	12/15	Ribs
Joseph, Johnathan	CB	12/22	L Toe
Karim, Deji	RB	12/22	L Shoulder
Smelley, Brad	FB	12/22	L Calf

2014 (12)			
Name	Pos.	Date	Injury
Ballentine, Lonnie	S	8/25	Undisclosed
Bonner, Alan	WR	7/27	Foot
Bullough, Max	ILB	12/3	Hamstring
Clowney, Jadeveon	OLB	12/10	R Knee
Fitzpatrick, Ryan	QB	12/16	L Leg
Jamison, Tim	DE	12/12	Knee
Mallett, Ryan	QB	11/26	Pectoral
Nix III, Louis	NT	9/24	Wrist
Quessenberry, David**	G	8/25	N/A
White, Cody	G	7/27	Achilles
Witzmann, Bryan	T	8/1	Undisclosed
Yeatman, Will	T	8/31	Concussion

2015 (14)			
Name	Pos.	Date	Injury
Adams, Jeff	T	9/21	Knee
Ballentine, Lonnie	S	10/19	Leg
Brown, Duane	T	1/5/16	Leg
Cliett, Reshard	LB	8/4	Knee
Denham, Anthony	TE	9/2	Shoulder
Foster, Arian	RB	10/27	Achilles
Griffin, Ryan*	TE	9/16 - 11/3	Knee
James, Charles	CB	12/28	Foot
Mancz, Greg	C	11/4	Knee
Quessenberry, David**	G	8/25	N/A
Savage, Tom	QB	9/5	Shoulder
Slade, Chad	G	9/5	Back
Thompson, Carlos	OLB	9/30	Elbow
Yates, T.J.	QB	12/21	Knee

2016 (15)			
Name	Pos.	Date	Injury
Ballentine, Lonnie	S	11/12	Leg
Dillon, K.J.	S	10/19	Knee
Drummond, Kurtis	S	8/30	Leg
Fairbairn, Ka'imi	K	8/30	Quad
Johnson, Kevin	CB	10/22	Foot
Martin, Nick	C	8/30	Ankle
Miller, Braxton	WR	12/13	Shoulder
Newton, Derek	T	10/26	Knees
Quessenberry, David**	G	5/31	N/A
Rivers, Gerald	OLB	8/31	Undisclosed
Scarlett, Brennan*	OLB	10/19-12/17	Hamstring
Still, Devon	DE	10/5	Foot
Strong, Jaelen	WR	12/10	Ankle
Washington Jr., Tony	OLB	9/4	Chest
Watt, J.J.	DE	9/28	Back

* Designated for return
 ** Reserve/Non-Football Illness

ALL-TIME COACHES

Coach	Position	Season
Bayless, Martin	Asst. Defensive Backs	2006-07
Bell, Brian	Asst. Strength & Conditioning	2015-17
Benton, John	Offensive Line	2006-13
Bernhardt, Jim	Director of Football Research	2014-17
Bowen, Shane	Defensive Assistant	2016-17
Brown, Kippy	Wide Receivers	2002-05
Bush, Frank	Senior Defensive Assistant	2007-08
	Defensive Coordinator	2009-10
Butler, John	Secondary	2014-17
Calhoun, Troy	Offensive Coordinator/Quarterbacks	2006
CAPERS, DOM	HEAD COACH	2002-05
Carter, Perry	Defensive Assistant	2006-09
	Asst. Defensive Backs	2010-13
Colman, Doug	Asst. Special Teams Coordinator	2014-17
Crennel, Romeo	Defensive Coordinator	2014-16
	Assistant Head Coach/Defense	2017
Dennison, Rick	Offensive Coordinator	2010-13
Devlin, Mike	Offensive Line	2015-17
Dorrell, Karl	Quarterbacks	2012-13
Dunn, Paul	Offensive Line	2014
Fangio, Vic	Defensive Coordinator	2002-05
Fisch, Jedd	Defensive Quality Control	2002-03
Fitzgerald, Craig	Head Strength & Conditioning	2014-17
Franklin, Jethro	Defensive Line	2007-08
Gibbs, Alex	Asst. Head Coach/Offense	2008-09
Gibbs, David	Defensive Backs Coach	2009-10
Godsey, George	Quarterbacks	2014
	Offensive Coordinator	2015-16
Grantham, Todd	Defensive Line	2002-04
Hammerschmidt, Dan	Offensive Assistant	2012-13
Harris, Chick	Running Backs	2002-13
Hayes, Sean	Asst. Strength & Conditioning	2014-15
Herring, Reggie	Linebackers	2002-03, 11-13
Hightower, Richard	Administrative Coord., Coaching	2006-07
	Special Teams Assistant	2008
Hixon, Stan	Wide Receivers	2014-15
Holland, Johnny	Linebackers	2006-10
Hoke, Jon	Defensive Backs	2002-08
Izzo, Larry	Special Teams Coordinator	2016-17
Jones, Ian	Asst. Strength & Conditioning	2016-17
Joseph, Vance	Defensive Backs	2011-13
Karmelowicz, Bob	Defensive Line	2006
	Special Assistant to the Head Coach	2007-08
Kelly, Tim	Offensive Quality Control	2014-15
	Offensive Quality Control/Asst. Off. Line	2016
	Tight Ends	2017
King, Bobby	Defensive Assistant	2011
	Asst. Linebackers	2012-13
	Linebackers	2017
Kirksey, Larry	Wide Receivers	2007-13
Knapp, Greg	Quarterbacks	2010-11
Kollar, Bill	Asst. Head Coach/Defensive Line	2009-13
	Defensive Line	2014
KUBIAK, GARY	HEAD COACH	2006-13
LaFleur, Matt	Offensive Assistant	2008-09
Lawing, Will	Defensive Quality Control	2014-16
	Offensive Assistant/Offensive Line	2017

Coach	Position	Season
Ligashevsky, Bob	Special Teams Assistant	2013
	Special Teams Coordinator	2014-15
London, Charles	Running Backs	2014-17
Lubick, Marc	Offensive Assistant	2010-11
	Assistant Wide Receivers	2012-13
Marciano, Joe	Special Teams Coordinator	2002-13
Marciano, Tony	Offensive Line	2002-03
	Tight Ends	2004-05
Marshall, Steve	Asst. Offensive Line	2002-05
	Offensive Line	2005
Matthews, Bruce	Offensive Assistant	2009-10
McDaniel, Mike	Offensive Assistant	2006-08
Midget, Anthony	Asst. Secondary	2014-17
O'BRIEN, BILL	HEAD COACH	2014-17
O'Hara, Pat	Offensive Assistant	2015-16
	Offensive Assistant/Quarterbacks	2017
Oden, Tony	Asst. Defensive Backs	2004-05
Olivadotti, Tom	Linebackers	2004-05
Palmer, Chris	Offensive Coordinator	2002-05
Pariani, Brian	Tight Ends	2006-13
Pasqualoni, Paul	Defensive Line	2015
Pendry, Joe	Offensive Line	2004-05
	Offensive Coordinator	2005
Perry, John	Tight Ends	2014-16
	Wide Receivers	2017
Phillips, Wade	Defensive Coordinator	2011-13
Pleasant, Anthony	Asst. Strength & Conditioning	2014
	Defensive Assistant	2015
Pollack, Frank	Asst. Offensive Line	2008-11
Rhodes, Ray	Asst. Defensive Backs	2008
	Senior Defensive Assistant	2009-10
Riley, Dan	Head Strength and Conditioning	2002-08
Roman, Greg	Tight Ends	2002-03
	Quarterbacks	2004-05
Ryan, Jim	Offensive Assistant	2011
	Asst. Offensive Line	2012-13
Ryan, Sean	Wide Receivers	2016
	Quarterbacks	2017
Saleh, Robert	Defensive Assistant	2006-08
	Asst. Linebackers	2009-10
Schioltz, Matt	Asst. Strength & Conditioning	2009-13
Shanahan, Kyle	Wide Receivers	2006
	Quarterbacks	2007
	Offensive Coordinator/Quarterbacks	2008-09
Sherman, Mike	Asst. Head Coach/Offense	2006
	Asst. Head Coach/Offensive Coordinator	2007
Simien, Tracy	Asst. Defensive Line	2006
Smith, Cedric	Head Strength & Conditioning	2010-13
Smith, Richard	Defensive Coordinator	2006-08
Stewart, Brian	Asst. Defensive Backs	2002-03
Sutulovich, Eric	Asst. Special Teams	2002-05
Vrabel, Mike	Linebackers	2014-16
	Defensive Coordinator	2017
Weaver, Anthony	Defensive Line	2016-17
Welker, Wes	Offensive/Special Teams Assistant	2017
Wright, Ray	Asst. Strength and Conditioning	2002-08
	Head Strength and Conditioning	2009
Zgonina, Jeff	Asst. Defensive Line	2013

*BOLD indicates head coaches.

TEXANS TRADE HISTORY

Date	Terms
March 4, 2002:	Traded QB Danny Wuerffel to Washington in exchange for DT Jerry Deloach.
March 25, 2002:	Traded 2002 seventh-round draft pick to Pittsburgh as compensation for restricted free agent K Kris Brown.
March 28, 2002:	Traded future draft pick to St. Louis in exchange for CB Jacoby Shepherd.
April 17, 2002:	Traded RB Charlie Rogers to Buffalo in exchange for LB Jay Foreman.
April 21, 2002:	Traded fourth-round pick in 2002 to Atlanta in exchange for 2003 third-round pick (88th overall - Dave Ragone).
March 6, 2003:	Traded fifth-round pick to New England in exchange for T Greg Randall.
April 26, 2003:	Traded second-round pick (36th overall) and fourth-round pick (117th overall) to New England for second-round pick (41st overall - Bennie Joppru) and third-round pick (75th overall - Seth Wand).
April 26, 2003:	Traded third-round pick (83rd overall) and seventh-round pick (262nd overall) to Oakland in exchange for 2004 second-round pick (supplemental draft pick - Tony Hollings).
April 27, 2003:	Traded fifth-round pick (138th overall) to Indianapolis for 2004 fourth-round pick (122nd overall - Glenn Earl).
March 19, 2004:	Traded QB Drew Henson to Dallas in exchange for 2005 third-round pick.
April 24, 2004:	Traded second-round pick (40th overall), third-round pick (71st overall), fourth-round pick (103rd overall) to Tennessee in exchange for first-round pick (27th overall - Jason Babin); also exchanged fifth-round picks (138th to 159th overall) with Tennessee.
April 25, 2004:	Traded fifth-round pick (159th overall) to Jacksonville in exchange for sixth-round pick (175th overall - Jammal Lord) and seventh-round pick (210th overall - Raheem Orr).
April 20, 2005:	Traded second-round pick (47th overall) and third-round pick (78th overall) to Oakland in exchange for CB Phillip Buchanon.
April 23, 2005:	Traded first-round pick (13th overall) to New Orleans in exchange for first-round pick (16th overall - Travis Johnson) in 2005 draft and third-round selection in 2006 draft.
April 6, 2006:	Traded a fifth-round pick (134th overall) to Buffalo in exchange for WR Eric Moulds.
July 27, 2006:	Traded a conditional seventh-round pick in the 2007 Draft to San Francisco for QB Cody Pickett.
Sept. 13, 2006:	Traded RB Vernand Morency to Green Bay in exchange for RB Samkon Gado.
March 22, 2007:	Acquired QB Matt Schaub from Atlanta for 2007 and 2008 second-round pick and the eighth overall pick for the 10th overall pick (Amobi Okoye) in the 2007 Draft.
April 29, 2007:	Traded fourth-round draft pick (107th overall) to New Orleans in exchange for the Saints 2007 fourth-round pick (123rd overall - Fred Bennett) and a 2007 fifth-round pick (163rd overall - Brandon Frye).
March 17, 2008:	Traded a sixth-round pick in the 2008 NFL Draft to Denver in exchange for C Chris Myers.
April 26, 2008:	Traded first-round pick (No. 18 overall) to Baltimore for first-round pick (No. 26 overall - Duane Brown), a third-round pick (89th overall - Steve Slaton) and a sixth-round pick (173rd overall - Dominique Barber).
Feb. 27, 2009:	Traded QB Sage Rosenfels to Minnesota in exchange for the 122nd selection in the 2009 NFL Draft (TE Anthony Hill).
Aug. 31, 2009:	Traded DT Travis Johnson to San Diego in exchange for a sixth-round selection in the 2010 NFL Draft (197th overall - WR Trindon Holliday).
April 23, 2010:	Traded second-round pick (51st overall) to Minnesota in exchange for second- (62nd overall - traded) and third-round pick (93rd overall - traded).
April 23, 2010:	Traded second- (62nd overall) and fifth-round (150th overall) picks to New England in exchange for second-round pick (58th overall - RB Ben Tate).
April 24, 2010:	Traded third-round pick (93rd overall) to Kansas City in exchange for fourth- (102nd overall - LB Darryl Sharpton) and fifth-round (144th overall - CB Sherrick McManis) picks.
April 29, 2011:	Traded third- (73rd overall) and fifth-round (138th overall) pick with New England for a second-round (60th overall - CB Brandon Harris) pick.
April 30, 2011:	Traded fourth-round pick (105th overall) and sixth-round pick (178th) to Washington for a fourth-round pick (127th overall - CB Roc Carmichael) and two fifth-round picks (144th - S Shiloh Keo and 152nd - QB T.J. Yates).
Oct. 12, 2011:	Acquired WR Derrick Mason from N.Y. Jets for a conditional draft choice in the 2012 NFL Draft.
March 20, 2012:	Traded ILB DeMeco Ryans to Philadelphia for an exchange of third-round picks (88th overall for 76th overall - G Brandon Brooks) and a fourth-round pick (99th overall - C Ben Jones).
April 27, 2012:	Traded second- and seventh-round picks (58th and 233rd overall) to Tampa Bay for picks in the third (68th overall - WR DeVier Posey) and fourth (126th overall - WR Keshawn Martin) rounds.
Aug. 31, 2012:	Traded CB Sherrick McManis to Chicago for FB Tyler Clutts.
April 27, 2013:	Traded fifth-round pick (160th overall) to St. Louis for two picks in the sixth round (184th and 198th overall - NT Chris Jones). The Texans included the 184th pick in a subsequent trade.
April 27, 2013:	Traded sixth-round pick (184th overall) and seventh-round pick (233rd overall) to Oakland for a sixth-round pick (176th overall - T David Quessenberry).
Aug. 12, 2013:	Traded WR Jeff Maehl to Philadelphia for OT Nate Menkin.
March 21, 2014:	Traded QB Matt Schaub to Oakland for a sixth-round pick (181st overall - RB Alfred Blue).
May 9, 2014:	Traded fourth-round pick (101st overall) and fifth-round pick (141st overall) to Philadelphia for third-round pick (83rd overall - NT Louis Nix).
June 19, 2014:	Traded QB T.J. Yates to Atlanta for ILB Akeem Dent.
Aug. 31, 2014:	Traded a conditional draft pick to New England for QB Ryan Mallett.
March 11, 2015:	Traded QB Ryan Fitzpatrick to N.Y. Jets for a conditional draft pick.
March 11, 2015:	Traded QB Case Keenum to St. Louis for a conditional draft pick.
May 1, 2015:	Traded second-, fourth- and sixth-round picks (51st, 116th and 195th overall) to Cleveland for a second- and seventh-round pick (43rd and 229th overall). The Texans selected LB Benardrick McKinney with the second-round pick and traded the seventh-rounder.
May 1, 2015:	Traded WR DeVier Posey and third-, fifth- and seventh-round picks (82nd, 152nd and 229th overall) for a third-round pick (70th overall). The Texans selected WR Jaelen Strong with the pick.
Aug. 31, 2015:	Acquired T Chris Clark from Denver for a 2016 seventh-round pick.
Sept. 2, 2015:	Traded TE Khari Lee to Chicago for a 2017 sixth-round pick.
Sept. 17, 2015:	Traded WR Keshawn Martin and a 2016 sixth-round pick to New England for a 2016 fifth-round pick (166th overall - NT D.J. Reader).
April 28, 2016:	Traded first-round pick (22nd overall) in 2016 and sixth-round pick in 2017 to Washington for a first-round pick (21st overall). The Texans selected WR Will Fuller V with the pick.
April 29, 2016:	Traded second-round (52nd overall) and sixth-round (195th overall) picks in 2016 to Atlanta for a second-round pick (50th overall). The Texans selected C Nick Martin with the pick.
March 9, 2017:	Traded QB Brock Osweiler, a 2018 second-round pick and a 2017 sixth-round pick (188th overall) to Cleveland for a 2017 fourth-round compensatory pick (142nd overall). The Texans selected DE Carlos Watkins with the pick.
April 27, 2017:	Traded first-round pick (25th overall) in 2017 and first-round pick in 2018 to Cleveland for a 2017 first-round pick (12th overall). The Texans selected QB Deshaun Watson with the pick.

TEXANS FREE AGENCY HISTORY

2002

Players Signed (17):

March 6: C/G Steve McKinney, Indianapolis
 March 7: LB Kailee Wong, Minnesota
 March 10: WR Corey Bradford, Green Bay
 March 15: RB James Allen, Chicago; LB Greg Jones, Chicago
 March 25: K Kris Brown, Pittsburgh (restricted)
 March 26: WR Tony Simmons, Indianapolis
 April 3: T Jimmy Herndon, Chicago
 April 5: SS Chris Carter, Cincinnati
 April 8: QB Kent Graham, Washington; CB Jason Simmons, Pittsburgh
 April 9: G DeMingo Graham, San Diego; TE Kaseem Sinceno, Chicago
 April 10: TE Rod Rutledge, New England
 April 18: LB Jeff Posey, Jacksonville
 April 25: LB Robert Jones, Washington
 May 9: LB Allen Aldridge, Detroit

Players Lost (0):

None

2003

Players Signed (15):

March 1: T/G Zach Wiegert, Jacksonville
 March 4: LB Jay Foreman, Houston
 March 11: DE Corey Sears, Houston; FS Kevin Williams, Houston
 March 17: SS Eric Brown, Houston
 March 18: CB Pat Dennis, Houston (restricted); QB Mike Quinn, Houston
 March 21: CB Jason Simmons, Houston
 March 25: WR JaJuan Dawson, Houston (restricted)
 March 27: T Jimmy Herndon, Houston
 April 2: LB Charlie Clemons, New Orleans; CB Kenny Wright, Houston
 April 4: QB Tony Banks, Houston
 April 9: RB Stacey Mack, Jacksonville
 April 25: G Ryan Schau, Houston

Players Lost (4):

Feb. 28: LB Jeff Posey, Buffalo
 March 5: T Ryan Young, Dallas
 March 14: LB Keith Mitchell, Jacksonville
 March 28: G Cameron Spikes, Arizona

2004

Players Signed (14):

March 3: DE Gary Walker, Houston
 March 4: DT Robaire Smith, Tennessee; T Todd Wade, Miami;
 G/C Todd Washington, Houston
 March 11: CB Jason Simmons, Houston
 March 16: LB DaShon Polk, Buffalo
 March 22: TE Mark Bruener, Pittsburgh; DE Corey Sears, Houston
 March 23: TE Jabari Holloway, Houston (restricted)
 March 30: FS Pat Dennis, Houston
 April 19: FB Moran Norris, Houston (restricted)
 April 20: CB Darrick Vaughn, Houston (restricted)
 April 22: CB Jason Bell, Houston (restricted)
 April 28: DE Jerry Deloach, Houston (restricted)

Players Lost (5):

March 4: FB Greg Comella, Tampa Bay; LB Steve Foley, San Diego
 March 6: DT Steve Martin, Minnesota
 March 10: QB Mike Quinn, Denver
 April 20: T Greg Randall, San Francisco

2005

Players Signed (20):

March 3: LB Morlon Greenwood, Miami; DT Seth Payne, Houston
 March 5: CB Jason Bell, Houston; FB Moran Norris, Houston
 March 9: CB Lewis Sanders, Cleveland; DE Corey Sears, Houston;
 CB Jason Simmons, Houston
 March 10: DE Jerry Deloach, Houston
 March 17: QB Tony Banks, Houston; LB Frank Chamberlin, Cincinnati
 March 23: T Garrick Jones, Houston (restricted)
 April 11: WR Corey Bradford, Houston; RB Jonathan Wells, Houston
 April 12: LB Troy Evans, Houston (restricted)
 April 15: G Milford Brown, Houston (restricted)
 April 18: KR Reggie Swinton, Detroit
 May 3: LB Zeke Moreno, San Diego

May 13:

May 18:

June 8:

T Victor Riley, New Orleans
 TE Marcellus Rivers, N.Y. Giants
 WR Kevin Kasper, New England

Players Lost (3):

March 10: FS Marlon McCree, Carolina
 March 31: CB Kenny Wright, Jacksonville
 June 7: T Marcus Spears, Cleveland

2006

Players Signed (25):

March 11: FB Jameel Cook, Tampa Bay
 March 12: QB Sage Rosenfels, Miami; DE Anthony Weaver, Baltimore
 March 14: CB Chris McKenzie, Houston; P Filip Filipovic, Philadelphia
 March 19: WR Kevin Walter, Cincinnati (restricted)
 March 21: TE Jeb Putzier, Denver
 March 23: LB Shantee Orr, Houston; LB Frank Chamberlin, Houston;
 LB DaShon Polk, Houston; SS Ramon Walker, Houston
 LB Sam Cowart, Minnesota; C Mike Flanagan, Green Bay;
 LB Troy Evans, Houston
 DE N.D. Kalu, Philadelphia
 March 31: G David Loverne, Detroit
 April 4: LB Wali Rainer, Detroit; WR Jake Schifino, New England
 April 10: TE Ben Steele, Green Bay; WR Chris Doering, Pittsburgh;
 FS Michael Stone, New England
 T Brad Bedell, Green Bay
 April 26: T Seth Wand, Houston (restricted)
 April 27: RB Antowain Smith, New Orleans; T Ephraim Salaam,
 May 8: Jacksonville

Players Lost (6):

March 13: CB Jason Bell, N.Y. Giants; WR Corey Bradford, Detroit
 March 16: WR Jabar Gaffney, Philadelphia
 March 24: G Tyson Walter, Washington
 May 6: RB Tony Hollings, Chicago
 May 10: TE Marcellus Rivers, Oakland

2007

Players Signed (18):

March 5: RB Ahman Green, Green Bay; DB Roc Alexander, Houston;
 DE N.D. Kalu, Houston; T Ephraim Salaam, Houston
 LB Danny Clark, New Orleans
 P Chad Stanley, Houston
 March 7: T Jordan Black, Kansas City
 March 8: TE Mark Bruener, Houston
 March 9: DT Jeff Zgonina, Miami
 March 12: LB Shawn Barber, Philadelphia
 March 15: RB Ron Dayne, Houston
 March 21: FB Vonta Leach, Houston
 March 23: CB Von Hutchins, Houston
 March 26: CB Jamar Fletcher, Detroit
 April 3: WR André Davis, Buffalo
 April 5: LB Shantee Orr, Houston
 April 12: LB Charlie Anderson, Houston
 April 20: SS Glenn Earl, Houston
 April 23: SS Glenn Earl, Houston
 April 27:

Players Lost (5):

March 3: DE Antwan Peek, Cleveland
 March 7: CB Lewis Sanders, Atlanta
 April 6: QB David Carr, Carolina
 April 10: LB Troy Evans, New Orleans
 April 13: SS Michael Stone, N.Y. Giants

2008

Players Signed (21):

March 1: WR André Davis, Houston; CB Jacques Reeves, Dallas
 March 3: LB Kevin Bentley, Seattle
 March 7: SS Glenn Earl, Houston
 March 10: TE Mark Bruener, Houston
 March 14: LB Chau Thompson, Cleveland
 March 20: RB Chris Brown, Tennessee; S Will Demps, Houston;
 DT N.D. Kalu, Houston
 March 24: QB Quinn Gray, Jacksonville; P Matt Turk, Houston
 March 27: RB Chris Taylor, Houston; WR Harry Williams, Houston;
 CB Nick Ferguson, Denver
 April 26: TE Joel Dreessen, Houston

TEXANS FREE AGENCY HISTORY

May 10: G Fred Weary, Houston
 May 19: CB Jimmy Williams, San Francisco; TE Ryan Krause, Green Bay
 May 22: WR Tim Carter, Cleveland; WR Mark Simmons, San Diego
 June 16: DE Roosevelt Colvin, New England

Players Lost (6):

March 1: LB Charlie Anderson, Miami
 March 2: S Von Hutchins, Atlanta
 March 4: TE Jeb Putzier, Seattle
 March 13: LB Danny Clark, N.Y. Giants
 March 20: S Michael Boulware, Minnesota
 April 4: WR/KR Jerome Mathis, Washington

2009

Players Signed (12):

Feb. 27: DE Stanley McClover, Houston; C Chris White, Houston;
 FS Eugene Wilson, Houston
 March 1: DE Antonio Smith, Arizona; QB Dan Orlovsky, Detroit
 March 4: TE Joel Dreessen, Houston
 March 12: S Nick Ferguson, Houston
 March 13: WR David Anderson, Houston
 March 30: DT Shaun Cody, Detroit
 April 6: LB Cato June, Tampa Bay
 April 7: T Rashad Butler, Houston; LB Buster Davis, Indianapolis

Players Lost (2):

March 4: SS C.C. Brown, N.Y. Giants
 April 2: CB DeMarcus Faggins, Tennessee

2010

Players Signed (18):

Jan. 11: QB John David Booty, Minnesota
 March 8: P Matt Turk, Houston; WR Kevin Walter, Houston
 March 16: G Wade Smith, Kansas City
 March 26: DE Tim Bulman, Houston
 March 31: LB DeMeco Ryans, Houston
 April 2: SS Bernard Pollard, Houston
 April 6: RB Ryan Moats, Houston
 April 7: K Neil Rackers, Arizona
 April 14: T Rashad Butler, Houston; C Chris White, Houston
 April 26: TE Michael Gaines, Cleveland
 April 29: LS Jon Weeks
 May 12: LB Danny Clark, N.Y. Giants
 June 11: TE Owen Daniels, Houston
 June 16: TE Derek Fine, Buffalo
 June 17: FB Justin Griffith, Seattle; WR Bobby Williams, Minnesota

Players Lost (2):

March 5: CB Dunta Robinson, Atlanta
 March 17: QB Rex Grossman, Washington

2011

Players Signed (13):

July 29: G Mike Brisiel, Houston (restricted); DE Tim Bulman, Houston;
 T Rashad Butler, Houston; RB Arian Foster, Houston;
 WR Jacoby Jones, Houston; CB Johnathan Joseph, Cincinnati;
 QB Matt Leinart, Houston; DE Damione Lewis, Houston;
 FS Danieal Manning, Chicago; G Kasey Studdard, Houston
 P Brad Maynard, Chicago
 August 2: FB Lawrence Vickers, Cleveland
 August 3: ILB Tim Dobbins, Miami
 August 7: ILB Tim Dobbins, Miami

Players Lost (6):

July 30: LB Zac Diles, St. Louis
 July 31: FB Vonta Leach, Baltimore; P Matt Turk, Jacksonville
 August 4: S Bernard Pollard, Baltimore
 August 5: DE Mark Anderson, New England
 August 24: LB Kevin Bentley, San Diego

2012

Players Signed (10):

March 17: C Chris Myers, Houston
 March 30: P Donnie Jones, St. Louis
 April 5: S Quintin Demps, Houston
 April 13: ILB Tim Dobbins, Houston; ILB Bradie James, Dallas
 May 8: K Shayne Graham, Baltimore

May 11: QB John Beck, Washington
 June 4: CB Alan Ball, Dallas; RB Justin Forsett, Seattle
 June 14: FB Moran Norris, San Francisco

Players Lost (5):

March 15: OLB Mario Williams, Buffalo
 March 16: G Mike Brisiel, Oakland
 March 19: CB Jason Allen, Cincinnati
 March 23: TE Joel Dreessen, Denver
 April 30: K Neil Rackers, Washington

2013

Players Signed (9):

March 15: T Andrew Gardner, Houston
 March 20: CB Brice McCain, Houston
 March 22: S Ed Reed, Baltimore
 March 23: P Shane Lechler, Oakland
 March 27: FB Greg Jones, Jacksonville
 April 8: T Ryan Harris, Houston
 April 12: ILB Tim Dobbins, Houston
 May 15: C Tyler Horn, Tennessee; RB Deji Karim, Indianapolis

Players Lost (8):

March 12: TE James Casey, Philadelphia
 March 13: S Glover Quin, Detroit
 March 14: OLB Connor Barwin, Philadelphia
 March 15: CB Alan Ball, Jacksonville; RB Justin Forsett, Jacksonville
 March 25: P Donnie Jones, Philadelphia
 April 15: K Shayne Graham, Cleveland
 May 8: T Rashad Butler, Cleveland

2014

Players Signed (7):

March 14: TE Garrett Graham, Houston
 March 18: NT Jerrell Powe, Kansas City
 March 21: QB Ryan Fitzpatrick, Tennessee; S Kendrick Lewis, Kansas City
 March 28: S Chris Clemons, Miami
 April 7: RB Andre Brown, N.Y. Giants
 April 15: DE Ricardo Mathews, Indianapolis

Players Lost (9):

March 12: OLB Bryan Braman, Philadelphia; ILB Joe Mays, Kansas City;
 NT Terrell McClain, Dallas; NT Earl Mitchell, Miami
 March 14: DE Antonio Smith, Oakland; ILB Darryl Sharpton, Washington
 March 15: RB Ben Tate, Cleveland
 March 31: T Andrew Gardner, Philadelphia
 April 8: WR Lestar Jean, Minnesota

2015

Players Signed (16):

March 9: CB Kareem Jackson, Houston; WR Damaris Johnson, Houston; T Derek Newton, Houston
 March 10: QB Ryan Mallett, Houston; S Eddie Pleasant, Houston; ILB Jeff Tarpinian, Houston
 March 11: QB Brian Hoyer, Cleveland
 March 12: FS Rahim Moore, Denver
 March 16: NT Vince Wilfork, New England
 March 16: WR Cecil Shorts III, Jacksonville
 March 24: ILB Akeem Dent, Houston
 April 1: WR Nate Washington, Tennessee
 April 9: G Cody White, Houston
 April 29: RB Chris Polk, Philadelphia
 May 1: S Stevie Brown, N.Y. Giants
 June 2: NT Brandon Deaderick, New Orleans

Players Lost (2):

March 10: OLB Brooks Reed, Atlanta
 March 27: FS Kendrick Lewis, Baltimore

TEXANS FREE AGENCY HISTORY

2016

Players Signed (16):

March 7: G/T Jeff Adams, Houston; CB Charles James, Houston
 March 8: P Shane Lechler, Houston; S Eddie Pleasant, Houston; K Nick Novak, Houston; T Chris Clark, Houston
 March 10: QB Brock Osweiler, Denver; RB Lamar Miller, Miami; G Jeff Allen, Kansas City; C Tony Bergstrom, Oakland
 March 16: S Antonio Allen, N.Y. Jets
 March 18: RB Jonathan Grimes, Houston
 March 28: CB A.J. Bouye, Houston
 March 29: QB Brandon Weeden, Houston
 April 6: OLB John Simon, Houston
 April 7: S Quintin Demps, Houston

Players Lost (6):

March 3: TE Garrett Graham, Denver; S Rahim Moore, Cleveland
 March 10: C Ben Jones, Tennessee; G Brandon Brooks, Philadelphia
 March 24: WR Nate Washington, New England
 April 19: QB Brian Hoyer, Chicago

2017

Players Signed (5):

March 9: P Shane Lechler, Houston; K Nick Novak, Houston
 March 13: TE Ryan Griffin, Houston
 May 16: T Breno Giacomini, N.Y. Jets
 June 5: ILB Sio Moore, Arizona

Players Lost (5):

March 9: CB A.J. Bouye, Jacksonville; S Quintin Demps, Chicago
 March 10: OLB John Simon, Indianapolis; S Don Jones, San Francisco
 March 17: G Oday Aboushi, Seattle



Since the Texans signed CB Johnathan Joseph in 2011, he is tied for second in the NFL in passes defended with 83, including a career-high 22 in 2015.

TEXANS IN PRIMETIME

The Texans have appeared in 30 primetime games (including Thanksgiving) and have posted a record of 10-20. Houston is scheduled to appear in four primetime games in 2017, including appearing on Monday Night Football for an AFC South leading sixth straight season.

Year (No.)	Date	Opponent	Network	Result	Attendance
2002 (1)	Sunday, Sept. 8	Dallas	ESPN	W, 19-10	69,604
2004 (1)	Sunday, Nov. 21	Green Bay	ESPN	L, 16-13	70,769
2005 (2)	Sunday, Oct. 16	at Seattle	ESPN	L, 42-10	66,196
	Sunday, Nov. 20	Kansas City	ESPN	L, 45-17	70,481
2007 (1)	Thursday, Dec. 13	Denver	NFL Network	W, 31-13	70,747
2008 (1)	Monday, Dec. 1	Jacksonville	ESPN	W, 30-17	70,809
2009 (1)	Monday, Nov. 23	Tennessee	ESPN	L, 20-17	71,153
2010 (3)	Monday, Nov. 1	at Indianapolis	ESPN	L, 30-17	66,363
	Thursday, Dec. 1	at Philadelphia	NFL Network	L, 34-24	69,144
	Monday, Dec. 13	Baltimore	ESPN	L, 34-28	71,413
2011 (1)	Thursday, Dec. 22	at Indianapolis	NFL Network	L, 19-16	64,159
2012 (5)	Monday, Oct. 8	at N.Y. Jets	ESPN	W, 23-17	79,088
	Sunday, Oct. 14	Green Bay	NBC	L, 42-24	71,702
	Sunday, Nov. 11	Chicago	NBC	W, 13-6	62,410
	Thursday, Nov. 22	at Detroit	CBS	W, 34-31 (OT)	64,827
	Monday, Dec. 10	at New England	ESPN	L, 42-14	69,756
2013 (4)	Monday, Sept. 9	at San Diego	ESPN	W, 31-28	59,522
	Sunday, Oct. 6	at San Francisco	NBC	L, 34-3	69,732
	Sunday, Nov. 3	Indianapolis	NBC	L, 27-24	71,778
	Thursday, Dec. 5	Jacksonville	NFL Network	L, 27-20	60,414
2014 (2)	Thursday, Oct. 9	Indianapolis	NFL Network	L, 33-28	71,787
	Monday, Oct. 20	at Pittsburgh	ESPN	L, 30-23	56,375
2015 (3)	Thursday, Oct. 8	Indianapolis	CBS	L, 27-20	71,732
	Monday, Nov. 16	at Cincinnati	ESPN	W, 10-6	61,381
	Sunday, Dec. 13	New England	NBC	L, 27-6	71,908
2016 (5)	Thursday, Sept. 22	at New England	CBS/NFL Network/Twitter	L, 27-0	66,829
	Sunday, Oct. 16	Indianapolis	NBC	W, 26-23 (OT)	71,891
	Monday, Oct. 24	at Denver	ESPN	L, 27-9	76,865
	Monday, Nov. 21	at Oakland (Mexico City)	ESPN	L, 27-20	76,473
	Saturday, Dec. 24	Cincinnati	NFL Network	W, 12-10	71,836

TEXANS IN OVERTIME

The Texans have gone to overtime 14 times in franchise history and have posted a 5-9 record in those contests. Houston is 3-6 in overtime games at NRG Stadium and 2-3 on the road.

November 23, 2003 at Reliant Stadium

New England	23
Houston	20

Game winner- K Adam Viniteri's 28-yard FG

October 10, 2004 at Reliant Stadium

Minnesota	34
Houston	28

Game winner- WR Marcus Robinson's 50-yard TD reception

November 27, 2005 at Reliant Stadium

St. Louis	33
Houston	27

Game winner- WR Kevin Curtis' 56-yard TD reception

January 1, 2006 at Monster Park

Houston	17
San Francisco	20

Game winner- K Joe Nedney's 33-yard FG

December 10, 2006 at Reliant Stadium

Tennessee	26
Houston	20

Game winner- QB Vince Young's 39-yard TD run

September 28, 2008 at Jacksonville Municipal Stadium

Houston	27
Jacksonville	30

Game winner- K Josh Scobee's 37-yard FG

September 19, 2010 at FedEx Field

Houston	30
Washington	27

Game winner- K Neil Rackers' 35-yard FG

December 13, 2010 at Reliant Stadium

Baltimore	34
Houston	28

Game winner- Josh Wilson's 12-yard INT return for touchdown

November 18, 2012 at Reliant Stadium

Jacksonville	37
Houston	43

Game winner- Andre Johnson's 48-yard TD reception

November 22, 2012 at Ford Field

Houston	34
Detroit	31

Game winner- Shayne Graham's 32-yard FG

September 15, 2013 at Reliant Stadium

Tennessee	24
Houston	30

Game winner- DeAndre Hopkins' 3-yard TD reception

September 29, 2013 at Reliant Stadium

Houston	20
Seattle	23

Game winner- Stephen Hauschka's 45-yard FG

October 5, 2014 at AT&T Stadium

Houston	17
Dallas	20

Game winner- Dan Bailey's 49-yard FG

October 16, 2016 at NRG Stadium

Indianapolis	23
Houston	26

Game winner- Nick Novak's 33-yard FG



K Nick Novak kicked a game-winning 33-yard field goal to beat the Indianapolis Colts on October 16, 2016 at NRG Stadium.

Associated Press Defensive Player of the Year

2012: DE J.J. Watt
2014: DE J.J. Watt
2015: DE J.J. Watt

Associated Press All-Pro First Team

2005: KR Jerome Mathis
2008: WR Andre Johnson
2009: WR Andre Johnson
2010: RB Arian Foster
FB Vonta Leach
2012: LT Duane Brown
DE J.J. Watt
2013: DE J.J. Watt
2014: DE J.J. Watt
2015: DE J.J. Watt

Associated Press All-Pro Second Team

2007: LB DeMeco Ryans
DE Mario Williams
2011: LT Duane Brown
ILB Brian Cushing
RB Arian Foster
CB Johnathan Joseph
2012: WR Andre Johnson
2015: WR DeAndre Hopkins
2016: DE Jadeveon Clowney
OLB Whitney Mercilus
ILB Benardrick McKinney

Associated Press Rookie of the Year

2006: LB DeMeco Ryans (Defensive)
2009: LB Brian Cushing (Defensive)

Bert Bell Professional Football Player of the Year / Maxwell Football Club

2014: DE J.J. Watt

NFL Pro Bowl

2003
CB Aaron Glenn (3rd overall selection)
DE Gary Walker (2nd overall selection)
2005
WR Andre Johnson (1st selection)
2006
WR Jerome Mathis (1st selection)
2007
WR Andre Johnson (2nd selection)
2008
LB DeMeco Ryans (1st selection)
2009
WR Andre Johnson (3rd selection)
DE Mario Williams (1st selection)
TE Owen Daniels (1st selection)
2010
LB Brian Cushing (1st selection)
WR Andre Johnson (4th selection)
LB DeMeco Ryans (2nd selection)
QB Matt Schaub (1st selection)
DE Mario Williams (2nd selection)
2011
RB Arian Foster (1st selection)
WR Andre Johnson (5th selection)
FB Vonta Leach (1st selection)
RB Arian Foster (2nd selection)
CB Johnathan Joseph (1st selection)
C Chris Myers (1st selection)
DE Antonio Smith (1st selection)
2012
LT Duane Brown (1st selection)
TE Owen Daniels (2nd selection)

RB Arian Foster (3rd selection)
WR Andre Johnson (6th selection)
CB Johnathan Joseph (2nd selection)
C Chris Myers (2nd selection)
QB Matt Schaub (2nd selection)
LG Wade Smith (1st selection)
DE J.J. Watt (1st selection)

2013
LT Duane Brown (2nd selection)
WR Andre Johnson (7th selection)
DE J.J. Watt (2nd selection)

2014
RB Arian Foster (4th selection)
DE J.J. Watt (3rd selection)

2015
WR DeAndre Hopkins (1st selection)
DE J.J. Watt (4th selection)
LS Jon Weeks (1st selection)

2016
DE Jadeveon Clowney (1st selection)

NFL Pro Bowl Most Valuable Player

2010: QB Matt Schaub
2015: DE J.J. Watt (Defensive)
*Began naming Offensive and Defensive MVP in 2014

Kansas City 101 AFC Coach of the Year

2011: Gary Kubiak

Kansas City 101 AFC Defensive Player of the Year

2012: DE J.J. Watt
2014: DE J.J. Watt
2015: DE J.J. Watt

Associated Press

NFL Player of the Week

2007: DE Mario Williams (Sept. 9)
K Kris Brown (Oct. 7)
2008: WR Andre Johnson (Oct. 26)

AFC Player of the Month

2002
P Chad Stanley (Special Teams, Sept.)
2003
CB Marcus Coleman (Defense, Sept.)
2008
WR Andre Johnson (Offense, Oct.)
2010
RB Arian Foster (Offense, Sept.)
2011
RB Arian Foster (Offense, Oct.)
OLB Connor Barwin (Defense, Nov.)
2012
DE J.J. Watt (Defense, Sept.)
WR Andre Johnson (Offense, Nov.)
DE J.J. Watt (Defense, Dec.)
2014
DE J.J. Watt (Defense, Sept.)
DE J.J. Watt (Defense, Dec.)
2015
DE J.J. Watt (Defense, Nov.)
OLB Whitney Mercilus (Defense, Dec.)
2016
S Quintin Demps (Defense, Dec.)

NFL Player of the Month

2007
WR/KR André Davis (Special Teams, Dec.)

AFC Player of the Week

2002
CB Aaron Glenn (Defense, Dec. 8)
WR Avion Black (Special Teams, Dec. 15)
2003
P Chad Stanley (Special Teams, Nov. 2)
2004
K Kris Brown (Special Teams, Sept. 26)
2005
WR Jerome Mathis (Special Teams, Oct. 30)
2006
WR Andre Johnson (Offense, Oct. 1)
LB DeMeco Ryans (Defense, Dec. 3)
K Kris Brown (Special Teams, Dec. 24)
2007
DE Mario Williams (Defense, Sept. 9)
K Kris Brown (Special Teams, Oct. 7)
WR André Davis (Special Teams, Dec. 9)
DE Mario Williams (Defense, Dec. 13)
2008
WR Jacoby Jones (Special Teams, Oct. 12)
WR Jacoby Jones (Special Teams, Oct. 26)
QB Matt Schaub (Offense, Dec. 7)
RB Steve Slaton (Offense, Dec. 1)
2009
QB Matt Schaub (Offense, Sept. 20)
WR Jacoby Jones (Special Teams, Oct. 4)
LB Brian Cushing (Defense, Oct. 18)
LB Brian Cushing (Defense, Nov. 1)
2010
RB Arian Foster (Offense, Sept. 15)
WR Andre Johnson (Offense, Sept. 22)
QB Matt Schaub (Offense, Oct. 20)
CB Glover Quin (Defense, Dec. 1)
2011
RB Arian Foster (Offense, Oct. 5 & Oct. 26)
2012
DE J.J. Watt (Defense, Sept. 19)
QB Matt Schaub (Offense, Nov. 21)
DE J.J. Watt (Defense, Dec. 19)
2014
DE J.J. Watt (Defense, Oct. 1)
DE J.J. Watt (Defense, Nov. 19)
QB Ryan Fitzpatrick (Offense, Dec. 3)
K Randy Bullock (Special Teams, Dec. 24)
2015
WR DeAndre Hopkins (Offense, Week 6)
DE J.J. Watt (Defense, Week 11)
DE J.J. Watt (Defense, Week 17)
2016
OLB Whitney Mercilus (Defense, Week 1)
WR Will Fuller V (Special Teams, Week 4)
P Shane Lechler (Special Teams, Week 8)

NFL Rookie of the Week

2003
WR Andre Johnson (Sept. 28)
RB Domanick Davis (Oct. 19)
RB Domanick Davis (Oct. 26)
RB Domanick Davis (Nov. 2)
RB Domanick Davis (Nov. 9)
WR Andre Johnson (Nov. 16)
RB Domanick Davis (Nov. 30)
2011
QB T.J. Yates (Dec. 13)

NFL Rookie of the Month

2003: RB Domanick Davis (Oct.)
2006: LB DeMeco Ryans (Dec.)
2007: DT Amobi Okoye (Sept.)
2008: RB Steve Slaton (Dec.)
2009: LB Brian Cushing (Nov.)
LB Brian Cushing (Dec.)

TEXANS HONORS

2013: WR DeAndre Hopkins (Sept.)

NFL Rookie of the Year

2003: RB Domanick Davis

NFL Coach of the Week

2002: Dom Capers (Sept. 8)
2003: Dom Capers (Sept. 28)

NFL Alumni Player of the Year

2005: KR Jerome Mathis (Kick Returner)
2006: WR Andre Johnson (Wide Receiver)
2007: DE Mario Williams (Defensive Lineman)
2008: WR Andre Johnson (Wide Receiver)
2009: WR Andre Johnson (Wide Receiver)

NFL Players Association Rookie of the Week

2008: RB Steve Slaton (Oct. 5)

College & Pro Football News Weekly All-Pro

2002: CB Aaron Glenn

ESPN.com All-Pro

2003: P Chad Stanley
2008: WR Andre Johnson

ESPN.com All-Rookie

2004: CB Dunta Robinson

FedEx Air Player of the Week

2010: QB Matt Schaub (Week 2)
2012: QB Matt Schaub (Week 11)
2014: QB Ryan Fitzpatrick (Week 13)

FedEx Ground Player of the Week

2010: RB Arian Foster (Week 1)
RB Arian Foster (Week 17)

GMC Never Say Never Moment of the Week

2013: Week 1, ILB Brian Cushing game-tying INT return at San Diego

Madden Most Valuable Protectors

2011: Week 7 (LT Duane Brown, LG Wade Smith, C Chris Myers, RG Mike Brisiel, RT Eric Winston)
2012: Week 4 (LT Duane Brown, LG Wade Smith, C Chris Myers, RG Antoine Caldwell, RT Derek Newton)
2012: Week 13 (LT Duane Brown, LG Wade Smith, C Chris Myers, RG Ben Jones, RT Ryan Harris)

Football Digest All-Pro

2002: CB Aaron Glenn (2nd team)
2004: WR Andre Johnson (2nd team)

KFFL All-Rookie Team

2003: RB Domanick Davis
WR Andre Johnson

Mickey Herskowitz Award

2004: QB David Carr
2005: CB Dunta Robinson
2006: DE N.D. Kalu
2007: LT Ephraim Salaam
2008: WR Andre Johnson

Pro Football Weekly/PFWA Defensive Most Valuable Player

2012: DE J.J. Watt
2014: DE J.J. Watt

2015: DE J.J. Watt

Pro Football Weekly/PFWA All-NFL

2005: KR Jerome Mathis
2008: WR Andre Johnson
2009: WR Andre Johnson
LB Brian Cushing
2011: CB Johnathan Joseph
2012: LT Duane Brown
DE J.J. Watt
2013: DE J.J. Watt
2014: DE J.J. Watt
2015: DE J.J. Watt
WR DeAndre Hopkins
2016: DE Jadeveon Clowney

Pro Football Weekly All-AFC

2002: CB Aaron Glenn
DE Gary Walker
2005: KR Jerome Mathis
2008: WR Andre Johnson
2009: WR Andre Johnson
LB Brian Cushing
2011: LT Duane Brown
ILB Brian Cushing
CB Johnathan Joseph
2012: LT Duane Brown
DE J.J. Watt
2013: DE J.J. Watt
2014: DE J.J. Watt
2015: DE J.J. Watt
WR DeAndre Hopkins
2016: DE Jadeveon Clowney

Pro Football Weekly All-Rookie

2002: QB David Carr
2003: RB Domanick Davis
WR Andre Johnson
2005: KR Jerome Mathis
2006: TE Owen Daniels
LB DeMeco Ryans
2007: DT Amobi Okoye
2008: LB Xavier Adibi
2009: LB Brian Cushing
2011: DE J.J. Watt
2013: WR DeAndre Hopkins

Pro Football Weekly Most Improved

2010: RB Arian Foster

Pro Football Weekly Rookie of the Year

2004: CB Dunta Robinson (Defense)
2006: LB DeMeco Ryans (Defense)
2009: LB Brian Cushing (Defense)

Sports Illustrated All-Pro Team

2005: KR Jerome Mathis
2008: WR Andre Johnson
2011: RT Eric Winston

SI.com Coordinator of the Year

2011: Wade Phillips, Defensive Coordinator

Sporting News All-Rookie Team

2008: LB Xavier Adibi
2009: LB Brian Cushing

Sporting News All-Pro

2002: CB Aaron Glenn
2005: KR Jerome Mathis
2008: DE Mario Williams
WR Andre Johnson
2009: WR Andre Johnson

2010: RB Arian Foster
WR Andre Johnson

Sporting News Coordinator of the Year

2011: Wade Phillips, Defensive Coordinator

Sporting News Defensive Player of the Year

2014: DE J.J. Watt
2015: DE J.J. Watt

CNN/ESPN Peter King's Player of the Week

2008: QB Matt Schaub (Offense, Dec. 7)
WR Jacoby Jones (Special Teams, Oct. 26)
WR Andre Johnson (Offense, Dec. 14)

ESPN ESPY'S

2011: RB Arian Foster (Strongest Performance)

Touchdown Club Player of the Year

2004: WR Andre Johnson
2005: RB Domanick Davis
2006: WR Andre Johnson
2007: LB DeMeco Ryans
2008: WR Andre Johnson

USA Today All-Joe Team

2002: DT Seth Payne
2003: T Chester Pitts
DE Corey Sears
G Chester Pitts
P Chad Stanley
2004: RB Jonathan Wells
2005: DE Anthony Weaver
2006: LB Morlon Greenwood
2007: CB Von Hutchins
T Eric Winston
2008: FB Vonta Leach
CB Antwaun Molden
WR Kevin Walter
G Mike Brisiel
2009: SS Bernard Pollard
2011: RG Mike Brisiel
OLB Connor Barwin
LT Duane Brown
RB Ben Tate
DE J.J. Watt
2012: OLB Bryan Braman
FB James Casey

Ed Block Courage Award

2002: CB Jason Bell
2003: CB Aaron Glenn
2004: DT Seth Payne
2005: WR Jabar Gaffney
2006: LB Kailee Wong
2007: DE Anthony Weaver
2008: WR Harry Williams
2009: LB Zac Diles
2010: TE Joel Dreessen
2011: LB DeMeco Ryans
2012: QB Matt Schaub
2013: ILB Brian Cushing
2014: G David Quessenberry
2015: OLB Jadeveon Clowney
2016: T Duane Brown

Deacon Jones Award

2015: DE J.J. Watt

TEXANS DRAFT HISTORY

2002

Rd	Pick	Player	College	Pos.
1	1	David Carr	Fresno State	QB
2	33	Jabar Gaffney	Florida	WR
2	50	Chester Pitts	San Diego State	T
3	66	Fred Weary	Tennessee	G
3	83	Charles Hill	Maryland	DT
4	99	Jonathan Wells	Ohio State	RB
5	136	Jarrod Baxter	New Mexico	FB
5	153	Ramon Walker	Pittsburgh	FS
6	173	DeMarcus Faggins	Kansas State	CB
6	190	Howard Green	LSU	DT
7	229	Greg White	Minnesota	LB
7	261	Ahmad Miller	UNLV	DT

Supplemental Draft

6		Milford Brown	Florida State	G
---	--	---------------	---------------	---

2003

Rd	Pick	Player	College	Pos.
1	3	Andre Johnson	Miami	WR
2	41	*Bennie Joppru	Michigan	TE
3	67	Antwan Peek	Cincinnati	LB
3	75	Seth Wand	NW Missouri St.	T
3	88	Dave Ragone	Louisville	QB
4	104	Domanick Davis	LSU	RB
6	192	Drew Henson	Michigan	QB
6	214	Keith Wright	Missouri	DT
7	217	Curry Burns	Louisville	SS
7	233	Chance Pearce	Texas A&M	LS

Supplemental Draft

2		Tony Hollings	Georgia Tech	RB
---	--	---------------	--------------	----

2004

Rd	Pick	Player	College	Pos.
1	10	Dunta Robinson	South Carolina	CB
1	27	Jason Babin	Western Michigan	LB
4	122	Glenn Earl	Notre Dame	SS
6	170	Vontez Duff	Notre Dame	CB
6	175	Jammal Lord	Nebraska	FS
6	200	Charlie Anderson	Mississippi	LB
7	210	Raheem Orr	Rutgers	LB
7	211	Sloan Thomas	Texas	WR
7	248	B.J. Symons	Texas Tech	QB

2005

Rd	Pick	Player	College	Pos.
1	16	Travis Johnson	Florida State	DT
3	73	Vernand Morency	Oklahoma State	RB
4	114	Jerome Mathis	Hampton	WR
5	151	Drew Hodgdon	Arizona State	C
6	188	C.C. Brown	La.-Lafayette	SS
7	227	Kenneth Pettway	Grambling State	LB

2006

Rd	Pick	Player	College	Pos.
1	1	Mario Williams	North Carolina St.	DE
2	33	DeMeco Ryans	Alabama	LB
3	65	Charles Spencer	Pittsburgh	T
3	66	Eric Winston	Miami	T
4	98	Owen Daniels	Wisconsin	TE
6	170	Wali Lundy	Virginia	RB
7	251	David Anderson	Colorado State	WR

2007

Rd	Pick	Player	College	Pos.
1	10	Amobi Okoye	Louisville	DT
3	73	Jacoby Jones	Lane College	WR
4	123	Fred Bennett	South Carolina	CB
5	144	*Brandon Harrison	Stanford	S
5	163	Brandon Frye	Virginia Tech	T
6	183	Kasey Studdard	Texas	G
7	218	Zac Diles	Kansas State	LB

2008

Rd	Pick	Player	College	Pos.
1	26	Duane Brown	Virginia Tech	T
3	79	Antwaun Molden	Eastern Kentucky	CB
3	89	Steve Slaton	West Virginia	RB
4	118	Xavier Adibi	Virginia Tech	LB
5	151	Frank Okam	Texas	DT
6	173	Dominique Barber	Minnesota	S
7	223	Alex Brink	Washington State	QB

2009

Rd	Pick	Player	College	Pos.
1	15	Brian Cushing	USC	LB
2	46	Connor Barwin	Cincinnati	DE
3	77	Antoine Caldwell	Alabama	C
4	112	Glover Quin	New Mexico	CB
4	122	Anthony Hill	North Carolina St.	TE
5	152	James Casey	Rice	TE
6	188	Brice McCain	Utah	CB
7	223	*Troy Nolan	Arizona State	S

2010

Rd	Pick	Player	College	Pos.
1	20	Kareem Jackson	Alabama	CB
2	58	*Ben Tate	Auburn	RB
3	81	Earl Mitchell	Arizona	DT
4	102	Darryl Sharpton	Miami	LB
4	118	Garrett Graham	Wisconsin	TE
5	144	Sherrick McManis	Northwestern	CB
6	187	Shelley Smith	Colorado State	G
6	197	*Trindon Holliday	LSU	WR
7	227	Dorin Dickerson	Pittsburgh	WR

2011

Rd	Pick	Player	College	Pos.
1	11	J.J. Watt	Wisconsin	DE
2	42	Brooks Reed	Arizona	OLB
2	60	Brandon Harris	Miami	CB
4	127	Roc Carmichael	Virginia Tech	CB
5	144	Shiloh Keo	Idaho	S
5	152	T.J. Yates	North Carolina	QB
7	214	Derek Newton	Arkansas State	T
7	254	Cheta Ozougwu	Rice	OLB

2012

Rd	Pick	Player	College	Pos.
1	26	Whitney Mercilus	Illinois	OLB
3	68	DeVier Posey	Ohio State	WR
3	76	Brandon Brooks	Miami (Ohio)	G
4	99	Ben Jones	Georgia	C
4	121	Keshawn Martin	Michigan State	WR
4	126	Jared Crick	Nebraska	DE
5	161	*Randy Bullock	Texas A&M	K
6	195	Nick Mondek	Purdue	T

TEXANS DRAFT HISTORY

2013

Rd	Pick	Player	College	Pos.
1	27	DeAndre Hopkins	Clemson	WR
2	58	D.J. Swearinger	South Carolina	SS
3	89	*Brennan Williams	North Carolina	T
3	95	Sam Montgomery	LSU	OLB
4	124	*Trevardo Williams	Connecticut	OLB
6	176	*David Quessenberry	San Jose State	T
6	195	*Alan Bonner	Jacksonville State	WR
6	198	Chris Jones	Bowling Green	DT
6	198	Ryan Griffin	Connecticut	TE

2014

Rd	Pick	Player	College	Pos.
1	1	*Jadeveon Clowney	South Carolina	DE (OLB)
2	33	Xavier Su'a-Filo	UCLA	G
3	65	C.J. Fiedorowicz	Iowa	TE
3	83	*Louis Nix III	Notre Dame	NT
4	135	Tom Savage	Pittsburgh	QB
6	177	Jeoffrey Pagan	Alabama	DE
6	181	Alfred Blue	LSU	RB
6	211	Jay Prosch	Auburn	FB
7	216	Andre Hal	Vanderbilt	CB
7	256	*Lonnie Ballentine	Memphis	S

2015

Rd	Pick	Player	College	Pos.
1	16	Kevin Johnson	Wake Forest	CB
2	43	Benardrick McKinney	Mississippi State	LB
3	70	Jaalen Strong	Arizona State	WR
5	175	Keith Mumphery	Michigan State	WR
6	211	*Reshard Cliett	South Florida	LB
6	216	Christian Covington	Rice	DT
7	235	Kenny Hilliard	LSU	RB

2016

Rd	Pick	Player	College	Pos.
1	21	Will Fuller V	Notre Dame	WR
2	50	*Nick Martin	Notre Dame	C
3	85	*Braxton Miller	Ohio State	WR
4	119	Tyler Ervin	San Jose State	RB
5	159	K.J. Dillon	West Virginia	S
5	166	D.J. Reader	Clemson	NT

2017

Rd	Pick	Player	College	Pos.
1	12	Deshaun Watson	Clemson	QB
2	57	Zach Cunningham	Vanderbilt	LB
3	89	D'Onta Foreman	Texas	RB
4	130	Julián Davenport	Bucknell	T
4	142	Carlos Watkins	Clemson	DT
5	169	Treston Decoud	Oregon State	CB
7	243	Kyle Fuller	Baylor	C

Bold indicates made active roster that season

* Indicates placed on Injured Reserve

FIRST-ROUND FACTORS

The Houston Texans are the only team in the NFL with every first-round pick since 2008 still on its roster and all but one first-round draft pick in franchise history played in 14-or-more games as a rookie.



Duane Brown
2008



Brian Cushing
2009




Kareem Jackson
2010



J.J. Watt
2011



Whitney Mercilus
2012



DeAndre Hopkins
2013



Jadeveon Clowney
2014



Kevin Johnson
2015



Will Fuller V
2016



Deshaun Watson
2017

2002 FINAL STATISTICS (4-12)

Date	W/L	Score	Opponent	Attendance
9/8	W	19-10	Dallas	69,604*
9/15	L	3-24	at San Diego	56,098
9/22	L	3-23	Indianapolis	69,204*
9/29	L	17-35	at Philadelphia	64,867*
10/13	L	24-31	Buffalo	70,120*
10/20	L	17-34	at Cleveland	73,248*
10/27	W	21-19	at Jacksonville	53,721
11/3	L	3-38	Cincinnati	69,827*
11/10	L	10-17	at Tennessee	68,804*
11/17	L	21-24	Jacksonville	69,711*
11/24	W	16-14	N.Y. Giants	70,054*
12/1	L	3-19	at Indianapolis	56,820*
12/08	W	24-6	at Pittsburgh	58,551*
12/15	L	19-23	Baltimore	70,108*
12/22	L	10-26	at Washington	70,291
12/29	L	3-13	Tennessee	70,694*

*Sellouts

TEAM STATISTICS	TEXANS	Opponents
TOTAL FIRST DOWNS	208	291
Rushing	59	116
Passing	119	155
Penalty	30	20
3rd Down: Made/Att.	59/229	83/234
3rd Down Pct.	25.8	35.5
4th Down: Made/Att.	5/14	6/12
4th Down Pct.	35.7	50.0
TIME OF POSSESSION	28:06	31:54
TOTAL NET YARDS	3,572	5,230
Avg. Per Game	223.3	326.9
Total Plays	947	1,056
Avg. Per Play	3.8	5.0
NET YARDS RUSHING	1,347	2,089
Avg. Per Game	84.2	130.6
Total Rushes	424	509
Avg. Per Play	3.2	4.1
NET YARDS PASSING	2,225	3,141
Avg. Per Game	139.1	196.3
Sacked/Yards Lost	76/411	35/237
Gross Yards	2,636	3,378
Att./Completions	447/235	512/281
Completion Pct.	52.6	54.9
Had Intercepted	15	10
PUNTS/AVERAGE	116/40.7	98/39.7
NET PUNTING AVG.	116/36.8	98/33.1
PENALTIES/YARDS	136/1,011	102/955
FUMBLES/BALL LOST	34/14	23/11
TOUCHDOWNS	22	40
Rushing	6	14
Passing	11	23
Returns	5	3

SCORE BY PERIODS	1	2	3	4	OT	Total
TEXANS	37	56	51	69	0	213
Opponents	74	114	66	102	0	356

SCORING	TD	Ru	Pa	Rt	PAT	FG	SAF	TP
K. Brown	0	0	0	0	20/20	17/24	0	71
Bradford	6	0	6	0	0/0	0/0	0	36
Carr	3	3	0	0	0/0	0/0	0	18
Miller	3	0	3	0	0/0	0/0	0	18
Wells	3	3	0	0	0/0	0/0	0	18
Glenn	2	0	0	2a	0/0	0/0	0	12
Gaffney	1	0	1	0	0/0	0/0	0	8
Baxter	1	0	1	0	0/0	0/0	0	6
Black	1	0	0	1c	0/0	0/0	0	6
Williams	1	0	0	1d	0/0	0/0	0	6
Wright	1	0	0	1b	0/0	0/0	0	6
Allen	0	0	0	0	0/0	0/0	0	2
McClain	0	0	0	0	0/0	0/0	1	2
Payne	0	0	0	0	0/0	0/0	1	2
TEXANS	22	6	11	5	20/20	17/24	3	213
Opponents	40	14	23	3*	38/38	24/34	2	356

* - Fumble recovery by Raylee Johnson (9/15 at SD); Kickoff return by Andre Davis, 95 yards (10/20 at CLEV); Interception return by Artrell Hawkins, 102 yards (11/3 at HOU); a - Interception returns of 70 and 65 yards (12/8 at PIT); b - Fumble recovery of 40 yards (12/8 at PIT); c - Punt return of 76 yards (12/15 vs. BAL); d - Recovery of blocked punt (12/22 at WASH)

RUSHING	No.	Yds	Avg	Long	TD
Wells	197	529	2.7	37	3
Allen	155	519	3.3	32	0
Carr	59	282	4.8	20	3
Baxter	7	14	2.0	6	0
J. Lewis	3	8	2.7	5	0
Stanley	1	6	6.0	6	0
Bradford	2	-11	-5.5	0	0
TEXANS	424	1,347	3.2	37	6
Opponents	509	2,089	4.1	70	14

RECEIVING	No.	Yds	Avg	Long	TD
B. Miller	51	613	12.0	42	3
Allen	47	302	6.4	21	0
Bradford	45	697	15.5	81	6
Gaffney	41	483	11.8	27	1
Dawson	21	286	13.6	28	0
Wells	9	48	5.3	9	0
Holloway	7	73	10.4	24	0
Black	6	52	8.7	14	0
Baxter	5	33	6.6	14	1
J. Lewis	2	41	20.5	33	0
Harris	1	8	8.0	8	0
TEXANS	235	2,636	11.2	81	11
Opponents	281	3,378	12.0	57t	23

INTERCEPTIONS	No.	Yds	Avg	Long	TD
Glenn	5	181	36.2	70t	2
E. Brown	2	7	3.5	7	0
Coleman	1	0	0.0	0	0
Posey	1	0	0.0	0	0
Stevens	1	0	0.0	0	0
TEXANS	10	188	18.8	70t	2
Opponents	15	277	18.5	102t	1

PUNTING	No.	Yds	Avg	Net	TB	In	Lg	B
Stanley	114	4,720	41.4	36.8	6	36	62	2
TEXANS	116	4,720	40.7	36.8	6	36	62	2
Opponents	98	3,892	39.7	33.1	7	27	63	1

PUNT RETURNS	Ret	FC	Yds	Avg	Long	TD
J. Lewis	36	17	280	7.8	48	0
Black	14	3	188	13.4	76t	1
Gaffney	3	0	-3	-1.0	1	0
Glenn	0	0	47	---	47	0
TEXANS	53	20	512	9.7	76t	1
Opponents	58	34	328	5.7	46	0

KICKOFF RETURNS	No	Yds	Avg	Long	TD
J. Lewis	46	961	20.9	45	0
Black	24	529	22.0	49	0
Hill	2	0	0.0	0	0
Norris	2	11	5.5	10	0
Baxter	1	19	19.0	19	0
Murphy	1	0	0.0	0	0
Sears	1	9	9.0	9	0
TEXANS	77	1,529	19.9	49	0
Opponents	52	1,156	22.2	95t	1

FIELD GOALS	1-19	20-29	30-39	40-49	50+
K. Brown	0/1	3/3	1/1	11/14	2/5
TEXANS	0/1	3/3	1/1	11/14	2/5
Opponents	0/0	10/10	9/11	5/12	0/1

K. Brown: (42G) (45G) (54N, 24G) (48G) (26G) (40N, 47G) (45N, 43G, 45G) (23G, 46N, 53N) (51G) (40G, 50G) (34G) (43G) (41G) (46G) (50N, 19N, 42G)

Opponents: (33G, 42N) (36G) (26G, 39G, 47N, 37G) (25G, 41G) (33G) (35G, 43G) (50N, 35N, 34G) (25G) (49N, 24G) (22G, 40N) (33N) (31G, 46G) (40G, 31G, 43N) (22G, 22G, 47G) (48N, 46N, 23G) (28G, 26G)

PASSING	Att	Comp	Yds	Cmp%	Yds/Att	TD	TD%	Int	Int%	Long	Sack/Lost	Rating
D.Carr	444	233	2,592	52.5	5.8	9	2.0	15	3.4	81	76/411	62.8
J.Gaffney	1	1	39	100.0	39.0	1	100.0	0	0.0	39t	0/0	158.3
J.Allen	2	1	5	50.0	2.5	1	50.0	0	0.0	5t	0/0	95.8
TEXANS	447	235	2,636	52.6	5.9	11	2.5	15	3.4	81	76/411	64.7
Opponents	512	281	3,378	54.9	6.6	23	4.5	10	2.0	57t	35/237	82.1

2002 FINAL STATISTICS (4-12)

DEFENSIVE STATISTICS

Based on Coaches Film Review

TACKLES	Solo	Asst	Total	Sk Yds	QB Press	INT- Yards	Pass Def.	Forced Fumbles	Fumble Recoveries
Foreman, Jay	110	83	193	0.0-0	3	0-0	4	1	0
Sharper, Jamie	91	87	178	5.5-27	8	0-0	5	2	3
Payne, Seth	57	90	147	1.0-4	11	0-0	0	0	0
Stevens, Matt	47	70	117	0.0-0	0	1-0	0	0	0
Walker, Gary	46	69	115	6.5-33	42	0-0	0	1	1
Deloach, Jerry	30	73	103	1.0-10	11	0-0	0	0	0
Brown, Eric	52	43	95	0.5-3	1	2-7	7	1	0
Coleman, Marcus	56	34	90	0.0-0	0	1-0	30	0	2
Wong, Kailee	44	45	89	5.5-22	27	0-0	2	1	0
Glenn, Aaron	45	27	72	1.0-10	1	5-181	16	0	0
Posey, Jeff	43	28	71	8.0-77	22	1-0	1	2	0
Mitchell, Keith	25	23	48	1.0-7	4	0-0	0	1	0
Sears, Corey	12	35	47	1.0-9	7	0-0	0	0	0
Wright, Kenny	24	10	34	1.0-13	3	0-0	9	0	1
Williams, Kevin	13	9	22	0.0-0	0	0-0	0	0	0
Simmons, Jason	9	5	14	1.0-10	4	0-0	2	0	1
Walker, Ramon	2	3	5	0.0-0	0	0-0	0	0	0
Carter, Chris	1	3	4	1.0-9	0	0-0	0	0	0
Hill, Charles	0	3	3	0.0-0	0	0-0	0	0	0
Dennis, Pat	0	1	1	0.0-0	0	0-0	0	0	0
Flowers, Erik	1	0	1	0.0-0	0	0-0	1	0	0
Bell, Jason	0	0	0	0.0-0	0	0-0	2	0	0
McClain, Jimmy	0	0	0	0.0-0	0	0-0	0	0	0
TEXANS	0	0	0	1.0-3	0	0-0	0	0	0
Opponents	708	741	1,449	35.0-237	144	10-188	79	9	8

SPECIAL TEAMS STATISTICS

SPECIAL TEAMS	Solo	Asst	Total	Blocked Punts	Forced Fumbles	Fumble Recoveries
Bell, Jason	14	2	16	0	0	1
Evans, Troy	10	4	14	0	0	1
Simmons, Jason	2	2	14	0	1	0
Carter, Chris	9	3	12	0	0	0
Foreman, Jay	9	1	10	0	0	0
Murphy, Frank	8	1	9	0	0	0
Walker, Ramon	7	2	9	0	1	0
McClain, Jimmy	4	4	8	1	0	0
Wright, Kenny	5	3	8	0	0	0
Williams, Kevin	7	0	7	0	0	0
Flowers, Erik	5	1	6	0	0	0
Norris, Moran	2	4	6	0	0	0
Posey, Jeff	6	0	6	0	0	0
Brown, Eric	2	3	5	0	0	0
Dennis, Pat	3	2	5	0	0	0
Lamar, Jason	4	1	5	0	0	0
McDermott, Sean	3	2	5	0	0	0
Coleman, Marcus	2	0	2	0	0	0
Dawson, JaJuan	2	0	2	0	0	0
Allen, James	1	0	1	0	0	0
Black, Avion	1	0	1	0	0	0
Bradford, Corey	1	0	1	0	0	0
Miller, Billy	1	0	1	0	0	1
Stanley, Chad	1	0	1	0	0	0
Stevens, Matt	1	0	1	0	0	0
TEXANS	110	35	155	1	2	3

2003 FINAL STATISTICS (5-11)

Date	W/L	Score	Opponent	Attendance
9/7	W	21-20	at Miami	73,010*
9/14	L	10-31	at New Orleans	68,390*
9/21	L	14-42	Kansas City	70,487*
9/28	W	24-20	Jacksonville	70,041*
10/12	L	17-38	at Tennessee	68,809*
10/19	L	14-19	N.Y. Jets	70,623*
10/26	L	21-30	at Indianapolis	56,132*
11/2	W	14-10	Carolina	70,052*
11/9	L	27-34	at Cincinnati	50,437
11/16	W	12-10	at Buffalo	72,677*
11/23	L	20-23 OT	New England	70,719*
11/30	W	17-13	Atlanta	70,388*
12/7	L	0-27	at Jacksonville	43,363
12/14	L	3-16	at Tampa Bay	65,124*
12/21	L	24-27	Tennessee	70,758*
12/28	L	17-20	Indianapolis	70,680*

*Sellouts

TEAM STATISTICS	Texans	Opponents
TOTAL FIRST DOWNS	237	336
Rushing	86	130
Passing	127	179
Penalty	24	27
3rd Down: Made/Att.	63/204	89/222
3rd Down Pct.	30.9	40.1
4th Down: Made/Att.	9/14	10/14
4th Down Pct.	64.3	71.4
TIME OF POSSESSION	27:39	32:21
TOTAL NET YARDS	4,306	6,082
Avg. Per Game	269.1	380.1
Total Plays	896	1,054
Avg. Per Play	4.8	5.8
NET YARDS RUSHING	1,651	2,370
Avg. Per Game	103.2	148.1
Total Rushes	421	533
Avg. Per Play	3.9	4.4
NET YARDS PASSING	2,655	3,712
Avg. Per Game	165.9	232.0
Sacked/Yards Lost	36/186	19/123
Gross Yards	2,841	3,835
Att./Completions	439/248	502/297
Completion Pct.	56.5	59.2
Had Intercepted	18	14
PUNTS/AVERAGE	97/41.5	75/41.7
NET PUNTING AVG.	36.7	35.8
PENALTIES/YARDS	121/961	96/767
FUMBLES/BALL LOST	18/9	18/8
TOUCHDOWNS	29	42
Rushing	14	15
Passing	14	22
Returns	1	5

SCORE BY PERIODS	1	2	3	4	OT	Total
TEXANS	23	87	84	61	0	255
Opponents	64	115	73	125	3	380

SCORING	TD	Ru	Pa	Rt	PAT	FG	SAF	TP
Brown	0	0	0	0	27/27	18/22	0	81
Davis	8	8	0	0	0/0	0/0	0	48
Bradford	4	0	4	0	0/0	0/0	0	24
Johnson	4	0	4	0	0/0	0/0	0	24
Mack	4	4	0	0	0/0	0/0	0	24
Miller	3	0	3	0	0/0	0/0	0	18
Carr	2	2	0	0	0/0	0/0	0	12
Gaffney	2	0	2	0	0/0	0/0	0	12
Armstrong	1	0	1	0	0/0	0/0	0	6
McCree	1	0	0*	1	0/0	0/0	0	6
TEXANS	29	14	14	1	27/27	18/22	0	255
Opponents	42	15	22	5#	40/40	28/35	2	380

* McCree 95-yd int return, vs. TENN (12/21); # D.Rogers 40-yd int return, at NO (9/14); D.Hall 73-yd punt return, vs. KC (9/21); S.Harts 39-yd int return, vs. KC (9/21); A.Dyson 51-yd int return, at TEN (10/12); S.Rolle 61-yd fumble return, vs. TENN (12/21)

RUSHING	No.	Yds	Avg	Long	TD
Davis	238	1,031	4.3	51	8
Mack	93	253	2.7	13	4
Carr	27	151	5.6	36	2
Hollings	38	102	2.7	17	0
Ragone	6	51	8.5	14	0
Banks	6	27	4.5	13	0
Wells	5	14	2.8	10	0
Gaffney	1	13	13.0	13	0
Stanley	1	12	12.0	12	0
Simmons	1	7	7.0	7	0
Johnson	5	-10	-2.0	11	0
TEXANS	421	1,651	3.9	51	14
Opponents	533	2,370	4.4	64	15

RECEIVING	No.	Yds	Avg	Long	TD
Johnson	66	976	14.8	46t	4
Davis	47	351	7.5	17	0
Miller	40	355	8.9	25	3
Gaffney	34	402	11.8	33	2
Bradford	24	460	19.2	78t	4
Mack	9	55	6.1	10	0
Holloway	8	84	10.5	33	0
Armstrong	7	75	10.7	18	1
Norris	7	40	5.7	11	0
Hollings	2	25	12.5	19	0
Wells	2	17	8.5	12	0
Coleman	1	6	6.0	6	0
Ragone	1	-5	-5.0	-5	0
TEXANS	248	2,841	11.5	78t	14
Opponents	297	3,835	12.9	84t	22

INTERCEPTIONS	No.	Yds	Avg	Long	TD
Coleman	7	95	13.6	41	0
Wright	3	-2	-.7	0	0
McCree	1	95	95.0	95t	1
Stevens	1	12	12.0	12	0
E. Brown	1	5	5.0	5	0
Glenn	1	0	0.0	0	0
TEXANS	14	205	14.6	95t	1
Opponents	18	207	11.5	51t	3

PUNTING	No.	Yds	Avg	Net	TB	In	Lg	B
Stanley	97	4,028	41.5	36.7	3	36	58	0
TEXANS	97	4,028	41.5	36.7	3	36	58	0
Opponents	75	3,130	41.7	35.8	9	20	59	1

PUNT RETURNS	Ret	FC	Yds	Avg	Long	TD
Moses	36	7	244	6.8	40	0
Gaffney	4	1	22	5.5	15	0
TEXANS	40	8	266	6.7	40	0
Opponents	43	37	407	9.5	73t	1

KICKOFF RETURNS	No	Yds	Avg	Long	TD
Moses	58	1,355	23.4	70	0
Hollings	8	142	17.8	30	0
Norris	5	71	14.2	19	0
Davis	3	61	20.3	28	0
Vaughn	3	47	15.7	22	0
Wells	2	24	12.0	14	0
T.Martin	1	0	0.0	0	0
TEXANS	80	1,700	21.3	70	0
Opponents	53	1,149	21.7	49	0

FIELD GOALS	1-19	20-29	30-39	40-49	50+
K. Brown	1/1	3/3	8/8	5/6	1/4
TEXANS	1/1	3/3	8/8	5/6	1/4
Opponents	0/0	13/14	10/12	5/9	0/0

K. Brown: (36G, 43N, 50G, 54N, 23G, 24G, 35G)(30G)() (48G, 50N) (29G) (45G, 33G) (41G, 34G) (19G, 31G) (40G, 52N) () (38G) (49G) (36G)
Opponents: () (39G) () (29G, 20G) (33G) (39G, 30G) (31G, 29G, 22G) (23G) (40G, 40G) (29N, 44N, 23G, 20G) (21G, 38N, 32G, 37B, 28G) (49N, 35G, 42G) (35G, 41N, 28G) (36G, 23G, 26G, 41B) (41G, 26G) (39G, 43G)

PASSING	Att	Comp	Yds	Cmp%	Yds/Att	TD	TD%	Int	Int%	Long	Sack/Lost	Rating
D.Carr	295	167	2,013	56.6	6.8	9	3.1	13	4.4	78t	15/90	69.5
T.Banks	102	61	693	59.8	6.8	5	4.9	3	2.9	46t	13/57	84.3
D.Ragone	40	20	135	50.0	3.4	0	0.0	1	2.5	24	8/39	47.4
S.Mack	1	0	0	0.0	0.0	0	0.0	1	100.0	0	0/0	0.0
J.Gaffney	1	0	0	0.0	0.0	0	0.0	0	0.0	0	0/0	39.6
TEXANS	439	248	2,841	56.5	6.5	14	3.2	18	4.1	78t	36/186	69.7
Opponents	502	297	3,835	59.2	7.6	22	4.4	14	2.8	84t	19/123	86.2

2003 FINAL STATISTICS (5-11)

DEFENSIVE STATISTICS

Based on Coaches Film Review

TACKLES	Solo	Asst	Total	Sk Yds	QB Press	INT- Yards	Pass Def.	Forced Fumbles	Fumble Recoveries
Sharper, Jamie	117	78	195	4.0-19	3	0-0	2	3	0
Foreman, Jay	107	73	180	2.0-3	3	0-0	2	1	2
Brown, Eric	74	46	120	0.5-6	0	1-5	2	3	0
Deloach, Jerry	43	66	109	0.0-0	9	0-0	2	0	0
Martin, Steve	46	46	92	1.0-6	13	0-0	3	0	0
Wong, Kailee	51	35	86	3.0-14	26	0-0	4	1	0
Coleman, Marcus	55	22	77	0.0-0	1	7-95	23	1	0
Sears, Corey	30	45	75	1.0-10	7	0-0	0	0	1
McCree, Marlon	31	28	59	0.0-0	0	1-95	3	0	0
Wright, Kenny	38	15	53	1.0-9	1	3--2	14	0	0
Ioane, Junior	21	31	52	0.5-2	9	0-0	0	0	0
Stevens, Matt	25	14	39	0.0-0	0	1-12	3	0	1
Foley, Steve	21	9	30	1.0-9	4	0-0	1	0	0
Glenn, Aaron	23	6	29	0.0-0	0	1-0	16	0	0
Clemons, Charlie	17	11	28	1.0-8	11	0-0	3	0	2
Peek, Antwan	20	8	28	1.0-12	5	0-0	3	0	0
Simmons, Jason	16	7	23	0.0-0	1	0-0	4	0	0
Walker, Gary	13	9	22	0.0-0	10	0-0	1	0	0
Martin, Terrance	6	11	17	0.0-0	2	0-0	0	0	0
Payne, Seth	6	5	11	1.0-7	1	0-0	0	0	0
Faggins, Demarcus	6	5	11	0.0-0	0	0-0	12	0	0
Orr, Shantee	6	3	9	2.0-18	3	0-0	0	0	1
Vaughn, Darrick	7	0	7	0.0-0	0	0-0	2	0	0
Slechta, Jeremy	2	4	6	0.0-0	0	0-0	0	0	0
Bell, Jason	1	0	1	0.0-0	0	0-0	1	0	0
Evans, Troy	1	0	1	0.0-0	0	0-0	0	0	0
Walker, Ramon	1	0	1	0.0-0	0	0-0	0	0	0
TEXANS	784	577	1,361	19.0-117	109	14-205	101	9	7

SPECIAL TEAMS STATISTICS

SPECIAL TEAMS	Solo	Asst	Total	PAT	Blocks Punt	FG	Forced Fumbles	Fumble Recoveries
Walker, Ramon	13	4	17	0	1	1	0	0
Bell, Jason	10	5	15	0	0	0	0	0
Evans, Troy	11	4	15	0	0	0	1	0
Simmons, Jason	10	4	14	0	0	0	0	0
Vaughn, Darrick	11	2	13	0	0	0	0	0
Wells, Jonathan	7	6	13	0	0	0	0	0
Norris, Moran	4	4	8	0	0	0	0	0
Wright, Kenny	5	2	7	0	0	0	0	0
McClain, Jimmy	3	3	6	0	0	0	0	0
Brown, Eric	5	1	6	0	0	1	0	0
Foley, Steve	5	0	5	0	0	0	0	0
Brown, Kris	4	0	4	0	0	0	0	0
Faggins, Demarcus	4	0	4	0	0	0	0	0
McCree, Marlon	2	1	3	0	0	0	1	0
Stevens, Matt	3	0	3	0	0	0	0	0
Carroll, Travis	0	3	3	0	0	0	0	0
Pittman, Bryan	2	1	3	0	0	0	0	0
Peek, Antwan	1	1	2	0	0	0	0	0
Orr, Shantee	1	1	2	0	0	0	0	1
Davis, Domanick	1	0	1	0	0	0	0	0
Bradford, Corey	1	0	1	0	0	0	0	0
Clemons, Charlie	1	0	1	0	0	0	0	0
Coleman, Marcus	1	0	1	0	0	0	0	0
Wright, Kenny	1	0	1	0	0	0	0	0
Johnson, Andre	1	0	1	0	0	0	0	0
Murphy, Matt	0	1	1	0	0	0	0	0
Burns, Curry	0	1	1	0	0	0	0	0
TEXANS	107	44	151	0	1	2	2	1

2004 FINAL STATISTICS (7-9)

Date	W/L	Score	Opponent	Attendance
9/12	L	20-27	San Diego	70,255*
9/19	L	16-28	at Detroit	61,465
9/26	W	24-21	at Kansas City	77,433*
10/3	W	30-17	Oakland	70,741*
10/10	L	28-34 OT	Minnesota	70,718*
10/17	W	20-10	at Tennessee	68,932*
10/31	W	20-6	Jacksonville	70,502*
11/7	L	13-31	at Denver	74,292*
11/14	L	14-49	at Indianapolis	56,511*
11/21	L	13-16	Green Bay	70,769*
11/28	W	31-21	Tennessee	70,721*
12/5	L	7-29	at N.Y. Jets	77,875
12/12	L	14-23	Indianapolis	70,762*
12/19	W	24-5	at Chicago	62,122*
12/26	W	21-0	at Jacksonville	66,227
1/2/05	L	22-14	Cleveland	70,724*

*Sellouts

TEAM STATISTICS	TEXANS	Opponents
TOTAL FIRST DOWNS	300	304
Rushing	103	89
Passing	174	194
Penalty	23	21
3rd Down: Made/Att	81/211	89/205
3rd Down Pct.	38.4	43.4
4th Down: Made/Att	13/21	1/6
4th Down Pct.	61.9	16.7
POSSESSION AVG.	29:59	30:01
TOTAL NET YARDS	5,128	5,458
Avg. Per Game	320.5	341.1
Total Plays	1,001	971
Avg. Per Play	5.1	5.6
NET YARDS RUSHING	1,882	1,843
Avg. Per Game	117.6	115.2
Total Rushes	481	417
NET YARDS PASSING	3,246	3,615
Avg. Per Game	202.9	225.9
Sacked/Yards Lost	49/301	24/161
Gross Yards	3,547	3,776
Att./Completions	471/286	530/344
Completion Pct.	60.7	64.9
Had Intercepted	14	22
PUNTS/AVERAGE	73/41.2	69/41.7
NET PUNTING AVG.	73/35.7	69/36.4
PENALTIES/YARDS	106/928	123/979
FUMBLES/BALL LOST	22/11	22/8
TOUCHDOWNS	37	39
Rushing	16	4
Passing	16	32
Returns	5	3

SCORE BY PERIODS	1	2	3	4	OT	Total
TEXANS	33	101	60	115	0	309
Opponents	65	105	85	82	6	339

SCORING	TD	Ru	Pa	Rt	PAT	FG	SAF	TP
Brown	0	0	0	0	34/34	17/24	0	85
Davis	14	13	1	0	0/0	0/0	0	84
Johnson	6	0	6	0	0/0	0/0	0	36
Wells	5	3	2	0	0/0	0/0	0	32
Bradford	3	0	3	0	0/0	0/0	0	18
Gaffney	2	0	2	0	0/0	0/0	0	12
Anderson-d	1	0	0	1	0/0	0/0	0	6
Armstrong	1	0	1	0	0/0	0/0	0	6
Coleman-a	1	0	0	1	0/0	0/0	0	6
Faggins-c	1	0	0	1	0/0	0/0	0	6
Miller	1	0	1	0	0/0	0/0	0	6
Peek-e	1	0	0	1	0/0	0/0	0	6
Sharper-b	1	0	0	1	0/0	0/0	0	6
TEXANS	37	16	16	5	32/32	17/24	0	309
Opponents	39	4	32	3*	37/37	22/29	1	339

a-M. Coleman 102-yd interception return, at KC (9/26); b-J. Sharper 16-yd fumble return, vs. OAK (10/3); c-D. Faggins 43-yd interception return, vs. JAX (10/31); d-C. Anderson 60-yd fumble return, at CHI (12/19); e-A. Peek 66-yd fumble return, at JAX (12/26/04); *E. Drummond 99-yd kickoff return, at DET (9/19); *B. Sanders 37-yd fumble return, at IND (11/14); *V. Hutchins 77-yd interception return, at IND (11/14)

RUSHING	No.	Yds	Avg	Long	TD
Davis	302	1,188	3.9	44	13
Carr	73	299	4.1	24	0
Wells	82	299	3.6	14	3
Hollings	11	47	4.3	13	0
Gaffney	4	30	7.5	10	0
Johnson	4	12	3.0	14	0
Stanley	1	5	5.0	5	0
Baxter	2	1	0.5	1	0
Simmons	1	1	1.0	1	0
Norris	1	0	0.0	0	0

TEXANS	481	1,882	3.9	44	16
Opponents	417	1,843	4.4	55t	4

RECEIVING	No.	Yds	Avg	Long	TD
Johnson	79	1,142	14.5	54t	6
Davis	68	588	8.6	38	1
Gaffney	41	632	15.4	69	2
Armstrong	29	415	14.3	44	1
Bradford	27	399	14.8	47	3
Miller	17	178	10.5	27	1
Wells	11	79	7.2	28	2
Hollings	5	46	9.2	27	0
Bruener	4	52	13.0	27	0
Norris	4	13	3.3	7	0
Baxter	1	3	3.0	3	0

TEXANS	286	3,547	12.4	69	16
Opponents	344	3,776	11.0	80t	32

INTERCEPTIONS	No.	Yds	Avg	Long	TD
Robinson	6	146	24.3	61	0
Glenn	5	40	8.0	23	0
Faggins	3	47	15.7	43t	1
Wong	3	0	0.0	0	0
Coleman	2	116	58.0	102t	1
McCree	1	24	24.0	24	0
Peek	1	20	20.0	20	0
Simmons	1	0	0.0	0	0

TEXANS	22	393	17.9	102t	2
Opponents	14	157	11.2	77t	1

PUNTING	No.	Yds	Avg	Net	TB	In	Lg	B
Stanley	73	3,009	41.2	35.7	7	19	57	0
TEXANS	73	3,009	41.2	35.7	7	19	57	0
Opponents	69	2,880	41.7	36.4	2	24	64	1

PUNT RETURNS	Ret	FC	Yds	Avg	Long	TD
Moses	36	13	309	8.6	27	0
Glenn	4	0	22	5.5	18	0
Robinson	0	0	-2	---	-2	0
TEXANS	40	13	329	8.2	27	0
Opponents	30	24	265	8.8	46	0

KICKOFF RETURNS	No	Yds	Avg	Long	TD
Moses	59	1,303	22.1	49	0
Gaffney	2	31	15.5	27	0
Norris	2	25	12.5	15	0
Washington	2	27	13.5	16	0
Wells	2	27	13.5	18	0
Hollings	1	23	23.0	23	0
Starling	1	14	14.0	14	0
TEXANS	69	1,450	21.0	49	0
Opponents	60	1,386	23.1	99t	1

FIELD GOALS	1-19	20-29	30-39	40-49	50+
K. Brown	0/0	7/7	3/5	6/9	1/3
TEXANS	0/0	7/7	3/5	6/9	1/3
Opponents	0/0	7/7	3/7	10/13	2/2

K. Brown: (37G,20G) (34G) (28G,49G,49G) (46G,57N, 21G,44G) () (21G,50G) (38G,21G) (37N) (55N) (40N, 46G,40G) (29G,41B) () () (42N,20G) (34B) ()
Opponents: (48G,29G) (47N) () () (35N,50G) () () (40G) (44G,49N,36G) (52G) (39N) (49N,23G,39G,46G) () (41G,26G,25G) (30G,43G,44G) (39N,43G) (31N) (45G, 22G, 29G, 45G, 22G)

PASSING	Att	Comp	Yds	Cmp%	Yds/Att	TD	TD%	Int	Int%	Long	Sack/Lost	Rating
D.Carr	466	285	3,531	61.2	7.6	16	3.4	14	3.0	69	49/301	83.5
T.Banks	2	1	16	50.0	8.0	0	0.0	0	0.0	16	0/0	77.1
J.Gaffney	3	0	0	0.0	0.0	0	0.0	0	0.0	0	0/0	39.6
TEXANS	471	286	3,547	60.7	7.5	16	3.4	14	3.0	69	49/301	83.0
Opponents	530	344	3,776	64.9	7.1	32	6.0	22	4.2	80t	24/161	88.7

2004 FINAL STATISTICS (7-9)

DEFENSIVE STATISTICS

Based on Coaches Film Review

TACKLES	Solo	Asst	Total	Sk Yds	QB Press	INT- Yards	Pass Def.	Forced Fumbles	Fumble Recoveries
Sharper, Jamie	113	64	177	2.0-19	19	0-0	5	3	1
Foreman, Jay	67	35	102	0.0-0	2	0-0	0	0	1
Smith, Robaire	38	62	100	3.0-21	22	0-0	6	0	0
Wong, Kailee	65	30	95	5.5-29	39	3-0	2	1	1
Robinson, Dunta	65	20	85	3.0-26	4	6-146	19	3	0
Coleman, Marcus	49	31	80	0-0	0	2-116	8	0	0
Payne, Seth	34	44	78	2.0-16	12	0-0	0	0	0
Walker, Gary	25	52	77	0.5-4	36	0-0	1	1	0
Babin, Jason	51	25	76	4.0-19	45	0-0	1	0	2
Earl, Glenn	32	34	66	0.0-0	0	0-0	1	0	0
Glenn, Aaron	49	10	59	0.0-0	0	5-40	11	0	0
DeLoach, Jerry	19	30	49	0.0-0	2	0-0	1	0	0
Simmons, Jason	35	11	46	0.0-0	2	1-0	0	1	0
Polk, DaShon	26	19	45	1.0-1	0	0-0	0	0	1
Faggins, Demarcus	31	6	37	0.0-0	0	3-47	9	0	0
McCree, Marlon	25	4	29	0.0-0	0	1-24	2	0	0
Sears, Corey	5	11	16	0.0-0	5	0-0	2	0	0
Peek, Antwan	10	2	12	2.0-16	7	1-20	0	1	1
Wright, Kenny	7	1	8	1.0-10	0	0-0	0	0	0
Brown, Eric	3	2	5	0.0-0	0	0-0	0	0	0
Ioane, Junior	0	3	3	0.0-0	1	0-0	0	0	0
Anderson, Charlie	1	0	1	0.0-0	1	0-0	0	0	1
TEXANS	750	496	1,246	24.0-161	197	22-393	68	10	8

SPECIAL TEAMS STATISTICS

SPECIAL TEAMS	Solo	Asst	Total	PAT	Blocks Punt	FG	Forced Fumbles	Fumble Recoveries
Peek, Antwan	10	8	18	0	1	0	0	0
Evans, Troy	8	8	16	0	0	0	0	0
Anderson, Charlie	9	4	13	0	0	0	0	0
Wells, Jonathan	7	5	12	0	0	0	0	0
Brown, Eric	8	1	9	0	0	0	0	0
McCree, Marlon	7	2	9	0	0	0	0	0
Polk, DaShon	8	1	9	0	0	0	0	0
Faggins, Demarcus	6	1	7	0	0	0	0	0
Norris, Moran	4	3	7	0	0	0	0	0
Bell, Jason	5	1	6	0	0	0	0	0
Wright, Kenny	4	1	5	0	0	0	0	0
Starling, Kendrick	4	0	4	0	0	0	0	0
Baxter, Jarrod	3	0	3	0	0	0	0	0
Simmons, Jason	3	0	3	0	0	0	0	0
Bradford, Corey	2	0	2	0	0	0	0	0
Brown, Kris	2	0	2	0	0	0	0	0
Hollings, Tony	1	1	2	0	0	0	0	0
Monk, Qunicy	2	0	2	0	0	0	0	0
Pittman, Bryan	1	1	2	0	0	0	0	0
Babin, Jason	0	1	1	0	0	0	0	0
Earl, Glenn	1	0	1	0	0	0	0	0
Johnson, Andre	1	0	1	0	0	0	0	0
Orr, Shantee	1	0	1	0	0	0	0	0
Pitts, Chester	1	0	1	0	0	0	0	0
TEXANS	98	38	136	0	1	0	0	0

2005 FINAL STATISTICS (2-14)

Date	W/L	Score	Opponent	Attendance
9/11	L	7-22	at Buffalo	71,781*
9/18	L	7-27	Pittsburgh	70,742*
10/2	L	10-16	at Cincinnati	65,714*
10/9	L	20-34	Tennessee	70,430*
10/16	L	10-42	at Seattle	66,196*
10/23	L	20-38	Indianapolis	70,621*
10/30	W	19-16	Cleveland	70,064*
11/6	L	14-21	at Jacksonville	64,613
11/13	L	17-31	at Indianapolis	57,209*
11/20	L	17-45	Kansas City	70,481*
11/27	L	27-33 OT	St. Louis	70,010*
12/4	L	15-16	at Baltimore	69,909*
12/11	L	10-13	at Tennessee	69,149*
12/18	W	30-19	Arizona	70,024*
12/24	L	20-38	Jacksonville	70,025*
1/1/06	L	17-20 OT	at San Francisco	67,970*

*Sellouts

TEAM STATISTICS	TEXANS	Opponents
TOTAL FIRST DOWNS	243	348
Rushing	89	123
Passing	142	188
Penalty	12	37
3rd Down: Made/Att	75/219	75/196
3rd Down Pct.	34.2%	38.3%
4th Down: Made/Att	8/17	13/20
4th Down Pct.	47.1%	65.0%
TIME OF POSSESSION	28:10	31:50
TOTAL NET YARDS	4,053	5,824
Avg. Per Game	253.3	364.0
Total Plays	954	1,012
Avg. Per Play	4.2	5.8
NET YARDS RUSHING	1,816	2,303
Avg. Per Game	113.5	143.9
Total Rushes	437	506
NET YARDS PASSING	2,237	3,521
Avg. Per Game	139.8	220.1
Sacked/Yards Lost	68/424	37/206
Gross Yards	2,661	3,727
Attempts/Completions	449/270	469/304
Completion Pct.	60.1%	64.8%
Had Intercepted	13	7
PUNTS / AVERAGE	77/38.8	63/40.1
NET PUNTING AVG.	35.7	34.4
PENALTIES / YARDS	106/854	105/846
FUMBLES / BALL LOST	30/11	24/9
TOUCHDOWNS	26	50
Rushing	9	21
Passing	15	24
Returns	2	5

SCORE BY PERIODS	1	2	3	4	OT	Total
TEXANS	40	111	64	45	0	260
Opponents	84	115	83	140	9	431

SCORING	TD	Ru	Pa	Rt	PAT	FG	SAF	TP
Brown	0	0	0	0	24/24	26/34	0	102
Davis	6	2	4	0	0/0	0/0	0	36
Bradford	5	0	5	0	0/0	0/0	1	32
Wells	4	4	0	0	0/0	0/0	0	24
Mathis	3	0	1	2a	0/0	0/0	0	18
Morency	2	2	0	0	0/0	0/0	0	12
Johnson	2	0	2	0	0/0	0/0	0	12
Gaffney	2	0	2	0	0/0	0/0	0	12
Norris	1	0	1	0	0/0	0/0	0	6
Carr	1	1	0	0	0/0	0/0	0	6
TEXANS	26	9	15	2	24/24	26/34	1	260
Opponents	50	21	24	5#	47/47	28/32	0	431

a-89-yd. KO return, vs. Ind. (10/24/05); 99-yd. KO return, vs. K.C. (11/20/05); #-M. Reagor 39-yd. FUM return, vs. Ind.(10/24/05); E. Warfield 57-yd. INT return, vs. K.C. (11/20/05); A. Thomas 20-yd. INT return, at Bal. (12/4/05); A. Jones 52-yd. PUNT return, at Tenn. (12/11/05); M. Adams 40-yd. INT return, at SF (1/1/06)

RUSHING	No.	Yds	Avg	Long	TD
Davis	230	976	4.2	44	2
Wells	90	325	3.6	14t	4
Carr	56	308	5.5	20	1
Morency	46	184	4.0	25t	2
Gaffney	4	13	3.3	10	0
Johnson	6	10	1.7	5	0
Brown	1	4	4.0	4	0
Stanley	1	0	0.0	0	0
Banks	2	-2	-1.0	-1	0
Bradford	1	-2	-2.0	-2	0
TEXANS	437	1,816	4.2	44	9
Opponents	506	2,303	4.6	49	21

RECEIVING	No.	Yds	Avg	Long	TD
Johnson	63	688	10.9	53t	2
Gaffney	55	492	8.9	29	2
Davis	39	337	8.6	33	4
Bradford	34	436	12.8	50t	5
Rivers	24	168	7.0	20	0
Wells	22	179	8.1	20	0
Morency	10	87	8.7	16	0
Armstrong	9	115	12.8	28	0
Mathis	5	65	13.0	34t	1
Morgan	4	42	10.5	14	0
Murphy	2	26	13.0	14	0
Bruener	2	22	11.0	19	0
Norris	1	4	4.0	4t	1
TEXANS	270	2,661	9.9	53t	15
Opponents	304	3,727	12.3	56t	24

INTERCEPTIONS	No.	Yds	Avg	Long	TD
Earl	2	2	1.0	2	0
Sanders	1	29	29.0	29	0
Coleman	1	6	6.0	6	0
Brown	1	5	5.0	5	0
Evans	1	3	3.0	3	0
Robinson	1	1	1.0	1	0
TEXANS	7	46	6.6	29	0
Opponents	13	225	17.3	57t	3

PUNTING	No.	Yds	Avg	Net	TB	In	Lg	B
C.Stanley	77	2,990	38.8	35.7	1	29	61	0
TEXANS	77	2,990	38.8	35.7	1	29	61	0
Opponents	62	2,528	40.1	34.4	7	17	59	1

PUNT RETURNS	Ret	FC	Yds	Avg	Long	TD
Buchanan	12	6	101	8.4	37	0
Mathis	12	0	68	5.7	19	0
Morgan	3	0	30	10.0	23	0
Davis	3	1	24	8.0	21	0
TEXANS	30	7	223	7.4	37	0
Opponents	33	27	219	6.6	52t	1

KICKOFF RETURNS	No	Yds	Avg	Long	TD
Mathis	54	1,542	28.6	99t	2
Morency	20	437	21.9	31	0
Wells	5	106	21.2	40	0
Hollings	2	46	23.0	28	0
Davis	1	29	29.0	29	0
Bruener	1	11	11.0	11	0
Norris	1	2	2.0	2	0
TEXANS	84	2,173	25.9	99t	2
Opponents	55	1,194	21.7	71	0

FIELD GOALS	1-19	20-29	30-39	40-49	50+
Brown	0/0	9/9	12/17	4/6	1/2
TEXANS	0/0	9/9	12/17	4/6	1/2
Opponents	0/0	9/9	11/11	7/10	1/2

K. Brown: (37G,20G) (34G) (28G,49G,49G) (46G,57N, 21G,44G) () (21G,50G) (38G,21G) (37N) (55N) (40N, 46G,40G) (29G,41B) () () (42N,20G) (34B) 0
Opponents: (48G,29G) (47N) () (35N,50G) () (40G) (44G,49N,36G) (52G) (39N) (49N,23G,39G,46G) () (41G,26G,25G) (30G,43G,44G) (39N,43G) (31N) (45G, 22G, 29G, 45G, 22G)

PASSING	Att	Comp	Yds	Cmp%	Yds/Att	TD	TD%	Int	Int%	Long	Sack/Lost	Rating
D.Carr	423	256	2,488	60.5	5.9	14	3.3	11	2.6	53t	68/424	77.2
T.Banks	25	14	173	56.0	6.9	1	4.0	2	8.0	31	0/0	57.6
D.Williams	1	0	0	0.0	0	0	0.0	0	0.0	0	0/0	39.6
TEXANS	449	270	2,661	60.1	5.9	15	3.3	13	2.9	53t	68/424	76.0
Opponents	469	304	3,727	64.8	7.9	24	5.1	7	1.5	56t	37/206	100.0

2005 FINAL STATISTICS (2-14)

DEFENSIVE STATISTICS

Based on Coaches Film Review

TACKLES	Solo	Asst	Total	Sk Yds	QB Press	INT- Yards	Pass Def.	Forced Fumbles	Fumble Recoveries
Greenwood, Morlon	87	57	144	2.0-8	6	0-0	4	1	2
Polk, DaShon	75	60	135	3.5-13	6	0-0	1	3	0
Brown, C.C.	61	41	102	0.0-0	1	1-5	4	1	0
Smith, Robaire	60	42	102	1.5-8	10	0-0	3	1	1
Payne, Seth	48	50	98	4.0-18	6	0-0	1	1	0
Robinson, Dunta	69	24	93	1.0-0	1	1-1	21	3	0
Coleman, Marcus	41	25	66	0.0-0	0	1-6	3	0	0
Peek, Antwan	37	20	57	6.0-32	23	0-0	2	2	2
Faggins, Demarcus	37	16	53	0.0-0	0	0-0	14	0	0
Earl, Glenn	26	25	51	0.0-0	3	2-2	7	0	0
Orr, Shantee	34	13	47	7.0-40	14	0-0	1	3	0
Babin, Jason	31	14	45	4.0-27	17	0-0	1	2	0
Walker, Gary	28	17	45	1.0-13	8	0-0	3	2	0
Wong, Kailee	24	21	45	1.0-3	2	0-0	1	0	0
Johnson, Travis	20	24	44	1.0-4	2	0-0	0	0	0
Deloach, Jerry	12	18	30	1.0-7	0	0-0	0	0	0
Buchanon, Phillip	22	7	29	0.0-0	0	0-0	4	0	0
Simmons, Jason	18	11	29	1.0-6	0	0-0	1	1	1
Ioane, Junior	13	14	27	0.0-0	0	0-0	0	1	0
Evans, Troy	16	10	26	0.0-0	1	1-3	1	0	0
Sanders, Lewis	18	4	22	0.0-0	1	1-29	4	1	0
Malone, Alfred	4	7	11	1.0-2	0	0-0	1	0	0
Anderson, Charlie	6	3	9	1.0-14	1	0-0	1	1	0
Bell, Jason	4	0	4	0.0-0	0	0-0	3	1	0
McKenzie, Chris	3	1	4	1.0-10	0	0-0	1	0	0
TEXANS	794	524	1,318	37.0-205	102	7-46	82	24	6

SPECIAL TEAMS STATISTICS

SPECIAL TEAMS	Solo	Asst	Total	PAT	Blocks Punt	FG	Forced Fumbles	Fumble Recoveries
Walker, Ramon	12	6	18	0	1	0	0	1
Anderson, Charlie	11	3	14	0	0	0	0	1
Norris, Moran	7	5	12	0	0	0	1	0
Evans, Troy	8	3	11	0	0	0	0	0
Wells, Jonathan	4	6	10	0	0	0	1	0
Sanders, Lewis	8	2	10	0	0	0	0	0
Orr, Shantee	5	4	9	0	0	0	0	0
Simmons, Jason	6	2	8	0	0	0	0	0
Rivers, Marcellus	7	0	7	0	0	0	0	0
Polk, DaShon	4	1	5	0	0	0	0	0
Chamberlin, Frank	2	3	5	0	0	0	0	0
Bell, Jason	1	3	4	0	0	0	0	0
Pittman, Bryan	3	0	3	0	0	0	0	0
Faggins, Demarcus	2	1	3	0	0	0	0	0
Brown, C.C.	2	1	3	0	0	0	1	0
Anderson, Jason	1	0	1	0	0	0	0	0
Murphy, Matt	1	0	1	0	0	0	0	0
Earl, Glenn	1	0	1	0	0	0	0	0
Bradford, Corey	1	0	1	0	0	0	0	0
Stanley, Chad	1	0	1	0	0	0	0	0
Morency, Vernand	0	0	0	0	0	0	0	1
TEXANS	87	40	127	0	1	0	3	3

2006 FINAL STATISTICS (6-10)

Date	W/L	Score	Opponent	Attendance
9/10	L	10-24	Philadelphia	70,180*
9/17	L	24-43	at Indianapolis	56,614*
9/24	L	15-31	Washington	70,069*
10/1	W	17-15	Miami	70,071*
10/15	L	6-34	at Dallas	63,186*
10/22	W	27-7	Jacksonville	70,035*
10/29	L	22-28	at Tennessee	69,143*
11/5	L	10-14	at N.Y. Giants	78,485*
11/12	W	13-10	at Jacksonville	65,918*
11/19	L	21-24	Buffalo	70,125*
11/26	L	11-26	at N.Y. Jets	76,596*
12/3	W	23-14	at Oakland	46,276
12/10	L	20-26 OT	Tennessee	70,760*
12/17	L	7-40	at New England	68,756*
12/24	W	27-24	Indianapolis	70,132*
12/31	W	14-6	Cleveland	70,097*

*Sellouts

TEAM STATISTICS	TEXANS	Opponents
TOTAL FIRST DOWNS	282	312
Rushing	106	115
Passing	156	174
Penalty	20	23
3rd Down: Made / Att.	77/198	88/198
3rd Down Pct.	38.9	44.4
4th Down: Made / Att.	9/13	5/11
4th Down Pct.	69.2	45.5
TIME OF POSSESSION	29:14	30:46
TOTAL NET YARDS	4,465	5,400
Avg. Per Game	279.1	337.5
Total Plays	955	979
Avg. Per Play	4.7	5.5
NET YARDS RUSHING	1,687	1,956
Avg. Per Game	105.4	122.3
Total Rushes	431	446
NET YARDS PASSING	2,778	3,444
Avg. Per Game	173.6	215.3
Sacked/Yards Lost	43/254	28/191
Gross Yards	3,042	3,635
Attempts/Completions	481/329	505/328
Completion Pct.	68.4%	65.0%
Had Intercepted	13	11
PUNTS/AVERAGE	76/41.6	65/45.4
NET PUNTING AVG.	36.7	37.6
PENALTIES/YARDS	90/761	96/792
FUMBLES/BALL LOST	28/12	16/11
TOUCHDOWNS	30	42
Rushing	13	16
Passing	14	22
Returns	3	4

SCORE BY PERIODS	1	2	3	4	OT	Total
TEXANS	55	52	59	101	0	267
Opponents	72	103	86	99	6	366

SCORING	TD	Ru	Pa	Rt	PAT	FG	SAF	TP
Brown	0	5	0	0	26/27	19/25	0	83
Dayne	5	5	0	0	0/0	0/0	1	32
Johnson	5	0	5	0	0/0	0/0	0	30
Daniels	5	0	5	0	0/0	0/0	0	30
Lundy	4	4	0	0	0/0	0/0	1	26
Carr	2	2	0	0	0/0	0/0	0	12
Bruener	2	0	2	0	0/0	0/0	0	12
Moulds	1	0	1	0	0/0	0/0	0	6
Faggins	1	0	0	1b	0/0	0/0	0	6
Leach	1	0	1	0	0/0	0/0	0	6
Maddox	1	0	0	1c	0/0	0/0	0	6
Robinson	1	0	0	1a	0/0	0/0	0	6
Gado	1	1	0	0	0/0	0/0	0	6
Taylor	1	1	0	0	0/0	0/0	0	6
TEXANS	30	13	14	3	26/27	19/25	2	267
Opponents	42	16	22	4*	39/40	25/29	0	366

a-D. Robinson 9-yd. INT return, vs. BUF; b-D. Faggins 58 yd. FUM return, at OAK; c-A. Maddox 47-yd. FUM return, vs. CLE; *-T. Brown 40-yd. FUM return, at TEN; *-A. Jones 53-yd. punt return, at TEN; *-K. Morrison 35-yd. FUM return, at OAK; *-E. Hobbs 93-yd. kickoff return, at NE

RUSHING	No.	Yds	Avg	Long	TD
Dayne	151	612	4.1	19	5
Lundy	124	476	3.8	35	4
Gado	54	217	4.0	34	1
Carr	53	195	3.7	16	2
Taylor	28	123	4.4	17	1
Cook	3	18	6.0	14	0
Johnson	3	14	4.7	18	0
Morency	5	13	2.6	12	0
Moulds	1	6	6.0	6	0
Rosenfels	4	5	1.3	7	0
Shepherd	2	5	2.5	6	0
Waller	1	3	3.0	3	0
Simmons	1	0	0.0	0	0
Stanley	1	0	0.0	0	0
TEXANS	431	1,687	3.9	35	13
Opponents	446	1,956	4.4	39t	16

RECEIVING	No.	Yds	Avg	Long	TD
Johnson	103	1,147	11.1	53	5
Moulds	57	557	9.8	29	1
Daniels	34	352	10.4	33t	5
Lundy	33	204	6.2	15	0
Cook	18	107	5.9	15	0
Waller	17	160	9.4	15	0
Gado	16	80	5.0	19	0
Dayne	14	77	5.5	13	0
Putzier	13	125	9.6	26	0
Bruener	9	62	6.9	25	2
Leach	6	61	10.2	19	1
Taylor	3	40	13.3	24	0
Shepherd	3	22	7.3	8	0
Anderson	1	27	27.0	27	0
Morency	1	6	6.0	6	0
Lewis	1	5	5.0	5	0
TEXANS	329	3,032	9.2	53	14
Opponents	328	3,635	11.1	83t	22

INTERCEPTIONS	No.	Yds	Avg	Long	TD
Robinson	2	9	4.5	9t	1
Faggins	2	0	0.0	0	0
Weaver	1	21	21.0	21	0
McCleon	1	19	19.0	19	0
Ryan	1	16	16.0	16	0
Simmons	1	11	11.0	11	0
Earl	1	2	2.0	2	0
Brown	1	0	0.0	0	0
Greenwood	1	0	0.0	0	0
TEXANS	11	78	7.1	21	1
Opponents	13	174	13.4	41	0

PUNTING	No.	Yds	Avg	Net	TB	In	Lg	B
Stanley	76	3,161	41.6	36.7	5	15	62	0
TEXANS	76	3,161	41.6	36.7	5	15	62	0
Opponents	65	2,949	45.4	37.6	13	25	75	0

PUNT RETURNS	Ret	FC	Yds	Avg	Long	TD
Wynn	12	9	139	11.6	58	0
Buchanan	8	2	79	9.9	45	0
Shepherd	3	2	24	8.0	14	0
Lewis	0	2	0	0	0	0
TEXANS	23	15	242	10.5	58	0
Opponents	36	24	275	7.6	53t	1

KICKOFF RETURNS	No.	Yds	Avg	Long	TD
Wynn	30	670	22.3	38	0
Shepherd	17	395	23.2	42	0
Mathis	7	192	27.4	87	0
Buchanan	5	106	21.2	28	0
Lundy	4	67	16.8	23	0
Anderson	3	90	30.0	38	0
Lewis	1	27	27.0	27	0
Alexander	1	18	18.0	18	0
Johnson	1	17	17.0	17	0
Bruener	1	8	8.0	8	0
Cook	1	2	2.0	2	0
Wong	0	17	0	17	0
TEXANS	71	1,609	22.7	87	0
Opponents	52	1,215	23.4	93t	1

FIELD GOALS	1-19	20-29	30-39	40-49	50+
K. Brown	1/1	4/4	3/5	11/13	0/2
TEXANS	1/1	4/4	3/5	11/13	0/2
Opponents	0/0	6/7	9/10	8/9	2/3

FIELD GOALS
K. Brown: (36G, 43N, 50G, 54N, 23G, 24G, 35G)(30G)() () () (45G, 33G) (41G, 34G) (19G, 31G) (40G, 52N) () (38G) (49G) (36G)
Opponents: () (39G) () (29G, 20G) (33G) (39G, 30G) (31G, 29G, 22G) (23G) (40G, 40G) (29N, 44N, 23G, 20G) (21G, 38N, 32G, 37B, 28G)

PASSING	Att	Comp	Yds	Cmp%	Yds/Att	TD	TD%	Int	Int%	Long	Sack/Lost	Rating
D.Carr	442	302	2,767	68.3	6.3	11	2.5	12	2.7	53	41/240	82.1
S.Rosenfels	39	27	265	69.2	6.8	3	7.7	1	2.6	28	1/5	103.0
W.Lundy	0	0	0	0.0	0.0	0	0.0	0	0.0	0	1/9	0.0
TEXANS	481	329	3,032	68.4	6.3	14	2.9	13	2.7	53	43/254	83.8
Opponents	505	328	3,635	65.0	7.2	22	4.4	11	2.2	83t	28/191	91.7

2006 FINAL STATISTICS (6-10)

DEFENSIVE STATISTICS

TACKLES	Solo	Asst	Total	Sk Yds	QB Press	INT- Yards	Pass Def.	Forced Fumbles	Fumble Recoveries
D.Ryans	126	30	156	3.5-30.5	9	1 (16)	8	1	1
M.Greenwood	84	26	110	1.0-0	1	1 (0)	4	2	3
D.Robinson	70	13	83	0.0-0	1	2 (9)	14	1	0
C.Brown	65	10	75	1.0-10.0	3	1 (0)	7	1	1
G.Earl	57	13	70	2.0-22.0	2	1 (2)	5	1	0
M.Williams	35	12	47	4.5-20.5	5	0-0	4	1	1
J.Simmons	30	8	38	0.0-0	0	1 (11)	2	0	0
L.Sanders	29	8	37	0.0-0	0	0-0	6	0	0
A.Maddox	24	13	37	2.0-9.0	1	0-0	0	0	0
A.Weaver	26	9	35	1.0-3.0	4	1 (21)	7	0	1
D.Faggins	27	3	30	1.0-2.0	1	2 (0)	12	1	2
D.McCleon	21	7	28	0.0-0	0	1 (19)	2	2	1
S.Orr	23	4	27	1.5-7.5	2	0-0	1	0	1
J.Babin	19	6	25	5.0-39.0	7	0-0	0	0	0
N.Kalu	16	5	21	2.0-21.0	7	0-0	1	0	0
Th.Johnson	15	4	19	0.0-0	3	0-0	0	0	0
A.PEEK	9	5	14	1.0-9.0	2	0-0	0	2	0
S.Payne	10	2	12	1.0-5.0	1	0-0	0	1	0
K.Wong	9	3	12	0.0-0	0	0-0	0	0	0
Tr.Johnson	8	3	11	0.0-0	0	0-0	1	0	0
G.Scott	7	4	11	0.0-0	0	0-0	0	0	0
L.Dalton	8	2	10	1.0-2.0	1	0-0	0	0	0
D.Wynn	4	2	6	0.0-0	0	0-0	0	0	0
C.Anderson	3	2	5	0.0-0	0	0-0	1	0	0
C.Killings	2	3	5	0.0-0	0	0-0	0	0	0
V.Hutchins	2	1	3	0.0-0	0	0-0	0	0	0
P.Buchanon	2	0	2	0.0-0	0	0-0	1	0	0
E.Cochran	2	0	2	0.0-0	0	0-0	0	0	0
A.Malone	1	1	2	0.5-2.5	0	0-0	0	0	0
D.Johnson	1	0	1	0.0-0	0	0-0	0	0	0
D.Polk	1	0	1	0.0-0	0	0-0	0	0	0
T.Evans	0	1	1	0.0-0	0	0-0	0	0	0
TEXANS	736	200	936	28.0-183.0	50	11 (43)	76	13	11

SPECIAL TEAMS STATISTICS

SPECIAL TEAMS	Solo	Asst	Total	PAT	Blocks Punt	FG	Forced Fumbles	Fumble Recoveries
T.Evans	11	2	13	0	0	0	0	0
C.Anderson	10	1	11	0	0	0	0	0
D.Polk	6	4	10	0	0	0	0	0
J.Simmons	9	0	9	0	0	0	0	0
K.Walter	8	0	8	0	0	0	0	0
L.Sanders	6	0	6	0	0	0	0	0
S.Orr	5	0	5	0	0	0	0	0
G.Earl	4	1	5	0	0	0	0	0
J.Cook	4	1	5	0	0	0	0	0
C.Taylor	3	0	3	0	0	0	0	0
B.Pittman	2	1	3	0	0	0	0	0
C.Brown	2	0	2	0	0	0	0	0
D.Anderson	2	0	2	0	0	0	0	0
D.Wynn	2	0	2	0	0	0	0	0
V.Leach	2	0	2	0	0	0	0	0
A.PEEK	2	0	2	0	0	0	0	0
V.Hutchins	2	0	2	0	0	0	0	0
O.Daniels	1	0	1	0	0	0	0	0
D.McCleon	1	0	1	0	0	0	0	0
G.Scott	1	0	1	0	0	0	0	0
O.Daniels	1	0	1	0	0	0	0	0
R.Alexander	1	0	1	0	0	0	0	0
S.Rosenfels	1	0	1	0	0	0	0	0
M.Stone	0	1	1	0	0	0	0	0
J.Babin	0	1	1	0	0	0	0	0
K.Garrett	0	1	1	0	0	0	0	0
S.Payne	0	0	0	1	0	0	0	0
TEXANS	86	13	99	1	0	0	0	0

2007 FINAL STATISTICS (8-8)

Date	W/L	Score	Opponent	Attendance
9/9	W	20-3	Kansas City	70,080*
9/16	W	34-21	at Carolina	73,665*
9/23	L	24-30	Indianapolis	70,765*
9/30	L	16-26	at Atlanta	69,312*
10/7	W	22-19	Miami	70,156*
10/14	L	17-37	at Jacksonville	63,715
10/21	L	36-38	Tennessee	70,734*
10/28	L	10-35	at San Diego	60,439*
11/4	W	24-17	at Oakland	49,603
11/18	W	23-10	New Orleans	70,780*
11/25	L	17-27	at Cleveland	72,730*
12/2	L	20-28	at Tennessee	69,143*
12/9	W	28-14	Tampa Bay	70,237*
12/13	W	31-13	Denver	70,747*
12/23	L	15-38	at Indianapolis	57,262*
12/30	W	42-28	Jacksonville	70,660*

*Sellouts

TEAM STATISTICS	TEXANS	Opponents
TOTAL FIRST DOWNS	295	325
Rushing	96	107
Passing	190	197
Penalty	9	21
3rd Down: Made/Att	86/193	83/198
3rd Down Pct.	44.6%	41.9%
4th Down: Made/Att	11/15	8/16
4th Down Pct.	73.3%	50.0%
Possession Avg.	29:41	30:19
TOTAL NET YARDS	5,337	5,507
Avg. Per Game	333.6	344.2
Total Plays	968	994
Avg. Per Play	5.5	5.5
NET YARDS RUSHING	1,586	1,825
Avg. Per Game	99.1	114.1
Total Rushes	417	417
NET YARDS PASSING	3,751	3,682
Avg. Per Game	234.4	230.1
Sacked/Yards Lost	22/174	31/196
Gross Yards	3,925	3,878
Attempts/Completions	529/346	546/361
Completion Pct.	65.4%	66.1%
Had Intercepted	21	11
PUNTS/AVERAGE	55/41.7	59/43.0
NET PUNTING AVG.	37.9	37.1
PENALTIES/YARDS	82/636	81/614
FUMBLES/BALL LOST	26/17	24/14
TOUCHDOWNS	43	43
Rushing	12	15
Passing	24	25
Returns	7	3

SCORE BY PERIODS	1	2	3	4	OT	Total
TEXANS	87	92	61	139	0	379
Opponents	81	132	90	81	0	384

SCORING	TD	Ru	Pa	Rt	PAT	FG	SAF	TP
Brown	0	0	0	0	40/40	25/29	0	115
Johnson	8	0	8	0	0/0	0/0	0	48
Davis	6	0	3	3e,f	0/0	0/0	1	38
Dayne	6	6	0	0	0/0	0/0	0	36
Walter	5	0	4	1b	0/0	0/0	0	30
Daniels	3	0	3	0	0/0	0/0	0	18
Leach	3	1	2	0	0/0	0/0	0	18
Green	2	2	0	0	0/0	0/0	0	12
Dreesen	2	0	2	0	0/0	0/0	0	12
Walker	1	1	0	0	0/0	0/0	1	8
Gado	1	1	0	0	0/0	0/0	1	8
Mathis	1	0	0	1c	0/0	0/0	0	6
Rosenfels	1	1	0	0	0/0	0/0	0	6
Putzier	1	0	1	0	0/0	0/0	0	6
Anderson	1	0	1	0	0/0	0/0	0	6
Williams	1	0	0	1a	0/0	0/0	0	6
Ryans	1	0	0	1d	0/0	0/0	0	6
TEXANS	43	12	24	7	40/40	25/29	3	379
Opponents	43	15	25	3*	42/43	28/33	0	384

a-M. Williams 38-yard FUM ret. vs. KC (9/9); b-K. Walter FUM rec. in end zone at CAR (9/16); c-J. Mathis 84-yard kickoff ret. vs. IND (9/23); d-D. Ryans 26-yard FUM ret. vs. TEN (10/21); 3-A. Davis 97-yard kickoff ret. vs. TB (12/9); f-A. Davis 97-yard kickoff ret. and 104-yard kickoff ret. vs. JAX (12/31); *D. Smith 77-yard FUM ret. at JAX (10/14); *A. Cromartie FUM rec. in end zone, 70-yard INT ret. at SD (10/28)

RUSHING	No.	Yds	Avg	Long	TD
Dayne	194	773	4.0	39	6
Walker	58	264	4.6	41	1
Green	70	260	3.7	18	2
Echemandu	20	85	4.3	20	0
Schaub	17	52	3.1	12	0
Rosenfels	21	51	2.4	19	1
Gado	18	46	2.6	7	1
Walter	5	30	6.0	13	0
Cook	8	24	3.0	9	0
Leach	2	2	1.0	1t	1
Turk	1	0	0.0	0	0
Jones	3	-1	-0.3	4	0
TEXANS	417	1,586	3.8	41	12
Opponents	417	1,825	4.4	76	15

RECEIVING	No.	Yds	Avg	Long	TD
Walter	65	800	12.3	46	4
Daniels	63	768	12.2	29	3
Johnson	60	851	14.2	77t	8
Davis	33	583	17.7	53t	3
Leach	25	108	4.3	15	2
Dayne	17	112	6.6	17	0
Jones	15	149	9.9	26	0
Green	14	123	8.8	53	0
Walker	13	81	6.2	9	0
Anderson	12	131	10.9	24	1
Gado	8	59	7.4	20	0
Cook	8	40	5.0	9	0
Putzier	6	39	6.5	11	1
Dreesen	4	55	13.8	28t	2
Echemandu	2	11	5.5	7	0
Mathis	1	15	15.0	15	0
TEXANS	346	3,925	11.3	77t	24
Opponents	361	3,878	10.7	74t	25

INTERCEPTIONS	No.	Yds	Avg	Long	TD
Bennett	3	47	15.7	33	0
Robinson	2	6	3.0	10	0
Brown	1	9	9.0	9	0
Hutchins	1	8	8.0	8	0
Greenwood	1	3	3.0	3	0
Clark	1	1	1.0	1	0
Ryans	1	1	1.0	1	0
Johnson	1	0	0.0	0	0
TEXANS	11	75	6.8	33	0
Opponents	21	272	13.0	70t	1

PUNTING	No.	Yds	Avg	Net	TB	In	Lg	B
Turk	55	2,296	41.7	37.9	3	24	59	0
TEXANS	55	2,296	41.7	37.9	3	24	59	0
Opponents	59	2,535	43.0	37.1	3	24	64	0

PUNT RETURNS	Ret	FC	Yds	Avg	Long	TD
Jones	30	7	286	9.5	74	0
Wynn	2	1	1	0.5	4	0
Anderson	1	0	0	0.0	0	0
TEXANS	33	8	287	8.7	74	0
Opponents	19	17	151	7.9	22	0

KICKOFF RETURNS	No	Yds	Avg	Long	TD
Davis	32	968	30.3	104t	3
Wynn	22	523	23.8	39	0
Mathis	11	320	29.1	84t	1
Jones	4	78	19.5	23	0
Cook	2	33	16.5	21	0
Leach	2	26	13.0	14	0
Walter	1	7	7.0	7	0
Boulware	0	6	0	6	0
TEXANS	74	1,961	26.5	104t	4
Opponents	69	1,593	23.1	52	0

FIELD GOALS	1-19	20-29	30-39	40-49	50+
Brown	1/1	6/7	6/6	7/10	5/5
TEXANS	1/1	6/7	6/6	7/10	5/5
Opponents	0/0	14/14	6/7	6/8	2/4

PASSING	Att	Comp	Yds	Cmp%	Yds/Att	TD	TD%	Int	Int%	Long	Sack/Lost	Rating
M.Schaub	289	192	2,241	66.4	7.8	9	3.1	9	3.1	77t	16/126	87.2
S.Rosenfels	240	154	1,684	64.2	7.0	15	6.3	12	5.0	53t	6/48	84.8
TEXANS	529	346	3,925	65.4	7.4	24	4.5	21	4.0	77t	22/174	86.1
Opponents	546	361	3,878	66.1	7.1	25	4.6	11	2.0	74t	31/196	93.7

2007 FINAL STATISTICS (8-8)

DEFENSIVE STATISTICS

TACKLES	Solo	Asst	Total	Sk Yds	QB Press	INT- Yards	Pass Def.	Forced Fumbles	Fumble Recoveries
D.Ryans	98	29	127	2.0 (18.0)	2	1-1	7	1	3
M.Greenwood	90	28	118	1.0 (8.0)	2	1-3	4	1	0
V.Hutchins	77	16	93	0.5 (2.5)	1	1-8	6	0	0
C.Brown	64	19	83	0.0-0	0	1-9	8	2	3
M.Williams	43	16	59	14.0 (82.5)	15	0-0	1	2	1
F.Bennett	49	6	55	0.0-0	1	3-47	14	2	0
W.Demps	38	11	49	0.0-0	1	0-0	5	2	1
D.Faggins	37	6	43	0.0-0	0	0-0	4	1	1
D.Clark	34	9	43	0.0-0	1	1-1	1	0	0
A.Weaver	32	9	41	0.0-0	0	0-0	0	0	0
T.Johnson	27	14	41	0.0-0	0	1-0	5	0	0
D.Robinson	29	5	34	0.0-0	0	2-6	7	0	0
A.Okoye	23	9	32	5.5 (33.5)	8	0-0	0	1	0
E.Cochran	19	6	25	1.0 (6.0)	1	0-0	4	1	1
C.Anderson	15	9	24	2.0 (17.0)	3	0-0	1	0	0
J.Zgonina	10	7	17	0.0-0	1	0-0	0	0	0
A.Maddox	15	1	16	2.0 (14.0)	2	0-0	1	0	0
J.Fletcher	12	1	13	0.0-0	0	0-0	3	1	0
N.Kalu	8	5	13	3.0 (14.5)	7	0-0	1	0	0
M.Boulware	3	2	5	0.0-0	0	0-0	2	0	0
D.Wynn	4	1	5	0.0-0	0	0-0	4	0	0
Z.Diles	5	0	5	0.0-0	0	0-0	0	0	0
S.Orr	2	1	3	0.0-0	0	0-0	0	0	0
S.Barber	1	1	2	0.0-0	0	0-0	0	0	0
T.Bulman	2	0	2	0.0-0	1	0-0	0	0	0
J.Simmons	1	0	1	0.0-0	0	0-0	1	0	0
C.Killings	1	0	1	0.00	0	0-0	0	0	0
TEXANS	739	211	950	31.0-196.0	46	11-75	79	14	10

SPECIAL TEAMS STATISTICS

SPECIAL TEAMS	Solo	Asst	Total	PAT	Blocks Punt	FG	Forced Fumbles	Fumble Recoveries
J.Cook	12	1	13	0	0	0	0	0
J.Dreessen	9	1	10	0	0	0	0	0
Z.Diles	8	1	9	0	0	0	0	0
D.Clark	6	2	8	0	0	0	1	0
F.Bennett	5	2	7	0	0	0	0	0
C.Anderson	4	3	7	0	0	0	0	1
M.Boulware	4	2	6	1	0	0	0	0
J.Fletcher	6	0	6	0	0	0	0	0
C.Cox	6	0	6	0	0	0	0	0
S.Orr	4	1	5	0	0	0	0	0
S.Barber	3	1	4	0	0	0	0	0
V.Leach	3	1	4	0	0	0	0	0
D.Faggins	3	0	3	0	0	0	1	0
W.Demps	3	0	3	0	0	0	0	1
H.Williams	2	0	2	0	0	0	0	0
B.Pittman	2	0	2	0	0	0	0	0
K.Brown	1	0	1	0	0	0	0	0
D.Ryans	1	0	1	0	0	0	1	0
E.Cochran	1	0	1	0	0	0	0	0
D.Anderson	1	0	1	0	0	0	0	0
A.Davis	1	0	1	0	0	0	0	1
C.Brown	0	1	1	0	0	0	0	0
K.Walter	1	0	1	0	0	0	0	1
D.Wynn	1	0	1	0	0	0	0	0
D.Robinson	0	0	0	0	0	1	0	0
TEXANS	87	16	103	1	0	1	3	4

2008 FINAL STATISTICS (8-8)

Date	W/L	Score	Opponent	Attendance
9/7	L	17-38	at Pittsburgh	64,001*
9/21	L	12-31	at Tennessee	69,143*
9/28	L	27-30 OT	at Jacksonville	64,061*
10/5	L	27-31	Indianapolis	70,118*
10/12	W	29-28	Miami	70,023*
10/19	W	28-21	Detroit	70,081*
10/26	W	35-6	Cincinnati	70,112*
11/2	L	21-28	at Minnesota	62,839*
11/9	L	13-41	Baltimore	70,552*
11/16	L	27-33	at Indianapolis	66,201*
11/23	W	16-6	at Cleveland	72,077*
12/1	W	30-17	Jacksonville	70,809*
12/7	W	24-21	at Green Bay	70,245*
12/14	W	13-12	Tennessee	70,831*
12/21	L	16-27	at Oakland	43,687
12/28	W	31-24	Chicago	70,838*

*Sellouts

TEAM STATISTICS	TEXANS	Opponents
TOTAL FIRST DOWNS	340	300
Rushing	106	114
Passing	210	167
Penalty	24	19
3rd Down: Made/Att	83/197	74/188
3rd Down Pct.	42.1%	39.4%
4th Down: Made/Att	14/23	10/13
4th Down Pct.	60.9%	76.9%
POSSESSION AVG.	31:57	28:03
TOTAL NET YARDS	6,113	5,385
Avg. Per Game	382.1	336.6
Total Plays	1,019	935
Avg. Per Play	6.0	5.8
NET YARDS RUSHING	1,846	1,962
Avg. Per Game	115.4	122.6
Total Rushes	432	439
NET YARDS PASSING	4,267	3,423
Avg. Per Game	266.7	213.9
Sacked/Yards Lost	32/207	25/175
Gross Yards	4,474	3,598
Attempts/Completions	555/367	471/294
Completion Pct.	66.1%	62.4%
Had Intercepted	20	12
PUNTS/AVERAGE	53/42.3	67/44.4
NET PUNTING AVG.	35.2	37.2
PENALTIES/YARDS	80/664	81/659
FUMBLES/BALL LOST	28/12	19/10
TOUCHDOWNS	40	45
Rushing	16	18
Passing	21	24
Returns	3	3

SCORE BY PERIODS	1	2	3	4	OT	Total
TEXANS	77	109	78	102	0	366
Opponents	84	85	86	136	3	394

SCORING	TD	Ru	Pa	Rt	PAT	FG	SAF	TP
Brown	0	0	0	0	37/37	29/33	0	124
Slaton	10	9	1	0	0/0	0/0	0	60
Johnson	8	0	8	0	0/0	0/0	1	50
Walter	8	0	8	0	0/0	0/0	0	48
Green	3	3	0	0	0/0	0/0	0	18
Schaub	2	2	0	0	0/0	0/0	0	12
Daniels	2	0	2	0	0/0	0/0	0	12
Anderson	2	0	2	0	0/0	0/0	0	12
Jones	2	0	0	2a	0/0	0/0	0	12
Moats	1	1	0	0	0/0	0/0	0	6
Leach	1	1	0	0	0/0	0/0	0	6
Reeves	1	0	0	1b	0/0	0/0	0	6
TEXANS	40	16	21	3	37/37	29/33	1	366
Opponents	45	18	24	3*	43/43	25/29	2	394

a- J. Jones 70-yard punt return vs. MIA (10/12); J. Jones 73-yard punt return vs. CIN (10/26);
b- J. Reeves 44-yard INT return at MIN (11/2); *C. Finnegan 99-yard INT return at TEN (9/21); *G. Brackett 68-yard FUM return vs. IND (10/5); *J. Higgins 80-yard punt return at OAK (12/21)

RUSHING	No.	Yds	Avg	Long	TD
Slaton	268	1282	4.8	71t	9
Green	74	294	4.0	14	3
Moats	26	94	3.6	12	1
Schaub	31	68	2.2	10	2
Taylor	14	37	2.6	17	0
Rosenfels	11	37	3.4	15	0
Walter	3	23	7.7	13	0
Turk	1	18	18.0	18	0
Leach	1	1	1.0	1t	1
Sapp	2	-3	-1.5	0	0
Jones	1	-5	-5.0	-5	0
TEXANS	432	1,846	4.3	71t	16
Opponents	439	1,962	4.5	41t	18

RECEIVING	No.	Yds	Avg	Long	TD
Johnson	115	1575	13.7	65	8
Daniels	70	862	12.3	35	2
Walter	60	899	15.0	61	8
Slaton	50	377	7.5	46	1
Anderson	19	241	12.7	65	2
Davis	13	213	16.4	49	0
Leach	12	103	8.6	22	0
Dreesen	11	77	7.0	13	0
Green	11	32	2.9	8	0
Jones	3	81	27.0	45	0
Moats	3	14	4.7	5	0
TEXANS	367	4,474	12.2	65	21
Opponents	294	3,598	12.2	96t	24

INTERCEPTIONS	No.	Yds	Avg	Long	TD
Reeves	4	108	27.0	44t	1
Wilson	2	36	18.0	19	0
Bennett	2	26	13.0	23	0
Robinson	2	0	0.0	0	0
Weaver	1	8	8.0	8	0
Diles	1	0	0.0	0	0
TEXANS	12	178	14.8	44t	1
Opponents	20	221	11.1	99t	1

PUNTING	No.	Yds	Avg	Net	TB	In	Lg	B
Turk	55	2,296	41.7	37.9	3	24	59	0
TEXANS	55	2,296	41.7	37.9	3	24	59	0
Opponents	59	2,535	43.0	37.1	3	24	64	0

PUNT RETURNS	Ret	FC	Yds	Avg	Long	TD
Jones	32	17	386	12.1	73t	2
TEXANS	32	17	386	12.1	73t	2
Opponents	21	14	235	11.2	80t	1

KICKOFF RETURNS	No	Yds	Avg	Long	TD
Davis	43	993	23.1	50	0
Jones	13	280	21.5	30	0
Moats	9	212	23.6	32	0
Leach	3	34	11.3	15	0
Taylor	1	17	17.0	17	0
White	1	7	7.0	7	0
Sapp	1	7	7.0	7	0
Walter	1	0	0.0	0	0
TEXANS	72	1,550	21.5	50	0
Opponents	73	1,630	22.3	49	0

FIELD GOALS	1-19	20-29	30-39	40-49	50+
Brown	0/0	9/10	10/10	8/10	2/3
TEXANS	0/0	9/10	10/10	8/10	2/3
Opponents	0/0	3/3	11/12	7/9	4/5

PASSING	Att	Comp	Yds	Cmp%	Yds/Att	TD	TD%	Int	Int%	Long	Sack/Lost	Rating
M.Schaub	380	251	3,043	66.1	8.0	15	3.9	10	2.6	65	23/149	92.7
S.Rosenfels	174	116	1,431	66.7	8.2	6	3.4	10	5.7	61	9/58	79.5
M.Turk	1	0	0	0.0	0.0	0	0.0	0	0.0	0	0/0	39.6
TEXANS	555	367	4,474	66.1	8.1	21	3.8	20	3.6	65	32/207	88.4
Opponents	471	294	3,598	62.4	7.6	24	5.1	12	2.5	96t	25/175	92.3

2008 FINAL STATISTICS (8-8)

DEFENSIVE STATISTICS

TACKLES	Solo	Asst	Total	Sk Yds	QB Press	INT- Yards	Pass Def.	Forced Fumbles	Fumble Recoveries
D.Ryans	86	26	112	1.0-9	4	0-0	4	2	3
Z.Diles	47	19	66	1.0-9	2	1-0	2	1	0
E.Wilson	52	11	63	0.0-0	0	2-36	7	0	0
M.Williams	44	9	53	12.0-82	25	0-0	0	4	0
N.Ferguson	42	10	52	0.0-0	1	0-0	2	1	1
J.Reeves	47	3	50	0.0-0	0	4-108	19	1	0
A.Weaver	28	17	45	0.0-0	0	1-8	1	0	0
M.Greenwood	31	12	43	0.0-0	0	0-0	1	0	0
F.Bennett	33	8	41	0.0-0	0	2-26	6	2	0
D.Robinson	35	3	38	0.0-0	1	2-0	6	0	0
X.Adibi	26	8	34	0.0-0	1	0-0	0	0	1
K.Bentley	22	12	34	1.0-15	1	0-0	1	0	1
W.Demps	20	10	30	0.0-0	0	0-0	0	0	0
B.Harrison	21	9	30	0.0-0	1	0-0	1	0	0
T.Johnson	24	5	29	1.0-3	5	0-0	2	1	0
De.Robinson	19	8	27	0.0-0	0	0-0	0	1	0
A.Okoye	15	9	24	1.0-13	3	0-0	2	1	1
D.Faggins	16	3	19	0.0-0	0	0-0	2	0	0
J.Zgonina	13	6	19	0.0-0	1	0-0	0	0	1
T.Bulman	10	7	17	4.0-14	9	0-0	0	0	1
E.Cochran	13	4	17	2.0-21	3	0-0	1	0	0
C.Brown	12	3	15	0.0-0	0	0-0	1	0	0
D.Barber	4	1	5	1.0-9	1	0-0	1	0	0
C.Thompson	4	1	5	1.0-0	4	0-0	1	0	0
F.Okam	2	2	4	0.0-0	0	0-0	0	0	0
N.Kalu	2	2	4	0.0-0	0	0-0	0	0	0
J.Nading	3	1	4	0.0-0	0	0-0	0	0	0
TEAM	3	0	3	0.0-0	0	0-0	0	0	0
A.Molden	1	0	1	0.0-0	0	0-0	0	0	0
TEXANS	675	209	884	25.0-175	62	12-178	60	14	9

SPECIAL TEAMS STATISTICS

SPECIAL TEAMS	Solo	Asst	Total	PAT	Blocks Punt	FG	Forced Fumbles	Fumble Recoveries
K.Bentley	16	7	23	0	0	0	0	0
A.Molden	16	3	19	0	0	0	0	1
D.Barber	8	2	10	0	0	0	0	0
D.Faggins	7	2	9	0	0	0	0	0
J.Dreessen	6	2	8	0	0	0	0	0
C.Thompson	4	4	8	0	0	0	0	0
N.Ferguson	6	1	7	0	0	0	0	0
C.Sapp	5	0	5	0	0	0	0	0
V.Leach	4	0	4	0	0	0	0	0
J.Reeves	2	1	3	0	0	0	0	1
B.Harrison	3	0	3	0	0	0	0	0
A.Davis	3	0	3	0	0	0	0	0
W.Demps	0	2	2	0	0	0	0	0
R.Moats	1	2	3	0	0	0	1	0
J.Nading	1	1	2	0	0	0	0	0
M.Greenwood	0	2	2	0	0	0	0	0
C.Taylor	1	0	1	0	0	0	0	0
F.Bennett	2	0	2	0	0	0	0	0
T.Bulman	1	0	1	0	0	0	0	0
K.Brown	1	0	1	0	0	0	0	1
X.Adibi	1	0	1	0	0	0	0	0
D.Anderson	0	1	1	0	0	0	0	0
B.Pittman	0	1	1	0	0	0	0	0
TEAM	1	0	1	0	0	0	0	0
J.Jones	0	0	0	0	0	0	1	1
TEXANS	89	31	120	0	0	0	2	4

2009 FINAL STATISTICS (9-7)

Date	W/L	Score	Opponent	Attendance
9/13	L	7-24	N.Y. Jets	70,118*
9/20	W	34-31	at Tennessee	69,143*
9/27	L	24-31	Jacksonville	70,083*
10/4	W	29-6	Oakland	70,291*
10/11	L	21-28	at Arizona	61,819
10/18	W	28-17	at Cincinnati	64,019*
10/25	W	24-21	San Francisco	70,820*
11/1	W	31-10	at Buffalo	69,790
11/8	L	17-20	at Indianapolis	66,033*
11/23	L	17-20	Tennessee	71,153*
11/29	L	27-35	Indianapolis	70,990*
12/6	L	18-23	at Jacksonville	42,079
12/13	W	34-7	Seattle	70,380*
12/20	W	16-13	at St. Louis	46,256
12/27	W	27-20	at Miami	65,847
1/3/10	W	34-27	New England	71,029*

*Sellouts

TEAM STATISTICS	TEXANS	Opponents
TOTAL FIRST DOWNS	340	300
Rushing	93	91
Passing	231	175
Penalty	16	34
3rd Down: Made/Att	82/204	79/201
3rd Down Pct.	40.2%	39.3%
4th Down: Made/Att	8/12	9/21
4th Down Pct.	66.7%	42.9%
POSSESSION AVG.	31:54	28:06
TOTAL NET YARDS	6,129	5,198
Avg. Per Game	383.1	324.9
Total Plays	1,043	974
Avg. Per Play	5.9	5.3
NET YARDS RUSHING	1,475	1,711
Avg. Per Game	92.2	106.9
Total Rushes	425	396
NET YARDS PASSING	4,654	3,487
Avg. Per Game	290.9	217.9
Sacked/Yards Lost	25/149	30/187
Gross Yards	4,803	3,674
Attempts/Completions	593/399	548/344
Completion Pct.	67.3%	62.8%
Had Intercepted	17	14
PUNTS/AVERAGE	67/42.8	76/46.8
NET PUNTING AVG.	39.4	40.4
PENALTIES/YARDS	95/833	92/728
FUMBLES/BALL LOST	21/11	27/13
TOUCHDOWNS	46	39
Rushing	13	17
Passing	29	19
Returns	4	3

SCORE BY PERIODS	1	2	3	4	OT	Total
TEXANS	89	131	75	93	0	388
Opponents	57	135	58	83	0	333

SCORING	TD	Ru	Pa	Rt	PAT	FG	SAF	TP
K.Brown	0	0	0	0	43/44	21/32	0	106
A.Johnson	9	0	9	0	0/0	0/0	1	56
J.Jones - b	7	0	6	1	0/0	0/0	0	42
S.Slaton	7	3	4	0	0/0	0/0	0	42
R.Moats	5	4	1	0	0/0	0/0	0	30
O.Daniels	5	0	5	0	0/0	0/0	0	30
C.Brown	3	3	0	0	0/0	0/0	0	18
A.Foster	3	3	0	0	0/0	0/0	0	18
K.Walter	2	0	2	0	0/0	0/0	0	12
B.Pollard - c	2	0	0	2	0/0	0/0	0	12
J.Dreessen	1	0	1	0	0/0	0/0	0	6
V.Leach	1	0	1	0	0/0	0/0	0	6
D.Barber - a	1	0	0	1	0/0	0/0	0	6
Z.Diles	0	0	0	0	0/0	0/0	0	2
B.Cushing	0	0	0	0	0/0	0/0	0	2
TEXANS	46	13	29	4	43/44	21/32	1	388
Opponents	39	17	19	*3	39/39	20/23	0	333

2-Pt. Conversions: TEXANS 1/2, Opponents: 0/0

a-48-yard fumble returned for touchdown (NYJ); b-95-yard punt return for touchdown (OAK); c-70-yard interception return for touchdown (SEA) fumble recovery in end zone (NE); * - D. Rodgers-Cromartie 49-yard INT return for touchdown (ARZ);*-C. Session 27-yard INT return for touchdown (IND);*-D. Butler 91-yard INT return for touchdown (NE)

RUSHING	No.	Yds	Avg	Long	TD
S.Slaton	131	437	3.3	32t	3
R.Moats	101	390	3.9	17	4
C.Brown	79	267	3.4	13	3
A.Foster	54	257	4.8	24	3
M.Schaub	48	57	1.2	19	0
K.Walter	4	26	6.5	13	0
J.Jones	3	22	7.3	17	0
A.Johnson	2	10	5.0	7	0
R.Grossman	3	9	3.0	8	0
TEXANS	425	1,475	3.5	32t	13
Opponents	396	1,711	4.3	91t	17

RECEIVING	No.	Yds	Avg	Long	TD
A.Johnson	101	1,569	15.5	72t	9
K.Walter	53	611	11.5	41	2
S.Slaton	44	417	9.5	38t	4
O.Daniels	40	519	13.0	44	5
D.Anderson	38	370	9.7	27	0
J.Jones	27	437	16.2	45	6
J.Dreessen	26	320	12.3	25t	1
V.Leach	20	155	7.8	26	1
C.Brown	16	74	4.6	12	0
R.Moats	13	106	8.2	20	1
A.Foster	8	93	11.6	20	0
J.Casey	6	64	10.7	32	0
A.Davis	6	59	9.8	21	0
A.Hill	1	9	9.0	9	0
TEXANS	399	4,803	12.0	72t	29
Opponents	344	3,674	10.7	69t	19

INTERCEPTIONS	No.	Yds	Avg	Long	TD
B.Pollard	4	121	30.3	70t	1
B.Cushing	4	26	6.5	20	0
E.Wilson	2	29	14.5	16	0
J.Reeves	1	19	19.0	19	0
J.Busing	1	14	14.0	14	0
D.Barber	1	3	3.0	3	0
B.McCain	1	0	0.0	0	0
TEXANS	14	212	15.1	70t	1
Opponents	17	294	17.3	91t	3

PUNTING	No.	Yds	Avg	Net	TB	In	Lg	B
M.Turk	67	2,866	42.8	39.4	6	24	62	0
TEXANS	67	2,866	42.8	39.4	6	24	62	0
Opponents	76	3,557	46.8	40.4	2	27	67	0

PUNT RETURNS	Ret	FC	Yds	Avg	Long	TD
J.Jones	39	14	426	10.9	62	0
G.Martinez	6	1	23	3.8	11	0
TEXANS	45	15	449	10.0	62	0
Opponents	24	24	104	4.3	18	0

KICKOFF RETURNS	No	Yds	Avg	Long	TD
A.Davis	33	782	23.7	63	0
J.Jones	24	638	26.6	95t	1
V.Leach	2	23	11.5	15	0
G.Martinez	1	6	6.0	6	0
J.Busing	1	0	0.0	0	0
D.Robinson	1	0	0.0	0	0
J.Casey	1	0	0.0	0	0
K.Walter	1	0	0.0	0	0
TEXANS	64	1,449	22.6	95t	1
Opponents	71	1,597	22.5	71	0

FIELD GOALS	1-19	20-29	30-39	40-49	50+
K.Brown	0/0	11/13	6/9	2/6	2/4
TEXANS	0/0	11/13	6/9	2/6	2/4
Opponents	0/0	5/5	4/5	4/5	7/8

K. Brown: (); (38G, 23G); (27G); (26G, 34G, 33WL); (35B); (28B); (50G); (42G, 22G, 26G); (56G, 42WL); (49WR, 26G, 49WL); (35G, 33G); (32G); 29G, 26B, 48 WR, 31G); (27G, 25G, 52RU, 28G); (49G, 22G); (56WR, 38WR)
Opponents: (24G); (40G); (52G); (46, 33); (); (50); (); (21G); (22G, 37G); (50G, 49WL, 53G); (32WR); (51G, 46G, 24G); (); (33G, 52G); 27G, 54WR, 38G); (51G, 43G)

PASSING	Att	Comp	Yds	Cmp%	Yds/Att	TD	TD%	Int	Int%	Long	Sack/Lost	Rating
M.Schaub	583	396	4,770	67.9	8.2	29	5.0	15	2.6	72t	25/149	98.6
R.Grossman	9	3	33	33.3	3.7	0	0.0	1	11.1	21	0/0	5.6
C.Brown	1	0	0	0.0	0.0	0	0.0	1	100.0	0	0/0	0.0
TEXANS	593	399	4,803	67.3	8.1	29	4.9	17	2.9	72t	25/149	96.3
Opponents	548	344	3,674	62.8	6.7	19	3.5	14	2.6	69t	30/187	83.2

2009 FINAL STATISTICS (9-7)

DEFENSIVE STATISTICS

TACKLES	Solo	Asst	Total	Sk Yds	Tackles For Loss	QB Hits	INT- Yards	Pass Def.	Forced Fumbles	Fumble Recoveries
B.Cushing	86	47	133	4.0-31	13	13	4-26	10	2	0
D.Ryans	93	30	123	1.0-7	14	5	0-0	2	1	1
B.Pollard	82	20	102	1.5-10	4	2	4-121	7	1	3
G.Quin	54	10	64	0.0-0	3	0	0-0	11	0	0
Z.Diles	45	16	61	0.0-0	7	1	0-0	1	2	1
Du.Robinson	42	7	49	0.0-0	6	0	0-0	5	0	0
M.Williams	38	5	43	9.0-52	13	20	0-0	3	2	1
A.Okoye	26	12	38	1.5-8	6	6	0-0	3	0	0
A.Smith	26	8	34	4.5-26	6	18	0-0	1	2	2
E.Wilson	23	6	29	0.0-0	0	0	2-29	3	1	0
J.Zgonina	23	5	28	2.5-11	3	3	0-0	0	0	1
J.Reeves	23	5	28	0.0-0	0	0	1-19	7	0	0
D.Barber	21	4	25	0.0-0	0	1	1-3	4	0	1
S.Cody	12	9	21	0.5-1	1	2	0-0	1	0	0
J.Busing	19	1	20	0.0-0	0	1	1-140	3	0	0
De.Robinson	16	4	20	0.0-0	0	0	0-0	4	1	0
T.Bulman	12	6	18	0.0-0	1	3	0-0	1	0	0
C.Barwin	11	5	16	4.5-43	4	7	0-0	3	0	1
F.Bennett	12	3	15	0.0-0	0	0	0-0	1	0	0
B.McCain	11	0	11	0.0-0	0	0	1-0	3	0	0
A.Johnson	4	0	4	0.0-0	0	0	0-0	0	0	1
D.Anderson	3	0	3	0.0-0	0	0	0-0	0	0	0
N.Ferguson	2	1	3	0.0-0	0	0	0-0	1	0	0
X.Adibi	2	1	3	0.0-0	0	1	0-0	0	0	0
B.Russell	1	2	3	0.0-0	0	0	0-0	0	0	0
T.Jamison	2	0	2	0.0-0	0	0	0-0	0	0	0
J.Jones	2	0	2	0.0-0	0	0	0-0	0	0	1
K.Bentley	1	0	1	0.0-0	0	0	0-0	0	0	0
J.Casey	1	0	1	0.0-0	1	0	0-0	0	0	0
J.Dreessen	1	0	1	0.0-0	0	0	0-0	0	0	0
C.Pitts	1	0	1	0.0-0	0	0	0-0	0	0	0
K.Studdard	1	0	1	0.0-0	0	0	0-0	0	0	0
C.Myers	1	0	1	0.0-0	0	0	0-0	0	0	0
E.Winston	1	0	1	0.0-0	0	0	0-0	0	0	0
C.White	1	0	1	0.0-0	0	0	0-0	0	0	0
O.Daniels	1	0	1	0.0-0	0	0	0-0	0	0	0
K.Walter	1	0	1	0.0-0	0	0	0-0	0	0	0
M.Schaub	1	0	1	0.0-0	0	0	0-0	0	0	1
R.Grossman	0	0	0	0.0-0	0	0	0-0	0	0	1
V.Leach	0	0	0	0.0-0	0	0	0-0	0	0	1
TEXANS	702	207	909	30.0-91	82	83	14-212	74	12	16

SPECIAL TEAMS STATISTICS

SPECIAL TEAMS	Solo	Asst	Total	PAT	Blocks Punt	FG	Forced Fumbles	Fumble Recoveries
K.Bentley	9	11	20	0	0	0	0	0
A.Davis	11	1	12	0	0	0	0	2
J.Busing	7	5	12	0	0	0	0	0
G.Martinez	6	3	9	0	0	0	0	0
D.Barber	7	1	8	0	0	0	0	1
X.Adibi	7	1	8	0	0	0	1	0
R.Moats	6	0	6	0	0	0	0	0
N.Ferguson	6	1	7	0	0	0	0	0
J.Dreessen	4	2	6	0	0	0	0	0
C.Thompson	3	2	5	0	0	0	0	0
J.Casey	4	1	5	0	0	0	0	0
G.Quin	2	2	4	0	0	0	0	0
F.Bennett	3	0	3	0	0	0	0	1
C.Barwin	2	1	3	0	0	0	0	0
B.McCain	3	1	4	0	0	0	0	0
J.Reeves	2	1	3	0	0	0	0	0
A.Molden	1	1	2	0	0	0	0	0
A.Foster	1	1	2	0	0	0	0	0
D.Brown	1	0	1	0	0	0	0	0
B.Russell	1	0	1	0	0	0	0	0
K.Brown	1	0	1	0	0	0	0	0
Z.Diles	0	1	1	0	0	0	0	0
TEXANS	87	36	123	0	0	0	1	4
Opponents	71	23	94	0	0	3	0	3

2010 FINAL STATISTICS (6-10)

Date	W/L	Score	Opponent	Attendance
9/12	W	34-24	Indianapolis	70,974*
9/19	W	30-27 OT	at Washington	88,240*
9/26	L	13-27	Dallas	71,456*
10/3	W	31-24	at Oakland	32,218
10/10	L	10-34	N.Y. Giants	71,110*
10/17	W	35-31	Kansas City	70,926*
11/1	L	17-30	at Indianapolis	66,363*
11/7	L	23-29	San Diego	70,886*
11/14	L	24-31	at Jacksonville	62,340
11/21	L	27-30	at N.Y. Jets	78,843*
11/28	W	20-0	Tennessee	70,855*
12/2	L	24-34	at Philadelphia	69,144*
12/13	L	28-34 OT	Baltimore	71,413*
12/19	L	17-31	at Tennessee	69,143*
12/26	L	23-24	at Denver	73,691*
1/2/11	W	34-17	Jacksonville	71,023*

*Sellouts

TEAM STATISTICS

	Texans	Opponents
TOTAL FIRST DOWNS	360	352
Rushing	118	113
Passing	222	211
Penalty	20	28
3rd Down: Made/Att	79/192	77/195
3rd Down Pct.	41.1%	39.5%
4th Down: Made/Att	9/19	11/13
4th Down Pct.	47.4%	84.6%
POSSESSION AVG.	29:06	30:54
TOTAL NET YARDS	6,186	6,031
Avg. Per Game	386.6	376.9
Total Plays	1,029	1,010
Avg. Per Play	6.0	6.0
NET YARDS RUSHING	2,042	1,751
Avg. Per Game	127.6	109.4
Total Rushes	423	433
NET YARDS PASSING	4,144	4,280
Avg. Per Game	259.0	267.5
Sacked/Yards Lost	32/226	30/219
Gross Yards	4,370	4,499
Attempts/Completions	574/365	547/354
Completion Pct.	63.6%	64.7%
Had Intercepted	12	13
PUNTS/AVERAGE	63/42.1	67/43.7
NET PUNTING AVG.	36.8	38.1
PENALTIES/YARDS	90/690	105/851
FUMBLES/BALL LOST	15/6	16/5
TOUCHDOWNS	44	52
Rushing	20	16
Passing	24	33
Returns	0	3

SCORE BY PERIODS

	1	2	3	4	OT	Total
TEXANS	53	98	108	128	3	390
Opponents	96	139	75	111	6	427

SCORING

	TD	Ru	Pa	Rt	PAT	FG	SAF	TP
N.Rackers	0	0	0	0	43/43	27/30	0	124
A.Foster	18	16	2	0	0/0	0/0	0	108
A.Johnson	8	0	8	0	0/0	0/0	0	48
K.Walter	5	0	5	0	0/0	0/0	0	30
D.Ward	4	4	0	0	0/0	0/0	0	24
J.Dreessen	4	0	4	0	0/0	0/0	0	24
J.Jones	3	0	3	0	0/0	0/0	0	20
O.Daniels	2	0	2	0	0/0	0/0	0	12
TEXANS	44	20	24	0	43/43	27/30	0	390
Opponents	52	16	33	3	50/50	21/27	0	427

2-Pt. Conversions: TEXANS 1/1, Opponents: 1/1

Sacks: M.Williams 8.5, M.Anderson 4.0, A.Smith 4.0, A.Okoye 3.0, B.Pollard 2.5, B.Cushing 1.5, T.Jamison 1.0, D.Lewis 1.0, E.Mitchell 1.0, T.Nolan 1.0, D.Ryans 1.0, D.Sharpton 1.0, J.Nading 0.5. **TEXANS: 30.0, Opponents: 32.0**

Fumbles/Lost: M.Schaub 9/3, A.Foster 3/2, J.Dreessen 1/1, A. Johnson 1/0, J.Jones 1/0. **TEXANS: 15/6, Opponents: 16/5**

Fumble Recoveries: G.Quin 2, K.Bentley 1, T.Nolan 1, A.Okoye 1. **Total: 5**

RUSHING	No.	Yds	Avg	Long	TD
A.Foster	327	1,616	4.9	74t	16
D.Ward	50	315	6.3	38t	4
S.Slaton	19	93	4.9	23	0
M.Schaub	22	28	1.3	8	0
A.Johnson	2	10	5.0	7	0
J.Jones	2	7	3.5	10	0
M.Turk	1	-27	-27.0	-27	0
TEXANS	423	2,042	4.8	74t	20
Opponents	433	1,751	4.0	42	16

RECEIVING	No.	Yds	Avg	Long	TD
A.Johnson	86	1,216	14.1	60	8
A.Foster	66	604	9.2	50	2
K.Walter	51	621	12.2	35	5
J.Jones	51	562	11.0	47	3
O.Daniels	38	471	12.4	31	2
J.Dreessen	36	518	14.4	43t	4
D.Anderson	11	117	10.6	35	0
J.Casey	8	98	12.3	33	0
V.Leach	8	91	11.4	21	0
D.Ward	7	61	8.7	12	0
S.Slaton	3	11	3.7	12	0
D.Dickerson	0	0	0	0	0
TEXANS	365	4,370	12.0	60	24
Opponents	354	4,499	12.7	73t	33

INTERCEPTIONS	No.	Yds	Avg	Long	TD
T.Nolan	3	35	11.7	20	0
G.Quin	3	12	4.0	10	0
J.Allen	3	1	0.3	1	0
K.Jackson	2	23	11.5	23	0
K.Bentley	1	18	18.0	18	0
S.McManis	1	1	1.0	1	0
TEXANS	13	90	6.9	23	0
Opponents	12	107	8.9	25t	2

PUNTING	No.	Yds	Avg	Net	TB	In	Lg	B
M.Turk	63	2,650	42.1	36.8	5	19	60	0
TEXANS	63	2,650	42.1	36.8	5	19	60	0
Opponents	67	2,930	43.7	38.1	7	31	59	0

PUNT RETURNS	Ret	FC	Yds	Avg	Long	TD
J.Jones	29	15	204	7.0	39	0
D.Anderson	4	1	26	6.5	17	0
B.Pollard	1	0	5	5.0	5	0
A.Molden	1	0	0	0.0	0	0
TEXANS	35	16	235	6.7	39	0
Opponents	29	14	233	8.0	30	0

KICKOFF RETURNS	No	Yds	Avg	Long	TD
S.Slaton	39	767	19.7	50	0
J.Jones	23	494	21.5	35	0
V.Leach	3	40	13.3	26	0
S.McManis	1	25	25.0	25	0
E.Mitchell	1	0	0.0	0	0
TEXANS	67	1,326	19.8	50	0
Opponents	72	1,741	24.2	103t	1

FIELD GOALS	1-19	20-29	30-39	40-49	50+
N.Rackers	0/0	8/8	11/11	5/7	3/4
TEXANS	0/0	8/8	11/11	5/7	3/4
Opponents	0/0	6/7	9/10	6/8	0/2

N.Rackers: (30G, 49G): (47WR, 47G, 43G, 35G): (24G, 30G): (46RU, 35G): (38G): (0): (53G): (27G, 21G, 25G): (24G): (38G, 22G): (35G, 33G): (48G): (52SH, 24G, 42G): (37G): (34G, 54G, 57G): (26G, 33G)
Opponents: (20G): (41G, 27G, 29B, 52WR): (49G, 40G): (39): (45G, 42G): (24G): (48G, 23G, 36G): (0): (38G, 39WR, 43WL): (37G, 33G, 53SH, 30G): (0): (36G, 22G): (0): (30G): (27G): (39G, 46WL)

PASSING	Att	Comp	Yds	Cmp%	Yds/Att	TD	TD%	Int	Int%	Long	Sack/Lost	Rating
M.Schaub	574	365	4,370	63.6	7.6	24	4.2	12	2.1	60	32/226	92.0
TEXANS	574	365	4,370	63.6	7.6	24	4.2	12	2.1	60	32/226	92.0
Opponents	547	354	4,499	64.7	8.2	33	6.0	13	2.4	73t	30/219	100.5

2010 FINAL STATISTICS (6-10)

DEFENSIVE STATISTICS

TACKLES	Solo	Asst	Total	Sk Yds	Tackles For Loss	QB Press	INT- Yards	Pass Def.	Forced Fumbles	Fumble Recoveries
B.Pollard	82	30	112	2.5-14	4	4	0-0	5	4	0
G.Quin	71	14	85	0.0-0	3	1	3-12	14	1	2
Z.Diles	58	23	81	0.0-0	4	2	0-0	0	0	0
B.Cushing	53	23	76	1.5-12	8	12	0-0	4	1	0
K.Jackson	57	13	70	0.0-0	1	0	2-23	10	0	0
E.Wilson	41	15	56	0.0-0	0	0	0-0	3	0	0
D.Ryans	32	22	54	1.0-10	2	2	0-0	2	0	0
K.Bentley	32	19	51	0.0-0	3	2	1-18	1	0	1
A.Okoye	27	17	44	3.0-27	7	11	0-0	0	0	1
S.Cody	21	17	38	0.0-0	3	2	0-0	0	0	0
A.Smith	23	15	38	4.0-28	6	17	0-0	2	1	0
T.Nolan	27	9	36	1.0-8	1	2	3-35	5	0	1
M.Williams	22	6	28	8.5-54.5	10	19	0-0	2	1	0
E.Mitchell	18	10	28	1.0-8	3	1	0-0	0	0	0
J.Allen	22	1	23	0.0-0	0	0	3-1	4	0	0
B.McCain	17	5	22	0.0-0	0	0	0-0	2	0	0
M.Anderson	16	5	21	4.0-36	6	8	0-0	2	0	0
D.Sharpton	13	8	21	1.0-9	3	1	0-0	0	0	0
X.Adibi	13	5	18	0.0-0	2	0	0-0	0	1	0
D.Lewis	13	4	17	1.0-6	1	1	0-0	1	0	0
T.Jamison	12	3	15	1.0-3	2	1	0-0	0	0	0
J.Nading	4	5	9	0.5-3.5	0	1	0-0	1	0	0
D.Nixon	6	0	6	0.0-0	0	0	0-0	0	0	0
A.Ogunleye	1	1	2	0.0-0	0	1	0-0	0	0	0
S.McManis	1	1	2	0.0-0	0	0	1-1	1	0	0
M.Schaub	1	0	1	0.0-0	0	0	0-0	0	0	1
D.Barber	1	0	1	0.0-0	0	0	0-0	0	0	0
A.Foster	0	0	0	0.0-0	0	0	0-0	0	1	1
D.Anderson	0	0	0	0.0-0	0	0	0-0	0	1	1
TEXANS	684	271	955	30.0-219	69	88	13-90	59	11	8
Opponents	726	236	962	32.0-226	73	71	12-107	71	13	12

MISCELLANEOUS TACKLES: S.Slaton 2, A.Johnson 2, J.Dreessen 2, C.Myers 2, K.Walter 2, TEAM 2, M.Schaub 1, W.Smith 1, D.Anderson 1, D.Brown 1, O.Daniels 1

MISCELLANEOUS FUMBLE RECOVERIES: E.Winston 2, R.Butler 1, A.Johnson 1, J.Jones 1, M.Schaub 1, W.Smith 1, D.Ward 1

SPECIAL TEAMS STATISTICS

	Solo	Asst	Total	PAT	Blocks Punt	FG	Forced Fumble	Fumble Recoveries
J.Casey	10	7	17	0	0	0	0	0
D.Sharpton	10	3	13	0	0	0	0	0
T.Nolan	10	3	13	0	0	0	0	0
S.McManis	8	3	11	0	0	0	0	0
N.Rackers	4	4	8	0	0	0	0	0
V.Leach	6	2	8	0	0	0	0	0
J.Dreessen	7	0	7	0	0	0	0	0
A.Molden	5	1	6	0	0	0	0	0
D.Barber	4	1	5	0	0	0	0	0
J.Allen	2	2	4	0	0	0	0	0
D.Anderson	4	0	4	0	0	0	1	0
S.Keglar	3	1	4	0	0	0	0	0
K.Bentley	3	1	4	0	0	0	0	0
X.Adibi	3	1	4	0	0	0	1	0
D.Nixon	2	2	4	0	0	0	0	0
B.McCain	3	0	3	0	0	0	0	0
J.Weeks	1	2	3	0	0	0	0	0
K.Paymah	2	0	2	0	0	0	0	0
G.Graham	2	0	2	0	0	0	0	0
J.Nading	1	0	1	0	0	0	0	0
J.Wall	1	0	1	0	0	0	0	0
Z.Diles	1	0	1	0	0	0	0	0
M.Turk	0	1	1	0	0	0	0	0
B.Pollard	0	0	0	0	0	1	0	0
TEXANS	93	34	127	0	0	1	2	0
Opponents	94	39	133	0	0	0	0	3

2011 FINAL STATISTICS (10-6)

Date	W/L	Score	Opponent	Attendance
9/11	W	34-7	Indianapolis	71,444
9/18	W	23-13	at Miami	51,032
9/25	L	33-40	at New Orleans	73,002
10/2	W	17-10	Pittsburgh	71,585
10/9	L	20-25	Oakland	71,420
10/16	L	14-29	at Baltimore	71,154
10/23	W	41-7	at Tennessee	69,143
10/30	W	24-14	Jacksonville	71,412
11/6	W	30-12	Cleveland	71,511
11/13	W	37-9	at Tampa Bay	56,037
11/27	W	20-13	at Jacksonville	62,004
12/4	W	17-10	Atlanta	71,545
12/11	W	20-19	at Cincinnati	40,202
12/18	L	13-28	Carolina	71,540
12/22	L	16-19	at Indianapolis	64,159
1/1/12	L	22-23	Tennessee	71,512

TEAM STATISTICS	TEXANS	Opponents
TOTAL FIRST DOWNS	321	270
Rushing	131	73
Passing	176	166
Penalty	14	31
3rd Down: Made/Att	93/224	76/212
3rd Down Pct.	41.5%	35.8%
4th Down: Made/Att	3/11	6/13
4th Down Pct.	27.3%	46.2%
POSSESSION AVG.	32:41	27:20
TOTAL NET YARDS	5,954	4,571
Avg. Per Game	372.1	285.7
Total Plays	1,046	960
Avg. Per Play	5.7	4.8
NET YARDS RUSHING	2,448	1,536
Avg. Per Game	153.0	96.0
Total Rushes	546	378
NET YARDS PASSING	3,506	3,035
Avg. Per Game	219.1	189.7
Sacked/Yards Lost	33/190	44/287
Gross Yards	3,696	3,322
Attempts/Completions	467/288	538/279
Completion Pct.	61.7%	51.9%
Had Intercepted	9	17
PUNTS/AVERAGE	74/44.0	83/46.9
NET PUNTING AVG.	37.7	39.6
PENALTIES/YARDS	99/852	88/686
FUMBLES/BALL LOST	20/11	18/10
TOUCHDOWNS	41	27
Rushing	18	8
Passing	20	18
Returns	3	1

SCORE BY PERIODS	1	2	3	4	OT	Total
TEXANS	110	107	63	101	0	381
Opponents	39	78	56	105	0	278

SCORING	TD	Ru	Pa	Rt	PAT	FG	SAF	TP
N.Rackers	0	0	0	0	39/40	32/38	0	135
A.Foster	12	10	2	0	0/0	0/0	0	72
J.Dreessen	6	0	6	0	0/0	0/0	0	36
B.Tate	4	4	0	0	0/0	0/0	0	24
O.Daniels	3	0	3	0	0/0	0/0	0	18
J.Jones	3	0	2	1	0/0	0/0	0	18
K.Walter	3	0	3	0	0/0	0/0	0	18
A.Johnson	2	0	2	0	0/0	0/0	0	12
D.Ward	2	2	0	0	0/0	0/0	0	12
M.Schaub	2	2	0	0	0/0	0/0	0	12
W.Smith	1	0	0	1	0/0	0/0	0	6
B.Johnson	1	0	1	0	0/0	0/0	0	6
B.McCain	1	0	0	1	0/0	0/0	0	6
J.Casey	1	0	1	0	0/0	0/0	0	6
TEXANS	41	18	20	3	39/40	32/38	0	381
Opponents	27	8	18	1	22/22	30/36	2	278

2-Pt. Conversions: TEXANS 0/1, Opponents: 2/5

SACKS: C.Barwin 11.5, A.Smith 6.5, B.Reed 6.0, J.Watt 5.5, M.Williams 5.0, B.Cushing 4.0, T.Jamison 2.0, S.Cody 1.0, E. Mitchell 1.0, J. Nading 0.5, B. Braman 0.5, T.Nolan 0.5
TEXANS: 44.0, Opponents: 33.0

FUMBLES/LOST: B.Tate 4/3, A. Foster 4/3, D. Manning 1/0, M. Schaub 3/1, T. Yates 5/3, J. Delhomme 1/1, S. McManis 1/0
TEXANS: 19/11, Opponents: 17/9

FUMBLE RECOVERIES: J.Watt 2, B. Reed 2, B. Braman 1, S.Cody 1, T. Jamison 1, J. Nading 1, G. Quin 1. **Total: 9**

PASSING	Att	Comp	Yds	Cmp%	Yds/Att	TD	TD%	Int	Int%	Long	Sack/Lost	Rating
M.Schaub	292	178	2,479	61.0	8.5	15	5.1	6	2.1	80t	16/98	96.8
T.Yates	134	82	949	61.2	7.1	3	2.2	3	2.2	50	15/74	80.7
J.Delhomme	28	18	211	64.3	7.5	1	3.6	0	0.0	40	2/18	98.9
M.Leinart	13	10	57	76.9	4.4	1	7.7	0	0.0	20t	0/0	110.1
TEXANS	467	288	3,696	61.7	7.9	20	4.3	9	1.9	80t	33/190	92.7
Opponents	538	279	3,322	51.9	6.2	18	3.3	17	3.2	56	44/287	69.0

RUSHING	No.	Yds	Avg	Long	TD
A.Foster	278	1,224	4.4	43	10
B.Tate	175	942	5.4	56	4
D.Ward	45	154	3.4	15	2
T.Yates	14	57	4.1	17	0
S.Slaton	7	20	2.9	13	0
J.Jones	4	17	4.3	15	0
J.Casey	1	11	11.0	11	0
M.Schaub	15	9	0.6	3	2
A.Johnson	1	8	8.0	8	0
C.Ogbonnaya	3	6	2.0	4	0
B.Johnson	1	1	1.0	1	0
L.Vickers	1	0	0.0	0	0
J.Delhomme	0	0	0	0	0
M.Leinart	1	-1	-1.0	-1	0
TEXANS	546	2,448	4.5	56	18
Opponents	378	1,536	4.1	42	8

RECEIVING	No.	Yds	Avg	Long	TD
O.Daniels	54	677	12.5	34	3
A.Foster	53	617	11.6	78t	2
K.Walter	39	474	12.2	41	3
A.Johnson	33	492	14.9	50	2
J.Jones	31	512	16.5	80t	2
J.Dreessen	28	353	12.6	56t	6
J.Casey	18	260	14.4	62	1
B.Tate	13	98	7.5	14	0
B.Johnson	6	90	15.0	40	1
D.Mason	6	55	9.2	16	0
L.Vickers	4	29	7.3	17	0
G.Graham	1	24	24.0	24	0
D.Anderson	1	9	9.0	9	0
S.Slaton	1	6	6.0	6	0
J.Maehl	0	0	0	0	0
D.Ward	0	0	0	0	0
TEXANS	288	3,696	12.8	80t	20
Opponents	279	3,322	11.9	56	18

INTERCEPTIONS	No.	Yds	Avg	Long	TD
J.Joseph	4	40	10.0	29	0
J.Allen	4	34	8.5	34	0
B.McCain	2	48	24.0	38t	1
Q.Demps	2	47	23.5	42	0
D.Manning	2	22	11.0	22	0
B.Cushing	2	5	2.5	5	0
K.Jackson	1	0	0.0	0	0
TEXANS	17	196	11.5	42	1
Opponents	9	132	14.7	27	0

PUNTING	No.	Yds	Avg	Net	TB	In	Lg	B
B.Hartmann	58	2,573	44.4	37.8	7	15	69	0
M.Turk	16	683	42.7	37.4	1	4	55	0
TEXANS	74	3,256	44.0	37.7	8	19	69	0
Opponents	83	3,896	46.9	39.6	4	25	70	0

PUNT RETURNS	Ret	FC	Yds	Avg	Long	TD
J.Jones	49	7	518	10.6	79t	1
S.Keo	1	1	11	11.0	11	0
T.Holliday	1	3	0	0.0	0	0
TEXANS	51	11	529	10.4	79t	1
Opponents	32	20	307	9.6	33	0

KICKOFF RETURNS	No	Yds	Avg	Long	TD
D.Manning	13	356	27.4	46	0
S.McManis	10	205	20.5	45	0
Q.Demps	5	169	33.8	50	0
J.Casey	1	0	0.0	0	0
TEXANS	29	730	25.2	50	0
Opponents	46	1,030	22.4	63	0

FIELD GOALS	1-19	20-29	30-39	40-49	50+
N.Rackers	0/0	13/13	9/10	4/8	3/4
TEXANS	0/0	13/13	9/10	4/8	3/4
Opponents	1/1	6/7	6/9	8/9	6/7

N.Rackers: (25G, 29G) (23G, 22G, 36G) (25G) (41WL, 54G, 40G) () (32G, 29G) (46WR, 39G) (28G, 21G, 50G) (22G, 37WL) (53G, 33G) (43G, 54SH) (46G, 47WR, 33G) (49WR, 26G, 34G) (44G, 35G, 31G) (52G, 37G, 22G)
Opponents: (37WR) (42G, 22B, 34WL, 34G) (30B, 26G) (54G, 55G, 50G, 42G) (43G, 48G, 25G, 33G, 40G) () () (50G, 51G) (55G) (21G, 55WR, 35G) (19G) (22G, 47G, 49G, 28G) () (23G, 32G, 42WL, 47G, 31G) (21G, 43G, 33G)

2011 FINAL STATISTICS (10-6)

DEFENSIVE STATISTICS

TACKLES	Solo	Asst	Total	Sk Yds	Tackles For Loss	QB Press	INT- Yards	Pass Def.	Forced Fumbles	Fumble Recoveries
B.Cushing	76	38	114	4.0-21.0	8	12	2-5	5	2	0
G.Quin	59	18	77	0.0-0.0	2	0	0-0	9	0	1
D.Ryans	44	20	64	0.0-0.0	6	2	0-0	4	1	0
D. Manning	44	15	59	0.0-0.0	0	2	2-22	4	0	0
J.Watt	49	7	56	5.5-47.5	13	14	0-0	4	0	2
C.Barwin	34	13	47	11.5-78.5	12	27	0-0	7	1	0
J.Joseph	40	4	44	0.0-0.0	2	0	4-40	15	1	0
B.Reed	30	14	44	6.0-36.0	7	11	0-0	3	0	2
K.Jackson	35	5	40	0.0-0.0	2	0	1-0	7	1	0
J.Allen	33	4	37	0.0-0.0	2	0	4-34	11	0	0
T.Nolan	25	7	32	0.5-0.5	1	1	0-0	4	0	0
E.Mitchell	14	13	27	1.0-0.0	0	1	0-0	1	0	0
A.Smith	19	6	25	6.5-44.5	10	16	0-0	3	1	0
B.McCain	24	1	25	0.0-0.0	0	1	2-48	12	0	0
S.Cody	16	7	23	1.0-7.0	2	3	0-0	2	0	1
Q.Demps	18	4	22	0.0-0.0	0	1	2-47	4	0	0
T.Jamison	14	5	19	2.0-16.0	2	3	0-0	2	1	1
T.Bulman	6	6	12	0.0-0.0	0	0	0-0	0	0	0
M.Williams	10	1	11	5.0-29.0	5	6	0-0	1	1	0
D.Sharpton	9	0	9	0.0-0.0	0	0	0-0	0	0	0
T.Dobbins	2	2	4	0.0-0.0	1	0	0-0	1	1	0
M.Alexander	3	0	3	0.0-0.0	0	0	0-0	0	0	0
J.Nading	2	1	3	0.5-3.5	1	0	0-0	0	0	0
B.Harris	1	0	1	0.0-0.0	0	1	0-0	0	0	0
B.Braman	0	1	1	0.5-3.5	1	1	0-0	0	0	1
TEXANS	607	192	799	44.0-287	77	102	17-196	99	10	8
Opponents	749	220	969	33.0-190	75	52	9-132	62	15	12

MISCELLANEOUS TACKLES: J.Jones 2, K.Walter 2, A.Foster 2, E.Winston 2, M.Brisiel 2 (1 assist), W.Smith 2, A.Caldwell 1, A.Foster 1, A.Johnson 1, C.Myers 1, T. Yates 1; O.Daniels 1 (assist)

MISCELLANEOUS FUMBLE RECOVERIES: W.Smith 2, A.Foster 2, M.Schaub 1, K.Walter 1, E.Winston 1, T.Yates 1

MISCELLANEOUS FORCED FUMBLES: M.Brisiel, 1

SPECIAL TEAMS STATISTICS

	Solo	Asst	Total	PAT	Blocks Punt	FG	Forced Fumble	Fumble Recoveries
T.Dobbins	9	0	9	0	0	0	0	0
J.Allen	8	0	8	0	0	0	0	0
J.Nading	7	1	8	0	0	0	1	0
B.Braman	5	2	7	0	0	0	0	0
S.McManis	4	1	5	0	0	0	1	0
J.Dreessen	4	0	4	0	0	0	0	0
B.Hartmann	4	0	4	0	0	0	0	0
S.Keo	4	0	4	0	0	0	0	0
M.Alexander	4	0	4	0	0	0	0	0
T.Nolan	3	0	3	0	0	0	0	0
J.Casey	3	0	3	0	0	0	0	0
D.Barber	3	0	3	0	0	0	0	0
B.Johnson	3	0	3	0	0	0	0	0
D.Sharpton	3	0	3	0	0	0	0	0
B.McCain	3	0	3	0	0	0	0	0
N.Rackers	2	1	3	0	0	0	0	0
B.Harris	1	1	2	0	0	0	0	0
L.Vickers	2	0	2	0	0	0	0	0
K.Jackson	2	0	2	0	0	0	0	0
Q.Demps	0	1	1	0	0	0	0	0
D.Anderson	1	0	1	0	0	0	0	0
C.Ogbonnaya	1	0	1	0	0	0	0	0
B.Reed	1	0	1	0	0	0	0	0
M.Turk	0	1	1	0	0	0	0	0
E.Mitchell	0	0	0	0	0	0	0	2
D.Manning	0	0	0	0	0	1	0	0
J.Watt	0	0	0	0	0	1	0	0
TEXANS	77	8	85	0	0	2	2	2
Opponents	68	20	88	1	0	0	2	4

2011 POSTSEASON STATISTICS (1-1)

Date	W/L	Score	Opponent	Attendance
1/7/12	W	31-10	Cincinnati	71,725
1/15/12	L	13-20	at Baltimore	71,547

TEAM STATISTICS

	Texans	Opponents
TOTAL FIRST DOWNS	35	32
Rushing	14	10
Passing	20	20
Penalty	1	2
3rd Down: Made/Att	11/27	10/29
3rd Down Pct.	40.7%	34.5%
4th Down: Made/Att	0/1	0/3
4th Down Pct.	0.0%	0.0%
POSSESSION AVG.	29:12	30:49
TOTAL NET YARDS	655	527
Avg. Per Game	327.5	263.5
Total Plays	120	128
Avg. Per Play	5.5	4.1
NET YARDS RUSHING	319	163
Avg. Per Game	159.5	81.5
Total Rushes	63	50
NET YARDS PASSING	336	364
Avg. Per Game	168.0	182.0
Sacked/Yards Lost	2/7	9/69
Gross Yards	343	433
Attempts/Completions	55/28	69/41
Completion Pct.	50.9%	59.4%
Had Intercepted	3	3
PUNTS/AVERAGE	10/45.1	12/49.1
NET PUNTING AVG.	41.1	44.4
PENALTIES/YARDS	8/107	3/25
FUMBLES/BALL LOST	3/1	4/0
TOUCHDOWNS	5	3
Rushing	3	1
Passing	1	2
Returns	1	0

SCORE BY PERIODS

	1	2	3	4	OT	Total
TEXANS	10	20	7	7	0	44
Opponents	24	3	0	3	0	30

SCORING

	TD	Ru	Pa	Rt	PAT	FG	SAF	TP
A.Foster	3	3	0	0	0/0	0/0	0	18
N.Rackers	0	0	0	0	5/5	3/4	0	14
A.Johnson	1	0	1	0	0/0	0/0	0	6
J.Watt	1	0	0	1	0/0	0/0	0	6
TEXANS	5	3	1	1	5/5	3/4	0	44
Opponents	3	1	2	0	3/3	3/4	0	30

2-Pt. Conversions: TEXANS 0/0, Opponents: 0/0

SACKS: J. Watt 3.5, B. Reed 3.5, E. Mitchell 1.0, A. Smith 1.0. TEXANS: 9.0, Opponents: 2.0

FUMBLES/LOST: J. Jones 2/1, A. Foster 1/0. TEXANS: 3/1, Opponents: 4/0

FUMBLE RECOVERIES: None. Total: 0

RUSHING	No.	Yds	Avg	Long	TD
A.Foster	51	285	5.6	42t	3
B.Tate	9	37	4.1	9	0
J.Casey	1	0	0.0	0	0
T.Yates	2	-3	-1.5	-1	0
TEXANS	63	319	5.1	42t	3
Opponents	50	163	3.3	19	1

RECEIVING	No.	Yds	Avg	Long	TD
A.Johnson	13	201	15.5	40t	1
A.Foster	8	51	6.4	16	0
O.Daniels	4	55	13.8	21	0
K.Walter	3	36	12.0	19	0
J.Dreessen	0	0	0	0	0
J.Casey	0	0	0	0	0
B.Tate	0	0	0	0	0
TEXANS	28	343	12.3	40t	1
Opponents	41	433	10.6	36	2

INTERCEPTIONS	No.	Yds	Avg	Long	TD
J.Watt	1	29	29.0	29t	1
D.Manning	1	0	0.0	0	0
J.Joseph	1	-1	-1.0	-1	0
TEXANS	3	28	9.3	29t	1
Opponents	3	1	0.3	1	0

PUNTING	No.	Yds	Avg	Net	TB	In	Lg	B
M.Turk	10	451	45.1	41.1	1	2	56	0
TEXANS	10	451	45.1	41.1	1	2	56	0
Opponents	12	589	49.1	44.4	2	2	64	0

PUNT RETURNS	Ret	FC	Yds	Avg	Long	TD
J.Jones	9	0	16	1.8	9	0
TEXANS	9	0	16	1.8	9	0
Opponents	3	5	20	6.7	8	0

KICKOFF RETURNS	No	Yds	Avg	Long	TD
D.Manning	4	133	33.3	60	0
TEXANS	4	133	33.3	60	0
Opponents	2	47	23.5	25	0

FIELD GOALS	1-19	20-29	30-39	40-49	50+
N.Rackers	0/0	0/0	2/2	1/1	0/1
TEXANS	0/0	0/0	2/2	1/1	0/1
Opponents	0/0	0/0	1/1	2/2	0/1

N.Rackers: (39G) (40G, 33G, 50SH)
Opponents: (50WR, 37G) (48G, 44G)

PASSING	Att	Comp	Yds	Cmp%	Yds/Att	TD	TD%	Int	Int%	Long	Sack/Lost	Rating
T.Yates	55	28	343	50.9	6.2	1	1.8	3	5.5	40t	2/7	53.8
TEXANS	55	28	343	50.9	6.2	1	1.8	3	5.5	40t	2/7	53.8
Opponents	69	41	433	59.4	6.3	2	2.9	3	4.3	36	9/69	69.3

2011 POSTSEASON STATISTICS (1-1)

DEFENSIVE STATISTICS

TACKLES	Solo	Asst	Total	Sk Yds	Tackles For Loss	QB Press	INT- Yards	Pass Def.	Forced Fumbles	Fumble Recoveries
B.Cushing	10	9	19	0.0-0.0	1	0	0-0	1	0	0
D.Manning	13	3	16	0.0-0.0	0	0	1-0	2	0	0
J.Watt	11	3	14	3.5-29.0	4	4	1-29	1	0	0
B.Reed	9	4	13	3.5-23.0	2	3	0-0	0	1	0
D.Ryans	4	7	11	0.0-0.0	1	0	0-0	0	0	0
K.Jackson	7	1	8	0.0-0.0	0	0	0-0	1	0	0
J.Joseph	8	0	8	0.0-0.0	1	0	1--1	5	0	0
A.Smith	7	1	8	1.0-8.0	3	1	0-0	0	0	0
G.Quin	6	2	8	0.0-0.0	0	0	0-0	0	0	0
S.Cody	2	5	7	0.0-0.0	0	0	0-0	0	0	0
J.Allen	3	2	5	0.0-0.0	0	0	0-0	2	0	0
E.Mitchell	3	2	5	1.0-9.0	1	1	0-0	1	0	0
C.Barwin	5	0	5	0.0-0.0	0	2	0-0	0	0	0
Q.Demps	3	0	3	0.0-0.0	1	0	0-0	0	0	0
T.Jamison	1	1	2	0.0-0.0	0	0	0-0	1	0	0
T.Dobbins	2	0	2	0.0-0.0	0	0	0-0	0	0	0
B.McCain	0	0	0	0.0-0.0	0	0	0-0	2	0	0
J.Nading	0	0	0	0.0-0.0	0	0	0-0	0	1	0
TEXANS	94	40	134	9.0-69	14	11	3-28	16	2	0
Opponents	88	18	106	2.0-7	4	5	3-1	14	2	0

SPECIAL TEAMS STATISTICS

	Solo	Asst	Total	PAT	Blocks Punt	FG	Forced Fumbles	Fumble Recoveries
J.Casey	3	0	3	0	0	0	0	0
T.Dobbins	1	0	1	0	0	0	0	0
J.Nading	1	0	1	0	0	0	1	0
J.Allen	1	0	1	0	0	0	0	0
J.Weeks	1	0	1	0	0	0	0	0
B.Braman	0	1	1	0	0	0	0	0
S.Keo	0	1	1	0	0	0	0	0
S.McManis	0	1	1	0	0	0	0	0
J.Jones	0	0	0	0	0	0	0	1
TEXANS	7	3	10	0	0	0	1	1
Opponents	13	0	13	0	0	0	1	2

2012 FINAL STATISTICS (12-4)

Date	W/L	Score	Opponent	Attendance
9/9	W	30-10	Miami	71,566
9/16	W	27-7	at Jacksonville	62,907
9/23	W	31-25	at Denver	76,566
9/30	W	38-14	Tennessee	71,581
10/8	W	23-17	at New York Jets	79,088
10/14	L	24-42	Green Bay	71,702
10/21	W	43-13	Baltimore	71,708
11/4	W	21-9	Buffalo	71,698
11/11	W	13-6	at Chicago	62,410
11/18	W 43-37 (OT)		Jacksonville	71,676
11/22	W 34-31 (OT)		at Detroit	64,827
12/2	W	24-10	at Tennessee	69,143
12/10	L	14-42	at New England	68,756
12/16	W	29-17	Indianapolis	71,702
12/23	L	6-23	Minnesota	71,688
12/30	L	16-28	at Indianapolis	66,957

TEAM STATISTICS	TEXANS	Opponents
TOTAL FIRST DOWNS	341	292
Rushing	114	94
Passing	205	167
Penalty	22	31
3rd Down: Made/Att	83/221	71/215
3rd Down Pct.	37.6%	33.0%
4th Down: Made/Att	4/7	5/16
4th Down Pct.	57.1%	31.3%
POSSESSION AVG.	32:53	27:07
TOTAL NET YARDS	5,953	5,172
Avg. Per Game	372.1	323.3
Total Plays	1,090	1,015
Avg. Per Play	5.5	5.1
NET YARDS RUSHING	2,123	1,560
Avg. Per Game	132.7	97.5
Total Rushes	508	390
NET YARDS PASSING	3,830	3,612
Avg. Per Game	239.4	225.8
Sacked/Yards Lost	28/216	44/269
Gross Yards	4,046	3,881
Attempts/Completions	554/354	581/308
Completion Pct.	63.9%	53.0%
Had Intercepted	13	15
PUNTS/AVERAGE	88/47.2	92/45.2
NET PUNTING AVG.	40.5	39.2
PENALTIES/YARDS	108/873	90/863
FUMBLES/BALL LOST	12/4	23/14
TOUCHDOWNS	46	38
Rushing	19	5
Passing	22	29
Returns	5	4

SCORE BY PERIODS	1	2	3	4	OT	Total
TEXANS	94	136	100	74	12	416
Opponents	77	83	85	83	3	331

SCORING	TD	Ru	Pa	Rt	PAT	FG	2PT	TP
S.Graham	0	0	0	0	45/45	31/38	0	138
A.Foster	17	15	2	0	0/0	0/0	0	102
O.Daniels	6	0	6	0	0/0	0/0	0	36
A.Johnson	4	0	4	0	0/0	0/0	0	24
J.Casey	3	0	3	0	0/0	0/0	0	18
G.Graham	3	0	3	0	0/0	0/0	0	18
B.Tate	2	2	0	0	0/0	0/0	0	12
K.Walter	2	0	2	0	0/0	0/0	0	12
J.Joseph	1	0	0	1	0/0	0/0	0	6
D.Manning	1	0	0	1	0/0	0/0	0	6
J.Forsett	1	1	0	0	0/0	0/0	0	6
T.Yates	1	1	0	0	0/0	0/0	0	6
B.Braman	1	0	0	1	0/0	0/0	0	6
L.Jean	1	0	1	0	0/0	0/0	0	6
K.Martin	1	0	1	0	0/0	0/0	0	6
D.Posey	1	0	0	1	0/0	0/0	0	6
K.Jackson	1	0	0	1	0/0	0/0	0	6
C.Barwin	0	0	0	0	0/0	0/0	0	2
TEXANS	46	19	22	5	45/45	31/38	0	416
Opponents	38	5	29	4	38/38	21/24	0	331

2-Pt. Conversions: TEXANS 0/0, Opponents: 0/0

SACKS: J.Watt 20.5, A.Smith 7.0, W.Mercilus 6.0, C.Barwin 3.0, B.Reed 2.5, T.Jamison 1.0, B.Ruud 1.0, G.Quin 1.0, D.Manning 1.0, B.McCain 0.5, B.James 0.5 TEXANS: 44.0, Opponents: 28.0

RUSHING	No.	Yds	Avg	Long	TD
A.Foster	351	1,424	4.1	46	15
J.Forsett	63	374	5.9	81t	1
B.Tate	65	279	4.3	25	2
K.Martin	4	53	13.3	21	0
J.Casey	1	6	6.0	6	0
T.Yates	2	-1	-0.5	1t	1
D.Posey	1	-3	-3.0	-3	0
M.Schaub	21	-9	-0.4	8	0
TEXANS	508	2,123	4.2	81t	19
Opponents	390	1,560	4.0	29	5

RECEIVING	No.	Yds	Avg	Long	TD
A.Johnson	112	1,598	14.3	60t	4
O.Daniels	62	716	11.5	39t	6
K.Walter	41	518	12.6	52t	2
A.Foster	40	217	5.4	23	2
J.Casey	34	330	9.7	30	3
G.Graham	28	263	9.4	30	3
B.Tate	11	49	4.5	11	0
K.Martin	10	85	8.5	18	1
L.Jean	6	151	25.2	54t	1
D.Posey	6	87	14.5	36	0
J.Forsett	3	38	12.7	18	0
M.Schaub	1	-6	-6.0	-6	0
A.Gardner	0	0	0	0	0
TEXANS	354	4,046	11.4	60t	22
Opponents	308	3,881	12.6	81t	29

INTERCEPTIONS	No.	Yds	Avg	Long	TD
K.Jackson	4	71	17.8	63t	1
J.Joseph	2	88	44.0	52t	1
D.Manning	2	59	29.5	55t	1
G.Quin	2	22	11.0	22	0
B.McCain	1	86	86.0	86	0
T.Dobbins	1	7	7.0	7	0
B.Cushing	1	1	1.0	1	0
S.Keo	1	1	1.0	1	0
D.Sharpton	1	-2	-2.0	-2	0
TEXANS	15	333	22.2	86	3
Opponents	13	136	10.5	26	0

PUNTING	No.	Yds	Avg	Net	TB	In	Lg	B
D.Jones	88	4,150	47.2	40.5	5	28	66	0
TEXANS	88	4,150	47.2	40.5	5	28	66	0
Opponents	90	4,156	45.2	40.0	3	35	70	2

PUNT RETURNS	Ret	FC	Yds	Avg	Long	TD
K.Martin	22	10	267	12.1	71	0
T.Holliday	16	6	147	9.2	36	0
TEXANS	38	16	414	10.9	71	0
Opponents	48	15	483	10.1	72t	1

KICKOFF RETURNS	No.	Yds	Avg	Long	TD
K.Martin	31	741	23.9	54	0
T.Holliday	10	194	19.4	30	0
D.Manning	1	18	18.0	18	0
J.Casey	1	0	0.0	0	0
S.Keo	1	0	0.0	0	0
TEXANS	44	953	21.7	54	0
Opponents	62	1,595	25.7	101t	2

FIELD GOALS	1-19	20-29	30-39	40-49	50+
S.Graham	1/1	8/8	11/11	7/9	4/9
TEXANS	1/1	8/8	11/11	7/9	4/9
Opponents	0/0	5/5	7/8	4/6	5/5

S. Graham: (52SH, 35G, 40G, 19G) (31G, 37G) (41G) (33G) (27G, 42G, 22G) (51G) (33G, 29G) (46B) (20G, 42G) (42G, 50WL, 27G, 47WL, 25G) (45G, 51WL, 32G) (50G) () (29G, 35G, 50WL, 27G, 46G, 33G) (51G, 33G) (51G, 37G, 37G, 52WR)
Opponents: (39G) () (32G, 23G, 53G) () (21G) () (51G, 54G) (37WR, 22G, 38G, 39G) (51G, 24G, 48LU) (43G, 40G, 33G) (46G, 47RU) (37G) () (26G) (56G, 41G, 39G) ()

FUMBLES/LOST: A. Foster, 3/2, T. Yates 2/1, B. Tate, 1/1, T. Holliday, 1/0, M. Schaub 4/0, K. Martin 1/0. TEXANS: 12/4, Opponents: 22/14

OPP. FUMBLE RECOVERIES: T. Dobbins 4, J. Watt 2, B. James 2, C. Barwin 1, Q. Demps 1, D. Manning 1, W. Mercilus 1, D. Sharpton 1, A. Smith 1. Total: 14

PASSING	Att	Comp	Yds	Cmp%	Yds/Att	TD	TD%	Int	Int%	Long	Sack/Lost	Rating
M.Schaub	544	350	4,008	64.3	7.4	22	4.0	12	2.2	60t	27/216	90.7
T.Yates	10	4	38	40.0	3.8	0	0.0	1	10.0	19	1/0	11.7
TEXANS	554	354	4,046	63.9	7.3	22	4.0	13	2.3	60t	28/216	89.2
Opponents	581	308	3,881	53.0	6.7	29	5.0	15	2.6	81t	44/269	80.0

2012 FINAL STATISTICS (12-4)

DEFENSIVE STATISTICS

TACKLES	Solo	Asst	Total	Sacks	Sk Yds	Tackles For Loss	QB Hits	INT- Yards	Pass Def.	Forced Fumbles	Fumble Recoveries
J.Watt	85	22	107	20.5	138.5	39	42	0	16	4	2
G.Quin	91	14	105	1.0	8.0	6	1	2 (22)	14	2	0
B.James	57	48	105	0.5	4.0	3	3	0	2	0	2
D.Manning	87	9	96	1.0	0.0	2	1	2 (59)	8	3	1
J.Joseph	60	7	67	0.0	0.0	0	0	2 (88)	11	0	0
K.Jackson	57	9	66	0.0	0.0	1	0	4 (71)	16	0	0
C.Barwin	39	26	65	3.0	15.0	12	16	0	4	0	1
E.Mitchell	25	30	55	0.0	0.0	1	1	0	3	1	0
A.Smith	35	16	51	7.0	51.0	7	17	0	3	2	1
T.Dobbins	30	19	49	0.0	0.0	2	2	1 (7)	4	0	4
B.Cushing	27	16	43	0.0	0.0	0	1	1 (1)	2	1	0
B.Reed	23	19	42	2.5	11.5	4	6	0	3	1	0
D.Sharpton	18	21	39	0.0	0.0	2	2	1 (-2)	2	0	1
J.Crick	17	15	32	0.0	0.0	0	2	0	2	0	0
Q.Demps	26	4	30	0.0	0.0	2	0	0	5	0	1
S.Cody	13	14	27	0.0	0.0	0	0	0	2	0	0
W.Mercilus	14	10	24	6.0	17.0	6	5	0	1	2	1
B.McCain	20	2	22	0.5	4.0	0	2	1 (86)	7	0	0
B.Ruud	8	7	15	1.0	8.0	1	1	0	2	0	0
B.Harris	10	2	12	0.0	0.0	0	0	0	3	0	0
T.Jamison	2	9	11	1.0	12.0	1	1	0	1	0	0
A.Ball	7	0	7	0.0	0.0	0	0	0	3	0	0
B.Braman	4	2	6	0.0	0.0	0	0	0	0	0	0
T.Nolan	4	1	5	0.0	0.0	0	0	0	0	0	0
R.Carmichael	5	0	5	0.0	0.0	0	0	0	1	0	0
S.Keo	2	2	4	0.0	0.0	0	0	1 (1)	1	0	0
J.Nading	1	2	3	0.0	0.0	0	0	0	0	0	0
T.McClain	0	1	1	0.0	0.0	0	0	0	0	0	0
TEXANS	767	327	1,094	44.0	269.0	89	103	15 (333)	116	16	14
Opponents	730	212	942	28.0	216.0	84	71	13 (136)	67	8	4

MISCELLANEOUS TACKLES: O.Daniels 4, A.Johnson 3, K.Martin 2, A.Caldwell 1, J.Casey 1, J.Forsett 1, A.Foster 1, G.Graham 1, D.Newton 1, K.Walter 1.

MISCELLANEOUS FUMBLE RECOVERIES: M.Schaub 2, A.Foster 1, R.Harris 1, C.Myers 1, T.Yates 1.

SPECIAL TEAMS STATISTICS

	Solo	Asst	Total	Blocked PAT	Blocked Punt	Blocked FG	Forced Fumbles	Fumble Recoveries
B.Braman	14	2	16	0	2	0	0	0
A.Ball	11	2	13	0	0	0	1	0
J.Nading	10	3	13	0	0	0	0	0
S.Keo	7	4	11	0	0	0	0	0
T.Dobbins	7	2	9	0	0	0	0	0
Q.Demps	6	3	9	0	0	0	0	0
W.Mercilus	5	2	7	0	0	0	0	0
M.Alexander	4	1	5	0	0	0	0	0
B.McCain	5	0	5	0	0	0	0	0
D.Posey	2	3	5	0	0	0	0	0
R.Carmichael	5	0	5	0	0	0	0	0
J.Forsett	4	0	4	0	0	0	0	0
B.Ruud	4	0	4	0	0	0	0	0
T.Nolan	1	2	3	0	0	0	0	0
S.Graham	3	0	3	0	0	0	0	0
J.Casey	3	0	3	0	0	0	0	0
J.Weeks	0	2	2	0	0	0	0	0
B.Harris	2	0	2	0	0	0	0	0
D.Jones	1	1	2	0	0	0	0	0
G.Graham	1	0	1	0	0	0	0	0
D.Sharpton	1	0	1	0	0	0	0	0
E.Pleasant	1	0	1	0	0	0	0	0
T.Clutts	0	1	1	0	0	0	0	0
K.Martin	0	0	0	0	0	0	0	1
TEXANS	97	28	125	0	2	0	1	1
Opponents	67	16	83	0	0	1	1	1

2012 POSTSEASON STATISTICS (1-1)

Date	W/L	Score	Opponent	Attendance
1/5/13	W	19-13	Cincinnati (WC)	71,738
1/13/13	L	41-28	at New England (Div)	68,756

TEAM STATISTICS	TEXANS	Opponents
TOTAL FIRST DOWNS	49	36
Rushing	13	13
Passing	32	20
Penalty	4	3
3rd Down: Made/Att	12/32	6/22
3rd Down Pct.	37.5%	27.3%
4th Down: Made/Att	3/5	1/2
4th Down Pct.	60.0%	50.0%
POSSESSION AVG.	35:07	24:54
TOTAL NET YARDS	845	655
Avg. Per Game	422.5	327.5
Total Plays	152	113
Avg. Per Play	5.6	5.8
NET YARDS RUSHING	249	202
Avg. Per Game	124.5	101.0
Total Rushes	62	40
NET YARDS PASSING	596	453
Avg. Per Game	298.0	226.5
Sacked/Yards Lost	1/9	3/18
Gross Yards	605	471
Attempts/Completions	89/63	70/39
Completion Pct.	70.8%	55.7%
Had Intercepted	2	1
PUNTS/AVERAGE	8/38.5	10/49.7
NET PUNTING AVG.	34.5	46.6
PENALTIES/YARDS	10/75	10/107
FUMBLES/BALL LOST	3/0	1/0
TOUCHDOWNS	4	6
Rushing	2	2
Passing	2	3
Returns	0	1

SCORE BY PERIODS	1	2	3	4	OT	Total
TEXANS	6	16	7	18	0	47
Opponents	7	17	17	13	0	54

SCORING	TD	Ru	Pa	Rt	PAT	FG	2PT	TP
S.Graham	0	0	0	0	3/3	6/6	0	21
A.Foster	3	2	1	0	0/0	0/0	0	18
D.Posey	1	0	1	0	0/0	0/0	0	6
A.Johnson	0	0	0	0	0/0	0/0	1	2
TEXANS	4	2	2	0	3/3	6/6	1	47
Opponents	6	2	3	1	6/6	4/4	0	54

2-Pt. Conversions: TEXANS 1/1, Opponents: 0/0

SACKS: B.Reed 1.5, J.Watt 1.5. TEXANS: 3.0, Opponents: 1.0

FUMBLES/LOST: K. Martin 1/0, M. Schaub 1/0, K. Walter 1/0. TEXANS: 3/0. Opponents: 0/0

OPP. FUMBLE RECOVERIES: None

RUSHING	No.	Yds	Avg	Long	TD
A.Foster	54	230	4.3	21	2
K.Martin	1	16	16.0	16	0
M.Schaub	5	2	0.4	2	0
B.Tate	2	1	0.5	1	0
TEXANS	62	249	4.0	21	2
Opponents	40	202	5.1	29	2

Receiving	No.	Yds	Avg	Long	TD
O.Daniels	18	172	9.6	24	0
A.Foster	15	97	6.5	28	1
A.Johnson	12	157	13.1	22	0
K.Walter	6	41	6.8	12	0
G.Graham	5	42	8.4	20	0
J.Casey	4	49	12.3	20	0
D.Posey	3	47	15.7	25t	1
L.Jean	0	0	0	0	0
TEXANS	63	605	9.6	28	2
Opponents	39	471	12.1	47	3

Interceptions	No.	Yds	Avg	Long	TD
J.Joseph	1	14	14.0	14	0
TEXANS	1	14	14.0	14	0
Opponents	2	27	13.5	21t	1

PUNTING	No.	Yds	Avg	Net	TB	In	Lg	B
D.Jones	8	308	38.5	34.5	1	3	48	0
TEXANS	8	308	38.5	34.5	1	3	48	0
Opponents	10	497	49.7	46.6	0	5	64	0

PUNT RETURNS	Ret	FC	Yds	Avg	Long	TD
K.Martin	5	3	31	6.2	12	0
TEXANS	5	3	31	6.2	12	0
Opponents	4	1	12	3.0	12	0

Kickoff Returns	No.	Yds	Avg	Long	TD
D.Manning	6	263	43.8	94	0
J.Casey	1	14	14.0	14	0
TEXANS	7	277	39.6	94	0
Opponents	9	207	23.0	43	0

Field Goals	1-19	20-29	30-39	40-49	50+
S.Graham	0/0	4/4	0/0	1/1	1/1
TEXANS	0/0	4/4	0/0	1/1	1/1
Opponents	0/0	0/0	3/3	1/1	0/0

S. Graham: (48G, 27G, 22G, 24G) (27G, 55G)
Opponents: (34G, 37G) (37G, 38G)

PASSING	Att	Comp	Yds	Cmp%	Yds/Att	TD	TD%	Int	Int%	Long	Sack/Lost	Rating
M.Schaub	89	63	605	70.8	6.8	2	2.2	2	2.2	28	1/9	87.5
TEXANS	89	63	605	70.8	6.8	2	2.2	2	2.2	28	1/9	87.5
Opponents	70	39	471	55.7	6.7	3	4.3	1	1.4	47	3/18	84.9

2012 POSTSEASON STATISTICS (1-1)

DEFENSIVE STATISTICS

TACKLES	Solo	Asst	Total	Sacks	Sk Yds	Tackles For Loss	QB Hits	INT- Yards	Pass Def.	Forced Fumbles	Fumble Recoveries
B.James	6	9	15	0.0	0.0	2	0	0	0	0	0
G.Quin	6	8	14	0.0	0.0	1	2	0	3	0	0
J.Joseph	8	2	10	0.0	0.0	0	0	1 (14)	2	0	0
J.Watt	6	3	9	1.5	13.5	3	3	0	2	0	0
S.Keo	3	5	8	0.0	0.0	0	0	0	0	0	0
D.Manning	4	3	7	0.0	0.0	0	0	0	0	0	0
B.Reed	4	2	6	1.5	4.5	0	2	0	0	0	0
K.Jackson	4	2	6	0.0	0.0	0	0	0	2	0	0
B.Ruud	3	3	6	0.0	0.0	0	0	0	0	0	0
E.Mitchell	2	3	5	0.0	0.0	1	0	0	0	0	0
A.Smith	3	0	3	0.0	0.0	0	3	0	0	0	0
B.Harris	3	0	3	0.0	0.0	0	0	0	1	0	0
C.Barwin	2	0	2	0.0	0.0	1	0	0	1	0	0
A.Ball	1	0	1	0.0	0.0	0	0	0	0	0	0
J.Crick	0	1	1	0.0	0.0	0	0	0	0	0	0
W.Mercilus	0	1	1	0.0	0.0	0	0	0	0	0	0
TEXANS	55	42	97	3.0	18.0	8	10	1 (14)	11	0	0
Opponents	102	37	139	1.0	9.0	6	5	2 (27)	6	1	0

MISCELLANEOUS TACKLES: C.Myers 1

SPECIAL TEAMS STATISTICS

	Solo	Asst	Total	Blocked PAT	Blocked Punt	Blocked FG	Forced Fumbles	Fumble Recoveries
A.Ball	4	0	4	0	0	0	0	0
D.Posey	2	0	2	0	0	0	0	0
Q.Demps	1	1	2	0	0	0	0	0
S.Graham	2	0	2	0	0	0	0	0
W.Mercilus	1	0	1	0	0	0	0	0
E.Pleasant	0	1	1	0	0	0	0	0
B.Braman	1	0	1	0	0	0	0	0
B.Harris	1	0	1	0	0	0	0	0
TEXANS	12	2	14	0	0	0	0	0
Opponents	8	6	14	0	0	0	0	1

2013 FINAL STATISTICS (2-14)

Date	W/L	Score	Opponent	Attendance
9/9	W	31-28	at San Diego	59,522
9/15	W	30-24 (OT)	Tennessee	71,718
9/22	L	30-9	at Baltimore	71,168
9/29	L	23-20 (OT)	Seattle	71,756
10/6	L	34-3	at San Francisco	69,732
10/13	L	38-13	St. Louis	71,104
10/20	L	17-16	at Kansas City	74,118
11/3	L	27-24	Indianapolis	71,778
11/10	L	27-24	at Arizona	60,845
11/17	L	28-23	Oakland	71,726
11/24	L	13-6	Jacksonville	71,659
12/1	L	34-31	New England	71,769
12/5	L	27-20	at Jacksonville	60,414
12/15	L	25-3	at Indianapolis	65,470
12/22	L	37-13	Denver	71,161
12/29	L	16-10	at Tennessee	69,143

TEAM STATISTICS

	TEXANS	Opponents
TOTAL FIRST DOWNS	307	282
Rushing	90	88
Passing	198	158
Penalty	19	36
3rd Down: Made/Att	83/231	75/217
3rd Down Pct.	35.9%	34.6%
4th Down: Made/Att	6/17	3/8
4th Down Pct.	35.3%	37.5%
POSSESSION AVG.	31:00	29:00
TOTAL NET YARDS	5,556	5,081
Avg. Per Game	347.3	317.6
Total Plays	1,089	970
Avg. Per Play	5.1	5.2
NET YARDS RUSHING	1,743	1,958
Avg. Per Game	108.9	122.4
Total Rushes	414	454
NET YARDS PASSING	3,813	3,123
Avg. Per Game	238.3	195.2
Sacked/Yards Lost	42/370	32/187
Gross Yards	4,183	3,310
Attempts/Completions	633/371	484/287
Completion Pct.	58.6%	59.3%
Had Intercepted	22	7
PUNTS/AVERAGE	88/47.6	91/45.7
NET PUNTING AVG.	40.0	40.2
PENALTIES/YARDS	112/1,138	103/809
FUMBLES/BALL LOST	21/9	15/4
TOUCHDOWNS	28	48
Rushing	7	11
Passing	19	29
Returns	2	8

SCORE BY PERIODS

	1	2	3	4	OT	Total
TEXANS	64	93	53	60	6	276
Opponents	97	113	106	109	3	428

SCORING

	TD	Ru	Pa	Rt	PAT	FG	2PT	TP
R.Bullock	0	0	0	0	26/26	26/35	0	104
G.Graham	5	0	5	0	0/0	0/0	0	30
A.Johnson	5	0	5	0	0/0	0/0	0	30
B.Tate	4	4	0	0	0/0	0/0	0	24
O.Daniels	3	0	3	0	0/0	0/0	0	18
K.Martin	3	0	2	1	0/0	0/0	0	18
A.Foster	2	1	1	0	0/0	0/0	1	14
D.Hopkins	2	0	2	0	0/0	0/0	0	12
B.Cushing	1	0	0	1	0/0	0/0	0	6
C.Keenum	1	1	0	0	0/0	0/0	0	6
J.Grimes	1	1	0	0	0/0	0/0	0	6
R.Griffin	1	0	1	0	0/0	0/0	0	6
J.Mays	0	0	0	0	0/0	0/0	0	2
TEXANS	28	7	19	2	26/26	26/35	1	276
Opponents	48	11	29	8	46/46	30/35	1	428

2-Pt. Conversions: TEXANS 1/1, Opponents: 1/2

SACKS: J.Watt 10.5, W.Mercilus 7.0, A.Smith 5.0, B.Reed 3.0, E.Mitchell 1.5, B.Cushing 1.5, J.Mays 1.0, D.Manning 1.0, TEAM 1.0, J.Tarpinian 0.5 TEXANS: 32.0, Opponents: 42.0

RUSHING	No.	Yds	Avg	Long	TD
B.Tate	181	771	4.3	60	4
A.Foster	121	542	4.5	23	1
D.Johnson	49	183	3.7	29	0
J.Grimes	21	73	3.5	12	1
C.Keenum	14	72	5.1	22	1
D.Karim	12	51	4.3	14	0
M.Schaub	5	24	4.8	7	0
C.Wood	3	9	3.0	5	0
R.Graham	4	8	2.0	4	0
S.Keo	1	8	8.0	8	0
G.Jones	2	2	1.0	4	0
T.Yates	1	0	0.0	0	0
TEXANS	414	1,743	4.2	60	7
Opponents	454	1,958	4.3	80t	11

RECEIVING	No.	Yds	Avg	Long	TD
A.Johnson	109	1,407	12.9	62t	5
D.Hopkins	52	802	15.4	66	2
G.Graham	49	545	11.1	42t	5
B.Tate	34	140	4.1	10	0
O.Daniels	24	252	10.5	28	3
K.Martin	22	253	11.5	32	2
A.Foster	22	183	8.3	41	1
R.Griffin	19	244	12.8	40	1
D.Posey	15	155	10.3	42	0
D.Johnson	8	46	5.8	14	0
J.Grimes	6	76	12.7	31	0
G.Jones	5	34	6.8	19	0
L.Jean	4	35	8.8	11	0
R.Graham	1	12	12.0	12	0
D.Karim	1	-1	-1.0	0	0
TEXANS	371	4,183	11.3	66	19
Opponents	287	3,310	11.5	64t	29

INTERCEPTIONS	No.	Yds	Avg	Long	TD
J.Joseph	3	64	21.3	32	0
B.Cushing	1	18	18.0	18t	1
S.Keo	1	4	4.0	4	0
D.Sweatman	1	0	0.0	0	0
B.McCain	1	0	0.0	0	0
TEXANS	7	86	12.3	32	1
Opponents	22	357	16.2	98t	5

PUNTING	No.	Yds	Avg	Net	TB	In	Lg	B
S.Lechler	88	4,189	47.6	40.0	7	34	65	0
TEXANS	88	4,189	47.6	40.0	7	34	65	0
Opponents	91	4,161	45.7	40.2	7	31	64	0

PUNT RETURNS	Ret	FC	Yds	Avg	Long	TD
K.Martin	39	21	345	8.8	87t	1
S.Keo	3	0	15	5.0	9	0
TEXANS	42	21	360	8.6	87t	1
Opponents	43	23	530	12.3	82t	1

KICKOFF RETURNS	No.	Yds	Avg	Long	TD
K.Martin	36	947	26.3	50	0
D.Johnson	6	151	25.2	32	0
D.Karim	4	78	19.5	31	0
G.Jones	2	43	21.5	26	0
C.Wood	1	20	20.0	20	0
D.Manning	1	18	18.0	18	0
J.Crick	1	0	0.0	0	0
TEXANS	51	1,257	24.6	50	0
Opponents	39	1,004	25.7	57	0

FIELD GOALS	1-19	20-29	30-39	40-49	50+
R.Bullock	1/1	7/7	5/5	12/17	1/5
TEXANS	1/1	7/7	5/5	12/17	1/5
Opponents	0/0	5/5	10/10	11/14	4/6

R.Bullock: (51WL, 41G) (50WR, 50WR, 46LU) (27G, 29G, 47G) (22G, 42G) (45WL, 41G) (20G, 35G) (48G, 21G, 47G) (49WL, 43G, 43WR, 55WL) (48G, 40B) (51G, 26G, 30G) (49G, 20G) (43G) (34G, 31G) (49G) (45G, 35G) (19G)
Opponents: () (48WR, 47G) (28G, 45G, 43G) (48G, 39G, 45G) (38G, 24G) (42G) (22G) (42B, 30G, 35G) (35G, 21G) (54LU) (30G, 49B, 53G) (55WR, 53G, 53G) (40G, 39G) (37G, 43G, 40G) (32G, 25G, 44G) (42G, 55G, 37G)

FUMBLES/LOST: C. Keenum 6/2, B. Tate 5/2, D. Hopkins 1/1, J. Grimes 1/1, M. Schaub 2/1, K. Martin 2/1, G. Graham 2/1, C. Myers 1/0, T. Yates 1/0

TEXANS: 21/9, Opponents: 15/4

OPP. FUMBLE RECOVERIES: J. Watt 2, K. Jackson 1, T. McClain 1. Total: 4

PASSING	Att	Comp	Yds	Cmp%	Yds/Att	TD	TD%	Int	Int%	Long	Sack/Lost	Rating
M.Schaub	358	219	2,310	61.2	6.5	10	2.8	14	3.9	46	21/162	73.0
C.Keenum	253	137	1,760	54.2	7.0	9	3.6	6	2.4	66	19/201	78.2
T.Yates	22	15	113	68.2	5.1	0	0.0	2	9.1	20	2/7	42.4
TEXANS	633	371	4,183	58.6	6.6	19	3.0	22	3.5	66	42/370	74.0
Opponents	484	287	3,310	59.3	6.8	29	6.0	7	1.4	64t	32/187	93.9

2013 FINAL STATISTICS (2-14)

DEFENSIVE STATISTICS

TACKLES	Solo	Asst	Total	Sacks	Sk Yds	Tackles For Loss	QB Hits	INT- Yards	Pass Def.	Forced Fumbles	Fumble Recoveries
D.Sharpton	69	58	127	0.0	0.0	2	4	0	1	1	0
J.Watt	80	37	117	10.5	70.5	22	46	0	7	4	2
E.Mitchell	33	54	87	1.5	9.5	2	3	0	0	0	0
B.Reed	48	39	87	3.0	17.0	9	6	0	0	0	0
J.Mays	41	43	84	1.0	7.0	6	4	0	3	0	0
D.Swearinger	62	21	83	0.0	0.0	3	0	1 (0)	4	1	0
B.Cushing	44	21	65	1.5	4.5	6	4	1 (18)	3	1	0
W.Mercilus	35	30	65	7.0	36.0	6	18	0	0	0	0
S.Keo	53	11	64	0.0	0.0	0	0	1 (4)	6	0	0
K.Jackson	58	4	62	0.0	0.0	1	0	0	9	0	1
J.Joseph	51	4	55	0.0	0.0	1	1	3 (64)	16	0	0
A.Smith	29	21	50	5.0	29.5	8	13	0	0	1	0
D.Manning	31	4	35	1.0	6.0	1	1	0	2	0	0
J.Crick	15	18	33	0.0	0.0	1	2	0	3	0	0
B.McCain	23	7	30	0.0	0.0	0	0	1 (0)	7	0	0
J.Tarpinian	16	13	29	0.5	3.0	2	2	0	1	0	0
E.Reed	15	6	21	0.0	0.0	0	0	0	0	0	0
T.McClain	9	12	21	0.0	0.0	0	1	0	0	0	1
B.Harris	15	5	20	0.0	0.0	0	0	0	4	0	0
E.Pleasant	13	2	15	0.0	0.0	0	0	0	2	0	0
J.Tuggle	3	1	4	0.0	0.0	0	0	0	0	0	0
T.Jamison	1	3	4	0.0	0.0	0	0	0	0	0	0
W.Jefferson	2	1	3	0.0	0.0	0	0	0	0	0	0
R.Sapp	0	1	1	0.0	0.0	0	0	0	0	0	0
TEAM	1	0	1	1.0	4.0	0	0	0	0	0	0
TEXANS	747	416	1,163	32.0	187.0	70	105	7 (86)	72	8	4
Opponents	725	213	948	42.0	370.0	81	110	22 (357)	98	17	9

MISCELLANEOUS TACKLES: A.Johnson 6, D.Hopkins 3, D.Brown 2, B.Tate 2, G.Jones 2, W.Smith 2, B.Brooks 1, O.Daniels 1, R.Griffin 1, D.Newton 1, T.Yates 1

MISCELLANEOUS FUMBLE RECOVERIES: B.Brooks 2, D.Brown 1, G.Graham 1, A.Johnson 1, B.Jones 1, G.Jones 1, B.Tate 1, T.Yates 1

SPECIAL TEAMS STATISTICS

TACKLES	Solo	Asst	Total	Blocked PAT	Blocked Punt	Blocked FG	Forced Fumbles	Fumble Recoveries
J.Tuggle	10	1	11	0	0	0	1	0
E.Pleasant	8	0	8	0	0	0	0	0
B.Braman	8	0	8	0	0	0	0	0
E.Mack	8	0	8	0	0	0	0	0
J.Weeks	2	4	6	0	0	0	0	0
J.Victorian	4	1	5	0	0	0	0	0
D.Swearinger	4	0	4	0	0	0	0	0
B.McCain	4	0	4	0	0	0	0	0
R.Griffin	3	1	4	0	0	0	0	0
S.Keo	3	0	3	0	0	0	0	0
B.Harris	3	0	3	0	0	0	0	0
M.Mohamed	3	0	3	0	0	0	0	0
A.Bouye	2	0	2	0	0	0	0	0
S.Lechler	2	0	2	0	0	0	0	0
G.Jones	2	0	2	0	0	0	0	0
J.Tarpinian	1	1	2	0	0	0	0	0
J.Grimes	1	0	1	0	0	0	0	0
J.Starling	1	0	1	0	0	0	0	0
D.Karim	1	0	1	0	0	0	0	0
D.Smith	1	0	1	0	0	0	0	0
L.Jean	1	0	1	0	0	0	0	0
J.Mays	1	0	1	0	0	0	0	0
T.Gooden	1	0	1	0	0	0	0	0
R.Bullock	1	0	1	0	0	0	0	0
J.Watt	0	0	0	0	0	2	0	0
TEXANS	75	8	83	0	0	2	1	0
Opponents	89	16	105	0	0	1	2	4

2014 FINAL STATISTICS (9-7)

Date	W/L	Score	Opponent	Attendance
9/7	W	17-6	Washington	71,770
9/14	W	30-14	at Oakland	54,063
9/21	L	30-17	at New York Giants	77,462
9/28	W	23-17	Buffalo	71,756
10/5	L	20-17(OT)	at Dallas	91,159
10/9	L	33-28	Indianapolis	71,787
10/20	L	30-23	at Pittsburgh	56,375
10/26	W	30-16	at Tennessee	69,143
11/2	L	31-21	Philadelphia	71,780
11/16	W	23-7	at Cleveland	67,431
11/23	L	22-13	Cincinnati	71,777
11/30	W	45-21	Tennessee	71,714
12/7	W	27-13	at Jacksonville	61,070
12/14	L	17-10	at Indianapolis	65,148
12/21	W	25-13	Baltimore	71,771
12/28	W	23-17	Jacksonville	71,777

TEAM STATISTICS	TEXANS	Opponents
TOTAL FIRST DOWNS	313	329
Rushing	108	89
Passing	171	206
Penalty	34	34
3rd Down: Made/Att	91/235	74/218
3rd Down Pct.	38.7%	33.9%
4th Down: Made/Att	10/17	6/17
4th Down Pct.	58.8%	35.3%
POSSESSION AVG.	30:53	29:07
TOTAL NET YARDS	5,513	5,571
Avg. Per Game	344.6	348.2
Total Plays	1,062	1,077
Avg. Per Play	5.2	5.2
NET YARDS RUSHING	2,161	1,681
Avg. Per Game	135.1	105.1
Total Rushes	551	420
NET YARDS PASSING	3,352	3,890
Avg. Per Game	209.5	243.1
Sacked/Yards Lost	26/108	38/251
Gross Yards	3,460	4,141
Attempts/Completions	485/295	619/363
Completion Pct.	60.8%	58.6%
Had Intercepted	13	20
PUNTS/AVERAGE	84/45.8	83/45.1
NET PUNTING AVG.	38.7	41.4
PENALTIES/YARDS	94/834	99/786
FUMBLES/BALL LOST	19/9	24/14
TOUCHDOWNS	40	36
Rushing	12	6
Passing	22	28
Returns	6	2

SCORE BY PERIODS	1	2	3	4	OT	Total
TEXANS	69	111	88	104	0	372
Opponents	58	99	64	83	3	307

SCORING	TD	Ru	Pa	Rt	PAT	FG	2PT	TP
R.Bullock	0	0	0	0	40/40	30/35	0	130
A.Foster	13	8	5	0	0/0	0/0	0	78
D.Hopkins	6	0	6	0	0/0	0/0	0	36
J.Watt	5	0	3	2	0/0	0/0	0	32
A.Blue	4	2	1	1	0/0	0/0	0	24
A.Johnson	3	0	3	0	0/0	0/0	0	18
R.Fitzpatrick	2	2	0	0	0/0	0/0	0	12
J.Joseph	1	0	0	1	0/0	0/0	0	6
G.Graham	1	0	1	0	0/0	0/0	0	6
K.Lewis	1	0	0	1	0/0	0/0	0	6
D.Johnson	1	0	1	0	0/0	0/0	0	6
R.Griffin	1	0	1	0	0/0	0/0	0	6
A.Bouye	1	0	0	1	0/0	0/0	0	6
C.Fiedorowicz	1	0	1	0	0/0	0/0	0	6
TEXANS	40	12	22	6	40/40	30/35	0	372
Opponents	36	6	28	2	32/33	19/22	0	307

2-Pt. Conversions: TEXANS 0/0, Opponents: 0/3

Sacks: J.Watt 20.5, W.Mercilus 5.0, J.Crick 3.5, B.Reed 3.0, T.Jamison 1.5, J.Simon 1.5, D.Swearingner 1.0, B.Cushing 1.0, A.Dent 1.0. TEXANS: 38.0, Opponents: 26.0

FUMBLES/LOST: A. Johnson 3/3, A. Foster 2/2, D. Hopkins 2/1, R. Fitzpatrick 5/1, T. Savage 2/1, C. Keenum 1/1, D. Johnson 2/0, D. Manning 1/0, C. Myers 1/0

TEXANS: 18/8, Opponents: 22/14

OPP. FUMBLE RECOVERIES: J. Watt 5, J. Joseph 2, A. Blue 1, A. Bouye, D. Hopkins 1, T. Jamison 1, K. Lewis 1, D. Swearingner 1, J. Tuggle 1. Total: 14

RUSHING	No.	Yds	Avg	Long	TD
A.Foster	260	1,246	4.8	51	8
A.Blue	169	528	3.1	46	2
R.Fitzpatrick	50	184	3.7	16	2
J.Grimes	39	153	3.9	11	0
C.Keenum	10	35	3.5	13	0
D.Johnson	5	19	3.8	12	0
R.Brown	6	4	0.7	2	0
R.Mallett	6	-2	-0.3	2	0
T.Savage	6	-6	-1.0	1	0
TEXANS	551	2,161	3.9	51	12
Opponents	420	1,681	4.0	41	6

RECEIVING	No.	Yds	Avg	Long	TD
A.Johnson	85	936	11.0	35	3
D.Hopkins	76	1,210	15.9	76t	6
A.Foster	38	327	8.6	56t	5
D.Johnson	31	331	10.7	44t	1
G.Graham	18	197	10.9	26	1
A.Blue	15	113	7.5	22	1
R.Griffin	10	91	9.1	25	1
J.Grimes	6	86	14.3	31	0
K.Martin	6	78	13.0	32	0
C.Fiedorowicz	4	28	7.0	9	1
J.Watt	3	4	1.3	2t	3
D.Posey	1	30	30.0	30	0
J.Prosch	1	24	24.0	24	0
R.Brown	1	5	5.0	5	0
TEXANS	295	3,460	11.7	76t	22
Opponents	363	4,141	11.4	80t	28

INTERCEPTIONS	No.	Yds	Avg	Long	TD
A.Bouye	3	120	40.0	67	1
K.Jackson	3	97	32.3	65	0
J.Rolle	3	25	8.3	13	0
J.Joseph	2	85	42.5	60t	1
K.Lewis	2	32	16.0	27t	1
D.Swearingner	2	31	15.5	25	0
J.Watt	1	80	80.0	80t	1
J.Tuggle	1	8	8.0	8	0
B.Reed	1	5	5.0	5	0
M.Mohamed	1	0	0.0	0	0
D.Morris	1	0	0.0	0	0
TEXANS	20	483	24.2	80t	4
Opponents	13	120	9.2	55t	1

PUNTING	No.	Yds	Avg	Net	TB	In	Lg	B
S.Lechler	83	3,845	46.3	38.7	10	27	71	1
TEXANS	84	3,845	45.8	38.7	10	27	71	1
Opponents	83	3,742	45.1	41.4	5	34	62	1

PUNT RETURNS	Ret	FC	Yds	Avg	Long	TD
K.Martin	25	24	154	6.2	21	0
D.Johnson	9	4	54	6.0	12	0
TEXANS	34	28	208	6.1	21	0
Opponents	32	24	396	12.4	48	0

KICKOFF RETURNS	No.	Yds	Avg	Long	TD
D.Manning	13	267	20.5	41	0
D.Johnson	6	136	22.7	31	0
K.Martin	1	19	19.0	19	0
TEXANS	20	422	21.1	41	0
Opponents	45	1,169	26.0	42	0

FIELD GOALS	1-19	20-29	30-39	40-49	50+
R.Bullock	0/0	6/7	13/15	7/8	4/5
TEXANS	0/0	6/7	13/15	7/8	4/5
Opponents	0/0	3/3	10/11	5/5	1/3

R.Bullock: (42G) (33G, 39G, 46G, 27B) (27G) (41G, 55G, 50G) (29G) (37WR) (39G, 38G, 31G) (30G, 29G, 49G) (39 WL) (52WR, 46G, 37G, 50G) (36G, 25G) (37G, 43BL) (44G, 44G) (53G) (35G, 25G, 30G, 20G, 39G, 33G) ()

Opponents: () () (39G, 29G, 31G) (31G) (33G, 53WL, 49G) (27G, 34G) (44G, 30G, 40G) (35G) (45G) (38WR) (31G, 49G) () (33G, 37G) (29G) () (53G, 51LU)

PASSING	Att	Comp	Yds	Cmp%	Yds/Att	TD	TD%	Int	Int%	Long	Sack/Lost	Rating
R.Fitzpatrick	312	197	2,483	63.1	8.0	17	5.4	8	2.6	76t	21/83	95.3
C.Keenum	77	45	435	58.4	5.6	2	2.6	2	2.6	35	3/15	72.2
R.Mallett	75	41	400	54.7	5.3	2	2.7	2	2.7	41	1/5	67.6
T.Savage	19	10	127	52.6	6.7	0	0.0	1	5.3	35	1/5	51.9
S.Lechler	1	1	10	100.0	10.0	0	0.0	0	0.0	10	0/0	108.3
A.Foster	1	1	5	100.0	5.0	1	100.0	0	0.0	5t	0/0	127.1
TEXANS	485	295	3,460	60.8	7.1	22	4.5	13	2.7	76t	26/108	86.5
Opponents	619	363	4,141	58.6	6.7	28	4.5	20	3.2	80t	38/251	80.4

2014 FINAL STATISTICS (9-7)

DEFENSIVE STATISTICS

TACKLES	Solo	Asst	Total	Sk	Sk Yds	TFL	QBH	Int (Yd)	PD	FF	FR
K.Lewis	52	32	84	0.0	0.0	4	1	2 (32)	6	3	1
J.Watt	59	19	78	20.5	140.0	29	50	1 (80)	10	4	5
J.Joseph	70	5	75	0.0	0.0	1	0	2 (85)	11	2	2
D.Swearinger	52	22	74	1.0	8.0	3	3	2 (31)	6	3	1
B.Cushing	41	31	72	1.0	8.0	1	9	0	2	1	0
M.Mohamed	31	27	58	0.0	0.0	2	1	1 (0)	6	0	0
K.Jackson	48	9	57	0.0	0.0	4	1	3 (97)	9	0	0
J.Crick	29	27	56	3.5	20.0	6	11	0	6	0	0
A.Bouye	47	7	54	0.0	0.0	1	0	3 (120)	10	1	1
W.Mercilus	31	19	50	5.0	30.0	9	11	0	0	2	0
B.Reed	25	16	41	3.0	19.0	5	10	1 (5)	4	0	0
D.Manning	25	12	37	0.0	0.0	1	1	0	2	0	0
J.Tuggle	19	17	36	0.0	0.0	1	1	1 (8)	2	0	1
D.Morris	25	5	30	0.0	0.0	1	0	1 (0)	7	0	0
A.Dent	20	7	27	1.0	7.0	2	6	0	0	0	0
R.Pickett	11	9	20	0.0	0.0	0	0	0	3	0	0
T.Jamison	12	7	19	1.5	14.0	1	3	0	0	0	1
A.Hal	15	3	18	0.0	0.0	0	0	0	4	0	0
J.Rolle	14	1	15	0.0	0.0	1	0	3 (25)	4	0	0
J.Powe	6	4	10	0.0	0.0	1	0	0	1	0	0
J.Pagan	5	5	10	0.0	0.0	1	0	0	0	0	0
J.Simon	4	5	9	1.5	5.0	2	6	0	1	0	0
J.Clowney	5	2	7	0.0	0.0	3	0	0	0	0	0
E.Mack	4	0	4	0.0	0.0	0	0	0	0	0	0
R.Sapp	2	0	2	0.0	0.0	0	0	0	0	0	0
J.Tarpinian	1	1	2	0.0	0.0	0	0	0	0	0	0
E.Pleasant	1	0	1	0.0	0.0	0	0	0	1	0	0
J.Ankrah	1	0	1	0.0	0.0	0	0	0	0	0	0
TEAM	1	0	1	0.0	0.0	0	0	0	0	0	0
TEXANS	656	292	948	38.0	251.0	79	114	20 (483)	95	16	12
Opponents	691	306	997	26.0	108.0	75	80	13 (120)	69	11	9

MISCELLANEOUS TACKLES: A.Johnson 4, B.Jones 3, D.Johnson 2, C.Fiedorowicz 1, A.Foster 1, G.Graham 1, R.Griffin 1, D.Hopkins 1, K.Martin 1, C.Myers 1

MISCELLANEOUS FUMBLE RECOVERIES: R.Fitzpatrick 4, D.Hopkins 2, A.Blue 1, T.Savage 1

IMPACT STATISTICS

SACKS

Player	Sacks	Yards
J.Watt	20.5	140.0
W.Mercilus	5.0	30.0
J.Crick	3.5	20.0
B.Reed	3.0	19.0
J.Simon	1.5	5.0
T.Jamison	1.5	14.0
D.Swearinger	1.0	8.0
A.Dent	1.0	7.0
B.Cushing	1.0	8.0
Totals	38.0	251.0

INTERCEPTIONS

Player	Int	Yards	Long
A.Bouye	3	120	51t
K.Jackson	3	97	65
J.Rolle	3	25	13
J.Joseph	2	85	60t
K.Lewis	2	32	27t
D.Swearinger	2	31	25
J.Watt	1	80	80t
J.Tuggle	1	8	8
B.Reed	1	5	5
M.Mohamed	1	0	0
D.Morris	1	0	0
Totals	20	483	80t

FUMBLES FORCED AND RECOVERED

Player	FF	FR
J.Watt	4	5
J.Joseph	2	2
K.Lewis	3	1
D.Swearinger	3	1
A.Bouye	1	1
T.Jamison	0	1
J.Tuggle	0	1
W.Mercilus	2	0
B.Cushing	1	0
Totals	16	12

SPECIAL TEAMS STATISTICS

TACKLES	Solo	Asst	Total	Blocked PAT	Blocked Punt	Blocked FG	FF	FR
J.Tarpinian	7	5	12	0	0	0	1	0
A.Dent	5	6	11	0	0	0	0	0
M.Mohamed	8	1	9	0	0	0	0	0
D.Manning	7	2	9	0	0	0	0	1
J.Grimes	5	1	6	0	0	0	0	0
A.Bouye	5	0	5	0	0	0	0	0
E.Pleasant	4	1	5	0	0	0	0	0
A.Blue	3	1	4	0	1	0	0	1
J.Rolle	3	1	4	0	0	0	0	0
J.Simon	3	0	3	0	0	0	0	0
A.Hal	3	0	3	0	0	0	0	0
J.Prosch	1	2	3	0	0	0	0	0
J.Tuggle	2	1	3	0	0	0	0	0
E.Mack	2	0	2	0	0	0	0	0
J.Weeks	2	0	2	0	0	0	0	0
A.Denham	2	0	2	0	0	0	0	0
D.Morris	1	0	1	0	0	0	0	0
M.Bullough	1	0	1	0	0	0	0	0
Z.Diles	1	0	1	0	0	0	0	0
R.Griffin	1	0	1	0	0	0	0	0
R.Bullock	1	0	1	0	0	0	0	0
R.Sapp	0	1	1	0	0	0	0	0
D.Johnson	0	0	0	0	0	0	0	1
J.Watt	0	0	0	1	0	0	0	0
TEXANS	67	22	89	1	1	0	1	3
Opponents	50	19	69	0	1	2	0	0

QUARTERBACK HITS

Player	QBH
J.Watt	50
W.Mercilus	11
J.Crick	11
B.Reed	10
B.Cushing	9
J.Simon	6
A.Dent	6
D.Swearinger	3
T.Jamison	3
K.Lewis	1
K.Jackson	1
M.Mohamed	1
J.Tuggle	1
D.Manning	1
Totals	114

PASSES DEFENSED

Player	PD
J.Joseph	11
J.Watt	10
A.Bouye	10
K.Jackson	9
D.Morris	7
M.Mohamed	6
K.Lewis	6
D.Swearinger	6
J.Crick	6
B.Reed	4
J.Rolle	4
A.Hal	4
R.Pickett	3
D.Manning	2
B.Cushing	2
J.Tuggle	2
J.Simon	1
E.Pleasant	1
J.Powe	1
Totals	95

TACKLES FOR LOSS

Player	TFL
J.Watt	29
W.Mercilus	9
J.Crick	6
B.Reed	5
K.Lewis	4
K.Jackson	4
D.Swearinger	3
J.Clowney	3
M.Mohamed	2
A.Dent	2
J.Simon	2
B.Cushing	1
J.Joseph	1
A.Bouye	1
J.Tuggle	1
D.Manning	1
J.Pagan	1
D.Morris	1
T.Jamison	1
J.Powe	1
J.Rolle	1
Totals	79

2015 FINAL STATISTICS (9-7)

Date	W/L	Score	Opponent	Attendance
9/13/2015	L	20-27	Kansas City Chiefs	71,776
9/20/2015	L	17-24	at Carolina Panthers	73,254
9/27/2015	W	19-9	Tampa Bay Buccaneers	71,718
10/4/2015	L	21-48	at Atlanta Falcons	69,904
10/8/2015	L	20-27	Indianapolis Colts	71,732
10/18/2015	W	31-20	at Jacksonville Jaguars	58,085
10/25/2015	L	26-44	at Miami Dolphins	65,251
11/2/2015	W	20-6	Tennessee Titans	71,630
11/16/2015	W	10-6	at Cincinnati Bengals	61,381
11/22/2015	W	24-17	New York Jets	71,718
11/29/2015	W	24-6	New Orleans Saints	71,778
12/6/2015	L	21-30	at Buffalo Bills	68,544
12/13/2015	L	6-27	New England Patriots	71,908
12/20/2015	W	16-10	at Indianapolis Colts	66,083
12/27/2015	W	34-6	at Tennessee Titans	62,153
1/3/2016	W	30-6	Jacksonville Jaguars	71,899

TEXANS STATISTICS	TEXANS	Opponents
TOTAL FIRST DOWNS	335	281
Rushing	90	79
Passing	210	173
Penalty	35	29
3rd Down: Made/Att	96/249	61/214
3rd Down Pct.	38.6%	28.5%
4th Down: Made/Att	6/19	7/12
4th Down Pct.	31.6%	58.3%
POSSESSION AVG.	30:48	29:12
TOTAL NET YARDS	5564	4963
Avg. Per Game	347.8	310.2
Total Plays	1127	986
Avg. Per Play	4.9	5.0
NET YARDS RUSHING	1731	1597
Avg. Per Game	108.2	99.8
Total Rushes	472	388
NET YARDS PASSING	3833	3366
Avg. Per Game	239.6	210.4
Sacked/Yards Lost	36/246	45/311
Gross Yards	4079	3677
Attempts/Completions	619/358	553/326
Completion Pct.	57.8%	59.0%
Had Intercepted	12	14
PUNTS/AVERAGE	96/47.2	101/46.5
NET PUNTING AVG.	38.6	41.5
PENALTIES/YARDS	107/910	116/991
FUMBLES/BALL LOST	22/8	20/11
TOUCHDOWNS	39	37
Rushing	7	10
Passing	29	24
Returns	3	3

SCORE BY PERIODS	1	2	3	4	OT	Total
TEXANS	59	76	81	123	0	339
Opponents	72	132	51	58	0	313

SCORING	TD	Ru	Pa	Rt	PAT	FG	2PT	TP
N.Novak	0	0	0	0	29/31	18/21	0	83
D.Hopkins	11	0	11	0	0/0	0/0	1	68
N.Washington	4	0	4	0	0/0	0/0	0	24
R.Bullock	0	0	0	0	3/5	5/6	0	18
A.Foster	3	1	2	0	0/0	0/0	0	18
A.Blue	3	2	1	0	0/0	0/0	0	18
J.Strong	3	0	3	0	0/0	0/0	0	18
J.Grimes	2	1	1	0	0/0	0/0	1	14
C.Shorts	2	0	2	0	0/0	0/0	0	12
R.Griffin	2	0	2	0	0/0	0/0	0	12
C.Polk	2	1	1	0	0/0	0/0	0	12
Q.Demps	1	0	0	1	0/0	0/0	0	6
G.Graham	1	0	1	0	0/0	0/0	0	6
K.Jackson	1	0	0	1	0/0	0/0	0	6
R.Mallett	1	1	0	0	0/0	0/0	0	6
B.Weeden	1	1	0	0	0/0	0/0	0	6
A.Hal	1	0	0	1	0/0	0/0	0	6
C.Fiedorowicz	1	0	1	0	0/0	0/0	0	6
TEXANS	39	7	29	3	32/36	23/27	2	339
Opponents	37	10	24	3	31/35	20/26	0	313

2-Pt. Conversions: TEXANS 2/3, Opponents 0/2

SACKS: J.Watt 17.5, W.Mercilus 12.0, J.Simon 5.0, J.Clowney 4.5, C.Covington 2.0, J.Crick 2.0, B.McKinney 1.0, E.Pleasant 0.5, Q.Demps 0.5 **TEXANS:** 45.0, **Opponents:** 36.0

FUMBLES LOST: B.Hoyer 2, A.Foster 1, C.Shorts 1, T.Yates 1, B.Weeden 1, A.Blue 1, C.Fiedorowicz 1 **TEXANS: 8**

OPP. FUMBLE RECOVERIES: Q.Demps 2, J.Crick 2, E.Pleasant 1, W.Mercilus 1, J.Simon 1, J.Weeks 1, K.Jackson 1, J.Watt 1, J.Joseph 1 **TEXANS: 11**

PASSING	Att	Comp	Yds	Cmp%	Yds/Att	TD	TD%	Int	Int%	Long	Sack/Lost	Rating
B.Hoyer	369	224	2606	60.7	7.1	19	5.1	7	1.9	49	25/185	91.4
R.Mallett	147	78	770	53.1	5.2	3	2.0	4	2.7	48	4/13	63.6
T.Yates	57	28	370	49.1	6.5	3	5.3	1	1.8	61ft	5/33	80.3
B.Weeden	42	26	305	61.9	7.3	3	7.1	0	0.0	44	2/15	107.7
C.Shorts	1	1	21	100.0	21.0	1	100.0	0	0.0	21ft	0/0	158.3
B.Daniels	2	1	7	50.0	3.5	0	0.0	0	0.0	7	0/0	58.3
J.Grimes	1	0	0	0.0	0.0	0	0.0	0	0.0	0	0/0	39.6
TEXANS	619	358	4079	57.8	6.6	29	4.7	12	1.9	61ft	36/246	85.3
Opponents	553	326	3677	59.0	6.6	24	4.3	14	2.5	55	45/311	82.8

RUSHING	No.	Yds	Avg	Long	TD
A.Blue	183	698	3.8	41	2
C.Polk	99	334	3.4	20	1
J.Grimes	56	282	5.0	37	1
A.Foster	63	163	2.6	16	1
A.Hunt	17	96	5.6	25	0
C.Shorts	10	47	4.7	12	0
B.Hoyer	15	44	2.9	15	0
J.Prosch	6	33	5.5	16	0
B.Weeden	7	17	2.4	7	1
R.Mallett	4	11	2.8	6	1
B.Daniels	6	6	1.0	6	0
T.Yates	6	0	0.0	7	0
TEXANS	472	1731	3.7	41	7
Opponents	388	1597	4.1	85	10

RECEIVING	No.	Yds	Avg	Long	TD
D.Hopkins	111	1521	13.7	611	11
N.Washington	47	658	14.0	49	4
C.Shorts	42	484	11.5	42	2
J.Grimes	26	173	6.7	19	1
A.Foster	22	227	10.3	32	2
R.Griffin	20	251	12.6	37	2
C.Fiedorowicz	17	167	9.8	25	1
C.Polk	16	109	6.8	12	1
A.Blue	15	109	7.3	211	1
J.Strong	14	161	11.5	421	3
K.Mumphery	14	129	9.2	26	0
A.Hunt	6	39	6.5	27	0
G.Graham	4	30	7.5	9	1
C.Worthy	3	14	4.7	12	0
K.Lamm	1	7	7.0	7	0
J.Prosch	0	0	0	0	0
J.Watt	0	0	0	0	0

TEXANS	358	4079	11.4	611	29
Opponents	326	3677	11.3	55	24

INTERCEPTIONS	No.	Yds	Avg	Long	TD
A.Hal	4	54	13.5	31	1
K.Jackson	2	77	38.5	50	1
A.Bouye	2	9	4.5	9	0
E.Pleasant	2	-1	-0.5	0	0
K.Johnson	1	22	22.0	22	0
R.Moore	1	17	17.0	17	0
J.Joseph	1	2	2.0	2	0
Q.Demps	1	0	0.0	0	0
TEXANS	14	180	12.9	50	2
Opponents	12	123	10.3	38	1

PUNTING	No.	Yds	Avg	Net	TB	In	Lg	B
S.Lechler	95	4497	47.3	38.8	10	24	64	0
N.Novak	1	36	36.0	16.0	1	0	36	0
TEXANS	96	4533	47.2	38.6	11	24	64	0
Opponents	101	4693	46.5	41.5	6	43	65	0

PUNT RETURNS	Ret	FC	Yds	Avg	Long	TD
K.Mumphery	36	14	280	7.8	20	0
C.Shorts	9	8	70	7.8	17	0
B.Daniels	4	1	18	4.5	11	0
C.Worthy	3	0	9	3.0	7	0
TEXANS	52	23	377	7.3	20	0
Opponents	60	15	612	10.2	37	0

KICKOFF RETURNS	No.	Yds	Avg	Long	TD
K.Mumphery	14	338	24.1	41	0
Q.Demps	2	46	23.0	23	0
C.Worthy	1	27	27.0	27	0
A.Hunt	1	19	19.0	19	0
TEXANS	18	430	23.9	41	0
Opponents	40	977	24.4	50	0

FIELD GOALS	1-19	20-29	30-39	40-49	50+
N.Novak	0/0	6/6	6/6	4/4	2/5
R.Bullock	1/1	0/0	2/2	2/3	0/0
TEXANS	1/1	6/6	8/8	6/7	2/5
Opponents	0/0	3/3	5/6	9/10	3/7

R.Bullock: (34G, 47G) (43G) (43RU, 39G, 19G) (NWT) (NWT) (NWT) (NWT) (NWT)
(NWT) (NWT) (NWT) (NWT) (NWT) (NWT) (NWT)

N. Novak: (NWT) (NWT) (NWT) (53SH) (36G, 49G) (41G) () (38G, 24G) (22G) (20G) (34G) () (37G, 45G) (56SH, 22G, 46G, 32G) (22G, 36G) (29G, 51G, 50WL, 51G)

Opponents: (27G, 48G, 51WL) (28G, 53B) (58G, 41WR, 33WR, 57WL) () (48G, 42G)
() (53G) (35G, 44G) (42G, 39G) (40G) (30G, 57G) (50LU, 36G) (43G, 49G) (29G) () (43G, 34G)

2015 FINAL STATISTICS (9-7)

DEFENSIVE STATISTICS

PLAYER	Solo	Asst	Total	Sk	Sk Yds	TFL	QBH	Int	PD	FF	FR
B.Cushing	63	47	110	0.0	0.0	4	2	0	3	1	0
J.Watt	57	19	76	17.5	117.5	29	50	0	8	3	1
Q.Demps	35	26	61	0.5	6.5	1	1	1	6	1	2
K.Jackson	52	6	58	0.0	0.0	1	0	2	6	1	1
J.Joseph	48	10	58	0.0	0.0	1	0	1	22	1	1
B.McKinney	35	23	58	1.0	11.0	7	2	0	0	0	0
K.Johnson	47	5	52	0.0	0.0	3	0	1	9	0	0
W.Mercilus	32	18	50	12.0	60.0	14	16	0	2	1	1
J.Simon	36	13	49	5.0	28.0	3	11	0	0	0	0
J.Crick	28	20	48	2.0	14.0	3	9	0	2	1	2
J.Clowney	27	13	40	4.5	43.5	8	8	0	6	1	0
A.Hal	26	8	34	0.0	0.0	1	0	4	10	0	0
E.Pleasant	18	10	28	0.5	6.5	0	1	2	6	0	0
V.Wilfork	6	16	22	0.0	0.0	0	0	0	0	0	0
R.Moore	10	6	16	0.0	0.0	0	0	1	2	0	0
M.Bullough	10	6	16	0.0	0.0	1	0	0	0	0	0
A.Bouye	14	0	14	0.0	0.0	0	0	2	6	0	0
C.James	7	7	14	0.0	0.0	1	0	0	1	0	0
J.Tuggle	10	3	13	0.0	0.0	1	0	0	0	0	1
A.Dent	7	3	10	0.0	0.0	1	2	0	0	0	0
D.Morris	6	2	8	0.0	0.0	0	0	0	0	0	0
C.Covington	5	3	8	2.0	24.0	4	4	0	0	0	0
B.Dunn	4	3	7	0.0	0.0	0	0	0	0	0	0
K.Drummond	4	0	4	0.0	0.0	0	0	0	0	0	0
L.Ballentine	3	0	3	0.0	0.0	0	0	0	1	0	0
J.Rolle	0	2	2	0.0	0.0	0	0	0	0	0	0
J.Pagan	0	1	1	0.0	0.0	0	0	0	0	0	0
TEXANS	590	270	860	45.0	311.0	83	106	14	90	10	9
Opponents	644	362	1006	36.0	246.0	65	86	12	89	15	8

MISCELLANEOUS TACKLES: D.Hopkins 4, D.Newton 3, B.Brooks 2, K.Mumphery 1, J.Prosch 1, B.Jones 1, D.Brown 1, G.Graham 1, N.Washington 1

MISCELLANEOUS FUMBLE RECOVERIES: D.Newton 2, C.Clark 2, G.Graham 1, X.Su'a-Filo 1, K.Lamm 1, J.Grimes 1, B.Hoyer 1

SPECIAL TEAMS STATISTICS

PLAYER	Solo	Asst	Total	FF	FR	Blocked FG	Blocked PAT	Blocked Punt
B.Peters	11	6	17	0	0	0	0	0
M.Bullough	6	8	14	0	0	0	0	0
K.Drummond	8	2	10	1	0	0	0	0
E.Pleasant	6	2	8	0	1	0	0	0
A.Dent	8	0	8	0	0	0	0	0
J.Weeks	6	2	8	0	1	0	0	0
J.Prosch	5	3	8	0	0	0	0	0
D.Morris	5	2	7	0	0	0	0	0
B.McKinney	2	3	5	0	0	0	0	0
C.James	5	0	5	0	0	0	0	0
J.Tuggle	1	4	5	0	0	0	0	0
J.Simon	3	1	4	0	1	0	0	0
K.Mumphery	4	0	4	0	3	0	0	0
A.Blue	3	1	4	1	0	0	0	0
K.Johnson	1	1	2	0	0	0	0	0
W.Mercilus	0	2	2	0	1	0	0	0
A.Hal	1	1	2	0	0	0	0	0
A.Bouye	1	1	2	0	0	0	0	0
C.Thompson	2	0	2	0	0	0	0	0
N.Novak	1	0	1	0	0	0	0	0
C.Moore	1	0	1	0	0	0	0	0
C.Polk	1	0	1	0	0	0	0	0
J.Crick	0	0	0	0	0	1	0	0
TEXANS	81	39	120	2	7	1	0	0
Opponents	66	19	85	3	4	0	0	0

DEFENSIVE LEADERS

SACKS

Player	Sacks	Yards
J.Watt	17.5	117.5
W.Mercilus	12.0	60.0
J.Simon	5.0	28.0
J.Clowney	4.5	43.5
J.Crick	2.0	14.0
C.Covington	2.0	24.0
B.McKinney	1.0	11.0
Q.Demps	0.5	6.5
E.Pleasant	0.5	6.5
Totals	45.0	311.0

INTERCEPTIONS

Player	Int	Yards	Long
A.Hal	4	54	31
K.Jackson	2	77	50
A.Bouye	2	9	9
E.Pleasant	2	-1	-1
K.Johnson	1	22	22
R.Moore	1	17	17
J.Joseph	1	2	2
Q.Demps	1	0	0
Totals	14	180	50

DEF. FUMBLES FORCED AND RECOVERED

Player	FF	FR
J.Watt	3	1
J.Crick	1	2
Q.Demps	1	2
K.Jackson	1	1
J.Joseph	1	1
W.Mercilus	1	1
J.Clowney	1	0
B.Cushing	1	0
J.Tuggle	0	1
Totals	10	9

QUARTERBACK HITS

Player	QBH
J.Watt	50
W.Mercilus	16
J.Simon	11
J.Crick	9
J.Clowney	8
C.Covington	4
B.McKinney	2
B.Cushing	2
A.Dent	2
Q.Demps	1
E.Pleasant	1
Totals	106

PASSES DEFENSED

Player	PD
J.Joseph	22
A.Hal	10
K.Johnson	9
J.Watt	8
J.Clowney	6
E.Pleasant	6
Q.Demps	6
K.Jackson	6
A.Bouye	6
B.Cushing	3
W.Mercilus	2
R.Moore	2
J.Crick	2
C.James	1
L.Ballentine	1
Totals	90

TACKLES FOR LOSS

Player	TFL
J.Watt	29
W.Mercilus	14
J.Clowney	8
B.McKinney	7
B.Cushing	4
C.Covington	4
K.Johnson	3
J.Simon	3
J.Crick	3
A.Hal	1
J.Joseph	1
Q.Demps	1
K.Jackson	1
J.Tuggle	1
C.James	1
M.Bullough	1
A.Dent	1
Totals	83

2015 POSTSEASON STATISTICS (0-1)

Date	W/L	Score	Opponent	Attendance
1/9/2016	L	0-30	Kansas City Chiefs	71,800

TEXANS STATISTICS	TEXANS	Opponents
TOTAL FIRST DOWNS	14	18
Rushing	3	8
Passing	10	8
Penalty	1	2
3rd Down: Made/Att	6/14	4/11
3rd Down Pct.	42.9%	36.4%
4th Down: Made/Att	0/1	0/0
4th Down Pct.	0.0%	0.0
POSSESSION AVG.	25:35	34:25
TOTAL NET YARDS	226	314
Avg. Per Game	226.0	314.0
Total Plays	62	62
Avg. Per Play	3.6	5.1
NET YARDS RUSHING	114	141
Avg. Per Game	114.0	141.0
Total Rushes	25	37
NET YARDS PASSING	112	173
Avg. Per Game	112.0	173.0
Sacked/Yards Lost	3/24	3/17
Gross Yards	136	190
Attempts/Completions	34/15	22/17
Completion Pct.	44.1%	77.3%
Had Intercepted	4	1
PUNTS/AVERAGE	5/45.6	4/45.3
NET PUNTING AVG.	38.8	45.3
PENALTIES/YARDS	4/29	5/52
FUMBLES/BALL LOST	2/1	0/0
TOUCHDOWNS	0	3
Rushing	0	1
Passing	0	1
Returns	0	1

SCORE BY PERIODS	1	2	3	4	OT	Total
TEXANS	0	0	0	0	0	0
Opponents	7	6	7	10	0	30

SCORING	TD	Ru	Pa	Rt	PAT	FG	2PT	TP
TEXANS	0	0	0	0	0/0	0/0	0	0
Opponents	3	1	1	1	3/3	3/3	0	30

2-Pt. Conversions: TEXANS 0/0, Opponents 0/0

SACKS: W.Mercilus 3.0 TEXANS: 3.0, Opponents: 3.0

FUMBLES LOST: B.Hoyer 1 TEXANS: 1

OPP. FUMBLE RECOVERIES: TEXANS: 0

RUSHING	No.	Yds	Avg	Long	TD
A.Blue	17	99	5.8	49	0
J.Grimes	4	15	3.8	8	0
J.Prosch	1	2	2.0	2	0
A.Hunt	1	0	0.0	0	0
B.Hoyer	1	-1	-1.0	-1	0
J.Watt	1	-1	-1.0	-1	0
TEXANS	25	114	4.6	49	0
Opponents	37	141	3.8	23	1

RECEIVING	No.	Yds	Avg	Long	TD
D.Hopkins	6	69	11.5	17	0
R.Griffin	3	29	9.7	15	0
J.Grimes	2	12	6.0	8	0
J.Strong	1	17	17.0	17	0
C.Shorts	1	5	5.0	5	0
N.Washington	1	3	3.0	3	0
C.Fiedorowicz	1	1	1.0	1	0
A.Blue	0	0	0	0	0
TEXANS	15	136	9.1	17	0
Opponents	17	190	11.2	48	1

INTERCEPTIONS	No.	Yds	Avg	Long	TD
B.Cushing	1	0	0.0	0	0
TEXANS	1	0	0.0	0	0
Opponents	4	35	8.8	20	0

PUNTING	No.	Yds	Avg	Net	TB	In	Lg	B
S.Lechler	5	228	45.6	38.8	0	1	53	0
TEXANS	5	228	45.6	38.8	0	1	53	0
Opponents	4	181	45.3	45.3	0	3	56	0

PUNT RETURNS	Ret	FC	Yds	Avg	Long	TD
K.Mumphery	0	3	0	0	0	0
TEXANS	0	3	0	0	0	0
Opponents	4	1	34	8.5	14	0

KICKOFF RETURNS	No.	Yds	Avg	Long	TD
TEXANS	0	0	0.0	0	0
Opponents	1	106	106.0	106t	1

FIELD GOALS	1-19	20-29	30-39	40-49	50+
TEXANS	0/0	0/0	0/0	0/0	0/0
Opponents	0/0	0/0	1/1	2/2	0/0

TEXANS: ()
Opponents: (49G, 49G, 33G)

PASSING	Att	Comp	Yds	Cmp%	Yds/Att	TD	TD%	Int	Int%	Long	Sack/Lost	Rating
B.Hoyer	34	15	136	44.1%	4.0	0	0.0%	4	11.8%	17	3/24	15.9
TEXANS	34	15	136	44.1%	4.0	0	0.0%	4	11.8%	17	3/24	15.9
Opponents	22	17	190	77.3%	8.6	1	4.5%	1	4.5%	48	3/17	98.7

2015 POSTSEASON STATISTICS (1-1)

DEFENSIVE STATISTICS

PLAYER	Solo	Asst	Total	Sk	Sk Yds	TFL	QBH	Int	PD	FF	FR
B.Cushing	9	4	13	0.0	0.0	0	0	1	1	0	0
B.McKinney	4	5	9	0.0	0.0	0	0	0	0	0	0
W.Mercilus	5	3	8	3.0	17.0	3	4	0	0	0	0
J.Simon	5	3	8	0.0	0.0	1	0	0	0	0	0
K.Jackson	6	1	7	0.0	0.0	0	0	0	1	0	0
Q.Demps	3	2	5	0.0	0.0	0	0	0	0	0	0
J.Crick	2	3	5	0.0	0.0	0	0	0	0	0	0
A.Hal	2	3	5	0.0	0.0	0	0	0	0	0	0
V.Wilfork	2	1	3	0.0	0.0	0	0	0	0	0	0
K.Johnson	2	1	3	0.0	0.0	0	0	0	0	0	0
J.Joseph	1	1	2	0.0	0.0	0	0	0	0	0	0
C.Covington	0	2	2	0.0	0.0	0	0	0	0	0	0
A.Bouye	1	0	1	0.0	0.0	0	0	0	0	0	0
B.Dunn	1	0	1	0.0	0.0	0	0	0	0	0	0
J.Watt	0	1	1	0.0	0.0	0	0	0	0	0	0
TEXANS	43	30	73	3.0	17.0	4	4	1	2	0	0
Opponents	33	23	56	3.0	24.0	2	2	4	8	2	1

MISCELLANEOUS TACKLES: B.Jones 2, D.Hopkins 1, N.Washington 1, R.Griffin 1.

MISCELLANEOUS FUMBLE RECOVERIES: B.Hoyer 1.

SPECIAL TEAMS STATISTICS

PLAYER	Solo	Asst	Total	FF	FR	Blocked FG	Blocked PAT	Blocked Punt
D.Morris	1	0	1	0	0	0	0	0
A.Dent	1	0	1	0	0	0	0	0
A.Blue	1	0	1	0	0	0	0	0
B.Peters	0	1	1	0	0	0	0	0
K.Drummond	0	1	1	0	0	0	0	0
TEXANS	3	2	5	0	0	0	0	0
Opponents	0	0	0	0	0	0	0	0

DEFENSIVE LEADERS

SACKS

Player	Sacks	Yards
W.Mercilus	3.0	17.0
Totals	3.0	17.0

INTERCEPTIONS

Player	Int	Yards	Long
B.Cushing	1	0	0
Totals	1	0	0

DEF. FUMBLES FORCED AND RECOVERED

Player	FF	FR
None		
Totals	0	0

QUARTERBACK HITS

Player	QBH
W.Mercilus	4
Totals	4

PASSES DEFENSED

Player	PD
B.Cushing	1
K.Jackson	1
Totals	2

TACKLES FOR LOSS

Player	TFL
W.Mercilus	3
J.Simon	1
Totals	4



GET GAME DAY READY



THE ALL-NEW 2018 F-150

The all-new 2018 Ford F-150 is the perfect truck to make sure you're ready to cheer on the Texans this season. With a host of innovative driver-assist features, legendary F-Series toughness and quality plus a completely redesigned exterior that's sure to turn some heads, the 2018 F-150 is even tougher, even smarter and even more capable than ever. That's why it's no surprise that F-150 is the Official Truck of the Houston Texans.

- Pro Trailer Backup Assist™¹ • FordPass with SYNC®¹
- Adaptive Cruise Control¹ • Best in Class Gas Engine Fuel Economy²
- Best-in-Class Towing³ • Best-in-Class Payload³ • Best-in-Class Torque³

WWW.TEXASFORD.COM



¹Available features. ²EPA-estimated fuel economy rating of 19 city/26 hwy/22 combined mpg, 2.7L EcoBoost® V6, 4x2. Actual mileage will vary. Class is Full-Size Pickups under 8,500 lbs. GWR based on Ford segmentation. ³When properly equipped. Class is Full-Size Pickups under 8,500 lbs. GWR based on Ford segmentation.

OFFICIAL TRUCK AND SUV



HOUSTON
TEXANS

TEXANS
KICKOFF

TRAINING CAMP



The Texans will start 2017 Training Camp presented by XFINITY at The Greenbrier in White Sulphur Springs, W.V. This will be the first time in franchise history that the Texans hold training camp outside of the city of Houston. The full Greenbrier training camp schedule can be found on the next page.

Houston Texans Training Camp presented by XFINITY will begin on Wednesday, July 26 as the Texans take the field in preparation for the 2017 season. This year's camp will start at The Greenbrier in White Sulphur Springs, W.V. and will be the first time in franchise history that the Texans hold training camp outside of the city of Houston.

Fifteen training camp practice sessions will be open to the media and public at The Greenbrier: Wed.-Sun., July 26-30; Tues.-Sat., Aug. 1-5; Fri.-Sat., Aug. 11-12; and Mon.-Wed., Aug. 14-16. The practices from Aug. 15-16 will be joint practices with the New England Patriots. The practices on Mon., Aug. 7 and Thurs., Aug. 17 are open to the media only.

Tickets and parking information for the general public can be found online at The Greenbrier website: www.greenbrier.com/texans.

The Texans will also hold two open practices at the Houston Methodist Training Center when they return to Houston on August 21-22 following their second preseason game.



THE GREENBRIER FAST FACTS

- Founded in 1778, the Chesapeake & Ohio Railway purchased the resort in 1910 and embarked on a major expansion that was completed in 1913
- In 1942, the U.S. Army purchased The Greenbrier and turned it into a 2,000 bed hospital that treated 25,000 patients before closing in 1946. It was then sold back to the railroad
- The Greenbrier is now owned by the Governor of West Virginia, Jim Justice
- In the event that the United States came under nuclear attack, The Greenbrier has an underground bunker that served as an emergency shelter for the United States Congress during the Cold War. The bunker was kept fully stocked for over 30 years and was never used but it wasn't revealed to the public until 1992
- The Greenbrier is a U.S. National Historic Landmark
- More than 55 unique activities are offered at the 11,000-acre resort, including four championship golf courses, one of the world's most celebrated spas, shopping, gaming, equestrian sports, fishing, off-road driving and more
- The guest list includes 26 of our country's 45 Presidents
- Offers over 20 dining and lounging areas
- Has more than 2,000 employees
- Has 710 hotel rooms
- Hosted the New Orleans Saints' training camp from 2014-16 and the Spring League (semi-pro football) in 2017

TRAINING CAMP



2017 TRAINING CAMP SCHEDULE

Day	Date	Times	Location	Media Availability
Tuesday	July 25	Team Meetings / No Availability		
Wednesday	July 26	10:30 a.m.-1 p.m. ET	The Greenbrier (WV)	After practice on field
Thursday	July 27	10:30 a.m.-1 p.m. ET	The Greenbrier (WV)	After practice on field
Friday	July 28	10:30 a.m.-1 p.m. ET	The Greenbrier (WV)	After practice on field
Saturday	July 29	10:30 a.m.-1 p.m. ET	The Greenbrier (WV)	After practice on field
Sunday	July 30	10:30 a.m.-1 p.m. ET	The Greenbrier (WV)	After practice on field
Monday	July 31	Players Day Off / No Availability		
Tuesday	August 1	10:30 a.m.-1 p.m. ET	The Greenbrier (WV)	After practice on field
Wednesday	August 2	10:30 a.m.-1 p.m. ET	The Greenbrier (WV)	After practice on field
Thursday	August 3	10:30 a.m.-1 p.m. ET	The Greenbrier (WV)	After practice on field
Friday	August 4	10:30 a.m.-1 p.m. ET	The Greenbrier (WV)	After practice on field
Saturday	August 5	10:30 a.m.-1 p.m. ET	The Greenbrier (WV)	After practice on field
Sunday	August 6	Players Day Off / No Availability		
Monday	August 7	10:30 a.m.-1 p.m. ET	The Greenbrier (WV)	After practice on field
Tuesday	August 8	Travel Day / No Availability		
Wednesday	August 9	Game at Carolina Panthers, 7:30 p.m. ET		
Thursday	August 10	Players Day Off/No Availability		
Friday	August 11	10:30 a.m.-1 p.m. ET	The Greenbrier (WV)	After practice on field
Saturday	August 12	10:30 a.m.-1 p.m. ET	The Greenbrier (WV)	After practice on field
Sunday	August 13	Players Day Off / No Availability		
Monday	August 14	10:30 a.m.-1 p.m. ET	The Greenbrier (WV)	After practice on field
Tuesday	August 15*	10:30 a.m.-1 p.m. ET	The Greenbrier (WV)	After practice on field
Wednesday	August 16*	10:30 a.m.-1 p.m. ET	The Greenbrier (WV)	After practice on field
Thursday	August 17	10:30 a.m.-1 p.m. ET	The Greenbrier (WV)	After practice on field
Friday	August 18	Travel Day / No Availability		
Saturday	August 19	Game vs. New England Patriots, 7:00 p.m. CT		
Sunday	August 20	Players Day Off / No Availability		
Monday	August 21	8:30 a.m.-9:30 a.m. CT	Houston Methodist Training Center	After practice on field
Tuesday	August 22	8:30 a.m.-9:30 a.m. CT	Houston Methodist Training Center	After practice on field

Bold indicates practice is open to the media only and not open to the general public.

* indicates joint practices with the New England Patriots.

2017 COMPOSITE NFL SCHEDULE

ALL TIMES CENTRAL

GAME	Time	TV
------	------	----

WEEK 1

Thursday, September 7, 2017
Kansas City at New England 7:30p NBC

Sunday, September 10, 2017
N.Y. Jets at Buffalo Noon CBS
Atlanta at Chicago Noon FOX
Baltimore at Cincinnati Noon CBS
Pittsburgh at Cleveland Noon CBS
Arizona at Detroit Noon FOX
Jacksonville at Houston Noon CBS
Tampa Bay at Miami Noon FOX
Oakland at Tennessee Noon CBS
Philadelphia at Washington Noon FOX
Indianapolis at L.A. Rams 3:05p CBS
Seattle at Green Bay 3:25p FOX
Carolina at San Francisco 3:25p FOX
N.Y. Giants at Dallas 7:30p NBC

Monday, September 11, 2017
New Orleans at Minnesota 6:10p ESPN
L.A. Chargers at Denver 9:20p ESPN

WEEK 2

Thursday, September 14, 2017
Houston at Cincinnati 7:25p NFLN

Sunday, September 17, 2017
Cleveland at Baltimore Noon CBS
Buffalo at Carolina Noon CBS
Arizona at Indianapolis Noon FOX
Tennessee at Jacksonville Noon CBS
Philadelphia at Kansas City Noon FOX
New England at New Orleans Noon CBS
Minnesota at Pittsburgh Noon FOX
Chicago at Tampa Bay Noon FOX
Miami at L.A. Chargers 3:05p CBS
N.Y. Jets at Oakland 3:05p CBS
Dallas at Denver 3:25p FOX
Washington at L.A. Rams 3:25p FOX
San Francisco at Seattle 3:25p FOX
Green Bay at Atlanta 7:30p NBC

Monday, September 18, 2017
Detroit at N.Y. Giants 7:30p ESPN

WEEK 3

Thursday, September 21, 2017
L.A. Rams at San Francisco 7:25p NFLN

Sunday, September 24, 2017
Baltimore vs. Jacksonville (London) 8:30a TBD
Denver at Buffalo Noon CBS
New Orleans at Carolina Noon FOX
Pittsburgh at Chicago Noon CBS
Atlanta at Detroit Noon FOX
Cleveland at Indianapolis Noon CBS
Tampa Bay at Minnesota Noon FOX
Houston at New England Noon CBS
Miami at N.Y. Jets Noon CBS
N.Y. Giants at Philadelphia Noon FOX
Seattle at Tennessee 3:05p FOX
Cincinnati at Green Bay 3:25p CBS
Kansas City at L.A. Chargers 3:25p CBS
Oakland at Washington 7:30p NBC

Monday, September 25, 2017
Dallas at Arizona 7:30p ESPN

WEEK 4

Thursday, September 28, 2017
Chicago at Green Bay 7:25p CBS/NFLN/Amazon

Sunday, October 1, 2017
New Orleans vs. Miami (London) 8:30a FOX
Buffalo at Atlanta Noon CBS
Pittsburgh at Baltimore Noon CBS
Cincinnati at Cleveland Noon CBS
L.A. Rams at Dallas Noon FOX
Tennessee at Houston Noon CBS
Detroit at Minnesota Noon FOX
Carolina at New England Noon FOX
Jacksonville at N.Y. Jets Noon CBS
San Francisco at Arizona 3:05p FOX
Philadelphia at L.A. Chargers 3:05p FOX
N.Y. Giants at Tampa Bay 3:05p FOX
Oakland at Denver 3:25p CBS
Indianapolis at Seattle 7:30p NBC

Monday, October 2, 2017
Washington at Kansas City 7:30p ESPN

WEEK 5

Thursday, October 5, 2017
New England at Tampa Bay 7:25p CBS/NFLN/Amazon

Sunday, October 8, 2017
Buffalo at Cincinnati Noon CBS
N.Y. Jets at Cleveland Noon FOX
Carolina at Detroit Noon FOX
San Francisco at Indianapolis Noon FOX
Tennessee at Miami Noon CBS
L.A. Chargers at N.Y. Giants Noon CBS
Arizona at Philadelphia Noon FOX
Jacksonville at Pittsburgh Noon CBS
Seattle at L.A. Rams 3:05p CBS
Baltimore at Oakland 3:05p CBS
Green Bay at Dallas 3:25p FOX
Kansas City at Houston* 7:30p NBC

Monday, October 9, 2017
Minnesota at Chicago 7:30p ESPN

Byes: Atlanta, Denver, New Orleans, Washington

WEEK 6

Thursday, October 12, 2017
Philadelphia at Carolina 7:25p CBS/NFLN/Amazon

Sunday, October 15, 2017
Miami at Atlanta Noon CBS
Chicago at Baltimore Noon FOX
Cleveland at Houston Noon CBS
Green Bay at Minnesota Noon FOX
Detroit at New Orleans Noon FOX
New England at N.Y. Jets Noon CBS
San Francisco at Washington Noon FOX
Tampa Bay at Arizona 3:05p FOX
L.A. Rams at Jacksonville 3:05p FOX
Pittsburgh at Kansas City 3:25p CBS
L.A. Chargers at Oakland 3:25p CBS
N.Y. Giants at Denver* 7:30p NBC

Monday, October 16, 2017
Indianapolis at Tennessee 7:30p ESPN

Byes: Buffalo, Cincinnati, Dallas, Seattle

WEEK 7

Thursday, October 19, 2017
Kansas City at Oakland 8:25p CBS/NFLN/Amazon

Sunday, October 22, 2017
Tampa Bay at Buffalo Noon FOX
Carolina at Chicago Noon FOX
Tennessee at Cleveland Noon CBS
New Orleans at Green Bay Noon FOX
Jacksonville at Indianapolis Noon CBS
Arizona vs. L.A. Rams (London) Noon FOX
N.Y. Jets at Miami Noon FOX
Baltimore at Minnesota Noon CBS
Cincinnati at Pittsburgh Noon CBS
Dallas at San Francisco 3:05p FOX
Denver at L.A. Chargers 3:25p CBS
Seattle at N.Y. Giants 3:25p CBS
Atlanta at New England* 7:30p NBC

Monday, October 23, 2017
Washington at Philadelphia 7:30p ESPN

Byes: Detroit, Houston

WEEK 8

Thursday, October 26, 2017
Miami at Baltimore 7:25p CBS/NFLN/Amazon

Sunday, October 29, 2017
Minnesota vs. Cleveland (London) 8:30a NFLN
Oakland at Buffalo Noon CBS
Indianapolis at Cincinnati Noon CBS
L.A. Chargers at New England Noon CBS
Chicago at New Orleans Noon FOX
Atlanta at N.Y. Jets Noon FOX
San Francisco at Philadelphia Noon FOX
Carolina at Tampa Bay Noon FOX
Houston at Seattle 3:05p CBS
Dallas at Washington 3:25p FOX
Pittsburgh at Detroit* 7:30p NBC

Monday, October 30, 2017
Denver at Kansas City 7:30p ESPN

Byes: Arizona, Green Bay, Jacksonville, L.A. Rams, N.Y. Giants, Tennessee

WEEK 9

Thursday, November 2, 2017
Buffalo at N.Y. Jets 7:25p NFLN

Sunday, November 5, 2017
Atlanta at Carolina Noon FOX
Indianapolis at Houston Noon CBS
Cincinnati at Jacksonville Noon CBS
Tampa Bay at New Orleans Noon FOX
L.A. Rams at N.Y. Giants Noon FOX
Denver at Philadelphia Noon CBS
Baltimore at Tennessee Noon CBS
Arizona at San Francisco 3:05p FOX
Washington at Seattle 3:05p FOX
Kansas City at Dallas 3:25p CBS
Oakland at Miami* 7:30p NBC

Monday, November 6, 2017
Detroit at Green Bay 7:30p ESPN

Byes: Chicago, Cleveland, L.A. Chargers, Minnesota, New England, Pittsburgh

2017 COMPOSITE NFL SCHEDULE

WEEK 10

Thursday, November 9, 2017
Seattle at Arizona 8:25p NBC/NFLN/Amazon

Sunday, November 12, 2017

New Orleans at Buffalo	Noon	FOX
Green Bay at Chicago	Noon	FOX
Cleveland at Detroit	Noon	CBS
Pittsburgh at Indianapolis	Noon	CBS
L.A. Chargers at Jacksonville	Noon	CBS
N.Y. Jets at Tampa Bay	Noon	CBS
Cincinnati at Tennessee	Noon	FOX
Minnesota at Washington	Noon	FOX
Houston at L.A. Rams	3:05p	CBS
Dallas at Atlanta	3:25p	FOX
N.Y. Giants at San Francisco	3:25p	FOX
New England at Denver*	7:30p	NBC

Monday, November 13, 2017

Miami at Carolina 7:30p ESPN

Byes: Baltimore, Kansas City, Oakland, Philadelphia

WEEK 11

Thursday, November 16, 2017
Tennessee at Pittsburgh 7:25p NBC/NFLN/Amazon

Sunday, November 19, 2017

Detroit at Chicago	Noon	FOX
Jacksonville at Cleveland	Noon	CBS
Baltimore at Green Bay	Noon	CBS
Arizona at Houston	Noon	FOX
L.A. Rams at Minnesota	Noon	FOX
Washington at New Orleans	Noon	FOX
Kansas City at N.Y. Giants	Noon	CBS
Buffalo at LA Chargers	3:05p	FOX
Cincinnati a.t. Denver	3:25p	CBS
New England vs. Oakland (Mexico City)	3:25p	CBS
Philadelphia at Dallas*	7:30p	NBC

Monday, November 20, 2017

Atlanta at Seattle 7:30p ESPN

Byes: Carolina, Indianapolis, Miami, N.Y. Jets, San Francisco, Tampa Bay

WEEK 12

Thursday, November 23, 2017
Minnesota at Detroit 11:30p FOX
L.A. Chargers at Dallas 3:30p CBS
N.Y. Giants at Washington 7:30p NBC

Sunday, November 26, 2017

Tampa Bay at Atlanta	Noon	FOX
Cleveland at Cincinnati	Noon	CBS
Tennessee at Indianapolis	Noon	CBS
Buffalo at Kansas City	Noon	CBS
Miami at New England	Noon	CBS
Carolina at N.Y. Jets	Noon	FOX
Chicago at Philadelphia	Noon	FOX
New Orleans at L.A. Rams	3:05p	FOX
Seattle at San Francisco	3:05p	FOX
Jacksonville at Arizona	3:25p	CBS
Denver at Oakland	3:25p	CBS
Green Bay at Pittsburgh*	7:30p	NBC

Monday, November 27, 2017

Houston at Baltimore 7:30p ESPN

WEEK 13

Thursday, November 30, 2017
Washington at Dallas 7:25p NBC/NFLN/Amazon

Sunday, December 3, 2017

Minnesota at Atlanta	Noon	FOX
Detroit at Baltimore	Noon	FOX
New England at Buffalo	Noon	CBS
San Francisco at Chicago	Noon	CBS
Tampa Bay at Green Bay	Noon	FOX
Indianapolis at Jacksonville	Noon	CBS
Denver at Miami	Noon	CBS
Carolina at New Orleans	Noon	FOX
Kansas City at N.Y. Jets	Noon	CBS
Houston at Tennessee	Noon	CBS
Cleveland at L.A. Chargers	3:05p	CBS
L.A. Rams at Arizona	3:25p	FOX
N.Y. Giants at Oakland	3:25p	FOX
Philadelphia at Seattle*	7:30p	NBC

Monday, December 04, 2017

Pittsburgh at Cincinnati 7:30p ESPN

WEEK 14

Thursday, December 7, 2017
New Orleans at Atlanta 7:25p NBC/NFLN/Amazon

Sunday, December 10, 2017

Indianapolis at Buffalo	Noon	CBS
Minnesota at Carolina	Noon	CBS
Chicago at Cincinnati	Noon	FOX
Green Bay at Cleveland	Noon	FOX
San Francisco at Houston	Noon	FOX
Seattle at Jacksonville	Noon	FOX
Oakland at Kansas City	Noon	CBS
Detroit at Tampa Bay	Noon	FOX
Tennessee at Arizona	3:05p	CBS
N.Y. Jets at Denver	3:05p	CBS
Washington at L.A. Chargers	3:05p	CBS
Philadelphia at L.A. Rams	3:25p	FOX
Dallas at N.Y. Giants	3:25p	FOX
Baltimore at Pittsburgh*	7:30p	NBC

Monday, December 11, 2017

New England at Miami 7:30p ESPN

WEEK 15

Thursday, December 14, 2017
Denver at Indianapolis 7:25p NBC/NFLN/Amazon

Saturday, December 16, 2017

Chicago at Detroit	3:30p	NFLN
L.A. Chargers at Kansas City	7:25p	NFLN

Sunday, December 17, 2017

Miami at Buffalo	Noon	CBS
Green Bay at Carolina	Noon	FOX
Baltimore at Cleveland	Noon	CBS
Houston at Jacksonville	Noon	CBS
Cincinnati at Minnesota	Noon	CBS
N.Y. Jets at New Orleans	Noon	CBS
Philadelphia at N.Y. Giants	Noon	FOX
Arizona at Washington	Noon	FOX
L.A. Rams at Seattle	3:05p	FOX
New England at Pittsburgh	3:25p	CBS
Tennessee at San Francisco	3:25p	CBS
Dallas at Oakland*	7:30p	NBC

Monday, December 18, 2017

Atlanta at Tampa Bay 7:30p ESPN

WEEK 16

Saturday, December 23, 2017
Indianapolis at Baltimore 3:30p NFLN
Minnesota at Green Bay 7:30p NBC

Sunday, December 24, 2017

Tampa Bay at Carolina	Noon	FOX
Cleveland at Chicago	Noon	CBS
Detroit at Cincinnati	Noon	FOX
Miami at Kansas City	Noon	CBS
Buffalo at New England	Noon	CBS
Atlanta at New Orleans	Noon	FOX
L.A. Chargers at N.Y. Jets	Noon	CBS
L.A. Rams at Tennessee	Noon	FOX
Denver at Washington	Noon	CBS
Jacksonville at San Francisco	3:05p	CBS
N.Y. Giants at Arizona	3:25p	FOX
Seattle at Dallas	3:25p	FOX

Monday, December 25, 2017

Pittsburgh at Houston 3:30p NBC/NFLN/Amazon
Oakland at Philadelphia 7:30p ESPN

WEEK 17

Sunday, December 31, 2017

Carolina at Atlanta	Noon	FOX
Cincinnati at Baltimore	Noon	CBS
Green Bay at Detroit	Noon	FOX
Houston at Indianapolis	Noon	CBS
Buffalo at Miami	Noon	CBS
Chicago at Minnesota	Noon	FOX
N.Y. Jets at New England	Noon	CBS
Washington at N.Y. Giants	Noon	FOX
Dallas at Philadelphia	Noon	FOX
Cleveland at Pittsburgh	Noon	CBS
New Orleans at Tampa Bay	Noon	FOX
Jacksonville at Tennessee	Noon	CBS
Kansas City at Denver	3:25p	CBS
Oakland at L.A. Chargers	3:25p	CBS
San Francisco at L.A. Rams	3:25p	FOX
Arizona at Seattle	3:25p	FOX

* - Sunday night games in Weeks 5-15 subject to change; Week 17 game TBD

POSTSEASON

AFC and NFC Wild Card Playoffs
Saturday, January 6 and Sunday, January 7, 2018

AFC and NFC Divisional Playoffs
Saturday, January 13 and Sunday, January 14, 2018

AFC and NFC Championship Games
Sunday, January 21, 2018

Super Bowl LI
Sunday, February 4, 2018 at U.S. Bank Stadium (NBC)



MARC VANDERMEER

🐦 @TEXANSVOICE

VICE PRESIDENT, BROADCASTING & PLAY-BY-PLAY VOICE

Marc Vandermeer has been a team fixture since it began play in 2002, calling every snap the Houston Texans have ever taken as the team's play-by-play announcer. Vandermeer officially joined the Texans as the director of radio broadcasting in June 2012 and was promoted to senior director of broadcasting in June 2013 before being named vice president of broadcasting in 2016.

In his role, Vandermeer serves as the "Voice of the Texans" and oversees the programs and content on HoustonTexans.com, Texans Radio on the flagship station KILT SportsRadio 610 AM and Texans television programming on ABC-13/KTRK and Fox Sports Southwest. Since the Texans began play, Vandermeer is the only current team employee to attend every single game in franchise history. Vandermeer was also co-host of the morning drive show for SportsRadio 610 until May 2012.

Vandermeer came to the Texans following a successful three-year run as the play-by-play voice for the Miami Hurricanes on 560 WQAM. He called the action for the Hurricanes' football and baseball national championship teams in 2001, hosted the athletic program's weekly show, Hurricane Hotline and filled in on the WQAM Morning Show.

From 1995-99, Vandermeer was the play-by-play voice for the UMass Minutemen and served as the UMass Radio Network Director for WHMP AM/FM. He was promoted to station manager his final year with WHMP.

Vandermeer has called NCAA Basketball Tournament games for Westwood One Radio and was the play-by-play voice for Central Michigan University from 1992-95. He also serves on the Junior Achievement Board of Directors.

The Boston University alumnus and his wife, Corinne, have two sons, 11-year old Luke, and Liam, who was born in January of 2013.



DREW DOUGHERTY

🐦 @DOUGHERTYDREW

TEXANS TV HOST, SENIOR INTEGRATED MEDIA MANAGER

Drew Dougherty is the host of Texans TV and the team's senior integrated media manager. Dougherty is the on-air talent for video on the team's website and can be heard and seen on all team-related shows. The 2017 season will be his ninth with the team.

At 6:30 p.m. on Saturdays in the fall, Dougherty hosts 'Texans Extra Points', which can be seen locally on ABC-13/KTRK. In the offseason at 11 p.m. on the same channel, he is the host of 'Texans 360'.

He also interviews players and coaches on Texans TV on the team's website. Gamedays at NRG Stadium are busy, as he is on the videoboards hosting the pre- and postgame shows, as well as all in-game score updates and community features. On a weekly basis, he answers fan questions in his offbeat web segment, which is called "Dear Drew".

In addition to his duties in front of the camera in English, Dougherty also hosts a weekly segment in Spanish called "Puntos Extra" with "La voz de los Texans" Enrique Vasquez.

From 2005 to 2009, Dougherty was the sports director at FOX34 and Telemundo46 in Lubbock. He was one of just a handful of journalists nationwide who broadcasted in both English and Spanish on a daily basis. He also hosted a few weekly coaches shows for the Texas Tech football, baseball and women's basketball teams, including Red Raider Sports with Mike Leach. Dougherty handled the TV play-by-play duties when the Lady Raiders and the baseball team were on the air and he also was the play-by-play voice for the Tech Red vs. Black spring football games as well as the ASCO West Texas High School Football All-Star games each June.

Dougherty's start in television began at Texas Cable News in Dallas. During his four years at TXCN, he produced Ford Sports Talk and Cadillac's Texas Legends in Sports. The latter show featured in-depth profiles of Bum Phillips, Darrell Royal, Ty Murray, Mary Lou Retton, Nolan Ryan and Don Meredith, to name a few. He also filled in as an anchor for the nightly, half-hour long Chevy SportsDay as well as the weekend sportscasts.

He triple-majored in Spanish, Latin American studies and print journalism at Southern Methodist University and also wrote for The Daily Campus and the Park Cities People during his time in college.

Dougherty grew up in Houston rooting for the Oilers, Astros and Rockets and graduated from Strake Jesuit College Preparatory. Drew and his wife, Vita, are the proud parents of Marie, Robert and Oliver.



DEEPI SIDHU

@DEEPSLANT

INTEGRATED MEDIA MANAGER & TEXANS INSIDER

As the Texans Insider, Deepi Sidhu is a co-host on Texans Radio, Texans TV and daily contributor to HoustonTexans.com.

Sidhu, a co-host and associate producer on 'Texans Late Night,' co-hosts the newest addition to the Texans TV lineup, 'Texans Buzz,' which airs on Saturday nights in the fall on ABC-13/KTRK following the late local news. With a background in radio, Sidhu also assists on the programming and production side for all of the offseason and in-season Texans radio shows, which air on SportsRadio 610.

Prior to joining the Texans organization, Sidhu worked for the flagship station, SportsRadio 610. She wrote for CBS Houston and SportsRadio 610 websites, covering local professional and college sports. From the age of 15, Sidhu has been involved in radio broadcasting. She also had a weekly radio show on KPFT Houston, GenerAsian Radio, which she co-hosted and produced for 11 years. Sidhu also has been a freelance writer for multiple outlets including CNN.com and CNN's Headline News site, HLN.com.

Sidhu graduated from Purdue University with a bachelor's in electrical engineering and then attained her Master of Business Administration from the University of Houston in 2002.

Sidhu has resided in Houston for over 20 years. She and her husband, Sham, have three sons and live in Bellaire.



JOHN HARRIS

@JHARRISFOOTBALL

TEXANS ANALYST, INTEGRATED MEDIA MANAGER

John Harris joined the organization as a football analyst and sideline reporter in April 2014 and was hired full-time in April 2015. In addition to his sideline duties on game day, he writes articles for HoustonTexans.com and contributes to Texans Radio and Texans TV on a regular basis.

Harris has spent his time around the game as a coach's son, player, coach, writer, radio host, television guest and all-around football historian. He provides a perspective not many can - a thorough understanding of X's and O's with the ability to communicate that love and understanding to readers and listeners.

After graduating as valedictorian and three-sport star at Lamar Consolidated High School in Rosenberg, Texas, Harris played four years at Brown University, earning the 1993 Eugene C. Swift Award for determination, hard work and courage. He earned two varsity letters in his time at Brown and played on the same defense as Texans Head Coach Bill O'Brien. Harris also added a master's degree in accounting from the University of Virginia in 2002.

In 1994, Harris started his coaching career at the Episcopal School of Jacksonville (Fla.). In 1998, at the age of 26, Harris took over as the head coach of the school's varsity program. In three short years, he led them to the FHSAA playoffs for the first time in the 35-year history of the school. As such, he was voted District 6 Coach of the Year in 2000 after the team finished with the school's best record in 11 years.

While coaching, Harris also started his radio career as a college football expert on SportsRadio 610 in Houston. He provided analysis for the morning show for three years and eventually did so on the "John and Lance Morning Show" starting in 2002. He was a fixture on Thursday mornings for the next five years, discussing college football and the NFL Draft. Over the past 18 years, Harris has done numerous guest radio appearances throughout the country, from Portland, Ore. to Miami, Fla., not to mention guest spots on local and national television as well.

In 2007, Harris returned to Houston to start his full-time radio career, co-hosting the Sean and John show on 1560 The Game. He then transitioned to national radio, hosting the Overnight Takeover for the next three years. As a writer, his work has been featured on the front pages of YahooSports.com, FoxSports.com and collegefootballnews.com. In addition to his Texans duties, he provides NFL draft analysis for the Washington Post, football analysis for TexAgs.com and TexAgs radio and does color commentary for television broadcasts of select Southeastern Conference games.

Harris has been a member of the Executive Leadership Team for the Paul Bear Bryant College Coach of the Year Award for the past 10 seasons.

He is married to Paige and the couple lives in Houston with their children, Jack (17) and Maye (15).

TEXANS TV



Kevin Kugler
Play-By-Play



Spencer Tillman
Analyst/Host



Drew Dougherty
Sideline Reporter

ABC-13/KTRK-TV is the official television home of the Houston Texans and the flagship station of the Houston Texans Television Network. Beginning his fourth season as preseason TV play-by-play announcer for the Texans is Kevin Kugler. Kugler is the national voice of Westwood One's NFL Sunday Night Football broadcasts and does TV work for the Big Ten Network.

Former San Francisco 49er and Houston Oiler, Spencer Tillman, is back as color commentator. Tillman is a TV analyst for FOX Sports' coverage of college football. On the sideline, Drew Dougherty of Texans TV and HoustonTexans.com, is in his fourth season with the pre-season broadcast crew.

Two in-house produced programs air weekly during the season and one during the offseason on KTRK. "Texans Extra Points" is a weekly preview of the upcoming game with guest analysts. The show is hosted by Drew Dougherty and airs Saturdays at 6:30 p.m.

"Texans Buzz" airs Saturdays at 11 p.m. and features, among many player guests, Drew Dougherty and Deepi Sidhu of HoustonTexans.com.

ABC-13's Eyewitness News Sports Director Greg Bailey will continue to host "Houston Texans: Inside the Game" Sundays at 10:35 p.m. with Spencer Tillman. The show features interviews with Texans players, one-on-one interviews with Texans Head Coach Bill O'Brien and a recap of each Texans game.

"Texans Game Day" airs each Sunday morning at 8:30 a.m. on KPRC Local 2 with Sports Director Randy McIlvoy and a conversation with Head Coach Bill O'Brien. All Texans TV shows are rebroadcast each week on FOX Sports Southwest.

TEXANS RADIO & PRESEASON TV AFFILIATES

City	RADIO Channel	Station
Abilene, TX	92.5 FM	KMWX
Alpine, TX	1240 AM	KVLF
Amarillo, TX	940 AM	KIXZ
Athens, TX	1410 AM	KLVQ
Austin, TX	1300 AM	KVET
Beaumont, TX	1450/1510 AM	KIKR/KBED
Big Spring, TX	1400 AM	KBYG
Brenham, TX	1280 AM	KWHI
Bryan, TX	1150 AM	KZNE
Carthage, TX	1590 AM	KGAS
College Station, TX	1150 AM	KZNE
Corpus Christi, TX	1230 AM	KSIX
Crockett, TX	93.5 FM	KBPC
Henderson, TX	1470 AM	KWRD
Houston, TX	610 AM/100.3 FM	KILT-AM/FM
Levelland, TX	1230 AM	KLVT
Liberty, TX	99.9 FM	KSHN
Livingston, TX	92.3 FM	KETX
Lubbock, TX	98.1 FM	KKCL
Lufkin, TX	1260 AM	KSML
Marshall, TX	1450 AM/103.9 FM	KMHT
McAllen, TX	102.1 FM	KBUC
Midland, TX	550 AM	KCRS
Nacogdoches, TX	1260 AM	KSML
Odessa, TX	550 AM	KCRS
Orange, TX	1600 AM	KOGT
Plainview, TX	103.9 FM	KRIA
San Angelo, TX	1260 AM	KKSA
San Antonio, TX	1250 AM/94.5 FM	KZDC
Tyler, TX	1410 AM	KLVQ
Victoria, TX	106.9 FM	KLUB
Waco, TX	101.3 FM	KLRK

City	TELEVISION Channel	Station
Houston, TX	13	KTRK (ABC)
Abilene, TX	15	KXVA (FOX)
Austin, TX	24	KVUE (ABC)
Beaumont, TX	6	KFDM (CBS)
Bryan/College Station, TX	23	KAGS (NBC)
Corpus Christi, TX	10	KZTV (CBS)
El Paso, TX	4	KDBC (CBS)
Harlingen, TX	4	KGBT (CBS)
Midland/Odessa, TX	24	KPEJ (FOX)
San Angelo, TX	6	KIDY (FOX)
San Antonio, TX	4	WOAI (NBC)
Tyler, TX	56	KETK (NBC)
Victoria, TX	33	KOZY (Ind.)
Waco, TX	6	KCEN (NBC)



TEXANS RADIO



Marc Vandermeer
Play-By-Play



Andre Ware
Analyst



John Harris
Sideline Reporter

The Houston Texans and CBS Radio Houston reached a multi-year agreement in October 2011 to ensure SportsRadio 610 and 100.3 KILT-FM remained the radio home of the Houston Texans through the 2021 NFL season and the home of Texans Radio ancillary programming. SportsRadio 610 AM and 100.3 KILT-FM have been the flagship stations of the Houston Texans since the team entered play in 2002.

Texans Radio broadcasts three-hour pregame and postgame shows on SportsRadio 610 before and after every Texans game. The Texans Radio Network broadcast team of Marc Vandermeer and Andre Ware will continue to provide play-by-play and game analysis as they have done for the past 15 years. John Harris begins his fourth season handling sideline reporting duties, contributing to various Texans Radio and TV shows and writing for HoustonTexans.com. Harris also contributes to FootballTakeover.com and has previously hosted national shows for Yahoo! Sports Radio.

Texans fans are guaranteed 14 hours of dedicated Houston Texans programming every week during football season, including in excess of five hours on Mondays as part of "Texans Monday", a two-hour "Texans All Access" show every weeknight from 6-8 p.m. on SportsRadio 610 and streaming online at TexansRadio.com and via the Texans app for a variety of mobile devices.

Texans Radio on SportsRadio 610 is the best place to find team information on the airwaves. Exclusive shows with Head Coach Bill O'Brien (Mondays at 5 p.m.) and a player (Tuesdays at 6 p.m.) have drawn record ratings. Texans Radio also broadcasts a 60-minute condensed version of every game on Tuesdays from 8-9 p.m. on SportsRadio 610 called "Texans Replay." Additionally, "Texans All Access" airs from 6-7 p.m. on weekdays throughout the offseason.

Texans Radio also exclusively airs Houston Texans NFL Draft coverage, with 16 hours of live on-site coverage from NRG Stadium throughout the draft, and of Houston Texans Training Camp, with daily broadcasts from The Greenbrier throughout training camp.

TEXANS SPANISH-LANGUAGE RADIO



Mega 101 FM kicks off its first season as the flagship Spanish-language radio broadcaster of the Houston Texans and is the home of "The Texans Show" on Tuesdays at 6 p.m. CT during the season.

Enrique Vasquez is in his 16th season on the Texans Spanish radio broadcast and will serve as the play-by-play for the fourth straight season. Vasquez had served on the broadcast as color commentator since the

team's inaugural season in 2002.

Vasquez began his career in sports radio and television in 1992 as a color analyst on the Houston Oilers Spanish Radio broadcast where he remained through the 1995 season. He has handled play-by-play duties for Fox Sports Americas on the network's international coverage of the NFL game of the week as well as Super Bowl XXXI and XXXII.

From 1998-2001, Vasquez served as play-by-play announcer on the Dallas Cowboys Spanish radio broadcast on select preseason game broadcasts as well as color commentator during the 2000 and 2001 seasons. He is also a regular contributor on HoustonTexans.com in both English and Spanish.

Gustavo Rangel begins his fourth season as color analyst for the Texans Radio Spanish broadcasts. Rangel is the chief editor at La Prensa de Houston and was previously a television reporter for Multimedios. He started as a sideline reporter with the Texans in the team's first two seasons in Houston and has covered every season of Texans football since then.



Enrique Vasquez
Play-By-Play



Gustavo Rangel
Color Analyst

TEXANS SHOWS



TEXANS EXTRA POINTS

Host Drew Dougherty discusses the weekly state of affairs and previews the upcoming game with Texans experts. The show also provides the 'Keys to a Texans' win. Head Coach Bill O'Brien and Texans Analyst John Harris break down the X's and O's of a specific play in 'The Telestrator'.




TEXANS 360

In the offseason, this news magazine show runs the gamut from Xs and Os to light-hearted interviews by the 'Kid Reporters'. Host Drew Dougherty takes you inside the locker room, under the helmet and everywhere in between to keep you up-to-date on your favorite football team.

TEXANS BUZZ

Texans Buzz is a look at the lighter side of Texans players from inside NRG Stadium. Hosted by Deepi Sidhu and Drew Dougherty, the weekly television program features a unique side of Texans football, including the popular 'Kid Reporter' and 'Player Reporter' segments. Texans Buzz airs during the regular football season on Saturday nights on ABC-13 after the late local news.



NRG STADIUM



The Texans have sold out 154 consecutive games at NRG Stadium. The indoor HD video boards were installed in 2013 at NRG Stadium. In addition to hosting Super Bowl LI in 2017, the stadium has played host to the Texas Bowl since 2006, the 2007 East-West Shrine Game, the 2011 & 2016 NCAA Men's Final Four, Super Bowl XXXVIII, Wrestlemania XXV, the 2016 Copa America Centenario Tournament and Rodeo Houston among other large-scale events.

The city of Houston has always been on the cutting edge of stadium development. Houston first introduced the Astrodome, which opened in 1965 as the world's first domed stadium. The trend continued in 2002 with the debut of NRG Stadium.

The first NFL stadium with a retractable roof, NRG Stadium (formerly known as Reliant Stadium) opened for business on Aug. 24, 2002, as the Texans hosted the Miami Dolphins in a preseason game. Houston's regular-season debut against the Dallas Cowboys on Sept. 8 was nationally televised on ESPN. The Texans stunned the Cowboys 19-10 before a raucous crowd, unveiling a gameday atmosphere that would become a staple throughout the Texans' inaugural campaign.

In 2013, the indoor high-definition video boards were installed at the north and south ends of the stadium. The Mitsubishi Electric Diamond Vision System boards are 14,549 square feet apiece and have a display resolution of 1,000 x 5,280 pixels in HD 1080i format.

Counting preseason and playoff games, the Texans have played to 154 consecutive sell-outs. They set a team record in 2016 with 574,947 fans during the regular season, an average of 71,868 per game. The Texans' largest crowd through 15 seasons was 71,933 for their season opener against the Chicago Bears on Sept. 11, 2016, the largest non-Super Bowl football crowd in the city's history.

Speaking of the Super Bowl, the world's largest sports spectacle took place in NRG Stadium for a second time in February 2017. The New England Patriots defeated the Atlanta Falcons, 34-28, in the biggest comeback in Super Bowl history after the Patriots trailed 28-3 at halftime. Super Bowl LI also was the first NFL championship game to be decided in overtime in league history and Lady Gaga headlined the halftime show in front of a crowd of 70,807. The city of Houston was awarded Super Bowl LI following a vote by NFL owners in May 2013 after a strong push from Texans Founder, Chairman and Chief Executive Officer Robert C. McNair and President Jamey Rootes.

The Super Bowl also was played in Houston for the first time in 30 years in 2004, when NRG Stadium hosted a memorable Super Bowl XXXVIII between the Patriots and Carolina Panthers. The Patriots won 32-29 on Adam Vinatieri's 41-yard field goal with four seconds remaining before a crowd of 71,525. The event also featured elaborate pregame and halftime shows featuring the likes of Aerosmith, Beyoncé, Kid Rock, P. Diddy, Nelly, Toby Keith and Willie Nelson.

NRG Stadium has hosted numerous college football games, including the Texas Bowl since 2006, three Houston Bowls, the 2002 and 2005 Big 12 Championship Games, the 2007 East-West Shrine Game, the Bayou Bucket (Rice vs. Houston) and the annual AdvoCare Texas Kickoff since 2013. NRG Stadium housed the NCAA Men's Basketball Tournament Sweet 16 in 2008 and 2010 and hosted the Final Four in 2011 and 2016.

NRG Stadium also has become one of the nation's leading soccer venues. The U.S. Men's National Soccer Team hosted Mexico in May 2003 in the two teams' first match since their 2002 World Cup meeting. In 2005, NRG Stadium hosted the championship matches of the Mexican League's InterLiga qualification competition. The stadium hosted another U.S. vs. Mexico match (2008), a Mexico vs. Belize World Cup qualifier (2008) and hosted matches in the CONCACAF Gold Cup (2005, 2007 and 2009), as well as the Gold Cup semifinals (2011) and MLS All-Star Game (2010) featuring Manchester United. In July 2015, NRG Stadium hosted Mexico vs. Honduras as part of the 2015 Mexican National Team U.S. Tour. It also hosted three matches in the 2016 Copa America Centenario Tournament and will play host to the Manchester Derby between Manchester United and Manchester City in July 2017, which marks the first time the teams have met outside of the United States.

The Houston Livestock Show and Rodeo continued to play to a packed house in 2016, boasting such acts as The Band Perry, Jason Aldean, Jason Derulo, Miranda Lambert, Pitbull, Darius Rucker, Keith Urban and Kid Rock. NRG Stadium has also played host to concerts by Beyoncé, U2, The Rolling Stones, Metallica, One Direction, Ariana Grande, George Strait and Kenny Chesney, as well as premier events including WrestleMania XXV, Disney on Ice, the Ringling Bros. and Barnum & Bailey Circus.

Ground broke on NRG Stadium on March 9, 2000. The stadium, covering 1.9 million square feet, features 44,000 seats on the sideline. There are 8,400 club seats and 195 suites, along with 10 party suites on the 300 level.

With the innovation of the retractable roof, Houston returned to outdoor NFL action in 2002 for the first time since Super Bowl VIII at Rice Stadium in 1974. The roof is made of translucent, Teflon-coated fiberglass fabric and takes 10 minutes to open and close. When it opens, the roof splits at the 50-yard line and docks in the end zones.

NRG Stadium features an open view of the playing field from the main concourse and on the club level. The main concourse is 40 feet wide, which makes it one of the largest in the NFL. Each concession stand has multiple televisions that enable Texans fans to stay on top of the action.

The Texans' front office is located on the south end of the stadium, enabling the club's day-to-day operations to be under one roof. Players report to the stadium to take part in film sessions, practice, treatment and training. The 10,000-square-foot weight room is among the largest in the league. The players can also take advantage of a three-lane lap pool.

Texans Head Coach Bill O'Brien conducts his postgame press conferences in the team's media auditorium on the ground level. The stadium's press box is located on the eighth level of the stadium's west side, flanking Kirby Drive.

Across the street, the Houston Methodist Training Center features three outdoor grass practice fields. One field is lit for night sessions during training camp. The Houston Methodist Training Center also features an indoor practice field outfitted with FieldTurf. The air-supported structure offers the team a seamless transition from outdoor to indoor practice in case of inclement weather.

VIDEO BOARD QUICK FACTS

- When they were installed in 2013, they were the largest in-stadium HD video displays in the world and the widest display in professional sports.
- Image area is 52.49' (H) x 277.17' (W), totaling 14,549 square feet of display surface compared to 2,592 square feet of display surface on the old, standard definition boards that were used from 2002-12. That is a 561 percent increase in area.
- Display resolution of 1,000 x 5,280 pixels in HD 1080i format with 4.4 trillion colors and 960 Hz refresh rate for jitter-free HD images.
- Manufactured by Mitsubishi Electric's Diamond Vision Systems Division (Cowboy Stadium; Yankee Stadium; Lambeau Field; Fenway Park; Century Link Field).
- Second-largest end zone video display in the NFL.
- Wider than the wing span of a 747 plane and equal to roughly 3,050 40" LCD displays.

VIDEO BOARD FEATURES

- Texans fans experienced high definition video images in 2013 for the first time in NRG Stadium thanks to the video displays. The old video boards displayed standard definition images.
- Replays are further enhanced thanks to an additional slow-motion instant replay machine from EVS that captures four additional camera angles and the capability of network television replay footage to be shown.
- The 277-foot wide displays are the second-largest in the NFL or MLB. The portion of the displays that show game action are larger than all but four video boards in the NFL at 115 feet wide and 52.5 feet tall.
- A digital clock and down & distance have replaced the matrix displays that served the same purpose.
- In-game statistics are presented on the videoboard displays, as are out-of-town scores and fantasy football updates.
- All of the space on the displays is digital and can be changed out with graphics to enhance fan experience.

FANtastic. PLANtastic.



Score a **\$100 Reward Card** that can be used anywhere, a **FREE J.J. Watt jersey** and a crowd-pleasing price on electricity when you sign up for the **Reliant Texans plan**.*

reliant.com/texansplan | 1.866.RELIANT



reliant
an NRG company

*Offer valid for new residential customers only. Jersey color and size may vary. Rewards Cards available while supplies last. Limit one per household. Allow 8-12 weeks for Reward Card and jersey delivery. Terms and conditions are applied to Rewards Cards. Card is issued by the Bancorp Bank, Member FDIC, pursuant to a license from Visa U.S.A. Inc. Visa U.S.A., Inc. is not affiliated with Reliant Energy and does not endorse or sponsor this program. See reliant.com/texansplan for details.

Reliant is a registered service mark of Reliant Energy Retail Holdings, LLC. Reliant Energy Retail Services, LLC (PUCT Certificate #10007). ©2017 Reliant Energy Retail Holdings, LLC. All rights reserved. 729874



HOUSTON
TEXANS

**PLAYER
BIOS**



JEFF ALLEN

GUARD | 6-4 | 305 | ILLINOIS

Hometown: Chicago, Ill. | 6th NFL Season | 2nd with Texans | Age: 27
 Acquired: UFA-'16 (KC) | 2016 GP/GS (Playoffs): 14/14 (2/2) | Career GP/GS (Playoffs): 58/50 (5/5)
 Teams: Kansas City 2012-15; Houston 2016-17

79

TRANSACTIONS:

Selected by the Kansas City Chiefs with the 12th pick in the second round (44th overall) of the 2012 NFL Draft...Signed by the Houston Texans as an unrestricted free agent on March 10, 2016.

CAREER:

- Fifth-year offensive lineman played in 44 games (36 starts) at left guard and right tackle with the Kansas City Chiefs from 2012-15
- Has started three postseason contests at left guard and two at right guard
- Joined the Texans in 2016 and took over as the starting right guard

2016 (Houston 14/14, 2/2):

- Made his first career start at right guard in his Texans debut and helped pave the way for RB Lamar Miller's 106-yard rushing performance vs. Chicago (9/11)
- Opened at right guard at Minnesota (10/9) in Week 5 but missed most of the second half with an injury
- Inactive for Week 6 vs. Indianapolis (10/16) and Week 15 vs. Jacksonville (12/18) with injuries
- Started at right guard in Weeks 1-5, 7-14, 16-17 and both postseason contests

2015 (Kansas City 12/8, 2/2):

- Started at right tackle in Week 7 vs. Pittsburgh (10/25)
- Started at left guard in Weeks 8-13 and Weeks 16-17
- Helped the Chiefs finish second in the AFC in rushing yards in the regular season
- Started at left guard in the AFC Wild Card Game at Houston (1/9/16) and AFC Divisional Game at New England (1/16/16)

2014 (Kansas City 1/1):

- Started at right tackle vs. Tennessee (9/7) in Week 1
- Placed on the Reserve/Injured List with an elbow injury on Sept. 12 and missed the rest of the season

2013 (Kansas City 15/14, 1/1):

- Started at left guard in Weeks 1-3 and Weeks 5-16
- Saw action in Week 17 at San Diego (12/29)
- Helped the Chiefs finish fourth in the AFC in rushing yards in the regular season
- Started at left guard in the Wild Card Game at Indianapolis (1/4/14)

2012 (Kansas City 16/13):

- Saw his first NFL action on special teams vs. Atlanta (9/9) in Week 1
- Started his first career contest vs. San Diego (9/30) in Week 4
- Went on to start at left guard in Weeks 5-17 for the Chiefs

COLLEGE:

- Played four seasons (2008-11) at the University of Illinois in Champaign, Ill.
- Appeared in 49 games for the Illini, closing out his career with 47 consecutive starts - nine at right tackle and 38 at left tackle - a mark that is tied for third-best in school history
- Finished his career with 336 knockdowns and 49 touchdown-resulting blocks

PERSONAL:

- Attended King High School in Chicago, earning 2007 *Chicago Sun Times* All-Public League Team honors and was named to the Champaign News-Gazette Special Mention All-State team, in addition to garnering Prep Star All-Region accolades
- Ranked among the top 30 players in the state of Illinois by Rivals.com as the four-year two-way starter recorded 97 tackles and 2.0 sacks as a senior
- Also blocked a punt for a touchdown, the only score of his career

CAREER STATISTICS

REGULAR SEASON GAMES PLAYED/STARTED (PLAYOFFS):

2012 Kansas City: 16/13 (0/0)
 2013 Kansas City: 15/14 (1/1)
 2014 Kansas City: 1/1 (0/0)
 2015 Kansas City: 12/8 (2/2)
 2016 Houston: 14/14 (2/2)
TOTAL: 58/50 (5/5)

VETERAN BIOS



RASHAUN ALLEN

TIGHT END | 6-4 | 250 | SOUTHERN

Hometown: Cleveland, Ohio | 2nd NFL Season | 1st with Texans | Age: 27
 Acquired: FA-'16 | 2016 GP/GS (Playoffs): 0/0 (0/0) | Career GP/GS (Playoffs): 1/0 (0/0)
 Teams: SEA 2014; MIN 2014; SEA 2014-15; NO 2015-16; PIT 2016; HOU 2016-17

88

TRANSACTIONS:

Signed by the Seattle Seahawks as a college free agent on May 19, 2014...Waived by the Seahawks on Aug. 30, 2014...Signed to the Seahawks practice squad on Sept. 1, 2014...Signed to the Seahawks active roster on Oct. 18, 2014...Waived by the Seahawks on Oct. 21, 2014...Signed to the Seahawks practice squad on Oct. 23, 2014...Released from the Seahawks practice squad on Oct. 30, 2014...Signed to the Minnesota Vikings practice squad on Nov. 3, 2014...Signed to the Seahawks active roster on Nov. 11, 2014...Waived by the Seahawks on Dec. 20, 2014...Signed to the Seahawks practice squad on Dec. 23, 2014...Signed by the Seahawks on Feb. 4, 2015...Waived by the Seahawks on Sept. 5, 2015...Signed to the Seahawks practice squad on Sept. 8, 2015...Released from the Seahawks practice squad on Nov. 3, 2015...Signed to the New Orleans Saints practice squad on Nov. 10, 2015...Signed to the Saints active roster on Dec. 30, 2015...Waived by the Saints on Aug. 30, 2016...Signed to the Pittsburgh Steelers practice squad on Sept. 4, 2016...Released from the Steelers practice squad on Oct. 25, 2016...Signed to the Houston Texans practice squad on Nov. 7, 2016...Signed by the Texans on Jan. 16, 2017.

2016 (Pittsburgh 0/0; Houston 0/0, 0/0):

- Spent training camp with the Saints before being waived on Aug. 30
- Signed to the Steelers practice squad on Sept. 5, where he spent Weeks 1-7 before being released from the practice squad on Oct. 25
- Signed to the Texans practice squad on Nov. 7
- Spent Weeks 10-17 and the postseason on the Texans practice squad

2015 (Seattle 0/0, New Orleans 0/0):

- Spent training camp with the Seahawks before being waived on Sept. 5
- Signed to the Seahawks practice squad on Sept. 8, where he spent Weeks 1-8 before being released from the practice squad on Nov. 3
- Joined the Saints practice squad on Nov. 10 and was elevated to the active roster on Dec. 30
- Inactive at Atlanta (1/3/16) in Week 17

2014 (Seattle 1/0, 0/0; Minnesota 0/0):

- Signed by the Seahawks as a college free agent on May 19
- Waived by the Seahawks at the end of training camp and signed to the practice squad on Sept. 1, where he spent Weeks 1-6
- Elevated to the Seahawks active roster on Oct. 18
- Made his NFL debut and played 14 snaps as a reserve tight end at St. Louis (10/19)
- Waived on Oct. 21, signed to the Seahawks practice squad on Oct. 23 and released from the practice squad on Oct. 30
- Signed to the Vikings practice squad on Nov. 3
- Signed off the Vikings practice squad to the Seahawks active roster on Nov. 11
- Inactive for Weeks 11-15
- Waived on Dec. 20 and signed to the Seahawks practice squad on Dec. 23, where he spent Week 17 and the entire postseason

COLLEGE:

- Played four seasons (2010-13) at Southern University in Baton Rouge, La. after redshirting the 2009 campaign
- Started 9-of-28 games played for the Jaguars, recording 30 receptions for 281 yards and three touchdowns
- Graduated with a bachelor's degree in criminal justice

PERSONAL:

- Attended John Adams High School in Cleveland
- Played football and basketball for the Rebels

2016 STATISTICS

REGULAR SEASON					RECEIVING					RUSHING				
Date	Opp	GP	GS	Rec	Yds	Avg	Lg	TD		Att	Yds	Avg	Lg	TD
WITH PITTSBURGH														
9/12	at WAS								PRACTICE SQUAD					
9/18	CIN								PRACTICE SQUAD					
9/25	at PHI								PRACTICE SQUAD					
10/2	KC								PRACTICE SQUAD					
10/9	NYJ								PRACTICE SQUAD					
10/16	at MIA								PRACTICE SQUAD					
10/23	NE								PRACTICE SQUAD					
Week 8									NOT ON ROSTER					
WITH HOUSTON														
11/13	at JAX								PRACTICE SQUAD					
11/21	at OAK								PRACTICE SQUAD					
11/27	SD								PRACTICE SQUAD					
12/4	at GB								PRACTICE SQUAD					
12/11	at IND								PRACTICE SQUAD					
12/18	JAX								PRACTICE SQUAD					
12/24	CIN								PRACTICE SQUAD					
1/1/17	at TEN								PRACTICE SQUAD					
Totals		0	0	0	0	0.0	0	0		0	0	0.0	0	0
POSTSEASON														
Date	Opp	GP	GS	Rec	Yds	Avg	Lg	TD		Att	Yds	Avg	Lg	TD
1/7/17	OAK (WC)								PRACTICE SQUAD					
1/14/17	at NE (DIV)								PRACTICE SQUAD					
Totals		0	0	0	0	0.0	0	0		0	0	0.0	0	0

CAREER STATISTICS

REGULAR SEASON					RECEIVING					RUSHING				
Year	Team	GP	GS	Rec	Yds	Avg	Lg	TD		Att	Yds	Avg	Lg	TD
2014	SEA	1	0	0	0	0.0	0	0		0	0	0.0	0	0
2014	MIN								PRACTICE SQUAD					
2015	SEA								PRACTICE SQUAD					
2015	NO	0	0	0	0	0.0	0	0		0	0	0.0	0	0
2016	PIT/HOU								PRACTICE SQUAD					
Totals		1	0	0	0	0.0	0	0		0	0	0.0	0	0

VETERAN BIOS



DRES ANDERSON

(DREZZ)

WIDE RECEIVER | 6-2 | 190 | UTAH

Hometown: Riverside, Calif. | 1st NFL Season | 1st with Texans | Age: 24
 Acquired: FA-'17 | 2016 GP/GS (Playoffs): 0/0 (0/0) | Career GP/GS (Playoffs): 0/0 (0/0)
 Teams: San Francisco 2015-16; Chicago 2016; Houston 2017

17

TRANSACTIONS:

Signed by the San Francisco 49ers as a college free agent on May 5, 2015...Waived by the 49ers on Sept. 3, 2015...Signed to the 49ers practice squad on Sept. 4, 2015...Released from the 49ers practice squad on Oct. 18, 2016...Signed to the Chicago Bears practice squad on Nov. 22, 2016...Waived by the Bears on May 1, 2017...Signed by the Houston Texans on June 5, 2017.

2016 (San Francisco 0/0; Chicago 0/0):

- Spent the first six weeks of the season on the 49ers practice squad before being waived on Oct. 18
- Signed to the Bears practice squad on Nov. 22 and spent the remaining six weeks there

2015 (San Francisco 0/0, 0/0):

- Joined the 49ers as a college free agent and participated in training camp before being placed on the Reserve/Injured List with a knee injury on Aug. 31

COLLEGE:

- Played four seasons (2011-14) at the University of Utah in Salt Lake City after redshirting the 2010 campaign
- Finished his career ranked fifth in Utah school history with 2,077 receiving yards
- A four-time honorable mention Academic All-Pac 12 selection
- As a senior in 2014, he started all seven games in which he appeared and recorded 22 receptions for 355 yards and four touchdowns
- Earned honorable mention All-Pac-12 recognition as a junior in 2013 after playing in 12 games and registering 53 receptions for 1,002 yards and seven touchdowns
- Played 12 games and led the Utes with 36 receptions for 365 yards and three touchdowns as a sophomore in 2012
- In his debut season, he appeared in all 13 games and finished second on the team in receptions (23), receiving yards (355) and touchdowns (three)
- Redshirted the 2010 season

PERSONAL:

- Attended John W. North High School in Riverside, Calif., where he helped lead his team to the CIF Division II football championship as a junior
- Anderson's father, Willie A.K.A. "Flipper", played wide receiver in the NFL from 1988-97 for the Denver Broncos, Washington Redskins, Indianapolis Colts and Los Angeles Rams, and currently holds the NFL record for receiving yards in a game with 336
- His uncle, Paco Craig, played one season for the Detroit Lions in 1988
- Majored in communications

2016 STATISTICS

REGULAR SEASON				RECEIVING					RUSHING				
Date	Opp	GP	GS	Rec	Yds	Avg	Lg	TD	Att	Yds	Avg	Lg	TD
WITH SAN FRANCISCO													
9/12	LAR												
9/18	at CAR												
9/25	at SEA												
10/2	DAL												
10/6	at MIN												
10/16	at BUF												
Week 8													
Week 9													
Week 10													
Week 11													
WITH CHICAGO													
11/27	TEN												
12/4	SF												
12/11	at DET												
12/18	GB												
12/24	WAS												
1/1/17	at MIN												
Totals		0	0	0	0	0.0	0	0	0	0	0.0	0	0

CAREER STATISTICS

REGULAR SEASON				RECEIVING					RUSHING				
Year	Team	GP	GS	Rec	Yds	Avg	Lg	TD	Att	Yds	Avg	Lg	TD
2015	SF												
2016	SF/CHI												
Totals		0	0	0	0	0.0	0	0	0	0	0.0	0	0



STEPHEN ANDERSON

TIGHT END | 6-3 | 230 | CALIFORNIA

Hometown: San Jose, Calif. | 2nd NFL Season | 2nd with Texans | Age: 24
 Acquired: CFA-'16 | 2016 GP/GS (Playoffs): 13/0 (2/0) | Career GP/GS (Playoffs): 13/0 (2/0)
 Teams: Houston 2016-17

89

TRANSACTIONS:

Signed by the Houston Texans as a college free agent on May 5, 2016.

2016 (Houston 13/0, 2/0):

- Part of a Texans TE corps that improved by NFL bests of 102 targets, 74 receptions and 4.6 receptions per game over its 2015 totals and finished with second-best increases of 646 receiving yards and 40.4 receiving yards per game
- Became the first rookie tight end in franchise history to record a reception in a season opener when he hauled in three passes for 25 yards vs. Chicago (9/11)
- Caught two passes for 15 yards vs. Kansas City (9/18)
- Inactive for Week 4 vs. Tennessee (10/2), Week 5 at Minnesota (10/9) and Week 6 vs. Indianapolis (10/16) with an injury
- Returned to game action and saw time on offense and special teams at Denver (10/24) in Week 7
- Hauled in two passes for 17 yards vs. Detroit (10/30)
- Scored his first career touchdown on a 7-yard pass from QB Brock Osweiler in the third quarter and recorded his first career special teams tackle at Jacksonville (11/13)
- Logged one reception for 14 yards at Oakland (11/21) in Week 11
- Caught one pass for eight yards vs. San Diego (11/27) in Week 12
- Played on offense and contributed on special teams at Indianapolis (12/11) in Week 14
- Registered one reception for seven yards and contributed on special teams vs. Jacksonville (12/18) in Week 15
- Made a special teams tackle in his first career postseason game vs. Oakland (1/7/17) in the AFC Wild Card round
- Assisted on a special teams tackle at New England (1/14/17) in the AFC Divisional round

COLLEGE:

- Played four seasons (2012-15) at the University of California, Berkeley after redshirting the 2011 campaign
- His first roommate at Cal was Texans OLB Brennan Scarlett
- Played in 37 games and made 25 starts
- Finished his career with 101 receptions for 1,260 yards receiving and seven touchdown receptions with all of the stats coming over his final three years
- Earned both honorable mention All-Pac-12 selection of the league's coaches and Cal's Ken Cotton Award as the team's Most Courageous Player as a junior and senior
- Had career highs of 46 receptions, 661 yards receiving and five touchdown catches as a 2014 junior despite missing the first two games due to injury
- Registered a career-high nine catches for 117 yards at Oregon State as a junior after an earlier contest the same season in which he recorded a previous career-best seven catches for a career-high 136 yards and one touchdown against Colorado, with the single scoring grab one of seven times in which he had a single touchdown reception to equal a career best
- Posted the longest catch of his career when he hauled in a 75-yard touchdown pass from Jared Goff against Colorado as a junior
- Has at least two catches in each of his last 10 games as a junior and then for another string of eight straight games at one point during his senior season
- Had five career tackles and one fumble recovery with the latter coming during his senior season against Grambling State
- Participated in the 2016 NFL Scouting Combine February 23-29 at Lucas Oil Stadium in Indianapolis

PERSONAL:

- Had a strong 2010 senior season at Piedmont Hills High School in San Jose, Calif., making 83 catches for 1,340 yards receiving and 14 touchdown receptions with a long catch of 95 yards
- Helped lead his squad to an 11-2 overall record and a 6-1 mark in the Mount Hamilton League on the way to a co-league title and a Central Coast Section crown
- Posted three games with double-digit receptions as a senior, including a career-high 14 catches for 189 yards and a score in a loss to Bellarmine Prep

2016 STATISTICS

REGULAR SEASON

Date	Opp			RECEIVING					RUSHING				
		GP	GS	Rec	Yds	Avg	Lg	TD	Att	Yds	Avg	Lg	TD
9/11	CHI	1	0	3	25	8.3	12	0	0	0	0.0	0	0
9/18	KC	1	0	2	15	7.5	8	0	0	0	0.0	0	0
9/22	at NE	1	0	0	0	0.0	0	0	0	0	0.0	0	0
10/2	TEN			INACTIVE									
10/9	at MIN			INACTIVE									
10/16	IND			INACTIVE									
10/24	at DEN	1	0	0	0	0.0	0	0	0	0	0.0	0	0
10/30	DET	1	0	2	17	8.5	10	0	0	0	0.0	0	0
11/13	at JAX	1	0	1	7	7.0	7	1	0	0	0.0	0	0
11/21	at OAK	1	0	1	14	14.0	14	0	0	0	0.0	0	0
11/27	SD	1	0	1	8	8.0	8	0	0	0	0.0	0	0
12/4	at GB	1	0	0	0	0.0	0	0	0	0	0.0	0	0
12/11	at IND	1	0	0	0	0.0	0	0	0	0	0.0	0	0
12/18	JAX	1	0	1	7	7.0	7	0	0	0	0.0	0	0
12/24	CIN	1	0	0	0	0.0	0	0	0	0	0.0	0	0
1/1/17	at TEN	1	0	0	0	0.0	0	0	0	0	0.0	0	0
Totals		13	0	11	93	8.5	14	1	0	0	0.0	0	0

POSTSEASON

Date	Opp	GP	GS	Rec	Yds	Avg	Lg	TD	Att	Yds	Avg	Lg	TD
1/7/17	OAK (WC)	1	0	0	0	0.0	0	0	0	0	0.0	0	0
1/14/17	at NE (DIV)	1	0	0	0	0.0	0	0	0	0	0.0	0	0
Totals		2	0	0	0	0.0	0	0	0	0	0.0	0	0

ADDITIONAL STATISTICS

Special Teams Tackles: 1 | Postseason Special Teams Tackles: 2 | Misc. Tackles: 2

- Posted a career-high 205 receiving yards on eight catches, including a 95-yarder for a touchdown, in the section title game win over Homestead during his senior season
- Scored a total of 16 touchdowns as a senior, adding two on 12 punt returns for 212 yards with a long of 72 yards
- Had 121 tackles, five pass breakups and one forced fumble on defense during his senior campaign, in addition to blocking a field goal attempt as a member of his squad's special teams
- Registered six double-digit tackle games as a senior, including a career-high 15 stops vs. Bellarmine Prep and 14 against Homestead
- Added 59 catches for 828 yards receiving and 10 touchdown receptions (11 touchdowns total) on offense, and 101 tackles and two interceptions defensively as a 2009 junior when his squad was 9-3 overall and 6-1 in the Mount Hamilton League
- Has spent time working as an intern at Children's Hospital in Oakland
- Majoring in public health
- Full name is Stephen Todd Anderson Jr.
- Parents and sister are all Cal alumni
- Twitter handle is @S_Anderson89

VETERAN BIOS



LONNIE BALLENTINE

(BAL-en-tine)

SAFETY | 6-3 | 215 | MEMPHIS

Hometown: Memphis, Tenn. | 4th NFL Season | 4th with Texans | Age: 24
Acquired: D7b-'14 | 2016 GP/GS (Playoffs): 2/0 (0/0) | Career GP/GS (Playoffs): 4/0 (0/0)
Teams: Houston 2014-17

39

TRANSACTIONS:

Selected by the Houston Texans with the 41st pick in the seventh round (256th overall) of the 2014 NFL Draft.

2016 (Houston 2/0, 0/0):

- Placed on the Reserve/Physically Unable to Perform List on Aug. 30
- Activated from the Reserve/Physically Unable to Perform List on Oct. 22
- Saw his first game action since Week 6 of 2015, playing both defense and special teams, at Denver (10/24) in Week 7
- Played exclusively on special teams vs. Detroit (10/30) in Week 8
- Placed on the Reserve/Injured List on Nov. 12

2015 (Houston 2/0):

- Played in two regular season games, totaling three solo tackles and one pass defended
- Inactive in Weeks 1-4
- Made his NFL debut in Week 5 vs. Indianapolis (10/8)
- Recorded the first stats of his career: three solo tackles and one pass defended at Jacksonville (10/18)
- Placed on the Reserve/Injured List on Oct. 19 and missed the rest of the season

2014 (Houston 0/0):

- Spent entire season on the Reserve/Injured List

COLLEGE:

- Played four seasons (2010-13) at the University of Memphis (Tenn.)
- In 42 career games, totaled 176 total tackles, 2.5 tackles for loss, a half-sack, 13 passes defended, two fumble recoveries and three interceptions
- Started all 12 games as a senior in 2013, compiling 58 tackles and five pass break-ups
- Had a game- and season-high nine tackles against Temple as a senior
- Named All-Conference USA Honorable Mention in 2012
- Finished with 66 tackles, three interceptions, five pass breakups, a fumble recovery and one sack in 2012
- Posted a career-high 15 tackles at Arkansas State and had a pass breakup in 2012
- Played in 11 games as a sophomore in 2011
- Posted 35 total tackles, one pass breakup and 1.5 tackles for loss in 2011
- Recovered his first collegiate fumble in the end zone against Southern Miss in 2011
- Played in seven games with one start and logged 17 tackles in 2010

PERSONAL:

- Played for Coach Cedric Miller at Southwind High School in Memphis, Tenn.
- Graduated early from high school, finishing his studies as a junior
- Logged 45 tackles, six interceptions and 12 pass breakups in 2009
- Tallied 800 all-purpose yards as a junior
- Selected to the Tennessee Sports Writers Association (TSWA) All-State first team and All-Shelby Metro
- Invited to participate in the AutoZone Liberty Bowl All-Star Game
- Also ran track and played basketball
- Transferred to Southwind after two years at Hamilton High School in Memphis, Tenn.
- Son of Lonnie Ballentine and Sheila Smith
- Born April 23, 1993 in Memphis, Tenn.
- Is married, and he and his wife, Brittany, have two children
- His mother, Sheila, played college basketball at Murray State and later played professionally in France
- Majored in sports and leisure management

2016 STATISTICS

REGULAR SEASON				TACKLES					SACKS		INTERCEPTIONS					FUMBLES			
Date	Opp	GP	GS	Tot	Solo	Asst	QBH	TFL	Sk	Yds	Int	Yds	Lg	TD	PD	FF	FR	Yds	TD
9/11	CHI						RESERVE/PUP												
9/18	KC						RESERVE/PUP												
9/22	at NE						RESERVE/PUP												
10/2	TEN						RESERVE/PUP												
10/9	at MIN						RESERVE/PUP												
10/16	IND						RESERVE/PUP												
10/24	at DEN	1	0	0	0	0	0	0	0.0	0.0	0	0	0	0	0	0	0	0	0
10/30	DET	1	0	0	0	0	0	0	0.0	0.0	0	0	0	0	0	0	0	0	0
11/13	at JAX						INJURED RESERVE												
11/21	at OAK						INJURED RESERVE												
11/27	SD						INJURED RESERVE												
12/4	at GB						INJURED RESERVE												
12/11	at IND						INJURED RESERVE												
12/18	JAX						INJURED RESERVE												
12/24	CIN						INJURED RESERVE												
1/1/17	at TEN						INJURED RESERVE												
Totals		2	0	0	0	0	0	0	0.0	0.0	0	0	0	0	0	0	0	0	0
POSTSEASON				TACKLES					SACKS		INTERCEPTIONS					FUMBLES			
Date	Opp	GP	GS	Tot	Solo	Asst	QBH	TFL	Sk	Yds	Int	Yds	Lg	TD	PD	FF	FR	Yds	TD
1/7/17	OAK (WC)						INJURED RESERVE												
1/14/17	at NE (DIV)						INJURED RESERVE												
Totals		0	0	0	0	0	0	0	0.0	0.0	0	0	0	0	0	0	0	0	0

CAREER STATISTICS

REGULAR SEASON				TACKLES					SACKS		INTERCEPTIONS					FUMBLES			
Year	Team	GP	GS	Tot	Solo	Asst	QBH	TFL	Sk	Yds	Int	Yds	Lg	TD	PD	FF	FR	Yds	TD
2014	HOU						INJURED RESERVE												
2015	HOU	2	0	3	3	0	0	0	0.0	0.0	0	0	0	0	1	0	0	0	0
2016	HOU	2	0	0	0	0	0	0	0.0	0.0	0	0	0	0	0	0	0	0	0
Totals		4	0	3	3	0	0	0	0.0	0.0	0	0	0	0	1	0	0	0	0

VETERAN BIOS



ALFRED BLUE

RUNNING BACK | 6-2 | 225 | LSU

Hometown: Boutte, La. | 4th NFL Season | 4th with Texans | Age: 26
Acquired: D6b-'14 | 2016 GP/GS (Playoffs): 14/2 (2/0) | Career GP/GS (Playoffs): 46/14 (3/1)
Teams: Houston 2014-17

28

TRANSACTIONS:

Selected by the Houston Texans with the fifth pick in the sixth round (181st overall) of the 2014 NFL Draft.

CAREER:

- Became the first player in franchise history with a rushing, receiving and return touchdown in the same season in 2014
- Holds the franchise record for carries in a game (36) at Cleveland (11/16/14)
- Registered a 49-yard run in the second quarter of the 2015 Wild Card game vs. Kansas City (1/9/16), the longest run in Texans postseason history
- Set single-season career highs in 2015 in rushing yards (698) and carries (183), while tying his personal-best in rushing touchdowns (two)
- Has four career 100-yard rushing games
- Currently ranks fifth in Texans history with 1,646 career rushing yards

2016 (Houston 14/2, 2/0):

- Posted two special teams tackles and one carry for four yards in the season opener vs. Chicago (9/11)
- Rushed five times for 11 yards and made a special teams tackle vs. Kansas City (9/18)
- Carried twice for 12 yards and recorded a special teams tackle at New England (9/22) in Week 3
- Posted three carries for 19 yards, including a season-long 17-yard rush, and added a special teams tackle vs. Tennessee (10/2) in Week 4
- Rushed for a team-high 39 yards on six carries (6.5 avg.) at Minnesota (10/9) in Week 5
- Recorded single-game season highs with 11 carries for a team-leading 63 yards, averaging 5.7 yards per attempt, at Denver (10/24) in Week 7
- Inactive for Week 11 at Oakland (11/21) and Week 12 vs. San Diego (11/27) with an injury
- Averaged 7.6 yards per carry on five rushing attempts for a total of 38 yards, including a season-long run of 25 yards, and caught two passes for three yards at Green Bay (12/4) in Week 13
- Posted a season-high 16 rushing attempts for a total of 55 yards, his second-highest single-game total of the year, at Indianapolis (12/11) in Week 14
- Made his first start of the year in place on an injured RB Lamar Miller and set single-game season highs with 21 rushing attempts for 73 yards and a touchdown vs. Cincinnati (12/24) in Week 16
- Started and logged 11 rushes for 28 yards at Tennessee (1/1/17) in Week 17
- Rushed twice for four yards vs. Oakland (1/7/17) in the AFC Wild Card round

2015 (Houston 16/9, 1/1):

- Played in all 16 games (nine starts) for the second straight year and set single-season career highs in rushing yards (698), carries (183) and 100-yard rushing games (three), while tying his personal-best in rushing touchdowns (two)
- Started in the season-opener vs. Kansas City (9/13) and ran for a team-high 42 yards on nine carries
- Started at Carolina (9/20) and ran for six yards on five carries
- Recorded the second-most rushing attempts (31) and rushing yards (139) in a single game of his career vs. Tampa Bay (9/27). His 31 rushing attempts were the most in the NFL in any game in 2015. Posted the second 100-yard rushing game of his career and first since Nov. 16, 2014 at Cleveland. Scored his first rushing touchdown of the season and third of his career on a 20-yard run in the fourth quarter, marking the longest rushing touchdown of his career

2016 STATISTICS

REGULAR SEASON

Date	Opp	GP	GS	RUSHING					RECEIVING				
				Att	Yds	Avg	Lg	TD	Rec	Yds	Avg	Lg	TD
9/11	CHI	1	0	1	4	4.0	4	0	0	0	0.0	0	0
9/18	KC	1	0	5	11	2.2	4	0	0	0	0.0	0	0
9/22	at NE	1	0	2	12	6.0	8	0	0	0	0.0	0	0
10/2	TEN	1	0	3	19	6.3	17	0	1	4	4.0	4	0
10/9	at MIN	1	0	6	39	6.5	13	0	0	0	0.0	0	0
10/16	IND	1	0	2	13	6.5	14	0	0	0	0.0	0	0
10/24	at DEN	1	0	11	63	5.7	17	0	0	0	0.0	0	0
10/30	DET	1	0	9	41	4.6	19	0	0	0	0.0	0	0
11/13	at JAX	1	0	7	23	3.3	12	0	0	0	0.0	0	0
11/21	at OAK			INACTIVE									
11/27	SD			INACTIVE									
12/4	at GB	1	0	5	38	7.6	25	0	2	3	1.5	12	0
12/11	at IND	1	0	16	55	3.4	7	0	1	0	0.0	0	0
12/18	JAX	1	0	1	1	1.0	1	0	1	4	4.0	4	0
12/24	CIN	1	1	21	73	3.5	24t	1	4	17	4.3	5	0
1/1/17	at TEN	1	1	11	28	2.6	10	0	3	12	4.0	7	0
Totals		14	2	100	420	4.2	25	1	12	40	3.3	12	0

POSTSEASON

Date	Opp	GP	GS	Att	Yds	Avg	Lg	TD	Rec	Yds	Avg	Lg	TD
1/7/17	OAK (WC)	1	0	2	4	2.0	4	0	0	0	0.0	0	0
1/14/17	at NE (DIV)	1	0	1	2	2.0	2	0	0	0	0.0	0	0
Totals		2	0	3	6	2.0	4	0	0	0	0.0	0	0

ADDITIONAL STATISTICS

Special Teams Tackles: 6 | Fumbles/Lost: 2/1

Postseason Kick Returns (1): Returned one kickoff for 15 yards vs. Oakland (1/7/17)

CAREER STATISTICS

REGULAR SEASON

Year	Team	GP	GS	RUSHING					RECEIVING				
				Att	Yds	Avg	Lg	TD	Rec	Yds	Avg	Lg	TD
2014	HOU	16	3	169	528	3.1	46	2	15	113	7.5	22	1
2015	HOU	16	9	183	698	3.8	41	2	15	109	7.3	21t	1
2016	HOU	14	2	100	420	4.2	25	1	12	40	3.3	12	0
Totals		46	14	452	1,646	3.6	46	5	42	262	6.2	22	2

POSTSEASON

Year	Team	GP	GS	Att	Yds	Avg	Lg	TD	Rec	Yds	Avg	Lg	TD
2015	HOU	1	1	17	99	5.8	49	0	0	0	0.0	0	0
2016	HOU	2	0	3	6	2.0	4	0	0	0	0.0	0	0
Totals		3	1	20	105	5.3	49	0	0	0	0.0	0	0

ADDITIONAL REGULAR SEASON STATISTICS

Blocked Punts (1): vs. WAS, 9/7/14 (Returned five yards for touchdown)

Forced Fumbles (1): at TEN, 12/27/16 | Fumble Recoveries (2): at DAL, 10/5/14; at CLE, 11/16/14

Special Teams Tackles (14): 2014 - 4; 2015 - 4; 2016 - 6

ADDITIONAL POSTSEASON STATISTICS

Special Teams Tackles (1): 2015 - 1 | Kick Returns (1): 2016 - 1

CAREER GAME HIGHS

Rush Attempts: 36 at CLE, 11/16/14 | Rushing Yards: 156 at CLE, 11/16/14 | Rushing Long: 46 at NYG, 9/21/14
Touchdowns: 1, 4x - last: vs. NO, 11/29/15 | Receptions: 6 vs. JAX, 12/28/14 | Receiving Yards: 37 vs. JAX, 12/28/14

- Ran for 22 yards on six carries and had one reception for 11 yards vs. Indianapolis (10/8)
- Finished second on the team with five receptions for 33 yards. Also tallied 39 rushing yards on 14 carries vs. Tennessee (11/1). Reached 800 rushing yards for his career (801)
- Rushed 21 times for 58 yards and caught three passes for 34 yards and a touchdown vs. N.Y. Jets (11/22). Caught a 21-yard touchdown pass from WR Cecil Shorts III in the third quarter, which was the second touchdown reception of his career and first since Oct. 20, 2014 at Pittsburgh

ALFRED BLUE

- Rushed 16 times for 77 yards (4.8 avg.) and a touchdown vs. New Orleans (11/29). Scored on an 8-yard run to open the second half, marking his second rushing touchdown of the season and fourth of his career. Scored a touchdown in his second consecutive game after posting a receiving touchdown in Week 11 against the N.Y. Jets (11/22)
- Led the team with 107 rushing yards on 20 carries (5.4 avg.) at Indianapolis (12/20), marking his second 100-yard rushing game of the season. With his third career 100-yard rushing game, passed Ron Dayne (two) for sole possession of the fifth-most career 100-yard rushing games in team history. Also recorded a season-long 41-yard run in the second quarter
- Led the team with 45 rushing yards on 15 carries and caught one pass for five yards at Tennessee (12/27). Forced a fumble on a punt return by Titans WR Harry Douglas in the first quarter (12/27). LS Jon Weeks recovered the ball at Tennessee's 11-yard line, which led to a field goal by K Nick Novak on the following offensive possession. Also led the team with two special teams tackles
- Led the team with 102 rushing yards on 21 carries (4.9 avg.) vs. Jacksonville (1/3/16), as he posted his third 100-yard rushing game of the season and fourth of his career
- Led the team with 99 rushing yards on 17 attempts in Wild Card Game vs. Kansas City (1/9/16), averaging 5.8 yards per carry. His yardage total ranks as the fourth-highest mark in Texans postseason history. Registered a 49-yard run in the second quarter, the longest run in Texans postseason history

2014 (Houston 16/3):

- Played in all 16 games (three starts) and finished the season with 528 yards, which was the fourth-highest total for a rookie rusher in franchise history
- Set the franchise record for carries in a game with 36 and tied a rookie rushing record with 156 yards at Cleveland (11/16)
- Blocked a punt and returned it five yards for his first career touchdown vs. Washington (9/7) in Week 1
- Rushed for 40 yards on 11 carries in Week 2 at Oakland (9/14)
- Earned his first career start and carried the ball 13 times for 78 yards (6.0 avg.) with a long of 46 yards at the N.Y. Giants (9/21) in Week 3
- Recovered a fumble, had a tackle on special teams and ran four times for 14 yards at Dallas (10/5) in Week 5
- Hauled in his first career touchdown reception (11 yards), rushed for 14 yards, gained seven yards on a fake punt, downed a punt on the 1-yard line in the third quarter and registered a special teams tackle at Pittsburgh (10/20) in Week 7
- Carried the ball 14 times for 42 yards (3.0 avg.) and made a season-long 22-yard reception at Tennessee (10/26) in Week 8
- Started and set a franchise record with 36 carries and tied a franchise rookie record with 156 yards rushing at Cleveland (11/16) in Week 11
- Rushed for 46 yards on 16 carries and had three receptions for 20 yards vs. Cincinnati (11/23) in Week 12. Also had a special teams tackle
- Scored his first career rushing touchdown on a 1-yard run in the third quarter at Jacksonville (12/7) in Week 14. Became the first player in franchise history with a rushing, receiving and return touchdown in the same season
- Carried the ball eight times for 26 yards and had a special teams tackle at Indianapolis (12/14) in Week 15
- Scored on a 1-yard run in the second quarter vs. Jacksonville (12/28) in Week 17. Carried the ball 17 times for 39 yards and set career highs with six receptions for 37 yards

COLLEGE:

- Played four seasons (2010-13) at Louisiana State University in Baton Rouge, La.
- Saw action in 40 games and made seven starts
- Rushed for 1,253 yards and 11 touchdowns and caught 16 passes for 107 yards
- Had three 100-yard rushing games

PERSONAL:

- Attended Hahnville High School in Boutte, La.
- Rushed for 1,695 yards and 25 touchdowns as a senior in 2009
- Added 13 receptions for nearly 200 yards and three scores
- A member of the SuperPrep Southwest Team and Baton Rouge Advocate Super Dozen
- Earned Class 5A first-team all-state honors in 2009
- Named the District 6-5A 2009 Offensive MVP
- Notched 10 touchdowns and 600 yards rushing in his junior season
- Full name is Alfred Calvin Blue III
- Majored in sports administration



DUANE BROWN

TACKLE | 6-4 | 305 | VIRGINIA TECH

Hometown: Richmond, Va. | 10th NFL Season | 10th with Texans | Age: 31
Acquired: D1-'08 | 2016 GP/GS (Playoffs): 12/12 (2/2) | Career GP/GS (Playoffs): 132/132 (6/6)
Teams: Houston 2008-17

76

TRANSACTIONS:

Selected by the Houston Texans with the 26th pick in the first round (26th overall) of the 2008 NFL Draft...Re-signed with the Texans on Aug. 16, 2012.

HONORS:

- Associated Press First Team All-Pro (2012)
- Associated Press Second Team All-Pro (2011)
- Three-time Pro Bowler (2012-14)
- USA Today All-Joe Team (2011)
- Madden Most Valuable Protectors Award (Week 7, 2011; Week 4, 2012; Week 13, 2012)
- Houston Texans Ed Block Courage Award (2016)

CAREER:

- Ranks second on the franchise's all-time games played and games started lists
- Has been called for holding just seven times in 132 games
- Was the second rookie in Texans history to start all 16 games on the offensive line
- Garnered All-Pro honors in 2011 and 2012 and Pro Bowl honors following the 2012 and 2013 seasons
- Has blocked for six 1,000-yard rushers and was a part of a top-10 offense in four of his first five years in the League

2016 (Houston 12/12, 2/2):

- Spent the entire preseason on the Active/Physically Unable to Perform List
- Moved from the Active/Physically Unable to Perform List to the active roster on Sept. 3
- Inactive for Weeks 1-4
- Was active for the first time and started at left tackle at Minnesota (10/9) in Week 5
- Started at left tackle and played every snap in Weeks 6-16
- Opened the game at left tackle and split time with T Kendall Lamm and T Chirs Clark at Tennessee (11/17) in Week 17
- Helped RB Lamar Miller rush for 107 yards and a touchdown at Indianapolis (12/11) in Week 14
- Held down the left tackle post vs. Oakland (1/7/17) in the AFC Wild Card round and at New England (1/14/17) in the AFC Divisional round

2015 (Houston 14/14, 0/0):

- Started all 14 games he played in at left tackle
- Started at left tackle in Week 1 vs. Kansas City (9/13)
- Inactive Weeks 2-3
- Started at left tackle in Weeks 4-17
- Passed Chester Pitts (114) for the second-most career games started in team history
- Passed Chester Pitts (114) for the third-most career games played in team history
- Placed on the Reserve/Injured List on Jan. 5, 2016 and missed the AFC Wild Card Game vs. Kansas City (1/9/16)

2014 (Houston 16/16):

- Started all 16 games at left tackle for the fourth time in his career
- Selected to his third consecutive Pro Bowl
- Passed Bryan Pittman for seventh on the franchise's all-time games played list with 96 when he started at left tackle vs. Indianapolis (10/9) in Week 6
- Started and played in his 101st career game to pass Owen Daniels (100 from 2006-13) for sixth on the franchise's games played list vs. Cincinnati (11/23) in Week 12

2013 (Houston 14/14):

- Started 14 games at left tackle and was elected to his second consecutive Pro Bowl
- Helped block for an offense that totaled 449 yards at San Diego (9/9) in Week 1
- Helped pave the way for 172 yards on the ground vs. Tennessee (9/15) in Week 2
- Was inactive due to a toe injury in Weeks 3 (at Baltimore) and 4 (vs. Seattle)
- Blocked for an offense that produced a season-high 483 yards vs. Indianapolis (11/3)
- Moved into 11th place on the franchise's all-time games played list at 85 games vs. Jacksonville (11/24) in Week 12
- Helped pave the way for a ground game that produced a franchise-record four rushing touchdowns vs. New England (12/1) in Week 13

2012 (Houston 16/16, 2/2):

- Part of an offense that ranked seventh in the NFL and started all 16 games for the fourth time in his career, earning Associated Press All-Pro First Team honors as well as being selected as a starter for the AFC in the Pro Bowl

CAREER STATISTICS

REGULAR SEASON GAMES PLAYED/STARTED (PLAYOFFS):

2008 Houston: 16/16 (0/0)
2009 Houston: 16/16 (0/0)
2010 Houston: 12/12 (0/0)
2011 Houston: 16/16 (2/2)
2012 Houston: 16/16 (2/2)
2013 Houston: 14/14 (0/0)
2014 Houston: 16/16 (0/0)
2015 Houston: 14/14 (0/0)
2016 Houston: 12/12 (2/2)
TOTAL: 132/132 (6/6)

- Part of an offensive line that cleared the way for Texans running backs to rush for 216 yards and three touchdowns while not allowing QB Matt Schaub to be sacked at JAC (9/17)
- Helped provide protection for Schaub, enabling him to tie a career-high with four touchdown passes at Denver (9/23)
- Helped Arian Foster rush for 152 yards and a touchdown at the N.Y. Jets (10/8)
- Part of an offense that set a franchise record by scoring 43 points vs. Baltimore (10/21)
- Helped Foster go over 100 yards for the fourth time this season as he gained 111 yards on 24 carries and scored a touchdown vs. Buffalo (11/4)
- Part of an offense that set a franchise record with 653 yards of offense and tied the franchise scoring record with 43 points vs. Jacksonville (11/18) and put up another 501 yards at Detroit (11/22)
- Paved the way for Foster to rush for 140 yards while not allowing Schaub to be sacked in the AFC Wild Card Playoff vs. Cincinnati (1/5/13)

2011 (Houston 16/16, 2/2):

- Second-Team AP All-Pro choice after blocking for 1,200-yard and 900-yard rushers and allowing 2.0 sacks (according to StatsPass, Inc.)
- Paved the way for RB Ben Tate to rush for 116 yards vs. Indianapolis (9/11) and 103 yards at Miami (9/18)
- Provided pocket protection enabling Schaub to throw for 373 yards and three touchdowns at New Orleans (9/25)
- Helped control the line of scrimmage, clearing the way for Foster to rush for 155 yards and a touchdown vs. Pittsburgh (10/2)
- Part of an offense that put up 518 total yards, the fourth-highest in team history, which included two 100-yard rushers and a 100-yard receiver at Tennessee (10/23)
- Enabled the Texans to rush for a franchise-record 261 yards, including two 100-yard rushers for the second time that season, vs. Cleveland (11/6)
- Paved the way for Foster to become the first player to rush for over 100 yards on the Falcons defense in the 2011 season when he went for 111 yards on 31 carries vs. Atlanta (12/4)
- Helped Foster go over 100 yards for the sixth time that season and over 1,000 yards rushing for the second consecutive season vs. Carolina (12/18)
- Started at left tackle in his postseason debut and opened holes for Foster to rush for 153 yards in AFC Wild Card Playoff vs. Cincinnati (1/7/12)
- Paved the way for Foster to rush for 132 yards, the most Baltimore's defense has ever given up in a postseason game, in AFC Divisional Playoff at Baltimore (1/15/12)

2010 (Houston 12/12):

- Started 12 games at left tackle, clearing holes to help Foster rush for a franchise-record 1,616 yards and win the 2010 NFL rushing title
- Helped pave the way for Foster's franchise-record 231 yards rushing vs. Indianapolis (9/12)
- Provided pocket protection for Schaub, enabling him to throw for a then-franchise-record 497 yards and three touchdowns at Washington (9/19)
- Opened holes for Foster to rush for 143 yards vs. Tennessee (11/28)
- Paved the way for Foster to rush for 180 yards vs. Jacksonville (1/2/11) and wrap up the rushing title

2009 (Houston 16/16):

- Started at right guard and helped Schaub set a career-high with four touchdown passes at Tennessee (9/20)
- Helped Schaub pass for his second consecutive 300-yard game vs. Jacksonville (9/27)

DUANE BROWN

2008 (Houston 16/16):

- Started all 16 games and helped clear the way for RB Steve Slaton to lead all rookie rushers with 1,282 yards
- Helped Slaton run for his first 100-yard game when he started at right guard at Jacksonville (9/28)
- Helped Schaub throw three touchdown passes at Jacksonville and again vs. Cincinnati (10/26)
- Helped Slaton set a Texans rookie record with 156 rushing yards at Indianapolis (11/16)
- Blocked for Schaub to throw for 414 yards and two touchdowns at Green Bay (12/7)
- Started at right guard vs. Tennessee (12/14) in which he was part of the offensive line that helped Slaton run for his third consecutive 100-yard game

COLLEGE:

- Played four seasons (2004-07) at Virginia Tech in Blacksburg, Va. after redshirting the 2003 campaign
- Registered 71 knockdown blocks in his three seasons as an offensive tackle
- Earned second-team All-Atlantic Coast Conference recognition for the second straight season and was a two-time state Offensive Lineman/End of the Year pick by the Richmond Touchdown Club
- Recorded six tackles and blocked three kicks on special teams as a senior and also caught three passes for 64 yards (21.3 average) and one touchdown, adding three yards on a rushing attempt
- Apparel, housing and resource management major, with a minor in consumer studies
- Won an ACC Championship in 2007

PERSONAL:

- Attended Hermitage High School in Richmond, Va., where he lettered twice as a tight end and defensive end
- Played in the Panthers' first three games his senior year before suffering a broken leg, but returned for the Central Region semifinal game, catching seven passes for just under 100 yards in his limited playing time, and also recorded 15 tackles along with a pair of sacks to earn second-team All-District honors
- Lettered in basketball and track



CHRIS CLARK

TACKLE | 6-5 | 305 | SOUTHERN MISSISSIPPI

Hometown: New Orleans, La. | 8th NFL Season | 3rd with Texans | Age: 31
 Acquired: T-'15 (DEN) | 2016 GP/GS (Playoffs): 16/14 (2/2) | Career GP/GS (Playoffs): 96/45 (10/7)
 Teams: Denver 2010-14; Houston 2015-17

74

TRANSACTIONS:

Signed by the Tampa Bay Buccaneers as a college free agent on May 2, 2008...Waived by the Buccaneers on Aug. 30, 2008...Signed to the Minnesota Vikings practice squad on Sept. 10, 2008...Signed by the Vikings on January 7, 2009...Waived by the Vikings on Sept. 5, 2009...Signed to the Vikings practice squad on Sept. 6, 2009...Signed by the Vikings on January 27, 2010...Waived by the Vikings on Sept. 4, 2010...Claimed off waivers by the Denver Broncos on Sept. 5, 2010...Re-signed by the Broncos on April 2, 2012...Re-signed by the Broncos on April 10, 2013...Signed a two-year contract extension with the Broncos on Sept. 16, 2013...Traded to the Houston Texans on August 31, 2015...Re-signed with the Texans on March 10, 2016.

CAREER:

- A seventh-year offensive tackle who has appeared in 96 games (45 starts) with Houston (2015-16) and Denver (2010-14) after two years competing on Minnesota's practice squad
- Started 14 regular season games and three playoff contests at left tackle in place of injured All-Pro Ryan Clady in 2013 as part of an offensive line that allowed the fewest sacks (20) in the NFL
- Spent the 2008 and 2009 seasons on the Vikings practice squad after competing in Tampa Bay's training camp as a rookie in 2008
- Started every game at left tackle during his final three seasons at the University of Southern Mississippi, earning All-Conference USA recognition following his senior year
- Played in the New Orleans High School All-Star Game and was named an All-District offensive guard as a senior at McDonogh 35 High School in New Orleans
- Claimed off waivers by the Broncos from Minnesota on Sept. 5, 2010
- Entered the NFL with Tampa Bay as a college free agent in 2008

2016 (Houston 16/14, 2/2):

- Started the season opener at left tackle in place of T Duane Brown and helped pave the way for RB Lamar Miller's 106-yard rushing performance vs. Chicago (9/11)
- Started at left tackle vs. Kansas City (9/18) in Week 2, at New England (9/22) in Week 3 and vs. Tennessee (10/2) in Week 4
- Came off the bench for the first time and saw time at both tackle spots at Minnesota (10/9)
- Started at right tackle in place of T Derek Newton and helped pave the way for RB Lamar Miller's 149-yard rushing performance vs. Indianapolis (10/16) in Week 6
- Took over at right tackle when T Derek Newton departed with an injury in the second quarter at Denver (10/24) in Week 7
- Started at right tackle in Weeks 8-17 and both postseason contests
- Helped RB Lamar Miller rush for 107 yards and a touchdown at Indianapolis (12/11) in Week 14

2015 (Houston 11/4, 1/1):

- Played in 11 games (four starts) after being acquired by the Texans in a trade with the Denver Broncos on Aug. 31
- Started at left tackle in Weeks 2-3
- Recorded two fumble recoveries in Weeks 3 and 7
- Started at right tackle in Weeks 6-7
- Started at left tackle in the AFC Wild Card Game vs. Kansas City (1/9/16)

2014 (Denver 13/7, 1/1):

- Played 13 regular season games (seven starts) on offense, opening five games at right tackle and another two contests as a blocking tight end
- Started at right tackle and lined up on all 346 offensive snaps during the first five games of the season
- Started as an extra tight end in Denver's AFC Divisional Playoff Game vs. Indianapolis (1/11/15)

2013 (Denver 16/14, 3/3):

- Appeared in all 16 regular season games for the third consecutive season and set a career high with 14 starts at left tackle in place of injured All-Pro Ryan Clady
- Started all three postseason contests
- Was part of an offensive line unit that allowed the fewest sacks (20) in the NFL, as well as the most games allowing zero sacks (6)
- Opened his first career game at left tackle in Denver's Week 3 win vs. Oakland (9/23)
- Part of an offensive line group that was named a collective Offensive Player of the Week by Sports Illustrated's Peter King for its performance in which it allowed zero sacks and zero quarterback hits against the NFL's top-ranked sack defense vs. Kansas City (11/17)

CAREER STATISTICS

REGULAR SEASON GAMES PLAYED/STARTED (PLAYOFFS):

2008 Minnesota: 0/0 (0/0)
 2009 Minnesota: 0/0 (0/0)
 2010 Denver: 8/0 (0/0)
 2011 Denver: 16/6 (2/0)
 2012 Denver: 16/0 (1/0)
 2013 Denver: 16/14 (3/3)
 2014 Denver: 13/7 (1/1)
 2015 Houston: 11/4 (1/1)
 2016 Houston: 16/14 (2/2)
TOTAL: 96/45 (10/7)

2012 (Denver 16/0, 1/0):

- Appeared in all 16 regular season games for the second consecutive season, seeing action in 63 snaps on offense and 88 plays on special teams

2011 (Denver 16/6, 2/0):

- Played all 16 regular-season games (six starts) and both playoff contests for Denver, seeing time on special teams and as an extra blocking tight end on offense

2010 (Denver 8/0):

- Played in Denver's final eight games after being assigned to the Broncos off waivers from Minnesota on Sept. 5
- Played primarily on special teams and on Denver's goal-line and short-yardage packages
- Made his NFL debut vs. Kansas City (11/14), lining up as an eligible tackle on quarterback Tim Tebow's 1-yard touchdown run in the second quarter

2009 (Minnesota 0/0):

- Spent the 2009 season on Minnesota's practice squad

2008 (Minnesota 0/0):

- Entered the NFL as a college free agent with Tampa Bay on May 2, competed with the Buccaneers during training camp before being waived and spending his rookie season on Minnesota's practice squad

COLLEGE:

- Played 48 games (39 starts) over four years (2005-08) at the University of Southern Mississippi in Hattiesburg, Miss., opening every contest during his final three seasons at left tackle (30 starts) and left guard (nine starts)
- Earned All-Conference USA honors following his junior and senior seasons as the Golden Eagles posted more than 2,000 rushing yards in both campaigns
- Named to the Conference USA All-Freshman Team in 2004

PERSONAL:

- Received all-district distinction at offensive guard and played in the 2002 New Orleans High School All-Star Game following his senior season at McDonogh 35 High School in New Orleans
- Won district and regional titles in shot put and discus as a prep senior



JADEVEON CLOWNEY

(juh-DEV-ee-on)

DEFENSIVE END | 6-5 | 270 | SOUTH CAROLINA

Hometown: Rock Hill, S.C. | 4th NFL Season | 4th with Texans | Age: 24
Acquired: D1-'14 | 2016 GP/GS (Playoffs): 14/14 (2/2) | Career GP/GS (Playoffs): 31/25 (2/2)
Teams: Houston 2014-17

90

TRANSACTIONS:

Selected by the Houston Texans with the first overall pick in the 2014 NFL Draft.

HONORS:

- Pro Bowl selection (2016)
- Associated Press Second-Team All-Pro (2016)
- PFWA All-NFL Team (2016)
- PFWA All-AFC Team (2016)

2016 (Houston 14/14, 2/2):

- Named to his first Pro Bowl and recognized as an Associated Press Second-Team All-Pro
- Also earned PFWA All-NFL and PFWA All-AFC honors
- One of two players in the NFL with at least 50 tackles, 6.0 sacks, 16 tackles for loss and two passes defended (Saints DE Cameron Jordan)
- Finished tied for sixth in the NFL with 16 tackles for loss
- Made his first career start at defensive end and totaled four tackles (three solo), including 1.0 sack, a career-high three quarterback hits and two tackles for loss, which tied a single-game career-high, vs. Chicago (9/11)
- Recorded three solo tackles, two quarterback hits, one tackle for loss and one pass defended vs. Kansas City (9/18)
- Finished with two solo tackles, including 1.0 sack, and two quarterback hits on Titans QB Marcus Mariota vs. Tennessee (10/2)
- Tied a single-game career high with eight tackles (seven solo) and doubled his previous career high with four tackles for loss at Minnesota (10/9) in Week 5
- Made four tackles (three solo) and added two quarterback hits vs. Indianapolis (10/16)
- Logged four tackles (three solo) and one quarterback hit, giving him a career-high nine on the season, at Denver (10/24)
- Sacked Lions QB Matthew Stafford for a 9-yard loss in the second quarter and recorded his ninth tackle for loss of the year, which set a single-season career-high, vs. Detroit (10/30)
- Tallied four solo tackles and a tackle for loss at Jacksonville (11/13) in Week 10
- Finished second on the team with five tackles (all solo), including two for loss, at Oakland (11/21) in Week 11
- With two tackles vs. San Diego (11/27) in Week 12, set a single-season career-high with his 41st total tackle of the year, surpassing his previous best of 40 in 2015
- Inactive for Week 13 at Green Bay (12/4) with an injury
- Finished with three tackles, a strip-sack of Colts QB Andrew Luck and a season-high-tying three quarterback hits at Indianapolis (12/11) in Week 14
- Set a single-season career high with his fifth sack of the year when he brought down Jaguars QB Blake Bortles for an 8-yard loss and finished with five total tackles and three tackles for loss vs. Jacksonville (12/18) in Week 15
- Recorded a sack in three straight games for the first time in his career when he brought down Bengals QB Andy Dalton vs. Cincinnati (12/24) in Week 16
- Inactive for Week 17 at Tennessee (1/1/17) with an injury
- In his first career postseason game, became the second defensive lineman in Texans history (DE J.J. Watt) with a postseason interception and finished with one tackle and two passes defended vs. Oakland (1/7/17) in the AFC Wild Card round
- Tallied two solo tackles, two quarterback hits and one tackle for loss at New England (1/14/17) in the AFC Divisional round

2016 STATISTICS

REGULAR SEASON				TACKLES					SACKS		INTERCEPTIONS					FUMBLES			
Date	Opp	GP	GS	Tot	Solo	Asst	QBH	TFL	Sk	Yds	Int	Yds	Lg	TD	PD	FF	FR	Yds	TD
9/11	CHI	1	1	4	3	1	3	2	1.0	1.0	0	0	0	0	0	0	0	0	0
9/18	KC	1	1	3	3	0	2	1	0.0	0.0	0	0	0	0	1	0	0	0	0
9/22	at NE	1	1	2	1	1	0	0	0.0	0.0	0	0	0	0	0	0	0	0	0
10/2	TEN	1	1	2	2	0	2	1	1.0	6.0	0	0	0	0	0	0	0	0	0
10/9	at MIN	1	1	8	7	1	0	4	0.0	0.0	0	0	0	0	0	0	0	0	0
10/16	IND	1	1	4	3	1	2	0	0.0	0.0	0	0	0	0	0	0	0	0	0
10/24	at DEN	1	1	4	3	1	1	0	0.0	0.0	0	0	0	0	0	0	0	0	0
10/30	DET	1	1	3	2	1	1	1	1.0	9.0	0	0	0	0	0	0	0	0	0
11/13	at JAX	1	1	4	4	0	0	1	0.0	0.0	0	0	0	0	0	0	0	0	0
11/21	at OAK	1	1	5	5	0	0	2	0.0	0.0	0	0	0	0	0	0	0	0	0
11/27	SD	1	1	2	1	1	0	0	0.0	0.0	0	0	0	0	0	0	0	0	0
12/4	at GB			INACTIVE															
12/11	at IND	1	1	3	1	2	3	0	1.0	11.0	0	0	0	0	0	1	0	0	0
12/18	JAX	1	1	5	4	1	2	3	1.0	8.0	0	0	0	0	1	0	0	0	0
12/24	CIN	1	1	3	1	2	1	1	1.0	10.0	0	0	0	0	0	0	0	0	0
1/1/17	at TEN			INACTIVE															
Totals		14	14	52	40	12	17	16	6.0	45.0	0	0	0	0	2	1	0	0	0

CAREER STATISTICS

REGULAR SEASON				TACKLES					SACKS		INTERCEPTIONS					FUMBLES			
Year	Team	GP	GS	Tot	Solo	Asst	QBH	TFL	Sk	Yds	Int	Yds	Lg	TD	PD	FF	FR	Yds	TD
2014	HOU	4	2	7	5	2	0	3	0.0	0.0	0	0	0	0	0	0	0	0	0
2015	HOU	13	9	40	27	13	8	8	4.5	43.5	0	0	0	0	6	1	0	0	0
2016	HOU	14	14	52	40	12	17	16	6.0	45.0	0	0	0	0	2	1	0	0	0
Totals		31	25	99	72	27	25	27	10.5	88.5	0	0	0	0	8	2	0	0	0

POSTSEASON

Year	Team	GP	GS	Tot	Solo	Asst	QBH	TFL	Sk	Yds	Int	Yds	Lg	TD	PD	FF	FR	Yds	TD
2016	HOU	2	2	3	3	0	2	1	0.0	0.0	1	3	3	0	2	0	0	0	0
Totals		2	2	3	3	0	2	1	0.0	0.0	1	3	3	0	2	0	0	0	0

CAREER GAME HIGHS

Tackles: 8, 2x – last: at MIN, 10/9/16 | **QBH:** 3, 2x – last: at IND, 12/11/16 | **TFL:** 4 at MIN, 10/9/16

Sacks: 2.0 vs. NE, 12/13/15 | **PD:** 2 at CAR, 9/20/15 | **FF:** 1, 2x – last: at IND, 12/11/16

2015 (Houston 13/9, 0/0):

- Recorded four tackles (three solo), one forced fumble, and 1.0 tackles for loss vs. Kansas City (9/13)
- Totaled two solo tackles and the first two passes defended of his career at Carolina (9/20)
- Made two tackles (one solo) and had one quarterback hit vs. Tampa Bay (9/27)
- Recorded two tackles (one solo) and one pass defended at Atlanta (10/4)
- Had two solo tackles, one tackle for loss, and one quarterback hit vs. Indianapolis (10/8)
- Inactive in Week 6 at Jacksonville (10/18)
- Recorded the first sack of his career in the second quarter at Miami (10/25) when he brought down Dolphins QB Ryan Tannehill for a 13-yard loss
- Led the team with a career-high eight tackles (seven solo), including two tackles for loss and a sack at Miami (10/25)
- Inactive in Week 10 at Cincinnati (11/1)
- Split a sack with OLB John Simon in the fourth quarter vs. N.Y. Jets (11/22)
- Brought down Bills QB Tyrod Taylor for a sack in the fourth quarter (12/6), bringing his total to 2.5 for the season
- Finished with three solo tackles, including two for loss and 1.0 sack at Buffalo (12/6)
- His two tackles for loss tied a single-game career-high (12/6)
- Totaled a single-game career-high 2.0 sacks to go along with seven tackles (four solo) vs. New England (12/13)

JADEVEON CLOWNEY

- Recorded a sack in his second straight game when he brought down Patriots QB Tom Brady for a 10-yard loss in the third quarter vs. New England (12/13)
- Sacked Brady for another 10-yard loss in the fourth quarter vs. New England (12/13), increasing his sack total on the year to 4.5
- His tackle total was the second-highest single-game total of his career
- Notched four tackles (one solo), one quarterback hit and one pass defended at Indianapolis (12/20)
- Selected by teammates as the 2015 Ed Block Courage Award winner
- Inactive in Week 17 vs. Jacksonville (1/3/16) and in Wild Card Game vs. Kansas City (1/9/16)

2014 (Houston 4/2):

- Recorded a tackle for loss in his first career start vs. Washington (9/7)
- Inactive in Weeks 2-7
- Played at Tennessee (10/26) in Week 8 and made one tackle
- Inactive in Week 9
- Made a pair of tackles and had a tackle for loss at Cleveland (11/16) in Week 11
- Had a career-high three tackles and a tackle for loss vs. Cincinnati (11/23) in Week 12
- Inactive in Weeks 13-14

COLLEGE:

- Played three seasons (2011-13) at the University of South Carolina in Columbia, S.C.
- Started 23-of-36 games for the Gamecocks, recording 130 tackles (85 solos) that included 24.0 sacks for minus-148 yards, 47.0 tackles for loss (minus-221 yards) and 20 quarterback pressures
- Recovered one fumble, forced nine others and deflected seven passes
- Finished second in school annals with 47.0 tackles for loss
- Third on the school's all-time list with 24.0 sacks
- Holds school record with nine forced fumbles
- Two-time All-American (2012, 2013)
- Two-time All-SEC (2012, 2013)
- SEC Freshman of the Year
- Became the third Gamecock to earn first-team All-American honors in two seasons

PERSONAL:

- Attended South Pointe High School in Rock Hill, S.C.
- Started for the Stallions as a freshman at running back and defensive end
- Tallied 162 tackles, 29.5 sacks, 29 tackles for loss, 11 forced fumbles and six fumble recoveries, and scored five touchdowns on defense
- Led his team a 15-0 record and state championship and finished with 17 sacks
- Finished his sophomore season with 144 tackles and 23 sacks
- Named South Carolina's 2010 Mr. Football
- Played in the Shrine Bowl of the Carolinas
- Notched seven tackles and 1.5 sacks in the Under Armour All-America Game
- Named the consensus best player in the nation and named USA Today's National Defensive Player of the Year
- Lettered for the school's basketball team
- Majored in African-American studies



CHRISTIAN COVINGTON

DEFENSIVE END | 6-2 | 290 | RICE

Hometown: Vancouver, B.C., Canada | 3rd NFL Season | 3rd with Texans | Age: 23
 Acquired: D6b-'15 | 2016 GP/GS (Playoffs): 16/5 (2/0) | Career GP/GS (Playoffs): 31/5 (3/0)
 Teams: Houston 2015-17

95

TRANSACTIONS:

Selected by the Houston Texans with the 40th pick in the sixth round (216th overall) of the 2015 NFL Draft.

2016 (Houston 16/5, 2/0):

- Recorded an assist as a reserve defensive end in the season opener vs. Chicago (9/11)
- Tied a single-game career high with two tackles at New England (9/22) in Week 3
- Made his first career start and tallied one solo tackle vs. Tennessee (10/2) in Week 4
- Started at left defensive end and finished with a career-high five tackles (three solo) and his first tackle for loss of the season at Minnesota (10/9) in Week 5
- Made one solo tackle vs. Indianapolis (10/16) in Week 6 and at Denver (10/24) in Week 7
- Saw action as a reserve defensive end vs. Detroit (10/30) in Week 8
- Logged three solo tackles at Jacksonville (11/13) in Week 10
- Made one solo tackle at Oakland (11/21) in Week 11
- Notched one tackle vs. San Diego (11/27) in Week 12
- Started at defensive end and made one solo tackle and logged his first quarterback hit of the season at Green Bay (12/4) in Week 13
- Registered two tackles (one solo) and a quarterback hit at Indianapolis (12/11)
- Tied for second on the team with five tackles (four solo), while adding his first sack of the season and his first career pass defended at Tennessee (1/1/17) in Week 17
- Made one solo tackle vs. Oakland (1/7/17) in the AFC Wild Card round
- Recorded the first two postseason quarterback hits of his career and assisted on a tackle at New England (1/14/17) in the AFC Divisional round

2015 (Houston 15/0, 1/0):

- Made his NFL debut Week 1 vs. Kansas City (9/13) and played Week 2 at Carolina (9/20)
- Recorded his first career NFL tackle vs. Tampa Bay (9/27)
- Made a tackle for loss vs. Indianapolis (10/8)
- Tallied his first career quarterback hit at Jacksonville (10/18)
- Registered his first career sack when he brought down Bengals QB Andy Dalton for a 6-yard loss in the third quarter at Cincinnati (11/16)
- Inactive in Week 15 at Indianapolis (12/20)

COLLEGE:

- Played three seasons (2012-14) at Rice University in Houston after redshirting the 2011 campaign
- Chose to enter NFL Draft after an injury-shortened 2014 campaign
- First Rice interior defensive lineman drafted since Cornelius Walker in 1976 (Kansas City, 3rd round, 59th overall selection)
- Saw his 2014 season come to an end after an injury at FIU resulted in knee surgery
- First-team All-C-USA pick by league coaches as well as Dave Campbell's Texas Football's All-Texas College second team in 2013
- Led team with career-high 11.5 tackles for loss among his 59 stops, including four sacks in 2013
- Named to USA Today's All-Bowl team for his efforts vs. Air Force in the Armed Forces Bowl in 2012

2016 STATISTICS

REGULAR SEASON				TACKLES					SACKS		INTERCEPTIONS					FUMBLES			
Date	Opp	GP	GS	Tot	Solo	Asst	QBH	TFL	Sk	Yds	Int	Yds	Lg	TD	PD	FF	FR	Yds	TD
9/11	CHI	1	0	1	0	1	0	0	0.0	0.0	0	0	0	0	0	0	0	0	0
9/18	KC	1	0	0	0	0	0	0	0.0	0.0	0	0	0	0	0	0	0	0	0
9/22	at NE	1	0	2	0	2	0	0	0.0	0.0	0	0	0	0	0	0	0	0	0
10/2	TEN	1	1	1	1	0	0	0	0.0	0.0	0	0	0	0	0	0	0	0	0
10/9	at MIN	1	1	5	3	2	0	1	0.0	0.0	0	0	0	0	0	0	0	0	0
10/16	IND	1	1	1	1	0	0	0	0.0	0.0	0	0	0	0	0	0	0	0	0
10/24	at DEN	1	1	1	1	0	0	0	0.0	0.0	0	0	0	0	0	0	0	0	0
10/30	DET	1	0	0	0	0	0	0	0.0	0.0	0	0	0	0	0	0	0	0	0
11/3	at JAX	1	0	3	3	0	0	0	0.0	0.0	0	0	0	0	0	0	0	0	0
11/21	at OAK	1	0	1	1	0	0	0	0.0	0.0	0	0	0	0	0	0	0	0	0
11/27	SD	1	0	1	0	1	0	0	0.0	0.0	0	0	0	0	0	0	0	0	0
12/4	at GB	1	1	1	1	0	1	0	0.0	0.0	0	0	0	0	0	0	0	0	0
12/11	at IND	1	0	2	1	1	1	0	0.0	0.0	0	0	0	0	0	0	0	0	0
12/18	JAX	1	0	0	0	0	0	0	0.0	0.0	0	0	0	0	0	0	0	0	0
12/24	CIN	1	0	2	0	2	0	0	0.0	0.0	0	0	0	0	0	0	0	0	0
1/1/17	at TEN	1	0	5	4	1	0	1	1.0	2.0	0	0	0	0	1	0	0	0	0
Totals		16	5	26	16	10	2	2	1.0	2.0	0	0	0	0	1	0	0	0	0
POSTSEASON				TACKLES					SACKS		INTERCEPTIONS					FUMBLES			
Date	Opp	GP	GS	Tot	Solo	Asst	QBH	TFL	Sk	Yds	Int	Yds	Lg	TD	PD	FF	FR	Yds	TD
1/7/17	OAK (WC)	1	0	1	1	0	0	0	0.0	0.0	0	0	0	0	0	0	0	0	0
1/14/17	at NE (DIV)	1	0	1	0	1	2	0	0.0	0.0	0	0	0	0	0	0	0	0	0
Totals		2	0	2	1	1	2	0	0.0	0.0	0	0	0	0	0	0	0	0	0

CAREER STATISTICS

REGULAR SEASON				TACKLES					SACKS		INTERCEPTIONS					FUMBLES			
Year	Team	GP	GS	Tot	Solo	Asst	QBH	TFL	Sk	Yds	Int	Yds	Lg	TD	PD	FF	FR	Yds	TD
2015	HOU	15	0	8	5	3	4	4	2.0	24.0	0	0	0	0	0	0	0	0	0
2016	HOU	16	5	26	16	10	2	2	1.0	2.0	0	0	0	0	1	0	0	0	0
Totals		31	5	34	21	13	6	6	3.0	26.0	0	0	0	0	1	0	0	0	0
POSTSEASON				TACKLES					SACKS		INTERCEPTIONS					FUMBLES			
Year	Team	GP	GS	Tot	Solo	Asst	QBH	TFL	Sk	Yds	Int	Yds	Lg	TD	PD	FF	FR	Yds	TD
2015	HOU	1	0	2	0	2	0	0	0.0	0.0	0	0	0	0	0	0	0	0	0
2016	HOU	2	0	2	1	1	2	0	0.0	0.0	0	0	0	0	0	0	0	0	0
Totals		3	0	4	1	3	2	0	0.0	0.0	0	0	0	0	0	0	0	0	0

CAREER GAME HIGHS

Tackles: 5, 2x – last: at TEN, 1/1/17 | **QBH:** 1, 6x – last: at IND, 12/11/16 | **TFL:** 1, 6x – last: at TEN, 1/1/17
Sacks: 1.0, 2x – last: vs. JAX, 1/3/16 | **PD:** 1 at TEN, 1/1/17

- Completed the 2012 season with 20 quarterback hurries, 43 tackles (25 solo), eight tackles for loss, five sacks, forced one fumble and one pass breakup
- Led C-USA freshmen and was tied for second nationally among first year players with five sacks in 2012
- Redshirted in 2011

PERSONAL:

- Attended Vancouver (B.C., Canada) College Prep
- Provincial Defensive MVP while leading the Fighting Irish to the Provincial Championship and ranked as the top defensive lineman in Canada
- Credited with 83 tackles, including 15 sacks as a senior
- Had 276 tackles and 38 sacks in his career
- Credited with four tackles in the 2010 National Underclassmen Combine All-World Gridiron Classic in Charleston, S.C.
- Father, Grover Covington, is the CFL all-time leader in career sacks with 157.0 and was inducted into the Canadian Football Hall of Fame in 2000



BRIAN CUSHING

INSIDE LINEBACKER | 6-3 | 250 | SOUTHERN CALIFORNIA

Hometown: Park Ridge, N.J. | 9th NFL Season | 9th with Texans | Age: 30
 Acquired: D1-'09 | 2016 GP/GS (Playoffs): 13/13 (2/2) | Career GP/GS (Playoffs): 99/99 (5/5)
 Teams: Houston 2009-17

56

TRANSACTIONS:

Selected by the Houston Texans with the 15th pick in the first round (15th overall) of the 2009 NFL Draft...Re-signed with the Texans on Sept. 3, 2013.

HONORS:

- Associated Press All-Pro Second Team (2009, 2011)
- Associated Press Defensive Rookie of the Year (2009)
- Pro Bowl Selection (2010)
- Pro Football Weekly/PFWA All-AFC Team (2011)
- Houston Texans Team Most Valuable Player (2011)
- Ed Block Courage Award Winner (2013)
- Houston Texans Team Rookie of the Year (2009)
- AFC Defensive Player of the Week (Week 6, 2009; Week 8, 2009)
- NFL Defensive Rookie of the Month (November, 2009; December, 2009)
- Pro Football Weekly/PFWA Defensive Rookie of the Year (2009)
- Pro Football Weekly/PFWA All-Rookie Team (2009)
- GMC Never Say Never Moment of the Week for Week 1 fourth-quarter interception return for a touchdown at San Diego (2013)
- Named NFLPA's Community Most Valuable Player of the Week for his positive impact in the local community (Week 14, 2015)

CAREER:

- The all-time leading tackler in Texans history
- Owns 648 tackles in his career, making him the second player in Texans history to reach 600 career tackles (DeMeco Ryans)
- Has played in the 10th-most regular-season games in Texans history after passing C. Bryan Pittman (95)
- Led the team in tackles in 2009 and 2011
- His 133 tackles in 2009 finished tied for second most in the AFC, trailing only Ray Lewis' 134 tackles
- Ranks ninth in team history with 12.0 career sacks
- Has eight career interceptions, 29 passes defensed, nine forced fumbles and one safety
- Has 17 career double-digit tackle games

2016 (Houston 13/13, 2/2):

- One of eight finalists for the 2016 Art Rooney Sportmanship Award
- Finished second on the team in tackles with 65
- Recorded two tackles (one solo) in nine defensive snaps before departing with an injury in the season opener vs. Chicago (9/11)
- Inactive for Week 2 vs. Kansas City (9/18) and Week 3 at New England (9/22)
- Returned from injury and posted a season-high four tackles (three solo) vs. Tennessee (10/2) in Week 4
- Posted four tackles (two solo) at Minnesota in Week 5
- Racked up a season-high eight tackles (four solo) and surpassed the 600 career tackle mark vs. Indianapolis (10/16) in Week 6
- Finished with six tackles (three solo) at Denver (10/24) in Week 7
- Finished second on the team with seven tackles (all solo) vs. Detroit (10/30) in Week 8

2016 STATISTICS

REGULAR SEASON				TACKLES					SACKS		INTERCEPTIONS					FUMBLES			
Date	Opp	GP	GS	Tot	Solo	Asst	QBH	TFL	Sk	Yds	Int	Yds	Lg	TD	PD	FF	FR	Yds	TD
9/11	CHI	1	1	2	1	1	0	0	0.0	0.0	0	0	0	0	0	0	0	0	0
9/18	KC			INACTIVE															
9/22	at NE			INACTIVE															
10/2	TEN	1	1	4	3	1	0	0	0.0	0.0	0	0	0	0	0	0	0	0	0
10/9	at MIN	1	1	4	2	2	0	0	0.0	0.0	0	0	0	0	0	0	0	0	0
10/16	IND	1	1	8	4	4	0	0	0.0	0.0	0	0	0	0	0	0	0	0	0
10/24	at DEN	1	1	6	3	3	0	0	0.0	0.0	0	0	0	0	0	0	0	0	0
10/30	DET	1	1	7	7	0	0	0	0.0	0.0	0	0	0	0	0	0	0	0	0
11/13	at JAX	1	1	3	3	0	1	0	0.0	0.0	0	0	0	0	0	0	0	0	0
11/21	at OAK	1	1	2	2	0	0	0	0.0	0.0	0	0	0	0	0	0	0	0	0
11/27	SD	1	1	7	3	4	0	1	0.0	0.0	0	0	0	0	0	0	0	0	0
12/4	at GB	1	1	6	2	4	1	0	0.0	0.0	0	0	0	0	0	0	0	0	0
12/11	at IND	1	1	6	3	3	0	0	0.0	0.0	0	0	0	0	0	0	0	0	0
12/18	JAX	1	1	4	2	2	0	0	0.0	0.0	0	0	0	0	0	0	0	0	0
12/24	CIN	1	1	5	3	2	0	1	0.0	0.0	0	0	0	0	0	0	0	0	0
1/1/17	at TEN			INACTIVE															
Totals		13	13	65	38	27	2	2	0.0	0.0	0	0	0	0	1	0	0	0	0
POSTSEASON																			
Date	Opp	GP	GS	Tot	Solo	Asst	QBH	TFL	Sk	Yds	Int	Yds	Lg	TD	PD	FF	FR	Yds	TD
1/7/17	OAK (WC)	1	1	4	2	2	0	1	0.0	0.0	0	0	0	0	0	0	0	0	0
1/14/17	at NE (DIV)	1	1	4	1	3	1	1	1.0	4.0	0	0	0	0	0	0	0	0	0
Totals		2	2	8	3	5	1	2	1.0	4.0	0	0	0	0	0	0	0	0	0

CAREER STATISTICS

REGULAR SEASON				TACKLES					SACKS		INTERCEPTIONS					FUMBLES			
Year	Team	GP	GS	Tot	Solo	Asst	QBH	TFL	Sk	Yds	Int	Yds	Lg	TD	PD	FF	FR	Yds	TD
2009	HOU	16	16	133	86	47	12	12	4.0	30.5	4	26	20	0	10	2	0	0	0
2010	HOU	12	12	76	53	23	11	8	1.5	12.0	0	0	0	0	4	1	0	0	0
2011	HOU	16	16	114	76	38	13	8	4.0	21.0	2	5	5	0	5	2	0	0	0
2012	HOU	5	5	30	23	7	2	0	0.0	0.0	1	1	1	0	2	1	0	0	0
2013	HOU	7	7	48	36	12	4	6	1.5	4.5	1	18	18	1	3	1	0	0	0
2014	HOU	14	14	72	41	31	9	1	1.0	8.0	0	0	0	0	2	1	0	0	0
2015	HOU	16	16	110	63	47	2	4	0.0	0.0	0	0	0	0	3	1	0	0	0
2016	HOU	13	13	65	38	27	2	2	0.0	0.0	0	0	0	0	1	0	0	0	0
Totals		99	99	648	416	232	55	41	12.0	76.0	8	50	20	1	30	9	0	0	0
POSTSEASON																			
Year	Team	GP	GS	Tot	Solo	Asst	QBH	TFL	Sk	Yds	Int	Yds	Lg	TD	PD	FF	FR	Yds	TD
2011	HOU	2	2	19	10	9	0	1	0.0	0.0	0	0	0	0	1	0	0	0	0
2015	HOU	1	1	13	9	4	0	0	0.0	0.0	1	0	0	0	1	0	0	0	0
2016	HOU	2	2	8	3	5	1	2	1.0	4.0	0	0	0	0	0	0	0	0	0
Totals		5	5	40	22	18	1	3	1.0	4.0	1	0	0	0	2	0	0	0	0

ADDITIONAL STATISTICS

Safeties (1): vs. Oakland, 10/4/09 | Touchdowns (1): at San Diego (18-yard INT return)

CAREER GAME HIGHS

Tackles: 17 at NYG, 9/21/14 | QBH: 3, 3x – last: vs. BAL, 12/13/10 | TFL: 4 vs. TEN, 11/28/10

Sacks: 1.5, 2x – last: vs. TEN, 9/15/13 | INT: 1, 8x – last: at SD, 9/9/13 | PD: 2, 4x – last: at SD, 9/9/13 | FF: 2, 2x – last: at IND, 12/22/11

- Tied for second on the team with seven tackles (three solo) and notched his first tackle for loss of the season vs. San Diego (11/27) in Week 12
- Finished second on the team with six tackles and one quarterback hit, his second of the year, at Green Bay (12/4) in Week 13
- Registered six tackles, bringing his career total to 639, which passed DeMeco Ryans (636) for the most career tackles in Texans history, at Indianapolis (12/11) in Week 14
- Notched his second tackle for loss of the season vs. Cincinnati (12/24) in Week 16
- Inactive for Week 17 at Tennessee (1/1/17) with an injury
- Logged four tackles (two solo), including one for loss, vs. Oakland (1/7/17) in the AFC Wild Card round

BRIAN CUSHING

- Finished with four tackles and his first career sack in the postseason when he brought down Patriots QB Tom Brady for a 4-yard loss in the second quarter at New England (1/14/17) in the AFC Divisional round

2015 (Houston 16/16, 1/1):

- Led the team with 10 tackles (six solo) vs. Kansas City (9/13)
- Tied for second on the team with seven tackles (four solo) and added one pass defended at Carolina (9/20)
- Deflected a pass on third down of Carolina's opening drive to force a punt (9/20)
- Made four tackles (three solo) vs. Tampa Bay (9/27)
- Led the team with 11 tackles (seven solo), including one for a loss, at Atlanta (10/4)
- Led the team with eight tackles in the game vs. Indianapolis (10/8)
- Led the team with 12 tackles (nine solo) at Jacksonville (10/18)
- Posted his fourth double-digit tackle game of the season and 17th of his career vs. Tennessee (11/1)
- Led the team with 13 tackles (six solo) and added one pass defended vs. Tennessee (11/1)
- Tied for third on the team with five tackles (four solo), including one for loss, vs. N.Y. Jets (11/22)
- Tied for the team lead with nine tackles (six solo), including two tackles for loss, vs. New England (12/13)
- His tackles for loss total marked a single-game season-high (12/13)
- Tied for the team lead with seven tackles at Indianapolis (12/20)
- Recorded the second-most tackles (six) on the team, to go along with a forced fumble and a pass defended vs. Jacksonville (1/3/16)
- Forced a fumble on Jaguars RB Denard Robinson vs. Jacksonville (1/3/16), his first of the season and ninth of his career. DE J.J. Watt recovered the ball on the play
- Deflected a pass in the first quarter vs. Jacksonville (1/3/16), his third of the season and 29th of his career
- Finished the regular season with 110 total tackles (63 solo), his highest single-season total since 2011
- Tied DeMeco Ryans (86) for the 12th-most regular season games played in Texans history
- Set a franchise single-game postseason record and led the team with 13 tackles, including nine solo stops, in Wild Card Game vs. Kansas City (1/9/16)
- Intercepted his first career pass in the postseason when he picked off Chiefs QB Alex Smith in the first quarter. Became the fourth player in team history to record an interception in the playoffs (1/9/16)
- Passed Brooks Reed (19), Danieal Manning (23) and J.J. Watt (24) for the most career tackles (32) in Texans postseason history

2014 (Houston 14/14):

- Played in 14 games and finished with 72 tackles, nine quarterback hits, two passes defended, a forced fumble and 1.0 sacks
- Made five tackles and had a quarterback hit vs. Washington (9/7) in Week 1
- Was second on the team with six tackles in Week 2 at Oakland (9/14)
- Officially tied a franchise record with 17 total tackles at the N.Y. Giants (9/21) in Week 3
- Made a team-high nine tackles (eight solo) and a pass defended vs. Buffalo (9/28)
- Sacked Cowboys QB Tony Romo for 8 yards and registered nine tackles, a quarterback hit and a tackle for loss at Dallas (10/5) in Week 5
- Made four tackles vs. Indianapolis (10/9) in Week 6
- Inactive in Weeks 8-9
- Caused a fumble in the second quarter that was recovered by DE J.J. Watt and added six tackles, two quarterback hits and a pass defended at Cleveland (11/16) in Week 11
- Had eight tackles vs. Cincinnati (11/23) in Week 12
- Recorded four tackles and a pair of quarterback hits at Jacksonville (12/7) in Week 14

2013 (Houston 7/7):

- Led the team with 65 tackles and had 1.5 sacks and an interception before suffering a season-ending knee injury at Kansas City in Week 7
- Led the team with 11 tackles (five solo) and recorded an interception, which was returned 18 yards for a game-tying touchdown in the fourth quarter at San Diego (9/9)
- Tied career highs with 13 tackles (11 solo) and 1.5 sacks vs. Tennessee (9/15)
- Tied for team-high with 10 tackles (seven solo) at Baltimore (9/22)
- Recorded 10 tackles (seven solo) and a forced fumble vs. Seattle (9/29)
- Recorded eight tackles (five solo) at San Francisco (10/6)
- Recorded eight tackles (four solo) vs. St. Louis (10/13)
- Recorded five solo tackles and a pass defended before suffering a leg injury in the third quarter at Kansas City (10/20)

2012 (Houston 5/5):

- Started five games and led the team in tackles before suffering a season-ending knee injury
- Named a team captain for the second consecutive season
- Finished the season with 43 tackles (27 solo), one interception, two passes defended and one forced fumble
- Led the defense with nine tackles (six solo) while also intercepting a pass and forcing a fumble in the season opener vs. Miami (9/9)

- Named one of the Defensive Players of the Game after recording nine tackles (three solo) at Jacksonville (9/16)
- Made seven tackles (three solo) and broke up a pass at Denver (9/23)
- Set a career-high with 13 tackles (9 solo) vs. Tennessee (9/30)
- Had five tackles (three solo) at the N.Y. Jets (10/8) before leaving the game with a knee injury
- Started at Indianapolis (12/14) in Week 15

2011 (Houston 16/16, 2/2):

- Second-Team Associated Press All-Pro selection and finished the season with a team-best 114 tackles (77 solo), 4.0 sacks, two interceptions and two forced fumbles
- Elected a team captain by his teammates in the second half of the season
- Started and led all Texans defenders with seven tackles (four solo) and one quarterback pressure in the season opener vs. Indianapolis (9/11)
- Led the team with 10 tackles (seven solo) at Miami (9/18), his eighth double-digit tackle game
- Tied for the team lead with six tackles (two solo) vs. Pittsburgh (10/2)
- Recorded his first sack of the season and finished tied for the team lead in tackles with eight (seven solo) vs. Oakland (10/9)
- Led the defense with six tackles (five solo) and had a pass defended at Tennessee (10/23)
- Named the Defensive Player of the Game for the Texans after leading the team with seven tackles and recording an interception vs. Jacksonville (10/30)
- Led the defense with seven tackles (four solo) and sacked Browns QB Colt McCoy for a 5-yard loss vs. Cleveland (11/6)
- Led the defense with eight solo tackles, one sack and an interception at Tampa Bay (11/13)
- Tied for the team lead in tackles with six (five solo) while also adding two hits on the quarterback vs. Atlanta (12/4)
- Recorded his ninth career double-digit tackle game with 12 tackles (nine solo), including one for a loss vs. Carolina (12/18)
- Led the team in tackles for the 10th time in 2011 while also forcing two fumbles, including a sack-fumble on the first defensive play of the game at Indianapolis (12/22)
- Led the team with 19 postseason tackles
- Started in his postseason debut and registered a team-leading eight tackles, including five solos and one for loss in AFC Wild Card Playoff vs. Cincinnati (1/7/12)
- Recorded 11 tackles (five solo) and one pass defended in AFC Divisional Playoff at Baltimore (1/15/12)

2010 (Houston 12/12):

- Started the final 12 games of the regular season and totaled 76 tackles (49 solo), 1.5 sacks and one forced fumble
- Made season debut vs. the N.Y. Giants (10/10) and had nine tackles (four solo) and one pass defended
- Made eight tackles (seven solo) including one quarterback hit vs. Kansas City (10/17)
- Returned to strongside linebacker and recorded nine solo tackles and one quarterback hit at Jacksonville (11/14)
- Made four solo tackles and forced a fumble at the N.Y. Jets (11/21)
- Led the defense with seven tackles (three solo) including four for a loss to go along with two passes defended vs. Tennessee (11/28)
- Recorded 1.5 sacks for 12 yards lost and 10 tackles (six solo) including three for a loss vs. Baltimore (12/13)
- Made five tackles (four solo) including two quarterback hits vs. Jacksonville (1/2/11)

2009 (Houston 16/16):

- Started all 16 games as a rookie and was named Associated Press Defensive Rookie of the Year
- Voted into the 2010 Pro Bowl but was unable to play due to injury
- Made professional debut for the Texans, starting at linebacker vs. the N.Y. Jets (9/13), and tied for the team-high with eight tackles (five solo)
- Became the first Texans rookie to lead his team in tackles in his first three career games vs. Jacksonville (9/27), where he registered eight tackles (six solo), one tackle for loss, and two pass defended
- Wrapped up RB Justin Fargas in the end zone for the Texans first safety since Dec. 15, 2002 vs. Oakland (10/4)
- Made nine tackles (six solo), two passes defended, two forced fumbles and intercepted a pass from Bengals QB Carson Palmer late in the fourth quarter to clinch the victory at Cincinnati (10/18)
- Named the AFC Defensive Player of the Week (10/21) for his performance at Cincinnati
- Led the Texans in tackles for the sixth time in eight games with 10 (three solo) as well as having one sack, one pass defended and one interception at Buffalo (11/1)
- Set a career high with 12 tackles (10 solo), one pass defended, one tackle for a loss and one quarterback hit at Indianapolis (11/8)
- Defensive leader in tackles for the ninth time, compiling 11 tackles (seven solo) vs. Indianapolis (11/29), where he picked off Colts QB Peyton Manning for his third interception of the season
- Named NFL Rookie of the Month in November after totaling 43 tackles, two interceptions and a sack
- Recorded one sack for a loss of 13 yards, three quarterback hits and 10 tackles (six solo) including three for a loss vs. Seattle (12/13)

BRIAN CUSHING

- Made seven tackles (three solo) with two hits on Rams QB Keith Null, including a half-sack for a loss of five yards at St. Louis (12/20)
- Made nine solo tackles at Miami (12/27), intercepted one pass, deflected a pass and had a sack for the third straight week

COLLEGE:

- Played four seasons (2005-08) at the University of Southern California in Los Angeles
- Started 38-of-44 games he played in with the Trojans, including 13 at right defensive end and 25 at strongside outside linebacker
- Finished his career with 178 tackles (101 solo) that included 8.5 quarterback sacks for minus 57 yards, 27.0 stops for losses totaling 106 yards and two pressures
- Intercepted one pass, deflected 12 others and blocked two punts
- Consensus All-American as a senior, earning first-team accolades from Sports Illustrated and second-team honors from The Sporting News and Associated Press, and a consensus first-team All-Pac 10 choice
- Finalist for the Butkus Award, semifinalist for the Lombardi Award and quarterfinalist for the Lott Trophy
- Honorable mention All-Pac 10 selection in 2007 and second-team all-conference pick in 2006
- Started the last four games in 2005, including the national title game

PERSONAL:

- Attended Bergen Catholic High School in Oradell, N.J.
- Earned Parade, USA Today, Prep Football Report, Scout.com, Super Prep, EA Sports and Prep Star All-American honors as a senior
- Recorded 120 tackles, 11 stops for loss, 10.0 sacks and seven interceptions as a linebacker in 2004
- Played running back and tight end and gained 475 rushing yards with 10 touchdowns and caught 13 passes for 456 yards (35.1 avg) with seven scores
- Took part in the NFL USO Tour in 2016

VETERAN BIOS



K.J. DILLON

SAFETY | 6-1 | 205 | WEST VIRGINIA

Hometown: Apopka, Fla. | **2nd NFL Season** | **2nd with Texans** | **Age:** 23
Acquired: D5a-'16 | **2016 GP/GS (Playoffs):** 5/0 (0/0) | **Career GP/GS (Playoffs):** 5/0 (0/0)
Teams: Houston 2016-17

20

TRANSACTIONS:

Selected by the Houston Texans with the 22nd pick in the fifth round (159th overall) of the 2016 NFL Draft.

2016 (Houston 5/0, 0/0):

- Inactive for the season opener vs. Chicago (9/11)
- Made his NFL debut and played exclusively on special teams vs. Kansas City (9/18)
- Saw his first action on defense and contributed on special teams at New England (9/22) in Week 3
- Played exclusively on special teams vs. Tennessee (10/2) in Week 4
- Registered the first two tackles (one solo) of his career and contributed with his first two special teams tackles at Minnesota (10/9) in Week 5
- Played exclusively on special teams and notched a special teams tackle vs. Indianapolis (10/16) in Week 6
- Placed on the Reserve/Injured List on Oct. 19

COLLEGE:

- Played four seasons (2012-15) at West Virginia University in Morgantown, W. Va.
- Saw action in 48 games and made 29 starts at safety over his four-year career
- Totaled 165 tackles (18 for loss), five interceptions, two forced fumbles and six pass breakups
- Named All-Big 12 Conference Second Team (Coaches) and All-Big 12 Conference Third Team (Phil Steele) following his senior campaign in 2015

PERSONAL:

- Three-year starter for Head Coach Rick Darlington at Apopka (Fla.) High
- 2011 Orlando Sentinel All-Central Florida Second Team Defense
- Played in the 2011 Central Florida All-Star Game for the East Side
- Birthday is May 11
- Son of Kimberly Dillon
- One of three children
- Majored in communication studies

2016 STATISTICS

REGULAR SEASON				TACKLES					SACKS		INTERCEPTIONS						FUMBLES			
Date	Opp	GP	GS	Tot	Solo	Asst	QBH	TFL	Sk	Yds	Int	Yds	Lg	TD	PD	FF	FR	Yds	TD	
9/11	CHI			INACTIVE																
9/18	KC	1	0	0	0	0	0	0	0.0	0.0	0	0	0	0	0	0	0	0	0	
9/22	at NE	1	0	0	0	0	0	0	0.0	0.0	0	0	0	0	0	0	0	0	0	
10/2	TEN	1	0	0	0	0	0	0	0.0	0.0	0	0	0	0	0	0	0	0	0	
10/9	at MIN	1	0	2	1	1	0	0	0.0	0.0	0	0	0	0	0	0	0	0	0	
10/16	IND	1	0	0	0	0	0	0	0.0	0.0	0	0	0	0	0	0	0	0	0	
10/24	at DEN			INJURED RESERVE																
10/30	DET			INJURED RESERVE																
11/13	at JAX			INJURED RESERVE																
11/21	at OAK			INJURED RESERVE																
11/27	SD			INJURED RESERVE																
12/4	at GB			INJURED RESERVE																
12/11	at IND			INJURED RESERVE																
12/18	JAX			INJURED RESERVE																
12/24	CIN			INJURED RESERVE																
1/1/17	at TEN			INJURED RESERVE																
Totals		5	0	2	1	1	0	0	0.0	0.0	0	0	0	0	0	0	0	0	0	
POSTSEASON																				
Date	Opp	GP	GS	Tot	Solo	Asst	QBH	TFL	Sk	Yds	Int	Yds	Lg	TD	PD	FF	FR	Yds	TD	
1/7/17	OAK (WC)			INJURED RESERVE																
1/14/17	at NE (DIV)			INJURED RESERVE																
Totals		0	0	0	0	0	0	0	0.0	0.0	0	0	0	0	0	0	0	0	0	

POSTSEASON

Date	Opp	GP	GS	Tot	Solo	Asst	QBH	TFL	Sk	Yds	Int	Yds	Lg	TD	PD	FF	FR	Yds	TD
1/7/17	OAK (WC)			INJURED RESERVE															
1/14/17	at NE (DIV)			INJURED RESERVE															
Totals		0	0	0	0	0	0	0	0.0	0.0	0	0	0	0	0	0	0	0	0

ADDITIONAL STATISTICS

Special Teams Tackles: 3



KURTIS DRUMMOND

SAFETY | 6-1 | 210 | MICHIGAN STATE

Hometown: Masury, Ohio | 3rd NFL Season | 3rd with Texans | Age: 25
 Acquired: CFA-'15 | 2016 GP/GS (Playoffs): 0/0 (0/0) | Career GP/GS (Playoffs): 9/0 (1/0)
 Teams: Houston 2015-17

23

TRANSACTIONS:

Signed by the Houston Texans as a college free agent on May 8, 2015...Waived by the Texans on Sept. 5, 2015...Signed to the Texans practice squad on Sept. 8, 2015...Signed to the Texans active roster on Oct. 27, 2015.

2016 (Houston 0/0, 0/0):

- Placed on the Reserve/Injured List on Aug. 30

2015 (Houston 9/0, 1/0):

- Signed to the Texans active roster on Oct. 27
- Forced a fumble on Titans RB Bishop Sankey on a kickoff return in the second quarter. S Eddie Pleasant recovered the fumble on the Titans 24-yard line (11/1)

COLLEGE:

- Played four seasons (2011-14) at Michigan State University in East Lansing, Mich. after redshirting the 2010 campaign
- Four-year letter winner who recorded 233 career tackles in 52 games
- 2014 First-Team All-American (FWAA, Phil Steele)
- 2014 Big Ten Defensive Back Of The Year
- 2014 First-Team All-Big Ten (Coaches, Media, BTN.COM, Athlon Sports, Phil Steele)
- Two-Time First-Team All-Big Ten (2013-14)
- Finished his career by starting in 34 consecutive games at free safety
- Ranked among MSU's all-time leaders in interceptions (tied for seventh with 12), passes defended (11th with 33) and interception return yards (12th with 148)
- Compiled 14 tackles for loss (60 yards), three forced fumbles and two fumble recoveries
- Recorded 19 tackles in four career bowl games and helped lead the Spartans to a 4-0 record in bowl games during his career
- Led team in tackles (72), interceptions (4), pass breakups (11) and passes defended (15) in 2014
- Ranked second on the team with a career-high 91 tackles, including 3.5 for losses (18 yards) in 2013
- Had four pass breakups, two interceptions, a forced fumble and a fumble recovery in 13 games (seven starts) at free safety 2012
- Played in 12 games to earn his first letter in 2011

PERSONAL:

- Three-year starter for Coach Brian Hoffman at Hubbard (Ohio) High School
- Ranked among the nation's top safeties by Scout.com (No. 69) and listed among the country's top athletes by Scouts, Inc. (No. 83)
- Named to SuperPrep's and PrepStar's All-Midwest Teams
- Ranked among Ohio's top 50 seniors by Rivals.com (No. 44) and Scout.com (No. 47)
- Had 24 receptions for 489 yards (20.4 avg.) and three touchdowns as a senior
- Registered 75 tackles (46 solo, 29 assists) as a senior, including four sacks
- Also credited with three passes defended and two forced fumbles in 2009
- Returned 12 punts for 110 yards (9.2 avg.) and five kickoffs for 86 yards (17.2 avg)
- Averaged 35.0 yards on 27 punts as a senior
- Caught 16 passes for 281 yards (17.6 avg.) and four touchdowns as a junior
- Made 49 tackles (29 solo, 20 assists) in 2008, including two sacks
- Also recorded three interceptions (62 yards) and 11 passes defended as a junior
- Earned Associated Press Division II All-Ohio Special Mention honors in basketball in 2008-09, playing for Coach Rick Fox

2016 STATISTICS

REGULAR SEASON				TACKLES					SACKS		INTERCEPTIONS					FUMBLES			
Date	Opp	GP	GS	Tot	Solo	Asst	QBH	TFL	Sk	Yds	Int	Yds	Lg	TD	PD	FF	FR	Yds	TD
9/11	CHI																		
9/18	KC																		
9/22	at NE																		
10/2	TEN																		
10/9	at MIN																		
10/16	IND																		
10/24	at DEN																		
10/30	DET																		
11/13	at JAX																		
11/21	at OAK																		
11/27	SD																		
12/4	at GB																		
12/11	at IND																		
12/18	JAX																		
12/24	CIN																		
1/1/17	at TEN																		
Totals		0	0	0	0	0	0	0	0.0	0.0	0	0	0	0	0	0	0	0	0
POSTSEASON				TACKLES					SACKS		INTERCEPTIONS					FUMBLES			
Date	Opp	GP	GS	Tot	Solo	Asst	QBH	TFL	Sk	Yds	Int	Yds	Lg	TD	PD	FF	FR	Yds	TD
1/7/17	OAK (WC)																		
1/14/17	at NE (DIV)																		
Totals		0	0	0	0	0	0	0	0.0	0.0	0	0	0	0	0	0	0	0	0

CAREER STATISTICS

REGULAR SEASON				TACKLES					SACKS		INTERCEPTIONS					FUMBLES			
Year	Team	GP	GS	Tot	Solo	Asst	QBH	TFL	Sk	Yds	Int	Yds	Lg	TD	PD	FF	FR	Yds	TD
2015	HOU	9	0	4	4	0	0	0	0.0	0.0	0	0	0	0	0	1	0	0	0
2016	HOU	0	0	0	0	0	0	0	0.0	0.0	0	0	0	0	0	0	0	0	0
Totals		9	0	4	4	0	0	0	0.0	0.0	0	0	0	0	0	1	0	0	0
POSTSEASON				TACKLES					SACKS		INTERCEPTIONS					FUMBLES			
Year	Team	GP	GS	Tot	Solo	Asst	QBH	TFL	Sk	Yds	Int	Yds	Lg	TD	PD	FF	FR	Yds	TD
2015	HOU	1	0	0	0	0	0	0	0.0	0.0	0	0	0	0	0	0	0	0	0
Totals		1	0	0	0	0	0	0	0.0	0.0	0	0	0	0	0	0	0	0	0

ADDITIONAL STATISTICS

Special Teams Tackles: 10 | Postseason Special Teams Tackles: 1

- Averaged 17.1 points for the Eagles his senior year to garner Associated Press All-Northeast Inland Division II Third-Team honors
- Earned his bachelor's degree in psychology from MSU in December 2014
- Born Jan. 29, 1992

VETERAN BIOS



BRANDON DUNN

DEFENSIVE END | 6-2 | 300 | LOUISVILLE

Hometown: Louisville, Ky. | 2nd NFL Season | 2nd with Texans | Age: 24
 Acquired: FA-'15 | 2016 GP/GS (Playoffs): 2/0 (0/0) | Career GP/GS (Playoffs): 17/0 (1/0)
 Teams: Chicago 2014-15; Houston 2015-17

92

TRANSACTIONS:

Signed by the Chicago Bears as a college free agent on May 11, 2014...Waived by the Bears on Aug. 30, 2014...Signed to the Bears practice squad on Sept. 1, 2014...Signed to the Bears active roster on Nov. 26, 2014...Waived by the Bears on Sept. 5, 2015...Signed to the Bears practice squad on Sept. 8, 2015...Signed to the Bears active roster on Sept. 19, 2015...Waived by the Bears on Oct. 3, 2015...Signed to the Bears practice squad on Oct. 6, 2015...Signed to the Houston Texans active roster on Oct. 13, 2015...Waived by the Texans on Sept. 3, 2016...Signed to the Texans practice squad on Sept. 5, 2016...Signed to the Texans active roster on Oct. 5, 2016...Waived by the Texans on Oct. 13, 2016...Signed to the Texans practice squad on Oct. 15...Signed to the Texans active roster on Oct. 19, 2016...Waived by the Texans on Nov. 26, 2016...Signed to the Texans practice squad on Nov. 29, 2016...Signed by the Texans on Jan. 16, 2017.

2016 (Houston 2/0, 0/0):

- Spent Weeks 1-4, Week 6, Weeks 13-17 and the postseason on the Texans practice squad
- Elevated from the practice squad to the active roster on Oct. 5
- Inactive for Week 5 at Minnesota (10/9)
- Waived on Oct. 13 and signed to the practice squad on Oct. 15
- Elevated from the practice squad to the active roster on Oct. 19
- Was active for the first time and contributed the first three solo tackles of his season at Denver (10/24) in Week 7
- Inactive for Week 8 vs. Detroit (10/30)
- Played but did not record any statistics at Jacksonville (11/13) in Week 10
- Inactive for Week 11 at Oakland (11/21)
- Waived on Nov. 26 and signed to the practice squad on Nov. 29

2015 (Chicago 1/0; Houston 11/0, 1/0):

- Played in a combined total of 12 games for Chicago and Houston and recorded nine tackles, including five solo stops
- Played in one game for Chicago where he recorded two tackles (one solo) vs. Arizona (9/20)
- Signed to the Texans active roster on Oct. 13
- Played in his first game for the Texans at Jacksonville (10/18)
- Tied a career-high with two tackles at Buffalo (12/6)
- Registered one solo tackle in the AFC Wild Card Game vs. Kansas City (1/9/16)

2014 (Chicago 3/0):

- Made one solo tackle and had one pass defended vs. Detroit (12/21)
- Made his NFL debut earlier in the season against Detroit (11/27)

COLLEGE:

- Played four seasons (2010-13) at the University of Louisville (Ky.)
- Played in 49 games for the Cardinals, starting 30
- Recorded career totals of 101 tackles, three sacks, two fumble recoveries and two passes defended

2016 STATISTICS

REGULAR SEASON				TACKLES					SACKS		INTERCEPTIONS					FUMBLES			
Date	Opp	GP	GS	Tot	Solo	Asst	QBH	TFL	Sk	Yds	Int	Yds	Lg	TD	PD	FF	FR	Yds	TD
9/11	CHI																		
9/18	KC																		
9/22	at NE																		
10/2	TEN																		
10/9	at MIN																		
10/16	IND																		
10/24	at DEN	1	0	3	3	0	0	0	0.0	0.0	0	0	0	0	0	0	0	0	0
10/30	DET																		
11/13	at JAX	1	0	0	0	0	0	0	0.0	0.0	0	0	0	0	0	0	0	0	0
11/21	at OAK																		
11/27	SD																		
12/4	at GB																		
12/11	at IND																		
12/18	JAX																		
12/24	CIN																		
1/1/17	at TEN																		
Totals		2	0	3	3	0	0	0	0.0	0.0	0	0	0	0	0	0	0	0	0
POSTSEASON				TACKLES					SACKS		INTERCEPTIONS					FUMBLES			
Date	Opp	GP	GS	Tot	Solo	Asst	QBH	TFL	Sk	Yds	Int	Yds	Lg	TD	PD	FF	FR	Yds	TD
1/7/17	OAK (WC)																		
1/14/17	at NE (DIV)																		
Totals		0	0	0	0	0	0	0	0.0	0.0	0	0	0	0	0	0	0	0	0

CAREER STATISTICS

REGULAR SEASON				TACKLES					SACKS		INTERCEPTIONS					FUMBLES			
Year	Team	GP	GS	Tot	Solo	Asst	QBH	TFL	Sk	Yds	Int	Yds	Lg	TD	PD	FF	FR	Yds	TD
2014	CHI	3	0	1	1	0	0	0	0.0	0.0	0	0	0	0	1	0	0	0	0
2015	CHI	1	0	2	1	1	0	0	0.0	0.0	0	0	0	0	0	0	0	0	0
2015	HOU	11	0	7	4	3	0	0	0.0	0.0	0	0	0	0	0	0	0	0	0
2016	HOU	2	0	3	3	0	0	0	0.0	0.0	0	0	0	0	0	0	0	0	0
Totals		17	0	13	9	4	0	0	0.0	0.0	0	0	0	0	1	0	0	0	0
POSTSEASON				TACKLES					SACKS		INTERCEPTIONS					FUMBLES			
Year	Team	GP	GS	Tot	Solo	Asst	QBH	TFL	Sk	Yds	Int	Yds	Lg	TD	PD	FF	FR	Yds	TD
2015	HOU	1	0	1	1	0	0	0	0.0	0.0	0	0	0	0	0	0	0	0	0
Totals		1	0	1	1	0	0	0	0.0	0.0	0	0	0	0	0	0	0	0	0

PERSONAL:

- Attended Pleasure Ridge Park High School in Louisville, Ky.
- Three-year starter and team captain for the Panthers
- Named the team's Most Valuable Player and best offensive lineman in 2009
- Also named the team's top defensive lineman in 2008
- Recorded 65 tackles and 16 sacks as a senior, including 30 solo tackles
- Recorded 50 tackles and 16 sacks his junior year



TYLER ERVIN

RUNNING BACK | 5-10 | 180 | SAN JOSE STATE

Hometown: San Bernardino, Calif. | 2nd NFL Season | 2nd with Texans | Age: 23
Acquired: D4-'16 | 2016 GP/GS (Playoffs): 12/0 (2/0) | Career GP/GS (Playoffs): 12/0 (2/0)
Teams: Houston 2016-17

34

TRANSACTIONS:

Selected by the Houston Texans with the 21st pick in the fourth round (119th overall) of the 2016 NFL Draft.

2016 (Houston 12/0, 2/0):

- Finished eighth in the NFL and third in the AFC in punt return average (9.7) among qualified players
- Made his NFL debut as the primary punt and kick returner in the season opener vs. Chicago (9/11)
- Returned three kickoffs for 73 yards, averaging 24.3 yards per return and returned three punts for 29 yards vs. Chicago (9/11)
- Racked up 110 total all-purpose yards on offense (eight yards) and special teams (102 yards) vs. Chicago (9/11)
- Played exclusively as the punt and kick returner in Weeks 2 and 3
- Returned one kickoff for 28 yards and two punts for 17 yards, including a 16-yard return, vs. Tennessee (10/2) in Week 4
- Finished with two kickoff returns for 53 yards, including a Texans season-long 33-yard return, and two punt returns for 33 yards at Minnesota (10/9) in Week 5
- Notched two punt returns for 23 yards, including a 17-yard return in overtime that sparked the Texans' game-winning drive, vs. Indianapolis (10/16) in Week 6
- Matched a season high with four punt returns for 32 yards (8.0 avg.), including a 15-yard long, vs. Detroit (10/30)
- Logged a career-long 57-yard punt return to the Jaguars' 7-yard line in the third quarter, which led to a touchdown on the following play, at Jacksonville (11/13) in Week 10
- Inactive for Weeks 12-14 with an injury
- Active but did not play in Week 15 vs. Jacksonville (12/18)
- Returned four punts for 32 yards (8.0 avg.) vs. Cincinnati (12/24) in Week 16
- Logged one kick return for 14 yards and four punt returns for 37 yards, including a Texans postseason-long 16-yard return, vs. Oakland (1/7/17) in the AFC Wild Card round

COLLEGE:

- Played four seasons (2011-12; 14-15) at San Jose (Calif.) State University
- Redshirted the 2013 campaign
- Received Athlon Sports Second-Team All-America, SI.com honorable mention All-America and two all-conference honors during his career
- Played running back, slot receiver, return specialist, cornerback and special teams defender for the Spartans
- Scored touchdowns rushing, receiving, on kickoff returns and on punt returns during his college career
- 47 games played and 24 starts
- San Jose State career record holder for all-purpose yardage (6,146), kickoff return yardage (2,374), kickoffs returned (101), kickoff returns for a touchdown (3) and combined punt and kickoffs returned for touchdowns (5), most touchdowns of 80 yards or more (6) and most touchdowns of 70 yards or more (8)
- Shares the school single-season record for kickoff returns for a touchdown (2)
- Second on the school's list for career rushing yardage (2,803)
- Honored in 2012 and 2015 on National Student-Athlete Day by the National Consortium for Academics & Sports

PERSONAL:

- A two-time, first-team, all-purpose, All-C.I.F. back from Colton (Calif.) High School
- An All-C.I.F. defensive back after compiling 24 pass breakups and two interceptions in 2009

2016 OFFENSIVE STATISTICS

REGULAR SEASON

Date	Opp	GP	GS	RUSHING						RECEIVING					
				Att	Yds	Avg	Lg	TD		Rec	Yds	Avg	Lg	TD	
9/11	CHI	1	0	1	3	3.0	3	0		1	5	5.0	5	0	
9/18	KC	1	0	0	0	0.0	0	0		0	0	0.0	0	0	
9/22	at NE	1	0	0	0	0.0	0	0		0	0	0.0	0	0	
10/2	TEN	1	0	0	0	0.0	0	0		0	0	0.0	0	0	
10/9	at MIN	1	0	0	0	0.0	0	0		0	0	0.0	0	0	
10/16	IND	1	0	0	0	0.0	0	0		1	4	4.0	4	0	
10/24	at DEN	1	0	0	0	0.0	0	0		1	9	9.0	9	0	
10/30	DET	1	0	0	0	0.0	0	0		0	0	0.0	0	0	
11/13	at JAX	1	0	0	0	0.0	0	0		0	0	0.0	0	0	
11/21	at OAK	1	0	0	0	0.0	0	0		0	0	0.0	0	0	
11/27	SD														
12/4	at GB														
12/11	at IND														
12/18	JAX														
12/24	CIN	1	0	0	0	0.0	0	0		0	0	0.0	0	0	
1/1/17	at TEN	1	0	0	0	0.0	0	0		0	0	0.0	0	0	
Totals		12	0	1	3	3.0	3	0		3	18	6.0	9	0	

POSTSEASON

Date	Opp	GP	GS	Att	Yds	Avg	Lg	TD	Rec	Yds	Avg	Lg	TD
1/7/17	OAK (WC)	1	0	0	0	0.0	0	0	0	0	0.0	0	0
1/14/17	at NE (DIV)	1	0	0	0	0.0	0	0	0	0	0.0	0	0
Totals		2	0	0	0	0.0	0	0	0	0	0.0	0	0

2016 RETURN STATISTICS

REGULAR SEASON

Date	Opp	GP	KR	KICKOFFS				PUNTS						
				Yds	Avg	Lg	TD	PR	Yds	Avg	Lg	TD	FC	
9/11	CHI	1	3	73	24.3	28	0	3	29	9.7	13	0	4	
9/18	KC	1	2	39	19.5	20	0	4	12	3.0	6	0	2	
9/22	at NE	1	2	33	16.5	21	0	0	0	0.0	0	0	5	
10/2	TEN	1	1	28	28.0	28	0	2	17	8.5	16	0	1	
10/9	at MIN	1	2	53	26.5	33	0	2	33	16.5	18	0	1	
10/16	IND	1	0	0	0.0	0	0	2	23	11.5	17	0	2	
10/24	at DEN	1	1	14	14.0	14	0	2	11	5.5	10	0	2	
10/30	DET	1	0	0	0.0	0	0	4	32	8.0	15	0	0	
11/13	at JAX	1	2	23	11.5	17	0	1	57	57.0	57	0	0	
11/21	at OAK	1	1	0	0.0	0	0	1	9	9.0	9	0	0	
11/27	SD													
12/4	at GB													
12/11	at IND													
12/18	JAX													
12/24	CIN	1	0	0	0.0	0	0	4	32	8.0	14	0	4	
1/1/17	at TEN	1	0	0	0.0	0	0	2	6	3.0	7	0	2	
Totals		12	14	263	18.8	33	0	27	261	9.7	57	0	23	

POSTSEASON

Date	Opp	GP	KR	Yds	Avg	Lg	TD	PR	Yds	Avg	Lg	TD	FC
1/7/17	OAK (WC)	1	1	14	14.0	14	0	4	23	5.8	16	0	1
1/14/17	at NE (DIV)	1	0	0	0.0	0	0	0	0	0.0	0	0	1
Totals		2	1	14	14.0	14	0	4	23	5.8	16	0	2

ADDITIONAL STATISTICS

Special Teams Tackles: 4 | Fumbles/Lost: 3/2 | Postseason Fumbles/Lost: 2/0

- A 2010 All-C.I.F. running back who rushed for 2,848 yards, averaged 7.3 yards carry and scored 26 touchdowns in two seasons
- Return specialist who averaged 11.5 yards per punt return and 25.6 yards per kickoff return
- Majored in communication studies
- Studied to earn his California real estate license in February 2016
- A native of San Bernardino, Calif.



KA'IMI FAIRBAIRN

(kuh-EE-me FAIR-bear-in)

KICKER | 6-0 | 190 | UCLA

Hometown: Kailua, Hawaii | 2nd NFL Season | 2nd with Texans | Age: 23
 Acquired: CFA-'16 | 2016 GP/GS (Playoffs): 0/0 (0/0) | Career GP/GS (Playoffs): 0/0 (0/0)
 Teams: Houston 2016-17

7

TRANSACTIONS:

Signed by the Houston Texans as a college free agent on May 5, 2016.

2016 (Houston 0/0, 0/0):

- Placed on the Reserve/Injured List on Aug. 30

CAREER AT UCLA:

- Played four seasons (2012-15) at the University of California, Los Angeles
- Lou Groza Award winner in 2015
- Became the all-time leading scorer for the Pac-12 Conference and UCLA during the 2015 season
- A consensus first-team All-America selection (AP, FWAA, AFCA, Walter Camp, SI.com) following his senior season
- Finished his career by connecting on 41 straight field goal attempts from 35 yards and in
- Tied a UCLA record by connecting on a 60-yard field goal in 2015
- Handled all of the Bruin placekicking chores in his four seasons with the program
- Added kickoff duty in years two, three and four
- First Bruin to score over 100 points in four straight seasons

PERSONAL:

- Attended Punahou School in Honolulu
- Name is pronounced Ka'imi (Kuh-EE-me) Fairbairn (FAIR-Bairn)
- Two-star recruit according to Rivals.com and Scout.com
- As a senior, put 95 percent of his kickoffs into the end zone, and hit 13-of-18 field goal tries, including one from 55 yards
- Named first-team all-state as a senior and junior and to the All-ILH Division Team
- Earned second-team all-state honors as a sophomore
- Three-year winner of the Special Team MVP Award
- Also played soccer (central defender) for coach Dave Trifonovitch
- Named first-team all-state as a senior and junior for the two-time State champs
- ILH Defensive Player of the Year his last two seasons.
- Full name is John Christian Ka'iminoeauloameka'ikeokekumupa'a Fairbairn
- Born in Kailua, Hawaii
- Parents are John and Rochelle Fairbairn
- Has one younger brother, Kona, and one younger sister, Kiara
- Earned a spot on the UCLA Athletic Director's Honor Roll in Fall 2012, Spring 2015
- Hobbies include playing golf

2016 STATISTICS

REGULAR SEASON			FIELD GOALS					PAT				KICKOFFS			
Date	Opp	GP	FG	FGA	Pct	Lg	Blk	PAT	PATA	Pct	Blk	Pts	KO	TB	Pct
9/11	CHI														
9/18	KC														
9/22	at NE														
10/2	TEN														
10/9	at MIN														
10/16	IND														
10/24	at DEN														
10/30	DET														
11/13	at JAX														
11/21	at OAK														
11/27	SD														
12/4	at GB														
12/11	at IND														
12/18	JAX														
12/24	CIN														
1/1/17	at TEN														
Totals			0	0	0	0.0	0	0	0	0	0.0	0	0	0	0
POSTSEASON			FIELD GOALS					PAT				KICKOFFS			
Date	Opp	GP	FG	FGA	Pct	Lg	Blk	PAT	PATA	Pct	Blk	Pts	KO	TB	Pct
1/7/17	OAK (WC)														
1/7/17	at NE (DIV)														
Totals		0	0	0	0.0	0	0	0	0	0.0	0	0	0	0	0.0



C.J. FIEDOROWICZ

(feh-DOR-uh-wits)

TIGHT END | 6-5 | 265 | IOWA

Hometown: Johnsbury, Ill. | 4th NFL Season | 4th with Texans | Age: 25
Acquired: D3a-'14 | 2016 GP/GS (Playoffs): 15/15 (2/2) | Career GP/GS (Playoffs): 46/37 (3/2)
Teams: Houston 2014-17

87

TRANSACTIONS:

Selected by the Houston Texans with the first pick in the third round (65th overall) of the 2014 NFL Draft.

2016 (Houston 15/15, 2/2):

- The only tight end in the NFL with at least three receptions in every game from Week 4-14
- Part of a Texans TE corps that improved by NFL bests of 102 targets, 74 receptions and 4.6 receptions per game over its 2015 totals and finished with second-best increases of 646 receiving yards and 40.4 receiving yards per game
- Tied for the team lead in receiving touchdowns with four
- Set career highs in receptions (54), receiving yards (559), yards per reception (10.4) and touchdowns (4)
- Caught one pass for six yards in the season opener vs. Chicago (9/11)
- Made one catch for one yard vs. Kansas City (9/18)
- Set single-game career highs in receptions (four) and receiving yards (48), while tying his personal-best in touchdowns (one), vs. Tennessee (10/2) in Week 4
- Set a single-game career high in receiving yards (61) for a second consecutive week and matched his high of four receptions at Minnesota (10/9) in Week 5
- Recorded career highs with six receptions for a team-leading 85 yards and a scored his second touchdown of the year, which set a single-season career-high, vs. Indianapolis (10/16) in Week 6
- Tied for the team lead with five receptions for a total of 35 yards and set a single-season career high for receptions (21) at Denver (10/24) in Week 7
- Led the team with five receptions for 43 yards and a touchdown, giving him a career-high three on the season, vs. Detroit (10/30) in Week 8
- Registered three receptions for 26 yards at Jacksonville (11/13) in Week 10, giving him 50 catches and 500 yards for his career
- His team-best six receptions at Oakland (11/21) in Week 11 matched his single-game career high, while his 82 receiving yards were the second-most he'd ever recorded in a game
- Tied for second on the team with four receptions for 42 yards vs. San Diego (11/27) in Week 12
- Grabbed a team-high six receptions for 44 yards at Green Bay (12/4) in Week 13
- Inactive for Week 15 vs. Jacksonville (12/18) with an injury
- Tied for the team lead with four receptions for 42 receiving yards vs. Cincinnati (12/24) in Week 16
- Scored a touchdown on a 4-yard pass from QB Brock Osweiler in the third quarter, giving him a career-high four receiving touchdowns for the season and six for his career, at Tennessee (1/1/17) in Week 17
- Caught two passes for 35 yards vs. Oakland (1/7/17) in the AFC Wild Card round
- Logged three receptions and became the first tight end in Texans postseason history to score a receiving touchdown on a 10-yard pass from QB Brock Osweiler in the second quarter at New England (1/14/17) in the AFC Divisional round

2015 (Houston 16/14, 1/0):

- Played in all 16 games (14 starts) and registered 17 receptions for 167 yards and a touchdown
- Started and made one reception for 15 yards vs. Kansas City (9/13)
- Recorded one catch for 19 yards at Carolina (9/20)
- Scored his second career touchdown and first of the season on a 5-yard pass from QB Brian Hoyer in the fourth quarter at Atlanta (10/4). Posted single-game career highs of three receptions for 28 yards
- Recorded a career-long 25-yard reception in the second quarter at Cincinnati (11/16) and finished with two catches for 30 yards

2016 STATISTICS

REGULAR SEASON					RECEIVING					RUSHING				
Date	Opp	GP	GS		Rec	Yds	Avg	Lg	TD	Att	Yds	Avg	Lg	TD
9/11	CHI	1	1		1	6	6.0	6	0	0	0	0.0	0	0
9/18	KC	1	1		1	1	1.0	1	0	0	0	0.0	0	0
9/22	at NE	1	1		0	0	0.0	0	0	0	0	0.0	0	0
10/2	TEN	1	1		4	48	12.0	18	1	0	0	0.0	0	0
10/9	at MIN	1	1		4	61	15.3	22	0	0	0	0.0	0	0
10/16	IND	1	1		6	85	14.2	26t	1	0	0	0.0	0	0
10/24	at DEN	1	1		5	35	7.0	12	0	0	0	0.0	0	0
10/30	DET	1	1		5	43	8.6	15	1	0	0	0.0	0	0
11/13	at JAX	1	1		3	26	8.7	13	0	0	0	0.0	0	0
11/21	at OAK	1	1		6	82	13.7	20	0	0	0	0.0	0	0
11/27	SD	1	1		4	42	10.5	16	0	0	0	0.0	0	0
12/4	at GB	1	1		6	44	7.3	13	0	0	0	0.0	0	0
12/11	at IND	1	1		3	32	10.7	20	0	0	0	0.0	0	0
12/18	JAX				INACTIVE									
12/24	CIN	1	1		4	42	10.5	14	0	0	0	0.0	0	0
1/1/17	at TEN	1	1		2	12	6.0	8	1	0	0	0.0	0	0
Totals		15	15		54	559	10.4	26t	4	0	0	0.0	0	0

POSTSEASON

Date	Opp	GP	GS		Rec	Yds	Avg	Lg	TD	Att	Yds	Avg	Lg	TD
1/7/17	OAK (WC)	1	1		2	35	17.5	18	0	0	0	0.0	0	0
1/14/17	at NE (DIV)	1	1		3	36	12.0	17	1	0	0	0.0	0	0
Totals		2	2		5	71	14.2	18	1	0	0	0.0	0	0

ADDITIONAL STATISTICS

Fumbles/Lost: 1/0

CAREER STATISTICS

REGULAR SEASON					RECEIVING					RUSHING				
Year	Team	GP	GS		Rec	Yds	Avg	Lg	TD	Att	Yds	Avg	Lg	TD
2014	HOU	15	8		4	28	7.0	9	1	0	0	0.0	0	0
2015	HOU	16	14		17	167	9.8	25	1	0	0	0.0	0	0
2016	HOU	15	15		54	559	10.4	26t	4	0	0	0.0	0	0
Totals		46	37		75	754	10.1	26t	6	0	0	0.0	0	0
POSTSEASON					RECEIVING					RUSHING				
Year	Team	GP	GS		Rec	Yds	Avg	Lg	TD	Att	Yds	Avg	Lg	TD
2015	HOU	1	0		1	1	1.0	1	0	0	0	0.0	0	0
2016	HOU	2	2		5	71	14.2	18	1	0	0	0.0	0	0
Totals		3	2		6	72	12.0	18	1	0	0	0.0	0	0

CAREER GAME HIGHS

Receptions: 6, 3x – last: at GB 12/4/16 | Receiving Yards: 85 vs. IND, 10/16/16
Touchdowns: 1, 6x – last: at TEN, 1/1/17 | Receiving Long: 26t vs. IND, 10/16/16

2014 (Houston 15/8):

- Started eight games and played in 15. Had four catches for 28 yards and a touchdown.
- Made his NFL debut vs. Washington (9/7)
- Inactive in Week 2 at Oakland (9/14)
- Made his first career start at the N.Y. Giants (9/21) in Week 3
- Started at tight end vs. Buffalo (9/28) in Week 4 and at Dallas (10/5) in Week 5
- Made his first career reception for seven yards in the second quarter vs. Indianapolis (10/9)
- Made a 9-yard catch at Pittsburgh (10/20) in Week 7
- Played at Tennessee (10/26) in Week 8, vs. Philadelphia (11/2) in Week 9 and at Cleveland (11/16) in Week 11
- Started vs. Cincinnati (11/23) in Week 12, vs. Tennessee (11/30) in Week 13 and at Jacksonville (12/7) in Week 14
- Played at Indianapolis (12/14) in Week 15
- Caught his first career touchdown, a 5-yard pass from RB Arian Foster in the second quarter, vs. Baltimore (12/21) in Week 16
- Played vs. Jacksonville (12/28) in Week 17

C.J. FIEDOROWICZ

COLLEGE:

- Played four seasons (2010-13) at the University of Iowa in Iowa City, Iowa
- Started 20 of the 51 games that he appeared in, catching 91 passes for 899 yards (9.9 average) and 10 touchdowns
- Closed out his career with at least one reception in his last 31 games, the second-longest streak for any active tight end in FBS
- First-Team All-Big Ten (2013)
- Honorable-Mention All-Big Ten (2012)

PERSONAL:

- Attended Johnsbury (Ill.) High School, playing football for Head Coach Barry Creviston
- Finished his career with 183 receptions for 3,121 yards (17.1 average) and 42 touchdowns
- Earned USA Today All-American honors and was named to ESPN's Top 150
- As a sophomore, pulled in 64 passes for 1,043 yards (16.3 average) and 11 scores
- Competed as a tight end, wide receiver, running back, quarterback, linebacker, defensive end, free safety and long snapper and also returned punts and kickoffs
- Team captain who collected 809 yards on 49 receptions and 11 touchdowns as a junior
- Closed out his career with 44 receptions for 921 yards and 15 touchdowns as a senior
- First-team all-state honors from the Chicago Sun Times, Chicago Tribune and Champaign News Gazette
- First-team Class 4-A all-state pick as a junior and sophomore and League Player of the Year as a senior
- Participated in the Army All-American Bowl
- Lettered four times in basketball
- Set the school hoops career-record for scoring (1,400 points in four seasons)
- Received two letters in baseball and two more as a member of the track team
- Majored in leisure studies
- Father was a powerlifter who got C.J. interested in weight training in the eighth grade
- Sister, Paige, also attended Johnsbury High School, where she was a three-sport standout athlete excelling in volleyball, basketball and track. She left Johnsbury as its all-time career scoring leader among both the boys and girls team and later starred for the women's basketball team at Marquette (2008-11)



WILL FULLER V

WIDE RECEIVER | 6-0 | 185 | NOTRE DAME

Hometown: Philadelphia, Pa. | 2nd NFL Season | 2nd with Texans | Age: 23
 Acquired: D1-'16 | 2016 GP/GS (Playoffs): 14/13 (2/2) | Career GP/GS (Playoffs): 14/13 (2/2)
 Teams: Houston 2016-17

15

TRANSACTIONS:

Selected by the Houston Texans with the 21st pick in the first round (21st overall) of the 2016 NFL Draft.

HONORS:

- AFC Special Teams Player of the Week (Week 4, 2016)

2016 (Houston 14/13, 2/2):

- Finished third in the NFL among rookie wideouts with 635 receiving yards and sixth with 47 receptions
- With 635 receiving yards this season, passed Jabar Gaffney (483 in 2002) for the third-most receiving yards by a rookie in Texans history
- With 47 receptions in 2016, tied Domanick Williams (47 in 2003) for the fourth-most receptions by a rookie in Texans history
- Is the second rookie in NFL history to record 300 scrimmage yards and a return touchdown in the first four games of a season, and first since 49ers RB Hugh McElhenny in 1952
- Among Texans rookies through their first four career games, Fuller tied for the most touchdowns (two) and ranked second in receiving yards (323) and third in receptions (19)
- Became the first player in Texans history to record a receiving touchdown and a punt return touchdown in the same game vs. Tennessee (10/2). He was also the fourth NFL rookie in the past 15 years to accomplish the feat, joining Rams WR Tavon Austin, Colts WR T.Y. Hilton and Cowboys WR Dez Bryant
- Caught five passes for a team-leading 107 yards and a touchdown in his first career NFL game vs. Chicago (9/11)
- Became the first rookie first-round draft choice with 100 receiving yards in a season opener since Steelers WR Louis Lipps vs. Kansas City (9/2/84)
- Finished second on the team with four receptions for 104 yards, averaging 26.0 yards per catch, vs. Kansas City (9/18)
- Became the first rookie in Texans history to open a season with two 100-yard receiving games
- Led the team with seven receptions for 81 yards and a touchdown, and also scored a touchdown on his first career punt return, a 67-yard score, vs. Tennessee (10/2)
- Became the first rookie in Texans history to record a punt return for a touchdown, vs. Tennessee (10/2)
- Active but did not play in Week 6 vs. Indianapolis (10/16) with an injury
- Caught four passes for 22 yards and logged his first career kickoff return for 19 yards at Denver (10/24) in Week 7
- Inactive for Week 10 at Jacksonville (11/13) with an injury
- Caught one pass for 17 yards at Oakland (11/21) in Week 11
- Tied for second on the team with four receptions for 60 yards, including a long of 33 yards, and returned a career-high three punts for 27 yards vs. San Diego (11/27) in Week 12
- Registered five receptions for a team-leading 59 yards and a 16-yard punt return at Green Bay (12/4) in Week 13
- Registered two receptions for 22 yards at Indianapolis (12/11) in Week 14
- Logged four receptions for 42 yards and his first career rushing attempt, a three-yard loss, in addition to four punts for 38 yards and one kickoff return for 12 yards vs. Jacksonville (12/18) in Week 15
- Grabbed three receptions for 24 yards at Tennessee (1/1/17) in Week 17
- Caught four passes for 37 yards vs. Oakland in the AFC Wild Card round, setting the franchise mark for receptions and giving him the second-most receiving yards by a Texans rookie in a postseason game
- Registered three receptions for 16 yards and passed DeVier Posey (47 in 2012) for the most receiving yards by a rookie in Texans postseason history at New England (1/14/17) in the AFC Divisional round

2016 OFFENSIVE STATISTICS

REGULAR SEASON				RECEIVING					RUSHING				
Date	Opp	GP	GS	Rec	Yds	Avg	Lg	TD	Att	Yds	Avg	Lg	TD
9/11	CHI	1	1	5	107	21.4	35	1	0	0	0.0	0	0
9/18	KC	1	1	4	104	26.0	53	0	0	0	0.0	0	0
9/22	at NE	1	1	3	31	10.3	18	0	0	0	0.0	0	0
10/2	TEN	1	1	7	81	11.6	28	1	0	0	0.0	0	0
10/9	at MIN	1	1	1	4	4.0	4	0	0	0	0.0	0	0
10/16	IND			ACTIVE, DID NOT PLAY									
10/24	at DEN	1	1	4	22	5.5	13	0	0	0	0.0	0	0
10/30	DET	1	1	1	23	23.0	23	0	0	0	0.0	0	0
11/13	at JAX			INACTIVE									
11/21	at OAK	1	0	1	17	17.0	17	0	0	0	0.0	0	0
11/27	SD	1	1	4	60	15.0	33	0	0	0	0.0	0	0
12/4	at GB	1	1	5	59	11.8	24	0	0	0	0.0	0	0
12/11	at IND	1	1	2	22	11.0	16	0	0	0	0.0	0	0
12/18	JAX	1	1	4	42	10.5	22	0	1	-3	-3.0	-3	0
12/24	CIN	1	1	3	39	13.0	19	0	0	0	0.0	0	0
1/1/17	at TEN	1	1	3	24	8.0	14	0	0	0	0.0	0	0
Totals		14	13	47	635	13.5	53	2	1	-3	-3.0	0	0

POSTSEASON

Date	Opp	GP	GS	Rec	Yds	Avg	Lg	TD	Att	Yds	Avg	Lg	TD
1/7/17	OAK (WC)	1	1	4	37	9.3	19	0	0	0	0.0	0	0
1/14/17	at NE (DIV)	1	1	3	16	5.3	7	0	0	0	0.0	0	0
Totals		2	2	7	53	7.6	19	0	0	0	0.0	0	0

ADDITIONAL STATISTICS

Misc. Tackles: 4

2016 RETURN STATISTICS

REGULAR SEASON			KICKOFFS					PUNTS					
Date	Opp	GP	KR	Yds	Avg	Lg	TD	PR	Yds	Avg	Lg	TD	FC
9/11	CHI	1	0	0	0.0	0	0	0	0	0.0	0	0	0
9/18	KC	1	0	0	0.0	0	0	0	0	0.0	0	0	0
9/22	at NE	1	0	0	0.0	0	0	0	0	0.0	0	0	0
10/2	TEN	1	0	0	0.0	0	0	1	67	67.0	67t	1	0
10/9	at MIN	1	0	0	0.0	0	0	1	14	14.0	14	0	0
10/16	IND		ACTIVE, DID NOT PLAY										
10/24	at DEN	1	1	19	19.0	19	0	0	0	0.0	0	0	1
10/30	DET	1	0	0	0.0	0	0	1	3	3.0	3	0	0
11/13	at JAX		INACTIVE										
11/21	at OAK	1	0	0	0.0	0	0	0	0	0.0	0	0	0
11/27	SD	1	0	0	0.0	0	0	3	27	9.0	12	0	1
12/4	at GB	1	0	0	0.0	0	0	1	16	16.0	16	0	1
12/11	at IND	1	0	0	0.0	0	0	0	0	0.0	0	0	1
12/18	JAX	1	1	12	12.0	12	0	4	38	9.5	25	0	2
12/24	CIN	1	0	0	0.0	0	0	0	0	0.0	0	0	0
1/1/17	at TEN	1	0	0	0.0	0	0	0	0	0.0	0	0	0
Totals		14	2	31	15.5	19	0	11	165	15.0	67	1	6
POSTSEASON													
Date	Opp	GP	KR	Yds	Avg	Lg	TD	PR	Yds	Avg	Lg	TD	FC
1/7/17	OAK (WC)	1	0	0	0.0	0	0	0	0	0	0.0	0	0
1/14/17	at NE (DIV)	1	1	12	12.0	12	0	2	34	17.0	18	0	1
Totals		2	1	12	12.0	12	0	2	34	17.0	18	0	

POSTSEASON

Date	Opp	GP	KR	Yds	Avg	Lg	TD	PR	Yds	Avg	Lg	TD	FC
1/7/17	OAK (WC)	1	0	0	0.0	0	0	0	0	0	0.0	0	0
1/14/17	at NE (DIV)	1	1	12	12.0	12	0	2	34	17.0	18	0	1
Totals		2	1	12	12.0	12	0	2	34	17.0	18	0	1

- Registered three receptions for 16 yards and passed DeVier Posey (47 in 2012) for the most receiving yards by a rookie in Texans postseason history at New England (1/14/17) in the AFC Divisional round

COLLEGE:

- Played three seasons (2013-15) at the University of Notre Dame in South Bend, Ind.
- Had 144 catches for 2,512 receiving yards and 30 touchdowns in his Fighting Irish career

WILL FULLER V

- Named an Associated Press Second-Team All-American and Biletnikoff Award Semifinalist following his senior season in which he compiled 62 catches, 1,258 receiving yards and 14 receiving touchdowns
- Ranked third in the FBS with 15 touchdown catches as a junior in 2014
- Became the fourth player in school history with a pair of touchdown receptions of 72 yards or longer in a single season (Nick Eddy, 1964, Tim Brown, 1986, and Golden Tate, 2009)
- Averaged 17.4 yards per reception and 64.4 yards per game
- Finished second to Michael Floyd (37) for most receiving touchdowns in school history
- Played in 2013 Pinstripe Bowl, 2014 Music City Bowl and 2016 Fiesta Bowl

PERSONAL:

- Attended Roman Catholic High School in Philadelphia
- First-team receiver on 2012 Pennsylvania Sports Writers AAAA All-State football team
- Named as a receiver to Philadelphia Daily News All-City squad for 2012
- First-team receiver on Philadelphia Inquirer All-Southeastern Pennsylvania team
- Named MVP of Philadelphia Catholic League 4A
- Made 57 receptions in 2012 for 932 yards and eight touchdowns in 2012
- Had 10 catches for 232 yards and two touchdowns in 2012 win over Cardinal O'Hara
- Also played cornerback
- Honorable mention Pennsylvania all-state pick as a junior
- Grabbed 46 receptions in 2011 for 758 yards and 10 touchdowns on an 8-3 Roman Catholic team
- All Catholic League 4A pick in 2011 as both a receiver and defensive back
- A first-team All-City selection as a sophomore in 2010 by Philadelphia Daily News
- Caught 39 passes for 650 yards and nine touchdowns in 2010
- Chosen for Semper Fidelis All-American Bowl and played for East squad
- Played for coach Joe McCort
- Son of Bill Fuller and Megan Mitchell
- Enrolled in the College of Arts and Letters, majoring in Africana studies
- Born April 16, 1994



BRENO GIACOMINI

(BREN-oh JAH-cuh-MEE-nee)

TACKLE | 6-7 | 320 | LOUISVILLE

Hometown: Malden, Mass. | 10th NFL Season | 1st with Texans | Age: 31
Acquired: FA-17 | 2016 GP/GS (Playoffs): 5/5 (0/0) | Career GP/GS (Playoffs): 78/70 (5/5)
Teams: Green Bay 2008-10; Seattle 2010-13; N.Y. Jets 2014-16; Houston 2017

68

TRANSACTIONS:

Selected by the Green Bay Packers with the 15th pick in the fifth round (150th overall) of the 2008 NFL Draft...Waived by the Packers on Sept. 4, 2010...Signed to the Packers practice squad on Sept. 6, 2010...Signed to the Seattle Seahawks active roster on Sept. 29, 2010...Waived by the Seahawks on Oct. 23, 2010...Signed to the Seahawks practice squad on Oct. 26, 2010...Signed to the Seahawks active roster on Nov. 6, 2010...Waived by the Seahawks on Nov. 8, 2010...Signed to the Seahawks practice squad on Nov. 10, 2010...Signed to the Seahawks active roster on Dec. 9, 2010...Signed by the New York Jets as an unrestricted free agent on March 13, 2014...Released by the N.Y. Jets on Feb. 24, 2017...Signed by the Houston Texans on May 16, 2017.

CAREER:

- Tenth-year tackle who has played in 78 career games (70 starts) with the Packers, Seahawks and Jets
- Started 32 consecutive games (2014-15) to open his Jets career before battling injuries and eventually being placed on the Reserve/Injured List in 2016
- Anchored the right side of Seattle's offensive line in each of the Seahawks' three postseason games in 2013, including their victory in Super Bowl XLVIII

2016 (N.Y. Jets 5/5):

- Began the season on the Reserve/Physically Unable to Perform List and missed Weeks 1-7
- Returned to start five games at right tackle before being placed on the Reserve/Injured List on Dec. 13

2015 (N.Y. Jets 16/16):

- Started all 16 games for the second-consecutive season
- Starter at right tackle on an offensive line that established a new franchise marks for total yards (5,896) and net passing yards (4,057)
- Paved the way for RB Chris Ivory's AFC-leading 1,070 yards - his first 1,000-yard season
- Anchored an offensive line that allowed just 19 sacks, the fifth-fewest of any quarterback in the league and the lowest total for a 16-game Jets starter since 2001

2014 (N.Y. Jets 16/16):

- Started all 16 games for the first time in his career and helped block for the third-best rushing offense in the NFL

2013 (Seattle 9/9, 3/3):

- Made nine starts at right tackle for a Seattle offense that ranked fourth in the league with 136.8 yards rushing per game
- Started in all three postseason contests, including Seattle's 43-8 win over Denver in Super Bowl XLVIII

2012 (Seattle 16/16, 2/2):

- Started all 16 games for first time in his career in 2012, helping RB Marshawn Lynch to an All-Pro and Pro Bowl season with career highs in yards (1,590), average gain (5.0) and carries (315)

2011 (Seattle 15/8):

- Opened eight games at right tackle and saw action as a reserve in seven others in his first full season with the Seahawks

2010 (Green Bay 0/0, Seattle 0/0):

- Spent the majority of the season on the Packers and Seahawks practice squads

2009 (Green Bay 0/0):

- Was active for one game but did not play, and inactive for 15, plus the NFC Wild Card game

2008 (Green Bay 1/0):

- Was active for two games and made his NFL debut at Detroit (9/14)

COLLEGE:

- Played four seasons (2004-07) at the University of Louisville (Ky.)
- Began his college career as a converted tight end until his senior season when he became a full-time tackle
- Split time at tightend and tackle for his first three seasons at Louisville
- Helped protect QB Brian Brohm on his way to setting a school record with 30 touchdown passes and 4,204 yards as a senior, which is third best in Louisville single-season history

CAREER STATISTICS

REGULAR SEASON GAMES PLAYED/STARTED (PLAYOFFS):

2008 Green Bay: 1/0 (0/0)
2009 Green Bay: 0/0 (0/0)
2010 Green Bay/Seattle: 0/0 (0/0)
2011 Seattle: 15/8 (0/0)
2012 Seattle: 16/16 (2/2)
2013 Seattle: 9/9 (3/3)
2014 N.Y. Jets: 16/16 (0/0)
2015 N.Y. Jets: 16/16 (0/0)
2016 N.Y. Jets: 5/5 (0/0)
TOTAL: 78/70 (5/5)

PERSONAL:

- Attended Malden (Mass.) High School
- Started three seasons for the Golden Tornadoes and earned Greater Boston League all-star honors as a senior
- Majored in sports administration at Louisville
- Founded American Football Without Barriers with college teammate and NFL TE Gary Barnidge. The non-profit organization has held camps in foreign countries since 2013 with the mission of trying to help disadvantaged youths achieve higher levels of fitness, wellness and education while promoting the sport of American football around the globe
- Has a daughter, Alayna



LAURENCE GIBSON

TACKLE | 6-6 | 300 | VIRGINIA TECH

Hometown: Fort Bragg, N.C. | 1st NFL Season | 1st with Texans | Age: 26

Acquired: FA-'16 | 2016 GP/GS: 0/0 | Career GP/GS (Playoffs): 0/0 (0/0)

Teams: DAL 2015; KC 2015; ATL 2016; CHI 2016; NYG 2016; HOU 2016-17

64

TRANSACTIONS:

Selected by the Dallas Cowboys with the 26th pick in the seventh round (243rd overall) of the 2015 NFL Draft...Waived by the Cowboys on Sept. 5, 2015...Signed to the Kansas City Chiefs practice squad on Sept. 8, 2015...Signed by the Chiefs on Jan. 18, 2016...Waived by the Chiefs on May 10, 2016...Signed by the Atlanta Falcons on May 18, 2016...Waived by the Falcons on Sept. 2, 2016...Signed to the Chicago Bears practice squad on Sept. 7, 2016...Released from the Bears practice squad on Sept. 13, 2016...Signed to the New York Giants practice squad on Sept. 21, 2016...Released from the Giants practice squad on Dec. 13, 2016...Signed to the Houston Texans practice squad on Dec. 14, 2016...Signed by the Texans on Jan. 16, 2017.

2016 (Atlanta 0/0; Chicago 0/0; N.Y. Giants 0/0; Houston 0/0, 0/0):

- Spent training camp with Atlanta before being waived on Sept. 2
- Spent Week 1 on the Bears practice squad and Weeks 2-14 on the N.Y. Giants practice squad
- Waived by the Giants on Dec. 13 and signed to the Texans practice squad on Dec. 14
- Spent Weeks 15-17 and the postseason on the Texans practice squad

2015 (Dallas 0/0; Kansas City 0/0):

- Drafted by the Cowboys in the seventh round of the NFL Draft
- Waived by the Cowboys at the end of training camp and signed to the Kansas City Chiefs practice squad on Sept. 8, where he spent the rest of the season

COLLEGE:

- Played four seasons (2011-14) at Virginia Tech University in Blacksburg, Va. after redshirting the 2010 season
- Started all 13 games at left tackle as a redshirt senior for a Hokies offense which averaged 365.3 yards per game contest, including 147.9 rushing yards-per-game, and saw time on special teams
- Played all 69 offensive snaps at left tackle for a Hokies offense which posted a season-high 488 yards, including 222 rushing, and allowed no sacks in the season opener against William & Mary
- Saw action in 12 games as a redshirt junior, making six starts at the tackle position and playing special teams
- As a redshirt sophomore played in 12 games, seeing action mostly on the field goal/PAT protect unit with 22 plays on offense
- Won the Dr. Richard Bullock Award as the most improved offensive player during spring workouts in 2012
- Played in one game as a reserve lineman while providing depth at multiple positions
- as a backup during his redshirt freshman campaign in 2011
- Redshirted his freshman year in 2010

PERSONAL:

- Attended Buena High School in Sierra Vista, Ariz.
- Played two seasons as an offensive lineman and defensive end before enrolling at Hargrave Military Academy where he excelled on the offensive line and exited as the No. 2 prep school prospect in the country, as listed by Rivals
- Had over 100 tackles to go with 27.0 sacks and 12 forced fumbles during his two seasons at Buena High School
- Graduated with two degrees, one in sociology and one in psychology

CAREER STATISTICS

REGULAR SEASON GAMES PLAYED/STARTED (PLAYOFFS):

2015 Dallas/Kansas City: 0/0 (0/0)

2016 Atlanta/Chicago/N.Y. Giants/Houston: 0/0 (0/0)

TOTAL: 0/0 (0/0)



RYAN GRIFFIN

TIGHT END | 6-6 | 255 | CONNECTICUT

Hometown: Londonderry, N.H. | 5th NFL Season | 5th with Texans | Age: 27
 Acquired: 6/6/13 | 2016 GP/GS (Playoffs): 16/5 (2/1) | Career GP/GS (Playoffs): 56/19 (3/2)
 Teams: Houston 2013-17

84

TRANSACTIONS:

Selected by the Houston Texans with the 33rd pick in the sixth round (201st overall) in the 2013 NFL Draft...Re-signed with the Texans on March 13, 2017.

2016 (Houston 16/5, 2/1):

- Part of a Texans TE corps that improved by NFL bests of 102 targets, 74 receptions and 4.6 receptions per game over its 2015 totals and finished with second-best increases of 646 receiving yards and 40.4 receiving yards per game
- Hauled in two passes for 17 yards, including a crucial third-down conversion in the fourth quarter, vs. Chicago (9/11)
- Caught one pass for five yards vs. Kansas City (9/18)
- Led the team and set a single-game career high with eight receptions for 52 yards at New England (9/22)
- Totaled three receptions for a season-high 54 yards vs. Tennessee (10/2) in Week 4
- Caught a career-long 45-yard pass from QB Brock Osweiler in the first quarter vs. Tennessee (10/2), marking the third-longest reception by a tight end in Texans history
- Made his first start of the season and caught two passes for eight yards at Minnesota (10/9) in Week 5
- Grabbed three passes for 34 yards, including a 23-yard reception, vs. Detroit (10/30) in Week 8
- Scored his first touchdown of the season and fifth of his career on a 1-yard pass from QB Brock Osweiler in the first quarter at Jacksonville (11/13) in Week 10
- Logged three receptions for 32 yards and set a single-season career-high in receiving yards (253), surpassing his previous best of 251 yards in 2015, at Oakland (11/21) in Week 11
- Tied for second on the team with four receptions for 36 yards vs. San Diego (11/27) in Week 12
- Finished with four receptions for 35 yards and scored on a 6-yard touchdown pass from QB Brock Osweiler on fourth-and-goal at Green Bay (12/4) in Week 13
- Set a single-game career-high with 85 receiving yards and tied his personal-best with eight receptions vs. Jacksonville (12/18) in Week 15
- Matched his postseason totals from 2015 with three receptions for 29 yards vs. Oakland (1/7/17) in the AFC Wild Card round

2015 (Houston 9/4, 1/1):

- Played in nine games (four starts) and tallied career highs with 20 receptions for 251 yards and two touchdowns
- Started and made one catch for 18 yards vs. Kansas City (9/13)
- Spent Weeks 2-9 on the Reserve/Injured-Designated for Return List
- Played and started his first game since the season opener and caught three passes for 36 yards, which was the team's second-highest total at Cincinnati (11/16)
- Had four catches for a career-high 72 yards and a touchdown vs. New Orleans (11/29). Caught his first touchdown of the season and third of his career on a 10-yard pass from QB Brian Hoyer on the opening possession of the game. Posted a season-long 36-yard reception in the third quarter
- Finished with three catches for 29 yards and a touchdown at Buffalo (12/6). Caught an 8-yard touchdown pass in the first quarter, his second of the season, a single-season career-high, and fourth of his career. The score marked his second straight game with a touchdown (12/6)
- Started the AFC Wild Card Game vs. Kansas City (1/9/16) and caught three passes for 29 yards

2014 (Houston 16/2):

- Played in 16 games with two starts and had 10 catches for 91 yards and a touchdown

2016 STATISTICS

REGULAR SEASON		RECEIVING								RUSHING					
Date	Opp	GP	GS	Rec	Yds	Avg	Lg	TD		Att	Yds	Avg	Lg	TD	
9/11	CHI	1	0	2	17	8.5	12	0		0	0	0.0	0	0	
9/18	KC	1	0	1	5	5.0	5	0		0	0	0.0	0	0	
9/22	at NE	1	0	8	52	6.5	11	0		0	0	0.0	0	0	
10/2	TEN	1	0	3	54	18.0	45	0		0	0	0.0	0	0	
10/9	at MIN	1	1	2	8	4.0	5	0		0	0	0.0	0	0	
10/16	IND	1	0	3	31	10.3	12	0		0	0	0.0	0	0	
10/24	at DEN	1	0	2	13	6.5	9	0		0	0	0.0	0	0	
10/30	DET	1	0	3	34	11.3	23	0		0	0	0.0	0	0	
11/13	at JAX	1	1	3	7	2.3	5	1		0	0	0.0	0	0	
11/21	at OAK	1	1	3	32	10.7	20	0		0	0	0.0	0	0	
11/27	SD	1	0	4	36	9.0	15	0		0	0	0.0	0	0	
12/4	at GB	1	0	4	35	8.8	18	1		0	0	0.0	0	0	
12/11	at IND	1	0	2	23	11.5	12	0		0	0	0.0	0	0	
12/18	JAX	1	1	8	85	10.6	23	0		0	0	0.0	0	0	
12/24	CIN	1	0	0	0	0.0	0	0		0	0	0.0	0	0	
1/1/17	at TEN	1	1	2	10	5.0	9	0		0	0	0.0	0	0	
Totals		16	5	50	442	8.8	45	2		0	0	0.0	0	0	

POSTSEASON

Date	Opp	GP	GS	Rec	Yds	Avg	Lg	TD		Att	Yds	Avg	Lg	TD	
1/7/17	OAK (WC)	1	0	3	29	9.7	13	0		0	0	0.0	0	0	
1/14/17	at NE (DIV)	1	1	0	0	0.0	0	0		0	0	0.0	0	0	
Totals		2	1	3	29	9.7	13	0		0	0	0.0	0	0	

ADDITIONAL STATISTICS

Fumbles/Lost: 1/1 | Misc. Tackles: 2

CAREER STATISTICS

REGULAR SEASON		RECEIVING								RUSHING					
Year	Team	GP	GS	Rec	Yds	Avg	Lg	TD		Att	Yds	Avg	Lg	TD	
2013	HOU	15	8	19	244	12.8	40	1		0	0	0.0	0	0	
2014	HOU	16	2	10	91	9.1	25	1		0	0	0.0	0	0	
2015	HOU	9	4	20	251	12.6	37	2		0	0	0.0	0	0	
2016	HOU	16	5	50	442	8.8	45	2		0	0	0.0	0	0	
Totals		56	19	99	1,028	10.4	45	6		0	0	0.0	0	0	

POSTSEASON

Year	Team	GP	GS	Rec	Yds	Avg	Lg	TD		Att	Yds	Avg	Lg	TD	
2015	HOU	1	1	3	29	9.7	15	0		0	0	0.0	0	0	
2016	HOU	2	1	3	29	9.7	13	0		0	0	0.0	0	0	
Totals		3	2	6	58	9.7	15	0		0	0	0.0	0	0	

CAREER GAME HIGHS

Receptions: 8, 2x – last: vs. JAX, 12/18/16 (85 yards) | Receiving Yards: 85 vs. JAX, 12/18/16 (8 receptions)
 Receiving Long: 45 vs. TEN, 10/2/16 | Receiving TDs: 1, 6x – last: at GB, 12/4/16

- Recorded a six-yard catch vs. Washington (9/7)
- Made one catch for eight yards at Dallas (10/5)
- Made a special teams tackle vs. Indianapolis (10/9) in Week 6
- Caught an 8-yard touchdown pass from QB Ryan Fitzpatrick on the Texans' opening drive vs. Tennessee (11/30) in Week 13. It was his first touchdown of the season and second of his career
- Made a season-long 25-yard catch at Jacksonville (12/7) in Week 14
- Had a season-high two catches in his first start of the year at Indianapolis (12/14)
- Had a season-high three catches and matched a season-high with 25 yards vs. Baltimore (12/21) in Week 16
- Started vs. Jacksonville (12/28) in Week 17 and made one catch for eight yards

2013 (Houston 15/8):

- Recorded the first two receptions of his career for 18 yards (9.0 avg.) vs. St. Louis (10/13)
- Made his first career start and saw action on special teams at Kansas City (10/20)

RYAN GRIFFIN

- Caught the first touchdown reception of his career on a 2-yard pass at Arizona (11/10)
- Inactive due to a concussion vs. Oakland (11/17) in Week 11
- Caught a 37-yard pass in his return to action vs. Jacksonville (11/24) in Week 12
- Recorded a career- and team-high six receptions for 62 yards at Indianapolis (12/15)
- Caught five passes and set a new career high with 66 receiving yards, including a career-long 40-yard reception vs. Denver (12/22) in Week 16

COLLEGE:

- Played four seasons (2009-12) at the University of Connecticut in Storrs, Conn. after redshirting the 2008 campaign
- Two-time Second-Team All-Big East selection
- Ranked second among tight ends in the Connecticut record books with 10 receiving touchdowns and 116 career receptions
- Played in the Raycom College Football All-Star Classic
- Caught 29 passes for 484 yards and a career-high six touchdown receptions and was named Second Team All-Big East for the second straight season as a senior in 2012
- Second Team All-Big East selection as a junior and had three receiving touchdowns and a two-point conversion for 20 points in 2011
- Played in all 13 games and started eight as a sophomore
- Saw action in 11 games and 10 starts as a freshman, including the Papajohns.com Bowl vs. South Carolina (Jan. 2)
- Redshirted in 2008
- Majored in communications science

PERSONAL:

- Attended Londonberry (N.H.) High School
- Named first-team all-state by the Nashua Union-Leader and Varsity Magazine
- Carried the ball 95 times for 749 yards and was a team captain as a senior



ANDRE HAL

SAFETY | 5-10 | 190 | VANDERBILT

Hometown: Port Allen, La. | 4th NFL Season | 4th with Texans | Age: 25
 Acquired: D7a-'14 | 2016 GP/GS (Playoffs): 15/11 (2/2) | Career GP/GS (Playoffs): 45/22 (3/3)
 Teams: Houston 2014-17

29

TRANSACTIONS:

Selected by the Houston Texans with the first pick in the seventh round (216th overall) of the 2014 NFL Draft.

2016 (Houston 15/11, 2/2):

- Completed his first full season as a safety and logged career highs of 46 tackles, two tackles for loss, 1.0 sack and one quarter-back hit
- Registered the team's first interception of the year when he picked off Bears QB Jay Cutler in the third quarter vs. Chicago (9/11)
- Notched interceptions in back-to-back games for the first time in his career, having picked off a pass in the 2015 regular season finale against Jacksonville
- Tallied four tackles (two solo) and a pass defended vs. Kansas City (9/18)
- Made four tackles (two solo) at New England (9/22) in Week 3
- Matched a career high with two passes defended and contributed four tackles (three solo) vs. Tennessee (10/2) in Week 4
- Registered the first sack of his career and matched a season high with four tackles (two solo) vs. Indianapolis (10/16) in Week 6
- Logged three tackles (all solo) on defense and tied for second on the team with a career-high two special teams tackles vs. Detroit (10/30) in Week 8
- Active but did not play in Week 13 at Green Bay (12/4)
- Tied a career high with two passes defended, including an interception of Colts QB Andrew Luck that he returned 24 yards, at Indianapolis (12/11) in Week 14
- Matched his season high with four tackles (two solo) vs. Jacksonville (12/18) in Week 15
- Tied his career high with seven tackles (four solo) vs. Cincinnati (12/24) in Week 16
- Registered six tackles (four solo) and his first career playoff pass defended vs. Oakland (1/7/17) in the AFC Wild Card round
- Picked off Patriots QB Tom Brady in the third quarter for his first career postseason interception and finished second on the team with six tackles (four solo) at New England (1/14/17) in the AFC Divisional round

2015 (Houston 16/11, 1/1):

- In his first season at the safety position, played in all 16 games (11 starts) and led the team with four interceptions. Also posted career highs with 34 tackles (26 tackles), 10 passes defended and one tackle for loss
- His four interceptions tied for the second-highest single-season total by a safety in Texans history
- Made one solo tackle vs. Kansas City (9/13)
- Recorded one special teams tackle vs. Tampa Bay (9/27)
- In his first career start at safety, recorded the first two interceptions of his career, including one returned for a touchdown, at Jacksonville (10/18). Became the second player in Texans history to record at least two interceptions, including one returned for a touchdown (Aaron Glenn, 12/8/02, 2 INTs returned for TDs). Became the first Texans player with two interceptions in a game since CB Kareem Jackson vs. Baltimore (12/21/14)
- Intercepted Jets QB Ryan Fitzpatrick on New York's final offensive possession to seal the game for the Texans (11/22). Marked his third interception of the season and of his career

2016 STATISTICS

REGULAR SEASON				TACKLES					SACKS		INTERCEPTIONS					FUMBLES			
Date	Opp	GP	GS	Tot	Solo	Asst	QBH	TFL	Sk	Yds	Int	Yds	Lg	TD	PD	FF	FR	Yds	TD
9/11	CHI	1	1	2	2	0	0	0	0.0	0.0	1	12	12	0	1	0	0	0	0
9/18	KC	1	1	4	2	2	0	0	0.0	0.0	0	0	0	0	1	0	0	0	0
9/22	at NE	1	1	4	2	2	0	0	0.0	0.0	0	0	0	0	0	0	0	0	0
10/2	TEN	1	1	4	3	1	0	0	0.0	0.0	0	0	0	0	2	0	0	0	0
10/9	at MIN	1	1	0	0	0	0	0	0.0	0.0	0	0	0	0	0	0	0	0	0
10/16	IND	1	1	4	2	2	1	1	1.0	7.0	0	0	0	0	0	0	0	0	0
10/24	at DEN	1	1	3	2	1	0	0	0.0	0.0	0	0	0	0	0	0	0	0	0
10/30	DET	1	1	3	3	0	0	0	0.0	0.0	0	0	0	0	0	0	0	0	0
11/3	at JAX	1	1	3	3	0	0	0	0.0	0.0	0	0	0	0	1	0	0	0	0
11/21	at OAK	1	1	2	2	0	0	1	0.0	0.0	0	0	0	0	0	0	0	0	0
11/27	SD	1	1	2	1	1	0	0	0.0	0.0	0	0	0	0	0	0	0	0	0
12/4	at GB			ACTIVE, DID NOT PLAY															
12/11	at IND	1	0	0	0	0	0	0	0.0	0.0	1	24	24	0	2	0	0	0	0
12/18	JAX	1	0	4	2	2	0	0	0.0	0.0	0	0	0	0	0	0	0	0	0
12/24	CIN	1	0	7	4	3	0	0	0.0	0.0	0	0	0	0	0	0	0	0	0
1/1/17	at TEN	1	0	4	3	1	0	0	0.0	0.0	0	0	0	0	0	0	0	0	0
Totals		15	11	46	31	15	1	2	1.0	7.0	2	36	24	0	7	0	0	0	0

POSTSEASON

Date	Opp	GP	GS	Tot	Solo	Asst	QBH	TFL	Sk	Yds	Int	Yds	Lg	TD	PD	FF	FR	Yds	TD
1/7/17	OAK (WC)	1	1	6	4	2	0	0	0.0	0.0	0	0	0	0	1	0	0	0	0
1/14/17	at NE (DIV)	1	1	6	3	3	0	0	0.0	0.0	1	6	6	0	2	0	0	0	0
Totals		2	2	12	7	5	0	0	0.0	0.0	1	6	6	0	3	0	0	0	0

ADDITIONAL STATISTICS

Special Teams Tackles: 2

CAREER STATISTICS

REGULAR SEASON				TACKLES					SACKS		INTERCEPTIONS					FUMBLES			
Year	Team	GP	GS	Tot	Solo	Asst	QBH	TFL	Sk	Yds	Int	Yds	Lg	TD	PD	FF	FR	Yds	TD
2014	HOU	14	0	18	15	3	0	0	0.0	0.0	0	0	0	0	4	0	0	0	0
2015	HOU	16	11	34	26	8	0	1	0.0	0.0	4	54	31t	1	10	0	0	0	0
2016	HOU	15	11	46	31	15	1	2	1.0	7.0	2	36	24	0	7	0	0	0	0
Totals		45	22	98	72	26	1	3	1.0	7.0	6	90	31	1	21	0	0	0	0

POSTSEASON

Year	Team	GP	GS	Tot	Solo	Asst	QBH	TFL	Sk	Yds	Int	Yds	Lg	TD	PD	FF	FR	Yds	TD
2015	HOU	1	1	5	2	3	0	0	0.0	0.0	0	0	0	0	0	0	0	0	0
2016	HOU	2	2	12	7	5	0	0	0.0	0.0	1	6	6	0	3	0	0	0	0
Totals		3	3	17	9	8	0	0	0.0	0.0	1	6	6	0	3	0	0	0	0

ADDITIONAL REGULAR SEASON STATISTICS

Touchdowns (1): 31-yard interception return (B. Bortles) at Jacksonville (10/18/15)

Special Teams Tackles (7): 2014 - 3; 2015 - 2; 2016 - 2

CAREER GAME HIGHS

Tackles: 7 vs. PHI, 11/2/14 | TFL: 1, 3x - last: at OAK, 11/21/16 | Sacks: 1.0 vs. IND, 10/16/16

INT: 2 at JAX, 10/18/15 | PD: 2, 6x - last: at IND, 12/11/16

- Finished third on the team with a single-game career-high five tackles and contributed with one pass defended at Buffalo (12/6)
- Recorded his first career tackle for loss in the fourth quarter when he brought down Colts RB Frank Gore for a loss of three yards at Indianapolis (12/20). Also added one pass defended in the game
- Led the team with two passes defended at Tennessee (12/27)
- Totaled four tackles (three solo), two passes defended and an interception vs. Jacksonville (1/3/16). Caught his fourth interception of the season, which tied him with Bernard Pollard (four in 2009) for the second-most interceptions by a safety in a season in team history
- Started his first postseason contest in the AFC Wild Card Game vs. Kansas City (1/9/16) and recorded five tackles, including two solo stops

ANDRE HAL

2014 (Houston 14/0):

- Played in 14 games, made 18 tackles and had four passes defended
- Recorded a special teams tackle in his NFL debut vs. Washington (9/7)
- Notched a pass defended at Oakland (9/14)
- Registered his first career tackle, finished with five tackles and a pass defended at Dallas (10/5) in Week 5
- Made four tackles at Pittsburgh (10/20) in Week 7
- Recorded a pair of tackles at Tennessee (10/26) in Week 8
- Registered a career-best seven tackles and two passes defended vs. Philadelphia (11/2) on Week 9
- Recorded a special teams tackle at Cleveland (11/16) in Week 11
- Had a special teams tackle vs. Cincinnati (11/23) in Week 12
- Played vs. Tennessee (11/30) in Week 13
- Inactive in Weeks 14-15
- Played vs. Baltimore (12/21) in Week 16 and vs. Jacksonville (12/28) in Week 17

COLLEGE:

- Played four seasons (2009-13) at Vanderbilt University in Nashville, Tenn.
- Appeared in 50 games and started 29
- Made 133 career tackles with six interceptions and 37 passes defended
- Two-time second team All-SEC (2012,13)

PERSONAL:

- Senior captain and four-year starter at Port Allen (La.) High School
- Named defensive MVP as a senior after notching 53 tackles and four interceptions
- Earned first team 3A All-State honors after returning five kickoffs for scores
- As a junior, posted five interceptions
- Standout in basketball and track & field and former starter on hoops squad
- Member of 3A state champion 4x200-meter relay foursome that also set state record
- Full name is Andre Jeroy Hal



JOEL HEATH

DEFENSIVE END | 6-6 | 295 | MICHIGAN STATE

Hometown: Cincinnati, Ohio | 2nd NFL Season | 2nd with Texans | Age: 24
 Acquired: CFA-'16 | 2016 GP/GS (Playoffs): 12/6 (2/0) | Career GP/GS (Playoffs): 12/6 (2/0)
 Teams: Houston 2016-17

93

TRANSACTIONS:

Signed by the Houston Texans as a college free agent on May 5, 2016.

2016 (Houston 12/6, 2/0):

- Inactive for Weeks 1 and 2
- Made his regular season NFL debut and contributed with one tackle at New England (9/22) in Week 3
- Inactive for Week 4 vs. Tennessee (10/2)
- Played 17 snaps on defense and made one solo tackle at Minnesota (10/9) in Week 5
- Saw action as a reserve defensive end vs. Indianapolis (10/16) in Week 6
- Inactive for Week 7 at Denver (10/24)
- Played as a reserve defensive end vs. Detroit (10/30) in Week 8 and at Jacksonville (11/13) in Week 10
- Made his first career start at Oakland (11/21) in Week 11 but did not record any statistics
- Started at defensive end and logged one tackle and his first career quarterback hit vs. San Diego (10/27) in Week 12
- Made one tackle at Green Bay (12/4) in Week 13
- Recorded one quarterback hit at Indianapolis (12/11) in Week 14
- Logged his fourth start of the season and made one solo tackle vs. Jacksonville (12/18) in Week 15
- Became the first undrafted rookie and sixth overall rookie in franchise history (first since OLB Whitney Mercilus in 2012) with 2.0 sacks in a game when he brought down Titans QB Matt Cassel in the first and fourth quarters at Tennessee (1/1/17) in Week 17
- His 2.0-sack game at Tennessee (1/1/17) made him the only undrafted rookie in the NFL to accomplish the feat in 2016 and made him just the 35th player in league history to do so since sacks became an official statistic in 1982
- Made two solo tackles in his first career postseason game vs. Oakland (1/7/17) in the AFC Wild Card round

COLLEGE:

- Played four seasons (2012-15) at Michigan State University in East Lansing, Mich. after redshirting the 2011 campaign
- Three-year letterwinner played in 39 career games, including 24 starts for the Spartans
- Two-year starter on the defensive line (2014-15)
- Had 60 career tackles, including 10.5 for losses and 4.5 sacks
- Named honorable mention All-Big Ten (media) as a senior in 2015 after recording a career-high 31 tackles, including 5.5 for losses (26 yards) and 2.0 sacks (11 yards)
- Earned his bachelor's degree in interdisciplinary studies in social science in December 2015
- Collected six tackles in two bowl games (2015 Cotton, 2015 College Football Playoff Semifinal at Cotton Bowl)
- Had a productive game in the 2015 Cotton Bowl Classic win over No. 4 Baylor, tallying three stops
- Graduated with a bachelor's degree in criminal justice

PERSONAL:

- Attended Mount Healthy Jr/Sr High School in Cincinnati
- Represented the Ohio All-Stars in the June 2011 Big 33 Classic in Hershey, Pennsylvania
- Rated among the nation's top defensive ends by Scout.com (No. 26)
- Named to SuperPrep's and PrepStar's All-Midwest Teams
- Ranked among Ohio's top seniors by Rivals.com (No. 49)
- Three-year starter for Coach Arvie Crouch
- Two-time first-team All-Ohio (Division II) selection by The Associated Press
- Named AP All-Ohio Division II Co-Defensive Player of the Year as a senior
- Two-time first-team AP Southwest All-District pick
- Selected AP Southwest All-District Defensive Player of the Year in 2010
- Two-time first-team all-conference choice
- Voted Fort Ancient Valley Conference Co-Athlete of the Year as a senior

2016 STATISTICS

REGULAR SEASON				TACKLES					SACKS		INTERCEPTIONS					FUMBLES			
Date	Opp	GP	GS	Tot	Solo	Asst	QBH	TFL	Sk	Yds	Int	Yds	Lg	TD	PD	FF	FR	Yds	TD
9/11	CHI																		
9/18	KC																		
9/22	at NE	1	0	1	0	1	0	0	0.0	0.0	0	0	0	0	0	0	0	0	0
10/2	TEN																		
10/9	at MIN	1	0	1	1	0	0	0	0.0	0.0	0	0	0	0	0	0	0	0	0
10/16	IND	1	0	0	0	0	0	0	0.0	0.0	0	0	0	0	0	0	0	0	0
10/24	at DEN																		
10/30	DET	1	0	0	0	0	0	0	0.0	0.0	0	0	0	0	0	0	0	0	0
11/13	at JAX	1	1	0	0	0	0	0	0.0	0.0	0	0	0	0	0	0	0	0	0
11/21	at OAK	1	1	0	0	0	0	0	0.0	0.0	0	0	0	0	0	0	0	0	0
11/27	SD	1	1	1	0	1	1	1	0.0	0.0	0	0	0	0	0	0	0	0	0
12/4	at GB	1	0	1	0	1	0	0	0.0	0.0	0	0	0	0	0	0	0	0	0
12/11	at IND	1	0	0	0	0	1	0	0.0	0.0	0	0	0	0	0	0	0	0	0
12/18	JAX	1	1	1	1	0	0	0	0.0	0.0	0	0	0	0	0	0	0	0	0
12/24	CIN	1	1	0	0	0	0	0	0.0	0.0	0	0	0	0	0	0	0	0	0
1/1/17	at TEN	1	1	3	3	0	2	2	2.0	11.0	0	0	0	0	0	0	0	0	0
Totals		12	6	8	5	3	4	2	2.0	11.0	0	0	0	0	0	0	0	0	0
POSTSEASON																			
Date	Opp	GP	GS	Tot	Solo	Asst	QBH	TFL	Sk	Yds	Int	Yds	Lg	TD	PD	FF	FR	Yds	TD
1/7/17	OAK (WC)	1	0	2	2	0	0	0	0.0	0.0	0	0	0	0	0	0	0	0	0
1/14/17	at NE (DIV)	1	0	0	0	0	0	0	0.0	0.0	0	0	0	0	0	0	0	0	0
Totals		2	0	2	2	0	0	0	0.0	0.0	0	0	0	0	0	0	0	0	0

- Produced 5.0 sacks in 2010
- Named to Cincinnati Enquirer's All-Area (Division II-VI) Team as a junior
- Recorded 41 tackles (22 solos, 19 assists) in 2009, finishing third in the conference with 6.5 sacks



DeANDRE HOPKINS

(dee-ANDRE)

WIDE RECEIVER | 6-1 | 210 | CLEMSON

Hometown: Central, S.C. | 5th NFL Season | 5th with Texans | Age: 25

Acquired: D1-'13 | 2016 GP/GS (Playoffs): 16/16 (2/2) | Career GP/GS (Playoffs): 64/64 (3/3)

Teams: Houston 2013-17

10

TRANSACTIONS:

Selected by the Houston Texans with the 27th pick in the first round (27th overall) of the 2013 NFL Draft.

HONORS:

- 2013 PFWA All-Rookie Team
- 2013 Texans Rookie of the Year
- NFL Offensive Rookie of the Month (Sept. 2013)
- AFC Offensive Player of the Week (Week 6, 2015)
- 2015 Pro Bowl
- 2015 AP NFL All-Pro Second Team

CAREER:

- Ranks third in franchise history with 4,487 yards receiving, fourth with 23 receiving touchdowns, and fourth with 317 receptions
- Currently the Texans all-time leader in yards per reception at 14.2
- Has 13 100-yard games in his career, which is second-most in franchise history and ties Andre Johnson (13 from 2003-06) for the most 100-yard receiving games in the first four years of a player's career in franchise history
- Extended his streak of consecutive regular season games started to 64, which ranks second among all active NFL wide receivers, and has caught a pass in all 64 games played
- Owns the third-most career receiving yards (201) in Texans postseason history
- Passed WR Andre Johnson (3,953 from 2003-06) for the most receiving yards by a Texans player in the first four seasons of his career, vs. Detroit (10/30/16)
- Passed Andre Johnson (311 from 2003-06) for the most receptions (312) in the first four years of a player's career in Texans history, at Tennessee (1/1/17)
- His 11 receptions and 136 receiving yards in the playoffs are the fourth-highest totals in Texans postseason history
- At 23 years, 169 days old, became the third-youngest player in NFL history to reach 200 career receptions and 3,000 career receiving yards, behind only WR Larry Fitzgerald (23 years, 108 days) and WR David Boston (23 years, 126 days)
- Became the third wide receiver in NFL history at age 23-or-younger with 1,400 receiving yards and 11 receiving touchdowns in a season (Issac Bruce, Randy Moss)
- Became the first player in NFL history with at least nine catches and 145 receiving yards in three consecutive games (Weeks 4-6, 2015)
- Passed WR Andre Johnson for the most receptions (239), receiving yards (3,533), receiving touchdowns (19) and 100-yard receiving games (11) in a player's first three seasons in franchise history
- Set a franchise record for the most receiving touchdowns in a single season (10) in 2015, surpassing WR Andre Johnson's previous record of nine in 2009
- The 25th player in NFL history to amass 2,000 yards receiving through his first two seasons
- Became the second player in franchise history to eclipse the 1,000-yard mark in 2014 (WR Andre Johnson 2004, 06, 2008-10, 2012-13). Accomplished the feat vs. Tennessee (11/30/14) in the 12th game of the season
- Reached 1,000 career yards receiving in his 19th game
- Reached 2,000 career yards receiving in his 31st game. The second youngest (22 years, 198 days) player in NFL history to reach 2,000 yards
- Became the fastest player in team history to reach 3,000 receiving yards, doing so in his 42nd career game. The previous record was held by Andre Johnson (48 games)
- Reached 100 career catches in his 27th game
- Became the fastest player in team history to reach 200 receptions, doing so in his 42nd career game. The previous record was held by WR Andre Johnson (43 games)

2016 STATISTICS

REGULAR SEASON

Date	Opp	GP	GS	RECEIVING					RUSHING				
				Rec	Yds	Avg	Lg	TD	Att	Yds	Avg	Lg	TD
9/11	CHI	1	1	5	54	10.8	23t	1	0	0	0.0	0	0
9/18	KC	1	1	7	113	16.1	35	1	0	0	0.0	0	0
9/22	at NE	1	1	4	56	14.0	16	0	0	0	0.0	0	0
10/2	TEN	1	1	1	4	4.0	4	0	0	0	0.0	0	0
10/9	at MIN	1	1	5	56	11.2	25	1	0	0	0.0	0	0
10/16	IND	1	1	9	71	7.9	12	0	0	0	0.0	0	0
10/24	at DEN	1	1	5	36	7.2	12	0	0	0	0.0	0	0
10/30	DET	1	1	4	44	11.0	14	0	0	0	0.0	0	0
11/13	at JAX	1	1	5	48	9.6	16	0	0	0	0.0	0	0
11/21	at OAK	1	1	5	58	11.6	24	0	0	0	0.0	0	0
11/27	SD	1	1	5	70	14.0	19	0	0	0	0.0	0	0
12/4	at GB	1	1	3	58	19.3	44t	1	0	0	0.0	0	0
12/11	at IND	1	1	2	33	16.5	22	0	0	0	0.0	0	0
12/18	JAX	1	1	8	87	10.9	16	0	0	0	0.0	0	0
12/24	CIN	1	1	3	43	14.3	21	0	0	0	0.0	0	0
1/1/17	at TEN	1	1	7	123	17.6	51	0	0	0	0.0	0	0
Totals		16	16	78	954	12.2	51	4	0	0	0.0	0	0

POSTSEASON

Date	Opp	GP	GS	Rec	Yds	Avg	Lg	TD	Att	Yds	Avg	Lg	TD
1/7/17	OAK (WC)	1	1	5	67	13.4	38	1	0	0	0.0	0	0
1/14/17	at NE (DIV)	1	1	6	65	10.8	19	0	0	0	0.0	0	0
Totals		2	2	11	132	12.0	38	1	0	0	0.0	0	0

ADDITIONAL STATISTICS

Misc. Tackles: 6 | Postseason Misc. Tackles: 1

CAREER STATISTICS

REGULAR SEASON

Year	Team	GP	GS	RECEIVING					RUSHING				
				Rec	Yds	Avg	Lg	TD	Att	Yds	Avg	Lg	TD
2013	HOU	16	16	52	802	15.4	66	2	0	0	0.0	0	0
2014	HOU	16	16	76	1,210	15.9	76t	6	0	0	0.0	0	0
2015	HOU	16	16	111	1,521	13.7	61t	11	0	0	0.0	0	0
2016	HOU	16	16	78	954	12.2	51	4	0	0	0.0	0	0
Totals		64	64	317	4,487	14.2	76t	23	0	0	0.0	0	0

POSTSEASON

Year	Team	GP	GS	Rec	Yds	Avg	Lg	TD	Att	Yds	Avg	Lg	TD
2015	HOU	1	1	6	69	11.5	17	0	0	0	0.0	0	0
2016	HOU	2	2	11	132	12.0	38	1	0	0	0.0	0	0
Totals		3	3	17	201	11.8	38	1	0	0	0.0	0	0

ADDITIONAL STATISTICS

Regular Season Misc. Tackles (14): 2013 - 3; 2014 - 1; 2015 - 4; 2016 - 6 | Postseason Misc. Tackles (2): 2015 - 1; 2016 - 1

CAREER GAME HIGHS

Receptions: 11 vs. IND, 10/8/15 (169 yards) | Receiving Yards: 238 vs. TEN, 11/30/14 (9 receptions)
Receiving Touchdowns: 2, 4x - last: vs. NYJ, 11/22/15 | Receiving Long: 76t vs. WAS, 9/7/14

- Became the first player in team history to accumulate 1,000 receiving yards in the first 10 games of a season (2015)
- Second player under the age of 24 to amass 3,500 career receiving yards (Randy Moss)
- Had a career-high 238 yards vs. Tennessee (11/30/14), which was the fourth 200-yard receiving game in franchise history. Averaged 26.4 yards per reception, which was the highest single-game average for a player with at least five receptions in franchise history
- His six 100-yard games in 2015 tied for the second-most in a season in franchise history
- Had a streak of four consecutive 100-yard receiving games from Week 3 to 6 in 2015, which is tied for the longest in franchise history
- Became the second player in franchise history to record a 100-catch season in 2015
- Had 81 receptions through 11 games in 2015, which was the most by any player 23-or-younger in NFL history

DeANDRE HOPKINS

- In 2015, set single-season career highs in receptions (111), receiving yards (1,521), receiving touchdowns (11) and 100-yard receiving games (six) in 2015. Ranked third in the NFL in receptions and receiving yards and tied for seventh in receiving touchdowns
- Finished the 2015 regular season with the third-most receptions (111), fourth-most receiving yards (1,521) and the most receiving touchdowns (11) in a single season in franchise history

2016 (Houston 16/16, 2/2):

- Finished tied for second in the NFL in third-down receptions (28), tied for 24th in receptions (78) and 29th in receiving yards (954)
- Led the team in receptions, receiving yards and tied for the lead in touchdowns
- Finished tied for the team lead with five receptions for 54 yards and a touchdown in the season opener vs. Chicago (9/11)
- Scored on a 23-yard touchdown pass in the second quarter, marking his 20th career touchdown reception and third straight season opener (2014-16) with a touchdown, vs. Chicago (9/11)
- Also recorded his fourth career touchdown in Week 1 games, which passes former Texans WR Andre Johnson for the most in team history, vs. Chicago (9/11)
- Led the team with seven receptions for 113 yards and a touchdown, which marked his 12th career 100-yard receiving performance, vs. Kansas City (9/18)
- Led the team with a season-high nine receptions, his most in a single game since Week 6 of the 2015 season, for 71 yards vs. Indianapolis (10/16) in Week 6
- Finished second on the team with four receptions for a team-leading 44 yards vs. Detroit (10/30) in Week 8
- Passed Andre Johnson (3,953 from 2003-06) for the most receiving yards by a Texans player in the first four seasons of his career, vs. Detroit (10/30)
- Surpassed 4,000 receiving yards for his career with a team-high five receptions for 48 yards at Jacksonville (11/13) in Week 10
- Finished second on the team with five receptions for 58 yards at Oakland (11/21) in Week 11
- Led the team with five receptions for 70 yards, averaging 14.0 yards per catch, vs. San Diego (11/27) in Week 12
- Finished with three receptions for 58 yards, including a 44-yard touchdown grab in the fourth quarter that marked his longest reception of the season, at Green Bay (12/4) in Week 13
- Led the team with eight receptions for 87 yards, as he surpassed 300 receptions for his career, vs. Jacksonville (12/18) in Week 15
- Totaled three receptions for a team-leading 43 receiving yards vs. Cincinnati (12/24)
- Recorded seven receptions for a season-high 123 yards, marking his second 100-yard game of the season, at Tennessee (1/1/17) in Week 17
- Led the team with five receptions for 67 yards and his first career postseason touchdown vs. Oakland (1/7/17) in the AFC Wild Card round
- Posted team highs of six receptions for 65 yards at New England (1/14/17) in the AFC Divisional round

2015 (Houston 16/16, 1/1):

- Earned Pro Bowl and Associated Press NFL All-Pro Second Team honors
- Started all 16 games and set career highs with 111 receptions, 1,521 yards, six 100-yard receiving games and a franchise-record 11 receiving touchdowns
- Ranked third in the NFL in receptions and yards and tied for seventh in receiving touchdowns
- Finished the regular season with the third-most receptions, fourth-most receiving yards and the most receiving touchdowns in a single season in franchise history
- Passed WR Andre Johnson for the most receptions (239), receiving yards (3,533), receiving touchdowns (19) and 100-yard receiving games (11) in a player's first three seasons in franchise history
- Led both teams with 98 receiving yards and two receiving touchdowns on nine receptions vs. Kansas City (9/13). Scored 14 total points (two receiving touchdowns, one two-point conversion), which was the second-highest single-game total by a wide receiver in team history. Caught a touchdown pass in his third consecutive home opener (2013-15). Passed RB Arian Foster (2,041) for the fourth-most career receiving yards in team history
- Finished with five receptions for 53 yards at Carolina (9/20)
- Led the team with eight receptions for 101 yards (12.6 avg.) and a touchdown vs. Tampa Bay (9/27). Had three receiving touchdowns in the first three games, which tied for the most by a Texans player through the first three games of a season. Tied WR Jacoby Jones (11) for the seventh-most career touchdown receptions in team history
- Recorded 157 receiving yards with nine receptions at Atlanta (10/4). Posted back-to-back 100-yard receiving games for the first time in his career (Weeks 3-4)
- Led the team with a career-high 11 catches for 169 yards and posted his first career game with 10-or-more receptions vs. Indianapolis (10/8)
- Caught 10 passes for 148 yards and two touchdowns at Jacksonville (10/18). Recorded his fourth consecutive 100-yard receiving game, which tied the franchise record (WR Andre Johnson, 2008). Became the first player in NFL history with at least nine catches and 145 receiving yards in three consecutive games (Weeks 4-6). Had the second-most receptions (52) and fourth-most yards (726) through six games in NFL history. Second player in team history with back-to-back games with 10 catches. Tied WR Corey Bradford (five) for the most receiving touchdowns in the first six games of a season in Texans history. Passed WR Jabar Gaffney (171) for the fifth-most career receptions in team history. Passed RB Steve Slaton (2,643) for the sixth-most career scrimmage yards in team history

- Passed WR Andre Johnson (35 in 2006) for the second-most receptions in a single October in Texans history. Finished the month with 36 receptions for 524 yards and two touchdowns. His receiving yards totals also ranked as the second-most in October in team history
- Caught six passes for 50 yards in the game at Miami (10/25). Ended a streak of consecutive 100-yard receiving games at four, which tied the franchise record (Weeks 3-6)
- Led the team with eight receptions for 94 yards and a touchdown vs. Tennessee (11/1). Passed WR Andre Johnson (2,806) for the most receiving yards in a player's first three seasons in franchise history. Caught a 21-yard touchdown pass from QB Brian Hoyer in the first quarter to give the team a 7-3 lead
- Caught five passes for 57 yards and a touchdown at Cincinnati (11/16). Set a single-season career-high in touchdown receptions, surpassing his previous high of six in 2014. Passed RB Arian Foster (14) for the fifth-most career receiving touchdowns in Texans history
- Led the team with five catches for 118 yards (23.6 avg.) and two touchdowns vs. N.Y. Jets (11/22). Scored a 61-yard receiving touchdown in the second quarter, the second-longest touchdown reception of his career. Scored again on a 20-yard pass in the third quarter to give the team a 24-10 lead
- At 23 years, 169 days old, became the third-youngest player in NFL history to reach 200 career receptions and 3,000 career receiving yards, behind only WR Larry Fitzgerald (23 years, 108 days) and WR David Boston (23 years, 126 days)
- Became the fastest player in team history to reach 200 receptions, doing so in his 42nd career game. The previous record was held by WR Andre Johnson (43 games)
- Became the fastest player in team history to reach 3,000 receiving yards, doing so in his 42nd career game. The previous record was held by WR Andre Johnson (48 games)
- Became the first player in team history to accumulate 1,000 receiving yards in the first 10 games of a season
- Notched his 10th career 100-yard receiving game, passing WR Andre Johnson (nine) for the most 100-yard receiving games in a player's first three seasons in team history
- Tied TE Owen Daniels (four) for the second-most career multiple-touchdown games in Texans history
- Tied WR Andre Johnson (three in 2009) for the most multiple-touchdown games in a single season in team history
- Caught five passes for 36 yards vs. New Orleans (11/29). Passed WR Andre Johnson (208) for the most receptions in a player's first three seasons in team history. His 81 receptions were the most by any player 23-or-younger through 11 team games in NFL history, according to Elias. Set a single-season career-high in receptions, surpassing his previous best of 76 in 2014
- Caught five passes for 88 yards and a touchdown at Buffalo (12/6). Scored on a 29-yard pass from QB Brian Hoyer in the fourth quarter to tie the game at 21
- Caught three passes for 52 yards (17.3 avg.), including a long of 40 yards, vs. New England (12/13). Set a single-season career-high in receiving yards, surpassing his previous high of 1,210 receiving yards in 2014
- Led the team with eight receptions for 94 yards at Indianapolis (12/20)
- Led the team with seven receptions for 117 yards, including a long reception of 44 yards, and a touchdown at Tennessee (12/27). With his third reception of the game in the second quarter, became the second player in franchise history to record a 100-catch season. Passed WR Andre Johnson (103 in 2006) for the fourth-most receptions in a single season in team history. Passed WR Andre Johnson (1,407 in 2013) for the fourth-most receiving yards in a single season in Texans history. Scored his 11th touchdown of the season and 19th of his career on a 15-yard reception from QB Brandon Weeden in the third quarter, which was a franchise record for the most receiving touchdowns in a single season. Increased his season totals to 104 receptions for 1,432 yards and 11 touchdowns. Logged his sixth 100-yard game of the season, which tied for the second-most such games in a season in franchise history
- Became just the third wide receiver in NFL history at age 23-or-younger with 1,400 receiving yards and 11 receiving touchdowns in a season (WR Issac Bruce, WR Randy Moss)
- Led the team with seven receptions for 89 yards, including a long of 20 yards vs. Jacksonville (1/3/16)
- Extended his streak of consecutive regular season games started to 48, which ranked second among all active NFL wide receivers
- Caught a pass in his 48th straight regular season game
- In his first career playoff start, led the team with six receptions for 69 yards in the AFC Wild Card Game vs. Kansas City (1/9/16). His receiving yardage total ranked as the sixth-highest mark in a postseason game in Texans history, while his reception total ranked seventh

2014 (Houston 16/16):

- Named a Pro Bowl alternate after becoming the second player in franchise history to eclipse the 1,000-yard mark. Finished his second NFL season with 76 catches for 1,210 yards and six touchdowns
- Hauled in a career long 76-yard touchdown in the second quarter in a win vs. Washington (9/7). Finished the game with four receptions for 89 yards
- Scored a 12-yard touchdown and finished with 22 yards at Oakland (9/14)
- Registered a six-catch, 116-yard performance and went over the 1,000-yard mark for his career against the N.Y. Giants (9/21) in Week 3. Recorded the second 100-yard game of his career
- Set a career high for touchdowns in a season (3) when he caught a 35-yard touchdown pass against Buffalo (9/28) in Week 4. Finished the game with five catches for 64 yards
- Led the team with six receptions for 63 yards at Dallas (10/5) in Week 5
- Posted his third career game with 100 yards receiving, catching six passes for 108 yards at Pittsburgh (10/20) in Week 7

DeANDRE HOPKINS

- Moved into eighth place on the franchise's yards receiving list with five receptions for 95 yards at Tennessee (10/26) in Week 8. Entered the game with 1,276 yards receiving and passed RB Domanick Williams (1,276) and TE Joel Dreessen (1,323)
- Recorded his third 100-yard receiving game of the season and fourth of his career vs. Philadelphia (11/2) in Week 9. Caught six passes for 115 yards and a touchdown and tied TE Owen Daniels for the second-most 100-yard receiving games in franchise history with four. Recorded Houston's fourth takeaway of the game, recovering LB DeMeco Ryans' fumble at the Philadelphia 7-yard line in the fourth quarter
- Caught four passes for 80 yards with a long of 41 at Cleveland (11/16) in Week 11
- Caught his 100th career pass and passed his single-season career high (802 yards) in Week 12 vs. Cincinnati. Finished with five catches for 39 yards
- Had career-highs of 238 yards receiving, two touchdowns receiving and nine receptions vs. Tennessee (11/30) in Week 13. It was the fourth 200-yard receiving game and second highest total in franchise history. Averaged 26.4 yards per reception, the highest single-game average for a player with at least five receptions in franchise history. Tied a franchise single-game record with four receptions of 25-plus yards. Became the second player in franchise history to eclipse the 1,000-yard mark in franchise history. Had 117 yards receiving in the first half and 121 in the second half, the first time in his career he had over 100 yards in a single half
- Made four catches for 49 yards at Jacksonville (12/7) in Week 14. Also recovered an offensive fumble to keep a drive alive
- Led all receivers with five receptions for 77 yards at Indianapolis (12/14) in Week 15
- Caught five passes for 38 yards vs. Baltimore (12/21). Became the fifth player in franchise history with more than 2,000 receiving yards and the second-youngest (22 years, 198 days) player in NFL history to reach 2,000 yards receiving. Became the 25th player in NFL history with 2,000 yards receiving through his first two seasons

2013 (Houston 16/16):

- Started all 16 games at wide receiver and finished the season with 52 receptions for 802 yards (15.4 avg.), ranking second in both categories among rookies in franchise history to Andre Johnson's 66 receptions for 976 yards in 2003
- Earned a spot on the PFWA All-Rookie Team and was voted the Texans Rookie of the Year by teammates
- Caught at least one pass in all 16 games
- Named NFL Offensive Rookie of the Month in September after finishing the month with 20 receptions for 270 yards (13.5 avg.) and a touchdown
- Made his first career start at wide receiver in his NFL debut and recorded five receptions for 66 yards (13.2 avg.) at San Diego (9/9) in Week 1
- Recorded seven receptions for 117 yards (16.7 avg.) and the game-winning touchdown in overtime vs. Tennessee (9/15) to become the youngest player in NFL history to score the game-winning touchdown in overtime at 21 years and 101 days
- Had the second-most yards receiving ever by a Texans rookie vs. Tennessee in Week 2, (WR Andre Johnson, 122 at Buffalo, 11/16/03) and tied for the second-most receptions by a rookie in franchise history
- Recorded a game-high six receptions for 60 yards at Baltimore (9/22) in Week 3
- Recorded three receptions for 76 yards (25.3 avg.) and a touchdown at Kansas City (10/20) in Week 7
- Recorded a game-high six receptions for 69 yards (11.5 avg.) at Arizona (11/10)
- Caught two passes for 77 yards (38.5 avg.), including a career-long and franchise-long reception by a rookie 66-yarder vs. New England (12/1) in Week 13

COLLEGE:

- Played three seasons (2010-12) at Clemson (S.C.) University
- Appeared in 39 games, starting 32 contests for the Tigers
- Had 206 receptions for 3,020 yards (14.7 avg) and 27 touchdowns, adding 32 yards on a pair of kickoff returns and 82 yards on 12 punt returns (6.8 avg), to amass 3,134 all-purpose yards, an average of 80.4 yards per game
- The only player in Clemson history with multiple 100-yard receiving performances in bowl games (105 vs. South Florida in the 2010 Meineke Car Care Bowl; 107 vs. West Virginia in the 2012 Orange Bowl; 191 yards vs. Louisiana State in the 2012 Chick-fil-A Bowl), as he tallied 32 receptions for 403 yards and three touchdowns in three postseason appearances
- His 206 receptions rank seventh in Atlantic Coast Conference history and second on the school career list, topped by only WR Aaron Kelly (232; 2005-08), as they are the only Tigers to ever catch 200 passes for the university
- His 3,020 receiving yards are the sixth-highest total by an ACC player and set a school record, breaking the previous mark of 2,733 yards by WR Aaron Kelly
- Was the sixth player from an ACC institution to gain 3,000 yards receiving in a career, joining WR Conner Vernon of Duke (3,749; 2009-12), WR Peter Warrick of Florida State (3,517; 1996-99), WR Torry Holt of North Carolina State (3,379; 1995-98), WR Clarkston Hines of Duke (3,318; 1986-89) and WR Jericho Cotchery of North Carolina State (3,119; 2000-03)
- His 27 touchdown grabs tied WR Herman Moore of Virginia (1988-90) for eighth on the ACC all-time record chart, as it also set a school record
- Majored in community recreation, sport and camp management

PERSONAL:

- Attended D.W. Daniel High School in Central, S.C., playing football for Head Coach Randy Robinson
- Registered 57 receptions for 1,266 yards and 18 touchdowns on offense and 28 interceptions, returning five for touchdowns on defense
- Had 11 punt returns for 289 yards and three touchdowns, along with two kickoff returns for 119 yards and one score as a senior
- Rated the 12th-best receiver in the nation and the state's eighth-best overall prospect by Rivals.com, and was the 14th-ranked cornerback by Scout.com and ESPN rated him the 29th-best athlete
- Super Prep's sixth-ranked athlete in the state, he received All-State first-team honors from the Charlotte Observer and The State, adding All-Southern honors from the Orlando Sentinel
- A finalist for state "Mr. Football" accolades, he was twice named All-State (defense) by the Associated Press
- Participated in the Offense-Defense All American game and the Shrine Bowl
- Two-time Seneca Daily Journal Player-of-the-Year and Anderson Independent Player-of-the-Year choice, in addition to receiving Class AAA All-State honors from the High School Sports Report as a junior and senior
- Added co-region player-of-the-year recognition as a senior and was a three-time all-region pick
- Led D.W. Daniel High to a 37-4 record during his gridiron career
- Was also a four-year starter for the school's basketball team, a three-time All-State choice who tallied more than 1,300 points, 400 rebounds, 600 assists, and 200 steals in his career
- Uncle, the late Terry Smith, had 162 receptions as a Clemson Tiger from 1990-93



AKEEM HUNT

RUNNING BACK | 5-10 | 185 | PURDUE

Hometown: Covington, Ga. | 3rd NFL Season | 3rd with Texans | Age: 24
 Acquired: FA-'15 | 2016 GP/GS (Playoffs): 8/0 (2/0) | Career GP/GS (Playoffs): 15/1 (3/0)
 Teams: N.Y. Giants 2015; Baltimore 2015; Houston 2015-17

33

TRANSACTIONS:

Signed by the New York Giants as a college free agent on May 7, 2015...Signed to the Baltimore Ravens practice squad on Oct. 13, 2015...Released from the Ravens practice squad on Oct. 20, 2015...Signed to the Houston Texans practice squad on Nov. 3, 2015...Signed to the Texans active roster on Nov. 21, 2015...Waived by the Texans on Sept. 3, 2016...Signed to the Texans practice squad on Sept. 4, 2016.

2016 (Houston 8/0, 2/0):

- Tied for fifth on the team with seven special teams tackles
- Spent Weeks 1-9 on the Texans practice squad
- Elevated to the active roster on Nov. 12
- Made his season debut and set single-game career highs in rushing attempts (eight) and yards (52), averaging 6.5 yards per carry, at Jacksonville (11/13) in Week 10
- Recorded a career-long 39-yard kickoff return in the fourth quarter at Oakland (11/21) in Week 11 that was also the Texans' longest kickoff return in 2016
- Registered 19 yards on two carries, averaging 9.5 yards per attempt, with a long run of 16 yards vs. San Diego (11/27) in Week 12
- Logged three kickoff returns for 66 yards, averaging 22.0 yards per return, at Green Bay (12/4) in Week 13
- Registered a season-long 19-yard run and returned two kickoffs for 36 yards (18.0 avg.) at Indianapolis (12/11) in Week 14
- Rushed three times for 15 yards, giving him 103 yards on 19 carries for the season, both of which are career highs, vs. Jacksonville (12/18) in Week 15
- Logged a season-long 24-yard reception in the fourth quarter and set a career high with 28 receiving yards and three special teams tackles vs. Cincinnati (12/24) in Week 16
- Tied for the team lead with a career-high two special teams tackles and returned two kickoffs for 29 yards at Tennessee (1/1/17) in Week 17
- Returned his first career postseason kickoff for 17 yards vs. Oakland (1/7/17) in the AFC Wild Card round
- Made the first two postseason receptions of his career for 15 yards in addition to returning two kickoffs for 40 yards at New England (1/14/17) in the AFC Divisional round

2015 (Houston 7/1, 1/0):

- Originally signed as a rookie free agent with the N.Y. Giants on May 7
- Signed to the Texans active roster (11/21) after spending time on the practice squad
- Played in his first career game and rushed for two yards on his first career carry vs. N.Y. Jets (11/22)
- Finished with three carries for 27 yards (9.0 avg.) in the game vs. New Orleans (11/29)
- Notched a career-long 12-yard rush in the first quarter vs. New Orleans (11/29)
- Returned his first career kickoff for a gain of 19 yards in the fourth quarter vs. New England (12/13)
- Registered a career-long 21-yard run in the first quarter at Indianapolis (12/20)
- Finished with 26 rushing yards at Indianapolis (12/20)
- Posted a single-game career-high 28 rushing yards on three carries (9.3 avg.), including a career-long of 25 yards vs. Jacksonville (1/3/16) in his first career start

COLLEGE:

- Played four seasons (2011-14) at Purdue University in West Lafayette, Ind.
- Saw action in 49 games and made 17 starts for the Boilermakers
- Career totals included 371 rushing attempts for 2,035 yards (5.5-yard avg.) and 11 touchdowns, 100 receptions for 841 yards and six scores, and 74 kickoff returns for 1,747 yards (23.6-yard average) and six touchdowns

2016 OFFENSIVE STATISTICS

REGULAR SEASON				RUSHING						RECEIVING					
Date	Opp	GP	GS	Att	Yds	Avg	Lg	TD		Rec	Yds	Avg	Lg	TD	
9/11	CHI														
9/18	KC														
9/22	at NE														
10/2	TEN														
10/9	at MIN														
10/16	IND														
10/24	at DEN														
10/30	DET														
11/13	at JAX	1	0	8	52	6.5	17	0		1	1	1.0	1	0	
11/21	at OAK	1	0	5	-2	-0.4	5	0		0	0	0.0	0	0	
11/27	SD	1	0	2	19	9.5	16	0		0	0	0.0	0	0	
12/4	at GB	1	0	0	0	0.0	0	0		0	0	0.0	0	0	
12/11	at IND	1	0	1	19	19.0	19	0		0	0	0.0	0	0	
12/18	JAX	1	0	3	15	5.0	7	0		0	0	0.0	0	0	
12/24	CIN	1	0	1	6	6.0	6	0		2	28	14.0	24	0	
1/1/17	at TEN	1	0	0	0	0.0	0	0		0	0	0.0	0	0	
Totals		8	0	20	109	5.5	19	0		3	29	9.7	24	0	

POSTSEASON

Date	Opp	GP	GS	Att	Yds	Avg	Lg	TD		Rec	Yds	Avg	Lg	TD	
1/7/17	OAK (WC)	1	0	0	0	0.0	0	0		0	0	0.0	0	0	
1/14/17	at NE (DIV)	1	0	0	0	0.0	0	0		2	15	7.5	13	0	
Totals		2	0	0	0	0.0	0	0		2	15	7.5	13	0	

ADDITIONAL STATISTICS

Special Teams Tackles: 7 | Postseason Special Teams Tackles: 1

CAREER OFFENSIVE STATISTICS

REGULAR SEASON				RUSHING						RECEIVING					
Year	Team	GP	GS	Att	Yds	Avg	Lg	TD		Rec	Yds	Avg	Lg	TD	
2015	HOU	7	1	17	96	5.6	25	0		6	39	6.5	27	0	
2016	HOU	8	0	20	109	5.5	19	0		3	29	9.7	24	0	
Totals		15	1	37	205	5.5	25	0		9	68	7.6	27	0	

POSTSEASON				Att	Yds	Avg	Lg	TD		Rec	Yds	Avg	Lg	TD	
2015	HOU	1	0	1	0	0.0	0	0		0	0	0.0	0	0	
2016	HOU	2	0	0	0	0.0	0	0		2	15	7.5	13	0	
Totals		3	0	1	0	0.0	0	0		2	15	7.5	13	0	

ADDITIONAL CAREER STATISTICS

Returned one kickoff for 19 yards vs. New England (12/13/15)

CAREER GAME HIGHS

Rushing Attempts: 8 at JAX, 11/13/16 | Rushing Yards: 52 at JAX, 11/13/16 | Rushing Long: 25 vs. JAX, 1/3/15
 Receptions: 2, 2x – last: vs. CIN, 12/24/16 | Receiving Yards: 28 vs. CIN, 12/24/16 | Receiving Long: 27 vs. JAX, 1/3/16

- As a senior in 2014, played in 12 games with seven starts and had career-high totals of 173 rushing attempts for 949 yards (5.5-yard avg.) and six touchdowns and 48 catches for 293 yards
- In his junior season in 2013, played in 12 games with nine starts and led the team with 464 rushing yards on 123 carries and was 2nd with 38 receptions for 340 yards
- Returned 24 kickoffs for 626 yards and one touchdown in 2013
- In 2012, appeared in all 13 games as a reserve and rushed 42 times for 335 yards and two touchdowns (8.0 ypc)
- Caught 13 passes for 204 yards and two touchdowns and returned 39 kickoffs for 867 yards and one touchdown (22.2 ypr)
- Averaged 108.3 all-purpose yards per game in 2012
- Appeared in 12 games as a reserve in 2011 and finished third on the team in rushing with 287 yards and two touchdowns on merely 33 carries (8.7 avg.)
- Movement and sports sciences major

AKEEM HUNT

PERSONAL:

- Averaged 5.7 yards per carry as a senior at Newton High School in Covington, Ga., gaining 654 yards on 115 rushes with seven touchdowns
- Caught 15 passes for 231 yards (15.4 average) and two scores
- Team offensive MVP as a senior
- Rushed for 679 yards and seven touchdowns on 114 carries as a junior
- Averaged 4.7 yards per carry and caught nine passes for 47 yards (5.2 average)
- Coach was Cortez Allen
- Given name is Akeem Bernard Hunt
- Born Feb. 22, 1993

2016 RETURN STATISTICS

REGULAR SEASON			KICKOFFS					PUNTS					
Date	Opp	GP	KR	Yds	Avg	Lg	TD	PR	Yds	Avg	Lg	TD	FC
9/11	CHI												
9/18	KC												
9/22	at NE												
10/2	TEN												
10/9	at MIN												
10/16	IND												
10/24	at DEN												
10/30	DET												
11/13	at JAX	1	0	0	0.0	0	0	0	0	0.0	0	0	0
11/21	at OAK	1	1	39	39.0	39	0	0	0	0.0	0	0	0
11/27	SD	1	0	0	0.0	0	0	0	0	0.0	0	0	0
12/4	at GB	1	3	66	22.0	29	0	0	0	0.0	0	0	0
12/11	at IND	1	2	36	18.0	18	0	0	0	0.0	0	0	0
12/18	JAX	1	1	24	24.0	24	0	0	0	0.0	0	0	0
12/24	CIN	1	0	0	0.0	0	0	0	0	0.0	0	0	0
1/1/17	at TEN	1	2	29	14.5	19	0	0	0	0.0	0	0	0
Totals		8	9	194	21.6	39	0	0	0	0.0	0	0	0
POSTSEASON													
Date	Opp	GP	KR	Yds	Avg	Lg	TD	PR	Yds	Avg	Lg	TD	FC
1/7/17	OAK (WC)	1	1	17	17.0	17	0	0	0	0.0	0	0	0
1/14/17	at NE (DIV)	1	2	40	20.0	22	0	0	0	0.0	0	0	0
Totals		2	3	57	19.0	22	0	0	0	0.0	0	0	0

CAREER RETURN STATISTICS

REGULAR SEASON			KICKOFFS					PUNTS					
Year	Team	GP	KR	Yds	Avg	Lg	TD	PR	Yds	Avg	Lg	TD	FC
2015	HOU	7	1	19	19.0	19	0	0	0	0.0	0	0	0
2016	HOU	8	9	194	21.6	39	0	0	0	0.0	0	0	0
Totals		15	10	213	21.3	39	0	0	0	0.0	0	0	0
POSTSEASON													
Year	Team	GP	KR	Yds	Avg	Lg	TD	PR	Yds	Avg	Lg	TD	FC
2016	HOU	2	3	57	19.0	22	0	0	0	0.0	0	0	0
Totals		2	3	57	19.0	22	0	0	0	0.0	0	0	0



KAREEM JACKSON

CORNERBACK | 5-10 | 190 | ALABAMA

Hometown: Macon, Ga. | 8th NFL Season | 8th with Texans | Age: 29
Acquired: D1-'10 | 2016 GP/GS (Playoffs): 14/13 (2/2) | Career GP/GS (Playoffs): 100/93 (7/7)
Teams: Houston 2010-17

25

TRANSACTIONS:

Selected by the Houston Texans with the 20th pick in the first round (20th overall) of the 2010 NFL Draft...Re-signed with the Texans on March 9, 2015.

CAREER:

- 2010 first-round draft pick
- Tied with Dunta Robinson for the most interceptions in Texans history with 13
- Third in team history with 61 career passes defended
- Tied with Dunta Robinson (396) for the fourth-most career tackles in Texans history
- Tied with TE Owen Daniels for the eighth-most regular-season games played in Texans history after passing ILB Brian Cushing (99)
- Ranks third in Texans history with 29 career postseason tackles
- One of three players (CB Johnathan Joseph and LS Jon Weeks) to play in every postseason game in Texans history
- Scored the first interception return for touchdown of his career at any level when he picked off Titans QB Matt Hasselbeck and returned it 63 yards vs. Tennessee (9/30/12)
- Had his first multi-interception day vs. Baltimore (12/21/14)

2016 (Houston 14/13, 2/2):

- Tied for second on the team with five tackles (four solo), including one for loss in the season opener vs. Chicago (9/11)
- Finished second on the team with six tackles (all solo) and added one pass defended vs. Kansas City (9/18)
- Tied for second on the team with seven tackles, including four solo stops, at New England (9/22) in Week 3
- Notched three solo stops and his second pass defended of the season vs. Tennessee (10/2) in Week 4
- Inactive for Week 5 at Minnesota (10/9) and Week 6 vs. Indianapolis (10/16) with an injury
- Notched five tackles (all solo), one tackle for loss and one pass defended, giving him 60 passes defended for his career, vs. Detroit (10/30) in Week 8
- Intercepted Jaguars QB Blake Bortles and returned it 42 yards for a touchdown, tying him with Dunta Robinson for the most interceptions (13) in Texans history, at Jacksonville (11/13) in Week 10
- Made four solo tackles vs. San Diego (11/27) in Week 12
- Logged five solo tackles at Green Bay (12/4) in Week 13
- Posted a season-high eight tackles (seven solo) at Indianapolis (12/11) in Week 14
- Brought down Bengals WR Cody Core for a 1-yard loss in the first quarter for his third tackle for loss of the season and 13th of his career vs. Cincinnati (12/24) in Week 16
- Played in his 100th career game and made two tackles (one solo) at Tennessee (1/1/17) in Week 17, which tied him with Dunta Robinson (396) for the fourth-most career tackles in Texans history
- Tied for fifth on the team with four tackles vs. Oakland (1/7/17) in the AFC Wild Card round

2016 STATISTICS

REGULAR SEASON				TACKLES					SACKS		INTERCEPTIONS					FUMBLES			
Date	Opp	GP	GS	Tot	Solo	Asst	QBH	TFL	Sk	Yds	Int	Yds	Lg	TD	PD	FF	FR	Yds	TD
9/11	CHI	1	1	5	4	1	0	1	0.0	0.0	0	0	0	0	0	0	0	0	0
9/18	KC	1	1	6	6	0	0	0	0.0	0.0	0	0	0	0	1	0	0	0	0
9/22	at NE	1	1	7	4	3	0	0	0.0	0.0	0	0	0	0	0	0	0	0	0
10/2	TEN	1	1	3	3	0	0	0	0.0	0.0	0	0	0	0	1	0	0	0	0
10/9	at MIN			INACTIVE															
10/16	IND			INACTIVE															
10/24	at DEN	1	1	2	1	1	0	0	0.0	0.0	0	0	0	0	0	0	0	0	0
10/30	DET	1	1	5	5	0	0	1	0.0	0.0	0	0	0	0	1	0	0	0	0
11/13	at JAX	1	1	6	6	0	0	0	0.0	0.0	1	42	42t	1	1	0	0	0	0
11/21	at OAK	1	1	3	2	1	0	0	0.0	0.0	0	0	0	0	0	0	0	0	0
11/27	SD	1	0	4	4	0	0	0	0.0	0.0	0	0	0	0	0	0	0	0	0
12/4	at GB	1	1	5	5	0	0	0	0.0	0.0	0	0	0	0	0	0	0	0	0
12/11	at IND	1	1	8	7	1	0	0	0.0	0.0	0	0	0	0	0	0	0	0	0
12/18	JAX	1	1	3	1	2	0	0	0.0	0.0	0	0	0	0	0	0	0	0	0
12/24	CIN	1	1	3	2	1	0	1	0.0	0.0	0	0	0	0	0	0	0	0	0
1/1/17	at TEN	1	1	2	1	1	0	0	0.0	0.0	0	0	0	0	0	0	0	0	0
Totals		14	13	62	51	11	0	3	0.0	0.0	1	42	42t	1	4	0	0	0	0
POSTSEASON																			
Date	Opp	GP	GS	Tot	Solo	Asst	QBH	TFL	Sk	Yds	Int	Yds	Lg	TD	PD	FF	FR	Yds	TD
1/7/17	OAK (WC)	1	1	4	1	3	0	0	0.0	0.0	0	0	0	0	0	0	0	0	0
1/14/17	at NE (DIV)	1	1	4	3	1	0	0	0.0	0.0	0	0	0	0	0	0	0	0	0
Totals		2	2	8	4	4	0	0	0.0	0.0	0	0	0	0	0	0	0	0	0

CAREER STATISTICS

REGULAR SEASON				TACKLES					SACKS		INTERCEPTIONS					FUMBLES			
Year	Team	GP	GS	Tot	Solo	Asst	QBH	TFL	Sk	Yds	Int	Yds	Lg	TD	PD	FF	FR	Yds	TD
2010	HOU	16	16	70	57	13	0	1	0.0	0.0	2	23	23	0	10	0	0	0	0
2011	HOU	15	13	40	35	5	0	2	0.0	0.0	1	0	0	0	6	1	0	0	0
2012	HOU	16	15	53	47	6	0	1	0.0	0.0	4	71	63t	1	17	0	0	0	0
2013	HOU	14	14	56	51	5	0	1	0.0	0.0	0	0	0	0	9	0	1	0	0
2014	HOU	13	13	57	48	9	1	4	0.0	0.0	3	97	65	0	9	0	0	0	0
2015	HOU	12	10	58	52	6	0	1	0.0	0.0	2	77	50	1	6	1	1	34	0
2016	HOU	14	13	62	51	11	0	3	0.0	0.0	1	42	42t	1	4	0	0	0	0
Totals		100	94	396	341	55	1	13	0.0	0.0	13	310	65	3	61	2	2	34	0
POSTSEASON																			
Year	Team	GP	GS	Tot	Solo	Asst	QBH	TFL	Sk	Yds	Int	Yds	Lg	TD	PD	FF	FR	Yds	TD
2011	HOU	2	2	8	7	1	0	0	0.0	0.0	0	0	0	0	1	0	0	0	0
2012	HOU	2	2	6	4	2	0	0	0.0	0.0	0	0	0	0	2	0	0	0	0
2015	HOU	1	1	7	6	1	0	0	0.0	0.0	0	0	0	0	1	0	0	0	0
2016	HOU	2	2	8	4	4	0	0	0.0	0.0	0	0	0	0	0	0	0	0	0
Totals		7	7	29	21	8	0	0	0.0	0.0	0	0	0	0	4	0	0	0	0

ADDITIONAL STATISTICS

Touchdowns (3): vs. TEN, 9/30/12 (63-yard INT return); vs. JAX, 1/3/16 (27-yard INT return); at JAX, 11/13/16 (42-yard INT return)

CAREER GAME HIGHS

Tackles: 9, 2x – last: vs. NE, 12/13/15 | INT: 2 vs. BAL, 12/21/14 | Return Yards: 65 at OAK, 9/14/14
PD: 2, 14x – last: vs. IND, 10/8/15 | FR: 1, 2x – last: at IND, 12/20/15 | FF: 1, 2x – last: at TEN, 12/27/15

2015 (Houston 12/10, 1/1):

- Played in 12 games (10 starts) and contributed with a career-high 58 tackles (52 solo), six passes defended, two interceptions, including one returned for a touchdown, one forced fumble, one fumble recovery and one tackle for loss
- Made six solo tackles vs. Kansas City (9/13)
- Made four tackles (three solo) at Carolina (9/20)
- Posted a team-high six solo tackles vs. Tampa Bay (9/27)
- Tied for second on the team with five tackles (four solo) at Atlanta (10/4)
- Inactive in Weeks 7-11
- Intercepted Saints QB Drew Brees in the fourth quarter and returned it 50 yards vs. New

KAREEM JACKSON

Orleans (11/29). The interception marked his first of the season and 11th of his career, tying DB Marcus Coleman and DB Aaron Glenn for the third-most career picks in franchise history. Finished the game with four tackles (two solo), one interception and one tackle for loss

- Tied for the team lead with six tackles, including five solo stops at Buffalo (12/6)
- Led the team with nine solo tackles to go along with one pass defended vs. New England (12/13). His tackle total tied a single-game career-high, having last accomplished the feat on Oct. 5, 2014 at Dallas
- Recovered a fumble forced by CB Johnathan Joseph on Colts WR Griff Whalen in the fourth quarter at Indianapolis (12/20), which led to a field goal and increased Houston's lead to 16-10. It marked his first fumble recovery of the season and second of his career. Also added four solo tackles in the game
- Forced a fumble on Titans RB Antonio Andrews in the first quarter at Tennessee (12/27). S Quintin Demps recovered the ball and returned it for a touchdown. Led the team with five solo tackles, to go along with a forced fumble and a pass defended. Passed DB Marcus Coleman (56) for the third-most career passes defended in team history
- Notched three solo tackles, one interception returned for a touchdown and one pass defended vs. Jacksonville (1/3/16). Returned an interception for a touchdown in the fourth quarter, his first of the season and second of his career. Tied CB Johnathan Joseph (12) for the second-most career interceptions in franchise history. Tied LB DeMeco Ryans (86) for the 12th-most regular season games played in Texans history
- Contributed with seven tackles (six solo) and one pass defended in Wild Card Game vs. Kansas City (1/9/16)

2014 (Houston 13/13):

- Started all 13 games he played in and ended the season with 57 tackles and nine passes defended. Tied for the team lead with three interceptions
- Started and made eight tackles vs. Washington (9/7) in Week 1
- Intercepted a pass and returned it for a career best 65 yards and registered two pass defended and two tackles at Oakland (9/14) in Week 2
- Recorded two tackles, two tackles for loss and one pass defended at N.Y. Giants (9/21)
- Notched six tackles and a pass defended vs. Buffalo (9/28) in Week 4
- Tied for the team-lead and matched a career-high with nine tackles in Week 5 at Dallas (10/5)
- Made five tackles vs. Indianapolis (10/9) in Week 6
- Was second on the team with five tackles and had a quarterback hit at Pittsburgh (10/20) in Week 7
- Registered four tackles, a tackle for loss and two passes defended at Tennessee (10/26) in Week 8
- Made one tackle vs. Philadelphia (11/2) in Week 9 before leaving the game due to injury
- Inactive in Weeks 11-13
- Notched four tackles at Jacksonville (12/7) in Week 14
- Had six tackles, a tackle for loss and a pass defended at Indianapolis (12/14) in Week 15
- Had his first multi-interception game of his career vs. Baltimore (12/21) in Week 16. Intercepted QB Joe Flacco twice in Ravens territory, which led to 10 points
- Made four tackles vs. Jacksonville (12/28) in Week 17

2013 (Houston 14/14):

- Started all 14 games he played in and recorded 62 tackles, eight passes defended, a tackle for loss and fumble recovery
- Tied career highs in tackles with nine (eight solo) and passes defended with two vs. Tennessee (9/15) in Week 2
- Recorded three solo tackles and a pass defended at San Francisco (10/6)
- Recorded seven solo tackles, a pass defended and the first fumble recovery of his career at Kansas City (10/20) in Week 7
- Suffered a rib injury in the second quarter and did not return at Arizona (11/10)
- Inactive due to a rib injury vs. Oakland (11/17) in Week 11 and vs. Jacksonville (11/24) in Week 12
- Returned to start vs. New England (12/1) in Week 13
- Tied a career high with two passes defended vs. Denver (12/22) in Week 16

2012 (Houston 16/15, 2/2):

- Led Texans defenders with a career-high four interceptions on the season
- Made five tackles (four solo) and broke up two passes including an interception of Ryan Tannehill in the season opener vs. Miami (9/9)
- Named the Defensive Player of the Game at Jacksonville (9/16)
- Made nine solo tackles and broke up a pass at Denver (9/23)
- Scored his first career touchdown when he intercepted a QB Matt Hasselbeck pass and returned it 63 yards to the end zone vs. Tennessee (9/30)
- Intercepted a QB Mark Sanchez pass in the fourth quarter to seal the victory at the N.Y. Jets (10/8), and added three tackles (two solo)
- Intercepted a QB Jay Cutler pass in the second quarter and added four tackles (four solo) and two passes defended at Chicago (11/11)
- Made five tackles and broke up a pass vs. Jacksonville (11/18)
- Collected six tackles and a pass defended at Detroit (11/22)
- Registered six tackles (four solo) and two passes defended at Tennessee (12/2)

- Recorded three tackles at New England (12/10)
- Had six tackles (five solo) and a pass defended vs. Indianapolis (12/16)
- Collected four tackles (three solo) and two passes defended vs. Minnesota (12/23)
- Talled eight tackles (six solo) and a pass defended at Indianapolis (12/30)
- Made two tackles and two passes defended in AFC Wild Card Playoff vs. Cincinnati (1/5/13)
- Made four tackles in the AFC Divisional playoff at New England (1/13/13)

2011 (Houston 15/13, 2/2):

- Finished with 40 tackles (35 solo), six passes defended, an interception and a forced fumble
- Forced a fumble and made four tackles (three solo) at Miami (9/18)
- Tied for the team lead with eight tackles (seven solo) at New Orleans (9/25)
- Had five solo tackles and broke up two passes vs. Cleveland (11/6)
- Registered his first interception of the season vs. Atlanta (12/4)
- Had five solo tackles vs. Tennessee (1/1/12)
- Started in his postseason debut and made four tackles, including three solos in AFC Wild Card Playoff vs. Cincinnati (1/7/12)
- Recorded four solo tackles and one pass defended in AFC Divisional Playoff at Baltimore (1/15/12)

2010 (Houston 16/16):

- Started at cornerback all 16 games, where he made 71 tackles (57 solo) and had two interceptions
- Made five solo tackles and intercepted the first pass of his NFL career and returned it 23 yards vs. the N.Y. Giants (10/10)
- Recorded six tackles (five solo) and intercepted a pass from QB Philip Rivers vs. San Diego (11/7)
- Forced a fumble at Denver (12/26)

COLLEGE:

- Played four seasons (2006-09) at the University of Alabama in Tuscaloosa, Ala.
- Appeared in 41 career games with the Crimson Tide and started 40 contests, registering 159 tackles (106 solo) with eight tackles for loss (24 yards)
- Deflected 29 passes (fourth on Alabama's all-time list) and recorded five interceptions (164 yards, 32.8 avg.) while registering one forced fumble and one fumble recovery
- Blocked two kicks and returned one punt for eight yards

PERSONAL:

- Attended Westside High School in Macon, Ga. and compiled 1,436 rushing yards with 20 touchdowns and nine receptions for 256 yards with two touchdowns as a senior
- Concluded a three-year varsity career with over 3,447 rushing yards and 46 touchdowns



KEVIN JOHNSON

CORNERBACK | 6-0 | 190 | WAKE FOREST

Hometown: Clarksville, Md. | 3rd NFL Season | 3rd with Texans | Age: 24
Acquired: D1-'15 | 2016 GP/GS (Playoffs): 6/3 (0/0) | Career GP/GS (Playoffs): 22/13 (1/1)
Teams: Houston 2015-17

30

TRANSACTIONS:

Selected by the Houston Texans with the 16th pick in the first round (16th overall) of the 2015 NFL Draft.

2016 (Houston 6/3, 0/0):

- Made one solo tackle in the season opener vs. Chicago (9/11)
- Finished with three solo tackles, one pass defended and one fumble recovery vs. Kansas City (9/18)
- Recovered the first fumble of his career and notched a 53-yard return after S Quintin Demps forced the ball out on Chiefs RB Spencer Ware vs. Kansas City (9/18)
- Recorded one tackle and a special teams tackle at New England (9/22) in Week 3
- Made his first start of the season and notched one solo tackle and a special teams tackle vs. Tennessee (10/2) in Week 4
- Notched a season-high five tackles (four solo) and added a pass defended in his second start of the season at Minnesota (10/9) in Week 5
- Posted a career-high 10 tackles (nine solo), including his first tackle for loss of the season, and one pass defended vs. Indianapolis (10/16) in Week 6
- Placed on the Reserve/Injured List on Oct. 22

2015 (Houston 16/10, 1/1):

- Played all 16 games and made 10 starts in his rookie season. Compiled 52 tackles (47 solo), nine passes defended, one interception and three tackles for loss
- Made his NFL debut vs. Kansas City (9/13) and made one solo tackle on defense and one special teams stop
- Recorded two solo tackles and one pass defended vs. Carolina (9/20)
- Had three tackles (two solo) and a pass defended vs. Tampa Bay (9/27)
- Tied for second on the team with five tackles (all solo) at Atlanta (10/4)
- Registered four tackles (three solo) and one pass defended in his second straight start of the season vs. Indianapolis (10/8)
- Recorded his first career interception in the third quarter when he picked off Titans QB Zach Mettenberger and returned it 22 yards vs. Tennessee (11/1). Tied for fourth on the team with a career-high six tackles (five solo), including his first two tackles for loss of the season
- Tied for fourth on the team with three solo tackles at Tennessee (12/27)

COLLEGE:

- Played four seasons (2010; 2012-14) at Wake Forest University in Winston-Salem, N.C.
- Redshirted the season as a member of the scout team in 2011
- Played in 47 career games for the Demon Deacons, starting the last 41 games he appeared in
- Recorded 191 tackles (125 solo), seven interceptions, 35 pass breakups, three forced fumbles and two fumble recoveries in four seasons
- Received honorable mention All-ACC from the media and second team from the ACC Coaches and second team All-ACC by Phil Steele in 2014
- Finished his career with 35 pass breakups, the fourth-highest total in school history
- Had 43 tackles on the season and 3.5 tackles for loss as a senior in 2014
- Tied for the team lead with six pass breakups in 2014

2016 STATISTICS

REGULAR SEASON				TACKLES					SACKS		INTERCEPTIONS					FUMBLES			
Date	Opp	GP	GS	Tot	Solo	Asst	QBH	TFL	Sk	Yds	Int	Yds	Lg	TD	PD	FF	FR	Yds	TD
9/11	CHI	1	0	1	1	0	0	0	0.0	0.0	0	0	0	0	0	0	0	0	0
9/18	KC	1	0	3	3	0	0	0	0.0	0.0	0	0	0	0	1	0	1	53	0
9/22	at NE	1	0	1	0	1	0	0	0.0	0.0	0	0	0	0	0	0	0	0	0
10/2	TEN	1	1	1	1	0	0	0	0.0	0.0	0	0	0	0	0	0	0	0	0
10/9	at MIN	1	1	5	4	1	0	0	0.0	0.0	0	0	0	0	1	0	0	0	0
10/16	IND	1	1	10	9	1	0	1	0.0	0.0	0	0	0	0	1	0	0	0	0
10/24	at DEN			INJURED RESERVE															
10/30	DET			INJURED RESERVE															
11/13	at JAX			INJURED RESERVE															
11/21	at OAK			INJURED RESERVE															
11/27	SD			INJURED RESERVE															
12/4	at GB			INJURED RESERVE															
12/11	at IND			INJURED RESERVE															
12/18	JAX			INJURED RESERVE															
12/24	CIN			INJURED RESERVE															
1/1/17	at TEN			INJURED RESERVE															
Totals		6	3	21	18	3	0	1	0.0	0.0	0	0	0	0	3	0	1	53	0

POSTSEASON

Date	Opp	GP	GS	Tot	Solo	Asst	QBH	TFL	Sk	Yds	Int	Yds	Lg	TD	PD	FF	FR	Yds	TD
1/7/17	OAK (WC)			INJURED RESERVE															
1/14/17	at NE (DIV)			INJURED RESERVE															
Totals		0	0	0	0	0	0	0	0.0	0.0	0	0	0	0	0	0	0	0	0

ADDITIONAL STATISTICS

Special Teams Tackles: 4

CAREER STATISTICS

REGULAR SEASON				TACKLES					SACKS		INTERCEPTIONS					FUMBLES			
Year	Team	GP	GS	Tot	Solo	Asst	QBH	TFL	Sk	Yds	Int	Yds	Lg	TD	PD	FF	FR	Yds	TD
2015	HOU	16	10	52	47	5	0	3	0.0	0.0	1	22	22	0	9	0	0	0	0
2016	HOU	6	3	21	18	3	0	1	0.0	0.0	0	0	0	0	3	0	1	53	0
Totals		22	13	73	65	8	0	4	0.0	0.0	1	22	22	0	12	0	1	53	0

POSTSEASON

Year	Team	GP	GS	Tot	Solo	Asst	QBH	TFL	Sk	Yds	Int	Yds	Lg	TD	PD	FF	FR	Yds	TD
2015	HOU	1	1	3	2	1	0	0	0.0	0.0	0	0	0	0	0	0	0	0	0
Totals		1	1	3	2	1	0	0	0.0	0.0	0	0	0	0	0	0	0	0	0

ADDITIONAL STATISTICS

Special Teams Tackles (6): 2015 - 2; 2016 - 4

CAREER GAME HIGHS

Tackles: 10 vs. IND, 10/16/16 | TFL: 2 vs. TEN, 11/1/15 | INT: 1 vs. TEN, 11/1/15 | Return Yards: 22 vs. TEN, 11/1/15 | PD: 2 at CIN, 11/16/15

- Played in the Senior Bowl following the season
- Named All-ACC honorable mention by the media and third team All-ACC by the ACC Coaches in 2013
- Started all 12 games at cornerback, finishing with 58 tackles (39 solo), three interceptions, one forced fumble and a team-best 12 pass breakups in 2013
- Ranked second in the ACC with 1.25 passes defended per game in 2013
- Played in and started all 12 games on the year, finishing with 58 tackles (34 solo), 3.5 tackles for loss, a half-sack, two forced fumbles and a fumble recovery in 2012
- Named honorable mention All-ACC by the coaches in 2012
- Led the team with 15 pass breakups and three interceptions in 2012
- Ranked second in the ACC in passes defended in 2012 with 18 which tied for second in school history
- Tied for eighth in the league with three interceptions in 2012
- Named the ACC Defensive Back of the Week once in 2012
- One of three true freshmen to play in 2010, appearing in 11 games with five starts
- Tallied 31 tackles on the season, including 20 solo stops and two pass breakups in 2010

KEVIN JOHNSON

PERSONAL:

- A 2010 graduate of River Hill High School in Clarksville, Md.
- Led the country by rushing for 1,220 yards and 15 touchdowns on 137 carries as a senior, averaging nearly nine yards per carry
- Had 12 receptions for 251 yards and three scores
- Made 25 tackles to go with three interceptions while being named to the all-county team
- Named first-team all-state and first team All-Met at cornerback
- Named Columbia Flier/Howard County Times Offensive Player of the Year as a senior
- Two-year starter on both sides of the ball for Coach Brian Van Deusen
- Helped the Hawks to 2A state championships in 2007 and 2008
- Team moved to Class 3A in 2009 and lost in the state semifinal, snapping a 40-game winning streak
- Had three receptions for 85 yards and three touchdowns as a junior and also recorded 50 tackles, three interceptions and scored six touchdowns
- Was part of a River Hill defense that recorded 11 shutouts in 2007, five in 2008 and five more in 2009
- The Hawks were 47-3 during his four varsity seasons
- Played in the Crab Bowl that pits the top high school players in an all-star game between Maryland's and Washington D.C.'s top players



JOHNATHAN JOSEPH

CORNERBACK | 5-11 | 190 | SOUTH CAROLINA

Hometown: Rock Hill, S.C. | 12th NFL Season | 7th with Texans | Age: 33
 Acquired: UFA-'11 (CIN) | 2016 GP/GS (Playoffs): 13/11 (2/2) | Career GP/GS (Playoffs): 156/145 (8/8)
 Teams: Cincinnati 2006-10; Houston 2011-17

24

TRANSACTIONS:

Selected by the Cincinnati Bengals with the 24th pick in the first round (24th overall) of the 2006 NFL Draft...Signed by the Houston Texans on July 29, 2011...Re-signed with the Texans on June 18, 2015.

HONORS:

- Associated Press Second-Team All-Pro (2011)
- Two-time Pro Bowl selection (2012, 2013)
- Pro Football Weekly/PFWA All-NFL, All-AFC Team (2011)
- SI.com (Peter King) All-Pro Team (2011)

CAREER:

- The all-time leader in Texans history with 83 passes defended
- Owns 26 career interceptions, seven forced fumbles and six fumble recoveries
- Has recorded 12 interceptions since signing with the Texans, the third-most in franchise history
- Passed CB Dunta Robinson (63) in 2015 for the most career passes defended in franchise history
- Since he entered the NFL in 2006, ranks first among active players with 159 passes defended
- Scored six career touchdown returns (five interceptions and one fumble recovery)
- Led the Texans and set a single-season career-high with 22 passes defended in 2015, topping his previous best of 20 in 2006 and 2009 with Cincinnati
- With 39 career postseason tackles, passed S Danieal Manning (23), DE J.J. Watt (24) and CB Kareem Jackson (25) for the second-most in Texans postseason history
- One of three players (CB Kareem Jackson and LS Jon Weeks) to play in every postseason game in Texans history

2016 (Houston 13/11, 2/2):

- Notched four solo tackles and a pass defended in the season opener vs. Chicago (9/11)
- Finished with five tackles (four solo) and tied for the team lead with two passes defended vs. Kansas City (9/18)
- Recorded three tackles (two solo) and a pass defended at New England (9/22)
- Matched a season high with five tackles, all solo, and added a pass defended vs. Tennessee (10/2) in Week 4
- Tallied four tackles (three solo) before departing with an injury at Minnesota (10/9)
- Tied for the team lead with seven total tackles, all solo, and recorded a pass defended at Jacksonville (11/13) in Week 10
- Led the team and matched his single-game season high with two passes defended vs. San Diego (11/27) in Week 12
- Notched four solo tackles at Green Bay (12/4) in Week 13
- Inactive for Week 14 at Indianapolis and Week 15 vs. Jacksonville with an injury
- Returned to game action and logged two solo tackles vs. Cincinnati (12/24) in Week 16

2016 STATISTICS

REGULAR SEASON				TACKLES					SACKS		INTERCEPTIONS					FUMBLES			
Date	Opp	GP	GS	Tot	Solo	Asst	QBH	TFL	Sk	Yds	Int	Yds	Lg	TD	PD	FF	FR	Yds	TD
9/11	CHI	1	1	4	4	0	0	0	0.0	0.0	0	0	0	0	1	0	0	0	0
9/18	KC	1	1	5	4	1	0	0	0.0	0.0	0	0	0	0	2	0	0	0	0
9/22	at NE	1	1	3	2	1	0	0	0.0	0.0	0	0	0	0	1	0	0	0	0
10/2	TEN	1	1	5	5	0	0	0	0.0	0.0	0	0	0	0	1	0	0	0	0
10/9	at MIN	1	1	4	3	1	0	0	0.0	0.0	0	0	0	0	0	0	0	0	0
10/16	IND	1	1	3	1	2	0	0	0.0	0.0	0	0	0	0	0	0	0	0	0
10/24	at DEN	1	0	1	1	0	0	0	0.0	0.0	0	0	0	0	0	0	0	0	0
10/30	DET	1	1	2	2	0	0	0	0.0	0.0	0	0	0	0	0	0	0	0	0
11/13	at JAX	1	1	7	7	0	0	0	0.0	0.0	0	0	0	0	1	1	0	0	0
11/21	at OAK	1	1	3	1	2	0	0	0.0	0.0	0	0	0	0	1	0	0	0	0
11/27	SD	1	1	2	2	0	0	0	0.0	0.0	0	0	0	0	2	0	0	0	0
12/4	at GB	1	1	4	4	0	0	0	0.0	0.0	0	0	0	0	0	0	0	0	0
12/11	at IND																		
12/18	JAX																		
12/24	CIN	1	0	2	2	0	0	0	0.0	0.0	0	0	0	0	0	0	0	0	0
1/1/17	at TEN																		
Totals		13	11	45	38	7	0	0	0.0	0.0	0	0	0	0	9	1	0	0	0

POSTSEASON

Date	Opp	GP	GS	Tot	Solo	Asst	QBH	TFL	Sk	Yds	Int	Yds	Lg	TD	PD	FF	FR	Yds	TD
1/7/17	OAK (WC)	1	1	10	10	0	0	0	0.0	0.0	0	0	0	0	3	0	0	0	0
1/14/17	at NE (DIV)	1	1	4	4	0	0	0	0.0	0.0	0	0	0	0	0	0	0	0	0
Totals		2	2	14	14	0	0	0	0.0	0.0	0	0	0	0	3	0	0	0	0

CAREER STATISTICS

REGULAR SEASON				TACKLES					SACKS		INTERCEPTIONS					FUMBLES			
Year	Team	GP	GS	Tot	Solo	Asst	QBH	TFL	Sk	Yds	Int	Yds	Lg	TD	PD	FF	FR	Yds	TD
2006	CIN	16	9	57	45	12	1	0	0.0	0.0	0	0	0	0	20	0	1	0	0
2007	CIN	15	14	58	45	13	0	0	0.0	0.0	4	76	42t	1	15	0	0	0	0
2008	CIN	8	7	42	31	11	0	1	0.0	0.0	1	22	22	0	13	1	1	65	1
2009	CIN	16	16	69	58	11	0	2	0.0	0.0	6	92	32	1	20	1	1	0	0
2010	CIN	12	12	42	37	5	0	2	0.0	0.0	3	38	21t	1	8	0	0	0	0
2011	HOU	15	15	44	40	4	0	2	0.0	0.0	4	40	29	0	15	1	0	0	0
2012	HOU	14	14	57	52	5	0	0	0.0	0.0	2	88	52t	1	10	0	0	0	0
2013	HOU	15	15	47	44	3	1	1	0.0	0.0	3	64	32	0	16	0	0	0	0
2014	HOU	16	16	75	70	5	0	1	0.0	0.0	2	85	60t	1	11	2	2	73	0
2015	HOU	16	16	58	48	10	0	1	0.0	0.0	1	2	2	0	22	1	1	0	0
2016	HOU	13	11	45	38	7	0	0	0.0	0.0	0	0	0	0	9	1	0	0	0
Totals		156	145	594	508	86	2	10	0.0	0.0	26	507	60t	5	159	7	5	138	1

POSTSEASON

Year	Team	GP	GS	Tot	Solo	Asst	QBH	TFL	Sk	Yds	Int	Yds	Lg	TD	PD	FF	FR	Yds	TD
2009	CIN	1	1	5	3	2	0	0	0.0	0.0	0	0	0	0	0	0	0	0	0
2011	HOU	2	2	8	8	0	0	1	0.0	0.0	1	-1	0	0	5	0	0	0	0
2012	HOU	2	2	10	8	2	0	0	0.0	0.0	1	14	14	0	2	0	0	0	0
2015	HOU	1	1	2	1	1	0	0	0.0	0.0	0	0	0	0	0	0	0	0	0
2016	HOU	2	2	14	14	0	0	0	0.0	0.0	0	0	0	0	3	0	0	0	0
Totals		8	8	39	34	5	0	1	0.0	0.0	2	13	14	0	10	0	0	0	0

ADDITIONAL STATISTICS

Touchdowns (6): vs. NYJ, 10/21/07 (42-yard INT return); at BAL, 9/7/08 (65-yard fumble return); vs. PIT, 9/27/09 (31-yard INT return); vs. BUF, 11/21/10 (21-yard INT return); vs. BAL, 10/21/12 (52-yard INT return); vs. CIN, 11/23/14 (60-yard INT return)

Special Teams Tackles (5): 2007 - 4; 2009 - 1

CAREER GAME HIGHS

Tackles: 15 vs. JAX, 11/2/08 | QBH: 1, 2x - last: at KC, 10/20/13 | TFL: 1, 10x - last: vs. NO, 11/29/15 | INT: 2 vs. BUF, 11/21/10 | PD: 5, 2x - last: vs. TB, 9/27/15 | FF: 2 at OAK, 9/14/14 | FR: 1, 6x - last: at MIA, 10/25/15

- Became the first player in Texans history with 10 tackles and three passes defended in a postseason game vs. Oakland (1/7/17) in the AFC Wild Card round. His 10 tackles were also a Texans postseason record

JOHNATHAN JOSEPH

2015 (Houston 16/16, 1/1):

- Started all 16 games for the second straight year and totaled 58 tackles (48 solo), a career-high 22 passes defended, one interception, one forced fumble, one fumble recovery and one tackle for loss
- Made four solo tackles and had a pass defended vs. Kansas City (9/13)
- Recorded five tackles (four solo) at Carolina (9/20)
- Tied a single-game career-high with five passes defended vs. Tampa Bay (9/27), matching his highest total since Nov. 8, 2009 against Baltimore. Also had three tackles, including two solo stops
- Finished third on the team with six tackles (four solo) and had one pass defended at Jacksonville (10/18)
- Recovered his first fumble of the season and sixth of his career in the third quarter at Miami (10/25). Also contributed four solo tackles
- Tied for fourth on the team with six tackles (five solo) and led the Texans with two passes defended vs. Tennessee (11/1)
- Had four solo tackles, two passes defended and one interception at Cincinnati (11/16). Including postseason, intercepted a pass in each of his last four games against the Bengals. Passed DB Marcus Coleman and DB Aaron Glenn (11) for sole possession of the second-most career interceptions in team history
- Led the team with seven tackles (five solo), including one for loss, and one pass defended vs. New Orleans (11/29). It marked the first time of the season that Joseph led the team in tackles. Recorded his fourth straight game with at least one pass defended
- Forced a fumble on Colts WR Griff Whalen in the fourth quarter at Indianapolis (12/20), which was recovered by CB Kareem Jackson. The Texans scored a field goal on the next drive and increased their lead to 16-10. It marked his first forced fumble of the season and sixth of his career. Also added two solo tackles in the game
- Led the team with four passes defended vs. Jacksonville (1/3/16), which tied his third-highest single-game total of his career and second-highest of the season
- Led the Texans and set a single-season career-high with 22 passes defended, topping his previous best of 20 in 2006 and 2009 with Cincinnati
- Finished with two tackles (one solo) vs. Kansas City (1/9/16) and passed LB Brooks Reed (19) for the fifth-most career tackles in Texans postseason history

2014 (Houston 16/16):

- Started all 16 games and finished with a career-best 75 tackles. Also had two interceptions, including a 60-yard interception return for touchdown, two forced fumbles, two fumble recoveries and 11 passes defended
- Led the team with 11 tackles (11 solo) in a Week 1 win vs. Washington (9/7)
- Forced a fumble and recovered a fumble and returned it 49 yards in Week 2 at Oakland (9/14). Finished with five tackles
- Made five tackles and recovered a fumble and returned it 24 yards at the N.Y. Giants (9/21) in Week 3
- Recorded five tackles and two passes defended against Buffalo (9/28) in Week 4
- Tied for the team high with nine tackles and registered a pass defended at Dallas (10/5)
- Made six solo tackles vs. Indianapolis (10/9) in Week 6
- Recorded a pair of solo tackles vs. Philadelphia (11/2) in Week 9 before leaving the game with an injury
- Registered a pair of tackles and two passes defended at Cleveland (11/16) in Week 11
- Recorded his fifth career interception return for touchdown and the longest of his career on a 60-yard return at the 7:30 mark of the third quarter vs. Cincinnati (11/23). Became the second player in franchise history to have two career interception return for touchdowns (DB Aaron Glenn, 2002-04). Also had three tackles and a pass defended
- Intercepted Titans QB Zach Mettenberger at the 6:57 mark of the first quarter and returned it 25 yards to the Titans 20 for his second interception of the season in Week 13. Moved into a tie for second place on the franchise's all-time interceptions list with 11. Recorded interceptions in back-to-back games for the first time since 2009 and for the fourth time in his career. Also had three tackles and a pass defended
- Had four tackles and a pass defended at Jacksonville (12/7) in Week 14 and vs. Baltimore (12/21) in Week 16
- Had four solo tackles and two passes defended vs. Jacksonville (12/28) in Week 17

2013 (Houston 15/15):

- Started all 15 games he played in and led the team with three interceptions and 16 passes defended to go along with 55 tackles
- Recorded one solo tackle and two passes defended at San Diego (9/9)
- Recorded seven solo tackles and one pass defended vs. Tennessee (9/15)
- Recorded three tackles (two solo), three passes defended and an interception, tying him for fifth-place all time in franchise history vs. Seattle (9/29)
- Added two more passes defended vs. Oakland (11/17)
- Totaled a season-high nine tackles (eight solo) and two passes defended vs. Jacksonville (11/24)
- Had three solo tackles and an interception returned 31 yards vs. New England (12/1)
- Tied a season high with nine tackles (nine solo) and returned an interception 32 yards at Indianapolis (12/15). The interception was the ninth in his career as a member of the Texans, the fourth-most in franchise history

- Recorded his 16th pass defended on the season before leaving the game with a foot injury vs. Denver (12/22)

2012 (Houston 14/14, 2/2):

- Finished the season with 66 tackles (59 solo) and two interceptions
- Made six tackles (four solo) and intercepted a pass and returned it 36 yards vs. Miami (9/9)
- Made six tackles (five solo) and led the defense with three passes broken up at Denver (9/23)
- Made four solo tackles and threw a key block that helped S Danieal Manning return an interception 55 yards for a score vs. Tennessee (9/30)
- Registered five solo tackles at the N.Y. Jets (10/8)
- Picked off Ravens QB Joe Flacco and returned it 52 yards vs. Baltimore (10/21) for his first touchdown as a Texan
- Collected seven tackles (six solo) at Chicago (11/11)
- Inactive at Detroit (11/22) and at Tennessee (12/2)
- Recorded nine tackles at New England (12/10)
- Registered five tackles and a pass defended vs. Minnesota (12/23)
- Intercepted his second career pass in postseason play when he picked off Bengals QB Andy Dalton and returned it 14 yards in the third quarter in the AFC Wild Card Playoff vs. Cincinnati (1/5/13)
- Had five tackles, including three solo tackles in AFC Divisional Playoff at New England (1/13/13)

2011 (Houston 15/15, 2/2):

- Finished with 44 tackles (40 solo) and tied for the team lead with four interceptions and a team-best 15 passes defended and two forced fumbles
- Started and made five tackles (four solo) and one tackle for loss in the season opener vs. Indianapolis (9/11)
- Intercepted Dolphins QB Chad Henne and returned it five yards to the 6-yard line setting up a second quarter touchdown at Miami (9/18)
- Recorded interceptions in consecutive games for the third time in his career when he picked off Drew Brees at New Orleans (9/25)
- Intercepted Ravens QB Joe Flacco in the second quarter and made seven tackles (five solo) at Baltimore (10/16)
- Was named the Defensive Player of the Game after forcing a fumble, making three solo tackles and breaking up two passes at Tennessee (10/23)
- Made four solo tackles and broke up a pass vs. Cleveland (11/6)
- Had two solo tackles and a hit on Buccaneers TE Kellen Winslow, which forced the ball out where it was intercepted by LB Brian Cushing at Tampa Bay (11/13)
- Intercepted Jaguars QB Blaine Gabbert in the second quarter and returned it 29 yards at Jacksonville (11/27)
- Inactive for the season finale vs. Tennessee (1/1/12)
- Recorded six solo tackles, including one for loss, while adding an interception and two passes defended in AFC Wild Card Playoff vs. Cincinnati (1/7/12)
- Recorded two solo tackles and three passes defended in AFC Divisional Playoff at Baltimore (1/15/12)

2010 (Cincinnati 12/12):

- Started 12 games and made 53 tackles
- Ranked second on team in passes defended (11) and interceptions (three)
- Registered four tackles at Cleveland (10/3)
- Intercepted Buccaneers QB Josh Freeman in the second quarter and returned it 11 yards vs. Tampa Bay (10/11)
- Made five tackles and had a pass defended at Indianapolis (11/14), helping hold Colts QB Peyton Manning to a season-low 185 passing yards and no touchdowns
- Three tackles and two interceptions (one for a touchdown) vs. Buffalo (11/21), marking the first multi-interception game of his career

2009 (Cincinnati 16/16, 1/1):

- Intercepted Steelers QB Ben Roethlisberger pass and returned it 30 yards for a touchdown vs. Pittsburgh (9/27)
- Intercepted Browns QB Derek Anderson on the goal line and returned it 32 yards in the third quarter at Cleveland (10/3)
- Intercepted Ravens QB Joe Flacco at the goal line in the first quarter and returned it 21 yards at Baltimore (10/11)
- Had his first forced fumble of the year when he stripped Bears WR Devin Hester, with LB Dhani Jones recovering for Bengals vs. Chicago (10/25)
- Posted team season-high in passes defended (five) vs. Baltimore (11/8), including a third-quarter interception of Ravens QB Joe Flacco on a deep pass
- Had a team-high four passes defended, with five tackles and a forced fumble in a win at Pittsburgh (11/15)
- Had four tackles at Oakland (11/22), plus a diving interception of Raiders QB Bruce Gradkowski in the fourth quarter
- Picked off Chargers QB Philip Rivers at the Bengals 19-yard line in the second quarter and returned it seven yards at San Diego (12/20)
- Five tackles in AFC Wild Card Playoff vs. N.Y. Jets (1/9/10)

JOHNATHAN JOSEPH

2008 (Cincinnati 8/7):

- Returned a fumble by Ravens RB Ray Rice 65 yards and produced only Bengals touchdown vs. Baltimore (9/7)
- Tied for team lead in tackles (personal season-high 12), led in solo tackles (10) and led in passes defended (three) vs. Jacksonville (11/2)
- Had his first interception of the year, ending Philadelphia's final scoring threat of the first half when he picked off Eagles QB Donovan McNabb and returned it 22 yards (11/26)

2007 (Cincinnati 15/14):

- Went 42 yards for a touchdown with his first pro interception (off Jets QB Chad Pennington), and the late fourth-quarter score provided eventual winning points vs. N.Y. Jets (10/21)
- Snagged his second interception vs. Tennessee (11/25), outfighting Titans TE Bo Scaife for a pass in the first quarter, with a four-yard return
- Intercepted a pass for the second straight game at Pittsburgh (12/2), picking off Steelers QB Ben Roethlisberger at the Steelers 24-yard line in the fourth quarter and returning it seven yards
- Helped thwart a comeback bid by picking off Browns QB Derek Anderson at the Bengals 5-yard line in the fourth quarter, with a 23-yard return vs. Cleveland (12/23)

2006 (Cincinnati 16/9):

- Blocked Saints K John Carney's PAT try after Saints' final touchdown in the fourth quarter, the first Bengals' blocked PAT since 1991 at New Orleans (11/16)
- Tied his season high with seven tackles and tied the team's season high with four passes defended vs. Baltimore (11/30)
- Recovered a fumble on the Raiders' first offensive play vs. Oakland (12/10)

COLLEGE:

- Played two seasons (2004-05) at South Carolina after playing in 2003 at Coffeyville (Kan.) Community College
- Entered NFL Draft after his junior season at South Carolina
- Played only 14 games at South Carolina due to broken foot that limited him to two games in 2004, but still was able to establish himself among the elite cornerbacks in the SEC
- Played in 12 games with 11 starts in 2005, when he had four interceptions, including one returned for a touchdown

PERSONAL:

- Attended Northwestern High School in Rock Hill, S.C., where he was all-state in football and all-region in track

VETERAN BIOS



UFOMBA KAMALU

(uh-FOM-ba ka-MA-lu)

DEFENSIVE END | 6-6 | 300 | MIAMI (FLA.)

Hometown: Fayetteville, Ga. | 2nd NFL Season | 2nd with Texans | Age: 24
Acquired: CFA-'16 | 2016 GP/GS (Playoffs): 4/1 (0/0) | Career GP/GS (Playoffs): 4/1 (0/0)
Teams: Houston 2016-17

94

TRANSACTIONS:

Signed by the Houston Texans as a college free agent on May 5, 2016...Waived by the Texans on Sept. 3, 2016...Signed to the Texans practice squad on Sept. 4, 2016...Signed to the Texans active roster on Nov. 26, 2016.

2016 (Houston 4/1, 0/0):

- Spent Weeks 1-11 on the Texans practice squad
- Elevated to the active roster on Nov. 26
- Made his NFL debut as a reserve defensive end vs. San Diego (11/27) in Week 12
- Made his first NFL start at linebacker and contributed his first career tackle at Green Bay (12/4) in Week 13
- Inactive for Week 14 at Indianapolis (12/11)
- Logged a season-high two tackles (one solo) vs. Jacksonville (12/18) in Week 15
- Inactive for Week 16 vs. Cincinnati (12/24)
- Finished with two solo tackles, both for loss, and his first career sack when he brought down Titans QB Matt Cassel in the fourth quarter at Tennessee (1/1/17) in Week 17
- Inactive for both postseason contests

COLLEGE:

- Played three seasons (2013-15) at the University of Miami (Fla.) after spending the 2012 campaign at Butler Community College in El Dorado, Kan.
- Saw action in 35 games and made 11 starts along the Hurricanes' defensive line
- Tallied 94 tackles, 11.5 tackles for loss and 8.5 sacks over his three-year career
- Added a forced fumble, two deflected passes and an interception
- Started nine games as a senior in 2015 and totaled a career-high 47 tackles (4.0 TFLs) and returned his first career interception 46 yards
- Logged 54 tackles, 7.5 sacks and 14 tackles for loss as a freshman at Butler Community College in 2012

PERSONAL:

- Attended Starr's Mills High School in Fayetteville, Ga.
- Majored in Liberal Arts
- Listed as three-star defensive tackle by ESPN and 247Sports.com
- Rated as No. 9-best JUCO DT and No. 87 overall JUCO prospect by 247Sports.com

2016 STATISTICS

REGULAR SEASON				TACKLES					SACKS		INTERCEPTIONS					FUMBLES			
Date	Opp	GP	GS	Tot	Solo	Asst	QBH	TFL	Sk	Yds	Int	Yds	Lg	TD	PD	FF	FR	Yds	TD
9/11	CHI																		
9/18	KC																		
9/22	at NE																		
10/2	TEN																		
10/9	at MIN																		
10/16	IND																		
10/24	at DEN																		
10/30	DET																		
11/13	at JAX																		
11/21	at OAK																		
11/27	SD	1	0	0	0	0	0	0	0.0	0.0	0	0	0	0	0	0	0	0	0
12/4	at GB	1	1	1	0	1	0	0	0.0	0.0	0	0	0	0	0	0	0	0	0
12/11	at IND																		
12/18	JAX	1	0	2	1	1	0	0	0.0	0.0	0	0	0	0	0	0	0	0	0
12/24	CIN																		
1/1/17	at TEN	1	0	2	2	0	1	2	1.0	4.0	0	0	0	0	0	0	0	0	0
Totals		4	1	5	3	2	1	2	1.0	4.0	0	0	0	0	0	0	0	0	0
POSTSEASON																			
Date	Opp	GP	GS	Tot	Solo	Asst	QBH	TFL	Sk	Yds	Int	Yds	Lg	TD	PD	FF	FR	Yds	TD
1/7/17	OAK (WC)																		
1/14/17	at NE (DIV)																		
Totals		0	0	0	0	0	0	0	0.0	0.0	0	0	0	0	0	0	0	0	0



KENDALL LAMM

TACKLE | 6-6 | 305 | APPALACHIAN STATE

Hometown: Charlotte, N.C. | 3rd NFL Season | 3rd with Texans | Age: 25
 Acquired: CFA-'15 | 2016 GP/GS (Playoffs): 15/3 (2/0) | Career GP/GS (Playoffs): 30/7 (3/0)
 Teams: Houston 2015-17

63

TRANSACTIONS:

Signed by the Houston Texans as a college free agent on May 8, 2015.

2016 (Houston 15/3, 2/0):

- Saw three snaps of action as a reserve offensive lineman in the season opener vs. Chicago (9/11)
- Played on special teams in Week 2 vs. Kansas City (9/18)
- Active but did not play in Week 3 at New England (9/22)
- Made his first start of the season and fifth of his career vs. Tennessee (10/2) in Week 4
- Played 17 snaps on offense and contributed on special teams at Minnesota (10/9) in Week 5
- Started as an extra tackle and contributed on special teams vs. Indianapolis (10/16) in Week 6 and at Denver (10/24) in Week 7
- Played as an extra tackle and contributed on special teams in Weeks 8-12
- Saw spot duty as an extra tackle and at right tackle in addition to special teams in Week 13 at Green Bay (12/4)
- Played as an extra tackle and contributed on special teams in Weeks 14-17 and vs. Oakland (1/7/17) in the AFC Wild Card round
- Appeared on special teams at New England (1/14/17) in the AFC Divisional round

2015 (Houston 15/4, 1/0):

- Played in 15 games, making four starts, in his rookie season. Also saw action in the AFC Wild Card game vs. Kansas City (1/9/16)
- Made his NFL debut at Carolina (9/20) and played right tackle
- Played right tackle vs. Tampa Bay (9/27)
- Made his first career NFL start vs. Indianapolis (10/8)
- Notched his first career fumble recovery following a fumble by RB Arian Foster in the second quarter at Jacksonville (10/18)
- Recorded his first career reception for a gain of seven yards in the first quarter at Buffalo (12/6)

COLLEGE:

- Played four seasons (2011-14) at Appalachian State University in Boone, N.C. after redshirting the 2010 campaign
- First-team All-Sun Belt Conference honoree in 2014
- Started all 12 games at left tackle in 2014, protecting the blind side
- Recorded 46 knockdowns and allowed only two sacks over a team-high 817 snaps in 2014
- Clear-cut leader of an offensive line that allowed only 11 sacks all season and rushed for 241.8 yards per game in 2014
- Named first-team All-Southern Conference by the league's coaches and second-team by the media in 2013 after starting all 12 games at left tackle
- Compiled 28 knockdowns and was charged with allowing only one sack all season in 2013
- Started 11-of-12 games at left tackle in 2012 and was not charged with surrendering a sack nor did he commit a penalty
- Ranked third among Appalachian State's offensive linemen with 672 total plays on the campaign in 2012
- Started the first seven games of the season at left tackle as a redshirt freshman in 2011
- Redshirted in 2010

PERSONAL:

- Played at David W. Butler High School in Matthews, N.C. for Head Coach Mike Newsome
- First-team all-state honoree as a senior
- Earned all-conference recognition three times and All-Charlotte Observer honors twice
- Helped lead Butler to a 15-0 record, the school's first state championship and a No. 2 national ranking according to PrepNation.com in 2009
- Anchored an offensive line that paved the way for the Bulldogs to average 48.4 points per game as a senior
- Butler was 49-8 during his prep career
- Full name is Kendall Allen Lamm
- Born June 5, 1992
- Son of Candace Lamm
- Graduated from Appalachian State in December 2014 with a bachelor's degree in communication-public relations
- Was a member of Appalachian State athletics' academic honor roll

CAREER STATISTICS

REGULAR SEASON GAMES PLAYED/STARTED (PLAYOFFS):

2015 Houston: 15/4 (1/0)

2016 Houston: 15/3 (2/0)

TOTAL: 30/7 (3/0)



SHANE LECHLER

PUNTER | 6-2 | 240 | TEXAS A&M

Hometown: East Bernard, Texas | 18th NFL Season | 5th with Texans | Age: 40
 Acquired: UFA-'13 (OAK) | 2016 GP/GS (Playoffs): 16/0 (2/0) | Career GP/GS (Playoffs): 270/0 (10/0)
 Teams: Oakland 2000-12; Houston 2013-17

9

TRANSACTIONS:

Selected by the Oakland Raiders with the 13th pick in the fifth round (142nd overall) of the 2000 NFL Draft...Re-signed with the Raiders on Feb. 19, 2009...Signed by the Houston Texans on March 23, 2013...Re-signed with the Texans on March 10, 2016...Re-signed with the Texans on March 9, 2017.

HONORS:

- Six-time Associated Press First-Team All-Pro (2000, 2003-04, 2008-10)
- Seven-time Pro Bowl selection (2001, 2004, 2007-11)
- Four-time AFC Special Teams Player of the Week (2000 - Week 12, 2000 - Week 15, 2004 - Week 2, 2016 - Week 8)
- Three-time Associated Press Second-Team All-Pro (2001, 2007, 2011)
- USA Football All-Fundamental Team (2011)
- PFW/PFWA Golden Toe Award (2009)

CAREER:

- Owns the best gross punting average in NFL history at 47.5
- Has played in 238 consecutive games, the longest active streak in the NFL
- Ranks second all-time in yards punting (64,171), third in punts (1,352), third in punts inside the 20 (437), and 18th in net average (39.0)
- Tied Tony Gonzalez (270) for the 21st-most career games played in NFL history
- Fastest player in NFL history to reach 50,000 yards punting (1,051 punts) and is just one of six players with 50,000-plus yards punting
- His 22 punts for 983 yards in the postseason are the most in Texans playoff history
- Passed P Sean Landeta (49,735) for the second-most career net punting yards in the NFL since 1976
- Passed P Sean Landeta (60,706) for the second-most career punting yards in the NFL since 1939
- Moved past Britton Colquitt (48) for the third-most career punts, the third-most career punting yards (2,104) and the third-most career punts pinned inside the 20-yard line (16) in the postseason among active NFL players
- NFL players
- Became the third player in NFL history to reach 60,000 career punting yards
- Led the NFL in gross average four times (2003-04, 2007, 2009)
- Led the NFL in net average four times (2000, 2007-09)
- Played in 206 games for Oakland from 2000-12, punting 1,014 times for 48,215 yards with 322 punts inside opponents' 20-yard line
- Holds the top five single-season punting averages in Oakland history, including a career-best 51.1 in 2009, and two of the top four single-season punting averages in NFL history: 51.1 (2009, second) and 50.8 (2011, fourth)
- Tied for sixth in Raiders' history with 206 games played
- Set an Oakland franchise record with an 80-yard punt against Chicago (11/27/11)
- Had at least one punt of 50 yards or more in 33 consecutive games from 2003-05, the longest such streak by any player since the AFL/NFL merger in 1970
- Has allowed only three touchdowns on punts in lifetime, at any level, two came in consecutive weeks late in 2007 season and one occurred on Sept. 22, 2013
- Has experienced just five blocked punts, and only two since 2006
- Reached 400 career punts pinned inside the 20 and passed P Craig Hentrich (399) for the third-most such punts in the NFL since 1976
- Set NCAA record for career punting average (44.7) at Texas A&M

2016 (Houston 16/0, 2/0):

- Ranked sixth in the NFL in gross punting average at 47.5, which marked the second-highest single-season average in franchise history
- Finished the regular season with only three touchbacks on punts, which was the lowest single-season total of his career
- Punted five times for 243 yards, averaging 48.6 gross yards and 40.6 net yards per punt, and pinned one inside the 20-yard line. Posted a long punt of 60 yards vs. Chicago (9/11)
- Punted five times for 249 yards, averaging 49.8 gross yards and 37.2 net yards per punt with a long of 62 yards. Also pinned one punt inside the 20-yard line vs. Kansas City (9/18)
- Punted six times for 294 yards, averaging 49.0 gross yards and 40.2 net yards per punt, while pinning a season-high four punts inside the 20-yard line at New England (9/22)
- Punted five times for 257 yards, averaging 51.4 gross yards per punt, and pinned two punts inside the 20-yard line at Minnesota (10/9) in Week 5
- Named AFC Special Teams Player of the Week for his performance vs. Detroit (10/30) in Week 8 in which he punted four times for 203 yards, averaging 50.8 gross yards and a season-high 49.5 net yards per punt, while pinning three inside the 20-yard line

- Notched a season-best 52.0 gross punting average with three punts for 156 yards at Oakland (11/21) in Week 11
- Logged four punts for 189 yards (47.3 gross avg., 39.5 net avg.) and pinned one inside the 20-yard line vs. San Diego (11/27) in Week 12
- Tied a single-game season high with a 52.0 gross yards average (three punts for 156 yards) and notched a season-high 50.7 net average in addition to pinning all three inside the 20-yard line at Indianapolis (12/11) in Week 14
- Tied his season high with four punts inside the 20-yard line vs. Jacksonville (12/18) in Week 15
- Set single-game season highs with eight punts for 371 yards and tied his season high with four punts inside the 20-yard line vs. Cincinnati (12/24) in Week 16
- Notched a personal postseason career high with 414 punting yards and tied his career mark with nine punts, including a franchise-record four inside the 20-yard line, vs. Oakland (1/7/17) in the AFC Wild Card round
- Registered eight punts for 341 yards, averaging 42.6 gross yards and 36.9 net yards, and pinned three inside the 20-yard line at New England (1/14/17) in the AFC Divisional round
- Logged a 63-yard punt at New England (1/14/17), which was the second-longest of his postseason career and longest since a 64-yard punt on Jan. 14, 2001 against Baltimore as a member of the Oakland Raiders

2015 (Houston 16/0, 1/0):

- Punted seven times for 329 yards (47.0 avg., 32.6 net) and pinned one inside the 20-yard line with a long of 57 vs. Kansas City (9/13)
- Punted eight times for 388 yards (48.5 avg., 43.0 net), including a long of 60 yards, and three pinned inside the 20-yard line at Carolina (9/20)
- His punt total tied for the 11th-most by a Texans player in team history and his yardage total also ranked 11th (9/20)
- Punted six times for 266 yards (44.3 avg., 33.0 net), including a long of 54 yards, and pinned three inside the 20-yard line vs. Tampa Bay (9/27)
- Pinned three punts inside the 20-yard line for two straight games (9/27)
- Punted four times for 194 yards (48.5 avg., 41.3 avg.), including a long of 60 yards, and pinned one inside the 20-yard line at Atlanta (10/4)
- Had a streak of eight games pinning at least one punt inside the 20-yard line, dating back to 2014, vs. Atlanta (10/4)
- Punted three times for 123 yards (41.0 avg., 35.7 net), including a long of 55 yards, vs. Indianapolis (10/8)
- Pinned one punt inside the 20-yard line at Jacksonville (10/18)
- Punted eight times for 384 yards (48.0 avg., 45.6 net), including a long of 55 yards, and pinned two inside the 20-yard line, at Miami (10/25)
- Punted eight times for 407 yards (50.9 avg., 40.5 net), including a long of 60 yards, and pinned two inside the 20-yard line vs. Tennessee (11/1). His gross average is a season-high
- Passed P Lee Johnson (1,226) for the fourth-most career punts in NFL history
- Punted eight times for 374 yards (46.8 avg., 38.9 net), pinning three inside the 20-yard line at Cincinnati (11/16)
- Notched a 64-yard punt in the first quarter, a season-long for the Texans (11/16)
- Punted eight times for 417 yards (52.1 avg., 42.3 net), including a long of 63 yards, and pinned one inside the 20-yard line vs. N.Y. Jets (11/22)
- Reached 400 career punts pinned inside the 20 and passed P Craig Hentrich (399) for the third-most such punts in the NFL since 1976
- Punted four times for 189 yards (47.3 avg., 29.3 net), including a long of 51 yards, vs. New Orleans (11/29)
- Punted seven times for 285 yards (40.7 avg., 38.4 net), including a long of 57 yards, and pinned four inside the 20-yard line, at Buffalo (12/6)
- Punted seven times for 317 yards (45.3 avg., 38.7 net), including a long of 58 yards, and pinned one inside the 20-yard line vs. New England (12/13)
- Became the third player in NFL history to reach 60,000 career punting yards
- Punted four times for 201 yards (50.3 avg., 33.5 net), including a long of 59 yards, and pinned one inside the 20-yard line at Indianapolis (12/20)
- Punted six times for 314 yards (52.3 avg., 47.0 net), including a long of 56 yards, and pinned one inside the 20-yard line at Tennessee (12/27)
- Passed P Sean Landeta (49,735) for the second-most career net punting yards in the NFL since 1976
- Passed P Sean Landeta (60,706) for the second-most career punting yards in the NFL since 1939
- Punted four times for 190 yards (47.5 avg., 35.0 net), including a long of 52 yards, vs. Jacksonville (1/3/16)
- Finished the regular season with 95 punts for 4,497 yards (47.3 avg., 38.8 net), pinning 24 punts inside the 20-yard line

SHANE LECHLER

- Extended his streak of consecutive regular season games played to 222, which leads all active NFL players
- Punted five times for 228 yards (45.6 avg., 38.8 net), including a long of 53 yards, and pinned one inside the 20-yard line vs. Kansas City (1/9/16) in the AFC Wild Card game
- His punt total is tied for the most in a postseason game in Texans history while his yardage total ranks as the second-most in a postseason game in team history

2014 (Houston 16/0):

- Finished the season with 83 punts for 3,845 yards (46.3 avg.) and landed 27 punts inside the 20. Owns league's longest active games played streak at 206 games
- Passed P Brad Maynard (56,021) in Week 17 vs. Jacksonville for third all-time in punting yards. Lechler has 56,249 yards punting in his career
- Passed P Sean Landeta (381) in Week 17 vs. Jacksonville for fourth all-time for punts inside the 20. Lechler has 383 punts inside the 20
- Punted six times for 306 yards (51.0 avg.) with a long of 60 yards in Week 1 vs. Washington (9/7)
- Punted two times for 100 yards (50.0 avg.) with a long of 65 in Week 2 at Oakland (9/14)
- Punted four times for 205 yards (51.3 avg.) with a long of 64 in Week 3 against the N.Y. Giants (9/21). Also had a punt blocked for the first time since 2006 and converted a fake punt with a 10-yard completion to RB Alfred Blue in the first quarter
- Punted six times for 250 yards (41.7 avg.) with three punts inside 20-yards vs. Buffalo (9/28) in Week 4
- Averaged 46.6 yards on six punts, including a 60-yarder in the first quarter at Dallas (10/5) in Week 5
- Set a franchise record with a 71-yard punt in the third quarter vs. Indianapolis (10/9). Averaged 54.5 yards on four punts, which is the second-highest for a single game (minimum of four punts) in franchise history
- Dropped a season-high four punts inside the 20-yard line at Tennessee (10/26) in Week 8. Averaged 44.8 yards on six punts
- Played in his 200th consecutive game, the longest active streak in the NFL at Cleveland (11/16) in Week 11. Averaged 39.4 yards on five punts
- Punted seven times for 299 yards (42.7 avg.) and landed three punts inside the 20. Passed P Matt Turk (373) for fifth all-time for punts inside the 20-yard line
- Punted eight times for 361 yards (45.1 avg.) and landed three punts inside the 20 vs. Baltimore (12/21) in Week 16
- Punted six times for 278 yards (46.3 avg.) and landed four punts inside the 20 vs. Jacksonville (12/28) in Week 17

2013 (Houston 16/0):

- Finished the season with a franchise-record 47.6 gross punting average and a career-best 34 inside the 20
- Made his Texans debut and had three punts for 135 yards (45.0 avg.), including three inside the 20-yard line at San Diego (9/9)
- Had seven punts for 338 yards (48.3 avg.), including tying a career-high five inside the 20-yard line vs. Tennessee (9/15)
- Had five punts for 252 yards (50.4 avg.), including three inside the 20-yard line at Baltimore (9/22)
- Had five punts for 249 yards (49.8 avg.) at Kansas City (10/20)
- Had seven punts for 412 yards (58.9 avg.), good for the seventh-highest single-game average in NFL history and highest single-game average in franchise history at Arizona (11/10). Also, booted a season-long 65-yarder in the game
- Moved into fifth place on the all-time yards punting list in the game vs. Oakland (11/17)
- Moved into fourth place on the all-time yards punting list in the game vs. Denver (12/22)
- Recorded three punts inside the 20-yard line to set a career high of 34 in a season at Tennessee (12/29)

2012 (Oakland 16/0):

- Averaged 47.2 gross yards and 39.0 net yards on 81 punts, including 21 inside the 20
- Averaged 54.7 yards (45.6 net) on nine punts in Weeks 9-10, with two inside the 20 and no touchbacks. For just the second time in his distinguished

2016 STATISTICS

REGULAR SEASON

Date	Opp	GP	No	Yds	Avg	NetAvg	Lg	TB	In20	Blk
9/11	CHI	1	5	243	48.6	40.6	60	0	1	0
9/18	KC	1	5	249	49.8	37.2	62	0	1	0
9/22	at NE	1	6	294	49.0	40.2	57	1	4	0
10/2	TEN	1	3	150	50.0	41.0	58	0	1	0
10/9	at MIN	1	5	257	51.4	31.4	57	0	2	0
10/16	IND	1	5	202	40.4	37.8	52	0	2	0
10/24	at DEN	1	5	242	48.4	41.8	62	0	1	0
10/30	DET	1	4	203	50.8	49.5	59	0	3	0
11/13	at JAX	1	3	138	46.0	42.3	51	0	1	0
11/21	at OAK	1	3	156	52.0	36.3	60	1	0	0
11/27	SD	1	4	189	47.3	39.5	53	1	1	0
12/4	at GB	1	5	205	41.0	32.2	52	0	2	0
12/11	at IND	1	3	156	52.0	50.7	57	0	3	0
12/18	JAX	1	5	226	45.2	43.4	59	0	4	0
12/24	CIN	1	8	371	46.4	44.5	55	0	4	0
1/1/17	at TEN	1	3	142	47.3	33.7	49	0	0	0
Totals		16	72	3,423	47.5	40.1	62	3	30	0

POSTSEASON

Date	Opp	GP	No	Yds	Avg	NetAvg	Lg	TB	In20	Blk
1/7/17	OAK (WC)	1	9	414	46.0	36.0	56	1	4	0
1/14/17	at NE (DIV)	1	8	341	42.6	36.9	63	1	3	0
Totals		2	17	755	44.4	36.4	63	2	7	0

ADDITIONAL STATISTICS

Special Teams Tackles: 2 | Postseason Special Teams Tackles: 1

CAREER STATISTICS

REGULAR SEASON

Date	Team	GP	No	Yds	Avg	NetAvg	Lg	TB	In20	Blk
2000	OAK	16	65	2,984	45.9	41.6	69	10	24	1
2001	OAK	16	73	3,375	46.2	39.4	65	12	23	1
2002	OAK	14	53	2,251	42.5	37.3	70	12	18	0
2003	OAK	16	96	4,503	46.9	39.9	73	13	27	0
2004	OAK	16	73	3,409	46.7	41.0	67	14	22	0
2005	OAK	16	82	3,744	45.7	40.0	64	9	26	0
2006	OAK	16	77	3,660	47.5	41.9	67	19	19	1
2007	OAK	16	73	3,585	49.1	43.0	70	7	25	0
2008	OAK	16	90	4,391	48.8	44.1	70	13	33	0
2009	OAK	16	96	4,909	51.1	43.9	70	12	30	0
2010	OAK	16	77	3,618	47.0	40.8	68	4	27	0
2011	OAK	16	78	3,960	50.8	40.9	80	9	27	0
2012	OAK	16	81	3,826	47.2	39.0	68	9	21	1
2013	HOU	16	88	4,189	47.6	40.0	65	7	34	0
2014	HOU	16	83	3,845	46.3	38.7	71	10	27	1
2015	HOU	16	95	4,497	47.3	38.8	64	10	24	0
2016	HOU	16	72	3,423	47.5	40.1	62	3	30	0
Totals		270	1,352	64,171	47.5	39.0	80	173	437	5

POSTSEASON

Date	Team	GP	No	Yds	Avg	NetAvg	Lg	TB	In20	Blk
2000	OAK	2	12	549	45.8	34.6	64	0	5	0
2001	OAK	2	11	441	40.1	28.4	51	4	1	0
2002	OAK	3	11	423	38.5	35.2	53	0	5	0
2015	HOU	1	5	228	45.6	38.8	53	0	1	0
2016	HOU	2	17	755	44.4	36.4	63	2	7	0
Totals		10	56	2,396	42.8	34.4	64	6	19	0

ADDITIONAL STATISTICS

PATs Made-Attempted (7-7): All 7 vs. KC, 11/5/00 | FGs Made-Attempted (0-1): vs. KC, 11/5/00 (33 yards)
 Kickoffs-Touchbacks (17-1): 2000 - 9-1; 2005 - 3-0; 2006 - 1-0; 2007 - 1-0; 2008 - 1-0; 2009 - 1-0; 2013 - 1-0
 Special Teams Tackles (19): 2001 - 2; 2002 - 3; 2003 - 2; 2006 - 2; 2007 - 1; 2008 - 1; 2010 - 1; 2011 - 1; 2012 - 1; 2013 - 2; 2016 - 2
 Passing (3-5-49-0): 2011 - 1-3-35-0, 35-yard TD pass to Kevin Boss vs. CLE, 10/16/11; 2012 - 1-1-4-0; 2014 - 1-1-10-0
 Rushing (6-0): 2001 - 1-2; 2005 - 1-2; 2007 - 1-(-4); 2008 - 1-0; 2012 - 2-0

CAREER GAME HIGHS

Punts: 11, 2x - last: vs. KC, 11/15/09 | Punt Yards: 556 vs. CAR, 11/9/08 (11 punts)
 Average (min. 3 punts): 59.0 at DEN, 12/24/05 (5 punts) | Net Average (min. 3 punts): 52.2 vs. NYJ, 10/25/09 (5 punts)
 Long Punt: 80 vs. CHI, 11/27/11 | Punts Inside 20: 5, 4x - last: vs. TEN, 9/15/13

SHANE LECHLER

career, averaged at least 54.5 gross yards in consecutive games, and the first instance (Dec. 24, 2011, to Jan. 1, 2012) included a game in which he punted just once

- Opened training camp on the Active/Non-Football Injury List
- Began punting again Aug. 18, after passing his physical
- Voted a 2012 captain by his teammates Sept. 3
- Saw Chargers deflect his first blocked punt in six years (9/10)
- Despite a deflection of his second-quarter punt, which traveled only two yards, still averaged 49.4 gross and 43.4 net, on his seven total punts against Denver (9/30)
- Calmly made one of the most important plays of a 26-23 overtime win against Jacksonville (10/21), securing a slightly offline snap in time to place the ball for Sebastian Janikowski's game-tying extra point with less than three minutes left in the fourth quarter
- Threw his fourth career pass, a completion to Taiwan Jones on a second-quarter fake punt vs. Tampa Bay (11/4)
- Turned in one of the finest days of an impressive career, averaging 54.8 (gross) and 47.6 (net), including a 60-yarder, and a 53-yarder downed at the 2 early in the second quarter at Baltimore (11/11)
- Averaged 42.0 net yards on six punts, and posted a season high by pinning an opponent inside its own 20 three times at Cincinnati (11/25)
- Posted the 1,000th punt of his career vs. Kansas City (12/16)
- Averaged a stellar 43.8 yards on five punts and placed four inside the opponents' 20 for the 14th time in his career against Carolina (12/23); posted a 41.0 net average

2011 (Oakland 16/0):

- Named to AFC Pro Bowl squad for fifth straight season
- Punted 78 times for 3,960 yards and ranked second in the NFL in gross average (50.8) and fifth in the NFL in net average (40.9). His gross average ranks as the fourth-highest in NFL history
- Attempted the first three passes of career, including first career touchdown, on a fake field goal in Week 6 vs. Cleveland
- Placed 27 punts inside the 20-yard line
- Tied a then-franchise record with a 77-yard punt and averaged a season-high 58.2 yards per attempt at Denver (9/12)
- Completed first career pass, connecting with TE Kevin Boss for a 35-yard touchdown on a fake FG in 24-17 win vs. Cleveland (10/16)
- Broke own franchise record with an 80-yard punt vs. Chicago (11/27). Limited Bears WR Devin Hester to two returns for 7 yards and pinned Bears inside 20 on three occasions in 25-20 win
- Had a 71-yard punt at Green Bay (12/11)
- Had a 76-yard punt that ranked as the fourth-longest in Oakland franchise history at Kansas City (12/24)

2010 (Oakland 16/0):

- Named to fourth straight Pro Bowl and tabbed for first-team All-Pro honors by Associated Press
- Punted 77 times for 3,618 yards and ranked second in the NFL in both gross (47.9) and net (40.8) average
- Placed 27 punts inside the 20
- Averaged a season-high 54.8 yards per punt, including a season-long 68-yarder at Tennessee (9/12)
- Placed a season-high four punts inside the 20 vs. Houston (10/3)

2009 (Oakland 16/0):

- Named to third straight Pro Bowl after leading NFL in gross (51.1) and net (43.9) average
- Recipient of the PFW/PFWA Golden Toe Award, presented to the NFL's top punter or kicker
- Tied a career high with 96 punts, for a career-best 4,909 yards
- Placed 30 punts spotted inside the 20-yard line and registered a punt of 50-or-more yards in all 16 games
- Posted 12 punts of 60-or-more yards
- Had a season-long 70-yard punt at Kansas City (9/20)
- Tied career highs with 11 punts and five inside the 20 vs. Kansas City (11/15)
- Set a season high with a 54.8 gross average, with a long of 69 at Dallas (11/26)

2008 (Oakland 16/0):

- Named to his fourth Pro Bowl after leading the NFL in net average (41.2) and ranking second in gross average (48.8)
- Punted 90 times for 4,391 yards and had a career-high 33 punts inside the 20
- Registered a punt of 50 or more yards in all 16 games and posted 14 punts of 60-or-more yards
- Registered a season-long 70-yard punt vs. San Diego (9/28)
- Tied a career high with five punts inside the 20 vs. N.Y. Jets (10/19)
- Set career highs with 11 punts and 556 yards vs. Carolina (11/9), eclipsing his previous best of 10, as a rookie
- Registered a season-best 58.7 gross average at Denver (11/23)

2007 (Oakland 16/0):

- Earned his third Pro Bowl selection after leading the NFL in both gross (49.1) and net (41.1) average
- Registered a punt of 49 yards or more in all 16 games and had just seven touchbacks, the fewest in his career
- Punted 52 yards to pin Detroit at its 1-yard line in first quarter (9/9)
- Twice pinned the Broncos inside their 10-yard line, one of which led to a Raiders sack in the end zone for a safety at Denver (9/16)
- Had a 69-yard punt in the first quarter and downed the Browns inside their 10 with just over a minute remaining in 26-24 win vs. Cleveland (9/23)
- Punted nine times and helped limit Bears WR Devin Hester to just 2.3 yards per return, while making one special-teams tackle vs. Chicago (11/11)
- For first time in life at any level, allowed a touchdown return, when Packers DB Will Blackmon scored on a 57-yard runback in second quarter at Green Bay (12/9)

2006 (Oakland 16/0):

- Played in 16 games and punted 77 times for 3,660 yards, setting a then-club record with a 47.5-yard gross average
- Key in 20-13 win against defending Super Bowl champions, limiting Steelers WR Santonio Holmes to just two returns on seven punts, including three fair catches, two inside the Steelers' 15 vs. Pittsburgh (10/29)
- Punted a season-high 10 times at Seattle (11/6)

2005 (Oakland 16/0):

- Played in all 16 games and punted 82 times for 3,744 yards (45.7 avg.)
- Extended his streak of consecutive games with a punt of 50 yards or more to 33, eclipsing the previous best, a 30-game stretch by Seattle's Rick Tuten from 1993-95, as the longest since the 1970 merger
- Launched 34 punts of 50 yards or more and had two travel at least 60. Had his best season in terms of placement, downing a career-high 26 punts inside the opponent's 20
- His 45.7 gross average ranked second in the NFL, just 0.003 yards behind Buffalo's Brian Moorman
- Recorded an AFC single-game season best gross average of 51.0 yards vs. Kansas City (9/18)
- With a long of 49, snapped his streak of consecutive games with a punt of 50-plus at 33 at N.Y. Jets (12/11)
- Recorded longest punt of season with 64-yarder in second quarter at Denver (12/24)
- Punted a season-high nine times; also placed a season-high four punts inside 20 vs. New York Giants (12/31)

2004 (Oakland 16/0):

- Named to the Pro Bowl for the second time after leading the NFL in gross average for second straight year (46.7)
- Had a punt travel at least 50 yards in every game, booming 29 such punts overall, and had 10 of more than 60 yards
- Had 22 punts downed inside 20
- Punted four times for 222 yards (55.5) including punts of 61 and 64 yards at Indianapolis (10/10)
- Averaged a season-high 55.7 yards on three punts for 167 yards and boomed his seventh punt of 60-plus yards with a season-long 67-yarder in the fourth quarter at Carolina (11/7). Also launched a 56-yarder that landed at the Carolina 1-yard line before Oakland downed it at the 3-yard line
- Boomed 67-yarder from the Raiders' 19 to the Atlanta 14 (12/12). Landed two of his four punts inside the Falcons' 20, one downed at the 10-yard line
- Had two punts downed inside the 20, one that pinned Titans at their 13-yard line with 25 seconds remaining in the game to set up a game-clinching safety vs. Tennessee (12/19)

2003 (Oakland 16/0):

- Named to the Associated Press All-Pro team
- Led NFL with a career-high 4,503 punting yards and posted career highs in attempts (96 – tied in 2009) and punts downed inside the 20 (27 – surpassed in 2008)
- Boomed eight punts of more than 60 yards and two of more than 70
- Averaged more than 50 yards per punt in six games
- His 96 punts tied P Ray Guy (1981) for second highest total in Raiders history, behind P Leo Araguz (98 in 1998)

2002 (Oakland 14/0, 3/0):

- Helped AFC champion Raiders to Super Bowl with 53 punts for 2,251 yards (42.5), ranking fourth in the AFC and eighth in the NFL
- Placed 18 inside the 20, with only 12 touchbacks
- Inactive for first two games of the season due to quad injury
- Returned from quad injury to make regular-season debut and punted three times for 134 yards (44.7 average) vs. Tennessee (9/29)
- Punted five times for 250 yards (50.0) with a season-long 70-yarder at Buffalo (10/6)
- Placed all three punts inside the 20, a season high vs. New England (11/17)
- Tied a season-high with three punts inside the 20 at Miami (12/15)
- Pinned Titans inside 20 on one occasion in AFC championship vs. Tennessee (1/19/03)
- Punted five times for 195 yards (39.0) with a long of 53 yards and two punts placed inside the 20 in Super Bowl XXXVII vs. Tampa Bay (1/26/03)

SHANE LECHLER

2001 (Oakland 16/0, 2/0):

- Named to his first Pro Bowl following a spectacular season in which he punted 73 times for 3,375 yards, a 46.2-yard gross average that ranked first in the AFC and second in the NFL
- Pinned opponents inside the 20 on nearly one of every three punts (23-of-73)
- Tied for second in the AFC and third in the NFL with 21 punts of more than 50 yards, and led conference and ranked third in league with eight of better than 60 yards
- Named second-team AP All-Pro, Pro Football Weekly All-AFC, first-team Football Digest All-Pro, and second-team College and Pro Football News Weekly All-Pro
- Hit a season-high 65-yarder at Kansas City (9/9)
- Set season highs with seven punts for 345 yards (49.3 average) at Miami (9/23)
- Punted twice in AFC Wild Card game vs. N.Y. Jets (1/12/02) for 89 yards and had a long punt of 49 yards
- Saw action in snowy AFC Divisional game at New England (1/19/02) and tied P Ray Guy for most punts in a Raiders playoff contest, with nine, for 352 yards (39.1 average). Had a long punt of 51 yards
- In the Pro Bowl (2/2/03), broke the game's record on two occasions with 70- and 73-yard punts, eclipsing the previous mark, 64 yards (Tom Wittum, 1974, and Darren Bennett, 1996)

2000 (Oakland 16/0, 2/0):

- Had a record-breaking rookie season by punting 65 times for 2,984 yards
- Selected first-team All-Pro by the AP, College & Pro Football Newsweekly, The Sporting News and USA Today
- Picked up second-team honors from Football Digest, and garnered all-rookie team accolades from Football News and Pro Football Weekly
- Averaged 45.91 yards, the second-best punting average by a rookie in NFL history (P Frank Sinkwich with Detroit in 1943 averaged 45.92)
- That gross average ranked second in the NFL and broke P Ray Guy's 1973 Oakland franchise record of 45.3. Led NFL in net average (38.0), and tied for second in NFL with 45.9 gross mark, and had 24 inside the 20
- Recorded five punts of 60 or longer and 19 of 50 or longer
- Made NFL debut and amassed 10 punts for 424 yards (42.4) with a season-high five downed inside the 20 vs. San Diego (9/3)
- Served as kicker in place of an injured K Sebastian Janikowski, kicking off eight times with one touchback vs. Kansas City (11/5)
- Connected on all seven PATs and missed his lone FG attempt, a 33-yarder (11/5)
- (11/16) at New Orleans: Registered a season-high 54.8-yard average to earn AFC Special Teams Player of the Week
- Named AFC Special Teams Player of the Week for a second time, punting seven times for 311 yards (44.4) and placing four inside the 20 vs. N.Y. Jets (12/10)
- Punted five times for 234 yards (46.8) with a long of 54 in AFC Divisional playoff vs. Miami (1/6/01)
- Punted seven times for 315 yards (45.0) in AFC Championship vs. Baltimore (1/14/01), placing four inside 20, with long of 64

COLLEGE:

- Finished college career (1995-99) at Texas A&M as NCAA career record holder in gross average (44.7) and game with a gross average of at least 40.0 yards (37)
- A two-time All-American and a three-time first-team All-Big 12 selection, finished his career with 268 punts for 11,977 yards
- Set school and Big 12 records in career punts, yardage, career gross (44.7) and net average (40.6), career 40- (37) and 50-yard (10) game averages and single-season gross average (46.9, 1997)
- Did not have a punt blocked or allow a punt return for a touchdown during his career
- As a senior, earned first-team All-America after averaging 46.5 yards on 60 punts. Posted 17 coffin-corner kicks and produced nine fair catches. Broke his own single-game record with a 57.2 average against Texas Tech, in addition to a 42.7 net, which beat his own school record by over a yard. Also handled kickoff duties and was the holder on placements before taking over the place kicker job for the final two games of the season
- Connected on six of eight extra points and on his lone field-goal attempt
- As a junior first-team All-American, averaged 43.6 yards per boot and recorded 21 coffin-corner punts and Compiled a 39.2-yard net average. Threw a touchdown pass on a fake field goal against Texas Tech
- As sophomore, earned first-team All-Big 12 honors and All-America honorable mention after averaging 47.0 yards per punt. His 1997 average shattered the A&M record of 43.8 set by David Davis in 1992. His season net average was 41.3, which broke the school record of 40.1. Earned Big 12 Special Teams Player of the Week honors after averaging 44.0 yards on six punts in the rain vs. Texas
- Majored in history

PERSONAL:

- As starting quarterback, punter and placekicker, led East Bernard (Texas) High School to a 12-2 record and the quarterfinals of the Texas 2A state quarterfinals as a senior. Completed 87-of-101 passes (86.1 percent) for 1,640 yards and 11 touchdowns
- Passed for nearly 5,000 yards, and averaged 41.6 yards per punt, including 85- and 78-yarders

- Also played baseball, basketball and golf, and competed in track
- Father, Dale, played football at Baylor before coaching Texas high school football for 17 years
- Mother, Javon, was a point guard at Baylor
- Wife, Erin, was an All-America volleyball player at Texas A&M
- Brother, Derek, also punted for Texas A&M
- One grandfather, Ed, played quarterback at Mississippi State; another grandfather, Buddy Attaway, played at Baylor before signing with the Pittsburgh Steelers
- Worked Ray Guy camps, learning the legend's approach to games, between seasons during college

VETERAN BIOS



ERIC LEE

OUTSIDE LINEBACKER | 6-3 | 260 | SOUTH FLORIDA

Hometown: Daphne, Ala. | 1st NFL Season | 1st with Texans | Age: 22
 Acquired: CFA-'16 | 2016 GP/GS (Playoffs): 0/0 (0/0) | Career GP/GS (Playoffs): 0/0 (0/0)
 Teams: Houston 2016-17

47

TRANSACTIONS:

Signed by the Houston Texans as a college free agent on May 6, 2016...Waived by the Texans on May 10, 2016...Signed by the Texans on May 13, 2016...Waived by the Texans on Sept. 3, 2016...Signed to the Texans practice squad on Sept. 4, 2016...Signed by the Texans on Jan. 16, 2017.

2016 (Houston 0/0, 0/0):

- Spent the entire season on the Texans practice squad

COLLEGE:

- Played four seasons (2012-15) at the University of South Florida in Tampa, Fla.
- Started 30 games, including the final 24 of his career, and appeared in 47 for his career, all at defensive end
- Finished with 87 career tackles, 19.5 TFL and 5.5 sacks
- As a senior in 2015, led the team with 12 tackles for loss and 5.0 sacks and added an interception, four pass breakups, two forced fumbles and a fumble recovery
- Received the Lee Roy Selmon award and the team's defensive lineman award at the annual banquet following his senior season
- Graduated with a degree in management information systems in December 2015

PERSONAL:

- Attended Daphne (Ala.) High School
- Coached by Glenn Vickery at Daphne
- An honorable mention all-state selection and a two-time all-county performer
- Listed as one of ESPN's top players in the state of Alabama entering his senior season
- Led Daphne to a 25-2 record over his final two seasons
- Recorded 62 tackles and 7.5 sacks over that span
- An honorable mention all-state selection by Scout.com as a senior
- Earned all-county honors
- Named player of the game three times
- Tallied 44 tackles, 4.5 sacks and five pass breakups
- Named all-county as a junior, while helping Daphne to a perfect 15-0 record and the Alabama state championship
- Named player of the week six times
- Notched 18 tackles and 3.0 sacks
- Born in Panama City, Fla.
- Lived in Mobile, Ala. from ages 3-5 before moving to Daphne
- Participated in Coastal Clean-Up
- An A/B Honor Roll student
- A Wendy's High School Heisman nominee
- Served as the treasurer for the senior class
- A member of the Key Club and Spanish Club
- Studied pre-business administration

2016 STATISTICS

REGULAR SEASON				TACKLES						SACKS		INTERCEPTIONS					FUMBLES			
Date	Opp	GP	GS	Tot	Solo	Asst	QBH	TFL		Sk	Yds	Int	Yds	Lg	TD	PD	FF	FR	Yds	TD
9/11	CHI																			
9/18	KC																			
9/22	at NE																			
10/2	TEN																			
10/9	at MIN																			
10/16	IND																			
10/24	at DEN																			
10/30	DET																			
11/13	at JAX																			
11/21	at OAK																			
11/27	SD																			
12/4	at GB																			
12/11	at IND																			
12/18	JAX																			
12/24	CIN																			
1/1/17	at TEN																			
Totals			0	0	0	0	0	0	0	0.0	0.0	0	0	0	0	0	0	0	0	0
POSTSEASON																				
Date	Opp	GP	GS	Tot	Solo	Asst	QBH	TFL		Sk	Yds	Int	Yds	Lg	TD	PD	FF	FR	Yds	TD
1/7/17	OAK (WC)																			
1/14/17	at NE (DIV)																			
Totals			0	0	0	0	0	0	0	0.0	0.0	0	0	0	0	0	0	0	0	0



GREG MANCZ

(MANTS)

CENTER | 6-4 | 300 | TOLEDO

Hometown: Cincinnati, Ohio | 3rd NFL Season | 3rd with Texans | Age: 25
Acquired: CFA-'15 | 2016 GP/GS (Playoffs): 15/15 (2/2) | Career GP/GS (Playoffs): 19/16 (2/2)
Teams: Houston 2015-17

65

TRANSACTIONS:

Signed by the Houston Texans as a college free agent on May 8, 2015.

2016 (Houston 16/16, 2/2):

- Started at center in all 16 regular season games and both postseason contests, making him the only Texans lineman to start every game of the year
- Made his first career start in the season opener and helped pave the way for RB Lamar Miller's 106-yard rushing performance vs. Chicago (9/11)
- Helped pave the way for 100-yard rushing performances by RB Lamar Miller vs. Chicago (9/11) in Week 1, vs. Indianapolis (10/16) in Week 6 and at Oakland (11/21) in Week 11
- Contributed to a Texans ground attack that put together a season-high 181 rushing yards at Jacksonville (11/13) in Week 10
- Helped RB Lamar Miller rush for 107 yards and a touchdown at Indianapolis (12/11) in Week 14

2015 (Houston 3/0, 0/0):

- Played in three regular season games in his rookie season
- Made his NFL debut in the season opener vs. Kansas City (9/13)
- Came in to play left guard at Carolina (9/20)
- Played in his final game of the season in Week 3 vs. Tampa Bay (9/27)
- Inactive in Weeks 4-8
- Placed on the Reserve/Injured List on Nov. 3

COLLEGE:

- Played four seasons (2011-14) at the University of Toledo (Ohio)
- Named second-team All-America by the Football Writers Association of America (FWAA)
- Only player from Mid-American Conference to make the FWAA All-American team
- First Rocket to earn All-American honors since Eric Page was named honorable mention by Sports Illustrated in 2011
- First UT offensive lineman to make either first- or second-team All-America on one of the five major All-America teams since Dan Bukovich made the Associated Press first-team in 1938
- Won the Vern Smith Leadership Award, given annually to the best player in the Mid-American Conference
- First offensive lineman to win the award in its 33-year history
- First-team All-MAC selection and leader of offensive line that powered Rocket offense that ranks No. 1 in MAC in scoring, total offense and rushing offense in 2014
- String of 47 consecutive starts was snapped when he sat out game on Nov. 11 due to knee injury
- One of 12 finalists nationally for the Wuerffel Trophy (community service)
- Also a candidate for the Rimington Trophy (center), Rotary Lombardo Award (lineman), Campbell Trophy (academics) and All State Good Works Award (community service)

PERSONAL:

- Full name is Gregory Brian Mancz
- Birthdate: April 23, 1992
- Parents are Mary Beth Fehring and the late Brian Mancz
- UT Student-Athlete Advisory Council (SAAC) president in 2013-14
- Member of UT Football Team Leadership Council that organizes volunteer community service activities 2010-2014
- Member of UT Football Leadership Board that makes all team decisions on discipline and practice adjustments 2012-2014
- Vice-President for Athletes in Action at UT for 2013-14
- Board for Fellowship of Christian Athletes 2013-14
- Graduated with a degree in finance

CAREER STATISTICS

REGULAR SEASON GAMES PLAYED/STARTED (PLAYOFFS):

2015 Houston: 3/0 (0/0)
2016 Houston: 16/16 (2/2)
TOTAL: 19/16 (2/2)



NICK MARTIN

CENTER | 6-5 | 300 | NOTRE DAME

Hometown: Indianapolis, Ind. | 2nd NFL Season | 2nd with Texans | Age: 24
 Acquired: D2-'16 | 2016 GP/GS (Playoffs): 0/0 (0/0) | Career GP/GS (Playoffs): 0/0 (0/0)
 Teams: Houston 2016-17

66

TRANSACTIONS:

Selected by the Houston Texans with the 19th pick in the second round (50th overall) of the 2016 NFL Draft.

2016 (Houston 0/0, 0/0):

- Placed on the Reserve/Injured List on Aug. 30

COLLEGE:

- Played four seasons (2012-15) at the University of Notre Dame in South Bend, Ind. after redshirting the 2011 season
- Saw action in 50 games and made 37 starts in his career with the Fighting Irish
- Named to the Rimington Trophy Watch List (2014-15) and the Lombardi Award Watch List (2014), and served as a team captain his final two seasons
- Started 26 consecutive games from 2014-15
- As a senior in 2015, helped establish a running game that rushed for 207.6 yards per game, the highest average for Notre Dame since 1998
- Played the final 10 games of the 2014 campaign at left guard, marking his first start at any other position than center
- Part of a Fighting Irish offensive line that yielded just 8.0 sacks and ranked second in the Football Bowl Subdivision in fewest sacks allowed in 2013

PERSONAL:

- First-team Indiana All-State pick on Associated Press Class 3A team as offensive lineman
- Named to Indiana Football Coaches Association Top 50 All-State team as one of 10 offensive linemen
- Named to 2010 Super Team by the Indianapolis Star
- Second-team offensive lineman on U.S. Air Force Medium Schools Prep All-America squad
- Helped fourth-ranked Bishop Chatard High School in Indianapolis to 2010 Indiana Class 3A state title with 28-14 win over South Bend St. Joseph's in state title contest that marked Chatard's record 10th state title
- Chatard ended season with 11-4 record and 10 straight wins after early three-game losing streak
- Helped team to No. 3 state ranking in IFCA final regular-season poll for 2010
- Starter on both offensive and defensive lines
- Rated second-best Class 3A defensive player in Indianapolis area in preseason listings by the Indianapolis Star
- Helped Chatard to 12-2 mark as a junior in 2009 before losing to Evansville Memorial in Indiana state playoff semi-state round
- Father, Keith, played football at Kentucky and was 1982 Academic All-Southeastern Conference pick as team's top defensive tackle while also earning NCAA Postgraduate Scholarship in 1983
- Played for coach Vincent Lorenzano at Bishop Chatard High School
- Son of Pam and Keith Martin
- Brother, Zack, is a three-time All-Pro selection and two-time Pro Bowler as the starting right guard for the Dallas Cowboys after being a first-round pick in the 2014 NFL Draft
- Graduated May 2015, with a degree in management consulting from the Mendoza College of Business

CAREER STATISTICS

REGULAR SEASON GAMES PLAYED/STARTED (PLAYOFFS):

2016 Houston: 0/0 (0/0)

TOTAL: 0/0 (0/0)



BENARDRICK MCKINNEY

INSIDE LINEBACKER | 6-4 | 250 | MISSISSIPPI STATE

Hometown: Tunica, Miss. | 3rd NFL Season | 3rd with Texans | Age: 24
Acquired: D2-'15 | 2016 GP/GS (Playoffs): 16/16 (2/2) | Career GP/GS (Playoffs): 30/27 (3/3)
Teams: Houston 2015-17

55

TRANSACTIONS:

Selected by the Houston Texans with the 11th pick in the second round (43rd overall) of the 2015 NFL Draft.

HONORS:

- Associated Press Second-Team All-Pro (2016)

2016 (Houston 16/16, 2/2):

- The only player in the NFL in 2016 and the second player in franchise history (Jamie Sharper in 2002) with at least 100 tackles and 5.0 sacks
- Finished 11th in the NFL in tackles with 129
- Became the seventh player in franchise history to record a 100-tackle season
- Passed DeMeco Ryans (127 in 2007) for the eighth-most tackles in a single season in Texans history
- Led the team in tackles and ranked third in sacks
- Set single-season career highs in tackles (129), quarterback hits (11), sacks (5.0), tackles for loss (8), passes defended (2) and forced fumbles (1)
- His 69 tackles through Week 7 were the most through the first seven games of a season in franchise history
- Led the team in tackles in Weeks 2-7 and 11
- Tied for second on the team with five tackles (two solo) and added a career-high two quarterback hits in the season opener vs. Chicago (9/11)
- Led the team with a season-high eight tackles to go along with 1.0 sack vs. Kansas City (9/18)
- Posted a single-game career-high 16 tackles at New England (9/22) in Week 3, which marked the highest single-game total by a Texan since ILB Brian Cushing (17) in 2014
- Also notched 1.0 sack at New England (9/22), giving him a new single-season career high
- Led the team in tackles for the third straight week with nine (six solo) and forced a fumble vs. Tennessee (10/2) in Week 4
- Led the team with 10 tackles (five solo), marking his second 10-tackle game of the year, at Minnesota (10/9) in Week 5
- Collected a team-high 12 tackles (seven solo), 1.0 sack and two quarterback hits vs. Indianapolis (10/16) in Week 6
- Finished second on the team with nine tackles (seven solo) at Denver (10/24) in Week 7
- Tied for the team lead with seven tackles (six solo) and matched a career high with two tackles for loss at Jacksonville (11/13) in Week 10
- Posted a team-high eight tackles (all solo) and notched one tackle for loss at Oakland (11/21) in Week 11
- Notched his fourth 10-tackle game of the season with 12 tackles (eight solo) to go along with 1.0 sack and two quarterback hits vs. San Diego (11/27) in Week 12
- Set a single-season career high by making his 12th start of the season and contributed with five tackles (three solo) at Green Bay (12/4) in Week 13
- Tied for the team lead with eight tackles (five solo), adding one pass defended and one quarterback hit, at Indianapolis (12/11) in Week 14
- Led the team with seven tackles (four solo), to go along with 1.0 sack of Jaguars QB Blake Bortles and two quarterback hits, giving him 11 on the year, vs. Jacksonville (12/18) in Week 15
- Tied for second on the team with seven tackles, including five solo stops, vs. Cincinnati (12/24) in Week 16
- Made seven tackles (three solo) vs. Oakland (1/7/17) in the AFC Wild Card round

2016 STATISTICS

REGULAR SEASON				TACKLES					SACKS		INTERCEPTIONS					FUMBLES			
Date	Opp	GP	GS	Tot	Solo	Asst	QBH	TFL	Sk	Yds	Int	Yds	Lg	TD	PD	FF	FR	Yds	TD
9/11	CHI	1	1	5	2	3	2	0	0.0	0.0	0	0	0	0	0	0	0	0	0
9/18	KC	1	1	8	2	6	1	1	1.0	8.0	0	0	0	0	0	0	0	0	0
9/22	at NE	1	1	16	6	10	1	1	1.0	6.0	0	0	0	0	0	0	0	0	0
10/2	TEN	1	1	9	6	3	0	0	0.0	0.0	0	0	0	0	0	1	0	0	0
10/9	at MIN	1	1	10	5	5	0	0	0.0	0.0	0	0	0	0	0	0	0	0	0
10/16	IND	1	1	12	7	5	2	1	1.0	9.0	0	0	0	0	0	0	0	0	0
10/24	at DEN	1	1	9	7	2	0	0	0.0	0.0	0	0	0	0	0	0	0	0	0
10/30	DET	1	1	4	2	2	0	0	0.0	0.0	0	0	0	0	1	0	0	0	0
11/13	at JAX	1	1	7	6	1	0	2	0.0	0.0	0	0	0	0	0	0	0	0	0
11/21	at OAK	1	1	8	8	0	0	1	0.0	0.0	0	0	0	0	0	0	0	0	0
11/27	SD	1	1	12	8	4	2	1	1.0	7.0	0	0	0	0	0	0	0	0	0
12/4	at GB	1	1	5	3	2	0	0	0.0	0.0	0	0	0	0	0	0	0	0	0
12/11	at IND	1	1	8	5	3	1	0	0.0	0.0	0	0	0	0	1	0	0	0	0
12/18	JAX	1	1	7	4	3	2	1	1.0	1.0	0	0	0	0	0	0	0	0	0
12/24	CIN	1	1	7	5	2	0	0	0.0	0.0	0	0	0	0	0	0	0	0	0
1/1/17	at TEN	1	1	1	1	0	0	0	0.0	0.0	0	0	0	0	0	0	0	0	0
Totals		16	16	129	79	50	11	8	5.0	31.0	0	0	0	0	2	1	0	0	0
POSTSEASON				TACKLES					SACKS		INTERCEPTIONS					FUMBLES			
Date	Opp	GP	GS	Tot	Solo	Asst	QBH	TFL	Sk	Yds	Int	Yds	Lg	TD	PD	FF	FR	Yds	TD
1/7/17	OAK (WC)	1	1	7	3	4	0	0	0.0	0.0	0	0	0	0	0	0	0	0	0
1/14/17	at NE (DIV)	1	1	5	3	2	0	0	0.0	0.0	0	0	0	0	2	0	0	0	0
Totals		2	2	12	6	6	0	0	0.0	0.0	0	0	0	0	2	0	0	0	0

CAREER STATISTICS

REGULAR SEASON				TACKLES					SACKS		INTERCEPTIONS					FUMBLES			
Year	Team	GP	GS	Tot	Solo	Asst	QBH	TFL	Sk	Yds	Int	Yds	Lg	TD	PD	FF	FR	Yds	TD
2015	HOU	14	11	58	35	23	2	7	1.0	11.0	0	0	0	0	0	0	0	0	0
2016	HOU	16	16	129	79	50	11	8	5.0	31.0	0	0	0	0	2	1	0	0	0
Totals		30	27	187	114	73	13	15	6.0	42.0	0	0	0	0	2	1	0	0	0
POSTSEASON				TACKLES					SACKS		INTERCEPTIONS					FUMBLES			
Year	Team	GP	GS	Tot	Solo	Asst	QBH	TFL	Sk	Yds	Int	Yds	Lg	TD	PD	FF	FR	Yds	TD
2015	HOU	1	1	9	4	5	0	0	0.0	0.0	0	0	0	0	0	0	0	0	0
2016	HOU	2	2	12	6	6	0	0	0.0	0.0	0	0	0	0	2	0	0	0	0
Totals		3	3	21	10	11	0	0	0.0	0.0	0	0	0	0	2	0	0	0	0

CAREER GAME HIGHS

Tackles: 16 at NE, 9/22/16 | QBH: 2, 4x – last: vs. JAX, 12/18/16 | TFL: 2, 3x – last: at JAX, 11/13/16 | Sacks: 1.0, 6x – last: vs. JAX, 12/18/16

- Posted the first two postseason passes defended of his career at New England (1/14/17) in the AFC Divisional round

2015 (Houston 14/11, 1/1):

- Made one special teams tackle in his NFL debut vs. Kansas City (9/13)
- Tallied the first two tackles, including one for loss, of his career at Carolina (9/20)
- Made his first NFL start vs. Tampa Bay (9/27)
- Recorded two tackles (one solo) and one special teams tackle (9/27)
- Posted three tackles in his second straight start of the season at Atlanta (10/4)
- Finished second on the team with seven tackles (six solo) vs. Indianapolis (10/8)
- Inactive in Weeks 7-8
- Played and started in his first game (11/16) since Week 6 at Jacksonville (10/18)
- Led the team with a career-high nine tackles (six solo), including one for loss at Cincinnati
- Tied for third on the team with eight tackles, including four solo stops, vs. New England (12/13)
- His tackle total was his second-highest single-game output of the season (12/13)
- Tied for the team lead with seven tackles (three solo), including two for loss and 1.0 sack at Indianapolis (12/20)
- Picked up his first career sack when he brought down Colts QB Matt Hasselbeck for an 11-yard loss in the third quarter at Indianapolis (12/20). The sack pinned the Colts at their own 1-yard line and forced a punt

BENARDRICK McKINNEY

- Finished second on the team with nine tackles, including four solo stops in Wild Card Game vs. Kansas City (1/9/16)
- Posted the second-most tackles by a rookie in a Texans postseason game (1/9/16)


COLLEGE:

- Played three seasons (2012-14) at Mississippi State University in Starkville, Miss. after redshirting the 2011 campaign
- One of the all-time great linebackers in school history, becoming the program's first first-team All-America linebacker since 1999
- Mississippi State's top tackler in his final two seasons
- Played in 39 games with 36 starts in three seasons with the Bulldogs
- Recorded 244 tackles, 19.5 tackles for loss, 7.5 sacks, seven passes defended and six fumble recoveries
- First-team All-America honors in 2014 from the Football Writers Association, ESPN, Phil Steele and Sports Illustrated
- Started all 13 games at middle linebacker and for the second straight year in 2014, was the Bulldogs' top tackler recording 71 with eight tackles for loss, three sacks, four passes defended, three fumble recoveries and one forced fumble
- Named to College Football News' All-Sophomore squad in 2013 when he racked up a team-best 71 total tackles, which ranked fourth among all sophomores in the SEC, and tied for the team lead in tackles for loss with 7.0 and sacks with 3.5
- Named a First-Team Freshman All-American by CBSports.com, FoxSportsNext, Phil Steele and CollegeFootballNews.com in 2012
- Led all SEC freshmen and tied for second among freshman in the FBS with 102 tackles in 2012, which also ranked sixth overall in the SEC, while playing in all 13 games (10 starts)
- Earned All-SEC Freshman honors by the SEC coaches and ESPN.com in 2012 when he totaled 4.5 tackles for loss, a sack, four pass breakups and a fumble recovery
- Sat out his first season as a redshirt freshman in 2011

PERSONAL:

- Attended Rosa Fort High School in Tunica, Miss.
- A top defensive prospect in the state of Mississippi and was the first Rosa Fort player to sign with an SEC program since 2001
- Led the RFHS Lions to a 3-3 finish in Region 2 play and a first-round playoff appearance in the Class 4A state playoffs
- Selected by the state's high school coaches to the North/South All-Star Game as a linebacker
- Started at quarterback for Rosa Fort during senior season and accounted for 2,036 total yards of offense and 22 touchdowns with 1,334 passing and 702 yards on the ground
- Credited with 66 tackles from linebacker spot
- Threw for 530 yards with five touchdowns as a junior
- Started for the Rosa Fort basketball team

VETERAN BIOS



WHITNEY MERCILUS

(MER-sih-lus)

OUTSIDE LINEBACKER | 6-4 | 260 | ILLINOIS

Hometown: Akron, Ohio | 6th NFL Season | 6th with Texans | Age: 26
Acquired: D1-'12 | 2016 GP/GS (Playoffs): 15/15 (2/2) | Career GP/GS (Playoffs): 78/58 (5/3)
Teams: Houston 2012-17

59

TRANSACTIONS:

Selected by the Houston Texans in the first round (26th overall) of the 2012 NFL Draft...Resigned with the Texans on May 5, 2015.

HONORS:

- Associated Press Second-Team All-Pro (2016)
- AFC Defensive Player of the Month (December 2015)
- AFC Defensive Player of the Week (Week 1, 2016)

CAREER:

- Owns the third-most sacks in the NFL over the last 25 regular season games with 19.5, trailing only Raiders DE Khalil Mack and Broncos OLB Von Miller
- Ranks third in franchise history with 37.5 sacks
- The franchise postseason sack leader with 6.0
- Became the first player in franchise history and the fifth player in the NFL since 1982 to post two games with 3.5-or-more sacks in a season in 2015
- Tied DE Mario Williams (12.0 in 2008) for the fifth-most sacks in a season in franchise history in 2015
- Has 10 career games with 2.0-or-more sacks
- Tied the franchise rookie record for sacks with 6.0 in 2012
- Has appeared in four career playoff games, totaling 16 tackles (10 solo), 5.0 sacks and one special teams tackle
- Joined Kevin Greene, Terrell Suggs and Von Miller as the only players since 1982 with 5.0 sacks over two playoff games
- Became the first player in franchise history to record multiple sacks in two straight postseason contests, dating back to last season's AFC Wild Card matchup against Kansas City (1/9/16)
- Tied with OLB Brooks Reed and DE J.J. Watt (5.0) for the most career sacks in Texans postseason history and is one tackle for loss shy of Watt's franchise-record seven
- Recorded the most sacks (3.0) in a postseason game in Texans history, while tying for the fourth-most by any NFL player in a playoff contest, vs. Kansas City (1/9/16)

2016 (Houston 15/15, 2/2):

- Tied for the league lead with four fumble recoveries and led the team with 7.5 sacks
- Tied for 14th in the NFL with 13 tackles for loss
- Totaled four tackles (two solo), 2.0 sacks and one forced fumble in the season opener vs. Chicago (9/11)
- His strip-sack of Bears QB Jay Cutler gave him him 2.0 sacks for the game and his third straight multiple-sack game (including postseason) dating back to Week 17 of the 2015 season, vs. Chicago (9/11)
- Finished with three tackles (one solo), a quarterback hit and notched a fumble recovery after a strip-sack by OLB John Simon on Chiefs QB Alex Smith vs. Kansas City (9/18)
- Finished second on the team and set a season high with seven tackles (five solo), one tackle for loss and one quarterback hit vs. Tennessee (10/2) in Week 4
- Recorded three tackles, 1.5 sacks and set a single-game career-high with five quarterback hits at Minnesota (10/9) in Week 5

2016 STATISTICS

REGULAR SEASON				TACKLES					SACKS		INTERCEPTIONS					FUMBLES			
Date	Opp	GP	GS	Tot	Solo	Asst	QBH	TFL	Sk	Yds	Int	Yds	Lg	TD	PD	FF	FR	Yds	TD
9/11	CHI	1	1	4	2	2	2	1	2.0	16.0	0	0	0	0	0	1	0	0	0
9/18	KC	1	1	3	1	2	1	0	0.0	0.0	0	0	0	0	0	0	1	5	0
9/22	at NE	1	1	4	0	4	0	0	0.0	0.0	0	0	0	0	0	0	0	0	0
10/2	TEN	1	1	7	5	2	1	1	0.0	0.0	0	0	0	0	0	0	0	0	0
10/9	at MIN	1	1	3	2	1	5	1	1.5	12.5	0	0	0	0	0	0	0	0	0
10/16	IND	1	1	6	4	2	1	2	1.0	5.0	0	0	0	0	0	0	0	0	0
10/24	at DEN	1	1	3	2	1	1	0	0.0	0.0	0	0	0	0	0	0	0	0	0
10/30	DET	1	1	0	0	0	1	0	0.0	0.0	0	0	0	0	0	0	0	0	0
11/13	at JAX	1	1	2	1	1	0	0	0.0	0.0	0	0	0	0	0	0	1	2	0
11/21	at OAK	1	1	3	3	0	0	0	0.0	0.0	0	0	0	0	0	0	0	0	0
11/27	SD	1	1	4	4	0	2	3	0.0	0.0	0	0	0	0	0	0	0	0	0
12/4	at GB	1	1	6	5	1	1	3	1.0	9.0	0	0	0	0	0	0	1	0	0
12/11	at IND	1	1	3	3	0	4	0	0.0	0.0	0	0	0	0	1	0	1	0	0
12/18	JAX			INACTIVE															
12/24	CIN	1	1	3	3	0	2	2	2.0	14.0	0	0	0	0	0	0	0	0	0
1/1/17	at TEN	1	1	2	1	1	1	0	0.0	0.0	0	0	0	0	0	0	0	0	0
Totals		15	15	53	36	17	22	13	7.5	56.5	0	0	0	0	1	1	4	7	0

POSTSEASON

Date	Opp	GP	GS	Tot	Solo	Asst	QBH	TFL	Sk	Yds	Int	Yds	Lg	TD	PD	FF	FR	Yds	TD
1/7/17	OAK (WC)	1	1	7	5	2	2	3	2.0	16.0	0	0	0	0	0	0	0	0	0
1/14/17	at NE (DIV)	1	1	4	2	2	3	1	1.0	4.0	0	0	0	0	1	0	0	0	0
Totals		2	2	11	7	4	5	4	3.0	20.0	0	0	0	0	1	0	0	0	0

CAREER STATISTICS

REGULAR SEASON				TACKLES					SACKS		INTERCEPTIONS					FUMBLES			
Year	Team	GP	GS	Tot	Solo	Asst	QBH	TFL	Sk	Yds	Int	Yds	Lg	TD	PD	FF	FR	Yds	TD
2012	HOU	16	4	18	15	3	7	6	6.0	17.0	0	0	0	0	1	2	1	0	0
2013	HOU	16	16	47	33	14	18	6	7.0	36.0	0	0	0	0	0	0	0	0	0
2014	HOU	15	13	50	31	19	11	9	5.0	30.0	0	0	0	0	0	2	0	0	0
2015	HOU	16	10	50	32	18	16	14	12.0	60.0	0	0	0	0	2	1	2	5	0
2016	HOU	15	15	53	36	17	22	13	7.5	56.5	0	0	0	0	1	1	4	7	0
Totals		78	58	218	147	71	74	48	37.5	199.5	0	0	0	0	4	6	6	12	0

POSTSEASON

Year	Team	GP	GS	Tot	Solo	Asst	QBH	TFL	Sk	Yds	Int	Yds	Lg	TD	PD	FF	FR	Yds	TD
2012	HOU	2	0	1	0	1	0	0	0.0	0.0	0	0	0	0	0	0	0	0	0
2015	HOU	1	1	8	5	3	4	3	3.0	17.0	0	0	0	0	0	0	0	0	0
2016	HOU	2	2	11	7	4	5	4	3.0	20.0	0	0	0	0	1	0	0	0	0
Totals		5	3	20	12	8	9	7	6.0	37.0	0	0	0	0	1	0	0	0	0

ADDITIONAL STATISTICS

Special Teams Tackles (9): 2012 - 7; 2015 - 2 | Postseason Special Teams Tackles (1): 2012 - 1

CAREER GAME HIGHS

Tackles: 9 vs. PHI, 11/2/14 | QBH: 5 at MIN, 10/9/16 | TFL: 4 vs. TEN, 11/1/15 | Sacks: 3.5, 2x – last: vs. JAX, 1/3/16
PD: 1, 3x – last: at BUF 12/6/15 | FF: 1, 6x – last: vs. CHI 9/11/16 | FR: 1, 6x – last: at GB, 12/4/16

- Split a sack with DE Antonio Smith on Vikings QB Sam Bradford in the first quarter and added a full sack one quarter later, also on third down, at Minnesota (10/9)
- Notched six tackles (four solo), 1.0 sack and two tackles for loss vs. Indianapolis (10/16)
- Tied a single-season career-high (two in 2015) with his second fumble recovery of the year and fifth of his career, at Jacksonville (11/13) in Week 10
- Logged four tackles (all solo), including a season-high three for loss, and two quarterback hits vs. San Diego (11/27) in Week 12
- Sacked Packers QB Aaron Rodgers, posted three tackles for loss and set a career high with his third fumble recovery of the season at Green Bay (12/4) in Week 13
- Posted three solo tackles, four quarterback hits, one pass defended and one fumble recovery at Indianapolis (12/11) in Week 14
- Matched his season high with 2.0 sacks of Bengals QB Andy Dalton, giving him his 10th career game with 2.0-or-more sacks, vs. Cincinnati (12/24) in Week 16

WHITNEY MERCILUS

- Tied for second on the team with seven tackles (five solo), and recorded three tackles for loss and 2.0 sacks vs. Oakland (1/7/17) in the AFC Wild Card round
- Finished with four tackles, three quarterback hits, one pass defended and 1.0 sack, giving him a franchise-best 6.0 for his postseason career, at New England (1/14/17) in the AFC Divisional round

2015 (Houston 16/10, 1/1):

- Posted two tackles and one pass defended vs. Kansas City (9/13)
- Made four tackles (two solo) and one special teams tackle at Carolina (9/20)
- Had two tackles (one solo), one tackle for loss, and one fumble recovery vs. Tampa Bay
- Registered his first 2.0 sacks of the season at Jacksonville (10/18)
- Brought down Jaguars QB Blake Bortles for a 7-yard loss in the second quarter and a 5-yard loss in the fourth quarter at Jacksonville (10/18)
- Posted a career-high 3.5 sacks vs. Tennessee (11/1), which is tied for the second-most in a game in Texans history (LB Connor Barwin, 4.0 at Jacksonville, 11/27/11, and DE Mario Williams, 3.5 vs. Denver, 12/13/07)
- Tied for second on the team with seven tackles (six solo), while adding four tackles for loss and four quarterback hits vs. Tennessee (11/1)
- Recorded his second multiple-sack game of the season and seventh of his career (11/1)
- Sacked QB Zach Mettenberger for a loss of six yards in second quarter vs. Tennessee (11/1)
- Sacked QB Zach Mettenberger for a 7-yard loss in the third quarter vs. Tennessee (11/1)
- Sacked QB Zach Mettenberger for a 6-yard loss in the fourth quarter vs. Tennessee (11/1)
- Split a 9-yard sack in the fourth quarter with DE J.J. Watt vs. Tennessee (11/1)
- Recorded a tackle for loss in the first quarter when he brought down Titans RB Antonio Andrews for a 2-yard loss vs. Tennessee (11/1)
- Finished with five tackles, including three for loss, and a sack at Cincinnati (11/16)
- The three tackles for loss are the second-most he's recorded in a game in his career (11/16)
- Has tallied seven tackles for loss in the last two games (Weeks 8 and 10)
- Registered four tackles (three solo) and one pass defended at Buffalo (12/6), his second of the year and first since Week 1 against Kansas City (9/13)
- Set a single-season career-high in sacks (7.5) after he brought down Patriots QB Tom Brady for a 9-yard loss in the fourth quarter vs. New England (12/13)
- Finished the game with five tackles (three solo) and 1.0 sack vs. New England (12/13)
- Sacked Colts QB Charlie Whitehurst in the fourth quarter at Indianapolis (12/20)
- Tallied five tackles (three solo), 3.5 sacks, three quarterback hits, two tackles for loss, one forced fumble and one fumble recovery vs. Jacksonville (1/3/16)
- Became the first player in franchise history and the fifth player in the NFL since 1982 to post two games with 3.5-or-more sacks in a season
- Passed DE Antonio Smith (27.0) for the third-most career sacks in Texans history
- Eclipsed the 10.0-sack mark for the first time in his career
- Brought down Jaguars QB Blake Bortles for a 6-yard loss in the first quarter (1/3/16)
- Sacked Bortles for a loss of four yards in the second quarter vs. Jacksonville (1/3/16)
- Recorded a sack-forced fumble on Bortles in the third quarter vs. Jacksonville (1/3/16), his fourth strip-sack of his career and first of the season
- Split a sack with OLB John Simon in the fourth quarter (1/3/16) for a loss of one yard
- Finished the year with 50 tackles (32 solo), 12.0 sacks, 16 quarterback hits, 14 tackles for loss, two passes defended, two fumble recoveries and one forced fumble. His sack and tackles for loss totals set single-season career highs, while he tied his personal-best for total tackles
- Tied Mario Williams (12.0 in 2008) for the fifth-most sacks in a season in franchise history
- Named AFC Defensive Player of the Month for December
- Recorded the most sacks (3.0) in a postseason game in Texans history, while tying for the fourth-most by any NFL player, in a playoff contest vs. Kansas City (1/9/16)
- Finished with eight tackles (five solo), 3.0 sacks for a loss of 17 yards and four quarterback hits in Wild Card Game vs. Kansas City (1/9/16)
- Notched his first career sack in the postseason when he brought down Chiefs QB Alex Smith for a 3-yard loss in the first quarter vs. Kansas City (1/9/16). Became the fourth player in franchise history to record a sack in the playoffs
- Sacked Smith for a 4-yard loss in the second quarter of Wild Card Game and became the third player in Texans history with 2.0-or-more sacks in a postseason game
- Brought down Smith for a 10-yard loss in the fourth quarter for his third sack of the day

2014 (Houston 15/13):

- Started 13 of 15 games and registered 50 tackles, 5.0 sacks, 11 quarterback hits, nine tackles for loss and two forced fumbles
- Started and recorded a tackle at Oakland (9/14) in Week 2
- Made five tackles at N.Y. Giants (9/21) in Week 3
- Recorded two quarterback hits and made two tackles vs. Buffalo (9/28) in Week 4
- Made five tackles and added a tackle for loss and quarterback hit at Dallas (10/5) in Week 5
- Recorded six tackles, two tackles for loss and a quarterback hit vs. Indianapolis (10/9) in Week 6
- Recorded the fourth multi-sack game of his career at Pittsburgh (10/20). Strip-sacked Ben Roethlisberger in the first quarter and finished the game with five tackles, two tackles for loss, one quarterback hit and one pass defended. Moved into a tie for fifth on the franchise's all-time sack list, matching LB Kailee Wong's (2002-06) 15 career sacks

- Had a multi-sack game for the fifth time in his career and second time this season vs. Philadelphia (11/2) in Week 9. Tied for the team lead with a career-high nine tackles. Set a season high with three quarterback hits and tied a season high with two tackles for loss and set a career best with seven tackles for loss on the season
- Made five tackles vs. Cincinnati (11/23) in Week 12
- Had three tackles and a tackle for loss vs. Tennessee (11/30) in Week 13
- Inactive in Week 15
- Had three tackles and forced his second fumble of the season vs. Baltimore (12/21) in Week 16
- Sacked Jaguars QB Blake Bortles for three yards vs. Jacksonville (12/28) in Week 17. Finished with three tackles and added a tackle for loss and a quarterback hit

2013 (Houston 16/16):

- Started all 16 games at weakside linebacker and recorded career-bests of 65 tackles, 7.0 sacks and 18 quarterback hits while tying a career-high with six tackles for loss
- Recorded seven tackles (five solo) and a sack for a loss of six yards at San Diego (9/9)
- Recorded career highs in tackles (eight, four solo) and sacks (2.5) vs. Seattle (9/29)
- Recorded six tackles (three solo) and a sack at San Francisco (10/6)
- Added another sack to go along with four solo tackles vs. Jacksonville (11/24)
- Tied his career-high of 6.0 sacks in a season with a half-sack vs. New England (12/1)
- Set a career high with his seventh sack of the season vs. Denver (12/22)

2012 (Houston 16/4, 2/0):

- Tied the Texans rookie record for sacks in a season with 6.0
- Made his Texans and NFL debut at OLB in the season opener vs. Miami (9/9)
- Had a special teams tackle at Jacksonville (9/16) and at N.Y. Jets (10/8)
- Made two special teams tackles at Denver (9/23)
- Had one tackle vs. Green Bay (10/14)
- Registered his first career sack and forced a fumble when he dropped Ravens QB Joe Flacco for a 2-yard loss in the first quarter vs. Baltimore (10/21)
- Recorded two sacks and collected his second career forced fumble vs. Buffalo (11/4)
- Made two tackles (one solo) at Chicago (11/11)
- Collected a season-high four tackles at Detroit (11/22)
- Sacked Titans QB Jake Locker twice for a total loss of 6 yards and recovered a fumble at Tennessee (12/2)
- Sacked Patriots QB Tom Brady for a 7-yard loss in the third quarter at New England (12/10) to give him 6.0 sacks on the season, tying the franchise rookie sack record set by OLB Brooks Reed in 2011
- Recorded four tackles (one solo) vs. Indianapolis (12/16)
- Made his postseason debut in the AFC Wild Card Playoff vs. Cincinnati (1/5/13)
- Made one tackle and one special teams tackle in AFC Divisional Playoff at New England (1/13/13)

COLLEGE:

- Played three seasons (2009-11) at the University of Illinois in Champaign, Ill. after redshirting the 2008 campaign
- Started 15-of-37 games with the Illini, recording 81 tackles (42 solo) with 18.0 sacks (119 yards), 28 tackles for loss (150 yards), 11 forced fumbles and two fumble recoveries
- Tied for eighth in NCAA FBS history with 11 forced fumbles, which also ranks fifth all-time in the Big Ten Conference and is second on the Illini all-time list (13 by Simeon Rice from 1992-95)
- Set a school and Big Ten single-season record with nine forced fumbles in 2011
- Third on the Illinois single-season tackle for loss chart with 22.5 in 2011
- Earned 2011 All-America and All-Big Ten Conference first-team honors from The NFL Draft Report as the scouting service named him the league's Player of the Year and National Defensive Lineman of the Year
- Mid-season All-America from Phil Steele's College Football and was selected National Defensive Lineman of the Week for his performance vs. Indiana (3.0 sacks) his senior season
- Led the nation in sacks per game (1.23) and fumbles forced per game (0.833) as a senior
- Recorded a career-high 57 tackles (28 solo) with 16.0 sacks (105 yards) to tie the school season-record that was first set by Simeon Rice in 1994
- Played in all 13 games, starting two games at weak-side defensive end his junior season
- Recorded 16 tackles (eight solo) with a 7-yard sack and three tackles for loss in 2010
- Recorded eight tackles (four solo), two assisted sacks and 3.5 tackles for loss in 2009
- Redshirted as a freshman

PERSONAL:

- Attended Garfield High School in Akron, Ohio
- Played defensive end and tight end and earned Northeast Ohio Inland All-Star team, Cleveland Plain-Dealer Defensive All-Star team and All-District honors after leading the Rams to a 7-3 record in 2007
- A Prep Star All-Region and All-Akron City League choice, he recorded 36 solo tackles with a pair of sacks, six stops behind the line of scrimmage and four fumble recoveries, advancing one 36 yards for a score that year



BRAXTON MILLER

WIDE RECEIVER | 6-2 | 215 | OHIO STATE

Hometown: Springfield, Ohio | 2nd NFL Season | 2nd with Texans | Age: 24
Acquired: D3-'16 | 2016 GP/GS (Playoffs): 10/6 (0/0) | Career GP/GS (Playoffs): 10/6 (0/0)
Teams: Houston 2016-17

13

TRANSACTIONS:

Selected by the Houston Texans with the 22nd pick in the third round (85th overall) of the 2016 NFL Draft.

2016 (Houston 10/6, 0/0):

- Caught one pass for six yards in his NFL debut vs. Chicago (9/11)
- Made one catch for three yards vs. Kansas City (9/18) in Week 2
- Inactive for Week 3 at New England (9/22) and Week 4 vs. Tennessee (10/2) with an injury
- Made his first career kickoff return for 15 yards and added a 12-yard reception at Minnesota (10/9) in Week 5
- Tallied two receptions for 13 yards and returned a kickoff 17 yards vs. Indianapolis (10/16) in Week 6
- Logged then-career highs with three receptions for 18 yards vs. Detroit (10/30) in Week 8
- Started his third game of the season and caught one pass for 10 yards at Jacksonville (11/13) in Week 10
- Set single-game career highs in receptions (5) and receiving yards (26) and caught his first career touchdown on a 12-yard pass from QB Brock Osweiler in the second quarter at Oakland (11/21) in Week 11
- Hauled in one pass for 12 yards and recorded one rush attempt for one yard vs. San Diego (11/27)
- Inactive for Week 14 at Indianapolis (12/11) with an injury
- Placed on the Reserve/Injured List on Dec. 13

COLLEGE:

- Played four seasons (2011-13; 15) at Ohio State University in Columbus, Ohio
- Redshirted the 2014 campaign
- After missing 20 months of activity while recovering from a shoulder injury and two surgeries, switched positions to receiver/H-Back and earned honorable mention All-Big Ten honors after catching 26 passes for 341 yards and three touchdowns plus rushing for 281 yards and another score
- A two-time winner of the Chicago Tribune's Silver Football Award as the best player in the Big Ten as quarterback
- Holds the school record with 88 touchdowns responsible for while also finishing among the school's greats with 8,609 yards of total offense (second at Ohio State), 3,314 rushing yards (No. 6) and 33 rushing touchdowns, 5,295 yards passing (No. 8) and 52 touchdowns (No. 4)
- Has the most individual awards in Big Ten history with seven, including two offensive player and quarterback of year awards plus a freshman of the year honor
- Finished his career as a CFP National Champion (2015), Sugar Bowl Champion (2015), Fiesta Bowl Champion (2016) and Big Ten Champion (2014)
- A two-time All-Big Ten First Team selection (2012, 2013) and the only player ever to be named two-time Big Ten Offensive Player of the Year (2012, 2013)
- Also a two-time Heisman Trophy candidate (5th - 2012, 9th - 2013)
- Graduated in December 2014 with a degree in communications

PERSONAL:

- Highly-regarded quarterback who led Wayne High School in Huber Heights, Ohio to the 2010 Division I state title game
- Passed for 2,167 yards and 17 touchdowns, and rushed for 658 yards 17 more touchdowns as a senior for Coach Jay Minton
- Had a career record of 31-7 as a starting quarterback
- Ohio Mr. Football finalist and first team all-state
- Under Armour All-American game participant
- Basketball letterman

- The son of Kelly and Kevin Miller
- Youngest of three siblings (Brion and Bailey)
- Has a son, Landon
- Enrolled at Ohio State in January 2009

2016 OFFENSIVE STATISTICS

REGULAR SEASON				RECEIVING						RUSHING					
Date	Opp	GP	GS	Rec	Yds	Avg	Lg	TD		Att	Yds	Avg	Lg	TD	
9/11	CHI	1	1	1	6	6.0	6	0		0	0	0.0	0	0	
9/18	KC	1	1	1	3	3.0	3	0		1	-2	-2.0	-2	0	
9/22	at NE														
10/2	TEN														
10/9	at MIN	1	0	1	12	12.0	12	0		0	0	0.0	0	0	
10/16	IND	1	0	2	13	6.5	10	0		0	0	0.0	0	0	
10/24	at DEN	1	0	0	0	0.0	0	0		0	0	0.0	0	0	
10/30	DET	1	0	3	18	6.0	12	0		0	0	0.0	0	0	
11/13	at JAX	1	1	1	10	10.0	10	0		0	0	0.0	0	0	
11/21	at OAK	1	1	5	25	5.0	12t	1		1	1	1.0	1	0	
11/27	SD	1	1	1	12	12.0	12	0		1	1	1.0	1	0	
12/4	at GB	1	1	0	0	0.0	0	0		0	0	0.0	0	0	
12/11	at IND														
12/18	JAX														
12/24	CIN														
1/1/17	at TEN														
Totals		10	6	15	99	6.6	12t	1		3	0	0.0	1	0	
POSTSEASON															
Date	Opp	GP	GS	Rec	Yds	Avg	Lg	TD		Att	Yds	Avg	Lg	TD	
1/7/17	OAK (WC)														
1/14/17	at NE (DIV)														
Totals		0	0	0	0	0.0	0	0		0	0	0.0	0	0	

2016 RETURN STATISTICS

REGULAR SEASON				KICKOFFS						PUNTS					
Date	Opp	GP	KR	Yds	Avg	Lg	TD			PR	Yds	Avg	Lg	TD	FC
9/11	CHI	1	0	0	0.0	0	0			0	0	0.0	0	0	0
9/18	KC	1	0	0	0.0	0	0			0	0	0.0	0	0	0
9/22	at NE														
10/2	TEN														
10/9	at MIN	1	1	15	15.0	15	0			0	0	0.0	0	0	0
10/16	IND	1	1	17	17.0	17	0			0	0	0.0	0	0	0
10/24	at DEN	1	1	9	9.0	9	0			0	0	0.0	0	0	0
10/30	DET	1	0	0	0.0	0	0			0	0	0.0	0	0	0
11/13	at JAX	1	0	0	0.0	0	0			0	0	0.0	0	0	0
11/21	at OAK	1	0	0	0.0	0	0			1	1	1.0	1	0	0
11/27	SD	1	0	0	0.0	0	0			0	0	0.0	0	0	0
12/4	at GB	1	0	0	0.0	0	0			0	0	0.0	0	0	0
12/11	at IND														
12/18	JAX														
12/24	CIN														
1/1/17	at TEN														
Totals		10	3	41	13.7	17	0			1	1	1.0	1	0	0
POSTSEASON															
Date	Opp	GP	KR	Yds	Avg	Lg	TD			PR	Yds	Avg	Lg	TD	FC
1/7/17	OAK (WC)														
1/14/17	at NE (DIV)														
Totals		0	0	0	0.0	0	0			0	0	0.0	0	0	0



LAMAR MILLER

RUNNING BACK | 5-10 | 225 | MIAMI (FLA.)

Hometown: Miami, Fla. | 6th NFL Season | 2nd with Texans | Age: 26
 Acquired: UFA-'16 (MIA) | 2016 GP/GS (Playoffs): 14/14 (2/2) | Career GP/GS (Playoffs): 75/62 (2/2)
 Teams: Miami 2012-15; Houston 2016-17

26

TRANSACTIONS:

Selected by the Miami Dolphins with the second pick in the fourth round (97th overall) of the 2012 NFL Draft...Signed by the Houston Texans on March 10, 2016.

CAREER:

- Ranks second in the AFC and fifth in the NFL with 3,044 rushing yards over the past three seasons (2014-16)
- Fifth among all NFL running backs in scrimmage yards over the past three seasons (2014-16) with a total of 3,904 (3,044 rushing yards and 860 receiving yards)
- Ranks ninth among all NFL running backs with a 4.49 yards per carry average over the past three seasons (2014-16)
- In his first season with the Texans in 2016, became just the fourth player in franchise history to rush for 1,000 yards in a season and made his NFL postseason debut
- Became the fourth player in Texans history to score a rushing and receiving touchdown in the same game vs. Indianapolis (10/16/16)
- Played in 67 consecutive games from 2012-16 and started 56 consecutive games from 2013-16
- Had a 54-yard touchdown reception and an 85-yard touchdown run - both in the second quarter vs. Houston on (10/25/15), becoming the second player in NFL history with an 85-plus yard touchdown run and 50-plus yard touchdown catch in a single game (RB Chris Johnson) and the only player to accomplish the feat in a single quarter
- Has 10 career 100-yard rushing games

2016 (Houston 14/14, 2/2):

- Finished 10th in the NFL in rushing yards (1,073), 19th in scrimmage yards (1,261) and 24th in first downs (61)
- Started his first game as a Texan and rushed for 106 yards on a career-high 28 attempts, averaging 3.8 yards per carry. Also caught four passes for 11 yards vs. Chicago (9/11)
- His 15 carries in the first half vs. Chicago (9/11) marked the most he's ever had in a half of a game in his career, surpassing his previous high of 14 carries in the first half against Houston as a member of the Miami Dolphins (10/25/15)
- Finished with 83 rushing yards on 25 carries and 14 receiving yards on two receptions vs. Kansas City (9/18)
- Set career highs for rushing attempts in a quarter (10 in first quarter) and half (16 in first half), and totaled 21 carries for 80 yards at New England (9/22) in Week 3
- Rushed for 82 yards on 19 attempts (season-high 4.3 avg.) and caught three passes for 26 yards vs. Tennessee (10/2) in Week 4
- Rushed for a touchdown and a season-high 149 yards on 24 carries, averaging 6.2 yards per attempt. Also caught three passes for 29 yards and a touchdown vs. Indianapolis (10/16) in Week 6
- Recorded a rushing and receiving touchdown in the same game for the second time in his career and first since Week 7 of 2015, vs. Indianapolis (10/16) in Week 6
- Totaled 61 yards on 11 attempts (5.6 avg.), including a season-long 25-yard run, at Denver (10/24) in Week 7
- Rushed 17 times for 56 yards and a touchdown, while catching two passes for seven yards vs. Detroit (10/30) in Week 8
- Totaled 83 rushing yards on 15 carries (5.5 avg.), including a season-long 45-yard run, at Jacksonville (11/13) in Week 10
- Registered his third 100-yard performance of the season with 104 rushing yards on 24 attempts (4.3 avg.) and scored on a 1-yard touchdown run in the third quarter at Oakland (11/21) in Week 11
- Rushed for 57 yards on 19 carries and caught three passes for 18 yards for a total of 75 scrimmage yards vs. San Diego (11/27) in Week 12

2016 STATISTICS

REGULAR SEASON

Date	Opp			RUSHING					RECEIVING				
		GP	GS	Att	Yds	Avg	Lg	TD	Rec	Yds	Avg	Lg	TD
9/11	CHI	1	1	28	106	3.8	12	0	4	11	2.8	6	0
9/18	KC	1	1	25	83	3.3	8	0	2	14	7.0	9	0
9/22	at NE	1	1	21	80	3.8	15	0	4	27	6.8	9	0
10/2	TEN	1	1	19	82	4.3	14	0	3	26	8.7	11	0
10/9	at MIN	1	1	8	20	2.5	4	0	1	4	4.0	4	0
10/16	IND	1	1	24	149	6.2	23	1	3	29	9.7	16	1
10/24	at DEN	1	1	11	61	5.6	25	0	3	6	2.0	4	0
10/30	DET	1	1	17	56	3.3	10	1	2	7	3.5	4	0
11/13	at JAX	1	1	15	83	5.5	45	0	0	0	0.0	0	0
11/21	at OAK	1	1	24	104	4.3	33	1	2	9	4.5	5	0
11/27	SD	1	1	19	57	3.0	20	0	3	18	6.0	11	0
12/4	at GB	1	1	14	22	1.6	5	0	1	-4	-4.0	7	0
12/11	at IND	1	1	21	107	5.1	20	1	1	15	15.0	15	0
12/18	JAX	1	1	22	63	2.9	11	1	2	26	13.0	16	0
12/24	CIN												
1/1/17	at TEN												
				INACTIVE									
				INACTIVE									
Totals		14	14	268	1,073	4.0	45	5	31	188	6.1	16	1

POSTSEASON

Date	Opp	GP	GS	Att	Yds	Avg	Lg	TD	Rec	Yds	Avg	Lg	TD
1/7/17	OAK (WC)	1	1	31	73	2.35	19	1	0	0	0.0	0	0
1/14/17	at NE (DIV)	1	1	19	74	3.9	17	0	4	15	3.8	6	0
Totals		2	2	50	147	2.9	19	1	4	15	3.8	6	0

ADDITIONAL STATISTICS

Fumbles/Lost: 2/1 | Fumble Recoveries: 2 | Misc. Tackles: 2

CAREER STATISTICS

REGULAR SEASON

Year	Team			RUSHING					RECEIVING				
		GP	GS	Att	Yds	Avg	Lg	TD	Rec	Yds	Avg	Lg	TD
2012	MIA	13	1	51	250	4.9	28	1	6	45	7.5	12	0
2013	MIA	16	15	177	709	4.0	49	2	26	170	6.5	22	0
2014	MIA	16	16	216	1,099	5.1	97†	8	38	275	7.2	20	1
2015	MIA	16	16	194	872	4.5	85†	8	47	397	8.4	54†	2
2016	HOU	14	14	268	1,073	4.0	45	5	31	188	6.1	16	1
Totals		75	62	906	4,003	4.4	97†	24	148	1,075	7.3	54†	4

POSTSEASON

Year	Team	GP	GS	Att	Yds	Avg	Lg	TD	Rec	Yds	Avg	Lg	TD
2016	HOU	2	2	50	147	2.9	19	1	4	15	3.8	6	0
Totals		2	2	50	147	2.9	19	1	4	15	3.8	6	0

ADDITIONAL STATISTICS

Fumbles/Lost (7/6): 2013 - 1/1; 2014 - 3/3; 2015 - 1/1; 2016 - 2/1 | Fumble Recoveries (4): 2014 - 1; 2015 - 1; 2016 - 2

CAREER GAME HIGHS

Rushing Att.: 28 vs. CHI, 9/11/16 | Rushing Yards: 178 vs. NYJ, 12/28/14 | Rushing TD: 2, 2x - last: vs. NYG, 12/14/15
 Rushing Long: 97† vs. NYJ, 12/28/14 | Receptions: 7 at BUF, 11/8/15 | Receiving Yards: 97 at BUF, 11/8/15
 Receiving TDs: 1, 4x - last: vs. IND, 10/16/16 | Receiving Long: 54† vs. HOU, 10/25/15

- Surpassed his previous career high of 216 carries in a season (2014) at Green Bay (12/4)
- Posted 107 rushing yards on 21 attempts (5.1 avg.) and scored a touchdown at Indianapolis (12/11) in Week 14
- Rushed for 63 yards and the game-winning touchdown on 22 carries and added two receptions for 26 yards for a total of 89 scrimmage yards vs. Jacksonville (12/18) in Week 15
- Inactive for Week 16 vs. Cincinnati (12/24) with an injury
- In his first career postseason game, led the team with 73 rushing yards and a touchdown on 31 carries, which was the second-most carries in Texans postseason history, vs. Oakland (1/7/17) in the AFC Wild Card round
- Logged 89 scrimmage yards with 73 rushing yards and 16 receiving yards at New England (1/14/17) in the AFC Divisional round

LAMAR MILLER

2015 (Miami 16/16):

- Played in and started all 16 games
- Recorded 194 carries for 872 yards (4.5 avg.) and eight touchdowns
- Added 47 receptions for 397 yards (8.4 avg.) and two receiving touchdowns
- Totaled 100 yards for the first time on the year with a 19-carry, 113-yard performance and a touchdown at Tennessee (10/18)
- Named FedEx Ground Player of the Week as he rushed for 175 yards on 14 carries (12.5 avg.) and one touchdown while catching three passes for 61 yards (20.3) and a 54-yard receiving touchdown in win vs. Houston (10/25)
- His 12.50 yards per carry average was the fourth-highest single-game rushing average in team history (minimum 10 attempts)
- Scored twice and totaled 44 rushing yards on 12 carries (3.7 avg.) at Buffalo (11/8)
- Totaled 20 carries for 113 yards (5.7 avg.) in win vs. Baltimore (12/6)
- Rushed for 89 yards on 12 carries (7.4 avg.) and two scores vs. N.Y. Giants (12/14)

2014 (Miami 16/16):

- Played in and started all 16 games
- Led the Dolphins in rushing with 216 carries for 1,099 yards (5.09 avg.) and eight touchdowns
- Added 38 catches for 275 yards and one touchdown
- Led the Dolphins in rushing on 14 occasions during the season
- Became the first Dolphins player to eclipse the 1,000-yard rushing mark since RB Reggie Bush in 2011 and posted the eighth-highest single-season total in Miami history
- Rushed 11 times for 59 yards and added four receptions for 19 yards and one touchdown, the first touchdown reception of his career, vs. New England (9/7)
- Rushed for 108 yards vs. Kansas City (9/21)
- Carried the ball 12 times for 64 yards with two rushing touchdowns at Oakland in London (9/28), which marked the first multi-rushing touchdown game of his career
- Rushed 14 times for 53 yards and one touchdown vs. Green Bay (10/12)
- Rushed for 61 yards on 18 carries and one touchdown at Chicago (10/19), which marked the third consecutive game he scored a rushing touchdown
- Closed the season by rushing 19 times for a career-high 178 yards and one touchdown vs. N.Y. Jets (12/28)
- It was the sixth-highest single-game rushing total in the NFL and the fifth-most in the AFC in 2014
- In addition, his 9.37 yards per rush (19-178) against the N.Y. Jets was the highest single-game average in the NFL in 2014 among all running backs with a minimum of 15 carries
- Recorded a 97-yard touchdown run in the third quarter vs. the N.Y. Jets (12/28), which was tied for the third-longest run in NFL history, behind the 98-yard run by RB Ahman Green of Green Bay in 2003 and RB Tony Dorsett's 99-yard run for the Dallas Cowboys in 1982
- Finished the 2014 season ranked among the NFL leaders in every major rushing statistic
- His 1,099 yards were 10th in the NFL and fifth in AFC
- His eight rushing touchdowns were tied for eighth in the NFL and tied for second in the AFC
- His 5.09 average per carry was fifth in the NFL and second in the AFC overall and second in the NFL and AFC among running backs

2013 (Miami 16/15):

- Played in all 16 games with 15 starts
- Led the Dolphins in rushing with 177 carries for 709 yards and two touchdowns
- Added 26 catches for 170 yards
- Led the team in rushing on 11 occasions
- Led the Dolphins in rushing with 14 carries for 69 yards and one touchdown, coming on a 10-yard run, and added two catches for six yards at Indianapolis (9/15)
- Led the Dolphins in rushing with eight carries for 62 yards, including a season-long 49-yard run vs. Atlanta (9/22)
- Had 11 carries for 62 yards and one touchdown and added one catch for six yards at New Orleans (9/30)
- Posted nine carries for 43 yards, including a 30-yard run, vs. Buffalo (10/20)
- Recorded 18 carries for 89 yards and added three catches for 23 yards at New England (10/27)
- Posted 16 carries for 105 yards, including a 41-yard run, and added four catches for 24 yards vs. Cincinnati (10/31)
- It marked the first 100-yard rushing performance of his NFL career
- Gained 72 yards on 22 carries and added one catch for 13 yards at N.Y. Jets (12/1)
- Had 15 carries for 61 yards vs. New England (12/15)
- Led the team with 17 carries for 73 yards and added one catch for four yards vs. N.Y. Jets (12/29)

2012 (Miami 13/1):

- Played in 14 games with one start as a rookie
- Was inactive for two games
- Recorded 51 carries for 250 yards and one touchdown
- Added six receptions for 45 yards
- Made NFL debut in a reserve role vs. Oakland (9/16) and had ten carries for 65 yards and one touchdown

- His touchdown came on a 15-yard run in the fourth quarter, the first touchdown of his career
- It was the first time a Dolphins rookie had a rushing touchdown since Ronnie Brown in 2005
- His first NFL carry came on a five-yard run in the first quarter
- Registered nine carries for 48 yards, including a 22-yard run, vs. N.Y. Jets (9/23)
- Had three carries for 12 yards and added two catches for 13 yards, the first two receptions of his NFL career, vs. Tennessee (11/11)
- Made the first start of his NFL career at San Francisco (12/9)
- Led the Dolphins in rushing with ten carries for season-high 73 yards, including a long run of 28 yards, vs. Buffalo (12/23)


COLLEGE:

- Two-year letterman (2010-11) and one-year starter at the University of Miami (Fla.) after redshirting the 2009 campaign
- Played in 23 career games with 13 starts
- Recorded 335 carries for 1,918 yards (5.7 avg.) with 15 touchdowns
- Caught 28 passes for 181 yards (6.5 avg.) and one score
- Added 15 kickoff returns for 376 yards (25.1 avg.) and a touchdown and three punt returns for 16 yards (5.3 avg.)
- Ran for more than 100 yards nine times during his career
- Started 12 games as a redshirt sophomore in 2011
- Named as a first-team All-Atlantic Coast Conference selection
- Rushed for 1,272 yards on 227 carries (5.6 avg.) and nine touchdowns
- Became the first Miami running back since Willis McGahee in 2002 to rush for more than 1,000 yards in a season
- It was the third-best single-season rushing total in program history, behind Willis McGahee (1,753 yards in 2002) and Edgerrin James (1,416 in 1998)
- Added 17 receptions for 85 yards (5.0 avg.) and a score
- Also returned seven kickoffs for 162 yards (23.4 avg.)
- Was the only back in country with a rush of 40 yards or more through each of the first four games of the season
- Rushed for 100-plus yards in each of first five games of season
- Played in 11 games with one start as a redshirt freshman in 2010
- Recorded 108 carries for 646 yards (6.0 avg.) and six touchdowns
- Added 11 receptions for 96 yards (8.7 avg.)
- Had eight kickoff returns for 214 yards (26.8 avg.) and a touchdown
- Also returned three punts for 16 yards
- Was twice named ACC Rookie of the Week
- Majored in liberal arts

PERSONAL:

- Attended Miami (Fla.) Killian High School
- Named first-team All-State recognition as a senior
- Led Miami-Dade in rushing with 217 carries for 1,749 yards and 22 touchdowns
- Earned second-team All-State honors as a junior
- Amassed 154 carries for 1,126 yards with 12 scores
- Also lettered in basketball and track and field
- Held a summer job while in high school at what was then called the Miami MetroZoo (it became Zoo Miami in the summer of 2010)
- Grew up a fan of the Miami Hurricanes
- Lists "Martin" and "The Jamie Foxx Show" as favorite television shows and Meek Mill as favorite recording artist
- Worked with local schools in team's bowling, Dave & Buster's, mini-golf and go-karting events
- Participated in the Miami Dolphins Foundation's Fins Weekend events
- Walked in support of WalkAbout Autism event at Sun Life Stadium
- Born April 25, 1991 in Miami, Fla.

VETERAN BIOS



COREY MOORE

SAFETY | 6-2 | 205 | GEORGIA

Hometown: Griffin, Ga. | 2nd NFL Season | 2nd with Texans | Age: 24

Acquired: CFA-'15 | 2016 GP/GS (Playoffs): 16/8 (2/1) | Career GP/GS (Playoffs): 17/8 (3/1)

Teams: Houston 2015-17

43

TRANSACTIONS:

Signed by the Houston Texans as a college free agent on May 11, 2015...Waived by the Texans on Sept. 5, 2015...Signed to the Texans practice squad on Sept. 8, 2015...Signed to the Texans active roster on Dec. 29, 2015.

2016 (Houston 16/8, 2/1):

- Appeared in all 16 games and made eight starts, tallying 23 tackles and three passes defended
- Also recorded nine special teams tackles, which ranked fourth on the team
- Played exclusively on special teams in Weeks 1-3
- Recorded one special teams tackle vs. Kansas City (9/18) in Week 2
- Saw his first action of the season on defense and contributed on special teams vs. Tennessee (10/2) in Week 4
- Saw his most significant action on defense and registered the first two tackles (one solo) of his career at Minnesota (10/9)
- Made the first start of his career and notched a career-high four tackles (two solo) vs. Indianapolis (10/16) in Week 6
- Started at Denver (10/24) in Week 7 and recorded two tackles (one solo)
- Made a third consecutive start and finished with three solo tackles and the first two passes defended of his career vs. Detroit (10/30) in Week 8
- Played exclusively on special teams at Jacksonville (11/13) in Week 10
- Recorded one solo tackle, a pass defended and a special teams tackle at Oakland (11/21) in Week 11
- Played three snaps on defense and contributed on special teams vs. San Diego (11/27) in Week 12
- Started his first game since Week 8 and made four solo tackles and contributed with one special teams tackle at Green Bay (12/4) in Week 13
- Made a second consecutive start and notched one tackle on both defense and special teams at Indianapolis (12/11)
- Notched three solo tackles and a pair of special teams tackles in his seventh start of the season vs. Cincinnati (12/24)
- Logged three tackles and made two special teams tackles at Tennessee (1/1/17) in Week 17
- Became the second safety and the sixth player in Texans history to record an interception in a postseason game when he picked off Raiders QB Connor Cook vs. Oakland (1/7/17) in the AFC Wild Card round
- Led the team with seven tackles and added one pass defended at New England (1/14/17) in the AFC Divisional round

2015 (Houston 1/0, 1/0):

- Signed to the Texans active roster on Dec. 29 after spending all season on the practice squad
- Made his NFL debut vs. Jacksonville (1/3/16) and had one special teams tackle

COLLEGE:

- Played four seasons (2011-14) at the University of Georgia in Athens, Ga.
- Saw action in 12 games and made six starts in 2014, compiling 26 total tackles (20 solo)
- Recorded two career interceptions
- Appeared in 12 games (seven starts) in 2013, finishing with 35 tackles

2016 STATISTICS

REGULAR SEASON				TACKLES					SACKS		INTERCEPTIONS					FUMBLES			
Date	Opp	GP	GS	Tot	Solo	Asst	QBH	TFL	Sk	Yds	Int	Yds	Lg	TD	PD	FF	FR	Yds	TD
9/11	CHI	1	0	0	0	0	0	0	0.0	0.0	0	0	0	0	0	0	0	0	0
9/18	KC	1	0	0	0	0	0	0	0.0	0.0	0	0	0	0	0	0	0	0	0
9/22	at NE	1	0	0	0	0	0	0	0.0	0.0	0	0	0	0	0	0	0	0	0
10/2	TEN	1	0	0	0	0	0	0	0.0	0.0	0	0	0	0	0	0	0	0	0
10/9	at MIN	1	0	2	1	1	0	0	0.0	0.0	0	0	0	0	0	0	0	0	0
10/16	IND	1	1	4	2	2	0	0	0.0	0.0	0	0	0	0	0	0	0	0	0
10/24	at DEN	1	1	2	1	1	0	0	0.0	0.0	0	0	0	0	0	0	0	0	0
10/30	DET	1	1	3	3	0	0	0	0.0	0.0	0	0	0	0	2	0	0	0	0
11/3	at JAX	1	0	0	0	0	0	0	0.0	0.0	0	0	0	0	0	0	0	0	0
11/21	at OAK	1	0	1	1	0	0	0	0.0	0.0	0	0	0	0	1	0	0	0	0
11/27	SD	1	0	0	0	0	0	0	0.0	0.0	0	0	0	0	0	0	0	0	0
12/4	at GB	1	1	4	4	0	0	0	0.0	0.0	0	0	0	0	0	0	0	0	0
12/11	at IND	1	1	1	0	1	0	0	0.0	0.0	0	0	0	0	0	0	0	0	0
12/18	JAX	1	1	1	1	0	0	0	0.0	0.0	0	0	0	0	0	0	0	0	0
12/24	CIN	1	1	3	3	0	0	0	0.0	0.0	0	0	0	0	0	0	0	0	0
1/1/17	at TEN	1	1	3	3	0	0	0	0.0	0.0	0	0	0	0	0	0	0	0	0
Totals		16	8	23	18	5	0	0	0.0	0.0	0	0	0	0	3	0	0	0	0

POSTSEASON

Date	Opp	GP	GS	Tot	Solo	Asst	QBH	TFL	Sk	Yds	Int	Yds	Lg	TD	PD	FF	FR	Yds	TD
1/7/17	OAK (WC)	1	0	0	0	0	0	0	0.0	0.0	1	20	20	0	2	0	0	0	0
1/14/17	at NE (DIV)	1	1	7	6	1	0	0	0.0	0.0	0	0	0	0	1	0	0	0	0
Totals		2	1	7	6	1	0	0	0.0	0.0	1	20	20	0	3	0	0	0	0

ADDITIONAL STATISTICS

Special Teams Tackles: 9 | Postseason Special Teams Tackles: 1

CAREER STATISTICS

REGULAR SEASON				TACKLES					SACKS		INTERCEPTIONS					FUMBLES			
Year	Team	GP	GS	Tot	Solo	Asst	QBH	TFL	Sk	Yds	Int	Yds	Lg	TD	PD	FF	FR	Yds	TD
2015	HOU	1	0	0	0	0	0	0	0.0	0.0	0	0	0	0	0	0	0	0	0
2016	HOU	16	8	23	18	5	0	0	0.0	0.0	0	0	0	0	3	0	0	0	0
Totals		17	8	16	11	5	0	0	0.0	0.0	0	0	0	0	3	0	0	0	0
POSTSEASON				TACKLES					SACKS		INTERCEPTIONS					FUMBLES			
Year	Team	GP	GS	Tot	Solo	Asst	QBH	TFL	Sk	Yds	Int	Yds	Lg	TD	PD	FF	FR	Yds	TD
2015	HOU	1	0	0	0	0	0	0	0.0	0.0	0	0	0	0	0	0	0	0	0
2016	HOU	2	1	7	6	1	0	0	0.0	0.0	1	20	20	0	3	0	0	0	0
Totals		3	1	7	6	1	0	0	0.0	0.0	1	20	20	0	3	0	0	0	0

ADDITIONAL STATISTICS

Special Teams Tackles (10): 2015 - 1; 2016 - 9 | Postseason Special Teams Tackles (1): 2016 - 1

- Recipient of the Erskine "Erk" Russell Football Scholarship (2011-13)
- Appeared in 14 games making one start (on offense) in 2012, and had 14 tackles, including one for a loss
- Appeared in 12 games in 2011

PERSONAL:

- Attended Griffin (Ga.) High School and was coached by Steve Devoursney
- Majored in communication studies at Georgia
- 2010 Army All-America Team
- 2010 PrepStar Top 150 Dream Team
- SuperPrep All-America and All-Dixie teams
- ESPN.com four-star prospect, No. 15 DB nationally
- 2010 Atlanta Journal Constitution Top 50
- 2010 Georgia Athletic Coaches Association North-South All-Star Team
- 2010 Griffin Daily News All-Area ATH
- Backup quarterback as a senior
- Also lettered in basketball and track
- Born Jan. 28, 1993



SIO MOORE

INSIDE LINEBACKER | 6-1 | 245 | CONNECTICUT

Hometown: West Haven, Conn. | 5th NFL Season | 1st with Texans | Age: 27
 Acquired: FA-'17 | 2016 GP/GS (Playoffs): 8/7 (0/0) | Career GP/GS (Playoffs): 46/29 (0/0)
 Teams: Oakland 2013-14; Indianapolis 2015-16; Kansas City 2016; Arizona 2016; Houston 2017

54

TRANSACTIONS:

Selected by the Oakland Raiders with the 12th pick in the third round (66th overall) of the 2013 NFL Draft...Traded to the Indianapolis Colts on Sept. 5, 2015...Waived by the Colts on Oct. 4, 2016...Signed by the Kansas City Chiefs on Oct. 7, 2016...Waived by the Chiefs on Nov. 1, 2016...Signed by the Arizona Cardinals on Nov. 22, 2016...Signed by the Houston Texans on June 5, 2017.

CAREER:

- Has played in 46 career games (29 starts) and logged 209 tackles and 7.5 sacks in four NFL seasons
- Played two seasons for the Oakland Raiders after being drafted in the third round of the 2013 NFL Draft
- Saw action in 16 games with the Indianapolis Colts in 2015-16 before spending time with the Kansas City Chiefs and Arizona Cardinals

2016 (IND 4/4; K.C. 0/0; ARI 4/4):

- Finished the season with 68 tackles in eight games (four with the Colts, four with the Cardinals)
- Despite playing in just four games with Arizona, ranked 11th on the team with 40 tackles, including three for loss, and added two passes defended, two forced fumbles and two QB hits
- Started first four games of the season with the Colts and had 28 tackles
- Collected 13 tackles in opener vs. Det (9/11)
- Recorded eight tackles vs. SD (9/25)
- Released by the Colts on Oct. 4 and signed with the Chiefs on Oct. 7
- Was inactive for two games and didn't see game action in a third with the Chiefs
- Released by the Chiefs on Nov. 1 and signed with the Cardinals on Nov. 22
- Made Arizona debut and collected five tackles and a quarterback hit at Miami (12/11)
- Started for first time with Cardinals after LB Deone Bucannon was placed on Reserve/Injured and matched his career high with 15 tackles vs. New Orleans (12/18)
- Led the team with 13 tackles and three tackles for loss at Seattle (12/24)
- Had a career-high two forced fumbles at L.A. Rams (1/1/17), including one that led to a Cardinals touchdown in the fourth quarter

2015 (Indianapolis 12/0):

- Appeared in 12 games with the Colts after being acquired in a trade on Sept. 4
- Finished the season with nine total tackles, one tackle for loss and six special teams stops
- Collected a season-best five tackles, with one for loss at Houston (10/8)
- Totaled three special teams tackles vs. New Orleans (10/25)
- Led team with two special teams tackles vs. Denver (11/8)

2014 (Oakland 11/11):

- Started 11 games for the Raiders and posted a career-high 90 tackles before suffering a season-ending hip injury
- Also added 3.0 sacks, one forced fumble and a pass defended
- Registered a career-best 15 tackles, one sack and a forced fumble at N.Y. Jets (9/7)
- Notched a team-high 11 tackles vs. San Diego (10/12)
- Led the team with 13 tackles and added a sack at Seattle (11/2)
- Posted team-best 13 tackles vs. Kansas City (11/20) and helped seal the victory with a sack of Chiefs QB Alex Smith with :49 seconds remaining
- Placed on Reserve/Injured with a hip injury on Dec. 16

2016 STATISTICS

REGULAR SEASON				TACKLES					SACKS		INTERCEPTIONS					FUMBLES			
Date	Opp	GP	GS	Tot	Solo	Asst	QBH	TFL	Sk	Yds	Int	Yds	Lg	TD	PD	FF	FR	Yds	TD
WITH INDIANAPOLIS																			
9/11	DET	1	1	13	10	3	0	1	0.0	0.0	0	0	0	0	0	0	0	0	0
9/18	at DEN	1	1	5	4	1	0	0	0.0	0.0	0	0	0	0	0	0	0	0	0
9/25	SD	1	1	8	7	1	0	0	0.0	0.0	0	0	0	0	0	0	0	0	0
10/2	at JAX	1	1	4	4	0	0	1	0.0	0.0	0	0	0	0	0	0	0	0	0
WITH KANSAS CITY																			
10/16	at OAK					INACTIVE													
10/23	NO					INACTIVE													
10/30	at IND					ACTIVE, DID NOT PLAY													
Week 9						NOT ON ROSTER													
Week 10						NOT ON ROSTER													
Week 11						NOT ON ROSTER													
WITH ARIZONA																			
11/27	at ATL					INACTIVE													
12/4	WAS					INACTIVE													
12/11	at MIA	1	0	3	3	0	1	0	0.0	0.0	0	0	0	0	0	0	0	0	0
12/18	NO	1	1	11	11	0	0	1	0.0	0.0	0	0	0	0	1	0	0	0	0
12/24	at SEA	1	1	14	5	9	1	2	0.0	0.0	0	0	0	0	0	0	0	0	0
1/1/17	at LAR	1	1	7	6	1	0	0	0.0	0.0	0	0	0	0	0	2	0	0	0
Totals		8	7	65	50	15	2	5	0.0	0.0	0	0	0	0	1	2	0	0	0

CAREER STATISTICS

REGULAR SEASON				TACKLES					SACKS		INTERCEPTIONS					FUMBLES			
Year	Team	GP	GS	Tot	Solo	Asst	QBH	TFL	Sk	Yds	Int	Yds	Lg	TD	PD	FF	FR	Yds	TD
2013	OAK	15	11	47	36	11	9	6	4.5	29.5	0	0	0	0	0	1	0	0	0
2014	OAK	11	11	90	67	23	4	9	3.0	21.0	0	0	0	0	1	1	0	0	0
2015	IND	12	0	7	4	3	0	1	0.0	0.0	0	0	0	0	0	0	0	0	0
2016	IND/ARI	8	7	65	50	15	2	5	0.0	0.0	0	0	0	0	1	2	0	0	0
Totals		46	29	209	157	52	15	21	7.5	50.5	0	0	0	0	2	4	0	0	0

ADDITIONAL STATISTICS

Special Teams Tackles (9): 2013 - 3; 2016 - 6

CAREER GAME HIGHS

Tackles: 14 at SEA, 12/24/16 | QBH: 2, 2x – last: vs. DEN, 12/29/13 | TFL: 2, 3x – last: at SEA, 12/24/16 | Sacks: 1.5 vs. PIT, 10/27/13 | PD: 1, 2x – last: vs. NO, 12/18/16 | FF: 2 at LAR, 1/1/17

2013 (Oakland 15/11):

- Played in 15 games with 11 starts as a rookie, totaling 50 tackles, a career-best 4.5 sacks and a forced fumble
- Earned PFWA All-Rookie honors
- Made his NFL debut at Indianapolis (9/8) and his first career start the next week vs. Jacksonville (9/15)
- Recorded his first NFL sack when he took down Chiefs QB Alex Smith on the game's first play at Kansas City (10/13)
- Voted the NFL Pepsi Rookie of the Week for his eight-tackle, 1.5-sack performance vs. Pittsburgh (10/27)
- Posted a season-high nine tackles and forced a fumble on a sack of Giants QB Eli Manning at N.Y. Giants (11/10)
- Registered one sack in the season finale vs. Denver (12/29)

COLLEGE:

- Played four seasons (2009-12) at the University of Connecticut in Storrs, Conn.
- Saw action in 41 games (31 starts) and recorded 274 tackles, 44.0 tackles for loss, 16.0 sacks, two forced fumbles and one interception
- Named first-team All-Big East as a senior in 2012 after playing in all 12 games (10 starts) and finished with 72 tackles, 15.5 tackles for loss and 8.0 sacks
- Started all 12 games as a junior and ranked third on the team with 86 tackles, including a team-best 16.0 tackles for loss, and added 6.5 sacks
- Appeared in nine games in 2010, posting a career-high 110 tackles along with 11.5 tackles for loss and 1.5 sacks

SIO MOORE

- Named Big East Defensive Player of the Week and the FWAA National Defensive Player of the Week after recording 17 tackles against West Virginia
- Saw action in four games in 2009 as a redshirt freshman and had six tackles with one for loss
- Redshirted the 2008 season

PERSONAL:

- Attended Apex (N.C.) High School, where he earned all-area and all-league honors as a fullback and linebacker in his senior season
- Played running back as a junior after not playing football during his sophomore year
- Began his high school career as a freshman at West Haven (Conn.) High School
- Born in Monrovia, Liberia, making him and Chiefs OLB Tamba Hali the only Liberian-born players in the NFL



ROBERT NELSON JR.

CORNERBACK | 5-9 | 175 | ARIZONA STATE

Hometown: Lakeland, Fla. | 3rd NFL Season | 2nd with Texans | Age: 27
 Acquired: FA-'15 | 2016 GP/GS (Playoffs): 11/0 (2/0) | Career GP/GS (Playoffs): 18/0 (2/0)
 Teams: Cleveland 2014; Arizona 2015; Houston 2015-17

21

TRANSACTIONS:

Signed by the Cleveland Browns as a college free agent on May 19, 2014...Waived by the Browns on Sept. 5, 2015...Signed to the Arizona Cardinals practice squad on Sept. 8, 2015...Signed to the Cardinals active roster on Nov. 11, 2015...Waived by the Cardinals on Dec. 1, 2015...Signed to the Houston Texans practice squad on Dec. 30, 2015...Signed by the Texans on Jan. 11, 2016...Waived by the Texans on Sept. 3, 2016...Signed to the Texans practice squad on Sept. 4, 2016...Signed to the Texans active roster on Oct. 13, 2016.

2016 (Houston 11/0, 2/0):

- Tied for the team lead with 11 special teams tackles in just 11 games played
- Spent Weeks 1-5 on the Texans practice squad
- Elevated from the practice squad to the active roster on Oct. 13
- Made his 2016 debut and intercepted Colts QB Andrew Luck in the second quarter for his first career interception vs. Indianapolis (10/16) in Week 6
- Also tied for the team lead with two special teams tackles vs. Indianapolis (10/16) in Week 6
- Contributed with one special teams tackle at Denver (10/24) in Week 7
- Led the team with a career-high three special teams tackles vs. Detroit (10/30) in Week 8
- Recorded a special teams tackle at Jacksonville (11/13) in Week 10
- Played exclusively on special teams at Oakland (11/21) in Week 11
- Logged one special teams tackle vs. San Diego (11/27) in Week 12
- Led the team with two special teams tackles, giving him three games with multiple special teams tackles, at Green Bay (12/4) in Week 13
- Tallied a career-high five tackles (four solo) and contributed one pass defended at Indianapolis (12/11) in Week 14
- Notched one special teams tackle vs. Cincinnati (12/24) in Week 16
- Registered two solo tackles at Tennessee (1/1/17) in Week 17
- Logged three solo tackles and one pass defended in his first career playoff game vs. Oakland (1/7/17) in the AFC Wild Card round

2015 (Arizona 0/0; Houston 0/0):

- Spent training camp with the Browns before being signed to the Cardinals practice squad, where he spent Weeks 1-9
- Joined the Cardinals active roster in Week 10 and was active once in three games but did not see game action
- Signed to the Texans practice squad in Week 17

2014 (Cleveland 7/0):

- Appeared in seven games for the Browns while playing mostly on special teams

COLLEGE:

- Played two seasons (2012-13) at Arizona State University in Tempe, Ariz. after redshirting the 2011 campaign and playing two seasons (2009-10) at the University of Louisiana at Monroe (La.)
- Registered 73 tackles, nine interceptions and two fumble recoveries in 27 games (14 starts) with the Sun Devils

2016 STATISTICS

REGULAR SEASON				TACKLES					SACKS		INTERCEPTIONS					FUMBLES			
Date	Opp	GP	GS	Tot	Solo	Asst	QBH	TFL	Sk	Yds	Int	Yds	Lg	TD	PD	FF	FR	Yds	TD
9/11	CHI																		
9/18	KC																		
9/22	at NE																		
10/2	TEN																		
10/9	at MIN																		
10/16	IND	1	0	0	0	0	0	0	0.0	0.0	1	0	0	0	1	0	0	0	0
10/24	at DEN	1	0	0	0	0	0	0	0.0	0.0	0	0	0	0	0	0	0	0	0
10/30	DET	1	0	0	0	0	0	0	0.0	0.0	0	0	0	0	0	0	0	0	0
11/13	at JAX	1	0	0	0	0	0	0	0.0	0.0	0	0	0	0	0	0	0	0	0
11/21	at OAK	1	0	0	0	0	0	0	0.0	0.0	0	0	0	0	0	0	0	0	0
11/27	SD	1	0	0	0	0	0	0	0.0	0.0	0	0	0	0	0	0	0	0	0
12/4	at GB	1	0	1	1	0	0	0	0.0	0.0	0	0	0	0	0	0	0	0	0
12/11	at IND	1	0	5	4	1	0	0	0.0	0.0	0	0	0	0	1	0	0	0	0
12/18	JAX	1	0	1	1	0	0	0	0.0	0.0	0	0	0	0	0	0	0	0	0
12/24	CIN	1	0	0	0	0	0	0	0.0	0.0	0	0	0	0	0	0	0	0	0
1/1/17	at TEN	1	0	2	2	0	0	0	0.0	0.0	0	0	0	0	0	0	0	0	0
Totals		11	0	9	8	1	0	0	0.0	0.0	1	0	0	0	2	0	0	0	0
POSTSEASON				TACKLES					SACKS		INTERCEPTIONS					FUMBLES			
Date	Opp	GP	GS	Tot	Solo	Asst	QBH	TFL	Sk	Yds	Int	Yds	Lg	TD	PD	FF	FR	Yds	TD
1/7/17	OAK (WC)	1	0	3	3	0	0	0	0.0	0.0	0	0	0	0	1	0	0	0	0
1/14/17	at NE (DIV)	1	0	0	0	0	0	0	0.0	0.0	0	0	0	0	0	0	0	0	0
Totals		2	0	3	3	0	0	0	0.0	0.0	0	0	0	0	1	0	0	0	0

ADDITIONAL STATISTICS

Special Teams Tackles: 11

CAREER STATISTICS

REGULAR SEASON				TACKLES					SACKS		INTERCEPTIONS					FUMBLES			
Year	Team	GP	GS	Tot	Solo	Asst	QBH	TFL	Sk	Yds	Int	Yds	Lg	TD	PD	FF	FR	Yds	TD
2014	CLE	7	0	0	0	0	0	0	0.0	0.0	0	0	0	0	0	0	0	0	0
2015	ARI/HOU	0	0	0	0	0	0	0	0.0	0.0	0	0	0	0	0	0	0	0	0
2016	HOU	11	0	9	8	1	0	0	0.0	0.0	1	0	0	0	2	0	0	0	0
Totals		18	0	9	8	1	0	0	0.0	0.0	1	0	0	0	2	0	0	0	0
POSTSEASON				TACKLES					SACKS		INTERCEPTIONS					FUMBLES			
Year	Team	GP	GS	Tot	Solo	Asst	QBH	TFL	Sk	Yds	Int	Yds	Lg	TD	PD	FF	FR	Yds	TD
2016	HOU	2	0	3	3	0	0	0	0.0	0.0	0	0	0	0	1	0	0	0	0
Totals		2	0	3	3	0	0	0	0.0	0.0	0	0	0	0	1	0	0	0	0

- Led the team in 2013 with six interceptions, including one interception-return touchdown
- Started all 14 games, finishing with 57 tackles (44 solo) and 18 passes defended
- Named Pac-12 Player of the Week for his performance against Oregon State (Nov. 16), which included two interceptions, one interception-return touchdown and a blocked field goal
- Played in 13 games as a junior (one start)
- Totaled 16 tackles (13 solo), six passes defended and three interceptions
- Redshirted in 2011 after transferring from University of Louisiana-Monroe
- Totaled 55 tackles, 4.5 tackles for loss, two interceptions, one interception-return touchdown and a sack as a sophomore at UL-Monroe
- Played in five games as a true freshman, finishing with six tackles (five solo)
- Majorred in criminal justice/sociology at Arizona State

PERSONAL:

- Attended North Gwinnett High School in Suwanee, Ga., where he earned all-region accolades in three sports
- Earned first-team all-region in football, leading his team to a 13-2 record and a berth in the state championship game
- Totaled 26 tackles and a team-high 15 passes defended
- Returned two of three interceptions for touchdowns and returned two kicks for scores
- Also lettered in baseball, basketball, track and wrestling

ROBERT NELSON JR.

- Given name is Robert Nelson Jr.
- Born in Lakeland, Fla.
- Hosted the Robert Nelson Jr. Youth Football Camp at Arizona State University in the summer of 2017 for kids ages 8-13 with former Sun Devils Marion Grice, Will Sutton, Alden Darby, Omar Bolden, Gerrell Robinson and Jamal Miles as special instructors
- Got the nickname "Chevis" at a young age from his aunt
- Nelson's cousin, Ricky Barnum, was an offensive lineman and three-year letterman at the University of Michigan
- Previously worked at a car wash and as a cook at a barbeque restaurant
- Became the legal guardian of his nephew, Shakiah Taylor, and moved him to Arizona during his junior year at ASU



NICK NOVAK

KICKER | 6-0 | 200 | MARYLAND

Hometown: Charlottesville, Va. | 10th NFL Season | 3rd with Texans | Age: 35
 Acquired: FA-15 | 2016 GP/GS (Playoffs): 16/0 (2/0) | Career GP/GS (Playoffs): 111/0 (5/0)
 Teams: WAS 2005; ARZ 2005; WAS 2006; KC 2008; SD 2011-14; HOU 2015-17

8

TRANSACTIONS:

Signed by the Chicago Bears on April 29, 2005...
 Waived by the Bears on Aug. 29, 2005...Claimed by the Dallas Cowboys on Aug. 30, 2005...Waived by the Cowboys on Sept. 3, 2005...Signed by the Washington Redskins on Sept. 13, 2005...Waived by the Redskins on Nov. 5, 2005...Signed by the Arizona Cardinals on Dec. 3, 2005...Re-signed with the Cardinals on April 6, 2006...Waived by the Cardinals on Aug. 28, 2006...Signed by the Redskins on Oct. 10, 2006...Waived by the Redskins on Dec. 4, 2006...Re-signed with the Bears on Feb. 16, 2007...Waived by the Bears on Aug. 27, 2007...Signed by the Kansas City Chiefs on March 4, 2008...Waived by the Chiefs on Oct. 21, 2008...Signed by the San Diego Chargers on April 27, 2010...Waived by the Chargers on Sept. 4, 2010...Signed by N.Y. Jets on Feb. 9, 2011...Waived by the Jets on Aug. 30, 2011...Signed by the Chargers on Sept. 13, 2011...Released by the Chargers on Aug. 31, 2012...Re-signed with the Chargers on March 12, 2013...Released by the Chargers on Sept. 5, 2015...Signed by the Houston Texans on Sept. 29, 2015...Re-signed with the Texans on March 10, 2016...Re-signed with the Texans on March 9, 2017.

CAREER:

- With 210 points scored as a Houston Texan, passed Owen Daniels (174) for the sixth-most career points scored in Texans history
- Became the sixth player in Texans history to surpass 200 total points
- Scored the second-most points (19) in a single postseason in Texans history in 2016 and became just the third player and the second kicker in franchise history to score 10 points in a postseason game (at New England, 1/14/17)
- Played for the Dallas Cowboys, Washington Redskins, Arizona Cardinals, San Diego Chargers, Kansas City Chiefs, and N.Y. Jets of the NFL, as well as the Cologne Centurions and Florida Tuskers, before joining the Texans
- Signed by the Chicago Bears and allocated to NFL Europa where he was the placekicker for the Cologne Centurions in NFL Europa's final season in 2007
- Set the UFL record for the longest field goal with a 54-yarder in his United Football League debut against the Las Vegas Locomotives in 2010
- Kicked two successful 50-plus-yard field goals in a game for the first time in his career vs. Jacksonville (1/3/16)

2016 (Houston 16/0, 2/0):

- Tied for second in the NFL with 35 made field goals, which marked the most field goals made in a single season in Texans history and a personal single-season career high
- Made 16 consecutive field goals from Week 11-16, which tied for the second-longest streak in franchise history
- With 127 points on the season, passed Kris Brown (124 in 2008) and Neil Rackers (124 in 2010) for the fourth-most points scored in a single season in Texans history
- Scored 11 total points (three FGs, two PATs), which marked his fourth straight regular season game with 10-or-more points scored, vs. Chicago (9/11)

2016 STATISTICS

REGULAR SEASON			FIELD GOALS					PAT				KICKOFFS			
Date	Opp	GP	FG	FGA	Pct	Lg	Blk	PAT	PATA	Pct	Blk	Pts	KO	TB	Pct
9/11	CHI	1	3	3	100.0	38	0	2	2	100.0	0	11	6	1	16.7
9/18	KC	1	4	5	80.0	43	0	1	1	100.0	0	13	6	0	0.0
9/22	at NE	1	0	0	0.0	0	0	0	0	0.0	0	0	1	0	0.0
10/2	TEN	1	2	3	66.7	53	0	3	3	100.0	0	9	6	0	0.0
10/9	at MIN	1	2	3	66.7	38	0	1	1	100.0	0	7	2	0	0.0
10/16	IND	1	2	2	100.0	33	0	2	3	66.7	0	8	6	0	0.0
10/24	at DEN	1	3	3	100.0	43	0	0	0	0.0	0	9	4	3	75.0
10/30	DET	1	2	2	100.0	36	0	2	2	100.0	0	8	5	0	0.0
11/13	at JAX	1	1	3	33.3	51	0	3	3	100.0	0	6	5	3	60.0
11/21	at OAK	1	2	2	100.0	32	0	2	2	100.0	0	8	5	5	100.0
11/27	SD	1	2	2	100.0	45	0	1	1	100.0	0	7	4	2	50.0
12/4	at GB	1	0	0	0.0	0	0	1	2	50.0	0	1	3	0	0.0
12/11	at IND	1	5	5	100.0	52	0	1	1	100.0	0	16	7	5	71.4
12/18	JAX	1	4	4	100.0	45	0	1	1	100.0	0	13	6	4	66.7
12/24	CIN	1	2	2	100.0	25	0	0	1	0.0	1	6	4	0	0.0
1/1/17	at TEN	1	1	2	50.0	26	0	2	2	100.0	0	5	4	0	0.0
Totals		16	35	41	85.4	53	0	22	25	88.0	1	127	74	23	31.1
POSTSEASON			FIELD GOALS					PAT				KICKOFFS			
Date	Opp	GP	FG	FGA	Pct	Lg	Blk	PAT	PATA	Pct	Blk	Pts	KO	TB	Pct
1/7/17	OAK (WC)	1	2	2	100.0	50	0	3	3	100.0	0	9	6	3	50.0
1/14/17	at NE (DIV)	1	3	3	100.0	46	0	1	1	100.0	0	10	5	2	40.0
Totals		2	5	5	100.0	50	0	4	4	100.0	0	19	11	5	45.5

ADDITIONAL STATISTICS

Special Teams Tackles: 1

CAREER STATISTICS

REGULAR SEASON			FIELD GOALS					PAT				KICKOFFS			
Date	Team	GP	FG	FGA	Pct	Lg	Blk	PAT	PATA	Pct	Blk	Pts	KO	TB	Pct
2005	WAS	5	5	7	71.4	40	2	15	15	100.0	0	30	24	0	0.0
2005	ARI	5	3	3	100.0	35	0	0	0	0.0	0	9	24	1	4.2
2006	WAS	6	5	10	50.0	47	0	10	10	100.0	0	25	20	0	0.0
2008	KC	6	6	10	60.0	43	0	7	7	100.0	0	25	20	0	0.0
2011	SD	15	27	34	79.4	53	0	41	42	97.6	1	122	84	30	35.7
2012	SD	13	18	20	90.0	51	0	33	33	100.0	0	87	60	22	36.7
2013	SD	16	34	37	91.9	50	2	42	42	100.0	0	144	92	18	19.6
2014	SD	16	22	26	84.6	52	1	40	40	100.0	0	106	78	10	12.8
2015	HOU	13	18	21	85.7	51	0	29	31	93.5	0	83	61	23	37.7
2016	HOU	16	35	41	85.4	53	0	22	25	88.0	1	127	74	23	31.1
Totals		111	173	209	82.8	53	5	239	244	98.0	2	758	498	126	25.3

POSTSEASON			FIELD GOALS					PAT				KICKOFFS			
Date	Team	GP	FG	FGA	Pct	Lg	Blk	PAT	PATA	Pct	Blk	Pts	KO	TB	Pct
2013	SD	2	3	4	75.0	30	0	5	5	100.0	0	14	10	0	0.0
2015	HOU	1	0	0	0.0	0	0	0	0	0.0	0	0	1	0	0.0
2016	HOU	2	5	5	100.0	50	0	4	4	100.0	0	19	11	5	45.5
Totals		5	8	9	88.9	50	0	9	9	100.0	0	33	22	5	22.7

ADDITIONAL STATISTICS

Special Teams Tackles (11): 2005 - 2; 2006 - 1; 2012 - 1; 2013 - 5; 2015 - 1; 2016 - 1

CAREER GAME HIGHS

FGs: 5, 2x – last: at IND, 12/11/16 | FG Attempts: 5, 5x – last: at IND, 12/11/16 | FG Long: 53, 2x – last: vs. TEN, 10/2/16
 PATs: 7 vs. SF, 10/23/05 | PAT Attempts: 7 vs. SF, 10/23/05 | Points: 17 at DEN, 10/9/11

- Made 4-of-5 field goals and one PAT for a season-high 13 points, marking his fifth straight regular season game with 10-or-more points, dating back to Week 15 of the 2015 season, vs. Kansas City (9/18)
- Connected on 2-of-3 field goal attempts, including a career-high-tying 53-yarder, and 3-of-3 PATs for nine total points vs. Tennessee (10/2) in Week 4

NICK NOVAK

- Played in his 100th NFL game and scored seven points after making 2-of-3 field goals and one PAT at Minnesota (10/9) in Week 5
- Scored eight points on two field goals and two extra points, including a game-winning 33-yard field goal in overtime, vs. Indianapolis (10/16)
- Scored nine total points after converting 3-of-3 field goals at Denver (10/24) in Week 7
- Made 2-of-2 field goal attempts and 2-of-2 PAT attempts for eight total points vs. Detroit (10/30) in Week 8
- Scored eight total points after connecting on 2-of-2 field goal attempts and 2-of-2 PAT attempts at Oakland (11/21) in Week 11
- Scored a season-high 16 total points after tying a career high with five made field goals (five attempts) and connecting on one PAT at Indianapolis (12/11) in Week 14
- Notched 13 points on 4-of-4 field goals and one PAT vs. Jacksonville (12/18) in Week 15
- Connected on 2-of-2 field goal attempts, moving him past Neil Rackers (32 in 2011) for the most field goals made in a single season in Texans history, vs. Cincinnati (12/24) in Week 16
- Snapped a streak of 16 consecutive field goals made but scored five total points after connecting on 1-of-2 field goals and 2-of-2 extra points at Tennessee (1/1/17) in Week 17
- Scored nine total points, the fourth-highest total in Texans postseason history, making 2-of-2 field goals and 3-of-3 extra points, including a postseason career-long 50-yarder vs. Oakland (1/7/17) in the AFC Wild Card round
- Made 3-of-3 field goal attempts, the second most in a postseason game in franchise history, and connected on his only PAT attempt, becoming the third player and the second kicker in Texans history to score 10 points in a postseason game, at New England (1/14/17) in the AFC Divisional round

2015 (Houston 13/0, 1/0):

- Signed by the Houston Texans on Sept. 29
- Made his season debut at Atlanta (10/4), missing one 53 yard field goal attempt and making all three extra point attempts
- Scored eight points in the game vs. Indianapolis (10/8)
- Made a 36-yard field goal in the first quarter, his first with the Texans, vs. Indianapolis (10/8)
- Connected on a 49-yard field goal attempt in the fourth quarter vs. Indianapolis (10/8)
- Scored seven points after making one field goal and four extra point attempts at Jacksonville (10/18)
- Made a 41-yard field goal in the second quarter to give the Texans a 10-7 lead at Jacksonville (10/18)
- Scored eight points on two made field goals and two made extra points vs. Tennessee (11/1)
- Made a 38-yard field goal in the second quarter to increase the Texans' lead to 10-3 vs. Tennessee (11/1)
- Kicked a 24-yard field goal through the uprights in the fourth quarter to extend the team's lead to 20-6 vs. Tennessee (11/1)
- Made a 22-yard field goal in the second quarter (11/16) to tie the game at three
- Finished with four points for the game at Cincinnati (11/16)
- Made a 20-yard field goal in the second quarter to give the Texans a 3-0 lead
- Added three extra points for a total of six points in the game vs. N.Y. Jets (11/22)
- Made a 34-yard field goal in the third quarter to give the Texans a 24-6 lead (11/29)
- Totaled six points on one made field goal and three extra points vs. New Orleans (11/29)
- Scored six points on two made field goals vs. New England (12/13)
- Increased his streak of consecutive field goals made to 10, dating back to Week 5 against Indianapolis (10/8)
- Made a 37-yard field goal in the first quarter, cutting the Patriots lead to 7-3 (12/13)
- Made a 45-yard field goal in the second quarter, cutting the Patriots lead to 10-6 (12/13)
- Made three field goals and one extra point for 10 points at Indianapolis (12/20), as he topped 600 career points
- Kicked a 22-yard field goal in the second quarter at Indianapolis (12/20) for the team's first points of the day
- Made a 46-yard field goal in the third quarter, cutting the Colts' lead to 10-6 at Indianapolis (12/20)
- Made a 32-yard field goal in the fourth quarter, increasing the Texans' lead to 16-10 at Indianapolis (12/20)
- Had 10 points scored after making four extra points and two field goals from 22 and 36 yards out at Tennessee (12/27)
- Scored 12 points on three made field goals and three extra points vs. Jacksonville (1/3/16)
- Finished the season with three straight games with 10-or-more points
- Kicked two successful 50-plus-yard field goals in a game for the first time in his career vs. Jacksonville (1/3/16)
- Made a 29-yard field goal in the first quarter to give the Texans a 3-0 lead vs. Jacksonville (1/3/16)
- Made a season-long 51-yard field goal in the second quarter to give the team a 20-3 lead vs. Jacksonville (1/3/16)
- Made another 51-yard field goal in the fourth quarter to give the Texans a 23-6 lead vs. Jacksonville (1/3/16)

2014 (San Diego 16/0):

- Hit 3-of-3 field goals in 30-21 win over defending Super Bowl champion Seattle Sept. 14, including makes of 50 and 43 yards (9/14)

- Third field goal from 28 yards with 16 seconds left in game was 21st-consecutive (dating to 2013), tying John Carney for third-longest streak in team history
- Named AFC Special Teams Player of Week after going 4-for-4 on field goals vs. Jacksonville (9/28) to reach 100 attempts needed to qualify for team's all-time field goal percentage list
- Improved to 89-of-101 for Chargers career and 88.1 pct conversion rate became highest in team history (Nate Kaeding, 87.0 pct.)
- Also versus Jaguars, scored 15 points to raise career total with Chargers to 393 to overtake Dennis Pardee for seventh on the team's career scoring list
- Tied franchise record with 29th consecutive made field goal in fourth quarter at Oakland (10/12)
- Hit two field goals (24 and 48 yards) vs. Kansas City (10/19), 30th and 31st consecutive made field goals to set new team record, breaking previous mark of 29 set by John Carney (1992-93)
- 48-yarder tied game at 20-20 with 1:57 left in fourth quarter
- Nov. 16 vs. Oakland, had franchise-record streak of 32 consecutive made field goals came to end when he missed 48-yard field goal wide left vs. Oakland (11/16)
- Was first miss since Nov. 10, 2013
- Bounced back to hit season-long 52 yarder, one yard shy of career long, for final points in 13-6 win over Oakland (11/16)
- Matched season-long with 52-yard field goal at Baltimore (11/30)
- Took over punting duties after P Mike Scifres injured shoulder during second quarter blocked punt on NBC's Sunday Night Football vs. New England (12/7)
- Punted six times for 240 yards (40.0 avg.) with long of 51 and one inside 20
- 30-yard field goal in second quarter vs. Denver (12/14) was 100th make as a Charger
- Made 40-yard game-winning field goal in overtime in 38-35 win at San Francisco (12/20)

2013 (San Diego 16/0, 2/0):

- All-AFC West by ESPN
- Went 11-for-11 from beyond 40 yards during regular season
- Hit 17 straight to close out year
- 144 total points and 34 field goals both third in league
- Hit 46-yard game-winner with seven seconds remaining to cap off 4-of-4 day in 33-30 win at Philadelphia Sept. 15
- Also hit from 49 and 44 vs. Eagles
- Three field goals for deciding points in 30-21 win vs. Dallas (9/29)
- Raised career field goals total to 53, breaking tie with George Blair (50) for fifth on team's all-time list
- AFC Special Teams Player of Week after 19-9 win over Indianapolis Oct. 14 on ESPN's MNF
- Scored 13 of team's 19 points and hit four field goals, including 50-yarder with 1:55 left in game to seal victory
- Two field goals and two extra points vs. Denver (11/10) to raise his career point total to 283, good for ninth on team's career scoring list, passing Paul Lowe (276) and Charlie Joiner (282)
- 76th-consecutive extra point on vs. Cincinnati (12/1), tying John Carney's (1991-93) mark for third-longest streak in team history
- Hit 69th, 70th and 71st field goals of Chargers career vs. N.Y. Giants (12/8) and tied Dennis Pardee for fourth on team's career field goals list
- Broke tie with Pardee with two field goals in 27-20 win at Denver (12/12)
- Named AFC Special Teams Player of Week after hitting 4-of-4 field goals, including 48-yarder in late third quarter vs. Oakland (12/22)
- Two field goals, including 36-yard game-winner in overtime to send Chargers to playoffs vs. Kansas City (12/29)
- They were 33rd and 34th field goals of season, tying John Carney's single-season record
- Scored nine points vs. Chiefs to raise career total to 353 and move into eighth on team's career scoring list, passing Gary Garrison (348)

2012 (San Diego 13/0):

- Hit from 24, 47 and 45 in season debut during 37-20 win at Kansas City (9/30)
- 32nd career field goal vs. Denver (10/15) to move into tie with Ray Wersching for seventh on team's career field goals list
- Two field goals, including 51-yarder, to move into tie with Steve Christie (42) for sixth on team's all-time list at Pittsburgh (12/9)
- 51-yard effort was only sixth of 50 yards or longer in history of Heinz Field
- Second 51-yarder of season in 27-17 win at N.Y. Jets (12/23)

2011 (San Diego 15/0):

- Career-high five field goals, including 51-yarder, in 29-24 win at Denver (10/9)
- Touchbacks on 7-of-8 kickoffs at Denver (10/9)
- 52-yarder vs. Green Bay (11/6)
- Career-long 53-yarder vs. Denver (11/27)
- 45-yard field goal Dec. 18 on NBC Sunday Night Football vs. Baltimore was team-record 11th make from 40 yards or longer
- 51-yard field goal at Oakland (1/1/12) was team-record fifth of season from 50+ yards

2008 (Kansas City 6/0):

- Season-high four field goals vs. Denver (9/28)

2006 (Washington 6/0):

- Season-long 47-yarder vs. Dallas (11/5)

NICK NOVAK

2005 (Washington 5/0; Arizona 5/0):

- Kicked a game-winning 39-yard field goal for Washington vs. Seattle (10/2)

COLLEGE:

- Played four seasons (2001-04) at the University of Maryland in College Park, Md. after redshirting the 2000 campaign
- Jim Tatum Award as top ACC senior student-athlete
- Honorable mention All-ACC in 2004
- ACC all-time leader and fifth in NCAA (393 career points) at graduation
- First-team All-ACC in '03 and '02
- School-record 125 points as sophomore
- Finished career 80-of-107 on field goals and 153-of-159 on extra points
- Redshirted in 2000
- Became the ACC's all-time leading scorer, kicking a field goal allowing him to surpass Scott Bentley's career total of 324 points
- Ended his college career with 393 points, best in the league and fifth-best all-time amongst kickers in the NCAA at the time of his graduation
- Awarded the Jim Tatum Award by the ACC, given annually to the top senior student-athlete among the league's football players
- Remains the only Maryland player to receive that award
- Two-time member of the All-ACC Academic Football team
- Three-time member of the ACC Honor Roll
- Made Maryland's Dean's List on three occasions
- Three-time CoSida Academic All-District selection
- Named the 2004 LeFrak Scholar, an honor given to a Maryland football player, basketball player and track athlete who "exhibits extraordinary athletic ability, leadership and athletic achievement."
- A member of the Maryland Alpha chapter of Phi Delta Theta at Maryland
- Selected to be commemorated in a special edition poster recognizing the top 30 figures in Maryland football history in 2007
- Degree in kinesiology

PERSONAL:

- Two-time all-state kicker at Albemarle High in Charlottesville, Va.
- Born in San Diego
- Won soccer prep state championship on teams with twin brother, Chris
- Parents are Drs. Julie and Bob Novak, Professors at the University of Texas Health Science Center in San Antonio
- With an eye toward his post-football livelihood, participated in The NFL's Business Management and Entrepreneurial Program at the Harvard Business School in 2011



BRIAN PETERS

INSIDE LINEBACKER | 6-4 | 235 | NORTHWESTERN

Hometown: Pickerington, Ohio | 3rd NFL Season | 3rd with Texans | Age: 28
 Acquired: FA-'15 | 2016 GP/GS (Playoffs): 12/0 (2/0) | Career GP/GS (Playoffs): 24/0 (3/0)
 Teams: Minnesota 2015; Houston 2015-17

52

TRANSACTIONS:

Signed by the Minnesota Vikings on Feb. 23, 2015...Waived by the Vikings on Sept. 5, 2015...Signed to the Vikings practice squad on Sept. 6, 2015...Signed by the Houston Texans to the active roster on Sept. 30, 2015.

CAREER:

- Broke into the NFL with Minnesota in 2015 before joining the Texans later in the season
- Developed into a key special teams player whose 17 special teams tackles in 2015 led the Texans and tied for the top total in the league
- Played one season with the Arena Football League's Iowa Barnstormers (2012) before spending two seasons with the Canadian Football League's Saskatchewan Roughriders (2013-14)
- Won the 101st Grey Cup with the Roughriders following the 2013 season. Recorded 5 special teams tackles in the game
- Just the 5th player in CFL history, and first Rider, to lead team in tackles and special teams tackles in the same season

2016 (Houston 12/0, 2/0):

- Finished third on the team with 10 special teams tackles
- Saw action exclusively on special teams and recorded a special teams tackle in the season opener vs. Chicago (9/11)
- Notched two special teams tackles vs. Kansas City (9/18)
- Played on special teams at New England (9/22) in Week 3
- Recorded a special teams tackle vs. Tennessee in Week 4
- Registered the first two kickoffs of his career, a 66-yarder and 47-yarder, at Minnesota (10/9) in Week 5
- Inactive for Weeks 6-10 with an injury
- Assisted on a special teams tackle vs. San Diego (11/27) in Week 12
- Made one special teams tackle at Indianapolis (12/11) in Week 14
- Notched one special teams tackle vs. Cincinnati (12/24) in Week 16
- Logged the first tackle and tackle for loss of his career when he brought down Titans RB Derrick Henry for a 2-yard loss in the fourth quarter at Tennessee (1/1/17) in Week 17
- Registered two special teams tackles vs. Oakland (1/7/17) in the AFC Wild Card round

2015 (Houston 12/0, 1/0):

- Signed by the Texans to their active roster on Sept. 30
- Made his NFL debut on special teams at Atlanta (10/4) and had one special teams tackle
- Made a special teams tackle vs. Indianapolis (10/8)
- Inactive in Week 6 at Jacksonville (10/18)
- Led the team with three special teams tackles, including two solo stops vs. N.Y. Jets (11/22)
- Led the team and ranked tied for first in the NFL with 17 special teams tackles

COLLEGE:

- Played four seasons (2008-11) as a safety at Northwestern University in Evanston, Ill. after redshirting the 2007 campaign

2016 STATISTICS

REGULAR SEASON				TACKLES					SACKS		INTERCEPTIONS					FUMBLES			
Date	Opp	GP	GS	Tot	Solo	Asst	QBH	TFL	Sk	Yds	Int	Yds	Lg	TD	PD	FF	FR	Yds	TD
9/11	CHI	1	0	0	0	0	0	0	0.0	0.0	0	0	0	0	0	0	0	0	0
9/18	KC	1	0	0	0	0	0	0	0.0	0.0	0	0	0	0	0	0	0	0	0
9/22	at NE	1	0	0	0	0	0	0	0.0	0.0	0	0	0	0	0	0	0	0	0
10/2	TEN	1	0	0	0	0	0	0	0.0	0.0	0	0	0	0	0	0	0	0	0
10/9	at MIN	1	0	0	0	0	0	0	0.0	0.0	0	0	0	0	0	0	0	0	0
10/16	IND																		
10/24	at DEN																		
10/30	DET																		
11/13	at JAX																		
11/21	at OAK	1	0	0	0	0	0	0	0.0	0.0	0	0	0	0	0	0	0	0	0
11/27	SD	1	0	0	0	0	0	0	0.0	0.0	0	0	0	0	0	0	0	0	0
12/4	at GB	1	0	0	0	0	0	0	0.0	0.0	0	0	0	0	0	0	0	0	0
12/11	at IND	1	0	0	0	0	0	0	0.0	0.0	0	0	0	0	0	0	0	0	0
12/18	JAX	1	0	0	0	0	0	0	0.0	0.0	0	0	0	0	0	0	0	0	0
12/24	CIN	1	0	0	0	0	0	0	0.0	0.0	0	0	0	0	0	0	0	0	0
1/1/17	at TEN	1	0	1	1	0	0	1	0.0	0.0	0	0	0	0	0	0	0	0	0
Totals		12	0	1	1	0	0	1	0.0	0.0	0	0	0	0	0	0	0	0	0

ADDITIONAL STATISTICS

Special Teams Tackles: 10 | Postseason Special Teams Tackles: 2

CAREER STATISTICS

REGULAR SEASON				TACKLES					SACKS		INTERCEPTIONS					FUMBLES			
Year	Team	GP	GS	Tot	Solo	Asst	QBH	TFL	Sk	Yds	Int	Yds	Lg	TD	PD	FF	FR	Yds	TD
2015	HOU	12	0	0	0	0	0	0	0.0	0.0	0	0	0	0	0	0	0	0	0
2016	HOU	12	0	1	1	0	0	1	0.0	0.0	0	0	0	0	0	0	0	0	0
Totals		24	0	1	1	0	0	1	0.0	0.0	0	0	0	0	0	0	0	0	0

POSTSEASON				TACKLES					SACKS		INTERCEPTIONS					FUMBLES			
Year	Team	GP	GS	Tot	Solo	Asst	QBH	TFL	Sk	Yds	Int	Yds	Lg	TD	PD	FF	FR	Yds	TD
2015	HOU	1	0	0	0	0	0	0	0.0	0.0	0	0	0	0	0	0	0	0	0
2016	HOU	2	0	0	0	0	0	0	0.0	0.0	0	0	0	0	0	0	0	0	0
Totals		3	0	0	0	0	0	0	0.0	0.0	0	0	0	0	0	0	0	0	0

ADDITIONAL STATISTICS

Special Teams Tackles (27): 2015 - 17; 2016 - 10
 Postseason Special Teams Tackles (3): 2015 - 1; 2016 - 2

- Started 34-of-52 career games played with the Wildcats, including the last 26 in succession
- Snagged 12 interceptions over his four-year career, including five as a senior in 2011
- Earned his degree in Learning and Organizational Change in 2011 from NU
- Went on to earn a master's of arts in sports marketing and public relations

PERSONAL:

- Attended Pickerington (Ohio) Central High School
- Son of Jeff and Carla
- Father wrestled collegiately at Miami (Ohio) University
- Worked with Special Olympics in high school
- Awarded Riders Outstanding Community Service Award in 2014 for his service in the community including hospital visits and a blood drive, in addition to the Habitat for Humanity efforts



EDDIE PLEASANT

SAFETY | 5-10 | 210 | OREGON

Hometown: Compton, Calif. | 5th NFL Season | 5th with Texans | Age: 28
 Acquired: CFA-'12 | 2016 GP/GS (Playoffs): 14/0 (2/0) | Career GP/GS (Playoffs): 62/1 (5/0)
 Teams: Houston 2012-17

35

TRANSACTIONS:

Signed by the Houston Texans as a college free agent on May 14, 2012...Waived by the Texans on Aug. 31, 2012...Signed by Texans to practice squad on Sept. 1, 2012...Signed by the Texans to active roster on Dec. 21, 2012...Re-signed with the Texans on March 9, 2015.

CAREER:

- Posted career highs in tackles (28), sacks (0.5), interceptions (2), passes defended (6) and fumble recoveries (1) in 2015
- Enjoyed his first full season on the active roster in 2013 after spending the first 14 weeks of the 2012 season on the practice squad as an undrafted free agent
- Has played in five postseason games

2016 (Houston 14/0, 2/0):

- Saw eight snaps on defense and played special teams in the season opener vs. Chicago (9/11)
- Inactive for Week 2 vs. Kansas City (9/18) and Week 3 at New England (9/22)
- Played five snaps on defense and contributed on special teams vs. Tennessee (10/2)
- Matched a career high with two passes defended in 10 snaps of action at Minnesota (10/9) in Week 5
- Recorded a pass defended vs. Indianapolis (10/16) in Week 6
- Talled his first two solo tackles of the season at Denver (10/24) in Week 7
- Notched two solo tackles for a third consecutive game, including his first career tackle for loss, at Jacksonville (11/13) in Week 10
- Saw 14 snaps of action on defense and contributed on special teams at Oakland (11/21) in Week 11
- Notched one tackle and played on special teams vs. San Diego (11/27) in Week 12
- Logged two solo tackles at Green Bay (12/4) in Week 13
- Recorded his first quarterback hit of the season at Indianapolis (12/11) in Week 14
- Notched a pass defended vs. Jacksonville (12/18) in Week 15
- Made a season-high three tackles (two solo) and added one special teams tackle vs. Cincinnati (12/24) in Week 16
- Registered a season-high four tackles at Tennessee (1/1/17) in Week 17
- Talled the first two postseason tackles of his career vs. Oakland (1/7/17) in the AFC Wild Card round
- Assisted on a pair of tackles and recovered a fumble on special teams at New England (1/14/17) in the AFC Divisional round

2015 (Houston 16/0, 1/0):

- Made one solo tackle vs. Kansas City (9/13)
- Split a sack with S Quintin Demps, the first of his career at Carolina (9/20)
- Made two tackles (one solo) and one special teams tackle vs. Tampa Bay (9/27)
- Recovered a fumble by Titans RB Bishop Sankey on the Titans' 24-yard line during a kickoff return in the second quarter. S Kurtis Drummond forced the fumble on the play (11/1)
- Finished with one tackle on defense and one on special teams vs. Tennessee (11/1)
- Made his first career interception when he picked off Jets QB Ryan Fitzpatrick in the fourth quarter (11/22)

2016 STATISTICS

REGULAR SEASON				TACKLES					SACKS		INTERCEPTIONS					FUMBLES			
Date	Opp	GP	GS	Tot	Solo	Asst	QBH	TFL	Sk	Yds	Int	Yds	Lg	TD	PD	FF	FR	Yds	TD
9/11	CHI	1	0	0	0	0	0	0	0.0	0.0	0	0	0	0	0	0	0	0	0
9/18	KC			INACTIVE															
9/22	at NE			INACTIVE															
10/2	TEN	1	0	0	0	0	0	0	0.0	0.0	0	0	0	0	0	0	0	0	0
10/9	at MIN	1	0	1	0	1	0	0	0.0	0.0	0	0	0	0	2	0	0	0	0
10/16	IND	1	0	0	0	0	0	0	0.0	0.0	0	0	0	0	1	0	0	0	0
10/24	at DEN	1	0	2	2	0	0	0	0.0	0.0	0	0	0	0	1	0	0	0	0
10/30	DET	1	0	2	2	0	0	0	0.0	0.0	0	0	0	0	0	0	0	0	0
11/3	at JAX	1	0	2	2	0	0	1	0.0	0.0	0	0	0	0	0	0	0	0	0
11/21	at OAK	1	0	0	0	0	0	0	0.0	0.0	0	0	0	0	0	0	0	0	0
11/27	SD	1	0	1	0	1	0	0	0.0	0.0	0	0	0	0	0	0	0	0	0
12/4	at GB	1	0	2	2	0	0	0	0.0	0.0	0	0	0	0	0	0	0	0	0
12/11	at IND	1	0	0	0	0	1	0	0.0	0.0	0	0	0	0	1	0	0	0	0
12/18	JAX	1	0	0	0	0	0	0	0.0	0.0	0	0	0	0	1	0	0	0	0
12/24	CIN	1	0	3	2	1	0	0	0.0	0.0	0	0	0	0	0	0	0	0	0
1/1/17	at TEN	1	0	4	4	0	0	0	0.0	0.0	0	0	0	0	0	0	0	0	0
Totals		14	0	17	14	3	1	1	0.0	0.0	0	0	0	0	5	0	0	0	0

POSTSEASON

Date	Opp	GP	GS	Tot	Solo	Asst	QBH	TFL	Sk	Yds	Int	Yds	Lg	TD	PD	FF	FR	Yds	TD
1/7/17	OAK (WC)	1	0	2	1	1	0	0	0.0	0.0	0	0	0	0	0	0	0	0	0
1/14/17	at NE (DIV)	1	0	2	0	2	0	0	0.0	0.0	0	0	0	0	0	0	1	0	0
Totals		2	0	4	1	3	0	0	0.0	0.0	0	0	0	0	0	0	1	0	0

ADDITIONAL STATISTICS

Special Teams Tackles: 3

CAREER STATISTICS

REGULAR SEASON				TACKLES					SACKS		INTERCEPTIONS					FUMBLES			
Year	Team	GP	GS	Tot	Solo	Asst	QBH	TFL	Sk	Yds	Int	Yds	Lg	TD	PD	FF	FR	Yds	TD
2012	HOU	2	0	0	0	0	0	0	0.0	0.0	0	0	0	0	0	0	0	0	0
2013	HOU	16	1	13	12	1	0	0	0.0	0.0	0	0	0	0	2	0	0	0	0
2014	HOU	14	0	1	1	0	0	0	0.0	0.0	0	0	0	0	1	0	0	0	0
2015	HOU	16	0	28	18	10	1	0	0.5	6.5	2	-1	0	0	6	0	1	0	0
2016	HOU	14	0	17	14	3	1	1	0.0	0.0	0	0	0	0	5	0	0	0	0
Totals		62	1	59	45	14	2	1	0.5	6.5	2	-1	0	0	14	0	1	0	0

POSTSEASON

Year	Team	GP	GS	Tot	Solo	Asst	QBH	TFL	Sk	Yds	Int	Yds	Lg	TD	PD	FF	FR	Yds	TD
2012	HOU	2	0	0	0	0	0	0	0.0	0.0	0	0	0	0	0	0	0	0	0
2015	HOU	1	0	0	0	0	0	0	0.0	0.0	0	0	0	0	0	0	0	0	0
2016	HOU	2	0	4	1	3	0	0	0.0	0.0	0	0	0	0	0	0	1	0	0
Totals		5	0	4	1	3	0	0	0.0	0.0	0	0	0	0	0	0	1	0	0

ADDITIONAL STATISTICS

Special Teams Tackles (25): 2012 - 1; 2013 - 8; 2014 - 5; 2015 - 8; 2016 - 3 | Postseason Special Teams Tackles (1): 2012 - 1

CAREER GAME HIGHS

Tackles: 5, 2x - last: vs. NO, 11/29/15 | QBH: 1 at CAR, 9/20/15 | TFL: 1 at JAX, 11/13/16 | Sacks: 0.5 at CAR, 9/20/15
 INT: 1, 2x - last: at TEN, 12/27 | PD: 2, 3x - last: at MIN, 10/9/16 | FR: 1 vs. TEN, 11/1/15

- Tied for third on the team with a career-high five tackles (four solo) and tied a career-high with two passes defended vs. N.Y. Jets (11/22)
- Tied for second on the team with five tackles (two solo) and added one pass defended vs. New Orleans (11/29)
- Recorded his second interception of the season and second of his career when he picked off Titans QB Zach Mettenberger in the third quarter at Tennessee (12/27). The Texans scored a touchdown on the following drive

2014 (Houston 14/0):

- Played in 14 games and recorded a tackle, five special teams tackles and a pass defended

EDDIE PLEASANT

- Inactive in Weeks 4 and 5
- Made a special teams tackle vs. Indianapolis (10/9) in Week 6
- Played on special teams and at safety at Tennessee (10/26) in Week 8 and vs. Philadelphia in Week 9
- Made a special teams tackle at Cleveland (11/16) in Week 11
- Made a special teams tackle vs Cincinnati (11/23) in Week 12
- Had a tackle and a special teams tackle for the third consecutive week vs. Tennessee (11/30) in Week 13
- Made a special teams tackle at Indianapolis (12/14) in Week 15
- Had a pass defended vs. Jacksonville (12/28) in Week 17

2013 (Houston 16/1):

- Played in all 16 games and started at strong safety vs. Denver (12/22)
- Set career highs with 15 tackles, two passes defended and eight special teams tackles
- Recorded eight special teams tackles and 15 tackles on defense with two passes defended
- Made two solo tackles on defense and one on special teams at San Francisco (10/6)
- Recorded one solo tackle on defense and two special teams tackles vs. Oakland (11/17)
- Recorded a career-high four solo tackles vs. New England (12/1)
- Tied his career high with four solo tackles vs. Denver (12/22)

2012 (Houston 2/0, 2/0):

- Made his NFL debut with a special teams tackle vs. Minnesota (12/23)
- Made his postseason debut in the AFC Wild Card Playoff vs. Cincinnati (1/5/13)
- Had one assisted tackle on special teams in AFC Divisional Playoff at New England (1/13/13)

COLLEGE:

- Played four seasons (2008-11) at the University of Oregon in Eugene, Ore.
- Saw action in 51 career games with the Ducks, including 37 career starts
- Named to 2011 All-Pac-12 first team and shared team honors of most inspirational player
- Oregon's starting rover/strong safety for all 13 games in 2010 ranked fifth on the team with 65 tackles
- Made a season-high four stops (three solo) and broke up two passes vs. UCLA in 2008

PERSONAL:

- Attended Robert F. Kennedy High School in Compton, Calif.
- Received All-Orange County player of the year, all-state and defensive player of the year accolades
- Tallied 57 tackles, 1.5 quarterback sacks, one interception and one blocked field goal as a prep senior

VETERAN BIOS



JAY PROSCH

(PRAWSH)

FULLBACK | 6-1 | 255 | AUBURN

Hometown: Mobile, Ala. | 4th NFL Season | 4th with Texans | Age: 24
Acquired: D6c/14 | 2016 GP/GS (Playoffs): 15/1 (2/0) | Career GP/GS (Playoffs): 47/8 (3/0)
Teams: Houston 2014-17

45

TRANSACTIONS:

Selected by the Houston Texans with the 35th pick in the sixth round (211th overall) of 2014 NFL Draft.

CAREER:

- Played in 47 consecutive games to start his career

2016 (Houston 15/1, 2/0):

- Recorded one carry for two yards in the season opener at Chicago (9/11)
- Played but did not record statistics in Weeks 2 and 3
- Rushed once for no gain and hauled in his first reception since 2014, a six-yard gain, vs. Tennessee (10/2) in Week 4
- Played primarily on special teams at Minnesota (10/9)
- Notched a special teams tackle vs. Indianapolis (10/16)
- Contributed with a special teams tackle at Denver (10/24)
- Made his first start of the season and recorded his first career kickoff return in the second quarter for a gain of 10 yards vs. Detroit (10/30) in Week 8
- On a fourth-and-1 from the Houston 44-yard line, converted the first down with a 2-yard rush in the third quarter at Oakland (11/21) in Week 11
- Played but did not record statistics in Weeks 12-15
- Carried once for five yards and logged one special teams tackle vs. Cincinnati (12/24) in Week 16
- Inactive for Week 17 at Tennessee (1/1/17) with an injury
- Rushed once for one yard to convert a third-and-1 vs. Oakland (1/7/17) in the AFC Wild Card round

2015 (Houston 16/2, 1/0):

- Made his season debut vs. Kansas City (9/13)
- Recorded his first career rushing attempt, which went for four yards and a first down on third-and-1 in the first quarter at Carolina (9/20)
- Totaled 24 yards on three carries (8.0 avg.) vs. Tampa Bay (9/27)
- Registered a 16-yard rush in the fourth quarter, a career-long vs. Tampa Bay (9/27)

2014 (Houston 16/5):

- Started five games and played in all 16 in his rookie season. Also had three special teams tackles
- Started in his NFL debut against Washington (9/7) in Week 1
- Started at the N.Y. Giants (9/21) in Week 3
- Made his first career catch for 24 yards vs. Buffalo (9/28) in Week 4
- Made his first career special teams tackle in Week 8 at Tennessee (10/26)
- Had a special teams tackle vs. Tennessee (11/30) in Week 13
- Started and had a special teams tackle at Jacksonville (12/7) in Week 14

COLLEGE:

- Played two seasons (2012-13) at Auburn (Ala.) University after transferring from the University of Illinois in Champaign, Ill., where he played the 2010 and 2011 campaigns
- Started 30-of-51 games in his career
- Credited with 55 touchdown-resulting blocks
- Blocked for nation's number one rushing offense (328.3 yards per game) in 2013
- Began his collegiate career as a linebacker and made the switch to offense in 2010

PERSONAL:

- Attended UMS-Wright Preparatory School in Mobile, Ala., where he played football for Head Coach Terry Curtis
- Earned All-State Class 4A honors as an offensive lineman his junior campaign
- Helped the Bulldogs capture the AHSAA state championship in 2008

2016 STATISTICS

REGULAR SEASON

Date	Opp	GP	GS	RUSHING					RECEIVING				
				Att	Yds	Avg	Lg	TD	Rec	Yds	Avg	Lg	TD
9/11	CHI	1	0	1	2	2.0	2	0	0	0	0.0	0	0
9/18	KC	1	0	0	0	0.0	0	0	0	0	0.0	0	0
9/22	at NE	1	0	0	0	0.0	0	0	0	0	0.0	0	0
10/2	TEN	1	0	1	0	0.0	0	0	1	6	6.0	6	0
10/9	at MIN	1	0	0	0	0.0	0	0	0	0	0.0	0	0
10/16	IND	1	0	0	0	0.0	0	0	0	0	0.0	0	0
10/24	at DEN	1	0	0	0	0.0	0	0	0	0	0.0	0	0
10/30	DET	1	1	0	0	0.0	0	0	0	0	0.0	0	0
11/13	at JAX	1	0	0	0	0.0	0	0	0	0	0.0	0	0
11/21	at OAK	1	0	1	2	2.0	2	0	0	0	0.0	0	0
11/27	SD	1	0	0	0	0.0	0	0	0	0	0.0	0	0
12/4	at GB	1	0	0	0	0.0	0	0	0	0	0.0	0	0
12/11	at IND	1	0	0	0	0.0	0	0	0	0	0.0	0	0
12/18	JAX	1	0	0	0	0.0	0	0	0	0	0.0	0	0
12/24	CIN	1	0	1	5	5.0	5	0	0	0	0.0	0	0
1/1/17	at TEN			INACTIVE									
Totals		15	1	4	9	2.3	5	0	1	6	6.0	6	0

POSTSEASON

Date	Opp	GP	GS	Att	Yds	Avg	Lg	TD	Rec	Yds	Avg	Lg	TD
1/7/17	OAK (WC)	1	0	1	1	1.0	1	0	0	0	0.0	0	0
1/14/17	at NE (DIV)	1	0	0	0	0.0	0	0	0	0	0.0	0	0
Totals		2	0	1	1	1.0	1	0	0	0	0.0	0	0

ADDITIONAL CAREER STATISTICS

Special Teams Tackles: 4

Kick Returns (1): Returned a kickoff for 10 yards vs. Detroit (10/30)

CAREER STATISTICS

REGULAR SEASON

Year	Team	GP	GS	RUSHING					RECEIVING				
				Att	Yds	Avg	Lg	TD	Rec	Yds	Avg	Lg	TD
2014	HOU	16	5	0	0	0.0	0	0	1	24	24.0	24	0
2015	HOU	16	2	6	33	5.5	16	0	0	0	0.0	0	0
2016	HOU	15	1	4	9	2.3	5	0	1	6	6.0	6	0
Totals		47	8	10	42	4.2	16	0	2	30	15.0	24	0

POSTSEASON

Year	Team	GP	GS	Att	Yds	Avg	Lg	TD	Rec	Yds	Avg	Lg	TD
2015	HOU	1	0	1	2	2.0	2	0	0	0	0.0	0	0
2016	HOU	2	0	1	1	1.0	1	0	0	0	0.0	0	0
Totals		3	0	2	3	1.5	2	0	0	0	0.0	0	0


ADDITIONAL CAREER STATISTICS

Special Teams Tackles (14): 2014 - 3; 2015 - 8; 2016 - 3

CAREER GAME HIGHS

Rushing Attempts: 3 vs. TB, 9/27/15 | Rushing Yards: 24 vs. TB, 9/27/15 | Rushing Long: 16 vs. TB, 9/27/15
Receptions: 1, 2x - last: vs. TEN, 10/2/16 | Receiving Yards: 24 vs. BUF, 9/28/14 | Receiving Long: 24 vs. BUF, 9/28/14

- Named first-team Class All-State at linebacker by the Alabama Sports Writers Association as a senior
- Selected as the Mobile Optimist Club Player of the Year in 2009
- Recorded 199 total tackles (114 solos) with 16 tackles for loss, five pass breakups and a sack in his career
- Recipient of the Football Writers Association of America Courage Award
- Joined Auburn after obtaining an NCAA waiver to transfer from Illinois as his mother was battling brain cancer



DAVID QUESSENBERRY

GUARD | 6-5 | 310 | SAN JOSE STATE

Hometown: Encinitas, Calif. | 1st NFL Season | 1st with Texans | Age: 26
 Acquired: D6a-'13 | 2016 GP/GS (Playoffs): 0/0 (0/0) | Career GP/GS (Playoffs): 0/0 (0/0)
 Teams: Houston 2013-17

77

TRANSACTIONS:

Selected by the Houston Texans with the eighth pick in the sixth round (176th overall) of the 2013 NFL Draft.

2017 (Houston 0/0, 0/0):

- Named the winner of the Professional Football Writers of America's (PFWA) 2017 George Halas Award, which is given to a player, coach or staff member in the NFL who overcomes adversity to succeed
- Following a three-year battle with non-Hodgkin's lymphoma, returned to the practice field for the first time on May 22

2016 (Houston 0/0, 0/0):

- Placed on the Reserve/Non-Football Illness List on May 31

2015 (Houston 0/0, 0/0):

- Placed on the Reserve/Non-Football Illness List on Sept. 1

2014 (Houston 0/0):

- Placed on the Reserve/Non-Football Illness List on Aug. 25

2013 (Houston 0/0):

- Inactive at San Diego (9/9)
- Placed on the Reserve/Injured List on Sept. 10 after suffering a foot injury

COLLEGE:

- Played four seasons (2009-12) at San Jose (Calif.) State University after redshirting the 2008 campaign
- Played in 49 games, starting the final 37 contests he appeared in at left tackle
- In 2013, he became the first San Jose State offensive lineman to play in the Senior Bowl, earning that invitation after he recorded 242 knockdowns and 32 touchdown-resulting blocks, along with posting a pair of solo tackles
- Member of The NFL Draft Report's All-American third-team and also received Super Sleeper Team (most underrated players at each position) accolades as a senior
- The league's coaches named him an All-Western Athletic Conference first-team pick in 2012
- One of three finalists for the 2012 Burlsworth Trophy honoring the top Football Bowl Subdivision player that began his career as a non-scholarship player
- Started 12 games at left offensive tackle as a senior
- Went head-to-head vs. his younger brother, Paul Quessenberry, an outside linebacker for Navy, in the Spartans' 12-0 win against the Midshipmen, as David delivered nine knockdowns for a unit that gained 388 yards
- Started all 12 games at left offensive tackle, earning second-team All-WAC honors as a junior
- Took over left tackle duties as a sophomore, starting all 13 games, in addition to performing on special teams as a punt protector and lineman on kick-scoring tries
- Placed on scholarship prior to the beginning of his sophomore season, he produced six touchdown-resulting blocks for a struggling running corps that scored just seven times
- Walked on as a freshman and played in all 12 games as a reserve offensive tackle and extra tight end, seeing most of his action on special teams
- Redshirted as a true freshman after joining the team as a walk-on
- Graduated from San Jose State in December 2012 with a degree in history

PERSONAL:

- Was diagnosed with non-Hodgkin's lymphoma in June 2014
- Attended La Costa Canyon High School in Carlsbad, Calif., where he played for Head Coach Darren Brown
- Paul Quessenberry, David's younger brother, played defensive end and linebacker for Navy
- Youngest brother, Scott, was an offensive lineman at UCLA
- Father, David Sr., graduated from the Naval Academy in 1980 and played football for the Midshipmen
- His father spent 30 years in the service, the final 22 as a Navy Reserve, and retired as a captain in 2010
- Also lettered in lacrosse
- As a junior, the 6-3, 190-pound offensive lineman helped the Mavericks compile a 9-3 record
- The following season, he grew two inches and added 35 pounds to his frame, as the team managed a 7-4 mark

CAREER STATISTICS

REGULAR SEASON GAMES PLAYED/STARTED (PLAYOFFS):

2013 Houston: 0/0 (0/0)

2014 Houston: 0/0 (0/0)

2015 Houston: 0/0 (0/0)

2016 Houston: 0/0 (0/0)

TOTAL: 0/0 (0/0)



SHAKEEL RASHAD

INSIDE LINEBACKER | 6-2 | 235 | NORTH CAROLINA

Hometown: Jacksonville, Fla. | 1st NFL Season | 1st with Texans | Age: 23
 Acquired: CFA-'16 | 2016 GP/GS (Playoffs): 0/0 (0/0) | Career GP/GS (Playoffs): 0/0 (0/0)
 Teams: Houston 2016-17

42

TRANSACTIONS:

Signed by the Houston Texans as a college free agent on May 5, 2016...Waived by the Texans on Sept. 3, 2016...Signed to the Texans practice squad on Sept. 4, 2016...Signed by the Texans on Jan. 16, 2017.

2016 (Houston 0/0, 0/0):

- Spent the entire season on the Texans practice squad

COLLEGE:

- Played four seasons (2012-15) at the University of North Carolina in Chapel Hill, N.C.
- Appeared in 43 games at UNC and made 16 career starts, including all 14 games as a senior
- Finished second on the Tar Heels with 126 tackles in his first full season as a linebacker in 2015
- Also led the team with 8.5 tackles for loss and three forced fumbles that season
- 2015 All-ACC Third Team (ACSMA and coaches)
- 2015 AFCA Good Works Team Candidate
- 2015 Wuerffel Trophy Nominee

PERSONAL:

- Attended Episcopal School of Jacksonville (Fla.)
- Member of the PrepStar All-America team
- Member of the Orlando Sentinel's Florida Top 100
- A four-star prospect by ESPN.com, which listed him as the No. 35 outside linebacker prospect in the nation
- Considered the No. 57 outside linebacker prospect in the country by Scout.com
- Member of the Jacksonville Times-Union Super 11 and Super 24 teams
- Posted 82 tackles and 8.0 sacks as a junior
- Also played basketball and ran track
- Holds the school record in the 400 meters
- Coached by David Hess
- His older brother, Shareff, played football at UCF
- Son of Shareff and Sharon Rashad
- Double major in communication studies and exercise and sport science

2016 STATISTICS

REGULAR SEASON				TACKLES					SACKS		INTERCEPTIONS					FUMBLES			
Date	Opp	GP	GS	Tot	Solo	Asst	QBH	TFL	Sk	Yds	Int	Yds	Lg	TD	PD	FF	FR	Yds	TD
9/11	CHI																		
9/18	KC																		
9/22	at NE																		
10/2	TEN																		
10/9	at MIN																		
10/16	IND																		
10/24	at DEN																		
10/30	DET																		
11/13	at JAX																		
11/21	at OAK																		
11/27	SD																		
12/4	at GB																		
12/11	at IND																		
12/18	JAX																		
12/24	CIN																		
1/1/17	at TEN																		
Totals			0	0	0	0	0	0	0.0	0.0	0	0	0	0	0	0	0	0	0
POSTSEASON																			
Date	Opp	GP	GS	Tot	Solo	Asst	QBH	TFL	Sk	Yds	Int	Yds	Lg	TD	PD	FF	FR	Yds	TD
1/7/17	OAK (WC)																		
1/14/17	at NE (DIV)																		
Totals			0	0	0	0	0	0	0.0	0.0	0	0	0	0	0	0	0	0	0



D.J. READER

NOSE TACKLE | 6-3 | 325 | CLEMSON

Hometown: Greensboro, N.C. | 2nd NFL Season | 2nd with Texans | Age: 23
 Acquired: D5b-'16 | 2016 GP/GS (Playoffs): 16/7 (2/2) | Career GP/GS (Playoffs): 16/7 (2/2)
 Teams: Houston 2016-17

98

TRANSACTIONS:

Selected by the Houston Texans with the 27th pick in the fifth round (166th overall) of the 2016 NFL Draft.

2016 (Houston 16/7, 2/2):

- Logged the fifth-most starts by a rookie defensive lineman in franchise history and most since DE J.J. Watt (16) in 2011
- Made his NFL debut and recorded a tackle in the season opener vs. Chicago (9/11)
- Tallied two tackles (one solo) at New England (9/22) in Week 3
- Saw his most significant time on defense and made one tackle vs. Tennessee (10/2) in Week 4
- Registered one tackle at Minnesota (10/9)
- Matched a season high with two tackles (one solo) vs. Indianapolis (10/16) in Week 6
- Made his first career start and notched his first career tackle for loss vs. Detroit (10/30) in Week 8
- Started a second consecutive game and logged his first career sack when he brought down Jaguars QB Blake Bortles for an 8-yard loss in the fourth quarter at Jacksonville (11/13) in Week 10
- Started at defensive end and notched one tackle vs. San Diego (11/27) in Week 12
- Made one tackle and added a quarterback hit at Green Bay (12/4) in Week 13
- Tallied two tackles for the fourth time on the season at Indianapolis (12/11) in Week 14
- Logged two tackles in his fifth start of the season vs. Jacksonville (12/18) in Week 15
- Made two tackles for a third consecutive game vs. Cincinnati (12/24) in Week 16
- Recorded the first pass defended of his career and added two tackles (one solo) at Tennessee (1/1/17) in Week 17
- Became the third rookie in franchise history to record a sack in the postseason, joining OLB Brooks Reed and DE J.J. Watt, when he brought down Raiders QB Connor Cook for a 6-yard loss in the first quarter vs. Oakland (1/7/17) in the AFC Wild Card round
- Notched two tackles at New England (1/14/17) in the AFC Divisional round

COLLEGE:

- Played four seasons (2012-15) at Clemson (S.C.) University
- Longtime backup at defensive tackle who found his way into the starting lineup as a senior
- Finished career with 145 tackles, nine tackles for loss, five sacks and 24 quarterback pressures in 1,087 snaps over 46 games (10 starts) in his career
- Became the second Tiger to letter on top-25 football and baseball teams in one academic year (2012-13) since 1994-95 (Kyle Parker (2009-10) is the other)
- Voted a team co-captain for the 2015 campaign
- Posted four tackles in the CFP National Championship Game vs. Alabama, earning a share of defensive player of the game honors from coaches along with Kevin Dodd
- Played in the 2016 Senior Bowl

PERSONAL:

- Attended Grimsley High School in Greensboro, N.C.
- SuperPrep All-American
- Had 50 tackles, seven tackles for loss and five sacks as a senior
- Starting center on the basketball squad
- Standout baseball player (right-handed pitcher and designated hitter) who has been clocked in the 90s
- All-conference in baseball as a sophomore, junior and senior
- All-region in baseball as a junior and senior
- Team MVP in baseball as a junior and senior
- Batted .529 as junior
- Lettered four times in football, four times in baseball and four times in basketball
- Coached by Damon Coiro at Grimsley High School
- Recruited by Robbie Caldwell
- His mother, Felicia, played softball at North Carolina A&T from 1985-88

2016 STATISTICS

REGULAR SEASON				TACKLES					SACKS		INTERCEPTIONS					FUMBLES			
Date	Opp	GP	GS	Tot	Solo	Asst	QBH	TFL	Sk	Yds	Int	Yds	Lg	TD	PD	FF	FR	Yds	TD
9/11	CHI	1	0	1	0	1	0	0	0.0	0.0	0	0	0	0	0	0	0	0	0
9/18	KC	1	0	0	0	0	0	0	0.0	0.0	0	0	0	0	0	0	0	0	0
9/22	at NE	1	0	2	1	1	0	0	0.0	0.0	0	0	0	0	0	0	0	0	0
10/2	TEN	1	0	1	0	1	0	0	0.0	0.0	0	0	0	0	0	0	0	0	0
10/9	at MIN	1	0	1	0	1	0	0	0.0	0.0	0	0	0	0	0	0	0	0	0
10/16	IND	1	0	2	1	1	0	0	0.0	0.0	0	0	0	0	0	0	0	0	0
10/24	at DEN	1	0	1	0	1	0	0	0.0	0.0	0	0	0	0	0	0	0	0	0
10/30	DET	1	1	1	1	0	0	1	0.0	0.0	0	0	0	0	0	0	0	0	0
11/13	at JAX	1	1	2	2	0	1	1	1.0	8.0	0	0	0	0	0	0	0	0	0
11/21	at OAK	1	0	1	1	0	0	0	0.0	0.0	0	0	0	0	0	0	0	0	0
11/27	SD	1	1	1	0	1	0	0	0.0	0.0	0	0	0	0	0	0	0	0	0
12/4	at GB	1	0	1	1	0	1	0	0.0	0.0	0	0	0	0	0	0	0	0	0
12/11	at IND	1	1	2	0	2	0	0	0.0	0.0	0	0	0	0	0	0	0	0	0
12/18	JAX	1	1	2	0	2	0	0	0.0	0.0	0	0	0	0	0	0	0	0	0
12/24	CIN	1	1	2	0	2	0	0	0.0	0.0	0	0	0	0	0	0	0	0	0
1/1/17	at TEN	1	1	2	1	1	0	0	0.0	0.0	0	0	0	0	1	0	0	0	0
Totals		16	7	22	7	15	2	2	1.0	8.0	0	0	0	0	1	0	0	0	0
POSTSEASON																			
Date	Opp	GP	GS	Tot	Solo	Asst	QBH	TFL	Sk	Yds	Int	Yds	Lg	TD	PD	FF	FR	Yds	TD
1/7/17	OAK (WC)	1	1	1	1	0	1	1	1.0	6.0	0	0	0	0	0	0	0	0	0
1/14/17	at NE (DIV)	1	1	2	1	1	0	0	0.0	0.0	0	0	0	0	0	0	0	0	0
Totals		2	2	3	2	1	1	1	1.0	6.0	0	0	0	0	0	0	0	0	0

- His uncle, Glenn Ford, played football at Tennessee from 1978-80
- Graduated with a degree in communication studies in December 2015
- Born July 1, 1994



DENZEL RICE

CORNERBACK | 6-0 | 195 | COASTAL CAROLINA

Hometown: Winston-Salem, N.C. | 2nd NFL Season | 1st with Texans | Age: 24
 Acquired: FA-'16 | 2016 GP/GS (Playoffs): 3/0 (1/0) | Career GP/GS (Playoffs): 7/0 (1/0)
 Teams: Philadelphia 2015; Houston 2016-17

22

TRANSACTIONS:

Signed by the Philadelphia Eagles as a college free agent on May 2, 2015...Waived by the Eagles on Aug. 28, 2016...Signed to the Houston Texans practice squad on Oct. 19, 2016...Signed to the Texans active roster on Dec. 10, 2016.

2016 (Houston 3/0, 1/0):

- Spent training camp with the Eagles before being waived on Aug. 28
- Signed to the Texans practice squad on Oct. 19
- Spent Weeks 7-13 on the Texans practice squad
- Elevated to the Texans active roster on Dec. 10
- Played in his first game with the Texans and contributed on special teams at Indianapolis (12/11) in Week 14
- Played exclusively on special teams vs. Jacksonville (12/18) in Week 15
- Inactive for Week 16 vs. Cincinnati (12/24)
- Led the team with the first nine tackles (six solo) of his career at Tennessee (1/1/17) in Week 17
- Inactive vs. Oakland (1/7/17) in the AFC Wild Card round
- Made his NFL postseason debut and played exclusively on special teams at New England (1/14/17) in the AFC Divisional round

2015 (Philadelphia 4/0):

- Played in four games with the Eagles but did not record any statistics
- Was the only undrafted rookie to make Philadelphia's opening day roster
- Played in the first game of his career, appearing exclusively on special teams at N.Y. Jets (9/27)
- Saw his first action on defense in the season finale at N.Y. Giants (1/3/16)

COLLEGE:

- Played four seasons (2011-14) at Coastal Carolina University in Conway, S.C.
- The two-time All-Big South performer appeared in 50 games (30 starts) in his career
- Finished his collegiate career ranked third in Chanticleers history with 24 career pass breakups
- Was a captain as a senior in 2014 and earned second-team All-Big South honors after starting all 14 games
- Finished his senior campaign with 41 tackles and 10 pass breakups, marking the second-highest pass breakup total in the league
- Started all 15 games as a junior in 2013 and was named second-team All-Big South after setting career highs with 61 tackles and 12 pass breakups
- Notched the first interception of his career in a win vs. Gardner-Webb (10/12/13)
- His 12 breakups in 2013 were the most in the Big South and tied for the highest single-season total in school history, and his four pass breakups in a win at Eastern Kentucky (9/14/13) tied a Chanticleers single-game record
- Played in 10 games as a sophomore in 2012 and notched three tackles on the season
- Appeared in 11 games with one start as a true freshman in 2011, recording seven tackles and two pass breakups

PERSONAL:

- Attended Jacket Integrated Academy at Carver High School in Salem, N.C.
- Led the state of North Carolina as a senior with 12 interceptions and earned first-team 2A All-State honors from The Associated Press and NCPreps.com
- Added All-Northwest Region, All-PAC 6 Conference and all-county honors
- Led Carver to a 13-3 record in 2010, winning the PAC-6 and finishing state runner-up


2016 STATISTICS

REGULAR SEASON				TACKLES					SACKS		INTERCEPTIONS					FUMBLES			
Date	Opp	GP	GS	Tot	Solo	Asst	QBH	TFL	Sk	Yds	Int	Yds	Lg	TD	PD	FF	FR	Yds	TD
Week 1				NOT ON ROSTER															
Week 2				NOT ON ROSTER															
Week 3				NOT ON ROSTER															
Week 4				NOT ON ROSTER															
Week 5				NOT ON ROSTER															
Week 6				NOT ON ROSTER															
WITH HOUSTON																			
10/24	at DEN			PRACTICE SQUAD															
10/30	DET			PRACTICE SQUAD															
11/13	at JAX			PRACTICE SQUAD															
11/21	at OAK			PRACTICE SQUAD															
11/27	SD			PRACTICE SQUAD															
12/4	at GB			PRACTICE SQUAD															
12/11	at IND	1	0	0	0	0	0	0	0.0	0.0	0	0	0	0	0	0	0	0	0
12/18	JAX	1	0	0	0	0	0	0	0.0	0.0	0	0	0	0	0	0	0	0	0
12/24	CIN			INACTIVE															
1/1/17	at TEN	1	0	9	6	3	0	0	0.0	0.0	0	0	0	0	0	0	0	0	0
Totals		3	0	9	6	3	0	0	0.0	0.0	0	0	0	0	0	0	0	0	0
POSTSEASON																			
1/7/17	OAK (WC)			INACTIVE															
1/14/17	at NE (DIV)	1	0	0	0	0	0	0	0.0	0.0	0	0	0	0	0	0	0	0	0
Totals		1	0	0	0	0	0	0	0.0	0.0	0	0	0	0	0	0	0	0	0

CAREER STATISTICS

REGULAR SEASON				TACKLES					SACKS		INTERCEPTIONS					FUMBLES			
Year	Team	GP	GS	Tot	Solo	Asst	QBH	TFL	Sk	Yds	Int	Yds	Lg	TD	PD	FF	FR	Yds	TD
2015	PHI	4	0	0	0	0	0	0	0.0	0.0	0	0	0	0	0	0	0	0	0
2016	HOU	3	0	9	6	3	0	0	0.0	0.0	0	0	0	0	0	0	0	0	0
Totals		7	0	9	6	3	0	0	0.0	0.0	0	0	0	0	0	0	0	0	0
POSTSEASON																			
2016	HOU	1	0	0	0	0	0	0	0.0	0.0	0	0	0	0	0	0	0	0	0
Totals		1	0	0	0	0	0	0	0.0	0.0	0	0	0	0	0	0	0	0	0

- Also ran track and finished fourth in the 2010 State 2A Championships in the 4x100 relay and fifth in the 4x200 relay
- An honor roll student at Carver
- Coached by Melvin Palmer
- Parents are Russell Rice and Evette Davenport
- The eldest of five children, Denzel has two younger brothers and two younger sisters



MARCUS ROBERSON

CORNERBACK | 6-0 | 190 | FLORIDA

Hometown: Fort Lauderdale, Fla. | 4th NFL Season | 1st with Texans | Age: 24
 Acquired: W-17 (BUF) | 2016 GP/GS (Playoffs): 7/0 (0/0) | Career GP/GS (Playoffs): 32/6 (0/0)
 Teams: St. Louis 2014-15; Buffalo 2016; Houston 2017

38

TRANSACTIONS:

Signed by the Los Angeles Rams as a college free agent on May 13, 2014...Waived by the Rams on Sept. 3, 2016...Signed to the Buffalo Bills practice squad on Sept. 6, 2016...Signed to the Bills active roster on Oct. 29, 2016...Waived by the Bills on Nov. 2, 2016...Signed to the Bills practice squad on Nov. 4, 2016...Signed to the Bills active roster on Nov. 14, 2016...Waived by the Bills on May 11, 2017...Claimed off waivers by the Houston Texans on May 12, 2017.

2016 (Buffalo 7/0):

- Saw action in seven games for the Bills as a reserve and finished with two tackles and one pass defended
- Signed to the Bills practice squad on Sept. 6 and was promoted to the active roster on Oct. 29
- Made his Bills debut in Week 8 vs. New England (10/30)
- Played exclusively on special teams in Weeks 12-16
- Saw time on defense and special teams and recorded his first two tackles of the season at N.Y. Jets (11/17)

2015 (L.A. Rams 16/4):

- Set career marks with 27 tackles (23 solo), six passes defended, two tackles for loss and a forced fumble in 16 games (four starts) for the Rams
- Saw extended action at corner for an injured Trumaine Johnson and recorded five solo tackles and one pass deflection vs. Seattle (9/13)
- Made his first start of the season at Washington (9/20)
- Started at cornerback, made six tackles (four solo) and forced a fumble at Cincinnati (11/29)
- Logged a career-high three passes defended and made six tackles (five solo) in Week 13 vs. Arizona (12/6)
- Notched a career-high eight tackles and added a pass defended in Week 14 vs. Detroit (12/13)

2014 (L.A. Rams 9/2):

- Played in nine games and made two starts
- Registered 12 tackles (eight solo) and one interception
- Made his NFL debut and saw action on special teams vs. Minnesota (9/7)
- Made his first NFL start in place of an injured CB Janoris Jenkins and tallied six tackles (five solo) at Kansas City (10/26)
- Nabbed his first NFL interception off Seahawks QB Russell Wilson and returned it 18 yards at Seattle (12/28)

COLLEGE:

- Played three seasons (2011-13) at the University of Florida in Gainesville, Fla.
- Saw action in 30 games and made 18 starts at cornerback for the Gators
- Totaled 56 tackles and broke up 17 passes with three interceptions
- Played in seven games with four starts as a senior in 2013 while battling injuries
- Named second team all-SEC in 2012 after finishing second in the SEC with 14 passes defended

PERSONAL:

- Attended St. Thomas Aquinas High School in Fort Lauderdale, Fla.
- Ranked the No. 2 cornerback in the nation coming out of high school according to Rivals.com
- Helped lead the Raiders to a 15-0 record, a 5A state championship and the No. 3 national ranking in the USA Today Super 25

2016 STATISTICS

REGULAR SEASON				TACKLES					SACKS		INTERCEPTIONS					FUMBLES			
Date	Opp	GP	GS	Tot	Solo	Asst	QBH	TFL	Sk	Yds	Int	Yds	Lg	TD	PD	FF	FR	Yds	TD
WITH BUFFALO																			
9/11	at BAL																		
9/15	NYJ																		
9/25	ARI																		
10/2	at NE																		
10/9	at LAR																		
10/16	SF																		
10/23	at MIA																		
10/30	NE	1	0	0	0	0	0	0	0.0	0.0	0	0	0	0	0	0	0	0	0
11/7	at SEA																		
11/20	at CIN																		
11/27	JAX	1	0	0	0	0	0	0	0.0	0.0	0	0	0	0	0	0	0	0	0
12/4	at OAK	1	0	0	0	0	0	0	0.0	0.0	0	0	0	0	0	0	0	0	0
12/11	PIT	1	0	0	0	0	0	0	0.0	0.0	0	0	0	0	0	0	0	0	0
12/18	CLE	1	0	0	0	0	0	0	0.0	0.0	0	0	0	0	0	0	0	0	0
12/24	MIA	1	0	0	0	0	0	0	0.0	0.0	0	0	0	0	0	0	0	0	0
1/1/17	at NYJ	1	0	2	2	0	0	0	0.0	0.0	0	0	0	0	1	0	0	0	0
Totals		7	0	2	2	0	0	0	0.0	0.0	0	0	0	0	1	0	0	0	0

CAREER STATISTICS

REGULAR SEASON				TACKLES					SACKS		INTERCEPTIONS					FUMBLES			
Year	Team	GP	GS	Tot	Solo	Asst	QBH	TFL	Sk	Yds	Int	Yds	Lg	TD	PD	FF	FR	Yds	TD
2014	LAR	9	2	9	8	1	0	1	0.0	0.0	1	18	18	0	1	0	0	0	0
2015	LAR	16	4	27	24	3	0	2	0.0	0.0	0	0	0	0	6	1	0	0	0
2016	BUF	7	0	2	2	0	0	0	0.0	0.0	0	0	0	0	1	0	0	0	0
Totals		32	6	38	34	4	0	3	0.0	0.0	1	18	18	0	8	1	0	0	0


ADDITIONAL STATISTICS

Special Teams Tackles (3): 2014 - 1; 2015 - 2

CAREER GAME HIGHS

Tackles: 8 vs. DET, 12/13/15 | TFL: 2 vs. DET, 12/13/15 | PD: 3 vs. ARI, 12/6/15 | FF: 1 at CIN, 11/29/15 | INT: 1 at SEA, 12/28/14

- Participated in many community events, including the 6th Annual Playground Build at Marygrove, St. Louis Rams Training Academy Youth Camp and the United Way Kickoff for Charity Luncheon



TOM SAVAGE

QUARTERBACK | 6-4 | 230 | PITTSBURGH

Hometown: Springfield, Pa. | 4th NFL Season | 4th with Texans | Age: 27
 Acquired: D4-'14 | 2016 GP/GS (Playoffs): 3/2 (0/0) | Career GP/GS (Playoffs): 5/2 (0/0)
 Teams: Houston 2014-17

3

TRANSACTIONS:

Selected by the Houston Texans with the 35th pick in the fourth round (135th overall) of the 2014 NFL Draft.

2016 (Houston 3/2, 0/0):

- Active but did not play in Weeks 1-12 and the AFC Divisional round at New England (1/14/17)
- Inactive for Week 13 at Green Bay (12/4) and Week 14 at Indianapolis (12/11)
- Came off the bench and completed 23-of-36 passes for 260 yards, no touchdowns, no interceptions and an 85.4 passer rating vs. Jacksonville (12/18) in Week 15
- Set single-game career highs in completions, attempts, yards and passer rating in his first game action since 2014 (12/18)
- Made his first career start and completed 18-of-29 passes for 176 yards and a 79.1 passer rating in the AFC South-clinching win vs. Cincinnati (12/24) in Week 16
- Completed 5-of-8 passes for 25 yards and a 67.2 passer rating before exiting the game in the second quarter due to injury at Tennessee (1/1/17) in Week 17
- Inactive vs. Oakland (1/7/17) in the AFC Wild Card round with an injury

2015 (Houston 0/0):

- Placed on the Reserve/Injured List on Sept. 1 and missed the entire season

2014 (Houston 2/0):

- Inactive in Weeks 1-12
- Made his NFL debut but did not attempt a pass vs. Tennessee (11/30) in Week 13
- Active but did not play at Jacksonville (12/7) in Week 14
- Was 10-of-19 passing for 127 yards and one interception in relief of QB Ryan Fitzpatrick at Indianapolis (12/14) in Week 15. Completed his first NFL pass at 13:06 of the second quarter to WR DeAndre Hopkins for nine yards
- Inactive in Weeks 16 and 17

COLLEGE:

- Played one season (2013) at the University of Pittsburgh (Pa.) after two seasons (2009-10) at Rutgers University in New Brunswick, N.J.
- Transferred from Rutgers to the University of Arizona in Tucson, Ariz. prior to the 2011 season but was not eligible to play in games under NCAA transfer guidelines
- Transferred from Arizona to Pittsburgh prior to the 2012 season but was not eligible to play in games under NCAA transfer guidelines
- Started 28 of 31 games played
- Completed 430-of-757 passes (56.8 percent) for 5,690 yards, 37 touchdowns and 19 interceptions
- Finished with 5,371 yards in total offense

PERSONAL:

- Attended Cardinal O'Hara High School in Springfield, Pa., starting his last three seasons at quarterback for Head Coach Dan Algeo
- Completed 190-of-426 passes for 2,547 yards and 20 touchdowns
- Played in the U.S. Army All-American Bowl and the Big 33 Football Classic
- As a senior, he passed for 1,355 yards and 10 touchdowns
- Communications major
- Older brother, Bryan, played quarterback at Wisconsin (2004-05) and Hofstra (2007-08)

2016 STATISTICS

REGULAR SEASON

REGULAR SEASON				PASSING											RUSHING								
Date	Opp	GP	GS	Att	Cmp	Pct	Yds	Yd/A	TD	Int	Lg	Sack	Lost	Rate	Att	Yds	Avg	Lg	TD				
9/11	CHI						ACTIVE, DID NOT PLAY																
9/18	KC						ACTIVE, DID NOT PLAY																
9/22	at NE						ACTIVE, DID NOT PLAY																
10/2	TEN						ACTIVE, DID NOT PLAY																
10/9	at MIN						ACTIVE, DID NOT PLAY																
10/16	IND						ACTIVE, DID NOT PLAY																
10/24	at DEN						ACTIVE, DID NOT PLAY																
10/30	DET						ACTIVE, DID NOT PLAY																
11/13	at JAX						ACTIVE, DID NOT PLAY																
11/21	at OAK						ACTIVE, DID NOT PLAY																
11/27	SD						ACTIVE, DID NOT PLAY																
12/4	at GB						INACTIVE																
12/11	at IND						INACTIVE																
12/18	JAX	1	0	36	23	63.9	260	7.2	0	0	32	0	0	85.4	3	0	0.0	3	0				
12/24	CIN	1	1	29	18	62.1	176	6.1	0	0	24	4	21	79.1	1	11	11.0	11	0				
1/1/17	at TEN	1	1	8	5	62.5	25	3.1	0	0	8	1	15	67.2	2	1	0.5	2	0				
Totals		3	2	73	46	63.0	461	6.3	0	0	32	5	36	80.9	6	12	2.0	11	0				

POSTSEASON

Date	Opp	GP	GS	Att	Cmp	Pct	Yds	Yd/A	TD	Int	Lg	Sack	Lost	Rate	Att	Yds	Avg	Lg	TD
1/7/17	OAK (WC)						INACTIVE												
1/14/17	at NE (DIV)						ACTIVE, DID NOT PLAY												
Totals		0	0	0	0	0.0	0	0.0	0	0	0	0	0	0.0	0	0	0.0	0	0

CAREER STATISTICS

REGULAR SEASON

Year	Team	GP	GS	Att	Cmp	Pct	Yds	Yd/A	TD	Int	Lg	Sack	Lost	Rate	Att	Yds	Avg	Lg	TD
2014	HOU	2	0	19	10	52.6	127	6.7	0	1	35	1	5	51.9	6	-6	-1.0	1	0
2015	HOU						INJURED RESERVE												
2016	HOU	3	2	73	46	63.0	461	6.3	0	0	32	5	36	80.9	6	12	2.0	11	0
Totals		5	2	92	56	60.9	588	6.4	0	1	35	6	41	74.9	12	6	0.5	11	0

POSTSEASON

Year	Team	GP	GS	Att	Cmp	Pct	Yds	Yd/A	TD	Int	Lg	Sack	Lost	Rate	Att	Yds	Avg	Lg	TD
2016	HOU	0	0	0	0	0.0	0	0.0	0	0	0	0	0	0.0	0	0	0.0	0	0
Totals		0	0	0	0	0.0	0	0.0	0	0	0	0	0	0.0	0	0	0.0	0	0

ADDITIONAL CAREER STATISTICS

Fumbles/Lost: 3/2 | Fumble Recoveries: 1

CAREER GAME HIGHS

Attempts: 36 vs. JAX, 12/18/16 | Completions: 23 vs. JAX, 12/18/16 | Passing Yards: 260 vs. JAX, 12/18/16
 Interceptions: 1 at IND, 12/14/14 | Passing Long: 35 at IND, 12/14/14 | Passer Rating: 85.4 vs. JAX, 12/18/16
 Rushing Attempts: 4 at IND, 12/14/14 | Rushing Yards: 11 vs. CIN, 12/24/16 | Rushing Long: 11 vs. CIN, 12/24/16



BRENNAN SCARLETT

OUTSIDE LINEBACKER | 6-4 | 265 | STANFORD

Hometown: Portland, Ore. | 2nd NFL Season | 2nd with Texans | Age: 23
 Acquired: CFA-'16 | 2016 GP/GS (Playoffs): 7/0 (2/0) | Career GP/GS (Playoffs): 7/0 (2/0)
 Teams: Houston 2016-17

57

TRANSACTIONS:

Signed by the Houston Texans as a college free agent on May 5, 2016.

2016 (Houston 7/0, 2/0):

- Inactive for the season opener vs. Chicago (9/11)
- Made his NFL debut and contributed with one special teams tackle vs. Kansas City (9/18)
- Saw his first action on defense and recorded one tackle at New England (9/22) in Week 3
- Played exclusively on special teams vs. Tennessee (10/2) in Week 4
- Tied for the team lead with a career-high two special teams tackles at Minnesota (10/9) in Week 5
- Placed on the Reserve/Injured List on Oct. 19
- Activated from the Reserve/Injured; Designated for Return List on Dec. 17
- Played in his first game since Week 6 and tallied a career-high four tackles (one solo) vs. Jacksonville (12/18) in Week 15
- Inactive for Week 16 vs. Cincinnati (12/24)
- Tied a single-game career high with four tackles, including his first career tackle for loss, at Tennessee (1/1/17) in Week 17
- Played as a reserve linebacker and contributed on special teams in both postseason contests

2016 STATISTICS

REGULAR SEASON				TACKLES					SACKS		INTERCEPTIONS					FUMBLES			
Date	Opp	GP	GS	Tot	Solo	Asst	QBH	TFL	Sk	Yds	Int	Yds	Lg	TD	PD	FF	FR	Yds	TD
9/11	CHI																		
9/18	KC	1	0	0	0	0	0	0	0.0	0.0	0	0	0	0	0	0	0	0	0
9/22	at NE	1	0	1	1	0	0	0	0.0	0.0	0	0	0	0	0	0	0	0	0
10/2	TEN	1	0	0	0	0	0	0	0.0	0.0	0	0	0	0	0	0	0	0	0
10/9	at MIN	1	0	1	0	1	0	0	0.0	0.0	0	0	0	0	0	0	0	0	0
10/16	IND	1	0	0	0	0	0	0	0.0	0.0	0	0	0	0	0	0	0	0	0
10/24	at DEN																		
10/30	DET																		
11/13	at JAX																		
11/21	at OAK																		
11/27	SD																		
12/4	at GB																		
12/11	at IND																		
12/18	JAX	1	0	4	1	3	0	0	0.0	0.0	0	0	0	0	0	0	0	0	0
12/24	CIN																		
1/1/17	at TEN	1	0	4	1	3	0	1	0.0	0.0	0	0	0	0	0	0	0	0	0
Totals		7	0	10	3	7	0	1	0.0	0.0	0	0	0	0	0	0	0	0	0
POSTSEASON																			
Date	Opp	GP	GS	Tot	Solo	Asst	QBH	TFL	Sk	Yds	Int	Yds	Lg	TD	PD	FF	FR	Yds	TD
1/7/17	OAK (WC)	1	0	0	0	0	0	0	0	0	0	0	0	0	0	0	0	0	0
1/14/17	at NE (DIV)	1	0	0	0	0	0	0	0	0	0	0	0	0	0	0	0	0	0
Totals		2	0	0	0	0	0	0	0	0	0	0	0	0	0	0	0	0	0

ADDITIONAL STATISTICS

Special Teams Tackles: 3 | Postseason Special Teams Tackles: 1

COLLEGE:

- Played one season (2015) at Stanford (Calif.) University after transferring from the University of California, Berkeley, where he played three seasons (2011-12; 14)
- His first roommate at California was Texans TE Stephen Anderson
- Redshirted the 2013 campaign at California
- Played in 17 games with 14 starts over four seasons with Cal but missed the entire 2013 campaign and significant portions of the 2011 and 2014 seasons due to injury
- Registered career totals of 54 tackles, 9.0 tackles for loss (42 yards), 4.5 sacks (34 yards), three pass breakups, three forced fumbles and six quarterback hurries with the Golden Bears
- Led the Cardinal to a Rose Bowl victory over Iowa in January 2016 in his lone season with the program
- Joined Stanford as the program's first-ever graduate transfer
- That season, earned All-Pac-12 honorable mention after playing in 14 games and compiling 37 tackles, 8.0 tackles for loss, 5.5 sacks and two pass breakups

PERSONAL:

- Prepped at Central Catholic High School in Portland, Ore.
- Earned varsity letters in football, swimming and track and field
- 2010 U.S. Army All-American Bowl
- 2010 PrepStar All-America
- 2010 SuperPrep All-America
- 31 tackles in first two games of senior season
- 59 tackles, 6.0 sacks, one interception and three forced fumbles as a junior
- 43 tackles, 4.0 sacks and three forced fumbles as a sophomore
- National Federation of High School Awards for Excellence
- Multnomah Athletic Club Scholar Student Award
- Full name is Brennan William Scarlett
- Son of Paul and Suzy Scarlett
- Father ran track at BYU
- Two siblings, Cam and Isabella
- Grandfather, great-grandfather, uncle and multiple cousins attended Stanford
- Maternal grandfather, John Evans, was governor of Idaho from 1977-87
- Graduated from Cal's prestigious Haas School of Business in May of 2015 with a bachelor's degree in business administration



CHAD SLADE

GUARD | 6-5 | 315 | AUBURN

Hometown: Moody, Ala. | 2nd NFL Season | 2nd with Texans | Age: 25
 Acquired: CFA-'15 | 2016 GP/GS Playoffs: 0/0 (0/0) | Career GP/GS (Playoffs): 0/0 (0/0)
 Teams: Houston 2015-17

62

TRANSACTIONS:

Signed by the Houston Texans as a college free agent on May 8, 2015...Waived by the Texans on Sept. 3, 2016...Signed to the Texans practice squad on Sept. 4, 2016...Signed by the Texans on Jan. 16, 2017.

2016 (Houston 0/0, 0/0):

- Spent the entire season on the Texans practice squad

2015 (Houston 0/0, 0/0):

- Placed on the Reserve/Injured List on Sept. 1 and missed the entire season

COLLEGE:

- Played four seasons (2011-14) at Auburn (Ala.) University after redshirting the Tigers' 2010 BCS National Championship campaign
- Four-year starter on the offensive line for the Tigers
- 49 career starts, second most among SEC offensive linemen, and fourth-most in Auburn history
- Started 14 games at both guard spots in 2014
- Preseason All-SEC second team (CFB Matrix); third team (SEC media, Athlon); fourth team (Phil Steele) in 2014
- Accepted invitation to NFLPA Collegiate Bowl
- Returning starter for all 13 games at right offensive guard for the SEC Champions in 2013
- Started 12 games at right guard and left tackle in 2012
- Played in 13 games with 10 starts in 2011
- Redshirted and did not see action for the National Champions in 2010

PERSONAL:

- High School Coach: Brandon Wiley
- No. 59-ranked offensive guard by ESPN.com/Scouts Inc.
- No. 62-rated offensive guard by Scout.com
- Ranked as the No. 34 player in Alabama by SuperPrep
- Named to the All-Southeast Region team by PrepStar
- No. 38 prospect in Alabama by the Tuscaloosa News
- Birthday is May 4
- Son of Joseph and Nikki Shorter
- Majored in Sociology
- Received bachelor's degree in August, 2014


CAREER STATISTICS

REGULAR SEASON GAMES PLAYED/STARTED (PLAYOFFS):

2015 Houston: 0/0 (0/0)

2016 Houston: 0/0 (0/0)

TOTAL: 0/0 (0/0)



JAELEN STRONG

WIDE RECEIVER | 6-2 | 220 | ARIZONA STATE

Hometown: Philadelphia, Pa. | 3rd NFL Season | 3rd with Texans | Age: 23
 Acquired: D3-'15 | 2016 GP/GS (Playoffs): 8/2 (0/0) | Career GP/GS (Playoffs): 18/3 (1/1)
 Teams: Houston 2015-17

11

TRANSACTIONS:

Selected by the Houston Texans with the sixth pick in the third round (70th overall) of the 2015 NFL Draft.

2016 (Houston 8/2, 0/0):

- Played 12 snaps on offense in the season opener vs. Chicago (9/11)
- Was targeted once but did not record any statistics vs. Kansas City (9/18) in Week 2
- Made his first start of the season and second of his career and caught one pass for 15 yards at New England (9/22)
- Finished second on the team with a season-high five receptions for 31 yards vs. Tennessee (10/2)
- Tied for the team lead and posted his second straight game with five receptions for a season-high 39 yards at Minnesota (10/9) in Week 5
- Started his second game of the season and hauled in a crucial 36-yard reception to set up K Nick Novak's game-winning field goal in overtime vs. Indianapolis (10/16) in Week 6
- Inactive for Weeks 10-13 with an injury
- Placed on the Reserve/Injured List on Dec. 10

2015 (Houston 10/1, 1/1):

- Did not play in Week 1 vs. Kansas City (9/13)
- Inactive Weeks 2-4
- Became the first player in Texans history to score two receiving touchdowns in his first career game (10/8)
- Became the second player in team history to score two receiving touchdowns in a game as a rookie (10/8)
- Became the first NFL player since Jaguars WR Allen Hurns in Week 1 of 2014 to catch two touchdowns on his first two receptions in his first career game (10/8)
- Caught a 42-yard touchdown pass from QB Brian Hoyer as time expired in the first half, which marked his first career reception, vs. Indianapolis (10/8)
- Scored on an 11-yard pass from Hoyer in the third quarter, giving him a total of two catches for 53 yards and two touchdowns in the game vs. Indianapolis (10/8)
- Inactive in Week 10 at Cincinnati (11/16) and Week 12 vs. New Orleans (11/29)
- Totaled two receptions for 23 yards and a touchdown at Indianapolis (12/20)
- Caught an 8-yard touchdown pass from QB Brandon Weeden in the fourth quarter at Indianapolis (12/20), his third touchdown of the season, all against the Colts
- Passed WR DeAndre Hopkins (two in 2013) for the third-most receiving touchdowns by a rookie in team history

COLLEGE:

- Played two seasons (2013-14) at Arizona State University in Tempe, Ariz. after playing the 2012 season at Peirce College in Philadelphia
- Redshirted the 2011 campaign at Peirce
- Saw action in 26 career games in two seasons with the Sun Devils making 157 receptions for 2,287 receiving yards and 17 touchdowns
- His career receptions total ranks fifth all-time in school history
- Tallied four All-American Awards including *Sporting News* All-America (Second Team), *Sports Illustrated* All-America (Second Team), *CBSSports.com* All-America (Second Team) and *ESPN.com* All-America in 2014
- Named to the Phil Steele All-Pac-12 First Team and Phil Steele All-America Third Team and was a Biletnikoff Award Semifinalist in 2014
- Recorded 82 receptions, good for third in the Arizona State record books for a single-season effort and his 1,165 yards receiving placed him fifth for single-season yardage marks as a Sun Devil, while also recording 10 touchdowns in 2014
- Had nine 100-plus yard receiving games in his career, third-most in ASU history
- Had a breakout first year as a Sun Devil recording 75 receptions for a team-high 1,122 yards and seven touchdowns on his way to Second-Team All-Pac-12 Honors in 2013

2016 STATISTICS

REGULAR SEASON					RECEIVING					RUSHING				
Date	Opp	GP	GS		Rec	Yds	Avg	Lg	TD	Att	Yds	Avg	Lg	TD
9/11	CHI	1	0		0	0	0.0	0	0	0	0	0.0	0	0
9/18	KC	1	0		0	0	0.0	0	0	0	0	0.0	0	0
9/22	at NE	1	1		1	15	15.0	15	0	0	0	0.0	0	0
10/2	TEN	1	0		5	31	6.2	9	0	0	0	0.0	0	0
10/9	at MIN	1	0		5	39	7.8	16	0	0	0	0.0	0	0
10/16	IND	1	1		1	36	36.0	36	0	0	0	0.0	0	0
10/24	at DEN	1	0		2	10	5.0	8	0	0	0	0.0	0	0
10/30	DET	1	0		0	0	0.0	0	0	0	0	0.0	0	0
11/13	at JAX				INACTIVE									
11/21	at OAK				INACTIVE									
11/27	SD				INACTIVE									
12/4	at GB				INACTIVE									
12/11	at IND				INJURED RESERVE									
12/18	JAX				INJURED RESERVE									
12/24	CIN				INJURED RESERVE									
1/1/17	at TEN				INJURED RESERVE									
Totals		8	2		14	131	9.4	36	0	0	0	0.0	0	0
POSTSEASON														
Date	Opp	GP	GS		Rec	Yds	Avg	Lg	TD	Att	Yds	Avg	Lg	TD
1/7/17	OAK (WC)				INJURED RESERVE									
1/14/17	at NE (DIV)				INJURED RESERVE									
Totals		0	0		0	0	0.0	0	0	0	0	0.0	0	0

CAREER STATISTICS

REGULAR SEASON					RECEIVING					RUSHING				
Year	Team	GP	GS		Rec	Yds	Avg	Lg	TD	Att	Yds	Avg	Lg	TD
2015	HOU	10	1		14	161	11.5	42t	3	0	0	0.0	0	0
2016	HOU	8	2		14	131	9.4	36	0	0	0	0.0	0	0
Totals		18	3		28	292	10.4	42t	3	0	0	0.0	0	0
POSTSEASON														
Year	Team	GP	GS		Rec	Yds	Avg	Lg	TD	Att	Yds	Avg	Lg	TD
2015	HOU	1	1		1	17	17.0	17	0	0	0	0.0	0	0
2016	HOU	0	0		0	0	0.0	0	0	0	0	0.0	0	0
Totals		1	1		1	17	17.0	17	0	0	0	0.0	0	0
CAREER GAME HIGHS														
					Receptions: 6 vs. JAX, 1/3/16 Receiving Yards: 56 vs. JAX, 1/3/16 Receiving Long: 42t vs. IND, 10/8/15									
					Receiving TDs: 2 vs. IND, 10/8/15									

- Phil Steele First Team All-Pac-12 member and won the John Jefferson Outstanding Receiver Award winner in 2013
- Verbally committed to ASU on Christmas Day 2012
- One of the nation's most productive junior college wide receivers at Peirce College in 2012 where he caught 67 passes for 1,263 yards with 15 touchdowns in 10 games

PERSONAL:

- Graduated from West Philadelphia (Pa.) Catholic High School in 2011 and had scholarship offers from Eastern Michigan, Villanova and VMI before opting to attend Peirce College
- Had team highs of 17 receptions for 318 yards and four touchdowns as a senior
- Had a season-high 109 yards on three receptions with two touchdowns against Philadelphia (Pa.) Archbishop Ryan on Oct. 2, 2010
- Caught 24 passes for 385 yards with four touchdowns as a junior in 2009
- Posted season-bests of five receptions for 92 yards with a touchdown against Wyndmoor (Pa.) La Salle College High School on Sept. 18, 2009
- Coached by Brian Fluck at West Catholic



XAVIER SU'A-FILO

(soo-ah-FEE-low)

GUARD | 6-4 | 310 | UCLA

Hometown: American Fork, Utah | 4th NFL Season | 4th with Texans | Age: 26
Acquired: D2-'14 | 2016 GP/GS (Playoffs): 16/15 (2/2) | Career GP/GS (Playoffs): 40/25 (3/3)
Teams: Houston 2014-17

71

TRANSACTIONS:

Selected by the Houston Texans with the first pick in the second round (33rd overall) of the 2014 NFL Draft.

2016 (Houston 16/15, 2/2):

- Started at left guard in Weeks 1-13, Weeks 15-17 and both postseason contests
- Helped pave the way for 100-yard rushing performances by RB Lamar Miller vs. Chicago (9/11) in Week 1, vs. Indianapolis (10/16) in Week 6 and at Oakland (11/21) in Week 11
- Contributed to a Texans ground attack that put together a then-season-high 181 rushing yards at Jacksonville (11/13) in Week 10
- Came off the bench to fill in at left guard at Indianapolis (12/11) in Week 14
- Started and split time at left guard with G Oday Aboushi vs. Oakland (1/7/17) in the AFC Wild Card round

2015 (Houston 11/9, 1/1):

- Inactive in Weeks 1-3
- Made his season debut playing left guard at Atlanta (10/4)
- Inactive in Week 6
- Started at left guard in Week 7
- Did not play in Week 8
- Started at left guard in Weeks 10-17 and in Wild Card Game vs. Kansas City (1/9/16)

2014 (Houston 13/1):

- Saw action in 13 games
- Made his NFL debut vs. Washington (9/7)
- Played at Oakland (9/14) in Week 2, at N.Y. Giants (9/21) in Week 3, vs. Buffalo (9/28) in Week, at Dallas (10/5) in Week 5
- Made his first career start at right guard vs. Indianapolis (10/9) in Week 6
- Played at Pittsburgh (10/20) in Week 7, at Tennessee (10/26) in Week 8, vs. Philadelphia (11/2) in Week 9, at Cleveland (11/16) in Week 11 and vs. Cincinnati (11/23) in Week 12
- Saw extended playing time at left guard vs. Tennessee (11/30) in Week 13
- Played at Jacksonville (12/7) in Week 14
- Inactive in Weeks 15-17

COLLEGE:

- Played three seasons (2009; 12-13) at the University of California, Los Angeles
- Started all 40 games that he suited up for with the Bruins, playing 21 contests at left guard and 19 at left tackle
- Began his career at UCLA in 2009
- Returned to the UCLA program in 2012 after serving two years on a Mormon Church mission to Alabama and Florida
- Recorded 43 touchdown-resulting blocks and 337 knockdowns
- Second-Team All-American (2013)
- Two-time first-team All-Pac 12 (2012,2013)

PERSONAL:

- Attended Timpvew High School in Provo, Utah, playing football for Head Coach Louis Wong
- Started on the offensive line since his sophomore season
- Earned Class 4A first-team All-State honors as a junior and senior
- Helped to lead his high school team to the state championships in 2006, 2007 and 2008 and a state-record 36 consecutive wins
- Selected to play in the Under Armour All-America game
- Named Utah State 4A Offensive Player of the Year in 2008
- Fluent in Spanish

CAREER STATISTICS

REGULAR SEASON GAMES PLAYED/STARTED (PLAYOFFS):

2014 Houston: 13/1 (0/0)
2015 Houston: 11/9 (1/1)
2016 Houston: 16/15 (2/2)
TOTAL: 40/25 (3/3)

ADDITIONAL STATISTICS

Misc. Tackles (1): 2016 - 1 | **Postseason Misc. Tackles (1):** 2016 - 1



JOSH WALKER

GUARD | 6-5 | 330 | MIDDLE TENNESSEE STATE

Hometown: Spring City, Tenn. | 3rd NFL Season | 2nd with Texans | Age: 26
 Acquired: FA-'16 | 2016 GP/GS Playoffs: 1/0 (0/0) | Career GP/GS (Playoffs): 14/0 (0/0)
 Teams: Indianapolis 2014; Green Bay 2014-15; Houston 2016-17

73

TRANSACTIONS:

Signed by the Indianapolis Colts as a college free agent on May 11, 2014...Waived by the Colts on Aug. 30, 2014...Signed to the Colts practice squad on Aug. 31, 2014...Released from the Colts practice squad on Sept. 16, 2014...Signed to the Green Bay Packers practice squad on Sept. 23, 2014...Signed by the Packers on Jan. 20, 2015...Waived by the Packers on Sept. 3, 2016...Signed to the Houston Texans practice squad on Oct. 27, 2016...Signed to the Texans active roster on Nov. 8, 2016.

2016 (Houston 1/0, 0/0):

- Waived by Green Bay on Sept. 3 and signed to the Texans practice squad on Oct. 27
- Spent Week 8 on the Texans practice squad
- Elevated to the Texans active roster on Nov. 8
- Active but did not play at Jacksonville (11/13) in Week 10
- Inactive for Weeks 11-14 and Week 16
- Made his Texans debut as a reserve offensive lineman vs. Jacksonville (12/18) in Week 15
- Active but did not play in Week 17 at Tennessee (1/1/17)
- Inactive for both postseason contests

2015 (Green Bay 13/0):

- Played in 13 games, seeing action on offense and special teams
- Inactive for three contests during the regular season and both playoff games (healthy scratch)
- Made his NFL debut, appearing on five snaps on special teams and three on offense, lining up as an extra lineman on the left side for three plays late in the fourth quarter at Chicago (9/13)
- Saw the most significant action of his career on offense, playing 32 snaps at right guard in place of T.J. Lang after he departed midway through the second quarter due to a knee injury, vs. St. Louis (10/11)
- Filled in for Lang on all but one series, helping the line allow just 2.0 sacks of QB Aaron Rodgers to a St. Louis defense that entered the game tied for No. 2 in the NFL with 17.0 sacks in the first four games, vs. St. Louis (10/11)
- Played 26 snaps on offense, seeing time in the second half at right tackle in place of an injured Bryan Bulaga (ankle) and at right guard in place of Lang, at Arizona (12/27)

2014 (Indianapolis 0/0; Green Bay 0/0):

- Was on the Packers practice squad for the final 13 games of the regular season and their two playoff games
- Originally entered the NFL as a college free agent with Indianapolis, signing with the Colts on May 12
- Waived by the Colts in the final roster reduction on Aug. 30
- Signed to the Colts practice squad on Sept. 1, but was released on Sept. 16
- Signed to Green Bay's practice squad on Sept. 23

COLLEGE:

- Played four seasons (2010-13) at Middle Tennessee State University in Murfreesboro, Tenn. after redshirting the 2009 campaign
- Played in 49 games with 34 starts, including 25 straight starts to end his collegiate career
- Never missed a game during his career
- Earned second-team All-Conference USA honors and was voted a team captain in his final season for the Blue Raiders in 2013
- Started all 13 games that season and ranked second on the team with 980 snaps played as part of an offensive line that produced five different 100-yard rushers and seven games of 200-plus yards on the ground
- Paved the way for the running game to compile 200-plus yards rushing in five consecutive wins, as the Blue Raiders rushed for 308 yards and two touchdowns vs. Marshall (Oct. 24), 259 yards at Alabama-Birmingham (Nov. 2), 249 yards and four touchdowns vs. Florida International (Nov. 9), 246 yards and three touchdowns at Southern Miss (Nov. 23) and 304 yards and four touchdowns vs. Texas-El Paso (Nov. 30)
- As a junior in 2012, received honorable mention All-Sun Belt recognition from the conference's coaches and second-team All-Sun Belt honors from Phil Steele's College Football after starting all 12 games
- Was a part of an offensive line that ranked second nationally in fewest sacks allowed and paved the way for three different 100-yard rushers
- Blocked for an offense that gained 510 total yards (264 rushing, 246 passing) and scored seven touchdowns (five rushing, two passing) at Georgia Tech (Sept. 29)
- Also paved the way for RB Benny Cunningham to rush for a career-high five touchdowns in the 49-28 win at Georgia Tech
- Helped Cunningham set new career highs for carries (36) and yardage (230) at FIU (Oct. 13)

CAREER STATISTICS

REGULAR SEASON GAMES PLAYED/STARTED (PLAYOFFS):

2014 Indianapolis: 0/0 (0/0)

2015 Green Bay: 13/0 (0/0)


2016 Houston: 1/0 (0/0)

TOTAL: 14/0 (0/0)

- Appeared in 11 games and made eight starts as a sophomore in 2011
- Blocked for an offense that tallied 582 total yards (167 rushing, 415 passing) at Troy (Sept. 24), 477 yards (200 rushing, 277 passing) vs. Memphis (Oct. 1) and 482 yards (200 rushing, 282 passing) vs. Western Kentucky (Oct. 6)
- Played in all 13 games and made one start as a redshirt freshman in 2010
- Started vs. North Texas (Nov. 13), the first start of his collegiate career
- Earned a degree in liberal studies

PERSONAL:

- Attended Rhea County High School in Evensville, Tenn.
- Was a three-year starter on the offensive and defensive line for the Golden Eagles
- Named to The Tennessean's 2008 Dream Team and the Best of Preps after recording 41 pancake blocks his senior year in helping lead his team to a 10-3 record
- Also lettered in track and field his senior year, participating in the shot put and discus events
- Born in Knoxville, Tenn.



TONY WASHINGTON JR.

OUTSIDE LINEBACKER | 6-4 | 250 | OREGON

Hometown: West Los Angeles, Calif. | 2nd NFL Season | 2nd with Texans | Age: 25
 Acquired: CFA-'15 | 2016 GP/GS (Playoffs): 0/0 (0/0) | Career GP/GS (Playoffs): 0/0 (0/0)
 Teams: Houston 2015-17

49

TRANSACTIONS:

Signed by the Houston Texans as a college free agent on May 8, 2015...Waived by the Texans on Sept. 11, 2015...Signed to the Texans practice squad on Dec. 8, 2015...Released from the Texans practice squad on Dec. 23, 2015...Signed by the Texans on Jan. 11, 2016.

2016 (Houston 0/0, 0/0):

- Waived/injured on Sept. 3 and reverted to the Reserve/Injured List on Sept. 4

2015 (Houston 0/0):

- Signed by the Texans as a college free agent and spent Weeks 14 and 15 on the practice squad after being waived at the end of training camp

COLLEGE:

- Played four seasons (2011-14) at the University of Oregon in Eugene, Ore. after redshirting the 2010 campaign
- Ranked ninth on the team in tackles (60), second in tackles for loss (11.5), and second in quarterback sacks (6.0) in 2014
- 15-game starter and tied for third in the Pac-12 with three fumble recoveries and three forced fumbles in 2014
- Jarred the football loose from Florida State QB Jameis Winston and returned it for a 58-yard touchdown in the Rose Bowl in 2014
- Ducks' eighth-leading tackler and earned Pac-12 honorable mention all-conference acclaim after finishing 13th in the country (3rd in the league) with four forced fumbles in 2013
- The first-year starter opened all 13 games, finishing with 60 tackles and team highs in tackles for loss (12-50 yards) and quarterback sacks (7.5) in 2013
- Played in all 13 games and finished the year with 20 tackles (12 solo) in 2012
- Appeared in 10 games, totaling 18 tackles in 2011 while earning Pac-12 Academic All-Conference Honorable Mention
- Member of the scout team during his redshirt year in 2010

PERSONAL:

- Attended Los Osos High School in Rancho Cucamonga, Calif., where he played for Head Coach Tom Martinez
- San Bernardino Prep Sports All-Baseline Defensive MVP
- MaxPreps California Division 1 All-State second team defense
- All-Inland Valley first team defense
- All-CIF Southern Section Central Division
- Daily Bulletin All-Star Football first team defender
- Made 87 tackles his senior year, with a team-high 11.5 sacks and two fumble recoveries
- As a junior, recorded 45 tackles and 6.5 sacks
- Rated a three-star recruit by Scout.com, Rivals.com and ESPN.com
- Parents are Monique and the late Tony Washington, Sr.
- Has one brother and one sister

2016 STATISTICS

REGULAR SEASON				TACKLES					SACKS		INTERCEPTIONS					FUMBLES			
Date	Opp	GP	GS	Tot	Solo	Asst	QBH	TFL	Sk	Yds	Int	Yds	Lg	TD	PD	FF	FR	Yds	TD
9/11	CHI																		
9/18	KC																		
9/22	at NE																		
10/2	TEN																		
10/9	at MIN																		
10/16	IND																		
10/24	at DEN																		
10/30	DET																		
11/13	at JAX																		
11/21	at OAK																		
11/27	SD																		
12/4	at GB																		
12/11	at IND																		
12/18	JAX																		
12/24	CIN																		
1/1/17	at TEN																		
Totals		0	0	0	0	0	0	0	0.0	0.0	0	0	0	0	0	0	0	0	0
POSTSEASON																			
Date	Opp	GP	GS	Tot	Solo	Asst	QBH	TFL	Sk	Yds	Int	Yds	Lg	TD	PD	FF	FR	Yds	TD
1/7/17	OAK (WC)																		
1/14/17	at NE (DIV)																		
Totals		0	0	0	0	0	0	0	0.0	0.0	0	0	0	0	0	0	0	0	0

VETERAN BIOS



J.J. WATT

DEFENSIVE END | 6-5 | 290 | WISCONSIN

Hometown: Pewaukee, Wis. | 7th NFL Season | 7th with Texans | Age: 28
Acquired: D1-'11 | 2016 GP/GS (Playoffs): 3/3 (0/0) | Career GP/GS (Playoffs): 83/83 (5/5)
Teams: Houston 2011-17

99

TRANSACTIONS:

Selected by the Houston Texans with the 11th pick in the first round (11th overall) of the 2011 NFL Draft...Signed a contract extension with the Texans on Sept. 2, 2014.

HONORS:

- Three-time Associated Press and PFWA NFL Defensive Player of the Year (2012, 2014, 2015)
- Four-time Associated Press First-Team All-Pro (2012-15)
- Four-time Pro Bowl selection (2012-15) and 2014 Pro Bowl Captain
- NFL 101 AFC Defensive Player of the Year (2012, 2014, 2015)
- Pro Football Weekly/PFWA Defensive Most Valuable Player (2012, 2014, 2015)
- Four-time PFW First-Team All-Pro (2012-15)
- Six-time AFC Defensive Player of the Week (Week 2, 2012; Week 15, 2012; Week 4, 2014; Week 11, 2014; Week 11, 2015; Week 17, 2015) - second-most all-time
- Five-time AFC Defensive Player of the Month (September, 2012; December, 2012; September, 2014; December, 2014; November, 2015)
- USA Football All-Fundamentals Team (2012)
- Houston Texans Rookie of the Year (2011)
- Pro Football Weekly/PFWA All-Rookie Team (2011)
- USA Today All-Joe Team (2011)
- Two-time NFL sack leader (2012, 2015)
- 2014 Bert Bell Award winner

CAREER:

- 2011 first-round draft choice who started the first 83 games in his career, which was tied for the longest active streak among NFL defensive ends
- Has recorded 76.0 sacks, 13 fumble recoveries, 15 forced fumbles and 45 passes defended in his career
- Passed Derrick Thomas (66.0) for the second-most career sacks in a player's first five seasons in NFL history
- In his 75th career game, became the second-fastest player in NFL history to reach 70.0 sacks (Reggie White, 57 games)
- Became the second-fastest player in NFL history to reach 75.0 career sacks, as he did so in his 82nd career game. Hall of Fame DE Reggie White accomplished the feat in his 65th career game
- Recorded his third career 15.0-sack season (2012, 2014, 2015), which is tied for the second-most in the NFL since 1982. Reggie White is the only other player to notch three 15.0-sack seasons in his first five years in the league
- Leads the NFL with 214 quarterback hits and 133 tackles for loss and ranks first in the NFL in sacks since entering the league in 2011
- Has 21 career games with 2.0-or-more sacks, the second-most of any player in his first five seasons in NFL history
- Has five games with 3.0-or-more sacks in his career
- Notched his fourth straight season with 10.0-or-more sacks in 2015, which is the longest

2016 STATISTICS

REGULAR SEASON				TACKLES					SACKS		INTERCEPTIONS					FUMBLES			
Date	Opp	GP	GS	Tot	Solo	Asst	QBH	TFL	Sk	Yds	Int	Yds	Lg	TD	PD	FF	FR	Yds	TD
9/11	CHI	1	1	1	0	1	3	0	0.0	0.0	0	0	0	0	0	0	0	0	0
9/18	KC	1	1	5	1	4	2	1	1.5	5.0	0	0	0	0	0	0	1	0	0
9/22	at NE	1	1	2	0	2	0	0	0.0	0.0	0	0	0	0	0	0	0	0	0
10/2	TEN																		
10/9	at MIN																		
10/16	IND																		
10/24	at DEN																		
10/30	DET																		
11/13	at JAX																		
11/21	at OAK																		
11/27	SD																		
12/4	at GB																		
12/11	at IND																		
12/18	JAX																		
12/24	CIN																		
1/1/17	at TEN																		
Totals		3	3	8	1	7	5	1	1.5	5.0	0	0	0	0	0	0	1	0	0

POSTSEASON				TACKLES					SACKS		INTERCEPTIONS					FUMBLES			
Date	Opp	GP	GS	Tot	Solo	Asst	QBH	TFL	Sk	Yds	Int	Yds	Lg	TD	PD	FF	FR	Yds	TD
1/7/17	OAK (WC)																		
1/14/17	at NE (DIV)																		
Totals		0	0	0	0	0	0	0	0.0	0.0	0	0	0	0	0	0	0	0	0

CAREER STATISTICS

REGULAR SEASON				TACKLES					SACKS		INTERCEPTIONS					FUMBLES			
Year	Team	GP	GS	Tot	Solo	Asst	QBH	TFL	Sk	Yds	Int	Yds	Lg	TD	PD	FF	FR	Yds	TD
2011	HOU	16	16	56	49	7	19	13	5.5	47.5	0	0	0	0	4	0	2	2	0
2012	HOU	16	16	81	69	12	43	39	20.5	138.5	0	0	0	0	16	4	2	7	0
2013	HOU	16	16	80	65	15	46	22	10.5	70.5	0	0	0	0	7	4	2	0	0
2014	HOU	16	16	78	59	19	51	29	20.5	140.0	1	80	80t	1	10	4	5	59	1
2015	HOU	16	16	76	57	19	50	29	17.5	117.5	0	0	0	0	8	3	1	0	0
2016	HOU	3	3	8	1	7	5	1	1.5	5.0	0	0	0	0	0	0	1	0	0
Totals		83	83	379	300	79	214	133	76.0	519.0	1	80	80t	1	45	15	13	68	1

ADDITIONAL REGULAR SEASON STATISTICS

Blocked Kicks (4): 22-yard FG attempt by Dan Carpenter vs. Miami, 9/18/11; 42-yard attempt by Adam Vinatieri vs. Indianapolis, 11/3/13; 49-yard attempt by Josh Scobee vs. Jacksonville, 11/24/13; PAT attempt by Kai Forbath vs. Washington, 9/7/14
Receiving Touchdowns (3): 1-yard reception from Ryan Fitzpatrick at Oakland, 9/14/14; 2-yard reception from Ryan Mallett at Cleveland, 11/16/14; 1-yard reception from Ryan Fitzpatrick vs. Tennessee, 11/30/14

ADDITIONAL POSTSEASON STATISTICS

Touchdowns: Intercepted a pass in the second quarter and returned it 29 yards for a touchdown in 2011 Wild Card vs. Cincinnati (1/7/12)
Offensive Stats: Had one rushing attempt for a loss of one yard in AFC Wild Card game vs. Kansas City (1/9/16)

CAREER GAME HIGHS

Tackles: 10 vs. IND, 12/16/12 | **Sacks:** 3.0, 5x – last: vs. JAX, 1/3/16 | **TFL:** 6, 2x – last: vs. KC, 9/13/15 | **QBH:** 10 vs. TEN, 11/1/15
PD: 3, 4x – last: vs. IND, 10/9/14 | **FF:** 2 at ARI, 11/10/13 | **FR:** 2 at ARI, 11/10/13 | **Blocked FG:** 1, 4x – last: vs. WAS, 9/7/14

active streak in the NFL

- The first Texan with four seasons (2012-15) of 10.0-or-more sacks in his career (no other player in franchise history has three)
- The second Texan with 50 sacks in a career (Mario Williams, 53)
- Ranks first in franchise history with 76.0 sacks

J.J. WATT

- Owns the three highest single-season sack totals in team history (2012, 2014, 2015)
- Posted 50-or-more quarterback hits in two straight seasons (2014-15)
- Has blocked four kicks in his career, including a franchise-record two in 2013
- One of two players to record 10 sacks and 10 passes defended in two different seasons since 1991 (Jason Taylor)
- Posted his fourth straight season (2012-15) with 40-or-more quarterback hits and reached 200 career quarterback hits. His last four seasons are currently the top four single-season quarterback hit totals since 2006
- His 36.5 sacks through his first three seasons were the seventh-most in NFL history for a player through their first three seasons
- Became first player in NFL history with 14 passes defended and 14 sacks in the same season in 2012
- His 36.5 combined sacks and passes defended in 2012 were the most by a player since 1991, when passes defended became an official statistic
- Emerged on the national scene in the playoffs following the 2011 season with 3.5 sacks and an interception return for a touchdown in the postseason

2016 (Houston 3/3, 0/0):

- Spent the entire preseason on the Active/Physically Unable to Perform List
- Moved from the Active/Physically Unable to Perform List to the active roster on Sept. 3
- Tied for the team lead with three quarterback hits in the season opener vs. Chicago (9/11)
- Finished with five tackles, 1.5 sacks, two quarterback hits, one tackle for loss and one fumble recovery vs. Kansas City (9/18)
- Recorded a sack in his third straight regular season game against Kansas City, dating back to Oct. 20, 2013, when he brought down Chiefs QB Alex Smith for a 4-yard loss (9/18)
- Registered two tackles at New England (9/22) in Week 3
- Placed on the Reserve/Injured List on Sept. 28, breaking a streak of 83 consecutive starts since entering the NFL

2015 (Houston 16/16, 1/1):

- Finished with nine tackles (all solo), including six for a loss and 2.0 sacks vs. Kansas City (9/13)
- His six tackles for loss tied a single-game career-high (vs. Indianapolis, 12/16/12)
- His 2.0 sacks tied for the most in a season opener in franchise history (Mario Williams, three times, last vs. Indianapolis, 9/11/11)
- Registered his 58th career sack in the second quarter when he brought down Chiefs QB Alex Smith for a 9-yard loss
- Made his 59th career sack in the third quarter, bringing down Smith for a 1-yard loss
- Became the eighth player in team history to record 300 career tackles (304)
- Posted a sack in the fourth straight home opener (2012-15) of his career
- Recorded a sack in his sixth straight game dating back to 2014, which surpassed his previous career long of five games (Weeks 6-11, 2014)
- Notched his second straight multiple-sack game dating back to 2014, which is the second-longest streak of his career (three games, Weeks 13-15, 2014)
- Recorded his 60th career sack in his 66th career game, which is the second-fastest in NFL history behind only Reggie White who accomplished the feat in his 47th game (9/20)
- Had a streak of seven consecutive games with a sack (9/20)
- Contributed with five tackles (four solo), 1.0 sack, one tackle for loss, two passes defended and two quarterback hits at Carolina (9/20)
- Tied for second on the team with five tackles (two solo). Also added one tackle for loss and a team-leading three quarterback hits vs. Tampa Bay (9/27). It marked his eighth consecutive game with multiple quarterback hits
- Registered a pass defended and sack on back-to-back plays in the second quarter. Tallied two passes defended in the first half at Atlanta (10/4)
- Finished the game with four tackles (three solo), three tackles for loss, two passes defended and a sack at Atlanta (10/4)
- Contributed with two tackles and a quarterback hit vs. Indianapolis (10/8)
- Tallied his fifth pass defended of the season and 42nd of his career in the third quarter at Jacksonville (10/18)
- Added two solo tackles and one quarterback hit in the game at Jacksonville (10/18)
- Finished second on the team with seven tackles (six solo) and recorded 2.0 sacks, four quarterback hits and three tackles for loss at Miami (10/25)
- Set a single-game career high with 10 quarterback hits vs. Tennessee (11/1)
- Finished the game with five tackles (three solo), 10 quarterback hits, 2.5 sacks, one tackle for loss and one forced fumble vs. Tennessee (11/1)
- Through eight games in 2015, had more tackles (40), sacks (8.5), quarterback hits (25) and tackles for loss (15) than he did through as many games in 2014, when he was named Associated Press Defensive Player of the Year
- Picked up his first sack of the game when he took down Titans QB Zach Mettenberger for an 8-yard loss on the final play of the third quarter vs. Tennessee (11/1)
- Recorded his first strip-sack of the season when he brought down Titans QB Zach Mettenberger for a 4-yard loss in the fourth quarter and DE Jared Crick recovered the fumble on the Titans' 10-yard line (11/1)
- Split a 9-yard sack of Mettenberger in the fourth quarter (11/1) with OLB Whitney Mercilus, bringing his game total to 2.5

- Passed Derrick Thomas (66.0) for the second-most career sacks in a player's first five seasons in NFL history
- Finished with two solo tackles, two quarterback hits and 1.0 sack for a loss of eight yards vs. Cincinnati (11/16)
- Led the team with eight solo tackles, including five for loss, 2.0 sacks and five quarterback hits vs. N.Y. Jets (11/22)
- Notched his fourth straight season with 10.0-or-more sacks, which is the longest active streak in the NFL
- His tackles for loss total (11/22) was his highest since Week 1 against Kansas City (6)
- Finished the game with five tackles (three solo), 2.0 sacks and eight quarterback hits vs. New Orleans (11/29)
- In his 75th career game, became the second-fastest player in NFL history to reach 70.0 sacks (Reggie White, 57 games)
- Posted his fourth straight season with 40-or-more quarterback hits and reached 200 career quarterback hits
- Recorded his fifth straight game with a sack, tied for the third-longest streak in Texans history and tied for the longest active streak in the NFL. It also marked Watt's fifth career five-or-more-game sack streak
- Named AFC Defensive Player of the Month for November (fifth time in his career)
- Totaled four tackles (two solo), including one for loss, at Buffalo (12/6)
- Registered three tackles (two solo), including one for loss, vs. New England (12/13)
- Recorded a tackle for loss in the third quarter vs. New England (12/13), his 25th of the season and 128th of his career
- Registered four tackles (two solo) and one quarterback hit at Indianapolis (12/20)
- Recorded two solo tackles, 1.0 sack, one tackle for loss, two quarterback hits, one forced fumble and one pass defended at Tennessee (12/27)
- Registered a sack-forced fumble on Titans QB Zach Mettenberger in the fourth quarter at Tennessee (12/27)
- Has recorded 15.5 career sacks in 10 games against Tennessee, which is his highest total against any team. He has notched 2.0-or-more sacks in three of the last four games against the Titans and in six overall in the series
- Led the team with eight tackles (five solo), to go along with a single-game season-high 3.0 sacks, three tackles for loss, four quarterback hits, two passes defended, one forced fumble and one fumble recovery vs. Jacksonville (1/3/16)
- Finished the year with 76 tackles (57 solo), 17.5 sacks, 29 tackles for loss, 50 quarterback hits, eight passes defended, three forced fumbles and one fumble recovery
- His sack total ranks as the third-highest single-season mark in franchise history behind his 20.5 sacks in 2012 and 2014
- Recorded his third career 15.0-sack season, which is tied for the second-most in the NFL since 1982. Reggie White is the only other player to notch three 15.0-sack seasons in his first five years in the league
- Posted 50-or-more quarterback hits for the second straight season (51 in 2014)
- Brought down Jaguars QB Blake Bortles for an 8-yard loss on Jacksonville's first offensive possession of the game (1/3/16)
- Sacked Jaguars QB Blake Bortles for a 9-yard loss in the third quarter, his second sack of the day vs. Jacksonville (1/3/16)
- Recorded a sack-forced fumble on Jaguars QB Blake Bortles in the fourth quarter vs. Jacksonville (1/3/16), his second strip-sack of the season
- Deflected two passes vs. Jacksonville (1/3), giving him eight for the season and 45 for his career
- Recovered a fumble by Jaguars RB Denard Robinson in the second quarter vs. Jacksonville (1/3/16), his first fumble recovery of the season and 12th of his career. ILB Brian Cushing forced the fumble on the play
- Named AFC Defensive Player of the Week in Week 17
- Extended his streak of consecutive games started to 80, which ranks third among active NFL defensive ends
- Finished with one tackle in Wild Card Game vs. Kansas City (1/9/16) and passed DB Daniele Manning (23) for the second-most career tackles in Texans postseason history

2014 (Houston 16/16):

- Started and played in every game for the fourth consecutive season. Totaled 78 tackles, 20.5 sacks, 29 tackles for loss, 50 quarterback hits, five fumble recoveries and four forced fumbles
- Tied his career high with 20.5 sacks and became the first player in NFL history with 20 or more sacks in two different seasons (2012 and 2014)
- Named the AFC Defensive Player of the Month twice (September and December)
- Recorded five total touchdowns (three receiving, one interception return and one fumble return) and a safety to finish with 32 points scored
- Recorded a sack, 3.0 tackles, five quarterback hits, 2.0 tackles for loss and recovered a fumble vs. Washington (9/7)
- Became the first defensive player in franchise history to score from scrimmage on a 1-yard touchdown reception at Oakland (9/14)
- Tallied seven tackles (five solo), two tackles for loss, a sack, one pass defended and a quarterback hit against N.Y. Giants (9/21) in Week 3
- Notched his first career regular season interception and returned it 80 yards for a touchdown, which is tied for the sixth longest return in NFL history for a defensive lineman, in Week 4 vs. Buffalo (9/28). Also had a career-high nine quarterback hits, five tackles and a pass defended

J.J. WATT

- Made four solo tackles at Dallas (10/5) in Week 5
- Scored his third touchdown of the season on a 45-yard fumble return in the fourth quarter vs. Indianapolis (10/9) in Week 6. Now has the most touchdowns by a defensive lineman in a single season since William "Refrigerator" Perry had three in 1985. Finished the game with seven tackles, 2.0 sacks, three tackles for loss, four quarterback hits and three passes defended. Set a franchise record for sacks through the first four seasons of a career with 40.5
- Became the franchise all-time leader in fumble recoveries when he recovered his ninth career fumble in the first quarter on Whitney Mercilus' sack-fumble of Ben Roethlisberger at Pittsburgh (10/20) in Week 7. Recorded his fifth sack of the season, dropping Roethlisberger for a 9-yard loss in the second quarter. Finished the game with three tackles, a tackle for loss and two quarterback hits to go along with his sack and fumble recovery
- Had the 12th multi-sack game of his career and second this season with 2.0 sacks at Tennessee (10/26) in Week 8. Also recorded his first forced fumble of the season on the third play of the second half, dropping Titans QB Zach Mettenberger for an 8-yard loss. Also had three tackles, two tackles for loss, two quarterback hits and a pass defended
- Recorded 1.5 sacks and tied a season high with seven tackles vs. Philadelphia (11/2) in Week 9. Also had five quarterback hits, including one that led to CB A.J. Bouye's 51-yard interception return for touchdown. Has at least one sack in four straight games
- Caught his second touchdown pass of the season on a 2-yard pass from QB Ryan Mallett in the first quarter at Cleveland (11/16). It was Watt's fourth overall touchdown of the season. He became the first defensive lineman since 1948 to have four touchdowns in a season. N.Y. Giants DE Ray Poole and Los Angeles Rams DE Jack Zilly both had four overall touchdowns in 1948. Became the first player since Chicago Bears DB J.C. Caroline in 1956 to score multiple touchdowns on offense and defense in the same season. Finished the game with five tackles, a season-high three tackles for loss, a sack, a forced fumble and a fumble recovery. Named AFC Defensive Player of the Week for his performance
- Had a season-high-tying seven tackles, a tackle for loss, a quarterback hit and a pass defended vs. Cincinnati (11/23) in Week 12
- Recorded two sacks, one tackle for loss, a forced fumble, fumble recovery, six quarterback hits and caught a 1-yard touchdown pass in the fourth quarter vs. Tennessee (11/30) in Week 13. Became the first defensive lineman since Chicago Bears DE Connie Mack Berry in 1944 to have at least five touchdowns in a season. Sacked Titans QB Jake Locker, forced a fumble and returned the ball 11 yards in the fourth quarter. Set a franchise record with his fifth fumble recovery of the season. Tied DE Mario Williams' (2006-11) franchise record of 11 forced fumbles and has three on the year. Has 11.5 sacks this season and is the first Texan with three seasons of 10 or more sacks in his career
- Sacked Jaguars QB Blake Bortles three times for 17 yards in Week 14 (12/7). It was his third career 3.0-sack game (at Detroit, 11/22/12 and vs. Indianapolis, 12/16/12 were the others). Posted a season-high four tackles for loss and had five quarterback hits, giving him three consecutive seasons with 40-or-more quarterback
- Had two sacks at Indianapolis (12/14) in Week 15 to tie DE Mario Williams (2006-11) for the most sacks in franchise history (53.0). Also had six tackles, two tackles for loss, two quarterback hits and a pass defended. Joined DE Jason Taylor as the only player to record 10.0 sacks and 10 passes defended in two different seasons since 1991
- Became Texans all-time sack leader with 54.0 sacks in Week 16 vs. Baltimore (12/21) when he sacked Ravens QB Joe Flacco on fourth-and-10 in the fourth quarter. Also tackled Flacco for loss on a two-point conversion in the fourth quarter. Added a team-high and season-high eight tackles, four quarterback hits and three tackles for loss
- Became the first player in NFL history to record two seasons with more than 20 sacks (20.5 in 2012 and again in 2014), as he finished with 3.0 sacks, four tackles for loss, three quarterback hits, a forced fumble, safety and team-high six tackles vs. Jacksonville (12/28) in Week 17. Had 2.0-or-more sacks in all six division games this season and six sacks in two games against Jacksonville

2013 (Houston 16/16):

- Started in all 16 games and led the NFL in quarterback hits (46) and was second in tackles for loss (22) while setting a career high with 117 tackles (71 solo) to go along with a team-best 10.5 sacks, seven passes defended, four forced fumbles, two fumble recoveries and two blocked kicks
- Recorded eight tackles (seven solo), two sacks and two passes defended vs. Tennessee
- Tied for a team high with 10 tackles (seven solo) and a sack at Baltimore (9/22)
- Recorded 12 tackles (seven solo) and 0.5 sacks vs. Seattle (9/29)
- Recorded nine tackles (five solo), 1.0 sack and a forced fumble at Kansas City (10/20)
- Recorded eight tackles (four solo), 1.0 sack, one pass defended and blocked a field goal attempt vs. Indianapolis (11/3)
- Notched seven tackles (five solo), one sack and set career highs with two forced fumbles and two fumble recoveries at Arizona (11/10)
- Tallied 2.0 sacks along with 13 tackles (eight solo) vs. Oakland (11/17). His 2.0 sacks marked the ninth time in his career that he has recorded at least two in a game
- Added another sack vs. Jacksonville (11/24), his fifth consecutive game with at least 1.0 sack (second-longest streak in his career). Blocked a field goal, setting a franchise record with two blocked in a season
- Totaled nine solo tackles, 1.0 sack, a season-high five tackles for loss, a pass defended and forced a fumble at Tennessee (12/29)

2012 (Houston 16/16, 2/2):

- Named the AP Defensive Player of the Year after he led the NFL with a franchise single-season record 20.5 sacks on the season, the 9th player in NFL history with 20-plus sacks
- Set a league season record for defensive linemen with 16 passes defended
- Earned AP First-Team All-Pro honors and was selected as Pro Bowl starter for the AFC after leading the Texans with 107 tackles (85 solo), 16 passes defended, four forced fumbles and two recoveries
- Contributed to 95 plays that either resulted in no gain or negative yardage
- Had six tackles (four solo), 1.5 sacks, and three passes defended, two of which were intercepted by his teammates in the season opener vs. Miami (9/9)
- Set a career high with nine tackles (six solo) to go along with 1.5 sacks, two passes defended and a fumble recovery at Jacksonville (9/16), earning AFC Defensive Player of the Week Honors
- Led the defense with 10 tackles while sacking Broncos QB Peyton Manning 2.5 times at Denver (9/23)
- Recorded seven tackles (five solo) including 2.0 sacks and recovered a fumble at Tennessee (9/30)
- Extended his sack streak to five games with one of Jets QB Mark Sanchez to go along with a team-high nine tackles (six solo) and three passes defended at N.Y. Jets (10/8)
- Made seven tackles (six solo) including 2.0 sacks of Aaron Rodgers vs. Green Bay (10/14)
- Tipped a pass vs. Baltimore (10/21) that was intercepted for the fourth time, getting a hand on a Ravens QB Joe Flacco pass that was returned for a touchdown by CB Johnathan Joseph
- Sacked Bills QB Ryan Fitzpatrick for a 6-yard loss vs. Buffalo (11/4) to become the third Texans player to record 10.0-or-more sacks in a season
- Registered 10 tackles (nine solo), 1.0 sack for a loss of six yards and one pass defended vs. Jacksonville (11/18)
- Broke the franchise's single-season sack record with 3.0 sacks at Detroit (11/22) and also recorded six tackles and two passes defended
- Joined Hall of Fame DE Reggie White as the only players in NFL history to record 15.0-or-more sacks and 13 passes defended in a season when he sacked Titans QB Jake Locker for a 6-yard loss in the second quarter at Tennessee (12/2)
- Recorded four tackles (three solo) and a forced fumble at New England (12/10)
- Sacked Colts QB Andrew Luck 3.0 times for a total loss of 22 yards, tallied 13 tackles and forced a fumble for the third consecutive game vs. Indianapolis (12/16).
- Became the ninth player in NFL history to record 20 or more sacks in a season when he sacked Vikings QB Christian Ponder for a loss of three yards in the third quarter vs. Minnesota (12/23). He also forced a fumble in his fourth consecutive game. It was his fourth of the season, tying a franchise single-season record
- Registered four solo tackles, all of which were for a loss, one quarterback hit on an incomplete pass, and batted down his 16th pass of the season at Indianapolis (12/30)
- Led the team with five tackles and recorded two tackles for loss and two passes defended in AFC Wild Card Playoff vs. Cincinnati (1/5/13)
- Sacked Bengals QB Andy Dalton for a 9-yard loss in the first quarter in AFC Wild Card Playoff vs. Cincinnati (1/5/13), raising his career postseason sack total to 4.5
- Recorded a half sack and four tackles in AFC Divisional Playoff at New England (1/13/13), raising his career postseason sack total to 5.0

2011 (Houston 16/16, 2/2):

- Started all 16 games as a rookie, recording 59 tackles (52 solo), 5.5 sacks, four passes defended, two fumble recoveries and blocked a field goal to earn Houston Texans Rookie of the Year honors
- Recorded one fumble recovery, one quarterback pressure and five solo tackles in the season opener vs. Indianapolis (9/11)
- Blocked a field goal and recorded four tackles (three solo) at Miami (9/18)
- Recorded his first career sack to go along with four solo tackles at New Orleans (9/25)
- Recorded three solo tackles and recorded his second sack of the season when he brought down Titans QB Matt Hasselbeck for a loss of 12 yards at Tennessee (10/23)
- Was second on the team with five solo tackles vs. Jacksonville (10/30)
- Recovered a fumble and had three tackles (two solo) vs. Cleveland (11/6)
- Had three solo tackles and assisted on a sack with LB Connor Barwin at Tampa Bay (11/13)
- Sacked Jaguars QB Blaine Gabbert twice and had seven tackles at Jacksonville (11/27)
- Tied a season high with seven tackles (five solo) including one for a loss vs. Carolina (12/18)
- Recorded five solo tackles including a sack of Colts QB Dan Orlovsky for an 8-yard loss while also breaking up three passes at Indianapolis (12/22)
- Tied for the team lead with 3.5 sacks and ranked third on the team with 14 tackles in the postseason
- Intercepted a pass in the second quarter and returned it 29 yards for a touchdown to go along with a sack of Bengals QB Andy Dalton for a 7-yard loss in AFC Wild Card Playoff vs. Cincinnati (1/7/12)
- Recorded game-high 12 tackles (nine solo) and 2.5 sacks for a loss of 22 yards in AFC Divisional Playoff at Baltimore (1/15/12)

COLLEGE:

- Played two seasons (2009-10) at the University of Wisconsin – Madison (Wisc.)
- Redshirted the 2008 season at Wisconsin after transferring from Central Michigan University in Mount Pleasant, Mich., where he spent the 2007 campaign
- Started all 26 games he played in for the Badgers at strongside defensive end, recording

J.J. WATT

106 tackles (74 solo) with 11.5 sacks for minus 75 yards, 36.5 stops for losses of 144 yards and 28 quarterback pressures

- Recovered five fumbles (one with Central Michigan) and caused four others, blocked four kicks and deflected 13 passes in his college career
- All-American first-team selection by The NFL Draft Report, earning second-team honors from the Associated Press and Sports Illustrated and consensus All-Big Ten Conference first-team choice
- Recipient of the Lott IMPACT Trophy and was also named Lott IMPACT Player of the Week for his performance vs. Ohio State
- Started all 13 games in 2010 at strongside defensive end, finishing second on the team with 62 tackles (42 solos) while leading the Badgers with 7.0 sacks for minus-56 yards, finishing third nationally with 21.0 stops for losses totaling 91 yards
- Blocked three kicks and deflected eight passes and intercepted another for a 15-yard return
- Sophomore All-American and second-team All-Big Ten Conference selection by The NFL Draft Report in 2009, earning All-Big Ten honorable mention from the league's coaches and media and also chosen Academic All-Big Ten
- Life sciences communication major, earning Academic All-Big Ten Conference honors

PERSONAL:

- Served as the Grand Marshal of the 2012 Houston Lifestock Show and Rodeo and Art Car Parades
- Founded and serves on the board of directors of the Justin J. Watt Foundation which provides support to after-school athletic programs in Wisconsin and Texas
- Attended Pewaukee (Wisc.) High School and earned All-Woodland Conference, All-Area and All-Parkland County honors as a senior while garnering All-State accolades
- Received Woodland Conference Player of the Year recognition in 2006



BRANDON WEEDEN

QUARTERBACK | 6-3 | 230 | OKLAHOMA STATE

Hometown: Oklahoma City, Okla. | 6th NFL Season | 3rd with Texans | Age: 33
 Acquired: W-15 (DAL) | 2016 GP/GS (Playoffs): 0/0 (0/0) | Career GP/GS (Playoffs): 34/25 (0/0)
 Teams: Cleveland 2012-13; Dallas 2014-15; Houston 2015-17

5

TRANSACTIONS:

Selected by the Cleveland Browns with the 22nd pick in the first round (22nd overall) of the 2012 NFL Draft...Waived by the Browns on March 12, 2014...Signed by the Dallas Cowboys on March 17, 2014...Waived by the Cowboys on Nov. 17, 2015...Claimed off waivers by the Houston Texans on Nov. 19, 2015...Re-signed with the Texans on April 1, 2016.

CAREER:

- Started 20-of-23 games in Cleveland (2012-2013)
- As a rookie with the Browns, started 15 games and throwing for 3,385 yards, a Browns rookie record, and 14 touchdowns while completing 57.4 percent of his passes
- Played in five games with one start for the Cowboys in 2014 and went 24-of-41 for 303 yards with three touchdowns and two interceptions
- Claimed off waivers by the Texans in November 2015 after playing in four games (three starts) with Dallas

2016 (Houston 0/0, 0/0):

- Inactive for Weeks 1-12, Weeks 15-17 and the AFC Divisional round at New England (1/14/17)
- Active but did not play in Week 13 at Green Bay (12/4), Week 14 at Indianapolis (12/11) or the AFC Wild Card round vs. Oakland (1/7/17)

2015 (Dallas 4/3; Houston 2/1):

- Started in Weeks 3-5 for the Dallas Cowboys after QB Tony Romo was placed on IR-Designated to Return
- Entered the game for the Cowboys in Week 2 at Philadelphia (9/20) and completed 7-of-7 passes for 73 yards, and a touchdown (149.7 rating)
- Started for the Cowboys in Week 3 against Atlanta (9/27) and completed 22-of-26 passes for 232 yards and an interception (87.8 rating)
- Started for the Cowboys in Week 4 at New Orleans (10/4) and went 16-for-26 for 246 yards and a touchdown (105.6 rating)
- Started for the Cowboys in Week 5 against New England (10/11) and went 26-for-39 for 187 yards and an interception (66.9 rating)
- Claimed off waivers by the Texans on Nov. 19
- Did not play in Week 11 vs. N.Y. Jets (11/22)
- Inactive in Weeks 12-14
- Completed 11-of-18 passes for 105 yards, one touchdown and a 95.8 passer rating at Indianapolis (12/20)
- Entered the game after QB T.J. Yates exited due to injury in the second quarter at Indianapolis (12/20) and completed 4-of-5 passes for 36 yards on the ensuing drive, which led to a field goal at the end of the first half
- Threw an 8-yard touchdown pass to WR Jaelen Strong in the fourth quarter at Indianapolis (12/20), his first with the Texans, third of the season and 29th of his career. On the 10-play, 90-yard drive, went 4-of-6 for 54 yards and the score
- Became the first player in franchise history with two passing touchdowns and one rushing touchdown in a game at Tennessee (12/27)
- Completed 15-of-24 passes for 200 yards, two touchdowns, no interceptions and a 116.7 passer rating at Tennessee (12/27), which was the highest passer rating he'd recorded in a game in which he started
- Scored his first career rushing touchdown on a 7-yard run in the second quarter at Tennessee (12/27)

2016 STATISTICS

REGULAR SEASON														PASSING						RUSHING				
Date	Opp	GP	GS	Att	Cmp	Pct	Yds	Yd/A	TD	Int	Lg	Sack	Lost	Rate	Att	Yds	Avg	Lg	TD					
9/11	CHI																							
9/18	KC																							
9/22	at NE																							
10/2	TEN																							
10/9	at MIN																							
10/16	IND																							
10/24	at DEN																							
10/30	DET																							
11/13	at JAX																							
11/21	at OAK																							
11/27	SD																							
12/4	at GB																							
12/11	at IND																							
12/18	JAX																							
12/24	CIN																							
1/1/17	at TEN																							
Totals		0	0	0	0	0.0	0	0.0	0	0	0	0	0	0.0	0	0	0.0	0	0					

CAREER STATISTICS

REGULAR SEASON														PASSING						RUSHING				
Year	Team	GP	GS	Att	Cmp	Pct	Yds	Yd/A	TD	Int	Lg	Sack	Lost	Rate	Att	Yds	Avg	Lg	TD					
2012	CLE	15	15	517	297	57.4	3,385	6.5	14	17	71t	28	186	72.6	27	111	4.1	25	0					
2013	CLE	8	5	267	141	52.8	1,731	6.5	9	9	95t	27	180	70.3	12	44	3.7	11	0					
2014	DAL	5	1	41	24	58.5	303	7.4	3	2	43t	1	9	85.7	6	-1	-0.2	1	0					
2015	DAL	4	3	98	71	72.4	738	7.5	2	2	67	8	62	92.1	9	30	3.3	11	0					
2015	HOU	2	1	42	26	61.9	305	7.3	3	0	44	2	15	107.7	7	17	2.4	7t	1					
2016	HOU	0	0	0	0	0.0	0	0.0	0	0	0	0	0	0.0	0	0	0.0	0	0					
Totals		34	25	965	559	57.9	6,462	6.7	31	30	95t	66	452	76.0	61	201	3.3	25	1					

CAREER GAME HIGHS

Attempts: 53 vs. MIA, 9/8/13 | Completions: 27 vs. BUF, 9/23/12 | Passing Yards: 370 vs. JAX, 12/1/13
 Passing TDs: 3 vs. JAX, 12/1/13 | INTs: 4 vs. PHI, 9/9/12 | Passing Long: 95 vs. JAX, 12/1/13 | Rating: 116.7 at TEN, 12/27/15
 Rushing Attempts: 5, 2x – last: at IND, 12/20/15 | Rushing Yards: 25 vs. PHI, 9/9/12 | Rushing TDs: 1 at TEN, 12/27/15

- Completed a 44-yard pass to WR DeAndre Hopkins in the second quarter at Tennessee (12/27), his longest completion since joining the Texans
- Did not play in Week 17 vs. Jacksonville (1/3/16) and in Wild Card Game vs. Kansas City (1/9/16)

2014 (Dallas 5/1):

- Played in five games with one start and completed 24-of-41 passes for 303 yards with three touchdowns and two interceptions
- Made his Cowboys debut in place of Romo (back) in the third and fourth quarters of the overtime loss vs. Washington (10/27) and completed 4-of-6 passes for 69 yards and a touchdown
- Started in place of QB Tony Romo (back) against Arizona (11/2) and completed 18-of-33 (54.5%) passes for 183 yards with one touchdown and two interceptions
- Stepped in for Romo in the fourth quarter when the game was in check at Jacksonville (11/9) in London and completed his lone pass (eight yards) and had three kneel downs
- Entered the game late in the fourth quarter of the NFC East-clinching win vs. Indianapolis

BRANDON WEEDEN

(12/21) to complete his only attempt for a 43-yard touchdown and handed the ball off three times on the next drive

- Played one snap in the fourth quarter of the season-ending win at Washington (12/28) and handed the ball to RB Joseph Randle, who took it a career-long 65 yards for a touchdown

2013 (Cleveland 6/5):

- Started five of the eight games he played in, completing 141-of-267 passes for 1,731 yards with nine touchdowns and nine interceptions
- Threw a career-high 53 passes against Miami (9/8)
- Completed a season-high 26 passes on his way to 292 yards and two touchdowns against Detroit (10/13)
- Threw a career-high three passes of 25-plus yards, including a career-long 95-yard touchdown pass to WR Josh Gordon, on his way to a career-best 370 passing yards and three touchdowns against Jacksonville (12/1)

2012 (Cleveland 15/15):

- Started and played in 15 games, completing 297-of-517 passes for 3,385 yards with 14 touchdowns and 17 interceptions
- Added 27 runs for 111 yards, the third-highest total on the team
- His 3,385 passing yards were a Browns rookie record, the seventh-highest figure ever by an NFL rookie and the 10th most by any Browns quarterback
- Finished second among NFL rookies in passing yards (3,385), passing first downs (168) and completions of 20-plus yards (48)
- Threw his first career touchdown pass on a 32-yard screen to RB Trent Richardson and recorded his first career 300-yard passing game (322) while completing a career-high 70.3 percent of his passes at Cincinnati (9/16)
- Completed a career-high 27 passes at home against Buffalo (9/23)
- Attempted a season-high 52 passes and threw for 320 yards with a career-high 17 first downs at Baltimore (9/27)
- Recorded his first win and threw two touchdown passes vs. Cincinnati (10/14)
- Completed 69.4 percent of his passes and compiled 364 passing yards in a win at Oakland (12/2)

COLLEGE:

- Played four seasons (2008-11) at Oklahoma State University in Oklahoma City after redshirting the 2007 campaign
- Started the final 26 games of his 30-game career with the Cowboys
- Completed 767-of-1,103 career passes for 9,260 yards and 75 touchdowns, both of which are Oklahoma State records
- As a senior, finished second in the nation with a school single-season record 4,727 passing yards, while completing 409-of-565 passes and throwing for a single-season record 37 touchdowns
- Broke school records in total attempts, completions, yardage, and touchdowns
- Established a school record with 502 yards passing against Kansas State
- As a junior, completed 342-of-511 passes for 4,277 yards with 34 touchdowns
- Appeared in three games as a sophomore, completing 15-of-24 passes for 248 yards with four touchdowns
- Saw action in one game in 2008 after redshirting as a freshman

PERSONAL:

- As a pitcher, was the first player chosen by the New York Yankees (second round, 71st overall) in the 2002 MLB Draft
- Traded to the Los Angeles Dodgers after the 2003 season then selected in the Rule 5 Draft by the Kansas City Royals
- Played his last season of professional baseball in 2006 with the Class-A High Desert Mavericks of the California League
- Started at quarterback for Edmond (Okla.) Santa Fe High School, where he led the team to a victory in the state semifinals and was named team MVP and offensive player of the year
- Threw for the second-most yards in the state of Oklahoma as senior (2001), totaling 2,863 yards with 25 scores
- An all-state selection in football, baseball and as a forward in basketball
- Married to Melanie
- Participated in various community outreach programs while with Cleveland and Dallas, including the 2014-15 Draft Day/Fan Appreciation Party, the 2014 NFL Play 60 clinic in London, Annual Team Holiday Hospital Visits, the Make-A-Wish Foundation of North Texas, the Salvation Army Angel Tree Christmas Program, and more



JON WEEKS

LONG SNAPPER | 5-10 | 250 | BAYLOR

Hometown: Bethpage, N.Y. | 8th NFL Season | 8th with Texans | Age: 31
 Acquired: FA-'10 | 2016 GP/GS (Playoffs): 16/0 (2/0) | Career GP/GS (Playoffs): 112/0 (7/0)
 Teams: Houston 2010-17

46

TRANSACTIONS:

Signed by the Houston Texans as a college free agent on April 28, 2010...Re-signed with the Texans on March. 5, 2012...Signed a contract extension with the Texans on Sept. 7, 2015.

CAREER:

- Named to the 2015 Pro Bowl
- Signed by the Texans during the 2010 offseason and made the roster out of training camp
- Has handled 1,064 extra point, field goal and punt snaps and has contributed with 23 special teams tackles
- Tied Chris Myers (112 from 2008-14) for the fifth-most career games played in Texans history
- Owns a streak of 112 consecutive regular season games played, which ties Chris Myers (112 from 2008-14) for the third-longest streak in Texans history
- One of three players (CB Johnathan Joseph and CB Kareem Jackson) to play in every postseason game in Texans history
- Signed a contract extension with the Texans on Sept. 8, 2015

2016 (Houston 16/0, 2/0):

- Served as long snapper on extra points, field goals and punts in all 16 regular season games and both postseason contests
- Helped K Nick Novak set the franchise single-season record fwith 35 made field goals
- Played in the 100th regular season game of his career vs. Tennessee (10/2) in Week 4
- Logged special teams tackles at at New England (9/22) in Week 3 and vs. Tennessee (10/2) in Week 4

2015 (Houston 16/0, 1/0):

- Named to his first Pro Bowl
- Served as long snapper on extra points, field goal and punts in all 16 games
- Notched a career-high eight special teams tackles
- Passed LS Bryan Pittman (95) for the eighth-most regular season games played in Texans history
- Recovered a fumble on a punt return by Titans WR Harry Douglas in the first quarter at Tennessee (12/27). RB Alfred Blue forced the fumble on the play, which led to a 22-yard field goal by K Nick Novak
- Served as the long snapper in Wild Card Game vs. Kansas City (1/9/16), his fifth career postseason game

2014 (Houston 16/0):

- Served as long snapper on extra points, field goal and punts in all 16 games
- Made a special teams tackle at N.Y. Giants (9/21)
- Recorded a special teams tackle at Dallas (10/5) in Week 5

2013 (Houston 16/0):

- Saw action on special teams in all 16 games and made a career-high six special teams tackles

2012 (Houston 16/0, 2/0):

- Served as long snapper on extra points, field goal and punts in all 16 games plus both playoff games
- Helped K Shayne Graham set the team scoring record with 138 points
- Helped P Donnie Jones set the team punting records with a gross average of 47.1 yards per punt on the season and net average of 40.5 yards
- Recorded a special teams tackle at Denver (9/30)

2011 (Houston 16/0, 2/0):

- Served as long snapper on extra points, field goal and punts for all 16 games of the season
- Helped K Neil Rackers set then-team records for field goals made (32) and points in a season (135)
- Helped rookie P Brett Hartmann set a team record with a 44.4 gross punt average
- Made his postseason debut and saw action on special teams in AFC Wild Card Playoff vs. Cincinnati (1/7/12)

2010 (Houston 16/0):

- Served as long snapper on extra points, field goal and punts in all 16 contests
- Efforts helped K Neil Rackers convert 27-of-30 field goal attempts and 43-of-43 extra point opportunities while tying K Kris Brown's Texans record for 124 points in a season
- Made his professional debut long snapping in the season opener vs. Indianapolis (9/12)

CAREER STATISTICS

REGULAR SEASON GAMES PLAYED/STARTED (PLAYOFFS):

2010 Houston: 16/0 (0/0)
 2011 Houston: 16/0 (2/0)
 2012 Houston: 16/0 (2/0)
 2013 Houston: 16/0 (0/0)
 2014 Houston: 16/0 (0/0)
 2015 Houston: 16/0 (1/0)
 2016 Houston: 16/0 (2/0)
TOTAL: 112/0 (7/0)

ADDITIONAL STATISTICS

Extra Point, Field Goal and Punt Snap Attempts: 1,064
Special Teams Tackles (23): 2010 - 3; 2011 - 0; 2012 - 2; 2013 - 6; 2014 - 2; 2015 - 8; 2016 - 2
Misc. Stats: Recovered a fumble on a punt return by Titans WR Harry Douglas in the first quarter at Tennessee (12/27/15)

- Snapped on punt/field goal attempts at Washington (9/19) including Rackers' game-winning 35-yard field goal
- Reached 125 consecutive perfect snaps with seven successful long snaps at Tennessee (12/19)
- Contributed to Rackers hitting all three field goal attempts including a career long of 57 yards at Denver (12/26)

COLLEGE:

- Played four seasons (2004-07) at Baylor University in Waco, Texas
- Originally attended Baylor as an invited walk-on
- Earned a scholarship after his freshman season
- Was discovered at a special teams camp by the Baylor special teams coach
- Snapped for two-time Ray Guy Award winner Daniel Sepulveda
- Handled the long-snapping chores for Baylor from 2004-07 and earned four varsity letters

PERSONAL:

- Was in training to be an EMT when called by the Texans for a tryout
- An all-region offensive and defensive lineman for Mountain Ridge High School in Glendale, Ariz.
- Two-way player of the year selection
- Friday Night Fever Defensive Line Player of the Year
- Received the Curley Culp Award as Arizona's best defensive lineman
- Mountain Ridge recorded four straight winning records during his prep career and captured regional titles in both 2000 and 2002
- Mountain Lions went 24-2 during Weeks' last two seasons, which included a 14-1 mark and a state semifinal appearance as a junior in 2002



WENDALL WILLIAMS

WIDE RECEIVER | 5-10 | 175 | CUMBERLANDS

Hometown: Syracuse, N.Y. | 1st NFL Season | 1st with Texans | Age: 26
 Acquired: FA-'16 | 2016 GP/GS (Playoffs): 3/0 (0/0) | Career GP/GS (Playoffs): 3/0 (0/0)
 Teams: Houston 2016; N.Y. Jets 2016; Houston 2016-17

82

TRANSACTIONS:

Signed by the Houston Texans as a college free agent on May 5, 2016...Waived by the Texans on Sept. 3, 2016...Signed to the New York Jets practice squad on Sept. 12, 2016...Released from the Jets practice squad on Sept. 28, 2016...Signed to the Texans practice squad on Nov. 8, 2016...Signed to the Texans active roster on Dec. 13.

2016 (N.Y. Jets 0/0; Houston 3/0, 0/0):

- Originally signed with the Texans as a college free agent on May 5 and spent training camp with the team before being waived on Sept. 3
- Signed to the Jets practice squad on Sept. 12
- Spent Weeks 2 and 3 on the Jets practice squad before being waived on Sept. 28
- Signed to the Texans practice squad on Nov. 8
- Spent Weeks 10-14 on the Texans practice squad
- Elevated to the active roster on Dec. 13
- Made his NFL debut and recorded two receptions for 34 yards vs. Jacksonville (12/18) in Week 15
- Registered two passes for a season-high 41 yards at Tennessee (1/1/17) in Week 17
- Inactive for both postseason contests

COLLEGE:

- Played two seasons (2014-15) at University of the Cumberland in Williamsburg, Ky., after transferring from Herkimer (N.Y.) County Community College, where he played the 2012-13 campaigns
- Played in 19 total games with 10 starts at Cumberland from 2014-15
- Scored 20 total touchdowns in two years at Cumberland: 11 receiving, four rushing, four kickoff returns and one punt return
- Recorded 31 total receptions and 783 yards (25.3 avg.) and 11 touchdowns
- Ran for 316 yards and four touchdowns on 18 rushing attempts (17.6 avg.)
- Returned six total punts for 141 yards (25.3 avg.) and one touchdown
- Returned 49 total kicks for 1,471 yards (30.0 avg.) and four touchdowns
- Named NAIA 2nd Team All-American Kick Returner in 2015 (AFCA)
- While attending Herkimer CC, became a three-sport star and won six national championships in track and field in addition to being a team captain of the basketball team
- Alos spent time at Morrisville (N.Y.) State College and Onondaga Community College in Syracuse, N.Y.

PERSONAL:

- Set the new NFL Regional Combine record for the 40-yard dash with a time of 4.19 seconds (hand clocked) and tied the record for the vertical jump with a leap of 45.0 inches
- Won the NAIA National Championship in the long jump and was fourth in the country in both the 100 meters and 200 meters
- Named NAIA All-American three straight years in track and field
- Following his time at Morrisville State and Onondaga CC, became a truck driver until being urged by a family friend to continue his athletic career
- Graduated from Bishop Ludden High School in Syracuse, N.Y. after transferring from Corcoran High School in Syracuse, N.Y.

2016 STATISTICS

REGULAR SEASON					RECEIVING					RUSHING				
Date	Opp	GP	GS	Rec	Yds	Avg	Lg	TD		Att	Yds	Avg	Lg	TD
Week 1														
NOT ON ROSTER														
WITH NEW YORK JETS														
9/15	at BUF													
9/25	at KC													
Week 4														
Week 5														
Week 6														
Week 7														
Week 8														
WITH HOUSTON														
11/13	at JAX													
11/21	at OAK													
11/27	SD													
12/4	at GB													
12/11	at IND													
12/18	JAX	1	0	2	34	17.0	32	0		0	0	0.0	0	0
12/24	CIN	1	0	0	0	0.0	0	0		0	0	0.0	0	0
1/1/17	at TEN	1	0	2	41	20.5	26	0		0	0	0.0	0	0
Totals		3	0	4	75	18.8	32	0		0	0	0.0	0	0
POSTSEASON														
Date	Opp	GP	GS	Rec	Yds	Avg	Lg	TD		Att	Yds	Avg	Lg	TD
1/7/17	OAK (WC)													
1/14/17	at NE (DIV)													
INACTIVE														
INACTIVE														
Totals		0	0	0	0	0.0	0	0		0	0	0.0	0	0



ZACH CUNNINGHAM

INSIDE LINEBACKER | 6-4 | 230 | VANDERBILT

Hometown: Pinson, Ala. | Rookie | Age: 22

Acquired: D2-'17 | 2016 GP/GS (Playoffs): 0/0 (0/0) | Career GP/GS (Playoffs): 0/0 (0/0)

Teams: Houston 2017

41

TRANSACTIONS:

Selected by the Houston Texans with the 25th pick in the second round (57th overall) of the 2017 NFL Draft.

CAREER AT VANDERBILT:

- Played three seasons (2014-16) at Vanderbilt University in Nashville, Tenn. after redshirting the 2013 campaign
- Finished his Commodores career ranked third in program history with 39.5 tackles for loss and finished with 295 career tackles

HONORS:

- Butkus Award Finalist (2016)
- Chuck Bednarik Award Semifinalist (2016)
- Coaches First Team All-SEC (2015-16)
- Associated Press First Team All-SEC (2015-16)
- Midseason All-America – SI.com, FOXSports.com, Sporting News, CBSSports.com (2016)
- First Team All-America – FWAA, AP, AFCA, Walter Camp, ESPN, USA Today, SI.com (2015)
- Phil Steele Third Team All-American (2015)
- Phil Steele First Team All-SEC (2015)
- ESPN.com First Team All-SEC (2015)

2016 (Vanderbilt):

- Enjoyed one of the most impressive seasons by any defensive player in Vanderbilt history, earning consensus All-American status
- Swept first team All-America honors from every prestigious outlet, including Associated Press, Football Writers of America (FWAA), Walter Camp Foundation, American Football Coaches Association (AFCA), ESPN, Sports Illustrated, CBS Sports, The Sporting News and USA Today
- Became just the third player in Vanderbilt history to earn first team All-American honors from the Walter Camp Foundation
- Named as Butkus Award finalist and semifinalist for the Chuck Bednarik Award
- Finished the regular season leading the SEC with 125 total tackles (9.6 per game), ranking sixth nationally
- His 68 solo tackles ranked second among all SEC defenders, and he also ranked among the national leaders and tied for second in the SEC with 16.5 tackles for loss
- Paced the SEC and ranked second nationally with four fumble recoveries
- Earned National Defensive Player of the Week honors from Walter Camp, Maxwell Football Club and FWAA after a remarkable 19-tackle performance in Vanderbilt's 17-16 road win at Georgia (10/15)
- Closed the regular season with his second SEC Defensive Player of the Week recognition after posting 10 tackles, a forced fumble and fumble recovery in Vanderbilt's 45-34 win at Tennessee (11/25)
- Averaged 11.1 tackles against the Commodores' eight SEC opponents
- Registered 10 stops, including nine solo tackles, and a pair of tackles for loss, at Missouri (11/12)

2015 (Vanderbilt):

- Played in all 12 games and earning nine starts at inside linebacker as a redshirt sophomore
- Ranked among the league leaders in numerous statistical categories, including tackles for loss, solo tackles, total tackles, forced fumbles and fumble recoveries even though he didn't become a starter until the third game
- SEC head coaches named him All-SEC first team for his efforts
- Registered 16.5 tackles for loss, which marked the third-highest total among SEC defenders in the regular season and the most by a Commodore since All-America linebacker Jamie Winborn logged 23 tackles for loss in 1999
- His three fumble recoveries shared the SEC lead and his four forced fumbles, bettered by just one Vanderbilt player in the last 20 years, ranked third in the league
- Made 69 solo tackles, which were the most by a Commodore since All-SEC linebacker Moses Osemwegie registered 78 solo stops in 2003
- His 103 total tackles were the most by a Vanderbilt defender since all-league linebacker Chris Marve amassed 121 tackles in 2009
- Posted at least 10 tackles in seven of the last nine games, topped by a 12-solo tackle, 15-total tackle performance at Middle Tennessee State (10/3)
- Ended the season with four straight double-digit tackle games, making him the first Commodore to do so since Osemwegie in 2005
- Amassed 15 tackles for loss in seven-game midseason stretch

2014 (Vanderbilt):

- Capped off a solid redshirt freshman campaign by closing the season among the team's most productive defenders
- Participated in 11 games, missing only the Charleston Southern game
- Finished the year with 67 total tackles (37 solo), 1.5 sacks, 6.5 tackles for loss and a forced fumble
- Earned starts at inside linebacker in team's 3-4 scheme during last five games against Missouri, Old Dominion, Florida, Mississippi State and Tennessee
- Averaged 8.2 tackles per game as a starting linebacker
- Posted a team single-game high of 13 total tackles at Mississippi State... Registered 11 tackles, including a sack, vs. Florida (11/8)
- Recorded multiple tackles for loss at Georgia (10/4) and vs. Tennessee (11/29)

2013 (Vanderbilt):

- Redshirted as a true freshman, participating as a scout team linebacker

PERSONAL:

- Parents are Fred and Sophie Cunningham
- Attended Pinson (Ala.) Valley High School
- Senior captain and three-year starter at linebacker for the Indians
- Concluded his prep career by receiving Alabama 5A Lineman of the Year and Birmingham News' Lineman of the Year honors after 2012 campaign
- Amassed 448 total tackles during his three-year varsity career
- As a senior in 2012, earned First Team All-State after leading PVHS to an 8-4 record and the second round of the 5A playoffs
- Contributed 194 total tackles, including 41 tackles for loss and 12 sacks along with four blocked punts during the season
- Participated in postseason Semper Fidelis All-American Bowl
- As junior in 2011, earned All-State recognition after registering 152 tackles
- Dad works in landscaping
- Has four brothers: Frederick, Ethan, Nathan and Zapheth; and two sisters, Gabriel and Danica
- Enjoys playing the guitar
- Majored in economics while attending Vanderbilt



JULIÉN DAVENPORT

(joo-lee-OWN)

TACKLE | 6-7 | 315 | BUCKNELL

Hometown: Paulsboro, N.J. | **Rookie** | **Age:** 22

Acquired: D4a-'17 | **2016 GP/GS (Playoffs):** 0/0 (0/0) | **Career GP/GS (Playoffs):** 0/0 (0/0)

Teams: Houston 2017

70

TRANSACTIONS:

Selected by the Houston Texans with the 24th pick in the fourth round (130th overall) of the 2017 NFL Draft.

CAREER AT BUCKNELL:

- Played four seasons (2013-16) at Bucknell University in Lewisburg, Pa.
- Became the seventh player from Bucknell ever selected in the NFL Draft and first since Sam Havrilak in 1969
- A two-year team captain for the Bison
- The only member of Bucknell's senior class to start all 44 games from 2013-16

HONORS:

- AFCA First Team All-American (2016)
- Associated Press First Team All-American (2016)
- STATS First Team All-American (2016)
- Walter Camp First Team All-American (2016)
- Second Team STATS FCS All-American (2015)
- First Team All-Patriot League (2014-16)
- Second Team All-Patriot League (2013)
- Preseason All-Patriot League (2014-16)

2016 (Bucknell):

- Started all 11 games at left tackle
- Blocked for a 1,000-yard rusher in Joey DeFloria (1,070 yards, 10 TDs) as well as No. 2 RB Chad Freshnock, who had another 604 yards and 10 TDs
- Earned First Team All-America honors from four organizations (AFCA, Associated Press, STATS, Walter Camp)
- Became the first Bison with four All-America honors in same season since Bryce Robertson in 2011
- Team captain for a second straight year
- Named to Walter Payton Award Watch List
- First Team All-Patriot League selection
- Earned invitations to participate in Senior Bowl and NFL Scouting Combine
- Named FCS Collegiate Player of the Year by the Brooks Irvine Club of South Jersey
- Earned team's Tom Gadd Coaches' Award and Captains Award

2015 (Bucknell):

- Started all 11 games at left tackle for third consecutive year
- Served as team captain along with senior Louis Taglianetti
- Credited with 12 receiving yards in season finale at Colgate after collecting a Bucknell fumble and advancing it
- Named a Second Team STATS FCS All-American
- First Team All-Patriot League selection
- Became the first Bison offensive lineman to be named First Team All-Patriot League in back-to-back years since Lucas Carlaw in 1998 and 1999
- Preseason All-Patriot League for second straight year
- Earned team's John Campana Award as squad's outstanding offensive lineman

2014 (Bucknell):

- Anchored the left tackle spot in all 11 games for the Bison
- Ran one time for three yards vs. Lafayette
- Recorded a tackle in contest vs. Leopards
- Named team's Most Improved Offensive Player at conclusion of 2015 spring practice
- First Team All-Patriot League
- One of two First Team All-PL offensive linemen for the Bison
- First time since 1998 Bucknell had two offensive linemen named to First Team
- A Preseason All-Patriot League selection


2013 (Bucknell):

- Earned starting spot at left tackle during preseason camp and started all 11 games
- Second Team All-Patriot League
- Recognized with the Stuart M. Smith Memorial Award as the team's top newcomer
- Caught two backward screens to record two running plays for a total of 32 yards

PERSONAL:

- Attended Paulsboro (N.J.) High School
- A captain and all-conference selection in both football and basketball for the Red Raiders

- Named an All-South Jersey selection in football and All-Group 1 selection in basketball
- Son of Anthony Davenport and Leslie Showell
- Has five siblings: Ernest, Anthony, Kim, Katirah and Nyla
- Cousin, Michael Kidd-Gilchrist, was a member of Kentucky's 2012 NCAA Champion men's basketball team and currently plays in the NBA
- Native of Camden, N.J.
- Majored in political science while attending Bucknell



TRESTON DECOUD

(DAY-coo)

CORNERBACK | 6-3 | 210 | OREGON STATE

Hometown: Covington, La. | Rookie | Age: 23

Acquired: D5-'17 | 2016 GP/GS (Playoffs): 0/0 (0/0) | Career GP/GS (Playoffs): 0/0 (0/0)

Teams: Houston 2017

31

TRANSACTIONS:

Selected by the Houston Texans with the 25th pick in the fifth round (169th overall) of the 2017 NFL Draft.

CAREER:

- Played two seasons (2015-16) at Oregon State University in Corvallis, Ore. after one season at Northwest Mississippi Community College in Senatobia, Miss. (2014) and one season at Chadron (Neb.) State College (2013)
- Redshirted the 2012 campaign at Chadron State
- Briefly transferred to Nicholls State University in Thibodaux, La. in 2014 to be close to his mother, Chandrika, when she was diagnosed with cancer
- Left Nicholls State and enrolled at Northwest Mississippi Community College when he was not granted immediate eligibility by the NCAA
- Made 21 career starts in his two seasons at Oregon State
- Selected to play in the 2017 East-West Shrine Game
- Participated in the 2017 NFL Combine

2016 (Oregon State):

- Started all 12 games at cornerback
- Tied for the team-lead with 10 pass breakups
- Finished the year sixth on the team with 58 tackles
- Recorded the first interceptions of his career vs. Idaho State (9/17), returning one of them 75 yards for a touchdown
- Named Pac-12 Defensive Player of the Week following the Idaho State game
- Named Pac-12 All-Conference honorable mention

2015 (Oregon State):

- Played in 10 games and made nine starts
- Earned the starting spot at the vacant left cornerback position out of fall camp
- Finished the season fifth on the team with 50 tackles despite missing the better part of three games
- Led the Beavers with five passes defended and recorded 3.5 tackles for loss
- Registered his first career sack vs. Washington (11/21)

2014 (Northwest Mississippi CC):

- Arrived at Northwest Mississippi Community College in the summer of 2014, just weeks before the team started training camp
- Named a first-team All-American in 2014 after making 38 tackles, a team-high six interceptions (third in the nation) and seven pass breakups
- Ranked No. 34 on the national junior college prospects list, including No. 4 at cornerback
- First team all-region selection
- Rated as a three-star prospect by 247Sports

2013 (Chadron State):

- Played the 2013 campaign for the Eagles as a redshirt freshman

2012 (Chadron State):

- Redshirted the season

PERSONAL:

- Attended Lakeshore High School in Mandeville, La.
- Named all-district as a senior after recording 23 receptions at wide receiver and 56 tackles on defense
- Earned all-district honors at four different positions during his prep career
- Qualified for the state track & field championships as a sprinter as a junior and senior
- Son of Darryl Batiste and Chandrika Decoud
- Cousin, Thomas Decoud, was a third-round draft pick of the Atlanta Falcons in 2008 and played seven seasons in the NFL with the Falcons and Carolina Panthers
- Lists Cardinals S Tyrann Mathieu as his favorite athlete
- Majored in liberal studies while attending Oregon State



D'ONTA FOREMAN

(dee-ON-tay)

RUNNING BACK | 6-0 | 235 | TEXAS

Hometown: Texas City, Texas | **Rookie** | **Age:** 21

Acquired: D3-'17 | **2016 GP/GS (Playoffs):** 0/0 (0/0) | **Career GP/GS (Playoffs):** 0/0 (0/0)

Teams: Houston 2017

27

TRANSACTIONS:

Selected by the Houston Texans with the 25th pick in the third round (89th overall) of the 2017 NFL Draft.

CAREER AT TEXAS:

- Played three seasons (2014-16) at the University of Texas at Austin (Texas)
- Played in 28 career games with 10 starts, all coming in 2016
- Rushed for 2,782 yards in his career (9th-most in school history) and 20 touchdowns
- Posted 15 career 100-yard rushing games, including a school-record 13 straight to end his Longhorns' career
- Was a 2016 consensus All-American, making him the first UT running back to earn those honors since Ricky Williams in 1998
- Also a finalist for the Earl Campbell Tyler Rose Award
- Finished eighth in Heisman Trophy voting in 2016

HONORS:

- Doak Walker Award (2016)
- Earl Campbell Tyler Rose Award (2016)
- First-team All-American by the Associated Press, Sporting News, Football Writers Association of America, American Football Coaches Association, ESPN.com, Sports Illustrated, FOX Sports, CBS Sports, Phil Steele and USA Today (2016)
- Walter Camp Football Foundation second-team All-American (2016)
- Heisman Trophy Candidate (8th - 2016)

2016 (Texas):

- Played in 11 games and started the first 10 games of his career, including the final nine
- Recipient of the 2016 Doak Walker Award recipient
- Named a consensus first-team All-American, making him the first UT running back to earn that distinction since Ricky Williams in 1998
- Named first-team All-America by the Associated Press, Sporting News, Football Writers Association of America, American Football Coaches Association, ESPN.com, Sports Illustrated, FOX Sports, CBS Sports, Phil Steele and USA Today
- A second-team All-American according to the Walter Camp Football Foundation
- Was named a unanimous first-team All-Big 12 selection at running back by both the Big 12 Conference head coaches and the Associated Press
- Also earned All-Big 12 honors according to ESPN.com and Phil Steele
- Earned honorable mention as Big 12 Conference Offensive Player of the Year after rushing for 2,028 yards and 15 touchdowns
- His 2,028 rushing yards were second-most in school history and among the top 20 for most in a single-season in NCAA history
- Averaged an NCAA FBS-best 184.4 yards per game, also 10th-most in NCAA history for a single season
- Rushed for 100 yards in all 11 games he played in 2016, tied for most in a single season with Earl Campbell during his 1977 Heisman Trophy-winning campaign
- Rushed for at least 150 yards seven times throughout the season, including three games with at least 250 yards
- Averaged 193.3 yards per game against Big 12 Conference foes, totaling 1,740 yards and 12 touchdowns in nine league games
- Made his first career start in the season opener vs. No. 10 Notre Dame (9/4) - a 50-47 double-overtime win
- In a win vs. No. 8 and previously-unbeaten Baylor (10/29), he rushed 32 times for 250 yards and two touchdowns and was later named Big 12 Conference Offensive Player of the Week and the Earl Campbell Tyler Rose Award Player of the Week
- Carried Texas to a 45-37 road win at Texas Tech (11/5) the following week, rushing 33 times for 341 yards and three touchdowns - all career highs
- His 341 rushing yards were the third-most in school history, the most in an FBS game that season and the most at UT since 1998
- Became the first player at Texas since Hodges Mitchell in 2000 with back-to-back 200-yard games

2015 (Texas):

- Played in 10 games before missing the last two due to injury
- Earned second-team Academic All-Big 12 recognition
- Finished five carries short of qualifying for the NCAA ranking of yards per carry in which his average would have ranked fourth in the nation (7.17)
- Finished eighth in the Big 12 and led the team in rushing yards (681), while ranking seventh in the league in 100-yard games (four)

- His five rushing touchdowns were second on the team and most among running backs
- Notched his first 100-yard rushing game with 112 yards on 18 carries (6.2 avg.), while catching two passes for 32 yards at TCU (10/3)
- Recorded an 81-yard run that was the longest by a UT player in the Red River Showdown and the second-longest non-touchdown run in UT history, as part of 117 yards on nine carries (13.0 avg.) vs. Oklahoma (10/10)

2014 (Texas):

- Played in seven games as a reserve running back and on special teams
- Saw action at running back vs. North Texas (8/30), recording two carries for 37 yards
- Appeared on special teams vs. Baylor and Iowa State
- Carried the ball three times for 19 yards (4.7 avg.) at Kansas State (10/25)
- Saw his most extensive action vs. West Virginia (11/8)

PERSONAL:

- Coached by Leland Surovik at Texas City (Texas) High School
- Four-time district honoree
- Rushed for 4,382 yards (8.2 avg.) and 61 touchdowns in his career
- Participated in the 2014 Semper Fidelis All-American Bowl Named second-team 4A All-State as a running back by the Associated Press in 2013
- Shared District 24-4A MVP honors with his brother, Armanti, in 2013
- Ranked the No. 67 running back nationally and No. 143 player in Texas by 247Sports
- No. 68 RB in the nation by Scout
- No. 74 running back in the nation by ESPN
- No. 6 athlete recruit in the state by Dave Campbell's Texas Football
- Rushed for 2,102 yards and 31 TDs on 202 carries (10.4 ypc) as a senior
- Recorded 22 tackles, including 12 tackles for loss and five sacks, five pressures, one interception and returned kickoffs
- Helped Texas City to a 12-1 record and an appearance in the 4A DII regional playoffs in 2011
- Tabbed first-team All-District 24-4A as a running back and second-team as a linebacker in 2012
- Rushed 112 times for 1,073 yards (9.6 avg.) and 18 touchdowns as a junior
- Twin brother, Armanti, is a wide receiver for the Longhorns
- Member of the Big 12 Commissioner's Honor Roll (fall 2014)



KYLE FULLER

CENTER | 6-5 | 315 | BAYLOR

Hometown: Wylie, Texas | Rookie | Age: 23

Acquired: D7-'17 | 2016 GP/GS (Playoffs): 0/0 (0/0) | Career GP/GS (Playoffs): 0/0 (0/0)

Teams: Houston 2017

61

TRANSACTIONS:

Selected by the Houston Texans with the 25th pick in the seventh round (243rd overall) of the 2017 NFL Draft.

CAREER AT BAYLOR:

- Played four seasons (2013-16) at Baylor University in Waco, Texas after redshirting the 2012 campaign
- Three-year starting All-Big 12 center who appeared in 52 career games and made 39 career starts
- Anchored the offensive line for nation's most productive offense in 2014-15
- Key cog in paving the way for BU's rushing attack that led the Big 12 in 2015 and 2016, while helping Bears rank fourth or better in sacks allowed in conference over past three years
- Named "Best Offensive Lineman" in state by Dave Campbell's Texas Football
- Two-time Big 12 Commissioner's Honor Roll selection

2016 (Baylor):

- Started all 13 games at center as senior, earning All-Big 12 honors
- Powered an offensive line that blocked for Big 12's best rushing offense (241.8 avg)
- Named first team All-Big 12 by league coaches, Phil Steele and Athlon
- Garnered second-team honors from Associated Press, ESPN and Waco Tribune-Herald
- Led the offensive line with 68 knockdowns on the season
- Four times earned team's Offensive Lineman of Week honors – vs. SMU (9/10), at Rice (9/16), vs. Oklahoma State (9/24) and at Iowa State (10/1)

2015 (Baylor):

- Starting center in all 13 games as junior, earning All-Big 12 honors for a second consecutive season
- Anchored an offensive line that paved way for the nation's No. 2-ranked rushing offense (326.7 avg.) and led the Big 12 with 1.15 average sacks allowed
- Named second-team All-Big 12 by Associated Press, league coaches, San Antonio-Express News and Waco Tribune-Herald
- Totaled 51 knockdowns on season
- Named to USA Today All-Bowl team for his career-high seven knockdown performance in Baylor's Russell Athletic Bowl victory vs. North Carolina (12/29) in which the Bears tallied up 645 rushing yards and seven rushing touchdowns

2014 (Baylor):

- Started at center in all 13 games as sophomore for the Big 12 champions
- Earned 2014 All-Big 12 honorable mention from league coaches
- Part of a Baylor offensive line that powered running game to 215.5 yards per game (second in Big 12) and ranked fourth in league with 1.85 average sacks allowed
- Named second team All-Texas by Dave Campbell's Texas Football publication
- Named to spring 2015 Big 12 Commissioner's Honor Roll
- One of two offensive players to start every game
- Led team with 49 total knockdowns
- Four times named squad's lineman of week for outstanding play
- Made his first career start in season-opening win vs. SMU (8/31)

2013 (Baylor):

- Appeared in all 13 games as special teamer and reserve offensive lineman as redshirt freshman
- Earned first collegiate letter
- Saw action from scrimmage in nine games, played exclusively on special teams in other four
- Totaled 22 knockdowns and averaged 86.1 percent coaches grade in nine games
- Selected to spring 2014 Big 12 Commissioner's Honor Roll
- Made collegiate debut in season-opening win over Wofford and logged two knockdowns

2012 (Baylor):

- Redshirted his first season on campus

PERSONAL:

- Attended Wylie (Texas) High School
- Played for head coach Bill Howard at WHS
- National position rankings among offensive linemen: No. 37 by ESPN.com, No. 44 by Rivals.com, No. 53 by Scout.com, No. 57 by 247Sports.com
- Ranked among top 100 overall prospects in Texas by ESPN.com (50th), SuperPrep's Texas 121 (50th), Lone Star Recruiting Top 100 (52nd), Rivals.com Texas Postseason Top 100

(55th), 247Sports.com (95th), Houston Chronicle Texas Top 100, Lubbock Avalanche-Journal Top 100, Waco Tribune-Herald Top 100

- Rated No. 9 offensive lineman in state by 2011 Postseason Dave Campbell's Texas Football
- Earned 2011 first-team All-District 10-4A honors
- Son of Larry and Audrey Fuller
- Graduated from Baylor in May 2016 with a degree in communication studies



CARLOS WATKINS

DEFENSIVE END | 6-3 | 305 | CLEMSON

Hometown: Mooresboro, N.C. | Rookie | Age: 23

Acquired: D4b-'17 | 2016 GP/GS (Playoffs): 0/0 (0/0) | Career GP/GS (Playoffs): 0/0 (0/0)

Teams: Houston 2017

91

TRANSACTIONS:

Selected by the Houston Texans with the 36th pick in the fourth round (142nd overall) of the 2017 NFL Draft.

CAREER AT CLEMSON:

- Played five seasons (2012-16) at Clemson (S.C.) University
- Received a medical redshirt for the 2013 campaign after sustaining injuries in a car crash
- Finished his Tigers career with 191 tackles, 26 tackles for loss and 14 sacks in 1,666 snaps over 53 games (30 starts)
- Tallied 24 career games with at least one tackle for loss, and Clemson was 22-2 in those contests
- Earned Senior Bowl invitation

HONORS:

- CFP National Champion (2016)
- CBS Sports first-team All-American (2016)
- Associated Press second-team All-American (2016)
- Phil Steele fourth-team All-American (2016)
- ESPN All-Bowl Team (2016)

2016 (Clemson):

- Named a first-team All-American by CBS Sports
- Second-team All-American by the Associated Press
- Fourth-team All-American by Phil Steele
- First-team All-ACC (media, coaches)
- Named to ESPN's All-Bowl Team
- Shared Tiger Pride Defensive Team MVP honors with Ben Boulware and Jadar Johnson ... one of six permanent team captains
- Logged 82 tackles, 13.5 for loss and 10.5 sacks in 758 snaps over 15 games (15 starts)
- Added 13 quarterback pressures and four pass breakups as well
- His sack total was the highest by a Clemson defensive tackle in history, breaking the mark of 10.0 held by Jim Stuckey, William Perry and Michael Dean Perry
- Notched six tackles in 56 snaps in the opener at Auburn (9/3), helping limit the Tigers to just 87 rushing yards
- Blocked an extra point, broke up a pass and recovered a fumble in the win vs. No. 3 Louisville (10/1)
- Shared player of the game honors from the coaching staff in Fiesta Bowl win over Ohio State (12/31), where he had two sacks and two pass breakups
- Produced nine stops in the National Championship Game against Alabama (1/9/17), including one for loss

2015 (Clemson):

- A first-team All-ACC (media) and second-team All-ACC (coaches) selection
- Registered 69 tackles, eight tackles for loss and 3.5 sacks in 570 snaps over 15 games (14 starts)
- Added eight quarterback pressures and an interception
- Returned first career interception for a touchdown vs. Appalachian State (9/12), which marked the first by an interior defensive lineman since Jock McKissic against South Carolina in 2006
- Posted a six-yard sack against Oklahoma (12/31) in the Capital One Orange Bowl
- Logged a tackle for loss and quarterback pressure in the National Championship Game against Alabama (1/11/16)

2014 (Clemson):

- Recorded 13 tackles, two tackles for loss and four quarterback pressures in 135 snaps over 11 games as a redshirt sophomore
- Made three tackles in 16 snaps at No. 12 Georgia (9/30)
- Had two tackles and two quarterback pressures in 17 snaps against North Carolina State (10/4)
- Notched two tackles and one tackle for loss in nine snaps at South Carolina (11/29)

2013 (Clemson):

- Tallied 11 tackles, 1.5 tackles for loss and one quarterback pressure in 90 snaps over three games (one start)
- Was a passenger in a fatal car accident on Sept. 21 and missed the rest of the season due to injuries suffered in the accident

2012 (Clemson):

- Recorded 16 tackles, one tackle for loss and three quarterback pressures in 113 snaps over nine games in his first season with the Tigers
- Made his collegiate debut vs. Ball State (9/8)

PERSONAL:

- Attended Chase High School in Forest City, N.C.
- Rated as the No. 55 player and No. 7 defensive lineman in the nation as well as No. 4 player in North Carolina by 247Sports.com
- No. 104 overall player and No. 8 defensive tackle in the nation as well as No. 5 player in North Carolina by Rivals.com
- No. 8 defensive tackle in the nation by Scout.com
- Notched 15 sacks, one interception and five caused fumbles as a senior
- Made 50 tackles, 29 tackles for loss and 14 sacks as a junior
- Played in the U.S. Army All-American game and the Shrine Bowl
- Averaged over 21 points and 10 rebounds per game in basketball as a junior
- Cousin of former Clemson defensive end Dane Rogers
- Played and roomed with Texans NT D.J. Reader at Clemson
- Earned undergraduate degree in sociology in December 2016



DESHAUN WATSON

QUARTERBACK | 6-3 | 215 | CLEMSON

Hometown: Gainesville, Ga. | Rookie | Age: 21

Acquired: D1-'17 | 2016 GP/GS (Playoffs): 0/0 (0/0) | Career GP/GS (Playoffs): 0/0 (0/0)

Teams: Houston 2017

4

TRANSACTIONS:

Selected by the Houston Texans with the 12th pick in the first round (12th overall) of the 2017 NFL Draft.

CAREER AT CLEMSON:

- Played three seasons (2014-16) at Clemson (S.C.) University
- Put up record numbers and guided Clemson to consecutive College Football Playoff appearances, with the school's second National Championship in 2016
- Led Clemson to 28 wins over his final two seasons and compiled a 32-3 record as a starter, which was the best winning percentage in school history for a quarterback
- Two-time Heisman Trophy finalist; finished third in the 2015 balloting with 148 first-place votes and second in 2016 with 269 first-place votes
- The first ACC player to finish in the top three of the voting on multiple occasions
- Two-time recipient of the Davey O'Brien Award, one of only four quarterbacks who can make that claim, and the first since Oklahoma's Jason White in 2003,04 ... also two-time winner of the Manning Award
- Finished third in ACC history in total offense (12,094), behind only NC State's Philip Rivers and Tajh Boyd
- Threw for 10,163 yards and 90 career touchdowns
- Tops in Clemson history in career completion percentage (.674), passing efficiency (157.5) and total offense per game (318.3)
- In his career in the fourth quarter, passed for 16 touchdowns with only two interceptions

HONORS:

- CFP National Champion (2016)
- National Championship Game Most Valuable Offensive Player (2016)
- Fiesta Bowl Most Valuable Offensive Player (2016)
- Capital One Orange Bowl Offensive Most Valuable Player (2015)
- Scout.com National Player of the Year (2016)
- First-team All-American by AFCA, Associated Press, CBS Sports, ESPN.com, Football Writers Association and USA Today (2015)
- ACC Player of the Year (2015)
- ACC Championship Game Most Valuable Player (2015)
- Second-team All-American by AFCA and Associated Press (2016)
- Second-team All-American by Sporting News, Sports Illustrated and Walter Camp (2015, 2016)
- One of four quarterbacks to win the Davey O'Brien Award twice (2015, 2016)
- Manning Award (2015, 2016)
- All-ACC Academic Team (2015, 2016)
- Johnny Unitas Award (2016)
- Bobby Bowden Award (2016)
- Walter Camp Player of the Year finalist (2015, 2016)
- Maxwell Award semi-finalist (2016)
- Maxwell Award finalist (2015)
- Heisman Trophy Finalist (3rd - 2015, 2nd - 2016)

2016 (Clemson):

- Turned in one of the most decorated seasons in college football history, including being named a Heisman finalist and National Championship Game Most Valuable Offensive Player after leading Clemson to its second National Championship
- Set Clemson records by throwing for 4,593 yards and 41 touchdowns
- Completed 67 percent of his passes and accounted for 5,219 yards of total offense, 10 more than his total from the 2015 season
- Accounted for 50 touchdowns in all, with nine rushing scores
- Completed 75.5 percent of his passes in November, with 12 touchdowns against four interceptions for a passing efficiency of over 168
- Earned Davey O'Brien Award Quarterback of the Week, Walter Camp Player of the Week and ACC Offensive Back of the Week honors vs. Louisville (10/1) after tossing five touchdown passes in dramatic win
- Led the Tigers to come-from-behind win at Florida State, making him the first Clemson quarterback to defeat Florida State in consecutive tries
- Set ACC record with 580 passing yards in defeat vs. Pittsburgh (11/12), in which he was 52-70 for a 74 percent completion rate against the Panthers
- ACC Offensive Back of the Week and Manning Award Star of the Week following six-touchdown performance vs. South Carolina (11/26)
- Posted 463 yards of total offense and four total touchdowns to lead Tigers to dramatic 35-31 win over Alabama in the National Championship Game (1/9/17)

- Provided winning score with touchdown toss to WR Hunter Renfrow with one second remaining

2015 (Clemson):

- Became Clemson's first winner of the prestigious Davey O'Brien and Manning Awards
- First player in FBS history with at least 4,000 passing yards and 1,000 rushing yards in a season
- Finished fifth nationally in completion percentage away from home (67.9) and fifth in overall completion percentage (67.8)
- Third nationally among quarterbacks with 1,105 rushing yards
- One of two Tiger quarterbacks to rush for 1,000 yards in a season
- Broke QB Tajh Boyd's single-season school record for total offense (5,209)
- A clutch player, he was 53-of-74 (71.6%) for 652 yards and four touchdowns in the fourth quarter on the season
- Threw for season-high 420 yards and accounted for all four touchdowns in win vs. Boston College (10/17) and its No. 1 ranked defense
- Walter Camp Foundation Offensive Player-of-the-Week after compiling 437 yards of total offense and accounting for six touchdowns (five passing, one rushing) at NC State (10/31)
- Produced ACC Championship Game records with 420 yards of offense and five total touchdowns (three passing, two rushing), leading the Tigers to their 15th title in a the 45-37 win over North Carolina (12/5)
- His yardage total marked the most total offense by any FBS player in a conference title game
- Set National Championship Game record with 478 yards of total offense, including a passing total of 405 yards and four touchdowns vs. Alabama (1/11/17)

2014 (Clemson):

- Completed 93-of-137 passes for 1,466 yards and 14 touchdowns against only two interceptions in 330 snaps over eight games (five starts)
- Completed 67.9 percent of his passes and had a 188.6 pass efficiency rating (best nationally among players with 125 attempts)
- Tallied 200 yards and five touchdowns on 63 carries
- Set school records for passing yards, passing touchdowns, passing efficiency, completion percentage and total offense by a freshman
- Made his collegiate debut at No. 12 Georgia Tech (9/30) and completed 2-of-4 passes for 59 yards and one touchdown against no interceptions
- Named ACC Rookie of the Week after going 19-for-28 for 266 yards along with 30 yards and a touchdown on 12 carries at No. 1 Florida State (9/20)
- Set 12 school records in his first career start in which he completed 27-of-36 for 435 yards and a school-record six touchdowns along with 28 rushing yards against North Carolina (9/27)

PERSONAL:

- Four-year starter at Gainesville (Ga.) High School
- Set state career records for total offense yards (17,134) and total touchdowns (218)
- Notched 13,077 passing yards and 155 touchdowns along with 4,057 rushing yards and 63 touchdowns in his career
- Set the state career records for passing touchdowns and total offense yards by the end of his junior season
- Named state player of the year as a sophomore, junior and senior, and earned Gatorade Player of the Year honors in Georgia as a senior
- Amassed 4,431 passing yards and 57 touchdowns against only five interceptions along with 1,057 rushing yards and 14 touchdowns as a senior
- Logged 5,700 total offense yards and 64 touchdowns, including 4,024 passing yards and 50 touchdowns, as a junior
- No. 16 player and No. 1 dual-threat quarterback in the nation by ESPN
- No. 31 player and No. 1 dual-threat quarterback in the nation and No. 2 player in Georgia by Rivals.com
- Selected to play in the U.S. Army All-American Game and Under Armour All-American Game
- Earned undergraduate degree in communication in December 2016

COLLEGE FREE AGENT BIOS



ELI ANKOU

(el-EE ON-koo)

NOSE TACKLE | 6-3 | 325 | UCLA

Hometown: Ottawa, Ontario, Canada | **Rookie** | **Age:** 23

Acquired: CFA-'17 | **2016 GP/GS (Playoffs):** 0/0 (0/0) | **Career GP/GS (Playoffs):** 0/0 (0/0)

Teams: Houston 2017

96

TRANSACTIONS:

Signed by the Houston Texans as a college free agent on May 12, 2017.

CAREER AT UCLA:

- Played four seasons (2013-16) at the University of California, Los Angeles after redshirting the 2012 campaign
- Finished his Bruins career with 91 total tackles (49 solo), 8.0 tackles for loss, three passes defended and one fumble recovery in 38 career games (19 starts)

2016 (UCLA):

- Appeared in 10 games and made eight starts along the defensive front as a senior
- Ranked eighth on the team in tackles with 38, including multiple tackles in eight games
- **Made at least five tackles in four contests**
- Named to the Athletic Director's Academic Honor Roll in Fall 2016

2015 (UCLA):

- Saw action in all 13 games and made 11 starts
- Finished ninth on the team with 47 tackles and tied for fourth on the team with 5.0 tackles for loss
- **Notched at least five tackles in six games**
- Logged a season-high 2.0 tackles for loss at UNLV (9/12)

2014 (UCLA):

- Saw action in all 13 games as a reserve on the defensive line and on special teams units
- **Credited with five tackles and 1.0 tackles for loss**
- Made a tackle for loss vs. Stanford (11/28)

2013 (UCLA):

- Rehabbed an injury in time to see game action the last three games of the season on special teams and on the defensive line
- Credited with one tackle on the season in his three games played

2012 (UCLA):

- Redshirted the season

PERSONAL:

- Attended Red Lion Christian Academy in Bear, Del.
- A three-star recruit according to Rivals.com and the No. 27 strong side defensive end in the nation
- Rated a two-star recruit by Scout.com and the No. 139 defensive end in the country
- The No. 1 prospect in the state of Delaware according to Rivals.com
- Earned a spot on the Athletic Director's Academic Honor Roll for spring 2013, fall 2012 and fall 2016
- Majored in sociology while attending UCLA



ERIK AUSTELL

CENTER | 6-3 | 300 | CHARLESTON SOUTHERN

Hometown: Warner Robins, Ga. | **Rookie** | **Age:** 23

Acquired: CFA-'17 | **2016 GP/GS (Playoffs):** 0/0 (0/0) | **Career GP/GS (Playoffs):** 0/0 (0/0)

Teams: Houston 2017

78

TRANSACTIONS:

Signed by the Houston Texans as a college free agent on June 9, 2017.

CAREER AT CHARLESTON SOUTHERN:

- Played five seasons (2012-16) at Charleston (S.C.) Southern University
- Granted a redshirt season after appearing in just three games as a true freshman in 2012
- Converted from defensive to offensive line before his redshirt sophomore campaign in 2013
- Appeared in 43 career games for the Buccaneers

2016 (Charleston Southern):

- Started 10 games and led the Bucs with 84 knockdown blocks
- Named an FCS first-team All-American by AFCA
- Also earned FCS second-team All-American honors by Associated Press and STATS
- Integral part of a Charleston Southern offensive line that powered the nation's sixth-best rushing attack
- Helped the Buccaneers score 30-plus six times and tally 500-plus yards of offense in four games

2015 (Charleston Southern):

- Earned All-Big South Conference honors and second-team All-American recognition from STATS FCS
- Started the first nine games of the season at left tackle and was a force before going down with an injury in the Big South title-clinching win at Kennesaw State (11/7)
- Part of a unit that paved the way for the nation's 10th-ranked offense in terms of time of possession

2014 (Charleston Southern):

- Played in ten games and started eight at offensive tackle as a redshirt sophomore
- Helped pave the way for a CSU rushing attack that ranked 16th nationally with over 227 yards per game

2013 (Charleston Southern):

- Converted to the offensive line and started 12 games at tackle
- Recorded 74 knockdowns
- Was part of a Buccaneers offense that led the nation in average time of possession and ranked 17th in rushing yardage

2012 (Charleston Southern):

- Played in three games as a defensive lineman, with his first career appearance coming at Shorter (9/22)
- Recorded first tackle of career at Presbyterian (10/20)

PERSONAL:

- Attended Central Fellowship Christian Academy in Macon, Ga.
- Four-year letterwinner under coach Chris Oxford and the Lancers
- Recorded 120 tackles, 41.5 tackles for loss, and eight sacks over the course of his high school career
- Named 2011 Team MVP and as well as GISA All-State, All-Region and 2A honors
- Also saw time on offense, racking up 900 rushing yards to go along with 12 touchdowns, as well as compiling 905 passing yards and six scores through the air
- Son of Mark and Denise Austell
- Graduated with a degree in criminal justice in May of 2016
- Currently pursuing a master's degree in organizational management



EVAN BAYLIS

TIGHT END | 6-6 | 250 | OREGON

Hometown: Centennial, Colo. | **Rookie** | **Age:** 23

Acquired: CFA-'17 | **2016 GP/GS (Playoffs):** 0/0 (0/0) | **Career GP/GS (Playoffs):** 0/0 (0/0)

Teams: Houston 2017

81

TRANSACTIONS:

Signed by the Houston Texans as a college free agent on May 12, 2017.

CAREER AT OREGON:

- Played four seasons (2013-16) at the University of Oregon in Eugene, Ore. after redshirting the 2012 campaign
- Tallied 44 receptions for 511 yards and three touchdowns in 48 career games with the Ducks

2016 (Oregon):

- Saw action in ten games and made four starts
- Caught nine passes for 68 yards and grabbed a touchdown for a third consecutive season
- Logged a season-best three receptions for 52 yards against at Utah (11/19)

2015 (Oregon):

- Started 13 games and put together his best numbers of his career
- Finished as the Ducks' sixth-leading receiver with 16 catches for 229 yards and a touchdown
- Caught a pair of passes in each of the Ducks' first four games, including 23 receiving yards vs. Utah (9/26)
- Hauled in two receptions for 62 yards and his lone score of the year in the win vs. USC (11/21), including a career-long of 52 yards

2014 (Oregon):

- Played in each of the Ducks' final 11 games and started three of the final four
- Caught 15 passes for 143 yards on the season, including a 15-yard scoring catch vs. Colorado (11/22)
- Logged 72 snaps in the national championship finale vs. Ohio State (1/12/15) as well as 61 plays in the Pac-12 Championship win vs. Arizona (12/5)

- Latched onto six grabs for 98 yards over the course of the final two games, including six catches for 73 yards in the Rose Bowl win vs. Florida State (1/1/15)

2013 (Oregon):

- Played in all 13 games, including his first career start vs. Oregon State (11/29) and the following game vs. Texas in the Alamo Bowl (12/30)
- Completed the season with four receptions for 71 yards
- Enjoyed a season-long 27-yard catch during the win over the Longhorns (12/30)

2012 (Oregon):

- Redshirted the season

PERSONAL:

- Attended Grandview High School in Aurora, Colo.
- Caught 24 passes for 225 yards and two touchdowns his senior year while recording 108 tackles and eight sacks at linebacker
- Helped the Wolves to a 5A Centennial League championship in 2011
- Named to the all-league 5A Creek first team at tight end/fullback as a senior
- Selected to the 2011 all-Colorado first team (defense) and named to the 2011 5A all-state first team at linebacker
- Hauled in 33 passes for 456 yards and six touchdowns, averaging 13.8 yards per catch as a junior
- Named to the 2010 Colorado all-league 5A Creek first team on offense as an H-Back and was honorable mention all-state



CORY CARTER

PUNTER | 5-11 | 220 | TEXAS SOUTHERN

Hometown: Raymond, Miss. | **Rookie** | **Age:** 23

Acquired: CFA-'17 | **2016 GP/GS (Playoffs):** 0/0 (0/0) | **Career GP/GS (Playoffs):** 0/0 (0/0)

Teams: Houston 2017

2

TRANSACTIONS:

Signed by the Houston Texans as a college free agent on Jan. 2, 2017.

CAREER AT TEXAS SOUTHERN:

- Played four seasons (2012-15) at Texas Southern University in Houston
- Appeared in 40 games for the Tigers and finished with 167 punts for 7,514 yards (45.0 avg.)
- Topped the SWAC in yards per punt in each of his final three seasons
- A two-time Associated Press FCS All-American (2014-15) and three-time All-Southwestern Athletic Conference selection (2013-15)
- Ranked third in the NCAA and first in the Southwestern Athletic Conference (SWAC) with 45.7 average yards per punt during his final collegiate campaign (2015)
- Started punting as a sophomore at Texas Southern after beginning his football career as a kicker during his senior year of high school

2015 (Texas Southern):

- Appeared in 10 games and punted 45 times for 2,058 yards (45.7)
- His 45.7 yards per punt ranked third in the NCAA and first in the SWAC
- Earned Associated Press FCS All-America Third Team and First Team All-SWAC

2014 (Texas Southern):

- Saw action in all 11 games and logged 55 punts for 2,474 yards (45.0 avg.)
- Named Associated Press FCS All-America Second Team and First Team All-SWAC

2013 (Texas Southern):


- Converted to punter prior to the season
- Appeared in all 11 games and tallied career highs of 67 punts for 2,982 yards (44.5 avg.)
- Garnered Second Team All-SWAC honors

2012 (Texas Southern):

- Played eight games and converted 1-of-2 extra point attempts

PERSONAL:

- Attended Callaway High School in Jackson, Miss.
- Did not play football until his senior year of high school, when he joined the team as a kicker
- Was a standout soccer player in high school, earning scholarship offers to South Florida, Alabama-Birmingham and North Carolina-Greensboro
- As a youth soccer player, participated in the U.S. Youth Soccer Olympic Development Program (ODP), a national identification and development program for high-level players, and was selected to play in an elite, international festival against top clubs in Costa Rica in 2010
- Among his youth soccer teammates were Marcus Hariston of the Colorado Rapids and Cole Seiler of the Vancouver Whitecaps
- Served food at the Houston Food Bank while attending Texas Southern



DYLAN COLE

INSIDE LINEBACKER | 6-1 | 240 | MISSOURI STATE

Hometown: Springfield, Mo. | Rookie | Age: 23

Acquired: CFA-'17 | 2016 GP/GS (Playoffs): 0/0 (0/0) | Career GP/GS (Playoffs): 0/0 (0/0)

Teams: Houston 2017

51

TRANSACTIONS:

Signed by the Houston Texans as a college free agent on May 12, 2017.

CAREER AT MISSOURI STATE:

- Played four seasons (2013-16) at Missouri State University in Springfield, Mo. after redshirting the 2012 campaign
- Finished his Bears career with 457 tackles (third-most in MSU history), 40.5 tackles for loss, 21 passes defended, 5.0 sacks, five interceptions and three forced fumble and two fumble recoveries in 46 career games (all starts)
- Racked up 22 double-figure tackle games, including 15 in a row to end his career

2016 (Missouri State):

- Credited with 142 tackles, 8.0 tackles for loss, six passes defended, three forced fumbles and two interceptions in 11 games
- Earned NCAA Division I FCS Consensus All-America honors as one of the nation's top linebackers his senior year
- Led all FCS players in total tackles per game (12.9) and was second nationally in solo tackles per game (7.7)
- Finalist for Buck Buchanan Award as top defensive player in DI FCS football (finished third) First-team All-America selection by Associated Press, AFCA, Walter Camp Football Foundation, STATS Inc., HERO Sports, and FCS ADA

2015 (Missouri State):

- Had a stellar junior campaign in which he earned All-MVFC First-Team honors and led the conference with 152 total tackles
- Was the MVFC leader in tackles per game (13.8), which ranked third among all NCAA Division I FCS defenders

- Logged 9 double-digit tackle games and averaged 6.6 solo tackles per game, which was tops in the conference and No. 5 nationally

2014 (Missouri State):

- Started all 12 games as a sophomore and earned All-MVFC honorable mention honors
- Brought down 92 ball carriers which ranked second on the team and 11th in the MVFC
- His 14.5 tackles for loss were 5th in the MVFC and 56th nationally

2013 (Missouri State):


- Started all 12 games at Sam linebacker as a redshirt freshman
- Was MSU's only freshman player on the MVFC All-Newcomer Team
- Ranked 26th in the MVFC in tackles per game (5.9) and was 5th on the club in total stops (68) while ranking 2nd among all Bears in tackles for loss (6.0)

2012 (Missouri State):

- Redshirted the season and earned MSU Defensive Scout Team Player of the Year by the coaches

PERSONAL:

- Attended Logan-Rogersville (Mo.) High School
- A Missouri Class 3 consensus all-state running back after compiling 2,002 rushing yards on 225 carries for 33 touchdowns for the state champions in 2011
- Registered 102 total tackles, 7 for loss and a pair of interceptions as a senior at linebacker
- Named MHSFCA Offensive Player of the Year in 2011 as well as Central Ozarks Co-Offensive Player of the Year and SWMFCA Offensive Player of the Year
- Son of Tacoma Bailey and Traci Cole of Rogersville, Mo.
- Has three siblings: Devon, Daelyn and Danae



ZACH CONQUE

(KONK)

TIGHT END | 6-6 | 240 | STEPHEN F. AUSTIN

Hometown: Little Rock, Ark. | Rookie | Age: 23

Acquired: CFA-'17 | 2016 GP/GS (Playoffs): 0/0 (0/0) | Career GP/GS (Playoffs): 0/0 (0/0)

Teams: Houston 2017

86

TRANSACTIONS:

Signed by the Houston Texans as a college free agent on May 12, 2017.

CAREER AT STEPHEN F. AUSTIN AND TEXAS-SAN ANTONIO:

- Played three seasons (2014-16) at Stephen F. Austin State University in Nacogdoches, Texas after transferring from the University of Texas at San Antonio (Texas)
- Played one season at UTSA (2013) after redshirting the 2012 campaign
- Saw action in 35 games with 33 starts at quarterback for SFA
- Closed his SFA with 6,867 passing yards with 46 touchdowns with 1,602 rushing yards and 34 touchdowns
- Finished his career ranked among the all-time Lumberjack leaders in eight statistical categories
- His father, Clint, was the head coach at SFA

2016 (Stephen F. Austin):

- Played in all 11 games (10 starts) for the Lumberjacks and garnered honorable mention All-Southland Conference honors
- Threw for 2,201 yards and 15 touchdowns, completing 185 of his 379 passes
- Rushed 112 times for 422 yards additionally with 10 touchdowns, giving him 2,623 yards of total offense with 25 touchdowns
- His 25 touchdowns were the second-most of any Southland Conference player

2015 (Stephen F. Austin):

- Honorable mention All-Southland Conference selection
- Completed 177-of-303 passes for 1,933 yards and 16 touchdowns in 11 games (10 starts)
- Also rushed 139 times for 554 yards and 11 touchdowns, giving him 2,487 yards of total offense and 27 touchdowns

- Accounted for the most touchdowns of any Southland Conference player in 2015
- Ranked among SLC leaders in five statistical categories, including third in passing yards per game (175.7) and fourth in total offense per game (226.1)

2014 (Stephen F. Austin):

- 2014 Southland Conference Newcomer of the Year
- Named All-SLC honorable mention selection and 2014 Dave Campbell's Texas Small School Player of the Year
- Started all 13 games at quarterback, completing 249-of-385 passes (64.7%) for 2,733 yards and 15 touchdowns
- His 2,733 yards on the season ranks eighth all-time in program history while his 249 completions ranks ninth
- Also rushed for 626 yards and 13 touchdowns on the season, giving him 3,359 yards of total offense on the year, ranking seventh in program history

2013 (Texas-San Antonio):

- Played in one game as a redshirt freshman at UTSA

2012 (Texas-San Antonio):

- Redshirted the season at UTSA

PERSONAL:

- Attended Catholic High School in Little Rock, Ark.
- Threw for over 5,000 yards and 38 touchdowns during his prep career while rushing for 800 yards and 15 touchdowns
- Runner-up for Arkansas' Gatorade Player of the Year
- Son of Clint and Angele Conque



T.J. DANIEL

DEFENSIVE END | 6-6 | 280 | OREGON

Hometown: Oakland, Calif. | **Rookie** | **Age:** 23

Acquired: CFA-'17 | **2016 GP/GS (Playoffs):** 0/0 (0/0) | **Career GP/GS (Playoffs):** 0/0 (0/0)

Teams: Houston 2017

60

TRANSACTIONS:

Signed by the Houston Texans as a college free agent on May 12, 2017.

CAREER AT OREGON:

- Played four seasons (2012, 2014-16) at the University of Oregon in Eugene, Ore.
- Redshirted the 2013 campaign while he converted from tight end to defensive line
- Registered 37 total tackles (18 solo), 5.5 tackles for loss, 4.0 sacks and two passes defended in 45 career games

2016 (Oregon):

- Started twice but saw action in 11 games during the season
- Recorded 17 tackles (11 solo) with three tackles for loss for 24 yards
- Awarded the Elmer Sahlstrom Award and the Senior Academic Award for his academic achievements

2015 (Oregon):

- Appeared in 10-of-13 games, contributing tackles in two of them
- Contributed on special teams while adding to the depth along the defensive line
- Earned second-team Pac-12 academic all-conference recognition

2014 (Oregon):

- Appeared in all 15 games while providing depth along the defensive line
- Recorded 14 tackles on the year, including a career-high five tackles and a quarterback sack in the Ducks' regular-season matchup vs. Arizona (10/2) while taking part in a season-high 52 snaps

2013 (Oregon):

- Redshirted his second season to allow him to adjust to the defensive line after being converted from tight end
- Named the Ducks' Defensive Scout Team Player of the Year following the season

2012 (Oregon):

- Appeared in nine of the first 10 games, primarily on special teams
- Credited with first collegiate tackle in win vs. Arizona (9/22)

PERSONAL:

- Attended Bishop O'Dowd High School in Oakland, Calif.
- Lettered twice and recorded 63 tackles and 7.5 sacks on the defensive side of the ball while adding 28 receptions for 437 yards and nine touchdowns as a tight end his senior season
- Helped team to 9-3 record (7-0 in conference) under head coach and former NFL All-Pro linebacker Hardy Nickerson
- An all-Hayward Area Athletic League performer on both offense and defense as a senior
- Posted 25 total tackles and 4.5 sacks to go with six catches for 89 yards and a touchdown as a junior



MATTHEW GODIN

(GO-din)

DEFENSIVE END | 6-6 | 295 | MICHIGAN

Hometown: Novi, Mich. | **Rookie** | **Age:** 23

Acquired: CFA-'17 | **2016 GP/GS (Playoffs):** 0/0 (0/0) | **Career GP/GS (Playoffs):** 0/0 (0/0)

Teams: Houston 2017

69

TRANSACTIONS:

Signed by the Houston Texans as a college free agent on May 12, 2017.

CAREER AT MICHIGAN:

- Played four seasons (2013-16) at the University of Michigan in Ann Arbor, Mich. after redshirting the 2012 campaign
- Graduated from the College of Literature, Science and the Arts, with a degree in general studies
- Four-year letterman who appeared in 41 career games along the defensive line, making 16 starts
- Tallied 54 tackles, 4.5 tackles for loss and three sacks during his career

2016 (Michigan):

- All-Big Ten honorable mention (coaches)
- Played in all 13 games and made 12 starts at defensive tackle
- Logged a career-high 26 total tackles and two tackles for loss, and matched a career high with one sack

2015 (Michigan):

- Appeared in 11 games and made four starts at defensive line
- Recorded 17 total tackles (five solo) and a half-sack
- Made his first career start at Utah (9/3) and tallied a career-best three tackles

2014 (Michigan):

- Appeared in eight games and tallied nine tackles, 1.5 tackles for loss, 1.0 sack and his first career interception

2013 (Michigan):

- Earned first varsity letter after appearing in seven games as a reserve defensive lineman
- Also contributed on special teams

2012 (Michigan):

- Redshirted the season

PERSONAL:

- Attended Detroit Catholic Central High School in Novi, Mich.
- Helped lead team to a 12-2 record and the Michigan Division I state title game as a senior
- Recorded 70 tackles, including 18 stops for loss and nine sacks as a senior
- Associated Press Michigan all-state first team as a senior
- Named to the 2011 Detroit Free Press Dream Team and the Detroit News Blue Chip List as a senior
- A three-year letterman in track and field
- Father, Kevin, brother, Jonathan and sister, Jackie, all attended Michigan



DEANTÉ GRAY

WIDE RECEIVER | 5-10 | 185 | TEXAS CHRISTIAN

Hometown: Houston, Texas | Rookie | Age: 23

Acquired: CFA-'17 | 2016 GP/GS (Playoffs): 0/0 (0/0) | Career GP/GS (Playoffs): 0/0 (0/0)

Teams: Houston 2017

16

TRANSACTIONS:

Signed by the Houston Texans as a college free agent on May 12, 2017.

CAREER AT TEXAS CHRISTIAN:

- Played four seasons (2012-14, 2016) at Texas Christian University in Fort Worth, Texas
- Redshirted the 2015 season due to injury
- Played in 48 career games with the Horned Frogs and caught 54 passes for 857 yards and eight touchdowns
- Also logged 576 kick return yards on 27 career returns and 147 punt return yards and one touchdown on eight returns

2016 (Texas Christian):

- Played in 12 games and made four starts (three at receiver, one at cornerback)
- Named a second-team Academic All-Big 12 selection
- Caught 10 passes for 119 yards and rushing five times for 37 yards
- Also returned 19 kicks for 427 yards, with a long of 57 coming at Texas (11/25)

2015 (Texas Christian):

- Redshirted the season due to injury

2014 (Texas Christian):

- Ranked second on TCU in touchdown catches (8), third in receiving yards (582) and fourth in receptions (36)
- Had at least one reception in all 11 contests he appeared in
- Notched a touchdown catch in six different games
- Added eight carries for 88 yards on the season and returned six kickoffs for 105 yards

2013 (Texas Christian):


- Contributed at both wide receiver and cornerback
- Seven of his eight receptions on the season came in the opening three games
- Placed second on the team with his 19.5 yards per reception
- Nine of his 10 tackles on the season came in the final six contests

2012 (Texas Christian):

- Saw action in all 13 games on special teams and provided depth in the secondary
- Named to ESPN.com's Big 12 All-Freshman Team
- His 157 punt return yards, on just seven attempts, were second on TCU to only Skye Dawson (160)
- Averaged 22.4 yards per return and had TCU's lone punt return touchdown
- Burst onto the scene in his debut with a 70-yard touchdown on his first collegiate touch in the season opener against Grambling State

PERSONAL:

- Attended Westside High School in Houston
- Ranked as the No. 98 wide receiver in the country and No. 13 in Texas coming out of high school
- Totaled 24 receptions for 354 yards and two touchdowns as a senior
- Averaged 16.6 yards on 15 rushing attempts
- Tallied 38 catches for 400 yards and five scores his junior year
- Recorded 46 receptions for 509 yards and four touchdowns as a sophomore
- Also lettered in track and field



JUSTIN HARDEE

WIDE RECEIVER | 6-1 | 200 | ILLINOIS

Hometown: Cleveland, Ohio | Rookie | Age: 23

Acquired: CFA-'17 | 2016 GP/GS (Playoffs): 0/0 (0/0) | Career GP/GS (Playoffs): 0/0 (0/0)

Teams: Houston 2017

19

TRANSACTIONS:

Signed by the Houston Texans as a college free agent on May 12, 2017.

CAREER AT ILLINOIS:

- Played four seasons (2012-14, 2016) at Texas Christian University in Fort Worth, Texas
- Redshirted the 2015 season due to injury
- Played in 48 career games with the Horned Frogs and caught 54 passes for 857 yards and eight touchdowns
- Also logged 576 kick return yards on 27 career returns and 147 punt return yards and one touchdown on eight returns

2016 (Illinois):

- Started all 12 games at wide receiver
- Finished second on the team with 314 receiving yards and third with 25 receptions, including three grabs of 30-plus yards
- Three receptions of 30+ yards
- Averaged 2.1 receptions and 26.2 yards per game
- Career highs in receptions (9) and receiving yards (125) in the season finale at Northwestern
- Earned Academic All-Big Ten recognition

2015 (Illinois):

- Redshirted the season due to injury

2014 (Illinois):

- Played in all 13 games, starting eight
- Tallied 19 catches for 240 yards (12.6 avg.) on the season
- Named team's Offensive Skill Points Award recipient

- Caught a career-high six passes for 110 yards, including a go-ahead 62-yard touchdown pass with 12:27 left in the fourth quarter, vs. Western Kentucky (9/6)

2013 (Illinois):

- Played in all 12 games and started one
- His start against Wisconsin was the second of his career
- Had 11 catches for 95 yards (8.6 avg.) on the season

2012 (Illinois):

- Played in all 12 games, making one start, the first of his career, vs. Louisiana Tech (9/22)
- Had 17 catches for 192 yards, including a long of 48, on the season
- Recorded his first career reception for 17 yards at Arizona State (9/8)
- Made Illini debut and recorded one special teams tackle during season-opening win vs. Western Michigan (9/1)

PERSONAL:

- Attended Glenville High School in Cleveland
- A two-star recruit by Scout.com and Rivals.com
- Third-team Northeast Lakes All-District selection in 2011
- Played in Next Level Northeast Ohio All-Star Game
- Member of 2009 team that played in the Division 1 state title game
- Also ran track at Glenville, winning a 2011 OHSA State Championship in the 4x400m relay
- High school coach was Ted Ginn Sr.
- Son of Arthur Hardee and the late Estella Perryman
- Earned bachelor's degree in communication from Illinois in December 2014 and currently is enrolled in the recreation, sport and tourism master's program



RICKEY HATLEY

NOSE TACKLE | 6-4 | 320 | MISSOURI

Hometown: Atlanta, Texas | **Rookie** | **Age:** 23

Acquired: CFA-'17 | **2016 GP/GS (Playoffs):** 0/0 (0/0) | **Career GP/GS (Playoffs):** 0/0 (0/0)

Teams: Houston 2017

97

TRANSACTIONS:

Signed by the Houston Texans as a college free agent on May 12, 2017.

CAREER AT MISSOURI:

- Played four seasons (2013-16) at the University of Missouri in Columbia, Mo. after redshirting the 2012 campaign
- Finished his Tigers career with 67 total tackles (35 solo), 6.5 tackles for loss, 3.0 sacks and one forced fumble in 45 games (19 starts)

2016 (Missouri):

- Started all 12 games and totaled 28 tackles (18 solo) with a sack and two quarterback hurries
- Earned the team's J. Ed 'Brick' Travis Interior Lineman of the Year Award

2015 (Missouri):

- Appeared in 11 games for Mizzou and missed one due to injury
- Tallied 27 tackles (nine solo) in his first year as a starter along the defensive line (seven starts)
- Added 4.5 tackles for loss and his second career sack with a quarterback hurry

2014 (Missouri):

- Played in all 14 games for the Tigers, tallying 11 tackles (seven solo) with a sack and a forced fumble
- Tallied his first career sack vs. UCF (9/13) and forced a fumble on that play

2013 (Missouri):

- Appeared in eight games, finishing with one tackle for the season

2012 (Missouri):

- Redshirted the season

PERSONAL:

- Attended Atlanta (Texas) High School
- Won first-team all-district and first-team all-area honors as a senior as well as taking home second-team all-state honors according to the Associated Press
- Rated a first-team all-state pick by the Texas Sports Writers Association
- Three-sport standout who was also a three-year letterman in basketball and track, winning a district championship in the shot put and discus
- Parents are Rickey and Latisha Hatley
- Enjoys fishing and riding horses
- Majored in physical therapy at Missouri



SHAQ HILL

WIDE RECEIVER | 5-10 | 180 | EASTERN WASHINGTON

Hometown: Stockton, Calif. | **Rookie** | **Age:** 24

Acquired: CFA-'17 | **2016 GP/GS (Playoffs):** 0/0 (0/0) | **Career GP/GS (Playoffs):** 0/0 (0/0)

Teams: Houston 2017

18

TRANSACTIONS:

Signed by the Houston Texans as a college free agent on May 12, 2017.

CAREER AT EASTERN WASHINGTON:

- Played five seasons (2012-16) at Eastern Washington University in Cheney, Wash. after redshirting the 2011 campaign
- Granted a medical redshirt for the 2015 season after sustaining an injury in the opener
- Became the first Eastern player in school history to see action in four years and win Big Sky titles each year, with a collective record of 46-11 overall and 30-2 in the league.
- Played in a school-record 55 games in his career, starting 25 as a wide receiver
- Finished with 178 career catches to rank eighth in school history, good for 2,818 yards (seventh) and 32 touchdowns (fifth)
- Broke the school record for career kickoff return yards with a total of 2,280 yards

2016 (Eastern Washington):

- Earned second team All-America honors from Hero Sports and third team from College Sports Madness
- Was also selected to the All-Big Sky Conference first team – the fourth time in his career he was honored by the league
- Led the FCS with 17 touchdown catches to go along with 77 receptions for 1,157 yards

2015 (Eastern Washington):

- Caught four passes for 49 yards and a touchdown at Oregon (9/5) before sustaining an injury that ended his season

2014 (Eastern Washington):

- Earned third team All-Big Sky honors as a wide receiver

- Was Eastern's third-leading receiver with 52 catches for 706 yards and five touchdowns, and also returned 21 kickoffs for a 27.1 average and a touchdown
- Played in 12 games, including nine as a starter

2013 (Eastern Washington):

- Earned honorable mention All-Big Sky honors as a wide receiver
- Started four games as a wide receiver and played in 10 others in Eastern's regular rotation
- Finished with 38 grabs for 790 yards and nine scores, with an average of 20.8 yards per catch

2012 (Eastern Washington):


- Member of the College Sports Journal Freshman All-America team and earned honorable mention All-Big Sky Conference honors in 2012
- Finished ranked 17th in FCS and third in the Big Sky with an average of 26.8 yards per kickoff return
- On EWU's single-season leaders lists, finished the 2012 season in the top 10 in kickoff returns (third, 34), kickoff return yards (second, 912) and kickoff return average (10th, 26.8)

2011 (Eastern Washington):

- Redshirted the season

PERSONAL:

- Attended Brookside Christian High School in Stockton, Calif.
- As a senior in 2010, he rushed for 658 yards and seven touchdowns and had 41 receptions for 1,188 yards (29.0 average per catch) and 17 touchdowns
- Helped lead Brookside Christian to a its first Sac-Joaquin Section Division VI championship
- Parents are Parris and Tish Hill



BRYCE JONES

CORNERBACK | 6-0 | 180 | AKRON

Hometown: University Heights, Ohio | Rookie | Age: 22
Acquired: CFA-'17 | 2016 GP/GS (Playoffs): 0/0 (0/0) | Career GP/GS (Playoffs): 0/0 (0/0)
Teams: Houston 2017

37

TRANSACTIONS:

Signed by the Houston Texans as a college free agent on May 16, 2017.

CAREER AT AKRON AND BOSTON COLLEGE:

- Played one season (2016) at the University of Akron (Ohio) after transferring from Boston (Mass.) College, where he played the 2013-14 campaigns
- Sat out the 2015 season to fulfill NCAA transfer rules

2016 (Akron):

- Played all 12 games and logged 50 tackles, three tackles for loss and nine pass breakups in his lone season at Akron

2015 (Akron):

- Sat out the season to fulfill NCAA transfer rules

2014 (Boston College):

- Started in first five games and registered 20 tackles, including 17 solo stops ... recorded four tackles with a pass breakup against Pittsburgh

2013 (Boston College):

- Started all 13 games at cornerback and also saw action as a return specialist
- Tallied 62 total tackles, including 44 solo stops, 4.5 tackles for a loss of nine yards, two interceptions and three fumble recoveries
- Returned two punts for one yard and one kickoff for 20 yards

2012 (Boston College):

- Played in all 12 games
- Saw action on 278 plays on the season between defense and special teams
- Recorded 15 tackles (10 solo) on the year
- Returned four kickoffs for 96 yards (24.0 avg.)

PERSONAL:

- Two-way player for head coach Jeff Rotsky at Cleveland Heights High School in University Heights, Ohio
- Earned Lake Erie League and team Most Valuable Player honors as a senior defensive back and quarterback in 2011
- Amassed 1,388 yards and 12 touchdowns through the air and registered 350 yards and seven touchdowns on the ground during his senior season
- Also tallied 27 tackles, six pass breakups and two interceptions on defense
- Helped lead the Tigers to a 9-1 season in 2011 with an undefeated 9-0 regular season, winning the Lake Erie League title and the first playoff appearance in the school's history
- Crowned 2012 State Indoor Champion in the long jump and 2012 Lake Erie League Champion in the 110 and 300 hurdles, and the long jump earning All-League Honors and league MVP
- Set school records in the 110 hurdles and long jump
- Parents are Karen and Albert Jones
- Has two older brothers, Chaz and Aric, and younger sister, Dia
- Brother, Chaz, played running back at Virginia Military Institute



RILEY McCARRON

WIDE RECEIVER | 5-9 | 185 | IOWA

Hometown: Dubuque, Iowa | Rookie | Age: 24
Acquired: CFA-'17 | 2016 GP/GS (Playoffs): 0/0 (0/0) | Career GP/GS (Playoffs): 0/0 (0/0)
Teams: Houston 2017

83

TRANSACTIONS:

Signed by the Houston Texans as a college free agent on May 12, 2017.

CAREER AT IOWA:

- Played four seasons (2013-16) at the University of Iowa in Iowa City, Iowa after redshirting the 2012 campaign
- Hauled in 50 passes for 584 yards and five touchdowns in 46 career games played
- Also returned 19 punts for 179 yards and a touchdown and five kickoffs for 153 yards

2016 (Iowa):

- Named Academic All-Big Ten for fourth year and earned honorable mention All-Big Ten by Big Ten coaches and media
- Started 12 games while playing in all 13
- Led the Hawkeyes in receiving with career-bests of 42 catches for 517 yards and four touchdowns
- Averaged 21.1 yards on seven punt returns with one touchdown, and recorded one kickoff return for 54 yards

2015 (Iowa):

- Saw action in all 14 games and made one start
- Tallied five receptions for 56 yards and one touchdown on the season

2014 (Iowa):

- Missed first three games of the season due to preseason injury and final three regular season games due to illness
- Appeared in seven games as a reserve and on special teams but did not record any statistics

2013 (Iowa):

- Saw action in 12 games, recording three receptions for 11 yards and eight yards on three punt returns
- Earned his first Academic All-Big Ten recognition

2012 (Iowa):

- Redshirted the season after joining the team as a walk-on

PERSONAL:

- Attended Wahlert Catholic High School in Dubuque, Iowa
- Earned second-team all-state honors as a senior and was first team all-conference as sophomore, junior and senior
- Holds school records for touchdowns in a game (six), points in a game (36), touchdown passes in a season (17) and career punt return yards (502)
- Set conference record for season punt return average (26.9 yards)
- Also holds school record in long jump
- As a senior in 2011, completed 113-of-205 pass attempts for 1,749 yards and 17 touchdowns while rushing 112 times for 866 yards and five touchdowns
- Recorded 45 tackles and five interceptions as a senior, while gaining 263 yards on eight punt returns
- Also lettered in basketball, track and baseball
- State long jump champion as a sophomore and junior
- Won state title in 100-meter dash as a junior after placing second as a sophomore
- Parents are Michelle and Steve McCarron



DARE OGUNBOWALE (DARR-ay oh-goon-bo-WALL-ay)

RUNNING BACK | 5-11 | 205 | WISCONSIN

Hometown: Milwaukee, Wis. | **Rookie** | **Age:** 23

Acquired: CFA-'17 | **2016 GP/GS (Playoffs):** 0/0 (0/0) | **Career GP/GS (Playoffs):** 0/0 (0/0)

Teams: Houston 2017

44

TRANSACTIONS:

Signed by the Houston Texans as a college free agent on May 16, 2017.

CAREER AT WISCONSIN:

- Played four seasons (2013-16) at the University of Wisconsin – Madison (Wisc.) after redshirting the 2012 campaign
- Rushed for 1,518 yards and 13 touchdowns on 319 carries in 49 career games (10 starts)
- Also caught 60 passes for 507 yards and two touchdowns
- Began his career as a walk-on defensive back before making the switch to running back two weeks into the 2014 season
- Part of winningest senior class in school history, posting a record of 41-13 (.759), including a 26-7 (.788) mark in Big Ten play and three consecutive bowl wins
- Graduated in December 2016 with a degree in economics

2016 (Wisconsin):

- Earned fourth letter, playing in all 14 games
- Carried 91 times for 506 yards and five touchdowns and caught 24 passes for 208 yards and a touchdown

2015 (Wisconsin):

- Played in all 13 games and made 10 starts at running back
- Led the Badgers with 194 carries for 819 yards and 7 touchdowns
- Also caught 36 passes for 299 yards and a touchdown

2014 (Wisconsin):

- Saw action in all 14 games
- Switched from cornerback to running back following game vs. Western Illinois on Sept. 6

- Also saw significant action on special teams
- Logged carries in six games, rushing 34 times for 193 yards (5.7 average) and a touchdown
- Recorded 10 total tackles and was the Badgers' second-leading tackler on special teams with nine stops

2013 (Wisconsin):

- Played in eight games on special teams and finished the season with three total tackles

2012 (Wisconsin):

- Redshirted the season

PERSONAL:

- Attended Marquette University High School in Milwaukee
- As a senior, named all-conference at defensive back after recording 38 tackles, two interceptions, two forced fumbles and two fumble recoveries
- Also earned letters in basketball and track and was a two-time basketball defensive player of the year
- Mother, Yolanda, played softball at DePaul
- Father, Gregory, grew up in Nigeria before coming to U.S. to pursue college degrees
- Sister, Arike, was three-time Wisconsin state player of the year and McDonald's All-American in high school and plays basketball at Notre Dame
- Cousin, Diamond Stone, was Wisconsin state player of the year in boys' basketball and played at Maryland in 2015-16 before being selected in 2016 NBA Draft
- Interned with Merrill Lynch during the summer of 2016



DAYON PRATT

OUTSIDE LINEBACKER | 6-4 | 240 | EAST CAROLINA

Hometown: Washington, D.C. | **Rookie** | **Age:** 24

Acquired: CFA-'17 | **2016 GP/GS (Playoffs):** 0/0 (0/0) | **Career GP/GS (Playoffs):** 0/0 (0/0)

Teams: Houston 2017

58

TRANSACTIONS:

Signed by the Houston Texans as a college free agent on May 12, 2017.

CAREER AT EAST CAROLINA:

- Played four seasons (2013-16) at East Carolina University in Greenville, N.C. after redshirting the 2012 campaign
- Tallied 110 career tackles (62 solo) with 9.5 tackles for loss, four pass breakups, four forced fumbles and 2.5 sacks in 37 career games (11 starts)
- Recorded at least one stop in 28-of-37 contests and registered multiple tackles 24 times

2016 (East Carolina):

- Started all 10 games he appeared in
- Earned program defensive MVP honors in 2016 after leading the team in tackles for loss (7.5), sacks (2.5) and forced fumbles (three)
- Ranked fourth on the team with 61 tackles (34 solo)

2015 (East Carolina):

- Saw action in six contests and made one start
- Credited with 10 tackles (four solo) and his first career fumble recovery
- Logged his first career start at Central Florida (11/19)

2014 (East Carolina):

- Appeared in 12 of 13 games as a reserve linebacker and special teams contributor
- Tallied 33 tackles (20 solo) with a team-best 18 stops coming as a member of special teams unit
- Part of a Pirate defense that allowed just 32 fourth quarter points in American Athletic Conference action (outscored opponents 109-32)

2013 (East Carolina):

- Selected to the Conference USA All-Freshman Team
- Played in nine contests as a reserve linebacker and on special teams
- Tallied six tackles (four solo) and forced a fumble

2012 (East Carolina):

- Redshirted the season

PERSONAL:

- Attended Calvin Coolidge High School in Washington, D.C.
- A two-way standout for the Colts who played both defensive end and wide receiver/tight end
- Senior squad was 8-3 and earned a berth in the D.C. Interscholastic Athletic Association championship game before falling to Dunbar 33-21
- Coolidge posted a 4-1 league mark during final campaign
- Named to the Washington Post All-Met Team (honorable mention) as a senior after hauling in 27 passes for 484 yards and nine touchdowns
- Defensively, booked 62 tackles and totaled 6.5 sacks for 58 yards lost and a pair of multi-sack contests as a team captain
- Played for head coach Natalie Randolph, a receiver for six years with the D.C. Divas of the National Women's Football Association, and reportedly, the only female varsity football coach in the nation at that time
- Rated by ESPN.com as the eighth-best recruit in the Washington D.C. area
- Also ran track for Coolidge
- Prefers the nickname of 'Stickz'
- Graduated with a degree in criminal justice in May 2016



GIMEL PRESIDENT

(juh-MEEL)

OUTSIDE LINEBACKER | 6-4 | 275 | ILLINOIS

Hometown: Mt. Pleasant, S.C. | **Rookie** | **Age:** 24

Acquired: CFA-'17 | **2016 GP/GS (Playoffs):** 0/0 (0/0) | **Career GP/GS (Playoffs):** 0/0 (0/0)

Teams: Houston 2017

53

TRANSACTIONS:

Signed by the Houston Texans as a college free agent on May 12, 2017.

CAREER AT ILLINOIS AND AUBURN:

- Played one season (2016) at the the University of Illinois in Champaign, Ill. after transferring from Auburn (Ala.) University, where he played the 2013-15 campaigns
- Redshirted the 2012 season at Auburn
- Was granted immediate eligibility at Illinois after graduating from Auburn
- Tallied 45 tackles, 7.0 tackles for loss and 3.0 sacks during his three seasons at Auburn

2016 (Illinois):

- Played in all 12 games with one start on the defensive line in his lone season at Illinois
- Tallied 40 tackles (19 solo) and 4.5 sacks on the season and finished third on the team with 12.5 tackles for loss

2015 (Auburn):

- Played in 10 games as a reserve defensive end
- Registered 12 tackles, 2.0 tackles for loss and 2.0 sacks for the Tigers

2014 (Auburn):

- Played in 12 games and made nine starts
- Set career marks with 30 tackles andn 5.0 tackles for loss and added 1.0 sack in 12 games (nine starts) in his redshirt sophomore season

2013 (Auburn):

- Played in three games for the SEC Champions and totaled three tackles and 1.0 tackle for loss

2012 (Auburn):

- Redshirted the season

PERSONAL:

- Attended Wando High School in Mount Pleasant, S.C.
- Selected to ESPN All-South Carolina Team prior to senior season
- Named to the 2012 Parade All-America team
- Participated in the 2011 Shrine Bowl of the Carolinas following his senior season
- Recorded 77 tackles, including 24 tackles for loss, 5.0 sacks, three forced fumbles, three fumble recoveries and 11 pass breakups as a senior
- As a junior, recorded 83 tackles (37 solo) and three tackles for loss
- Son of Zola and Delores Simmons
- Graduated from Auburn with a degree in fitness, conditioning and performance



DANIEL ROSS

DEFENSIVE END | 6-4 | 310 | NORTHEAST MISSISSIPPI CC

Hometown: Louisville, Ky. | **Rookie** | **Age:** 24

Acquired: CFA-'17 | **2016 GP/GS (Playoffs):** 0/0 (0/0) | **Career GP/GS (Playoffs):** 0/0 (0/0)

Teams: Houston 2017

67

TRANSACTIONS:

Signed by the Houston Texans as a college free agent on May 12, 2017.

CAREER:

- Spent time with the Edmonton Eskimos (2014, 2016) and Saskatchewan Roughriders (2016) of the Canadian Football League (CFL)
- Sat out the 2015 season with an injury
- Signed his first CFL contract when he was just 20 years old

COLLEGE:

- Played two seasons (2012-13) at Northeast Mississippi Community College in Booneville, Miss.
- As a sophomore in 2013, recorded a defensive line team-high 45 total tackles, 9.5 tackles for loss, one sack and one forced fumble for the Tigers
- Appeared in seven games as a freshman in 2012 and notched 21 total tackles, 5.5 tackles for loss and 1.5 sacks on the season

PERSONAL:

- Attended Jefferstontown High School in Louisville, Ky.
- Began playing football as a sophomore in high school
- Was also a standout basketball player for the Chargers, and at one time was ranked as the No. 2 forward/center prep prospect in the state of Kentucky
- Given the nickname "Baby LeBron" during his basketball career
- Parents are Delain Hunter and Robert Ross
- Has four brothers: Patrick Ross, Camden McCroskey, DeOntae Ross and Cody Russell



MALIK SMITH

SAFETY | 6-0 | 190 | SAN DIEGO STATE

Hometown: Compton, Calif. | Rookie | Age: 21

Acquired: CFA-'17 | 2016 GP/GS (Playoffs): 0/0 (0/0) | Career GP/GS (Playoffs): 0/0 (0/0)

Teams: Houston 2017

36

TRANSACTIONS:

Signed by the Houston Texans as a college free agent on May 12, 2017.

CAREER AT SAN DIEGO STATE:

- Played four seasons (2013-16) at San Diego (Calif.) State University
- Registered 211 tackles (120 solo), 11.5 tackles for loss, 32 passes defended and eight interceptions in 53 career games (38 starts)
- Started the final 38 games from 2014 to 2016 and earned honorable mention all-MW accolades in both 2014 and 2015 and second-team honors in 2016

2016 (San Diego State):

- Earned second-team all-MW honors
- Amassed 58 tackles (33 solo) on the season in 14 starts, including three tackles for loss, a 28-yard interception for a touchdown, seven pass breakups and a quarterback hurry
- Prior to the season, was named a preseason Mountain West second-team pick by Lindy's Sports and a third-team selection by Phil Steele's 2016 College Football Preview and Athlon Sports

2015 (San Diego State):

- Named an honorable-mention all-Mountain West selection by the league's coaches and media for the second straight year
- Started each of the team's 14 games and made 77 tackles with five tackles for loss, a team-high nine pass breakups, five interceptions, a forced fumble, a fumble recovery and a quarterback hurry
- Had an interception in three straight games from Oct. 23-Nov. 14, which was tied for the third-longest streak in FBS all season, and had all five of his picks over his final seven games

2014 (San Diego State):

- Named an honorable-mention all-Mountain West selection by the league's coaches and media
- Started all 13 of the team's games and tallied 55 tackles (29 solo), seven pass breakups, 3.5 tackles for loss, three interceptions, a fumble recovery and a quarterback hurry

2013 (San Diego State):

- Played in 12 games off the bench as a true freshman
- Registered 21 tackles (14 solo)

PERSONAL:

- Attended Manuel Dominguez High School in Compton, Calif.
- Full name is Malik Tyrese Benjaunzay Smith
- Son of Larry Washington and Porsha Barnes, and raised by Latanya Brooks
- Majored in criminal justice while attending SDSU



CHRIS THOMPSON

WIDE RECEIVER | 6-0 | 170 | FLORIDA

Hometown: Gainesville, Fla. | Rookie | Age: 23

Acquired: CFA-'17 | 2016 GP/GS (Playoffs): 0/0 (0/0) | Career GP/GS (Playoffs): 0/0 (0/0)

Teams: Houston 2017

14

TRANSACTIONS:

Signed by the Houston Texans as a college free agent on May 16, 2017.

CAREER AT FLORIDA:

- Played four seasons (2013-16) at the University of Florida in Gainesville, Fla.
- Appeared in 41 games (three starts) and logged 16 kick returns for 355 yards and nine receptions for 78 yards
- Also made 12 total tackles (five solo) as a reserve defensive back

2016 (Florida):

- Appeared in 11 games and played multiple roles throughout the season
- Served as a wide receiver, kick returner, gunner on special teams and a reserve defensive back in the Outback Bowl vs. Iowa (1/2/17)
- Totaled 13 kick returns on the season (most on the team) for 283 yards and a long of 33
- Tallied seven tackles on special teams

2015 (Florida):

- Played in 13 games and started twice at wide receiver
- A key member of several special teams units, totaling nine tackles on year
- Caught five passes for 48 yards on the season

2014 (Florida):

- Played in 10 games on the season
- Caught two passes for 17 yards on the year
- Named the Special Teams Player of the Game and earned the Hard Hat award against Vanderbilt for his play on special teams

2013 (Florida):

- Played in seven games as a true freshman and started the final game against Florida State at wide receiver
- Saw time as a backup in the receiver rotation and on special teams on the punt block unit
- Caught two passes for 13 yards on the season
- Earned the Most Valuable Special Teams Scout Team Award

PERSONAL:

- Attended Gainesville (Fla.) High School
- Named first-team all-area wide receiver by The Gainesville Sun after helping the Purple Hurricanes to a 14-1 record and berth in the Class 6A state title game in 2012
- Reached the Regional Finals in 2011 after a 12-3 record
- GHS had a 47-9 record in his four years
- Logged 26 catches for 489 yards and 4 touchdowns as a sophomore
- Was a Gainesville Sun first-team all-area selection in track & field
- Coached by James Thomson



DEE VIRGIN

CORNERBACK | 5-10 | 205 | WEST ALABAMA

Hometown: Donalsonville, Ga. | Rookie | Age: 23

Acquired: CFA-'17 | 2016 GP/GS (Playoffs): 0/0 (0/0) | Career GP/GS (Playoffs): 0/0 (0/0)

Teams: Houston 2017

32

TRANSACTIONS:

Signed by the Houston Texans as a college free agent on May 12, 2017.

CAREER AT WEST ALABAMA AND CHATTANOOGA:

- Played one season (2016) at the University of West Alabama in Livingston, Ala. after transferring from the University of Tennessee at Chattanooga (Tenn.), where he played the 2013-15 campaigns
- Redshirted the 2012 season at Chattanooga
- In three seasons at Chattanooga, played in 39 games (36 starts) and registered 133 total tackles (107 solo), 23 pass breakups, 8.0 tackles for loss and four interceptions
- Recorded 43 tackles, intercepted three passes, broke up seven and had 5.5 tackles for loss in his lone season at West Alabama in 2016

2016 (West Alabama):

- Tallied 43 tackles, three interceptions, seven pass breakups and had 5.5 tackles for loss as a senior
- Tabbed by GSC coaches as an All-Gulf South Conference performer

2015 (Chattanooga):

- A second-team All-SoCon performer
- Played in 13 games and made 40 total tackles (34 solo), 4.5 tackles for loss, a forced fumble and a fumble recovery
- Also served as the primary kickoff returner for the Mocs and logged 312 return yards on 15 attempts (20.8 avg.)
- Named a preseason third team All-American according to College Sports Madness

2014 (Chattanooga):

- First Team All-SoCon by the league coaches and second team according to the media
- Finished third in the SoCon with 12 passes defended
- Also recorded a career-high 55 total tackles, 2.5 tackles for loss and a pair of interceptions

2013 (Chattanooga):

- Saw action in nine games and made 12 starts
- Made 38 tackles, including 1.0 for a loss, and grabbed the first two interceptions of his career
- Tallied a team-high nine passes defended, which was good for fifth in the SoCon and tops among SoCon freshmen

2012 (Chattanooga):

- Redshirted the season

PERSONAL:

- All-state defensive back from Seminole County High School in Donalsonville, Ga.
- Played for head coach Alan Ingram
- GSWA 1A Second Team All-State pick after totaling 49 tackles and five interceptions
- Also had 377 yards rushing and nine touchdowns to go with 359 yards receiving and five receiving scores
- Nabbed a school-record 104-yard INT return for a touchdown
- Played in the Georgia North-South and the Georgia-Florida Border Wars All-Star games
- All-region in baseball and basketball
- Full name is Javaris Drequis Virgin
- Son of Andrew and Katrina Virgin
- Has an older brother, Dreak, and three younger siblings, Oshay, Dre and Kas



AVERY WILLIAMS

INSIDE LINEBACKER | 5-10 | 225 | TEMPLE

Hometown: Baltimore, Md. | Rookie | Age: 22

Acquired: CFA-'17 | 2016 GP/GS (Playoffs): 0/0 (0/0) | Career GP/GS (Playoffs): 0/0 (0/0)

Teams: Houston 2017

50

TRANSACTIONS:

Signed by the Houston Texans as a college free agent on May 12, 2017.

CAREER AT TEMPLE:

- Played four seasons (2013-16) at Temple University in Philadelphia after redshirting the 2012 campaign
- Recorded 154 total tackles (97 solo), 18.5 tackles for loss, 3.0 sacks, two forced fumbles, two fumble recoveries and an interception in 47 games played during his Owls career
- Converted from running back to linebacker during his redshirt freshman season in 2013

2016 (Temple):

- Put together a standout senior season in which he garnered All-American Athletic Conference Second Team honors
- Matched his career high with 14 games played and set new career marks with 66 total tackles (37 solo), 9.0 tackles for loss, two forced fumbles and two fumble recoveries
- Emerged as a starting strongside linebacker during camp

2015 (Temple):

- Shared the strongside linebacker and saw action in 14 games
- Notched 49 total tackles (28 solo), 6.0 tackles for loss and two pass breakups

2014 (Temple):

- Emerged from summer camp as the starter at strongside linebacker
- Played in nine games and registered 34 total tackles (27 solo) and his first career sack
- Injured in loss at Houston (10/17) and returned to the lineup four weeks later at Penn State (11/15)

2013 (Temple):

- Began the season as a running back but was converted to linebacker late in training camp
- Played in the first six games of the season, mostly on special teams
- Made the first six tackles of his career, all solo
- Injured his hamstring at Cincinnati (10/11) and missed two games

2012 (Temple):

- Redshirted the season

PERSONAL:

- Attended Archbishop Curley High School in Baltimore
- Played running back, wide receiver, linebacker, and defensive back for coach Sean Murphy
- A 2011 Private School All-State honoree and 2011 Baltimore Sun second-team All-State selection
- As a senior, rushed for 1,325 yards and 12 touchdowns
- Had 76 tackles, 10 breakups and 8.0 sacks
- Logged 1,586 receiving yards and 18 touchdowns
- Also an All-State, All-Metro and All-Conference selection in wrestling
- All-Conference and All-Metro honoree in track Nickname is 'Rio'
- Parents are Willinette and Anthony Williams
- Majored in criminal justice while attending Temple

RESERVE/PHYSICALLY UNABLE TO PERFORM



DEREK NEWTON

TACKLE | 6-6 | 315 | ARKANSAS STATE

Hometown: Utica, Miss. | 7th NFL Season | 7th with Texans | Age: 29

Acquired: D7a-'11 | 2016 GP/GS (Playoffs): 6/6 (0/0) | Career GP/GS (Playoffs): 82/68 (5/3)

Teams: Houston 2011-16

72

TRANSACTIONS:

Selected by the Houston Texans with the 11th pick in the seventh round (214th overall) of the 2011 NFL Draft...Re-signed with Texans on March 9, 2015.

HONORS:

- Madden Most Valuable Protectors Award (Week 4, 2012; Week 13, 2012)
- Has blocked for three 1,000-yard performances

CAREER:

- Started 56 consecutive games from 2012-16, which was the fifth-longest active streak among NFL offensive tackles
- Has played left tackle, right tackle, left guard, and right guard in his career
- Owns four career playoff appearances at right tackle (two starts)
- Took over as the full-time starter at right tackle in 2012

2017 (Houston 0/0, 0/0):

- Placed on the Reserve/Physically Unable to Perform list on May 12, 2017.

2016 (Houston 6/6, 0/0):

- Started the season opener at right tackle and helped pave the way for RB Lamar Miller's 106-yard rushing performance vs. Chicago (9/11)
- Started at right tackle vs. Kansas City (9/18) in Week 2, at New England (9/22) in Week 3 and vs. Tennessee (10/2) in Week 4
- Opened at right tackle at Minnesota (10/9) in Week 5 but played most of the second half at right guard
- Active but did not play in Week 6 vs. Indianapolis (10/16) with an injury, snapping a streak of 56 consecutive starts
- Returned to his starting right tackle post at Denver (10/24) in Week 7 but left in the second quarter with an injury and did not return
- Placed on the Reserve/Injured List on Oct. 26

2015 (Houston 16/16, 1/1):

- Started at right tackle vs. Kansas City (9/13)
- Started at left guard at Carolina (9/20)
- Started at right tackle in Weeks 3-5 and Weeks 10-17
- Started at right guard in Weeks 6-7
- Played right and left tackle in Week 8
- Recovered a fumble in Week 14 vs. New England (12/13) and Week 15 at Indianapolis (12/20)
- Started at right tackle in Wild Card Game vs. Kansas City (1/9/16)

2014 (Houston 16/16):

- Started all 16 games at right tackle for the second time in his career
- Started at right tackle and moved inside to right guard vs. Baltimore (12/21) in Week 16 after Brandon Brooks left with an injury

2013 (Houston 16/16):

- Spent the offseason rehabilitating from patellar tendon surgery
- Started all 16 games at right tackle for the first time in his career
- Helped pave the way for 172 yards on the ground vs. Tennessee (9/15)
- Blocked for an offense that produced 476 yards vs. Seattle (9/29)
- Blocked for an offense that produced a season-high 483 yards vs. Indianapolis (11/3)
- Helped pave the way for a ground game that produced a franchise-record four rushing touchdowns vs. New England (12/1)

2012 (Houston 14/14, 2/2):

- Made the first start of his NFL career at right tackle in the season opener vs. Miami (9/9)
- Part of an offensive line that cleared the way for the Texans to rush for 216 yards and three touchdowns while not allowing QB Matt Schaub to be sacked at Jacksonville (9/17)
- Helped provide protection for QB Matt Schaub, enabling him to tie a career-high with four touchdown passes at Denver (9/23)
- Helped RB Arian Foster rush for 152 yards and a touchdown at N.Y. Jets (10/8)
- Part of an offense that set a franchise record by scoring 43 points vs. Baltimore (10/21)
- Helped RB Arian Foster go over 100 yards for the fourth time in 2012 as he gained 111 yards on 24 carries and scored a touchdown vs. Buffalo (11/4)
- Part of an offense that set a franchise record with 653 yards of offense and tied the franchise scoring record with 43 points vs. Jacksonville (11/18) and put up another 501 yards at Detroit

CAREER STATISTICS

REGULAR SEASON GAMES PLAYED/STARTED (PLAYOFFS):

2011 Houston: 14/0 (2/0)
 2012 Houston: 14/14 (2/2)
 2013 Houston: 16/16 (0/0)
 2014 Houston: 16/16 (0/0)
 2015 Houston: 16/16 (1/1)
 2016 Houston: 6/6 (0/0)
TOTAL: 82/68 (5/3)

ADDITIONAL STATISTICS

Misc Tackles (5): 2012 - 1, 2013 - 1, 2015 - 3 | **Fumble Recoveries (2):** 2015 - 2

- Inactive at Tennessee (12/2) and at New England (12/10)
- Paved the way for RB Arian Foster to rush for 140 yards while not allowing QB Matt Schaub to be sacked in the AFC Wild Card Playoff vs. Cincinnati (1/5/13)
- Paved the way for RB Arian Foster to rush for 90 yards in the AFC Divisional Playoff at New England (1/13/13)

2011 (Houston 14/0, 2/0):

- Played in 14 games, primarily on special teams, after being inactive for the first two games of the regular season
- Made his professional debut blocking for a K Neil Rackers field goal attempt in the first quarter at New Orleans (9/25)
- Made his postseason debut and saw action on special teams in AFC Wild Card Playoff vs. Cincinnati (1/7/12)

COLLEGE:

- Played two seasons (2009-10) at Arkansas State University in Jonesboro, Ark. after redshirting the 2008 campaign
- Transferred to ASU from Hinds Community College in Raymond, Miss., where he played the 2006 and 2007 seasons
- Earned first-team All-Sun Belt accolades after starting all 12 games at right tackle in 2010
- Garnered second-team All-SBC honors in 2009 and received the Gary Withrow Award, given to the Red Wolves' most outstanding offensive lineman
- Was the only lineman on the team to start every game in 2009 and helped lead the Red Wolves to 21 rushing touchdowns
- Paved the way for three different ASU players rushing for over 100 yards in at least one game
- Was part of ASU's line that helped the offense gain its most yards of total offense (484) against an FBS opponent since the 2007 season
- Redshirted in 2008
- First Team All-State selection at Hinds Community College
- Played in the Mississippi Junior College All-Star Game

PERSONAL:

- Helped lead Hinds Agricultural High School to a 10-0 regular-season record as a senior, earning All-Metro and All-District honors
- Named Most Improved Player as a senior



HOUSTON
TEXANS

TEXANS RECORDS

ALL-TIME LEADERS

ACTIVE TEXANS IN BOLD ITALICS

RUSHING YARDS

Player	Att	Yds	Avg	Lg	TD
Arian Foster, 2009-15	1,454	6,472	4.5	74t	54
Domanick Williams#, 2003-05	770	3,195	4.2	51	23
Ben Tate, 2011-13	421	1,992	4.7	60	10
Steve Slaton, 2008-11	425	1,832	4.3	71t	12
Alfred Blue, 2014-16	452	1,646	3.6	46	5
Ron Dayne, 2006-07	345	1,385	4.0	39	11
David Carr, 2002-06	268	1,235	4.6	36	8
Jonathan Wells, 2002-05	374	1,167	3.1	37	10
Lamar Miller, 2016	268	1,073	4.0	45	5
Jonathan Grimes, 2012-16	139	613	4.4	37	2

RECEIVING YARDS

Player	Rec	Yds	Avg	Lg	TD
Andre Johnson, 2003-14	1,012	13,597	13.4	77t	64
Owen Daniels, 2006-13	385	4,617	12.0	44	29
DeAndre Hopkins, 2013-16	317	4,487	14.2	76t	23
Kevin Walter, 2006-12	326	4,083	12.5	61	24
Arian Foster, 2009-15	249	2,268	9.1	78t	14
Jabar Gaffney, 2002-05	171	2,009	11.7	69	7
Corey Bradford, 2002-05	130	1,992	15.3	81	18
Jacoby Jones, 2007-11	127	1,741	13.7	80t	11
Joel Dreessen, 2007-11	105	1,323	12.6	56t	13
Domanick Williams#, 2003-05	154	1,276	8.3	38	5

SCRIMMAGE YARDS (RUSHING & RECEIVING)

Player	Rushing	Receiving	Total
Andre Johnson, 2003-14	54	13,597	13,651
Arian Foster, 2009-15	6,472	2,268	8,740
Owen Daniels, 2006-13	-	4,617	4,617
Domanick Williams#, 2003-05	3,195	1,276	4,471
DeAndre Hopkins, 2013-16	-	4,487	4,487
Kevin Walter, 2006-12	82	4,083	4,165
Steve Slaton, 2008-11	1,832	811	2,643
Ben Tate, 2011-13	1,992	287	2,279
Jabar Gaffney, 2002-05	56	2,009	2,065
Corey Bradford, 2002-05	-13	1,992	1,979

PASSING (Min. 500 att.)

Player	Att	Comp	Pct	Yds	TD	INT	Lg	Rtg
Matt Schaub, 2007-13	3,020	1,951	64.6	23,221	124	78	80t	90.9
David Carr, 2002-06	2,070	1,243	60.0	13,391	59	65	81	75.5

PASSING YARDS

Player	Att	Comp	Pct	Yds	TD	INT	Lg	Rtg
Matt Schaub, 2007-13	3,020	1,951	64.6	23,221	124	78	80t	90.9
David Carr, 2002-06	2,070	1,243	60.0	13,391	59	65	81	75.5
Sage Rosenfels, 2006-08	453	297	65.6	3,380	24	23	61	84.3
Brock Osweiler, 2016	510	301	59.0	2,957	15	16	53	72.2
Brian Hoyer, 2015	369	224	60.7	2,606	19	7	49	91.4
Ryan Fitzpatrick, 2014	312	197	63.1	2,483	17	8	76t	95.3
Case Keenum, 2013-14	330	182	55.2	2,195	11	8	66	76.8
T.J. Yates, 2011-13, 2015	223	128	57.4	1,470	6	7	61	73.3
Ryan Mallett, 2014-15	222	119	53.6	1,170	5	6	48	65.0
Tony Banks, 2003-05	129	76	58.9	882	6	5	46t	79.0

SCORING

Player	TD	PAT	FG	2PT	TP
Kris Brown, 2002-09	0	251	172	0	767
Arian Foster, 2009-15	68	0	0	1	410
Andre Johnson, 2003-14	64	0	0	2	388
Neil Rackers, 2010-11	0	82	59	0	259
Randy Bullock, 2013-15	0	69	61	0	252
Nick Novak, 2015-16	0	51	53	0	210
Owen Daniels, 2006-13	29	0	0	0	174
Domanick Williams#, 2003-05	28	0	0	0	168
Kevin Walter, 2006-12	25	0	0	0	150
DeAndre Hopkins, 2013-16	23	0	0	1	140

FIELD GOALS

Player	FGM	FGA	Pct.	Lg
Kris Brown, 2002-09	172	223	77.1	57
Randy Bullock, 2013-15	61	76	80.2	55
Neil Rackers, 2010-11	59	68	86.8	57
Nick Novak, 2015-16	53	62	85.5	53

PUNTING AVERAGE (Min. 250 punts)

Player	No	Yds	Avg	In20	Lg	Blk
Shane Lechler, 2013-16	338	15,956	47.2	115	71	1
Matt Turk, 2007-11	254	10,735	42.3	88	62	0
Chad Stanley, 2002-06	437	17,908	41.0	135	62	2

PUNT RETURN YARDS

Player	No	Yds	Avg	Lg	TD
Jacoby Jones, 2007-11	179	1,820	10.2	79t	3
Keshawn Martin, 2012-15	86	766	8.9	87t	1
J.J. Moses, 2003-04	72	553	7.7	40	0
Keith Humphrey, 2015-16	36	280	7.8	20	0
Jermaine Lewis, 2002	36	280	7.8	48	0
Tyler Ervin, 2016	27	261	9.7	57	0
Avion Black, 2002	14	188	13.4	76t	1
Phillip Buchanon, 2005-06	20	180	9.0	45	0
Will Fuller V, 2016	11	165	15.0	67t	1
Trindon Holliday, 2011-12	17	147	8.6	36	0

KICKOFF RETURN YARDS

Player	No	Yds	Avg	Lg	TD
André Davis, 2007-09	108	2,743	25.4	104t	3
J.J. Moses, 2003-04	117	2,658	22.7	70	0
Jerome Mathis, 2005-07	72	2,054	28.5	99t	3
Keshawn Martin, 2012-15	68	1,707	25.1	54	0
Jacoby Jones, 2007-11	64	1,490	23.3	95t	1
Dexter Wynn, 2006-07	52	1,193	22.9	39	0
Jermaine Lewis, 2002	46	961	20.9	45	0
Steve Slaton, 2008-11	39	767	19.7	50	0
Danial Manning, 2011-14	28	659	23.5	46	0
Avion Black, 2002	24	529	22.0	49	0

COMBINED YARDAGE

Player	Total	Rush	Rec.	INT	Ret.	PR/KR	FR
Andre Johnson, 2003-14	13,651	54	13,597	-	-/-	-	-
Arian Foster, 2009-15	8,740	6,472	2,268	-	-/-	-	-
Jacoby Jones, 2007-11	5,091	40	1,741	-	1,820/1,490	-	-
Owen Daniels, 2006-13	4,617	-	4,617	-	-/-	-	-
Domanick Williams, 2003-05	4,585	3,195	1,276	-	24/90	-	-
DeAndre Hopkins, 2013-16	4,487	-	4,487	-	-/-	-	-
Kevin Walter, 2006-12	4,172	82	4,083	-	0/7	-	-
André Davis, 2007-09	3,598	-	855	-	0/2,743	-	-
Steve Slaton, 2008-11	3,410	1,832	811	-	0/767	-	-
J.J. Moses, 2003-04	3,211	-	-	-	553/2,658	-	-

INTERCEPTIONS

Player	No	Yds	Avg	Lg	TD
Kareem Jackson, 2010-16	13	310	23.8	65	3
Dunta Robinson, 2004-09	13	162	12.5	61	1
Johnathan Joseph, 2011-16	12	279	23.3	60t	2
Marcus Coleman, 2002-05	11	217	19.7	102t	1
Aaron Glenn, 2002-04	11	221	20.1	70t	2
Quintin Demps, 2010-16	9	101	11.2	42	0
Brian Cushing, 2009-16	8	50	6.3	20	1
Jason Allen, 2010-11	7	35	5.0	34	0
A.J. Bouye, 2013-16	6	129	21.5	67	1
Andre Hal, 2014-16	6	90	15.0	31t	1

TACKLES

Player	Solo	Assist	Total
Brian Cushing, 2009-16	416	232	648
DeMeco Ryans, 2006-11	479	157	636
Jamie Sharper, 2002-04	300	142	442
Kareem Jackson, 2010-16	341	55	396
Dunta Robinson, 2004-09	332	64	396
Morlon Greenwood, 2005-08	289	96	385
J.J. Watt, 2011-16	300	79	379
Jay Foreman, 2002-04	255	97	352
Johnathan Joseph, 2011-16	292	34	326
Glover Quin, 2009-12	248	62	310

SACKS

Player	Sacks	Yards
J.J. Watt, 2011-16	76.0	519.0
Mario Williams, 2006-11	53.0	320.5
Whitney Mercilus, 2012-16	37.5	199.5
Antonio Smith, 2009-13, 2016	27.5	182.0
Connor Barwin, 2009-12	19.0	136.5
Kailee Wong, 2002-06	15.0	68.5
Brooks Reed, 2011-14	14.5	83.5
Jason Babin, 2004-06	13.0	85.0
Brian Cushing, 2009-16	12.0	76.0
Jamie Sharper, 2002-04	11.5	63.5

- Domanick Williams known as Domanick Davis prior to 2006.

YEAR-BY-YEAR LEADERS

RUSHING YARDS

Year	Player	Att	Yds	Avg	Long	TD
2002	Jonathan Wells	197	529	2.7	37	3
2003	Domanick Williams	238	1,031	4.3	51	8
2004	Domanick Williams	302	1,188	3.9	44	13
2005	Domanick Williams	230	976	4.2	44	2
2006	Ron Dayne	151	612	4.1	19	5
2007	Ron Dayne	194	773	4.0	39	6
2008	Steve Slaton	268	1,282	4.8	71t	9
2009	Steve Slaton	131	437	3.3	32t	3
2010	Arian Foster	327	1,616	4.9	74t	16
2011	Arian Foster	278	1,224	4.4	43	10
2012	Arian Foster	351	1,424	4.1	46	15
2013	Ben Tate	181	771	4.3	60	4
2014	Arian Foster	260	1,246	4.8	51	8
2015	Alfred Blue	183	698	3.8	41	2
2016	Lamar Miller	268	1,073	4.0	45	5

RECEIVING YARDS

Year	Player	Rec	Yds	Avg	Long	TD
2002	Corey Bradford	45	697	15.5	81	6
2003	Andre Johnson	66	976	14.8	46t	4
2004	Andre Johnson	79	1,142	14.5	54t	6
2005	Andre Johnson	63	688	10.9	53t	2
2006	Andre Johnson	103	1,147	11.1	53	5
2007	Andre Johnson	60	581	14.2	77t	8
2008	Andre Johnson	115	1,575	13.7	65	8
2009	Andre Johnson	101	1,569	15.5	72t	9
2010	Andre Johnson	86	1,216	14.1	60	8
2011	Owen Daniels	54	677	12.5	34	3
2012	Andre Johnson	112	1,598	14.3	60t	4
2013	Andre Johnson	109	1,407	12.9	62t	5
2014	DeAndre Hopkins	76	1,210	15.9	76t	6
2015	DeAndre Hopkins	111	1,521	13.7	61t	11
2016	DeAndre Hopkins	78	954	12.2	51	4

RECEPTIONS

Year	Player	Rec	Yds	Avg	Long	TD
2002	Billy Miller	51	613	12.0	42	3
2003	Andre Johnson	66	976	14.8	46t	4
2004	Andre Johnson	79	1,142	14.5	54t	6
2005	Andre Johnson	63	688	10.9	53t	2
2006	Andre Johnson	103	1,147	11.1	53	5
2007	Kevin Walter	65	800	12.3	46	4
2008	Andre Johnson	115	1,575	13.7	65	8
2009	Andre Johnson	101	1,569	15.5	72t	9
2010	Andre Johnson	86	1,216	14.1	60	8
2011	Owen Daniels	54	677	12.5	34	3
2012	Andre Johnson	112	1,598	14.3	60t	4
2013	Andre Johnson	109	1,407	12.9	62t	5
2014	Andre Johnson	85	936	11.0	35	3
2015	DeAndre Hopkins	111	1,521	13.7	61t	11
2016	DeAndre Hopkins	78	954	12.2	51	4

SCRIMMAGE YARDS (RUSHING & RECEIVING)

Year	Player	Rushing	Receiving	Total
2002	James Allen	519	302	821
2003	Domanick Williams	1,031	351	1,382
2004	Domanick Williams	1,188	588	1,776
2005	Domanick Williams	976	337	1,313
2006	Andre Johnson	14	1,147	1,161
2007	Ron Dayne	773	112	885
2008	Steve Slaton	1,282	377	1,659
2009	Andre Johnson	10	1,569	1,579
2010	Arian Foster	1,616	604	2,220
2011	Arian Foster	1,224	617	1,841
2012	Arian Foster	1,424	217	1,641
2013	Andre Johnson	0	1,407	1,407
2014	Arian Foster	1,246	327	1,573
2015	DeAndre Hopkins	0	1,521	1,521
2016	Lamar Miller	1,073	188	1,261

PASSING YARDS

Year	Player	A	C	Pct	Yds	TD	Int	Lg	Rtg
2002	David Carr	444	233	52.5	2,592	9	15	81	62.8
2003	David Carr	295	167	56.6	2,013	9	13	78t	69.5
2004	David Carr	466	285	61.2	3,531	16	14	69	83.5
2005	David Carr	423	256	60.5	2,488	14	11	53t	77.2
2006	David Carr	442	302	68.3	2,767	11	12	53	82.1
2007	Matt Schaub	289	192	66.4	2,241	9	9	77t	87.2
2008	Matt Schaub	380	251	66.1	3,043	15	10	65	92.7
2009	Matt Schaub	583	396	67.9	4,770	29	15	72t	98.6
2010	Matt Schaub	574	365	63.6	4,370	24	12	60	92.0
2011	Matt Schaub	292	178	61.0	2,479	15	6	80t	96.8
2012	Matt Schaub	544	350	64.3	4,008	22	12	60t	90.7
2013	Matt Schaub	358	219	61.2	2,310	10	14	46	73.0
2014	Ryan Fitzpatrick	312	197	63.1	2,483	17	8	76t	95.3
2015	Brian Hoyer	369	224	60.7	2,606	19	7	49	91.4
2016	Brock Osweiler	510	301	59.0	2,957	15	16	53	72.2

SCORING

Year	Player	TD	PAT	2PT	FG	TP
2002	Kris Brown	-	20/20	-	17/24	71
2003	Kris Brown	-	27/27	-	18/22	81
2004	Kris Brown	-	34/34	-	17/24	85
2005	Kris Brown	-	24/24	-	26/34	102
2006	Kris Brown	-	26/27	-	19/25	83
2007	Kris Brown	-	40/40	-	25/29	115
2008	Kris Brown	-	37/37	-	29/33	124
2009	Kris Brown	-	43/44	-	21/32	106
2010	Neil Rackers	-	43/43	-	27/30	124
2011	Neil Rackers	-	39/40	-	32/38	135
2012	Shayne Graham	-	45/45	-	31/38	138
2013	Randy Bullock	-	26/26	-	26/35	104
2014	Randy Bullock	-	40/40	-	30/35	130
2015	Nick Novak	-	29/31	-	18/21	83
2016	Nick Novak	-	22/25	-	35/41	127

FIELD GOALS

Year	Player	FGA	FGM	Pct	Long
2002	Kris Brown	24	17	70.8	51
2003	Kris Brown	22	18	81.8	50
2004	Kris Brown	24	17	70.8	50
2005	Kris Brown	34	26	76.5	53
2006	Kris Brown	25	19	76.0	49
2007	Kris Brown	29	25	86.2	57
2008	Kris Brown	33	29	87.9	53
2009	Kris Brown	32	21	65.6	56
2010	Neil Rackers	30	27	90.0	57
2011	Neil Rackers	38	32	84.2	54
2012	Shayne Graham	38	31	81.6	51
2013	Randy Bullock	35	26	74.3	51
2014	Randy Bullock	35	30	85.7	55
2015	Nick Novak	21	18	85.7	51
2016	Nick Novak	41	35	85.4	53

PUNTING AVERAGE

Year	Player	No	Yds	Avg	Long	Blk
2002	Chad Stanley	114	4,720	41.4	62	2
2003	Chad Stanley	97	4,028	41.5	58	0
2004	Chad Stanley	73	3,009	41.2	57	0
2005	Chad Stanley	77	2,990	38.8	61	0
2006	Chad Stanley	76	3,161	41.6	62	0
2007	Matt Turk	55	2,296	41.7	59	0
2008	Matt Turk	53	2,240	42.3	59	0
2009	Matt Turk	67	2,866	42.8	62	0
2010	Matt Turk	63	2,650	42.1	60	0
2011	Brett Hartmann	58	2,573	44.4	69	0
2012	Donnie Jones	88	4,150	47.2	66	0
2013	Shane Lechler	88	4,189	47.6	65	0
2014	Shane Lechler	83	3,845	46.3	71	1
2015	Shane Lechler	95	4,497	47.3	64	0
2016	Shane Lechler	72	3,423	47.5	62	0

PUNT RETURN YARDS

Year	Player	No	Yds	Avg	Long	TD
2002	Jermaine Lewis	36	280	7.8	48	0
2003	J.J. Moses	36	244	6.8	40	0
2004	J.J. Moses	36	309	8.6	27	0
2005	Phillip Buchanon	12	101	8.4	37	0
2006	Dexter Wynn	12	139	11.6	58	0
2007	Jacoby Jones	30	286	9.5	74	0
2008	Jacoby Jones	32	386	12.1	73t	2
2009	Jacoby Jones	39	426	10.9	62	0
2010	Jacoby Jones	29	204	7.0	39	0
2011	Jacoby Jones	49	518	10.6	79t	1
2012	Keshawn Martin	22	267	12.1	71	0
2013	Keshawn Martin	39	345	8.8	87t	1
2014	Keshawn Martin	25	154	6.2	21	0
2015	Keith Humphrey	36	280	7.8	20	0
2016	Tyler Ervin	27	261	9.7	57	0

KICKOFF RETURN YARDS

Year	Player	No	Yds	Avg	Long	TD
2002	Jermaine Lewis	46	961	20.9	45	0
2003	J.J. Moses	58	1,355	23.4	70	0
2004	J.J. Moses	59	1,303	22.1	49	0
2005	Jerome Mathis	54	1,542	28.6	99t	2
2006	Dexter Wynn	30	670	22.3	38	0
2007	André Davis	32	968	30.3	104t	3
2008	André Davis	43	993	23.1	50	0
2009	André Davis	33	782	23.7	63	0
2010	Steve Slaton	39	767	19.7	50	0
2011	Danieal Manning	13	356	27.4	46	0
2012	Keshawn Martin	31	741	23.9	54	0
2013	Keshawn Martin	36	947	26.3	50	0
2014	Danieal Manning	13	267	20.5	41	0
2015	Keith Humphrey	14	338	24.1	41	0
2016	Tyler Ervin	14	263	18.8	33	0

INTERCEPTIONS

Year	Player	No	Yds	Avg	Long	TD
2002	Aaron Glenn	5	181	36.2	70t	2
2003	Marcus Coleman	7	95	13.6	41	0
2004	Dunta Robinson	6	146	24.3	61	0
2005	Glenn Earl	2	2	1.0	2	0
2006	Dunta Robinson	2	9	4.5	9	1
	DeMarcus Faggins	2	0	0.0	0	0
2007	Fred Benett	3	47	15.7	33	0
2008	Jacques Reeves	4	108	27.0	44t	1
2009	Bernard Pollard	4	121	30.3	70t	1
	Brian Cushing	4	26	6.5	20	0
2010	Troy Nolan	3	35	11.7	20	0
	Glover Quin	3	12	4.0	10	0
	Jason Allen	3	1	0.3	1	0
2011	Johnathan Joseph	4	40	10.0	29	0
	Jason Allen	4	34	8.5	34	0
2012	Kareem Jackson	4	71	17.8	63t	1
2013	Johnathan Joseph	3	64	21.3	32	0
2014	A.J. Bouye	3	120	40.0	67	1
	Kareem Jackson	3	97	32.3	65	0
	Jumal Rolle	3	25	8.3	13	0
2015	Andre Hal	4	54	13.5	31t	1
2016	Quintin Demps	6	54	9.0	19	0

TOTAL TACKLES

Year	Player, Pos.	Solo	Assist	Total
2002	Jay Foreman, LB	101	36	137
	Jamie Sharper, LB	95	42	137
2003	Jamie Sharper, LB	107	59	166
2004	Jamie Sharper, LB	98	41	139
2005	Morlon Greenwood, LB	82	30	112
2006	DeMeco Ryans, LB	126	30	156
2007	DeMeco Ryans, LB	98	29	127
2008	DeMeco Ryans, LB	86	26	112
2009	Brian Cushing, LB	86	47	133
2010	Bernard Pollard, SS	82	30	112
2011	Brian Cushing, LB	76	38	114
2012	Glover Quin, S	64	20	84
2013	Darryl Sharpton, ILB	56	31	87
2014	Kendrick Lewis, S	52	32	84
2015	Brian Cushing, ILB	63	47	110
2016	Benardrick McKinney, ILB	79	50	129

YEAR-BY-YEAR LEADERS

SACKS

Year	Player, Pos.	Sacks	Yards
2002	Jeff Posey, LB	8.0	77.0
2003	Jamie Sharper, LB	4.0	19.0
2004	Kaillee Wong, LB	5.5	29.0
2005	Shantee Orr, LB	7.0	40.0
2006	Jason Babin, LB	5.5	39.0
2007	Mario Williams, DE	14.0	82.5
2008	Mario Williams, DE	12.0	82.0
2009	Mario Williams, DE	9.0	52.0
2010	Mario Williams, DE	8.5	54.5
2011	Connor Barwin, OLB	11.5	78.5
2012	J.J. Watt, DE	20.5	138.5
2013	J.J. Watt, DE	10.5	70.5
2014	J.J. Watt, DE	20.5	140.0
2015	J.J. Watt, DE	17.5	118.0
2016	Whitney Mercilus, OLB	7.5	56.5

SPECIAL TEAMS TACKLES

Year	Player, Pos.	Solo	Assist	Total
2002	Jason Bell, CB	14	2	16
2003	Ramon Walker, SS	13	4	17
2004	Antwan Peek, LB	10	8	18
2005	Ramon Walker, SS	12	6	18
2006	Troy Evans, LB	11	2	13
2007	Jameel Cook, FB	12	1	13
2008	Kevin Bentley, LB	16	7	23
2009	Kevin Bentley, LB	9	11	20
2010	James Casey, TE	10	7	17
2011	Tim Dobbins, ILB	9	0	9
2012	Bryan Braman, OLB	14	2	16
2013	Justin Tuggle, ILB	10	1	11
2014	Jeff Tarpinian, ILB	7	5	12
2015	Brian Peters, ILB	11	6	17
2016	Don Jones, S	9	2	11

INDIVIDUAL RECORDS

INDIVIDUAL TOTAL OFFENSE

YARDS FROM SCRIMMAGE (Rushing, Receiving)

CAREER

13,651 Andre Johnson, 2003-14
8,740 Arian Foster, 2009-15
4,617 Owen Daniels, 2006-13
4,487 DeAndre Hopkins, 2013-16
4,471 Domanick Williams#, 2003-05

SEASON

2,220 Arian Foster, 2010
1,841 Arian Foster, 2011
1,776 Domanick Williams#, 2004
1,649 Steve Slaton, 2008
1,641 Arian Foster, 2012

SEASON, ROOKIE

1,659 Steve Slaton, 2008
1,382 Domanick Williams#, 2003
966 Andre Johnson, 2003

GAME

273 Andre Johnson vs. Jacksonville, 11/18/12
238 DeAndre Hopkins vs. Tennessee, 11/30/14
Arian Foster vs. Indianapolis, 9/12/10
234 Arian Foster at Tennessee, 10/23/11
229 Andre Johnson vs. Indianapolis, 11/3/13
218 Arian Foster vs. Tennessee, 11/28/10

GAME, OPPONENT

284 Chris Johnson at Tennessee, 9/20/09
265 Lee Evans vs. Buffalo, 11/19/06
236 Justin Blackmon vs. Jacksonville, 11/18/12
Lamar Miller at Miami, 10/25/15
223 T.Y. Hilton vs. Indianapolis, 10/9/14

COMBINED NET YARDS GAINED (Rushing, Receiving, Returns)

MOST SEASONS LEADING TEAM

4 Arian Foster, 2010-12, 2014
3 Domanick Williams#, 2003-05
2 Andre Johnson, 2009, 2013
Ron Dayne, 2006-07

MOST CONSECUTIVE SEASONS LEADING TEAM

3 Arian Foster, 2010-12
Domanick Williams#, 2003-05
2 Ron Dayne, 2006-07

CAREER

13,651 Andre Johnson, 2003-14
8,740 Arian Foster, 2009-15
5,004 Jacoby Jones, 2007-11
4,617 Owen Daniels, 2006-13
4,585 Domanick Williams#, 2003-05

SEASON

2,220 Arian Foster, 2010
1,841 Arian Foster, 2011
1,776 Domanick Williams#, 2004
1,675 Jerome Mathis, 2005

SEASON, ROOKIE

1,675 Jerome Mathis, 2005
1,659 Steve Slaton, 2008
1,443 Domanick Williams#, 2003
966 Andre Johnson, 2003

GAME

273 Andre Johnson vs. Jacksonville, 11/18/12
266 Jerome Mathis vs. Kansas City, 11/20/05
266 Jerome Mathis vs. Indianapolis, 10/23/05

GAME, OPPONENT

284 Chris Johnson at Tennessee, 9/20/09
265 Lee Evans vs. Buffalo, 11/19/06
236 Justin Blackmon vs. Jacksonville, 11/18/12
Lamar Miller at Miami, 10/25/15

COMBINED ATTEMPTS (Rushing, Receiving, Returns)

CAREER

1,703 Arian Foster, 2009-15
1,035 Andre Johnson, 2003-14
931 Domanick Williams#, 2003-05
562 Steve Slaton, 2008-11

SEASON

393 Arian Foster, 2010
391 Arian Foster, 2012
370 Domanick Williams#, 2004
331 Arian Foster, 2011

GAME

39 Arian Foster vs. Tennessee, 11/28/10
38 Domanick Williams# at Indianapolis, 11/14/04
36 Alfred Blue at Cleveland, 11/16/14
Domanick Williams# at Detroit, 9/19/04
Domanick Williams# vs. N.Y. Jets, 10/19/03

GAME, OPPONENT

43 Rudi Johnson at Cincinnati, 11/9/03
36 Larry Johnson vs. Kansas City, 11/20/05
34 Thomas Jones at Tampa Bay, 12/14/03
34 Rashad Jennings at N.Y. Giants, 9/21/14

- Domanick Williams known as Domanick Davis prior to 2006.

INDIVIDUAL RUSHING

RUSHING ATTEMPTS

MOST SEASONS LEADING TEAM

4 Arian Foster, 2010-12, 14
3 Domanick Williams#, 2003-05
2 Steve Slaton, 2008-09
Ron Dayne, 2006-07

MOST CONSECUTIVE SEASONS LEADING TEAM

3 Arian Foster, 2010-12
3 Domanick Williams#, 2003-05
2 Steve Slaton, 2008-09
2 Ron Dayne, 2006-07

CAREER

1,454 Arian Foster, 2009-15
770 Domanick Williams#, 2003-05
425 Steve Slaton, 2008-11

SEASON

351 Arian Foster, 2012
327 Arian Foster, 2010
302 Domanick Williams#, 2004
278 Arian Foster, 2011

SEASON, ROOKIE

268 Steve Slaton, 2008
238 Domanick Williams#, 2003
197 Jonathan Wells, 2002

GAME

36 Alfred Blue at Cleveland, 11/16/14
33 Arian Foster vs. Jacksonville, 10/30/11
33 Arian Foster vs. Indianapolis, 9/12/10

GAME, ROOKIE

36 Alfred Blue at Cleveland, 11/16/14
27 Domanick Williams# vs. N.Y. Jets, 10/19/03
26 Domanick Williams# at Buffalo, 11/16/03
Steve Slaton at Green Bay, 12/7/08

GAME, OPPONENT

43 Rudi Johnson, vs. Cincinnati, 11/9/03
36 Larry Johnson, vs. Kansas City, 11/20/05
34 Thomas Jones, at Tampa Bay, 12/14/03
Rashad Jennings at N.Y. Giants, 9/21/14

RUSHING YARDS GAINED

MOST SEASONS LEADING TEAM

4 Arian Foster, 2010-12, 14
3 Domanick Williams#, 2003-05
2 Steve Slaton, 2008-09
Ron Dayne, 2006-07

MOST CONSECUTIVE SEASONS LEADING TEAM

3 Arian Foster, 2010-12
Domanick Williams#, 2003-05
2 Steve Slaton, 2008-09
Ron Dayne, 2006-07

CAREER

6,472 Arian Foster, 2009-15
3,195 Domanick Williams#, 2003-05
1,992 Ben Tate, 2011-13

SEASONS, 1,000 OR MORE YARDS RUSHING

4 Arian Foster, 2010-12; 14
2 Domanick Williams#, 2003-04
1 Steve Slaton, 2008
Lamar Miller, 2016

CONSECUTIVE SEASONS, 1,000 OR MORE YARDS RUSHING

3 Arian Foster, 2010-12
2 Domanick Williams#, 2003-04

SEASON

1,616 Arian Foster, 2010
1,424 Arian Foster, 2012
1,282 Steve Slaton, 2008
1,246 Arian Foster, 2014
1,224 Arian Foster, 2011
1,188 Domanick Williams#, 2004
1,031 Domanick Williams#, 2003

SEASON, ROOKIE

1,282 Steve Slaton, 2008
1,031 Domanick Williams#, 2003
529 Jonathan Wells, 2002
528 Alfred Blue, 2014

GAME

231 Arian Foster vs. Indianapolis, 9/12/10
180 Arian Foster vs. Jacksonville, 1/2/11
165 Arian Foster vs. Indianapolis, 12/16/12
158 Arian Foster at Indianapolis, 12/22/11
Domanick Williams# at Jacksonville, 12/26/04

GAME, OPPONENT

211 Larry Johnson vs. Kansas City, 11/20/05
197 Chris Johnson at Tennessee, 9/20/09
182 Rudi Johnson at Cincinnati, 11/9/03

GAME, ROOKIE

156 Alfred Blue at Cleveland, 11/16/14
Steve Slaton at Indianapolis, 11/16/08
129 Domanick Williams# vs. N.Y. Jets, 10/19/03

GAMES, 100 OR MORE YARDS RUSHING

32 Arian Foster, 2009-15
11 Domanick Williams#, 2003-05
6 Ben Tate, 2011-13
5 Steve Slaton, 2008-09

CONSECUTIVE GAMES, 100 OR MORE YARDS

4 Arian Foster, 10/5/14-10/26/14
3 Arian Foster, 10/23/11-11/6/11
Steve Slaton, 12/1/08-12/14/08

INDIVIDUAL RECORDS

INDIVIDUAL RUSHING (cont.)

RUSHING YARDS GAINED (cont.)

LONGEST RUN FROM SCRIMMAGE

- 81t Justin Forsett at Detroit, 11/22/12
- 74t Arian Foster at Oakland, 10/3/10
- 71t Steve Slaton at Indianapolis, 11/16/08
- 60 Ben Tate vs. Tennessee, 9/15/13
- 56 Arian Foster vs. Jacksonville, 1/2/11

LONGEST RUN FROM SCRIMMAGE, OPPONENT

- 91t Chris Johnson at Tennessee, 9/20/09
- 85t Lamar Miller at Miami, 10/25/15
- 80t Rashad Jennings vs. Oakland, 11/17/13
- 76 Fred Taylor at Jacksonville, 10/14/07

RUSHING AVERAGE GAIN

CAREER (750 ATTEMPTS)

- 4.54 Arian Foster, 2009-15
- 4.15 Domanick Williams#, 2003-05

SEASON (100 ATTEMPTS)

- 5.38 Ben Tate, 2011 (175-942)
- 4.94 Arian Foster, 2010 (327-1,616)
- 4.79 Arian Foster, 2014 (260-1,246)
- 4.78 Steve Slaton, 2008 (268-1,282)
- 4.48 Arian Foster, 2013 (121-542)

GAME (10 ATTEMPTS)

- 11.14 Steve Slaton at Indianapolis, 11/16/08 (14-156)
- 9.58 Ben Tate vs. Cleveland, 11/6/11 (12-115)
- 8.60 Darius Walker vs. Jacksonville, 12/30/07 (10-86)
- 8.06 Domanick Williams# vs. Tennessee, 11/28/04 (16-129)
- 7.82 Arian Foster at Oakland, 10/3/10 (17-133)

GAME, OPPONENT (10 ATTEMPTS)

- 12.50 Lamar Miller at Miami, 10/25/15 (14-175)
- 12.31 Chris Johnson at Tennessee, 9/20/09 (16-197)
- 10.42 Maurice Jones-Drew at Jacksonville, 10/14/07 (12-125)
- 8.36 Amos Zereoue vs. Oakland, 10/3/04 (14-117)

RUSHING TOUCHDOWNS

SEASONS LEADING TEAM

- 4 Arian Foster, 2010-12, 14
- 2 Jonathan Wells, 2002, 2005
- Domanick Williams#, 2003-04
- Ron Dayne, 2006-07

CONSECUTIVE SEASONS LEADING TEAM

- 3 Arian Foster, 2010-12
- 2 Domanick Williams#, 2003-04
- Ron Dayne, 2006-07

CAREER

- 54 Arian Foster, 2009-15
- 23 Domanick Williams#, 2003-05
- 12 Steve Slaton, 2008-10

SEASON

- 16 Arian Foster, 2010
- 15 Arian Foster, 2012
- 13 Domanick Williams#, 2004
- 10 Arian Foster, 2011
- 9 Steve Slaton, 2008

GAME

- 3 Ben Tate vs. New England, 12/1/13
- 3 Arian Foster vs. Indianapolis, 9/12/10
- 3 Ryan Moats at Buffalo, 11/1/09

GAME, ROOKIE

- 2 6 times, last by Steve Slaton vs. Jacksonville, 12/01/08

GAME, OPPONENT

- 4 Shaun Alexander at Seattle, 10/16/05
- 3 Devonta Freeman at Atlanta, 10/4/15
- Maurice Jones-Drew vs. Jacksonville, 9/27/09
- Willie Parker vs. Pittsburgh, 9/7/08
- LaBrandon Toefield vs. Jacksonville, 12/24/05

CONSECUTIVE GAMES WITH A RUSHING TOUCHDOWN

- 6 Arian Foster, 10/23/11 – 12/4/11
- Domanick Williams#, 11/28/04 – 1/2/05
- 5 Arian Foster, 9/30/12 – 11/4/12
- Arian Foster, 10/17/10 – 11/21/10
- 4 Arian Foster, 12/18/11 – 9/16/12

- Domanick Williams known as Domanick Davis prior to 2006.

INDIVIDUAL PASSING

SEASONS LEADING TEAM

- 7 Matt Schaub, 2007-13
- 5 David Carr, 2002-06
- 1 Brian Hoyer, 2015

CONSECUTIVE SEASONS LEADING TEAM

- 7 Matt Schaub, 2007-13
- 5 David Carr, 2002-06

PASSER RATING

CAREER (1,500 ATTEMPTS)

- 90.9 Matt Schaub, 2007-13
- 75.5 David Carr, 2002-06

SEASON (224 ATTEMPTS)

- 98.6 Matt Schaub, 2009
- 96.8 Matt Schaub, 2011
- 95.3 Ryan Fitzpatrick, 2014
- 92.7 Matt Schaub, 2008
- 92.0 Matt Schaub, 2010

SEASON, ROOKIE (224 ATTEMPTS)

- 62.8 David Carr, 2002

GAME (20 ATTEMPTS)

- 147.7 Matt Schaub at Tennessee, 10/23/11
- 147.5 Ryan Fitzpatrick vs. Tennessee, 11/30/14
- 144.0 Matt Schaub vs. Cincinnati, 10/26/08
- 140.2 David Carr at Indianapolis, 9/17/06
- 129.7 Matt Schaub vs. Jacksonville, 1/2/11

GAME, OPPONENT (20 ATTEMPTS)

- 146.8 Steve McNair at Tennessee, 10/12/03
- 146.8 Jon Kitna vs. Cincinnati, 11/3/02
- 139.8 Ben Roethlisberger vs. Pittsburgh, 9/18/05
- 137.8 Jake Plummer at Denver, 11/7/04
- 137.2 Philip Rivers vs. San Diego, 11/7/10

PASSING ATTEMPTS

SEASONS LEADING TEAM

- 7 Matt Schaub, 2007-13
- 5 David Carr, 2002-06
- 1 Brian Hoyer, 2015

CONSECUTIVE SEASONS LEADING TEAM

- 7 Matt Schaub, 2007-13
- 5 David Carr, 2002-06

CAREER

- 3,020 Matt Schaub, 2007-13
- 2,070 David Carr, 2002-06
- 453 Sage Rosenfels, 2006-08

SEASON

- 583 Matt Schaub, 2009
- 574 Matt Schaub, 2010
- 544 Matt Schaub, 2012
- 466 David Carr, 2004

SEASON, ROOKIE

- 444 David Carr, 2002
- 134 T.J. Yates, 2011
- 40 Dave Ragone, 2003

GAME

- 62 Matt Schaub vs. Baltimore, 12/13/10
- 58 Ryan Mallett at Carolina, 9/20/15
- 55 Matt Schaub vs. Jacksonville, 11/18/12
- 54 Matt Schaub at Tennessee, 12/19/10
- David Carr at N.Y. Jets, 11/26/06
- 52 Matt Schaub at Washington, 9/19/10
- 50 Matt Schaub at Arizona, 10/11/09

GAME, OPPONENT

- 61 Matthew Stafford at Detroit, 11/22/12
- 57 Peyton Manning vs. Indianapolis, 9/12/10
- Tommy Maddox at Pittsburgh, 12/8/02
- 55 Chad Henne at Miami, 12/27/09
- 53 Blake Bortles at Jacksonville, 10/18/15
- 52 Peyton Manning at Denver, 9/23/12
- 51 Peyton Manning vs. Denver, 12/22/13

PASS COMPLETIONS

SEASONS LEADING TEAM

- 7 Matt Schaub, 2007-13
- 5 David Carr, 2002-06
- 1 Brian Hoyer, 2015

CONSECUTIVE SEASONS LEADING TEAM

- 7 Matt Schaub, 2007-13
- 5 David Carr, 2002-06

CAREER

- 1,951 Matt Schaub, 2007-13
- 1,243 David Carr, 2002-06
- 297 Sage Rosenfels, 2006-08

SEASON

- 396 Matt Schaub, 2009
- 365 Matt Schaub, 2010
- 350 Matt Schaub, 2012

SEASON, ROOKIE

- 233 David Carr, 2002
- 82 T.J. Yates, 2011
- 20 Dave Ragone, 2003

GAME

- 43 Matt Schaub vs. Jacksonville, 11/18/12
- 39 David Carr at N.Y. Jets, 11/26/06
- 38 Matt Schaub at Washington, 9/19/10
- 35 Matt Schaub at Tennessee, 12/19/10
- Matt Schaub at Arizona, 10/11/09

GAME, OPPONENT

- 40 Peyton Manning vs. Indianapolis, 9/12/10
- 36 Daunte Culpepper vs. Minnesota, 10/10/04
- 34 Peyton Manning at Indianapolis, 11/8/09
- 33 Drew Brees vs. New Orleans, 11/18/07
- Brett Favre vs. Green Bay 11/21/04

CONSECUTIVE COMPLETIONS

- *22 David Carr vs. Buffalo, 11/19/06
- 17 Matt Schaub vs. Jacksonville, 11/18/12
- 16 Matt Schaub vs. Indianapolis (14), 9/23/07; at Atlanta (2), 9/30/07
- 13 David Carr at Indianapolis (9), 9/17/06; vs. Washington (4), 9/24/06
- Ryan Fitzpatrick vs. Washington (5), 9/7/14; at Oakland (8), 9/14/14

CONSECUTIVE COMPLETIONS, OPPONENT

- *22 Mark Brunell vs. Washington, 9/24/06

*Tied NFL record

INDIVIDUAL RECORDS

INDIVIDUAL PASSING (cont.)

PASSING COMPLETION PERCENTAGE

SEASONS LEADING TEAM

- 6 Matt Schaub, 2007, 2009-13
- 5 David Carr, 2002-06
- 1 Brian Hoyer, 2015
- 1 Sage Rosenfels, 2008
- 1 Ryan Fitzpatrick, 2014

CONSECUTIVE SEASONS LEADING TEAM

- 5 Matt Schaub, 2009-13
- 5 David Carr, 2002-06

CAREER (1,500 ATTEMPTS)

- 64.6 Matt Schaub, 2007-13
- 60.0 David Carr, 2002-06

SEASON (224 ATTEMPTS)

- 68.3 David Carr, 2006
- 67.9 Matt Schaub, 2009
- 66.4 Matt Schaub, 2007
- 66.1 Matt Schaub, 2008
- 64.3 Matt Schaub, 2012

GAME (20 ATTEMPTS)

- 85.7 Matt Schaub vs. Cincinnati, 10/26/08
- 84.6 David Carr at Indianapolis, 9/17/06
- 83.9 Matt Schaub vs. Detroit, 10/19/08
- 83.3 David Carr vs. Buffalo, 11/19/06
- 81.8 Matt Schaub vs. Indianapolis, 9/23/07
- 81.8 Matt Schaub vs. Jacksonville, 1/2/11

PASSING YARDS GAINED

SEASONS LEADING TEAM

- 7 Matt Schaub, 2007-13
- 5 David Carr, 2002-06
- 1 Brian Hoyer, 2015
- 1 Ryan Fitzpatrick, 2014

CONSECUTIVE SEASONS LEADING TEAM

- 7 Matt Schaub, 2007-13
- 5 David Carr, 2002-06

CAREER

- 23,221 Matt Schaub, 2007-13
- 13,391 David Carr, 2002-06
- 3,380 Sage Rosenfels, 2006-08

SEASONS, 4,000 OR MORE YARDS PASSING

- 3 Matt Schaub, 2009-10, 12

SEASONS, 3,000 OR MORE YARDS PASSING

- 4 Matt Schaub, 2008-12
- 1 David Carr, 2004

SEASON

- 4,770 Matt Schaub, 2009
- 4,370 Matt Schaub, 2010
- 4,008 Matt Schaub, 2012
- 3,531 David Carr, 2004

SEASON, ROOKIE

- 2,592 David Carr, 2002
- 949 T.J. Yates, 2011
- 135 Dave Ragone, 2003

GAME

- 527 Matt Schaub vs. Jacksonville, 11/18/12 (OT)
- 497 Matt Schaub at Washington, 9/19/10 (OT)
- 416 Matt Schaub vs. Oakland, 10/9/11
- 414 Matt Schaub at Green Bay, 12/7/08

GAME, OPPONENT

- 441 Matthew Stafford at Detroit, 11/22/12 (OT)
- 433 Peyton Manning vs. Indianapolis, 9/12/10
- 426 Donovan McNabb at Washington, 9/19/10
- 421 Steve McNair at Tennessee, 10/12/03

GAMES, 300 OR MORE YARDS PASSING, SEASON

- 9 Matt Schaub, 2009
- 7 Matt Schaub, 2010
- 4 Matt Schaub, 2008

GAMES, 300 OR MORE YARDS PASSING, CAREER

- 27 Matt Schaub, 2007-13
- 4 David Carr, 2002-06
- 1 Brian Hoyer, 2015
- 1 Case Keenum, 2013
- 1 T. J. Yates, 2011
- 1 Ryan Fitzpatrick, 2014

LONGEST PASS COMPLETION

- 81 David Carr to Corey Bradford vs. Buffalo, 10/13/02
- 80 Matt Schaub to Jacoby Jones at Tampa Bay, 11/13/11 (TD)
- 78 Matt Schaub to Arian Foster at Tampa Bay, 11/13/11 (TD)
- 78 Matt Schaub to Arian Foster at Tennessee, 10/23/11 (TD)
- 78 David Carr to Corey Bradford at Miami, 9/7/03
- 77 Matt Schaub to Andre Johnson vs. Kansas City, 9/9/07 (TD)

PASSING AVERAGE GAIN

SEASONS LEADING TEAM (224 ATTEMPTS/SEASON)

- 7 Matt Schaub, 2007-13
- 5 David Carr, 2002-06
- 1 Brian Hoyer, 2015

CONSECUTIVE SEASONS LEADING TEAM

- 7 Matt Schaub, 2007-13
- 5 David Carr, 2002-06

AVERAGE GAIN, CAREER (1,500 ATTEMPTS)

- 7.69 Matt Schaub, 2007-13
- 6.47 David Carr, 2002-06

AVERAGE GAIN, SEASON (224 ATTEMPTS)

- 8.49 Matt Schaub, 2011
- 8.18 Matt Schaub, 2009
- 8.00 Matt Schaub, 2008
- 7.96 Ryan Fitzpatrick, 2014
- 7.75 Matt Schaub, 2007

AVERAGE GAIN, SEASON, ROOKIE (224 ATTEMPTS)

- 5.84 David Carr, 2002

AVERAGE GAIN, GAME (20 ATTEMPTS)

- 12.87 Matt Schaub at Tennessee, 10/23/11
- 11.50 Matt Schaub vs. Jacksonville, 1/2/11
- 10.85 Ryan Fitzpatrick vs. Tennessee, 11/30/14
- 10.84 Case Keenum at Kansas City, 10/20/13
- 10.29 Case Keenum vs. Indianapolis, 11/3/13

AVERAGE GAIN, GAME, OPPONENT (20 ATTEMPTS)

- 15.59 Steve McNair at Tennessee, 10/12/03
- 12.83 Philip Rivers vs. San Diego, 11/7/10
- 12.10 Ben Roethlisberger vs. Pittsburgh, 9/18/05
- 11.85 Peyton Manning at Indianapolis, 11/14/04
- 11.36 Chad Pennington vs. Miami, 10/12/08

PASSING TOUCHDOWNS

SEASONS LEADING TEAM

- 6 Matt Schaub, 2008-13
- 5 David Carr, 2002-06
- 1 Sage Rosenfels, 2007
- 1 Ryan Fitzpatrick, 2014
- 1 Brian Hoyer, 2015

CONSECUTIVE SEASONS LEADING TEAM

- 6 Matt Schaub, 2008-13
- 5 David Carr, 2002-06

CAREER

- 124 Matt Schaub, 2007-13
- 59 David Carr, 2002-06
- 24 Sage Rosenfels, 2006-08

SEASON

- 29 Matt Schaub, 2009
- 24 Matt Schaub, 2010
- 22 Matt Schaub, 2012
- 19 Brian Hoyer, 2015

ROOKIE, SEASON

- 9 David Carr, 2002
- 3 T.J. Yates, 2011

GAME

- 6 Ryan Fitzpatrick vs. Tennessee, 11/30/14
- 5 Matt Schaub vs. Jacksonville, 11/18/12
- 4 Matt Schaub at Denver, 9/23/12
- Matt Schaub at Cincinnati, 10/18/09
- Matt Schaub at Tennessee, 9/20/09
- Sage Rosenfels vs. Tennessee, 10/21/07

GAME, OPPONENT

- 6 Aaron Rodgers vs. Green Bay, 10/14/12
- 5 Daunte Culpepper vs. Minnesota, 10/10/04
- Peyton Manning at Indianapolis, 11/14/04

GAMES, FOUR OR MORE TOUCHDOWN PASSES, CAREER

- 4 Matt Schaub, 2007-12
- 1 Ryan Fitzpatrick, 2014
- 1 Sage Rosenfels, 2006-08

GAMES, FOUR OR MORE TOUCHDOWN PASSES, SEASON

- 2 Matt Schaub, 2012
- Matt Schaub, 2009
- 1 Ryan Fitzpatrick, 2014
- Sage Rosenfels, 2007

CONSECUTIVE GAMES, TOUCHDOWN PASSES

- 16 Matt Schaub, 11/14/10 – 10/30/11
- 12 Matt Schaub, 11/8/09 – 10/3/10
- Sage Rosenfels, 10/14/07 – 11/9/08
- 8 David Carr, 9/18/05 – 11/13/05
- 6 Matt Schaub, 10/21/12 – 12/2/12
- Matt Schaub, 9/20/09 – 10/25/09
- David Carr, 9/19/04 – 10/31/04

PASSES HAD INTERCEPTED

CAREER

- 78 Matt Schaub, 2007-13
- 65 David Carr, 2002-06
- 23 Sage Rosenfels, 2006-08

SEASON

- 16 Brock Osweiler, 2016
- 15 Matt Schaub, 2009
- David Carr, 2002
- 14 Matt Schaub, 2013
- David Carr, 2004

GAME

- 4 Sage Rosenfels vs. Baltimore, 11/9/08
- David Carr at New England, 12/17/06

GAME, OPPONENT

- 4 David Garrard at Jacksonville, 11/12/06
- Steve McNair at Tennessee, 10/17/04

CONSECUTIVE PASSES WITHOUT AN INTERCEPTION

- 110 Matt Schaub, 11/14/10 – 12/2/10
- 105 Case Keenum, 10/20/13 – 11/17/13
- 104 Matt Schaub, 11/06/11 – 9/23/12
- 99 Matt Schaub, 12/10/12 – 12/30/12
- David Carr, 12/24/05 – 9/17/06
- David Carr, 10/17/04 – 11/14/04

INDIVIDUAL RECORDS

INDIVIDUAL PASSING (cont.)

PASSES HAD INTERCEPTED (cont.)

ATTEMPTS, NO INTERCEPTIONS, GAME

- 43 Case Keenum at Arizona, 11/10/13
- 42 David Carr vs. Minnesota, 10/10/04
- 41 David Carr at Denver, 11/7/04
- 40 Matt Schaub at St. Louis, 12/20/09
- Matt Schaub at Jacksonville, 9/28/08
- Matt Schaub at Atlanta, 9/30/07

ATTEMPTS, NO INTERCEPTIONS, GAME, OPPONENT

- 57 Peyton Manning vs. Indianapolis, 9/12/10
- 52 Peyton Manning at Denver, 9/23/12
- 51 Peyton Manning vs. Denver, 12/22/13
- 50 Daunte Culpepper vs. Minnesota, 10/10/04
- 46 Peyton Manning vs. Indianapolis, 11/16/08

LOWEST INTERCEPTION PERCENTAGE

SEASONS LEADING TEAM

- 6 Matt Schaub, 2007-12
- 5 David Carr, 2002-06
- 1 Ryan Fitzpatrick, 2014
- 1 Brian Hoyer, 2015

CAREER (1,500 ATTEMPTS)

- 2.6 Matt Schaub, 2007-13
- 3.1 David Carr, 2002-06

SEASON (224 ATTEMPTS)

- 1.90 Brian Hoyer, 2015
- 2.05 Matt Schaub, 2011
- 2.09 Matt Schaub, 2010
- 2.21 Matt Schaub, 2012
- 2.37 Case Keenum, 2013
- 2.56 Ryan Fitzpatrick, 2014

SEASON, ROOKIE (224 ATTEMPTS)

- 3.38 David Carr, 2002

TIMES SACKED

CAREER

- 249 David Carr, 2002-06
- 160 Matt Schaub, 2007-13
- 25 Brian Hoyer, 2015

SEASON

- *76 David Carr, 2002
- 68 David Carr, 2005
- 49 David Carr, 2004

GAME

- 9 David Carr at San Diego, 9/15/03
- 8 David Carr at Cleveland, 10/20/02
- David Carr vs. Pittsburgh, 9/18/05
- 7 David Carr vs. Tennessee, 10/9/05
- David Carr at Cincinnati, 10/2/05
- David Carr at Philadelphia, 9/29/02

GAME, OPPONENT

- 8 Blake Bortles vs. Jacksonville, 1/3/16
- 6 Jake Locker at Tennessee, 12/2/12
- 6 Blaine Gabbert at Jacksonville, 11/27/11
- 6 Tommy Maddox at Pittsburgh, 12/8/02

* NFL record

INDIVIDUAL RECEIVING

RECEPTIONS

SEASONS LEADING TEAM

- 10 Andre Johnson, 2003-06, 08-10, 12-14
- 2 DeAndre Hopkins, 2015-16
- 1 Owen Daniels, 2011
- Kevin Walter, 2007
- Billy Miller, 2002

CONSECUTIVE SEASONS LEADING TEAM

- 4 Andre Johnson, 2003-06
- 3 Andre Johnson, 2008-10
- Andre Johnson, 2012-14

CAREER

- 1,012 Andre Johnson, 2003-14
- 385 Owen Daniels, 2006-13
- 326 Kevin Walter, 2006-12

SEASONS, 50 OR MORE PASS RECEPTIONS

- 11 Andre Johnson, 2003-10, 2012-14
- 4 Kevin Walter, 2007-10
- Owen Daniels, 2007-08, 2011-12
- DeAndre Hopkins, 2013-16
- 2 Arian Foster, 2010-11
- 1 Jacoby Jones, 2010

SEASON

- 115 Andre Johnson, 2008
- 112 Andre Johnson, 2012
- 111 DeAndre Hopkins, 2015
- 109 Andre Johnson, 2013
- 103 Andre Johnson, 2006

SEASON, ROOKIE

- 66 Andre Johnson, 2003
- 52 DeAndre Hopkins, 2013
- 50 Steve Slaton, 2008
- 47 Domanick Williams#, 2003
- Will Fuller V, 2016

GAME

- 14 Andre Johnson vs. Jacksonville, 11/18/12 (OT)
- 13 Andre Johnson at Jacksonville, 12/5/13
- 12 6 times, last by A. Johnson at San Diego, 9/9/13

GAME, OPPONENT

- 14 Dallas Clark at Indianapolis, 11/8/09
- 12 4 times, last by A.J. Green vs. Cincinnati, 11/23/14

CONSECUTIVE GAMES PLAYED, PASS RECEPTION

- 133 Andre Johnson, 11/6/05 - 12/21/14
- 88 Owen Daniels, 12/10/06 - 10/6/13
- 64 DeAndre Hopkins, 9/9/13 - 1/1/17 (current)
- 37 Arian Foster, 1/3/10 - 10/21/12
- 35 Andre Johnson, 9/7/03 - 10/2/05
- 35 Kevin Walter, 9/7/08 - 10/10/10

RECEIVING YARDS GAINED

SEASONS LEADING TEAM

- 10 Andre Johnson, 2003-10, 12-13
- 3 DeAndre Hopkins, 2014-16
- 1 Owen Daniels, 2011
- Corey Bradford, 2002

CONSECUTIVE SEASONS LEADING TEAM

- 8 Andre Johnson, 2003-10
- 3 DeAndre Hopkins, 2014-16

CAREER

- 13,597 Andre Johnson, 2003-14
- 4,617 Owen Daniels, 2006-13
- 4,487 DeAndre Hopkins, 2013-16
- 4,083 Kevin Walter, 2006-12
- 2,268 Arian Foster, 2009-15

SEASONS, 1,000 OR MORE YARDS

- 7 Andre Johnson - 2004, 2006, 2008-10, 2012-13
- 2 DeAndre Hopkins - 2014-15

SEASON

- 1,598 Andre Johnson, 2012
- 1,575 Andre Johnson, 2008
- 1,569 Andre Johnson, 2009
- 1,521 DeAndre Hopkins, 2015
- 1,407 Andre Johnson, 2013
- 1,216 Andre Johnson, 2010

SEASON, ROOKIE

- 976 Andre Johnson, 2003
- 802 DeAndre Hopkins, 2013
- 635 Will Fuller V, 2016
- 483 Jabar Gaffney, 2002
- 377 Steve Slaton, 2008

GAME

- 273 Andre Johnson vs. Jacksonville, 11/18/12 (OT)
- 238 DeAndre Hopkins vs. Tennessee, 11/30/14
- 229 Andre Johnson vs. Indianapolis, 11/3/13
- 207 Andre Johnson vs. Tennessee, 12/14/08
- 196 Andre Johnson at St. Louis, 12/20/09
- 193 Andre Johnson vs. Seattle, 12/13/09

GAME, OPPONENT

- 265 Lee Evans vs. Buffalo, 11/19/06
- 236 Justin Blackmon vs. Jacksonville, 11/18/12 (OT)
- 223 T.Y. Hilton vs. Indianapolis, 10/9/14
- 177 Derrick Mason at Tennessee, 10/12/03

GAMES, 100 OR MORE YARDS, CAREER

- 51 Andre Johnson, 2003-14
- 12 DeAndre Hopkins, 2013-16
- 4 Owen Daniels, 2006-12
- 3 Arian Foster, 2009-15
- Corey Bradford, 2002-05
- Kevin Walter, 2006-12

GAMES, 100 OR MORE YARDS, SEASON

- 8 Andre Johnson, 2008
- 6 DeAndre Hopkins, 2015
- 6 Andre Johnson, 2009, 2010, 2012, 2013
- 4 DeAndre Hopkins, 2014

CONSECUTIVE GAMES, 100 OR MORE YARDS

- 4 Andre Johnson, 10/5/08 - 10/26/08
- DeAndre Hopkins, 9/27/15 - 10/18/15
- 3 Andre Johnson, 9/9/07 - 11/18/07
- 2 9 times, last by Andre Johnson, 12/1/13 - 12/5/13
- Will Fuller V, 9/11/16 - 9/18/16

LONGEST RECEPTION

- 81 Corey Bradford from David Carr vs. Buffalo, 10/13/02
- 80 Jacoby Jones from Matt Schaub at Tampa Bay, 11/13/11 (TD)
- 78 Arian Foster from Matt Schaub at Tampa Bay, 11/13/11 (TD)
- Arian Foster from Matt Schaub at Tennessee, 10/23/11 (TD)
- Corey Bradford from David Carr at Miami, 9/7/03 (TD)
- 76 DeAndre Hopkins from Ryan Fitzpatrick vs. Washington, 9/7/14 (TD)

LONGEST RECEPTION, OPPONENT

- 96 Calvin Johnson vs. Detroit, 10/19/08 (TD)
- 84 Troy Edwards vs. Jacksonville, 10/28/03 (TD)
- 83 Lee Evans vs. Buffalo, 11/19/06 (TD)
- 81 Justin Blackmon vs. Jacksonville, 11/18/12 (TD)

INDIVIDUAL RECORDS

INDIVIDUAL RECEIVING (cont.)

RECEIVING AVERAGE

AVERAGE GAIN, CAREER (200 RECEPTIONS)

14.15 DeAndre Hopkins, 2013-16
13.44 Andre Johnson, 2003-14
12.52 Kevin Walter, 2006-12
11.99 Owen Daniels, 2006-13

AVERAGE GAIN, SEASON (32 RECEPTIONS)

17.67 André Davis, 2007
15.92 DeAndre Hopkins, 2014
15.53 Andre Johnson, 2009
15.49 Corey Bradford, 2002
15.42 DeAndre Hopkins, 2013

AVERAGE GAIN, GAME (MIN. 3 RECEPTIONS)

30.50 Andre Johnson at Buffalo, 11/16/03 (4-122)
28.67 Andre Johnson at Detroit, 9/19/04 (3-86)
27.25 Jabar Gaffney at Chicago, 12/19/04 (4-109)
26.50 Joel Dreessen at N.Y. Jets, 11/21/10 (4-106)
26.44 DeAndre Hopkins vs. Tennessee, 11/30/14 (9-238)

RECEIVING TOUCHDOWNS

SEASONS LEADING TEAM

8 Andre Johnson, 2003-04, 2006-10, 2013
3 Corey Bradford, 2002-03, 2005

CONSECUTIVE SEASONS LEADING TEAM

5 Andre Johnson, 2006-10

CAREER

64 Andre Johnson, 2003-14
29 Owen Daniels, 2006-13
24 Kevin Walter, 2006-12
23 DeAndre Hopkins, 2013-16
18 Corey Bradford, 2002-05

SEASON

11 DeAndre Hopkins, 2015
9 Andre Johnson, 2009
8 Andre Johnson, 2010
Andre Johnson, 2008
Kevin Walter, 2008
Andre Johnson, 2007

SEASON, ROOKIE

5 Owen Daniels, 2006
4 Andre Johnson, 2003

GAME

3 Andre Johnson vs. Indianapolis, 11/3/13

GAME, ROOKIE

2 Jaelen Strong vs. Indianapolis, 10/8/15
Owen Daniels at Tennessee, 10/29/06
Andre Johnson vs. Kansas City, 9/21/03

GAME, OPPONENT

3 T.Y. Hilton vs. Indianapolis, 11/3/13
Jordy Nelson vs. Green Bay, 10/14/12
Vernon Davis vs. San Francisco, 10/25/09
Steve Smith at Carolina, 9/16/07
Terrell Owens at Dallas, 10/15/06
Derrick Mason at Tennessee, 10/12/03

CONSECUTIVE GAMES, TOUCHDOWNS

4 Arian Foster, 10/20/14 - 11/30/14
Andre Johnson, 12/13/10 - 9/18/11
Andre Johnson, 12/2/07 - 12/23/07

INDIVIDUAL PUNTING

SEASONS LEADING TEAM

5 Chad Stanley, 2002-06
4 Matt Turk, 2007-10
3 Shane Lechler, 2013-15

CONSECUTIVE SEASONS LEADING TEAM

5 Chad Stanley, 2002-06
4 Matt Turk, 2007-10
3 Shane Lechler, 2013-14

PUNTS

CAREER

437 Chad Stanley, 2002-06
338 Shane Lechler, 2013-16
254 Matt Turk, 2007-11
88 Donnie Jones, 2012

SEASON

114 Chad Stanley, 2002
97 Chad Stanley, 2003
95 Shane Lechler, 2015
88 Shane Lechler, 2013
Donnie Jones, 2012

GAME

11 Chad Stanley at Indianapolis, 12/1/02
10 Donnie Jones at Tennessee, 12/2/12
Brett Hartmann at Jacksonville, 11/27/11
Chad Stanley at Jacksonville, 12/7/03
Chad Stanley at Pittsburgh, 12/8/02
Chad Stanley at San Diego, 9/15/02
Chad Stanley vs. Dallas, 9/8/02

GAME, OPPONENT

11 Marquette King vs. Oakland, 11/17/13
10 Darren Bennett at San Diego, 9/15/02
9 6 times, last Colton Schmidt vs. Buffalo, 9/28/14

LONGEST PUNT

71 Shane Lechler vs. Indianapolis, 10/9/14
69 Brett Hartmann at Miami, 9/18/11
66 Donnie Jones at Denver, 9/23/12
Brett Hartmann vs. Atlanta, 12/4/11
65 Shane Lechler at Oakland, 9/14/14
Shane Lechler at Arizona, 11/10/13
Donnie Jones vs. Minnesota, 12/23/12

LONGEST PUNT, OPPONENT

75 Mat McBriar at Dallas, 10/15/06
74 Sam Koch vs. Baltimore, 11/9/08
70 Brett Kern at Tennessee, 12/2/12
Brandon Fields vs. Miami, 9/18/11

PUNT AVERAGE

CAREER (250 PUNTS)

47.2 Shane Lechler, 2013-16
42.3 Matt Turk, 2007-11
41.0 Chad Stanley, 2002-06

SEASON (40 PUNTS)

47.6 Shane Lechler, 2013
47.5 Shane Lechler, 2016
47.3 Shane Lechler, 2015
47.2 Donnie Jones, 2012
46.3 Shane Lechler, 2014
44.4 Brett Hartmann, 2011

GAME (4 PUNTS)

58.9 Shane Lechler at Arizona, 11/10/13 (7 punts)
54.5 Shane Lechler vs. Indianapolis, 10/9/14 (4 punts)
54.2 Donnie Jones at Denver, 9/23/12 (5 punts)
52.8 Brett Hartmann vs. Atlanta, 12/4/11 (5 punts)
52.3 Shane Lechler at Tennessee, 12/27/15 (6 punts)

GAME, OPPONENT (4 PUNTS)

56.8 Shane Lechler at Oakland, 12/3/06 (4 punts)
Mat McBriar at Dallas, 10/15/06 (4 punts)
53.9 Brett Nortman at Carolina, 9/20/15 (7 punts)
53.4 Shane Lechler vs. Oakland, 10/4/09 (8 punts)
52.8 Mike Scifres at San Diego, 10/28/07 (5 punts)
52.2 Bryan Anger at Jacksonville, 9/16/12 (9 punts)

PUNTS HAD BLOCKED

CONSECUTIVE PUNTS, NONE BLOCKED

327 Chad Stanley, 2002-06
254 Matt Turk, 2007-11
238 Shane Lechler, 2014-16
99 Shane Lechler, 2013-14

PUNTS HAD BLOCKED, CAREER

2 Chad Stanley, 2002-06
1 Shane Lechler, 2013-15

PUNTS HAD BLOCKED, SEASON

2 Chad Stanley, 2002
1 Shane Lechler, 2014

PUNTS INSIDE THE 20

CAREER

135 Chad Stanley, 2002-06
115 Shane Lechler, 2013-16
88 Matt Turk, 2007-11

SEASON

36 Chad Stanley, 2002
36 Chad Stanley, 2003
34 Shane Lechler, 2013

GAME

6 Chad Stanley vs. Dallas, 9/8/02
5 Shane Lechler vs. Tennessee, 9/15/13
Donnie Jones at Tennessee, 12/2/12
Chad Stanley at San Francisco, 1/1/06

GAME, OPPONENT

6 Brett Kern at Tennessee, 12/29/13
5 Sam Koch vs. Baltimore, 12/13/10
Mike Scifres at San Diego, 10/28/07
Craig Hentrich vs. Tennessee, 12/10/06

INDIVIDUAL RECORDS

PUNT RETURNS

PUNT RETURNS

SEASONS LEADING TEAM

- 5 Jacoby Jones, 2007-11
- 3 Keshawn Martin, 2012-14
- 2 J.J. Moses, 2003-04

CAREER

- 179 Jacoby Jones, 2007-11
- 86 Keshawn Martin, 2012-15
- 72 J.J. Moses, 2003-04

SEASON

- 49 Jacoby Jones, 2011
- 39 Jacoby Jones, 2009
- 39 Keshawn Martin, 2013
- 36 Keith Mumphery, 2015
- J.J. Moses, 2003, 04
- Jermaine Lewis, 2002

SEASON, ROOKIE

- 36 Keith Mumphery, 2015
- 30 Jacoby Jones, 2007
- 27 Tyler Ervin, 2016
- 22 Keshawn Martin, 2012
- 12 Jerome Mathis, 2005

GAME

- 7 Keshawn Martin vs. Oakland, 11/17/13
- Jacoby Jones at Jacksonville, 11/27/11
- Jacoby Jones vs. Oakland, 10/4/09
- 6 Trindon Holliday at Jacksonville, 9/16/12
- Keith Mumphery at Carolina, 9/20/15

GAME, OPPONENT

- 6 Patrick Peterson at Arizona, 11/10/13
- Marcus Sherels vs. Minnesota, 12/23/12
- Darius Reynaud at Tennessee, 12/2/12
- David Allen at Jacksonville, 12/7/03
- Antwaan Randle El at Pittsburgh, 12/8/02
- Troy Walters at Indianapolis, 12/1/02

FAIR CATCHES

CAREER

- 60 Jacoby Jones, 2007-11
- 55 Keshawn Martin, 2012-14
- 20 J.J. Moses, 2003-04

SEASON

- 24 Keshawn Martin, 2014
- 21 Keshawn Martin, 2013
- 17 Jacoby Jones, 2008
- Jermaine Lewis, 2002
- 15 Jacoby Jones, 2010

GAME

- 4 Keshawn Martin vs. Indianapolis, 10/9/14
- Keshawn Martin at Tennessee, 12/29/13
- Dexter Wynn vs. Buffalo, 11/19/06
- Jermaine Lewis vs. Dallas, 9/8/02

GAME, OPPONENT

- 5 Dante Hall vs. Kansas City, 9/21/03
- 4 7 times, last by Ace Sanders vs. Jacksonville, 11/24/13

PUNT RETURN YARDS GAINED

SEASONS LEADING TEAM

- 5 Jacoby Jones, 2007-11
- 3 Keshawn Martin, 2012-14
- 2 J.J. Moses, 2003-04

CAREER

- 1,820 Jacoby Jones, 2007-11
- 766 Keshawn Martin, 2012-15
- 553 J.J. Moses, 2003-04

SEASON

- 518 Jacoby Jones, 2011
- 427 Jacoby Jones, 2009
- 386 Jacoby Jones, 2008

SEASON, ROOKIE

- 286 Jacoby Jones, 2007
- 280 Keith Mumphery, 2015
- 267 Keshawn Martin, 2012
- 261 Tyler Ervin, 2016

GAME

- 125 Keshawn Martin vs. Oakland, 11/17/13
- 100 Jacoby Jones at Arizona, 10/11/09
- 92 Avion Black vs. Baltimore, 12/15/02
- 91 Jacoby Jones at Jacksonville, 11/27/11
- Jacoby Jones vs. Indianapolis, 9/11/11

GAME, OPPONENT

- 93 Tandon Doss at Baltimore, 9/22/13
- 81 DeAnthony Thomas vs. Kansas City, 9/13/15
- 80 Johnnie Lee Higgins at Oakland, 12/21/08
- Adam Jones at Tennessee, 12/11/05
- 76 Marcus Thigpen vs. Miami, 9/9/12

LONGEST PUNT RETURN

- 87 Keshawn Martin vs. Oakland, 11/17/13
- 791 Jacoby Jones vs. Indianapolis, 9/11/11
- 76 Avion Black vs. Baltimore, 12/15/02
- 74 Jacoby Jones vs. Indianapolis, 9/23/07
- 731 Jacoby Jones vs. Cincinnati, 10/26/08

PUNT RETURN AVERAGE

CAREER (75 RETURNS)

- 10.17 Jacoby Jones, 2007-11
- 8.91 Keshawn Martin, 2012-14

SEASON (20 RETURNS)

- 12.14 Keshawn Martin, 2012
- 12.06 Jacoby Jones, 2008
- 10.92 Jacoby Jones, 2009
- 9.67 Tyler Ervin, 2016

SEASON, ROOKIE (20 RETURNS)

- 12.14 Keshawn Martin, 2012
- 9.67 Tyler Ervin, 2016

GAME (3 RETURNS)

- 30.67 Avion Black vs. Baltimore, 12/15/02
- 30.33 Jacoby Jones vs. Indianapolis, 9/11/11
- 21.75 Jacoby Jones vs. Miami, 10/12/08
- 20.00 Jacoby Jones at Arizona, 10/11/09

GAME, OPPONENT (3 RETURNS)

- 26.67 Adam Jones at Tennessee, 12/11/05
- 22.33 Griff Whalen at Indianapolis, 12/16/13
- 19.67 Adam Jones at Tennessee, 10/29/06

PUNT RETURN TOUCHDOWNS

CAREER

- 3 Jacoby Jones, 2007-11
- 1 Keshawn Martin, 2012-15
- Avion Black, 2002
- Will Fuller V, 2016

SEASON

- 2 Jacoby Jones, 2008
- 1 Keshawn Martin, 2013
- Jacoby Jones, 2011
- Avion Black, 2002
- Will Fuller V, 2016

GAME

- 1 Will Fuller V vs. Tennessee, 10/2/16 (67 yards)
- Keshawn Martin vs. Oakland, 11/17/13 (87)
- Jacoby Jones vs. Indianapolis, 9/11/11 (79)
- Jacoby Jones vs. Cincinnati, 10/26/08 (73)
- Jacoby Jones vs. Miami, 10/12/08 (70)
- Avion Black vs. Baltimore, 12/15/02 (76)

GAME, OPPONENT

- 1 Tandon Doss at Baltimore, 9/22/13 (82 yards)
- Marcus Thigpen vs. Miami, 9/9/12 (72)
- Johnnie Lee Higgins at Oakland, 12/21/08 (80)
- Adam Jones at Tennessee, 10/29/06 (53)
- Adam Jones at Tennessee, 12/11/05 (52)
- Dante Hall vs. Kansas City, 9/21/03 (73)

KICKOFF RETURNS

KICKOFF RETURNS

SEASONS LEADING TEAM

- 3 André Davis, 2007-09
- 2 Keshawn Martin, 2012-13
- J.J. Moses, 2003-04
- 1 Danieal Manning, 2014
- Keith Mumphrey, 2015
- Tyler Ervin, 2016

CAREER

- 117 J.J. Moses, 2003-04
- 108 André Davis, 2007-09
- 72 Jerome Mathis, 2005-07
- 68 Keshawn Martin, 2012-15

SEASON

- 59 J.J. Moses, 2004
- 58 J.J. Moses, 2003
- 54 Jerome Mathis, 2005

SEASON, ROOKIE

- 54 Jerome Mathis, 2005
- 31 Keshawn Martin, 2012
- 20 Vernand Morency, 2005

GAME

- 8 Dexter Wynn at New England, 12/17/06
- 7 10 times, last by Jacoby Jones at Indianapolis, 11/1/10

GAME, OPPONENT

- 7 Devin Moore vs. Indianapolis, 9/12/10
- Reggie Swinton vs. Arizona, 12/18/05
- Doug Gabriel vs. Oakland, 10/3/04

KICKOFF RETURN YARDS

SEASONS LEADING TEAM

- 3 André Davis, 2007-09
- 2 Keshawn Martin, 2012-13
- J.J. Moses, 2003-04
- Danieal Manning, 2011, 2014

CAREER

- 2,743 André Davis, 2007-09
- 2,658 J.J. Moses, 2003-04
- 2,054 Jerome Mathis, 2005-07
- 1,707 Keshawn Martin, 2012-15

SEASON

- 1,542 Jerome Mathis, 2005
- 1,355 J.J. Moses, 2003
- 1,303 J.J. Moses, 2004

SEASON, ROOKIE

- 1,542 Jerome Mathis, 2005
- 741 Keshawn Martin, 2012
- 437 Vernand Morency, 2005

INDIVIDUAL RECORDS

KICKOFF RETURNS (cont.)

KICKOFF RETURN YARDS (cont.)

GAME

- 266 Jerome Mathis vs. Kansas City, 11/20/05
- 266 Jerome Mathis vs. Indianapolis, 10/23/05
- 234 André Davis vs. Jacksonville, 12/30/07
- 233 Jerome Mathis vs. Indianapolis, 9/23/07
- 186 J.J. Moses at Cincinnati, 11/9/03

GAME, OPPONENT

- 233 David Reed vs. Baltimore, 12/13/10
- 199 Doug Gabriel vs. Oakland, 10/3/04
- 196 Jacoby Jones vs. Baltimore, 10/21/12
- 187 Danieal Manning vs. Chicago, 12/28/08
- 176 Ted Ginn Jr. vs. Miami, 10/7/07

LONGEST, GAME (ALL TDS)

- 104 André Davis vs. Jacksonville, 12/30/07
- 99 Jerome Mathis vs. Kansas City, 11/20/05
- 97 André Davis vs. Jacksonville, 12/30/07
- 97 André Davis vs. Tampa Bay, 12/9/07
- 95 Jacoby Jones vs. Oakland, 10/4/09

LONGEST, GAME, OPPONENT (ALL TDS)

- 103 David Reed vs. Baltimore, 12/13/10
- 101 Deji Karim at Indianapolis, 12/30/12
- 100 Joe McKnight at N.Y. Jets, 10/8/12
- 99 Eddie Drummond at Detroit, 9/19/04
- 95 André Davis at Cleveland, 10/20/02

KICKOFF RETURN AVERAGE

CAREER (75 RETURNS)

- 25.40 André Davis, 2007-09
- 22.72 J.J. Moses, 2003-04

SEASON (20 RETURNS)

- 30.25 André Davis, 2007
- 28.56 Jerome Mathis, 2005
- 26.58 Jacoby Jones, 2009

SEASON, ROOKIE (20 RETURNS)

- 28.6 Jerome Mathis, 2005
- 23.1 Keshawn Martin, 2012

GAME (3 RETURNS)

- 46.80 André Davis vs. Jacksonville, 12/30/07
- 38.00 Jerome Mathis vs. Kansas City, 11/20/05
- 38.00 Jerome Mathis vs. Indianapolis, 10/23/05
- 37.00 Jerome Mathis at Oakland, 12/3/06

GAME, OPPONENT (3 RETURNS)

- 53.00 Deji Karim at Indianapolis, 12/30/12
- 42.00 André Davis at Cleveland, 10/20/02
- 39.33 Eddie Drummond at Detroit, 9/19/04
- 38.84 David Reed vs. Baltimore, 12/13/10

KICKOFF RETURN TOUCHDOWNS

CAREER

- 3 André Davis, 2007
- Jerome Mathis, 2005-07
- 1 Jacoby Jones, 2007-11

SEASON

- 3 André Davis, 2007
- 2 Jerome Mathis, 2005
- 1 Jacoby Jones, 2009
- Jerome Mathis, 2007

ROOKIE, SEASON

- 2 Jerome Mathis, 2005

GAME

- *2 André Davis vs. Jacksonville, 12/30/07 (104 and 97 yards)
- 1 Jacoby Jones vs. Oakland, 10/4/09 (95)
- André Davis vs. Tampa Bay, 12/9/07 (97)
- Jerome Mathis vs. Indianapolis, 9/23/07 (94)
- Jerome Mathis vs. Kansas City, 11/20/05 (99)
- Jerome Mathis vs. Indianapolis, 10/23/05 (89)

* Tied NFL record

GAME, OPPONENT

- 1 Deji Karim at Indianapolis, 12/30/12 (101 yards)
- Joe McKnight at N.Y. Jets, 10/8/12 (100)
- David Reed vs. Baltimore, 12/13/10 (103)
- Ellis Hobbs at New England, 12/17/06 (93)
- Eddie Drummond at Detroit, 9/19/04 (99)
- André Davis at Cleveland, 10/20/02 (95)

BLOCKED PUNTS/KICKS

BLOCKED PUNTS

CAREER

- 2 Bryan Braman, 2011-13
- Ramon Walker, 2002-05
- 1 Alfred Blue, 2014-16
- Antwan Peek, 2003-05
- Jimmy McClain, 2002

SEASON

- 2 Bryan Braman, 2012
- 1 Ramon Walker, 2005
- Antwan Peek, 2004
- Ramon Walker, 2003
- Jimmy McClain, 2002
- Alfred Blue, 2014

GAME

- 1 Alfred Blue vs. Washington, 9/7/14
- Bryan Braman vs. Indianapolis, 12/16/12
- Bryan Braman vs. Green Bay, 10/14/12
- Ramon Walker at San Francisco, 1/1/06
- Antwan Peek at Denver, 11/7/04
- Ramon Walker vs. New England, 11/23/03
- Jimmy McClain at Washington, 12/22/02

GAME, OPPONENT

- 1 Demontre Moore at N.Y. Giants, 9/21/14
- Randy Starks vs. Tennessee, 11/28/04
- Rocky Boiman vs. Tennessee, 12/29/02
- Eric Westmoreland at Jacksonville, 10/27/02

BLOCKED PUNT RETURNS

CAREER

- 1 Alfred Blue, 2014-16
- DeVier Posey, 2012-14
- Bryan Braman, 2011-13
- Jonathan Wells, 2002-05
- Kevin Williams, 2002

SEASON

- 1 Alfred Blue, 2014
- DeVier Posey, 2012
- Bryan Braman, 2012
- Jonathan Wells, 2002
- Kevin Williams, 2002

GAME

- 1 Alfred Blue vs. Washington, 9/7/14
- Bryan Braman vs. Indianapolis, 12/16/12
- DeVier Posey vs. Green Bay, 10/14/12
- Jonathan Wells at Denver, 11/7/04
- Kevin Williams at Washington, 12/22/02

BLOCKED FIELD GOALS

CAREER

- 3 J.J. Watt 2011-16
- 1 Jared Crick, 2012-15
- Danieal Manning, 2011-14
- Bernard Pollard, 2009-10
- Dunta Robinson, 2004-09
- Eric Brown, 2002-04
- Ramon Walker, 2002-04

SEASON

- 2 J.J. Watt, 2013
- 1 Jared Crick, 2015
- Danieal Manning, 2011
- J.J. Watt, 2011
- Bernard Pollard, 2010
- Dunta Robinson, 2007
- Eric Brown, 2003
- Ramon Walker, 2003

GAME

- 1 9 times, last by Jared Crick at Carolina, 9/20/15

GAME, OPPONENT

- 1 12 times, last by Justin Tuck at Oakland, 9/14/14

BLOCKED PATS

CAREER

- 1 J.J. Watt, 2011-16
- Michael Boulware, 2007
- Seth Payne, 2002-06

SEASON

- 1 J.J. Watt, 2014
- Michael Boulware, 2007
- Seth Payne, 2006

GAME

- 1 J.J. Watt vs. Washington, 9/7/14
- Michael Boulware at Jacksonville, 10/14/07
- Seth Payne at Indianapolis, 9/17/06

GAME, OPPONENT

- 1 Albert Haynesworth at Tampa Bay, 11/13/11
- Robaire Smith at Tennessee, 10/29/06

TOTAL RETURN YARDS

CAREER

- 3,310 Jacoby Jones, 2007-11 (p- 1,820, k- 1,490)
- 3,211 J.J. Moses, 2003-04 (p- 553, k- 2,658)
- 2,743 André Davis, 2007-09 (p- 0, k- 2,743)
- 2,473 Keshawn Martin, 2012-15 (p- 766, k- 1,707)
- 2,122 Jerome Mathis, 2005-07 (p- 68, k- 2,054)

SEASON

- 1,612 J.J. Moses, 2004 (p- 309, k- 1,303)
- 1,610 Jerome Mathis, 2005 (p- 68, k- 1,542)
- 1,599 J.J. Moses, 2003 (p- 244, k- 1,355)
- 1,292 Keshawn Martin, 2013 (p- 345, k- 947)
- 1,241 Jermaine Lewis, 2002 (p- 280, k- 961)

GAME

- 266 Jerome Mathis vs. Kansas City, 11/20/05 (p-0, k- 266)
- 266 Jerome Mathis vs. Indianapolis, 10/23/05 (p-0, k- 266)
- 238 Keshawn Martin vs. Jacksonville, 11/18/12 (p-76, k- 162)
- 234 André Davis vs. Jacksonville, 12/30/07 (p-0, k- 234)
- 233 Jerome Mathis vs. Indianapolis, 9/23/07 (p-0, k- 233)

GAME, OPPONENT

- 233 David Reed vs. Baltimore, 12/13/10 (p- 0, k-233)
- 213 Marcus Thigpen vs. Miami, 9/9/12 (p-76, k-137)
- 199 Doug Gabriel vs. Oakland, 10/3/04 (p- 0, k- 199)

INDIVIDUAL RECORDS

SPECIAL TEAMS TOUCHDOWNS

CAREER

- 4 Jacoby Jones, 2007-11
- 3 André Davis, 2007-09
- Jerome Mathis, 2005-07

SEASON

- 3 André Davis, 2007
- 2 Jerome Mathis, 2005
- Jacoby Jones, 2008

GAME

- *2 André Davis vs. Jacksonville, 12/30/07 (104 yards KR and 97 KR)
- 1 Will Fuller V vs. Tennessee, 10/2/16 (67 PR)
- Alfred Blue vs. Washington, 9/7/14 (5 BP)
- Keshawn Martin vs. Oakland, 11/17/13 (87 PR)
- Bryan Braman vs. Indianapolis, 12/16/12 (8 BP)
- Devier Posey vs. Green Bay, 10/14/12 (0 BP)
- Jacoby Jones vs. Indianapolis, 9/11/11 (79 PR)
- Jacoby Jones vs. Oakland, 10/4/09 (95 KR)
- Jacoby Jones vs. Cincinnati, 10/26/08 (73 PR)
- Jacoby Jones vs. Miami, 10/12/08 (70 PR)
- André Davis vs. Tampa Bay, 12/9/07 (97 KR)
- Jerome Mathis vs. Indianapolis, 9/23/07 (94 KR)
- Jerome Mathis vs. Kansas City, 11/20/05 (99 KR)
- Jerome Mathis vs. Indianapolis, 10/23/05 (89 KR)
- Avion Black vs. Baltimore, 12/15/02 (76 PR)

* Tied NFL record

INTERCEPTIONS

INTERCEPTIONS

SEASONS LEADING TEAM

- 2 Dunta Robinson, 2004, 2006 (tied)
- Kareem Jackson, 2012, 2014 (tied)

CAREER

- 13 Dunta Robinson, 2004-08
- Kareem Jackson, 2010-16
- 12 Johnathan Joseph, 2011-16
- 11 Marcus Coleman, 2002-05
- Aaron Glenn, 2002-04
- 9 Quintin Demps, 2010-16
- 8 Brian Cushing, 2009-16
- 7 Jason Allen, 2010-11
- 6 A.J. Bouye, 2013-16
- Andre Hal, 2014-16

SEASON

- 7 Marcus Coleman, 2003
- 6 Dunta Robinson, 2004
- Quintin Demps, 2016
- 5 Aaron Glenn, 2004
- Aaron Glenn, 2002

SEASON, ROOKIE

- 6 Dunta Robinson, 2004
- 4 Brian Cushing, 2009
- 3 Fred Bennett, 2007
- 2 Kareem Jackson, 2010

GAME

- 3 Glover Quin vs. Tennessee, 11/28/10
- 2 9 times, last by Andre Hal at Jacksonville, 10/18/15

GAME, OPPONENT

- 2 14 times, last by Mike Adams vs. Indianapolis, 10/8/15

CONSECUTIVE GAMES WITH AN INTERCEPTION

- 2 14 times, last by Johnathan Joseph, 11/23/14-11/30/14

INTERCEPTION YARDS

SEASONS LEADING TEAM

- 2 Johnathan Joseph, 2012-13
- 1 13 times, last by Quintin Demps, 2016

GAINED, CAREER

- 310 Kareem Jackson, 2010-16
- 279 Johnathan Joseph, 2011-16
- 221 Aaron Glenn, 2002-04
- 217 Marcus Coleman, 2002-05
- 162 Dunta Robinson, 2004-09

SEASON

- 181 Aaron Glenn, 2002
- 146 Dunta Robinson, 2004
- 121 Bernard Pollard, 2009
- 120 A.J. Bouye, 2014
- 116 Marcus Coleman, 2004

SEASON, ROOKIE

- 146 Dunta Robinson, 2004
- 47 Fred Bennett, 2007
- 26 Brian Cushing, 2009

GAME

- 135 Aaron Glenn at Pittsburgh, 12/8/02
- 102 Marcus Coleman at Kansas City, 9/28/04
- 95 Marlon McCree vs. Tennessee, 12/21/03

GAME, OPPONENT

- 102 Artrell Hawkins vs. Cincinnati, 11/3/02
- 99 Cortland Finnegan vs. Tennessee, 9/21/08
- 98 Alec Ogletree vs. St. Louis, 10/13/13

LONGEST RETURN

- 1021 Marcus Coleman at Kansas City, 9/26/04
- 951 Marlon McCree vs. Tennessee, 12/21/03
- 86 Brice McCain at N.Y. Jets, 10/8/12
- 801 J.J. Watt vs. Buffalo Bills, 9/28/14

LONGEST RETURN, OPPONENT (ALL TDS)

- 102 Artrell Hawkins vs. Cincinnati, 11/3/02
- 99 Cortland Finnegan vs. Tennessee, 9/21/08
- 98 Alec Ogletree vs. St. Louis, 10/13/13
- 91 Darius Butler vs. New England, 1/3/10

INTERCEPTIONS RETURNED FOR TOUCHDOWN

INTERCEPTIONS RETURNED FOR TOUCHDOWNS CAREER

- 3 Kareem Jackson, 2010-16
- 2 Johnathan Joseph, 2011-16
- Aaron Glenn, 2002-04
- 1 Andre Hal, 2015-16
- J.J. Watt, 2011-16
- A.J. Bouye, 2013-16
- Brian Cushing, 2009-2016
- Kendrick Lewis, 2014
- Danieal Manning, 2011-14
- Brice McCain, 2009-13
- Bernard Pollard, 2009
- Dunta Robinson, 2004-08
- DeMarcus Faggins, 2002-08
- Jacques Reeves, 2008
- Marcus Coleman, 2002-05
- Marlon McCree, 2003-04

SEASON

- 2 Aaron Glenn, 2002
- 1 17 times, last by Kareem Jackson, 2016

GAME

- 2 Aaron Glenn vs. Pittsburgh, 12/8/02

PASSES DEFENSED

SEASONS LEADING TEAM

- 4 Johnathan Joseph, 2011; 2013-15
- 3 Dunta Robinson, 2004-06
- 2 Marcus Coleman, 2002-03
- Glover Quin, 2009-10

CAREER

- 83 Johnathan Joseph, 2011-16
- 63 Dunta Robinson, 2004-09
- 61 Kareem Jackson, 2010-16
- 56 Marcus Coleman, 2002-05
- 47 Glover Quin, 2009-12

SEASON

- 22 Marcus Coleman, 2003
- Marcus Coleman, 2002
- Johnathan Joseph, 2015
- 19 Jacques Reeves, 2008
- Dunta Robinson, 2004
- 18 Aaron Glenn, 2002
- 17 Kareem Jackson, 2012

GAME

- 6 Aaron Glenn vs. Dallas, 9/8/02
- 5 4 times, last by J. Joseph vs. Tampa Bay, 9/27/15

TACKLES

CAREER

- 648 Brian Cushing, 2009-16
- 636 DeMeco Ryans, 2006-11
- 442 Jamie Sharper, 2002-04
- 396 Kareem Jackson, 2010-16
- Dunta Robinson, 2004-09

SEASON

- 166 Jamie Sharper, 2003
- 156 DeMeco Ryans, 2006
- 139 Jamie Sharper, 2004
- 137 Jay Foreman, 2002
- Jamie Sharper, 2002

GAME

- 17 Brian Cushing at N.Y. Giants, 9/21/14
- Jamie Sharper at Tampa Bay, 12/14/03
- Jamie Sharper at Cincinnati, 11/9/03
- 16 Jay Foreman vs. New England, 11/23/03
- Benardrick McKinney at New England, 9/22/16

SOLO TACKLES, CAREER

- 479 DeMeco Ryans, 2006-11
- 416 Brian Cushing, 2009-16
- 341 Kareem Jackson, 2010-16
- 332 Dunta Robinson, 2004-09
- 300 Jamie Sharper, 2002-04
- 300 J.J. Watt, 2011-16

SOLO TACKLES, SEASON

- 126 DeMeco Ryans, 2006
- 107 Jamie Sharper, 2003
- 101 Jay Foreman, 2003
- Jay Foreman, 2002

SOLO TACKLES, GAME

- 14 DeMeco Ryans at Oakland, 12/3/06
- Jay Foreman vs. New England, 11/23/03
- 13 Glover Quin at Jacksonville, 11/14/10
- Xavier Adibi at Indianapolis, 11/16/08
- DeMeco Ryans at N.Y. Jets, 11/26/06

INDIVIDUAL RECORDS

SACKS

SEASONS LEADING TEAM

- 4 J.J. Watt, 2012-15
- 4 Mario Williams, 2007-10
- 1 6 times, last by Connor Barwin, 2011

CAREER

- 76.0 J.J. Watt, 2011-16
- 53.0 Mario Williams, 2006-11
- 37.5 Whitney Mercilus, 2012-16
- 27.5 Antonio Smith, 2009-13, 2016
- 19.0 Connor Barwin, 2009-12

SEASON

- 20.5 J.J. Watt, 2014
- J.J. Watt, 2012
- 17.5 J.J. Watt, 2015
- 14.0 Mario Williams, 2007
- 12.0 Mario Williams, 2008
- 12.0 Whitney Mercilus, 2015
- 11.5 Connor Barwin, 2011

FUMBLES

CAREER

- 68 David Carr, 2002-06
- 38 Matt Schaub, 2007-13
- 16 Arian Foster, 2009-15
- 10 Andre Johnson, 2003-14
- Ben Tate, 2011-13
- Steve Slaton, 2008-10
- Domanick Williams#, 2003-05

SEASON

- 21 David Carr, 2002
- 17 David Carr, 2005
- 16 David Carr, 2006
- 10 Matt Schaub, 2008
- David Carr, 2004

GAME

- 3 8 times, last by Sage Rosenfels vs. Indianapolis, 10/5/08

FUMBLES FORCED

CAREER

- 15 J.J. Watt, 2011-16
- 11 Mario Williams, 2006-11
- 9 Brian Cushing, 2009-15
- 7 Antonio Smith, 2009-13
- 6 Dunta Robinson, 2004-09
- DeMeco Ryans, 2006-11
- Jamie Sharper, 2002-04

SEASON

- 4 J.J. Watt, 2014
- J.J. Watt, 2013
- J.J. Watt, 2012
- Bernard Pollard, 2010
- Mario Williams, 2008
- Shantee Orr, 2005

GAME

- 2 Johnathan Joseph at Oakland, 9/14/14
- J.J. Watt at Arizona, 11/10/13
- Brian Cushing at Indianapolis, 12/22/11
- Brian Cushing at Cincinnati, 10/18/09
- Shantee Orr vs. Jacksonville, 12/24/05
- Eric Brown vs. Indianapolis, 12/28/03
- Jamie Sharper at Buffalo, 11/16/03

OWN FUMBLES RECOVERED

CAREER

- 28 David Carr, 2002-06
- 11 Matt Schaub, 2007-13
- 6 Chester Pitts, 2002-09
- 4 Ryan Fitzpatrick, 2014
- Duane Brown, 2008-14
- Arian Foster, 2009-14
- Andre Johnson, 2003-14
- Jacoby Jones, 2007-11

SEASON

- 12 David Carr, 2002
- 6 David Carr, 2005
- 5 David Carr, 2006
- 4 Ryan Fitzpatrick, 2014
- Matt Schaub, 2008
- David Carr, 2004

GAME

- 2 Wade Smith at Baltimore, 10/16/11
- David Carr vs. Kansas City, 11/20/05
- David Carr at Detroit, 9/19/04
- David Carr at Washington, 12/22/02
- David Carr at Pittsburgh, 12/8/02

OPPONENTS' FUMBLES RECOVERED

CAREER

- 13 J.J. Watt, 2011-16
- 8 DeMeco Ryans, 2006-10
- 5 Morlon Greenwood, 2005-07
- 4 Tim Dobbins, 2011-13
- C.C. Brown, 2005-08
- Jamie Sharper, 2002-04

SEASON

- 5 J.J. Watt, 2014
- 4 Tim Dobbins, 2012
- 3 DeMeco Ryans, 2008
- DeMeco Ryan, 2007
- C.C. Brown, 2007
- Morlon Greenwood, 2006
- Jamie Sharper, 2002

GAME

- 2 J.J. Watt at Arizona, 11/10/13
- DeMeco Ryans vs. Tennessee, 10/21/07

FUMBLE RETURN YARDS

CAREER RETURN YARDS

- 102 DeMeco Ryans, 2006-11
- 73 Johnathan Joseph, 2010-15
- 68 J.J. Watt, 2011-16
- 66 Antwan Peek, 2003-06
- 60 Charlie Anderson, 2004-07

LONGEST FUMBLE RETURN

- 66 Antwan Peek at Jacksonville, 12/26/04 (TD)
- 60 Charlie Anderson at Chicago, 12/19/04 (TD)
- 58 DeMarcus Faggins at Oakland, 12/3/06 (TD)

FUMBLES RETURNED FOR TOUCHDOWNS

CAREER

- 1 14 times, last by Quintin Demps, 2015

SEASON

- 1 14 times, last by Quintin Demps, 2015

GAME

- 1 14 times, last by Quintin Demps, 33 yards at Tennessee, 12/27/15

SCORING

SEASONS LEADING TEAM

- 8 Kris Brown, 2002-09
- 2 Neil Rackers, 2010-11
- 2 Randy Bullock, 2013-14

CONSECUTIVE SEASONS LEADING TEAM

- 8 Kris Brown, 2002-09
- 2 Neil Rackers, 2010-11
- 2 Randy Bullock, 2013-14

POINTS

CAREER

- 767 Kris Brown, 2002-09
- 410 Arian Foster, 2009-14
- 388 Andre Johnson, 2003-14
- 259 Neil Rackers, 2010-11
- 252 Randy Bullock, 2012-15

SEASON

- 138 Shayne Graham, 2012
- 135 Neil Rackers, 2011
- 130 Randy Bullock, 2014
- 127 Nick Novak, 2016

POINTS, NO TOUCHDOWNS, SEASON

- 138 Shayne Graham, 2012
- 135 Neil Rackers, 2011
- 130 Randy Bullock, 2014
- 127 Nick Novak, 2016

POINTS, NO TOUCHDOWNS, CAREER

- 767 Kris Brown, 2002-09
- 259 Neil Rackers, 2010-11
- 253 Randy Bullock, 2013-15

SEASONS, 100 OR MORE POINTS

- 4 Kris Brown, 2005, 2007-09
- 2 Randy Bullock, 2013-14
- Arian Foster, 2010, 2012
- Neil Rackers, 2010-11
- 1 Shayne Graham, 2012
- Nick Novak, 2016

SEASON, ROOKIE

- 60 Steve Slaton, 2008
- 48 Domanick Williams#, 2003
- 30 Owen Daniels, 2006
- 24 Andre Johnson, 2003
- Wali Lundy, 2006

GAME

- 19 Randy Bullock vs. Baltimore, 12/21/14
- 18 Arian Foster at Tennessee, 10/26/14
- Ben Tate vs. New England, 12/1/13
- Andre Johnson vs. Indianapolis, 11/3/13
- Arian Foster at Tennessee, 10/23/11
- Arian Foster vs. Indianapolis, 9/12/10
- Ryan Moats at Buffalo, 11/1/09

GAME, OPPONENT

- 26 Rob Bironas vs. Tennessee, 10/21/07
- 24 Shaun Alexander at Seattle, 10/16/05

CONSECUTIVE GAMES SCORING

- 99 Kris Brown, 12/14/03 – 1/3/10
- 35 Randy Bullock, 9/9/13 – 9/27/15
- 32 Neil Rackers, 9/12/10 – 1/1/12
- 28 Kris Brown, 9/8/02 – 11/30/03
- 16 Shayne Graham, 9/9/12 – 12/30/12
- 15 Nick Novak, 10/4/15 – 9/18/16
- 11 Arian Foster, 12/18/11 – 11/11/12

INDIVIDUAL RECORDS

SCORING (cont.)

TOUCHDOWNS

SEASONS LEADING TEAM

- 4 Andre Johnson, 2006-07, 2009, 2013
- Arian Foster, 2010-12, 2014
- 3 Domanick Williams#, 2003-05

CONSECUTIVE SEASONS LEADING TEAM

- 3 Arian Foster, 2010-12
- Domanick Williams#, 2003-05
- 2 Andre Johnson, 2006-07

CAREER

- 68 Arian Foster, 2009-15
- 64 Andre Johnson, 2003-14
- 29 Owen Daniels, 2006-13
- 28 Domanick Williams#, 2003-05
- 25 Kevin Walter, 2007-12

SEASON

- 18 Arian Foster, 2010
- 17 Arian Foster, 2012
- 14 Domanick Williams#, 2004
- 13 Arian Foster, 2014
- 12 Arian Foster, 2011
- 11 DeAndre Hopkins, 2015

SEASON, ROOKIE

- 10 Steve Slaton, 2008
- 8 Domanick Williams#, 2003
- 5 Owen Daniels, 2006

GAME

- 3 Arian Foster at Tennessee, 10/26/14
- Ben Tate vs. New England, 12/1/13
- Andre Johnson vs. Indianapolis, 11/3/13
- Arian Foster at Tennessee, 10/23/11
- Arian Foster vs. Indianapolis, 9/12/10
- Ryan Moats at Buffalo, 11/1/09

GAME, OPPONENT

- 4 Shaun Alexander at Seattle, 10/16/05
- 3 11 times, last by D.Freeman at Atlanta, 10/4/15

GAME, ROOKIE

- 2 10 times, last by J.Strong vs. Indianapolis, 10/8/15

GAME, OPPONENT, ROOKIE

- 3 Devonta Freeman at Atlanta, 10/4/15

CONSECUTIVE GAMES SCORING TOUCHDOWNS

- 11 Arian Foster, 12/18/11 – 11/11/12
- 9 Domanick Williams#, 11/7/04 – 1/2/05
- 7 Arian Foster, 10/5/14 – 12/7/14
- 6 Arian Foster, 10/23/11 – 12/4/11
- 5 Arian Foster, 10/17/10 – 11/14/10

POINTS AFTER TOUCHDOWNS

SEASONS LEADING TEAM

- 8 Kris Brown, 2002-09
- 2 Neil Rackers, 2010-11
- 2 Randy Bullock, 2013-14

ATTEMPTED, CAREER

- 253 Kris Brown, 2002-09
- 83 Neil Rackers, 2010-11
- 72 Randy Bullock, 2013-15

ATTEMPTED, SEASON

- 45 Shayne Graham, 2012
- 44 Kris Brown, 2009
- 43 Neil Rackers, 2010
- 40 Randy Bullock, 2014
- Neil Rackers, 2011
- Kris Brown, 2007

ATTEMPTED, GAME

- 6 Randy Bullock vs. Tennessee, 11/30/14
- Kris Brown vs. Jacksonville, 12/30/07

ATTEMPTED, GAME, OPPONENT

- 7 Mike Vanderjagt at Indianapolis, 11/14/04
- 6 Andrew Franks at Miami, 10/25/15
- Matt Boshier at Atlanta, 10/4/15
- Stephen Gostkowski at New England, 12/10/12
- Mason Crosby vs. Green Bay, 10/14/12
- Lawrence Tynes vs. Kansas City, 11/20/05
- Josh Brown at Seattle, 10/16/05
- Morten Anderson vs. Kansas City, 9/21/03

CONSECUTIVE POINTS AFTER TOUCHDOWN, CAREER

- 132 Kris Brown, 11/5/06 – 1/3/10
- 116 Kris Brown, 9/8/02 – 10/29/06
- 69 Neil Rackers, 9/12/10 – 11/6/11
- 66 Randy Bullock, 9/9/13 – 12/28/14

POINTS AFTER TOUCHDOWN PERCENTAGE, CAREER (250 ATTEMPTS)

- 99.2 Kris Brown, 2002-09 (251-253)

TWO-POINT CONVERSIONS

TWO-POINT CONVERSIONS, CAREER

- 2 Andre Johnson, 2003-14

TWO-POINT CONVERSIONS, SEASON

- 1 15 times, last by Jonathan Grimes, 2015

TWO-POINT CONVERSION, GAME

- 1 15 times, last by J.Grimes, at Buffalo, 12/06/15

TWO-POINT CONVERSION, GAME, OPPONENT

- 2 Lance Moore at New Orleans, 9/25/11

FIELD GOALS

SEASONS LEADING TEAM

- 8 Kris Brown, 2002-09
- 2 Neil Rackers, 2010-11
- 2 Randy Bullock, 2013-14

CONSECUTIVE SEASONS LEADING TEAM

- 8 Kris Brown, 2002-09
- 2 Neil Rackers, 2010-11
- 2 Randy Bullock, 2013-14

ATTEMPTED, CAREER

- 223 Kris Brown, 2002-09
- 76 Randy Bullock, 2013-15
- 68 Neil Rackers, 2010-11

ATTEMPTED, SEASON

- 41 Nick Novak, 2016
- 38 Shayne Graham, 2012
- Neil Rackers, 2011
- 37 Nick Novak, 2016
- 35 Randy Bullock, 2014
- Randy Bullock, 2013

ATTEMPTED, GAME

- 7 Kris Brown at Miami, 9/7/03
- 6 Randy Bullock vs. Baltimore, 12/21/14
- Shayne Graham vs. Indianapolis, 12/16/12

FIELD GOALS, CAREER

- 172 Kris Brown, 2002-09
- 61 Randy Bullock, 2013-15
- 59 Neil Rackers, 2010-11

FIELD GOALS, SEASON

- 35 Nick Novak, 2016
- 32 Neil Rackers, 2011
- 31 Shayne Graham, 2012
- 30 Randy Bullock, 2014
- 29 Kris Brown, 2008

FIELD GOALS, GAME

- 6 Randy Bullock vs. Baltimore, 12/21/14
- 5 Shayne Graham vs. Indianapolis, 12/16/12
- Kris Brown vs. Miami, 10/7/07
- Kris Brown at Baltimore, 12/4/05
- Kris Brown at Miami, 9/7/03
- Nick Novak at Indianapolis, 12/11/16

FIELD GOALS, GAME, OPPONENT

- *8 Rob Bironas vs. Tennessee, 10/21/07
- 5 Billy Cundiff at Baltimore, 10/16/11
- Rian Lindell at Buffalo, 9/11/05
- Phil Dawson vs. Cleveland, 1/2/05

CONSECUTIVE GAMES SCORING FIELD GOALS

- 19 Randy Bullock - 9/22/13 – 10/5/14
- 15 Neil Rackers, 11/1/10 – 10/9/11
- 10 Kris Brown, 11/13/05 – 9/17/06
- 9 Kris Brown, 10/25/09 – 12/27/09
- Kris Brown, 9/8/02 – 11/10/02

CONSECUTIVE FIELD GOALS MADE

- 18 Neil Rackers, 12/13/10 – 10/2/11
- 16 Randy Bullock, 9/22/13 – 9/14/14
- Nick Novak, 11/13/16 – 12/24/16
- 15 Kris Brown, 12/3/06 – 9/30/07
- Kris Brown, 9/7/08 – 11/23/08
- 13 Shayne Graham, 9/9/12 – 10/21/12
- Neil Rackers, 10/3/10 – 12/2/10

LONGEST FIELD GOAL

- 57 Neil Rackers at Denver, 12/26/10
- Kris Brown vs. Miami, 10/7/07
- 56 Kris Brown at Indianapolis, 11/8/09
- 55 Randy Bullock vs. Buffalo, 9/28/14

LONGEST FIELD GOAL, OPPONENT

- 58 Kyle Brindza vs. Tampa Bay, 9/27/15
- 57 Kai Forbath vs. New Orleans, 11/29/15
- 56 Blair Walsh vs. Minnesota, 12/23/12

FIELD GOAL PERCENTAGE, CAREER (100 ATTEMPTS)

- 77.1 Kris Brown, 2002-09

FIELD GOAL PERCENTAGE, SEASON

- 90.0 Neil Rackers, 2010
- 87.9 Kris Brown, 2008
- 86.2 Kris Brown, 2007
- 85.7 Nick Novak, 2015
- 85.4 Nick Novak, 2016

MOST FIELD GOALS, NO MISSES, GAME

- 6 Randy Bullock vs. Baltimore, 12/21/14
- 5 Kris Brown vs. Miami, 10/7/07
- Kris Brown at Baltimore, 12/4/05
- Nick Novak at Indianapolis, 12/11/16
- 4 Neil Rackers at New Orleans, 9/25/11
- Kris Brown vs. Tennessee, 10/9/05
- Nick Novak vs. Jacksonville, 12/18/16

MOST FIELD GOALS, NO MISSES, GAME, OPPONENT

- 8 Rob Bironas vs. Tennessee, 10/21/07
- 5 Rian Lindell at Buffalo, 9/11/05
- Phil Dawson vs. Cleveland, 1/2/05

MOST FIELD GOALS, 50 OR MORE YARDS, CAREER

- 14 Kris Brown, 2002-09
- 7 Neil Rackers, 2010-11
- 5 Randy Bullock, 2013-14

MOST FIELD GOALS, 50 OR MORE YARDS, SEASON

- 5 Kris Brown, 2007
- 4 Randy Bullock, 2014
- Shayne Graham, 2012
- Neil Rackers, 2011
- 3 Neil Rackers, 2010
- Nick Novak, 2016

INDIVIDUAL RECORDS

SCORING (cont.)

FIELD GOALS (cont.)

MOST FIELD GOALS, 50 OR MORE YARDS, GAME

- *3 Kris Brown vs. Miami, 10/7/07
- 2 Nick Novak vs. Jacksonville, 1/3/16
Neil Rackers at Denver, 12/26/10
Randy Bullock vs. Buffalo, 9/28/14

*NFL record

SAFETIES

CAREER

- 1 J.J. Watt, 2011-16
Joe Mays, 2013
Connor Barwin, 2009-12
Zac Diles, 2007-10, 2014
Brian Cushing, 2009-16
Seth Payne, 2002-06
Jimmy McClain, 2002

SEASON

- 1 J.J. Watt, 2014
Joe Mays, 2013
Connor Barwin, 2012
Brian Cushing, 2009
Seth Payne, 2002
Jimmy McClain, 2002

GAME

- 1 J.J. Watt vs. Jacksonville, 12/28/14
Joe Mays vs. Tennessee, 9/15/13
Connor Barwin vs. Baltimore, 10/21/12
Zac Diles at Jacksonville, 12/6/09
Brian Cushing vs. Oakland, 10/4/09
Jimmy McClain vs. Baltimore, 12/15/02
Seth Payne vs. Dallas, 9/2/02

GAME, OPPONENT

- 1 Geno Atkins vs. Cincinnati, 11/23/14
Cory Redding at Indianapolis, 12/15/13
Elvis Dumervil at Denver, 9/23/12

SERVICE

SEASONS

- 12 Andre Johnson, 2003-14
- 9 Duane Brown, 2008-16
- 8 Owen Daniels, 2006-13
- 8 Chester Pitts, 2002-09
- 8 Kris Brown, 2002-09
- 8 Brian Cushing, 2009-16
- 7 Kevin Walter, 2006-12
- 7 Matt Schaub, 2007-13
- 7 Chris Myers, 2008-14
- 7 Jon Weeks, 2010-16
- 7 Kareem Jackson, 2010-16

GAMES PLAYED

- 169 Andre Johnson, 2003-14
- 132 Duane Brown, 2008-16
- 128 Kris Brown, 2002-09
- 114 Chester Pitts, 2002-09
- 112 Chris Myers, 2008-14
- 111 Jon Weeks, 2010-16

CONSECUTIVE GAMES PLAYED

- 128 Kris Brown, 2002-09
- 114 Chester Pitts, 2002-09
- 112 Chris Myers, 2008-14
- 112 Jon Weeks, 2010-16
- 91 Eric Winston, 2006-11
- 83 Steve McKinney, 2002-07

STARTS

- 169 Andre Johnson, 2003-14
- 132 Duane Brown, 2008-16
- 114 Chester Pitts, 2002-09
- 112 Chris Myers, 2008-14
- 96 Owen Daniels, 2006-13

CONSECUTIVE STARTS

- 114 Chester Pitts, 2002-09
- 112 Chris Myers, 2008-14
- 86 Eric Winston, 2006-11
- 83 J.J. Watt, 2011-16
- 77 Mario Williams, 2006-10
- 73 DeMeco Ryans, 2006-10

TEAM RECORDS

WIN-LOSS RECORDS

WIN-LOSS RECORDS

Year	W	L	T	Pct.
2002	4	12	0	.250
2003	5	11	0	.313
2004	7	9	0	.438
2005	2	14	0	.125
2006	6	10	0	.375
2007	8	8	0	.500
2008	8	8	0	.500
2009	9	7	0	.563
2010	6	10	0	.375
2011	10	6	0	.625
2012	12	4	0	.750
2013	2	14	0	.125
2014	9	7	0	.563
2015	9	7	0	.563
2016	9	7	0	.563
Totals	106	134	0	.442

HOME

Year	W	L	T	Pct.
2002	2	6	0	.250
2003	3	5	0	.375
2004	3	5	0	.375
2005	2	6	0	.250
2006	4	4	0	.500
2007	6	2	0	.750
2008	6	2	0	.750
2009	4	4	0	.500
2010	4	4	0	.500
2011	5	3	0	.625
2012	6	2	0	.750
2013	1	7	0	.125
2014	5	3	0	.625
2015	5	3	0	.625
2016	7	1	0	.875
Totals	63	57	0	.525

ROAD

Year	W	L	T	Pct.
2002	2	6	0	.250
2003	2	6	0	.250
2004	4	4	0	.500
2005	0	8	0	.000
2006	2	6	0	.250
2007	2	6	0	.250
2008	2	6	0	.250
2009	5	3	0	.625
2010	2	6	0	.250
2011	5	3	0	.625
2012	6	2	0	.750
2013	1	7	0	.125
2014	4	4	0	.500
2015	4	4	0	.500
2016	2	6	0	.250
Totals	43	77	0	.358

GAMES WON

CONSECUTIVE GAMES WON

- 7 10/23/11 - 12/11/11
- 6 10/21/12 - 12/2/12
- 12/13/09 - 9/19/10 (over two seasons)
- 5 12/20/15 - 9/18/16
- 9/9/12 - 10/8/12
- 4 11/1/15 - 11/29/15
- 11/23/08 - 12/14/08
- 12/24/06 - 9/16/07 (over two seasons)

GAMES WON, SEASON

- 12 2012
- 10 2011
- 9 2009, 2014, 2015, 2016
- 8 2007, 2008

CONSECUTIVE GAMES WON, SINGLE SEASON

- 7 10/23/11 - 12/11/11
- 6 10/21/12 - 12/2/12
- 5 9/9/12 - 10/8/12
- 4 11/1/15 - 11/29/15
- 12/13/09 - 1/3/10
- 11/23/08 - 12/14/08

CONSECUTIVE GAMES WON, START OF SEASON

- 5 2012
- 2 2007, 2010, 2011, 2013, 2014, 2016

CONSECUTIVE GAMES WON, END OF SEASON

- 4 2009
- 3 2015
- 2 2006, 2014

CONSECUTIVE HOME GAMES WON

- 6 1/3/16 - 10/30/16
- 4 10/21/12 - 12/16/12
- 11/18/07 - 12/30/07

CONSECUTIVE ROAD GAMES WON

- 6 9/16/12 - 12/2/12
- 4 12/20/09 - 10/3/10
- 10/23/11 - 12/11/11
- 3 10/26/14 - 12/7/14

SHUTOUT GAMES WON, SEASON

- 1 2010: 20-0 vs. Tennessee, 11/28/10
- 2004: 21-0 at Jacksonville, 12/26/04

WIN-LOSS RECORDS

CONSECUTIVE GAMES LOST

- 14 9/22/13 - 12/29/13
- 7 1/2/05 - 10/23/05
- 6 11/6/05 - 12/11/05
- 12/7/03 - 9/19/04
- 12/24/05 - 9/26/06
- 9/15/02 - 10/20/02

GAMES LOST, SEASON

- 14 2013
- 2005
- 12 2002
- 11 2003

CONSECUTIVE GAMES LOST, SEASON

- 14 9/22/13 - 12/29/13
- 6 11/6/05 - 12/11/05
- 9/11/05 - 10/23/05
- 9/15/02 - 10/20/02

CONSECUTIVE GAMES LOST, START OF SEASON

- 6 2005
- 4 2008
- 2 2004, 2006, 2015

CONSECUTIVE GAMES LOST, END OF SEASON

- 14 2013
- 4 2003
- 3 2002, 2011

CONSECUTIVE HOME GAMES LOST

- 7 9/22/13 - 12/1/13
- 5 12/24/04 - 10/23/05
- 4 9/22/02 - 11/17/02

CONSECUTIVE ROAD GAMES LOST

- 12 9/11/05 - 11/5/06
- 7 9/22/13 - 12/29/13
- 6 11/1/10 - 12/26/10

SHUTOUT GAMES LOST, SEASON

- 2 2003: 27-0 at Jacksonville, 12/7/03

SCORING

TOUCHDOWNS

MOST, SEASON

- 46 2012
- 2009
- 44 2010
- 43 2007
- 41 2011

FEWEST, SEASON

- 22 2002
- 26 2005
- 28 2013
- 29 2003
- 30 2006

MOST, GAME

- 6 vs. Tennessee, 11/30/14
- vs. Jacksonville, 12/30/07
- 5 9 times, last vs. Jacksonville (OT), 11/18/12

MOST ALLOWED, SEASON

- 52 2010
- 50 2005
- 48 2013
- 45 2008
- 43 2007

MOST ALLOWED, GAME

- 7 2 times, last at Atlanta, 10/4/15
- 6 6 times, last at Miami, 10/25/15

FEWEST ALLOWED, SEASON

- 27 2011
- 36 2014
- 2016
- 37 2015
- 38 2012

FEWEST ALLOWED, GAME

- 0 17 times, last vs. Jacksonville, 1/3/16

POINTS SCORED

MOST SCORED, SEASON

- 416 2012
- 390 2010
- 388 2009
- 381 2011
- 379 2007

MOST SCORED, GAME

- 45 vs. Tennessee, 11/30/14
- 43 vs. Jacksonville (OT), 11/18/12
- vs. Baltimore, 10/21/12
- 42 vs. Jacksonville, 12/30/07
- 41 at Tennessee, 10/23/11

FEWEST POINTS SCORED, SEASON

- 213 2002
- 255 2003
- 260 2005
- 267 2006
- 276 2013

FEWEST POINTS SCORED, GAME

- 0 at Jacksonville, 12/7/03
- at New England, 9/22/16
- 3 7 times, last at Indianapolis, 12/15/13

MOST POINTS SCORED, SEASON, OPPONENT

- 431 2005
- 428 2013
- 427 2010
- 394 2008
- 384 2007

TEAM RECORDS

SCORING (cont.)

POINTS SCORED (cont.)

MOST POINTS SCORED, GAME, OPPONENT

- 49 at Indianapolis, 11/14/04
- 48 at Atlanta, 10/4/15
- 45 vs. Kansas City, 11/20/05
- 44 at Miami, 10/25/15
- 43 at Indianapolis, 9/17/06

FEWEST POINTS SCORED, SEASON, OPPONENT

- 278 2011
- 307 2014
- 313 2015
- 328 2016
- 331 2012

FEWEST POINTS SCORED, GAME, OPPONENT

- 0 vs. Tennessee, 11/28/10
- 0 at Jacksonville, 12/26/04
- 3 vs. Kansas City, 9/9/07
- 5 at Chicago, 12/19/04
- 6 13 times, last vs. Jacksonville, 1/3/16

MOST POINTS, SHUTOUT VICTORY, GAME

- 21 at Jacksonville, 12/26/04
- 20 vs. Tennessee, 11/28/10

FEWEST POINTS, SHUTOUT VICTORY, GAME

- 20 vs. Tennessee, 11/28/10
- 21 at Jacksonville, 12/26/04

MOST POINTS, GAME, BOTH TEAMS

- 80 Texans 43 vs. Jacksonville 37 (OT), 11/18/12
- 74 Texans 36 vs. Tennessee 38, 10/21/07
- 73 Texans 33 at New Orleans 40, 9/25/11
- 70 Texans 42 vs. Jacksonville 28, 12/30/07
- Texans 26 at Miami 44, 10/25/15
- 69 Texans 21 at Atlanta 48, 10/4/15

FEWEST POINTS, GAME, BOTH TEAMS

- 16 Texans 10 at Cincinnati 6, 11/16/15
- Texans 3 vs. Tennessee 13, 12/29/02
- 19 Texans 13 at Chicago 6, 11/11/12
- Texans 6 vs. Jacksonville 13, 11/24/13
- Texans 3 at Tampa Bay 16, 12/14/03
- 20 Texans 20 vs. Tennessee 0, 11/28/10
- Texans 14 vs. Cleveland 6, 12/31/06

MOST POINTS IN FIRST QUARTER

- 17 vs. Indianapolis, 9/11/11
- vs. Seattle, 12/13/09
- 14 13 times, last vs. Tennessee, 10/2/16

MOST POINTS IN SECOND QUARTER

- 24 vs. Arizona, 12/18/05
- vs. Miami, 9/9/12
- 21 vs. Jacksonville, 12/30/07
- 20 vs. Seattle, 9/29/13
- vs. Baltimore, 10/21/12

MOST POINTS IN THIRD QUARTER

- 17 at Tennessee, 12/27/15

MOST POINTS IN FOURTH QUARTER

- 29 vs. Tennessee, 10/21/07
- 22 at Buffalo, 11/1/09
- 21 at Jacksonville, 10/18/15
- at Atlanta, 10/4/15
- vs. Kansas City, 10/17/10
- vs. New England, 1/3/10
- at Indianapolis, 9/17/06
- vs. Minnesota, 10/10/04

MOST POINTS IN FIRST QUARTER, OPPONENT

- 24 vs. Indianapolis, 10/9/14
- 21 at Tennessee, 12/19/10
- at Miami, 10/25/15
- 17 at New England, 12/17/06

MOST POINTS IN SECOND QUARTER, OPPONENT

- 24 at Pittsburgh, 10/20/14
- 21 at Atlanta, 10/4/15
- at Indianapolis, 12/23/07
- at San Diego, 10/28/07
- vs. Kansas City, 11/20/05

MOST POINTS IN THIRD QUARTER, OPPONENT

- 21 vs. St. Louis, 10/13/13
- at Indianapolis, 11/14/04
- 17 at Cleveland, 10/20/02

MOST POINTS IN FOURTH QUARTER, OPPONENT

- 23 at New Orleans, 9/25/11
- 22 vs. Baltimore, 11/9/08
- 21 5 times, last vs. Denver, 12/23/13

MOST POINTS IN FIRST QUARTER, BOTH TEAMS

- 24 Texans 0 vs. Colts 24, 10/9/14
- Texans 10 vs. San Diego 14, 11/7/10
- 21 7 times, last: Texans 0 at Miami 21, 10/25/15

MOST POINTS IN SECOND QUARTER, BOTH TEAMS

- 31 Texans 24 vs. Arizona 7, 12/18/05
- 30 Texans 6 at Pittsburgh 24, 10/20/14
- 28 5 times, last: Texans 14 at Detroit 14, 11/22/12

MOST POINTS IN THIRD QUARTER, BOTH TEAMS

- 28 Texans 7 at Indianapolis 21, 11/14/04
- 27 Texans 10 at Cleveland 17, 10/20/02
- 21 8 times, last: Texans 14 vs. N.Y. Jets 7, 11/22/15

MOST POINTS IN FOURTH QUARTER, BOTH TEAMS

- 37 Texans 14 at New Orleans 23, 9/25/11
- 35 Texans 29 vs. Tennessee 6, 10/21/07
- 34 Texans 13 at Indianapolis 21, 9/17/06
- 30 Texans 20 at N.Y. Jets 10, 11/21/10
- 29 Texans 8 at Jacksonville 21, 10/14/07

CONSECUTIVE GAMES SCORING A TOUCHDOWN

- 105 10/22/06 – 12/16/12
- 30 12/22/13 – 12/06/15
- 29 12/21/03 – 11/27/05
- 12 9/7/03 – 11/30/03

CONSECUTIVE GAMES SCORING

- 197 12/14/03 – 9/18/16
- 28 9/8/02 – 11/30/03

CONSECUTIVE QUARTERS HELD SCORELESS

- 7 4th quarter vs. Atlanta, 11/30/03, through 2nd quarter at Tampa Bay, 12/14/03
- 4 4 times, last 1st quarter at New England, 9/22/16 through 4th quarter at New England, 9/22/16

CONSECUTIVE QUARTERS HELD SCORELESS, OPPONENTS

- 5 3rd quarter at Indianapolis, 12/20/15, through 3rd quarter at Tennessee, 12/27/15
- 5 2nd quarter vs. Washington, 9/7/14, through 4th quarter at Oakland, 9/14/14
- 5 3rd quarter vs. Jacksonville, 1/2/11, through 3rd quarter vs. Indianapolis, 9/11/11

CONSECUTIVE QUARTERS HELD WITHOUT A TOUCHDOWN, OPPONENTS

- 13 vs. Indianapolis, 12/12/04 through vs. Cleveland, 1/2/05
- 12 at Miami, 10/25/15 through vs. N.Y. Jets, 11/22/15
- 9 vs. Baltimore, 10/21/12 through at Chicago, 11/11/12

MOST POINTS BY HALF

FIRST HALF

- 34 vs. Indianapolis, 9/11/11
- 29 vs. Baltimore, 10/21/12
- 27 at Miami, 12/27/09

SECOND HALF

- 29 vs. Tennessee, 10/21/07
- 28 vs. Kansas City, 10/17/10
- vs. Minnesota, 10/10/04
- 26 at Miami, 10/25/15
- 25 at Buffalo, 11/1/09
- 24 vs. Tennessee, 9/30/12

MOST POINTS BY HALF, OPPONENT

FIRST HALF

- 41 at Miami, 10/25/15
- 35 at San Diego, 10/28/07
- 31 vs. Kansas City, 11/20/05
- 28 at Atlanta, 10/4/15
- 27 vs. Kansas City, 9/13/15
- vs. Indianapolis, 10/9/14
- at New England, 12/17/06

SECOND HALF

- 31 at Dallas, 10/15/06
- 30 at New Orleans, 9/25/11
- 29 vs. Baltimore, 11/9/08
- 28 4 times, last vs. Indianapolis, 11/29/09

MOST POINTS BY HALF, BOTH TEAMS

FIRST HALF

- 48 Texans 24 at Tennessee 24, 9/20/09
- 41 Texans 0 at Miami 41, 10/25/15
- 41 Texans 14 vs. Indianapolis 27, 10/9/14
- 38 Texans 21 vs. Jacksonville 17, 9/27/09
- Texans 3 at San Diego 35, 10/28/07
- Texans 7 vs. Kansas City 31, 11/20/05

SECOND HALF

- 47 Texans 17 at New Orleans 30, 9/25/11
- 45 Texans 28 vs. Kansas City 17, 10/17/10
- 45 Texans 29 vs. Tennessee 16, 10/21/07
- 44 Texans 21 at Indianapolis 23, 9/17/06

EXTRA POINTS

SEASON

- 45 2012
- 43 2010
- 2009
- 40 2014
- 2007

GAME

- 6 vs. Tennessee, 11/30/14
- vs. Jacksonville, 12/30/07
- 5 5 times, last vs. Baltimore, 10/21/12

SEASON, OPPONENT

- 50 2010
- 47 2005
- 46 2013
- 43 2008
- 42 2007

GAME, OPPONENT

- 7 at Indianapolis, 11/14/04
- 6 6 times, last at Atlanta, 10/4/15

TEAM RECORDS

SCORING (cont.)

TWO-POINT CONVERSIONS

SEASON

- 3 2007
- 2 2015
- 2006
- 2002

GAME

- 1 15 times, last at Buffalo, 12/06/15

DEFENSIVE TOUCHDOWNS

SEASON

- 5 2014, 2004
- 4 2012
- 3 2015, 2009, 2002

GAME

- 2 vs. Tennessee, 9/30/12
- at Pittsburgh, 12/8/02

SCORING MARGIN

MARGIN OF VICTORY

- 34 at Tennessee, 10/23/11
- 30 vs. Baltimore, 10/21/12
- 29 vs. Cincinnati, 10/26/08
- 28 at Tennessee, 12/27/15
- 28 at Tampa Bay, 11/13/11

MARGIN OF DEFEAT

- 35 at Indianapolis, 11/14/04
- vs. Cincinnati, 11/03/02
- 33 at New England, 12/17/06
- 32 at Seattle, 10/16/05
- 31 at San Francisco, 10/6/13

COMEBACK VICTORIES (POINTS BEHIND)

- 21 at San Diego, 9/9/13, 31-28 final
- 18 vs. Tennessee, 11/28/04, 31-21 final
- 17 at Washington, 9/19/10, 30-27 final (OT)
- 14 5 times, last vs. Indianapolis, 10/16/16, 26-23 final (OT)

LARGEST DEFICIT OVERCOME

- 25 vs. Tennessee, 10/21/07, down 32-7, 36-38 final
- 21 at San Diego, 9/9/13, down 28-7, 31-28 final
- vs. Baltimore, 12/13/10, down 21-0 and 28-7, 28-34 final (OT)
- at Arizona, 10/11/09, down 21-0, 21-28 final
- vs. Minnesota, 10/10/04, down 21-0, 28-34 final (OT)
- vs. Tennessee, 11/28/04, down 21-3, 31-21 final

LARGEST LEAD BEFORE OPPONENT SCORES

- 34 at Tennessee, 12/27/15
- 34 vs. Indianapolis, 9/11/11
- 27 at Oakland, 9/14/14
- at Tennessee, 10/23/11
- 24 vs. Tennessee, 11/30/14
- vs. Seattle, 12/13/09

SCORING DRIVES

LONGEST SCORING DRIVE (YARDS)

- 99 vs. Baltimore, 12/13/10, 15 plays, TD
- at Jacksonville, 10/18/15, 16 plays, TD
- 98 at Tennessee, 10/26/14, 11 plays, TD
- vs. Tennessee, 10/21/07, 7 plays, TD
- at Tennessee, 10/12/03, 2 plays, TD
- 97 at Denver, 9/23/12, 14 plays, TD
- at Detroit, 11/22/12, 15 plays, TD

LONGEST SCORING DRIVE (PLAYS)

- 19 vs. Pittsburgh, 10/2/11, 95 yards, TD
- vs. Atlanta, 12/4/11, 85 yards, TD
- 18 at N.Y. Giants, 11/5/06, 80 yards, TD
- 17 at Jacksonville, 9/6/12, 80 yards, TD
- 16 12 times, last vs. N.Y. Jets, 11/22/15, 88 yds, FG

LONGEST SCORING DRIVE (TIME)

- 10:55 vs. Pittsburgh, 10/2/11, 19 plays, 95 yards, TD
- 10:41 vs. Atlanta, 12/4/11, 19 plays, 85 yards, TD
- 10:26 vs. Kansas City, 9/9/07, 15 plays, 65 yards, FG
- 10:08 vs. Detroit, 10/19/08, 15 plays, 79 yards, TD
- 9:29 vs. Indianapolis, 12/24/06, 15 plays, 51 yards, FG

SHORTEST SCORING DRIVE (YARDS)

- 12 at Tennessee, 9/21/08, 4 plays, FG
- 10 vs. Miami, 9/9/12, 4 plays, FG
- 5 at Pittsburgh, 12/8/02, 4 plays, FG
- 4 at Pittsburgh, 9/7/08, 4 plays, FG
- 3 at Oakland, 12/3/06, 4 plays, FG
- 1 at Jacksonville, 11/27/11, 4 plays, FG
- vs. Jacksonville, 9/28/03, 4 plays, FG

SHORTEST SCORING DRIVE (PLAYS)

- 1 15 times, last vs. Tennessee, 11/30/14, 70 yds, TD

SHORTEST SCORING DRIVE (TIME)

- 0:02 vs. Cleveland, 11/6/11, 1 play, 0 yards, FG
- 0:04 vs. San Diego, 11/7/10, 1 play, 8 yards, TD
- vs. Jacksonville, 12/1/08, 1 play, 7 yards, TD
- at Denver, 11/7/04, 1 play, 1 yard, TD
- 0:07 vs. Jacksonville, 12/1/08 1 play, 40 yards, TD
- 0:09 at N.Y. Jets, 11/21/10, 1 play, 43 yards, TD

TOTAL OFFENSE

MOST NET YARDS GAINED, SEASON

- 6,186 2010
- 6,129 2009
- 6,113 2008
- 5,954 2011
- 5,953 2012

MOST NET YARDS GAINED, GAME

- 653 vs. Jacksonville (OT), 11/18/12
- 549 at Green Bay, 12/7/08
- 526 at Washington (OT), 9/19/10
- 518 at Tennessee, 10/23/11
- 501 at Detroit (OT), 11/22/12

FEWEST NET YARDS GAINED, SEASON

- 3,572 2002
- 4,053 2005
- 4,306 2003
- 4,465 2006
- 5,128 2004

FEWEST NET YARDS GAINED, GAME

- 47 at Pittsburgh, 12/8/02
- 107 at Tampa Bay, 12/14/03
- 118 at San Diego, 9/15/02
- 120 at Buffalo, 9/11/05
- 124 at Oakland, 12/3/06
- at Jacksonville, 12/7/03

MOST NET YARDS ALLOWED, SEASON

- 6,082 2003
- 6,031 2010
- 5,824 2005
- 5,571 2014
- 5,507 2007

MOST NET YARDS ALLOWED, GAME

- 535 at Tennessee, 10/12/03
- 525 at Detroit (OT), 11/22/12
- 515 at Indianapolis, 9/17/06
- 511 vs. Denver, 12/22/13
- 510 vs. Minnesota (OT), 10/10/04

FEWEST NET YARDS ALLOWED, SEASON

- 4,571 2011
- 4,821 2016
- 5,081 2013
- 5,172 2012
- 5,198 2009

FEWEST NET YARDS ALLOWED, GAME

- 117 at Jacksonville, 9/16/12
- 126 at Jacksonville, 12/26/04
- 148 at Tennessee, 10/23/11
- 150 vs. Jacksonville, 12/18/16
- 162 vs. Tennessee, 11/28/10

MOST NET YARDS GAINED, SEASON, BOTH TEAMS

- 12,217 2010
- 11,498 2008
- 11,327 2009
- 11,125 2012
- 11,084 2014
- 11,084 2015

MOST NET YARDS GAINED, GAME, BOTH TEAMS

- 1,098 Texans 640 vs. Jacksonville 458 (OT), 11/18/12
- 1,026 Texans 501 at Detroit 525 (OT), 11/22/12
- 993 Texans 458 at Tennessee 535, 10/12/03
- 947 Texans 526 at Washington 421 (OT), 9/19/10
- 937 Texans 549 at Green Bay 388, 12/7/08

FEWEST NET YARDS GAINED, SEASON, BOTH TEAMS

- 8,802 2002
- 9,865 2006
- 9,877 2005
- 10,388 2003
- 10,525 2011

FEWEST NET YARDS GAINED, GAME, BOTH TEAMS

- 385 Texans 118 at San Diego 267, 9/15/02
- 426 Texans 124 at Oakland 302, 12/3/06
- 428 Texans 198 at New England 230, 12/17/06
- 436 Texans 120 at Buffalo 316, 9/11/05
- 443 Texans 165 at Indianapolis 278, 12/1/02

MOST NET YARDS GAINED, FIRST HALF

- 364 vs. Seattle, 12/13/09
- 324 vs. Seattle, 9/29/13
- 306 at Miami, 12/27/09
- 303 at Tennessee, 10/23/11
- 301 at New Orleans, 9/25/11

MOST NET YARDS GAINED, SECOND HALF

- 328 at N.Y. Giants, 9/21/14
- 309 vs. Tennessee, 10/21/07
- 306 vs. Kansas City, 10/17/10
- 301 vs. Baltimore, 12/13/10
- 298 at Atlanta, 10/4/15

FEWEST NET YARDS GAINED, FIRST HALF

- 21 at Pittsburgh, 12/8/02
- 24 vs. Tennessee, 10/21/07
- 46 at Tampa Bay, 12/14/03
- 47 at San Diego, 9/15/02
- 53 at Oakland, 12/3/06

FEWEST NET YARDS GAINED, SECOND HALF

- 4 vs. Indianapolis, 10/23/05
- 26 at Pittsburgh, 12/8/02
- 41 at Arizona, 11/10/13
- 47 Twice, last at Jacksonville, 11/27/11
- 53 vs. New England, 12/13/15

MOST NET YARDS ALLOWED, FIRST HALF

- 392 at Miami, 10/25/15
- 355 vs. Denver, 12/22/13
- 299 vs. Washington, 9/24/06
- 297 at Arizona, 10/11/09
- 292 at Indianapolis, 12/23/07

TEAM RECORDS

TOTAL OFFENSE (cont.)

MOST NET YARDS ALLOWED, SECOND HALF

307 vs. New England, 12/1/13
302 at Indianapolis, 11/16/05
295 vs. New England, 11/23/03
291 at Jacksonville, 11/14/10
290 at Denver, 12/26/10

FEWEST NET YARDS ALLOWED, FIRST HALF

31 vs. Baltimore, 12/21/14
43 at Jacksonville, 9/16/12
50 vs. San Francisco, 10/25/09
54 vs. Tennessee, 11/28/10
57 vs. N.Y. Jets, 11/22/15

FEWEST NET YARDS ALLOWED, SECOND HALF

41 at San Diego, 10/28/07
43 at Arizona, 10/11/09
46 vs. Oakland, 10/4/09
61 vs. Jacksonville, 10/30/11
65 at Jacksonville, 12/7/14
at Tampa Bay, 11/13/11

MOST NET YARDS GAINED, FIRST QUARTER

185 at New Orleans, 9/25/11
184 at Tampa Bay, 11/13/11
178 vs. Indianapolis, 11/3/13
vs. Tennessee, 10/3/16
174 vs. Seattle, 12/13/09

MOST NET YARDS GAINED, SECOND QUARTER

207 at Tennessee, 10/23/11
190 vs. Seattle, 12/13/09
183 vs. Seattle, 9/29/13
179 at Miami, 12/27/09
174 vs. Buffalo, 10/13/02

MOST NET YARDS GAINED, THIRD QUARTER

190 at Indianapolis, 12/30/12
183 at Oakland, 10/3/10
178 at N.Y. Giants, 9/21/14
175 vs. Carolina, 12/18/11
170 at Jacksonville, 11/14/10

MOST NET YARDS GAINED, FOURTH QUARTER

257 at Atlanta, 10/4/15
253 vs. Tennessee, 10/21/07
203 vs. Jacksonville, 11/18/12
196 at Arizona, 10/11/09
194 vs. Baltimore, 12/13/10

FEWEST NET YARDS GAINED, FIRST QUARTER

-5 at Indianapolis, 11/14/04
-3 at Buffalo, 9/11/05
0 at Miami, 10/25/15
2 vs. Indianapolis, 10/9/14
4 vs. Jacksonville, 11/24/13
at Pittsburgh, 12/8/02

FEWEST NET YARDS GAINED, SECOND QUARTER

4 at San Francisco, 1/1/06
6 at San Diego, 9/15/02
9 vs. New England, 11/23/03
10 at Indianapolis, 12/22/11
11 at Oakland, 12/3/06

FEWEST NET YARDS GAINED, THIRD QUARTER

0 at Arizona, 11/10/13
2 vs. Pittsburgh, 10/2/11
5 at Indianapolis, 9/17/06
7 at Kansas City, 9/26/04
10 vs. Philadelphia, 9/10/06

FEWEST NET YARDS GAINED, FOURTH QUARTER

-17 vs. Indianapolis, 10/23/05
-9 at Cincinnati, 11/9/03
-1 at Kansas City, 10/20/13
4 at Jacksonville Jaguars, 11/27/11
8 vs. Arizona, 12/18/05
at Pittsburgh, 12/8/02

MOST NET YARDS ALLOWED, FIRST QUARTER

220 vs. Buffalo, 11/19/06
219 at Miami, 10/25/15
218 vs. Indianapolis, 10/9/14
191 at Indianapolis, 11/8/09
171 vs. Pittsburgh, 9/18/05
170 vs. Denver, 12/22/13

MOST NET YARDS ALLOWED, SECOND QUARTER

193 vs. Philadelphia, 9/10/06
185 vs. Denver, 12/22/13
177 vs. Tennessee, 12/21/03
173 at Miami, 10/25/15
171 at Oakland, 9/14/14
170 at Jacksonville, 12/6/09

MOST NET YARDS ALLOWED, THIRD QUARTER

224 at Indianapolis, 11/16/08
213 vs. Oakland, 11/17/13
197 vs. New England, 12/1/13
177 at Baltimore, 10/16/11
170 at Denver, 12/26/10

MOST NET YARDS ALLOWED, FOURTH QUARTER

224 vs. Indianapolis, 9/12/10
213 at Jacksonville, 11/14/10
210 vs. Green Bay, 11/21/04
185 at New Orleans, 9/25/11
176 at Carolina, 9/16/07

FEWEST NET YARDS ALLOWED, FIRST QUARTER

-9 vs. N.Y. Jets, 9/13/03
-1 at Jacksonville, 12/26/04
1 vs. San Francisco, 10/25/09
3 at Oakland, 9/14/14
4 vs. Detroit, 10/18/08

FEWEST NET YARDS ALLOWED, SECOND QUARTER

-2 vs. Indianapolis, 11/3/13
0 at Jacksonville, 9/16/12
11 at Carolina, 9/16/07
17 vs. Tennessee, 11/1/15
17 at New Orleans, 9/14/03

FEWEST NET YARDS ALLOWED, THIRD QUARTER

-5 vs. Miami, 9/9/12
1 at Tampa Bay, 11/13/11
4 vs. Tennessee, 9/15/13
at Indianapolis, 12/30/12
6 at Cincinnati, 10/18/09

FEWEST NET YARDS ALLOWED, FOURTH QUARTER

2 vs. Oakland, 11/17/13
at Pittsburgh, 9/7/08
3 vs. Dallas, 9/8/02
7 at Tennessee, 9/21/08
9 at San Diego, 9/9/13
at Arizona, 10/11/09

RUSHING

RUSHING YARDS

SEASON

2,448 2011
2,161 2014
2,123 2012
2,042 2010
1,882 2004

GAME

261 vs. Cleveland, 11/6/11
257 vs. Indianapolis, 9/12/10
249 at Oakland, 10/3/10
244 vs. Jacksonville, 1/2/11
222 at Tennessee, 10/23/11

FEWEST, SEASON

1,347 2002
1,475 2009
1,586 2007
1,651 2003
1,687 2006

FEWEST, GAME

24 vs. N.Y. Giants, 10/10/10
25 at N.Y. Jets, 11/26/06
28 vs. Tennessee, 12/29/02
30 at Tennessee, 12/19/10
34 vs. Minnesota, 12/23/12
at Dallas, 10/15/06
at Buffalo, 11/16/03

ALLOWED, SEASON

2,370 2003
2,303 2005
2,089 2002
1,963 2008
1,958 2013

ALLOWED, GAME

320 at Seattle, 10/16/05
248 at Miami, 10/25/15
247 at Washington, 12/22/02
244 at Jacksonville, 10/14/07
240 at Tennessee, 9/20/09
at Cincinnati, 11/9/03

FEWEST ALLOWED, SEASON

1,536 2011
1,560 2012
1,595 2016
1,681 2014
1,711 2009

FEWEST ALLOWED, GAME

18 at Washington, 9/19/10
24 vs. Tennessee, 11/28/10
27 at N.Y. Jets, 11/26/06
30 at Tennessee, 12/27/15
32 vs. Jacksonville, 1/3/16

SEASON, BOTH TEAMS

4,119 2005
4,021 2003
3,984 2011
3,842 2014
3,809 2008

GAME, BOTH TEAMS

442 Texans 244 vs. Jacksonville 198, 1/2/11
387 Texans 67 at Seattle 320, 10/16/05
380 Texans 140 at Cincinnati 240, 11/9/03
367 Texans 249 at Oakland 118, 10/3/10
360 Texans 132 vs. Kansas City 228, 10/17/10

FEWEST, SEASON, BOTH TEAMS

3,186 2009
3,411 2007
3,436 2002
3,643 2006
3,683 2012

FEWEST, GAME, BOTH TEAMS

52 Texans 25 at N.Y. Jets 27, 11/26/06
76 Texans 58 at Washington 18, 9/19/10
89 Texans 45 at Arizona 44, 10/11/09
141 Texans 24 vs. N.Y. Giants 117, 10/10/10

TEAM RECORDS

RUSHING (cont.)

ATTEMPTS

SEASON

551 2014
546 2011
508 2012
481 2004
472 2015
437 2005

GAME

54 at Cleveland, 11/16/14
48 at Jacksonville, 9/16/12
47 at Tennessee, 10/23/11
46 vs. Tampa Bay, 9/27/15
at Oakland, 9/14/14
44 3 times, last vs. Atlanta, 12/4/11

FEWEST, SEASON

414 2013
417 2007
421 2003
423 2010
424 2002

FEWEST, GAME

12 vs. Tennessee, 10/21/07
13 vs. N.Y. Jets, 9/13/09
14 at N.Y. Jets, 11/26/06
15 vs. N.Y. Giants, 10/10/10

SEASON, OPPONENT

533 2003
509 2002
506 2005
454 2013
446 2006

GAME, OPPONENT

57 at Cincinnati, 11/9/03
47 at San Francisco, 1/1/06
46 at Washington, 12/22/02
43 vs. Cincinnati, 11/23/14
42 7 times, last at N.Y. Giants, 9/21/14

FEWEST, SEASON, OPPONENT

378 2011
388 2015
390 2012
396 2009

FEWEST, GAME, OPPONENT

10 vs. New Orleans, 11/29/15
vs. Indianapolis, 9/12/10
11 at Tennessee, 12/27/15
12 vs. Baltimore, 10/21/12
vs. Tennessee, 11/28/10
vs. Jacksonville, 10/31/04

RUSHING AVERAGE

SEASON

4.83 2010
4.48 2011
4.27 2008
4.21 2013
4.08 2016

GAME

7.37 at Cincinnati, 11/9/03 (19-140)
7.32 at Detroit (OT), 11/22/12 (28-205)
7.23 vs. Buffalo, 11/19/06 (26-188)
7.10 at Indianapolis, 11/16/08 (21-149)
7.08 vs. Tennessee, 11/28/04 (25-177)

LOWEST, SEASON

3.18 2002
3.47 2009
3.67 2015
3.80 2007

LOWEST, GAME

1.21 at Buffalo, 11/16/03 (28-34)
1.27 vs. Tennessee, 12/29/02 (22-28)
1.42 at Pittsburgh, 12/8/02 (26-37)
1.60 vs. N.Y. Giants, 10/10/10 (15-24)
1.61 vs. Buffalo, 9/28/14 (23-37)

SEASON, OPPONENT

4.55 2005
4.47 2008
4.45 2003
4.42 2004
4.38 2006

GAME, OPPONENT

9.60 at Tennessee, 9/20/09 (25-240)
9.38 at Jacksonville, 10/14/07 (26-244)
8.64 vs. Jacksonville, 12/28/14 (14-121)
7.62 at Seattle, 10/16/05 (42-320)
7.55 at Oakland, 10/3/04 (20-151)

LOWEST, SEASON, OPPONENT

4.00 2014
2012
4.04 2010
4.06 2011
4.10 2002

LOWEST, GAME, OPPONENT

1.04 at N.Y. Jets, 11/26/06 (26-27)
1.06 at Washington, 9/19/10 (17-18)
2.00 vs. Tennessee, 11/28/10 (12-24)
2.06 vs. Baltimore, 12/21/14 (16-33)
2.08 at Chicago, 12/19/04 (26-54)

RUSHING TOUCHDOWNS

SEASON

20 2010
19 2012
18 2011
16 2008
2004

GAME

4 vs. New England, 12/1/13
3 13 times, last at Jacksonville, 12/7/14

SEASON, OPPONENT

21 2005
18 2008
17 2009
16 2010
2006

GAME, OPPONENT

5 at Seattle, 10/16/05
4 at Atlanta, 10/4/15
vs. Jacksonville, 9/27/09
vs. Jacksonville, 12/24/05

100-YARD RUSHING GAMES BY AN INDIVIDUAL

SEASON

11 2011
8 2014
2010
7 2012
5 2008
2004

SEASON, OPPONENT

10 2005
7 2004
2003
6 2007
5 2008
2002

CONSECUTIVE GAMES WITH A RUSHING TOUCHDOWN

TEXANS

7 at Oakland 10/3/10 – at N.Y. Jets 11/21/10
vs. Tennessee 11/28/04 – at Buffalo 9/11/05
6 at Tennessee 10/23/11 – vs. Atlanta 12/4/11
5 vs. Tennessee 9/30/12 – vs. Buffalo 11/4/12
vs. Carolina 12/18/11 – at Jacksonville 9/16/12
at Oakland 12/3/06 – vs. Cleveland 12/31/06

OPPONENT

6 at Pittsburgh 9/7/08 – vs. Detroit 10/19/08
5 at Philadelphia 12/2/10 – vs. Jacksonville 1/2/11
at Washington 9/19/10 – vs. Kansas City 10/17/10
at Buffalo 11/1/09 – at Jacksonville 12/6/09
at Dallas 10/15/06 – at Jacksonville 11/12/06
at Jacksonville 11/6/05 – at Baltimore 12/4/05
at New Orleans 9/14/03 – vs. N.Y. Jets 10/19/03

PASSING

NET YARDS PASSING

MOST, SEASON

4,654 2009
4,267 2008
4,144 2010
3,833 2015
3,830 2012

MOST, GAME

504 vs. Jacksonville (OT), 11/18/12
468 at Washington (OT), 9/19/10
408 at Green Bay, 12/7/08
403 vs. Oakland, 10/9/11
385 at Cincinnati, 10/18/09

FEWEST, SEASON

2,225 2002
2,237 2005
2,655 2003
2,778 2006
3,246 2004

FEWEST, GAME

-5 at Oakland, 12/3/06
6 vs. Indianapolis, 10/23/05
10 at Pittsburgh, 12/8/02
25 at Buffalo, 9/11/05
29 at San Diego, 9/15/02

MOST ALLOWED, SEASON

4,280 2010
3,890 2014
3,712 2003
3,682 2007

TEAM RECORDS

PASSING (cont.)

NET YARDS PASSING (cont.)

MOST ALLOWED, GAME

421 at Tennessee, 10/12/03
419 at Detroit (OT), 11/22/12
vs. Indianapolis, 9/12/10
403 at Washington, 9/19/10
397 vs. Denver, 12/22/13

FEWEST ALLOWED, SEASON

3,035 2011
3,123 2013
3,141 2002
3,226 2016
3,336 2015

FEWEST ALLOWED, GAME

31 at Jacksonville, 12/26/04
52 at Jacksonville, 9/16/12
83 vs. Jacksonville, 12/18/16
86 at Tennessee, 10/29/06
90 vs. Jacksonville, 10/30/11

MOST, SEASON, BOTH TEAMS

8,424 2010
8,141 2009
7,756 2015
7,690 2008
7,442 2012

MOST, GAME, BOTH TEAMS

876 Texans 504 vs. Jacksonville 378 (OT), 11/18/12
871 Texans 468 at Washington 403 (OT), 9/19/10
788 Texans 367 at Tennessee 421, 10/12/03
746 Texans 358 vs. Minnesota 388 (OT), 10/10/04
718 Texans 364 at New Orleans 354, 9/25/11

FEWEST, SEASON, BOTH TEAMS

5,366 2002
5,758 2005
6,222 2006
6,367 2003
6,541 2011

FEWEST, GAME, BOTH TEAMS

153 Texans 122 at Jacksonville 31, 12/26/04
172 Texans 29 at San Diego 143, 9/15/02
184 Texans -5 at Oakland 189, 12/3/06
189 Texans 25 at Buffalo 164, 9/11/05
218 Texans 93 at New England 125, 12/14/06

GROSS YARDS PASSING

MOST, SEASON

4,803 2009
4,079 2015
4,474 2008
4,370 2010
4,183 2013

MOST, GAME

527 vs. Jacksonville (OT), 11/18/12
497 at Washington (OT), 9/19/10
416 vs. Oakland, 10/9/11
414 vs. Green Bay, 12/7/08
393 vs. Baltimore (OT), 12/13/10

FEWEST, SEASON

2,636 2002
2,661 2005
2,841 2003
3,032 2006
3,460 2014

FEWEST, GAME

32 at Oakland, 12/3/06
33 at Pittsburgh, 12/8/02
48 vs. Indianapolis, 10/23/05
64 at Tampa Bay, 12/14/03
70 at Buffalo, 9/18/05

MOST ALLOWED, SEASON

4,499 2010
4,141 2014
3,881 2012
3,878 2007
3,835 2003

MOST ALLOWED, GAME

441 at Detroit (OT), 11/22/12
433 vs. Indianapolis, 9/12/10
426 at Washington, 9/19/10
421 at Tennessee, 10/12/03
400 vs. Denver 12/22/13
at Indianapolis, 9/17/06

FEWEST ALLOWED, SEASON

3,322 2011
3,310 2013
3,378 2002
3,598 2008
3,635 2006

FEWEST ALLOWED, GAME

54 at Jacksonville, 12/26/04
76 at Jacksonville, 9/16/12
87 at Tennessee, 10/29/06
97 vs. Jacksonville, 10/30/11
109 at Tennessee, 11/10/02

PASS ATTEMPTS

MOST, SEASON

633 2013
619 2015
593 2009
574 2010
562 2013

MOST, GAME

62 vs. Baltimore (OT), 12/13/10
58 at Carolina, 9/20/15
58 at Jacksonville, 12/5/13
57 at Atlanta, 10/4/15
55 vs. Jacksonville (OT), 11/18/12
54 at Tennessee Titans, 12/19/10
at N.Y. Jets, 11/26/06

FEWEST, SEASON

439 2003
447 2002
449 2005
467 2011
471 2004

FEWEST, GAME

9 vs. Indianapolis, 10/23/05
10 at Pittsburgh, 12/8/02
14 at Oakland, 12/3/06
15 at Tampa Bay, 11/13/11
vs. Cleveland, 12/31/06

MOST, SEASON, OPPONENT

581 2012
548 2009
547 2010
553 2015
546 2007

MOST, GAME, OPPONENT

61 at Detroit (OT), 11/22/12
58 at Pittsburgh, 12/8/02
57 vs. Indianapolis, 9/12/10
55 at Miami, 12/27/09
53 at Jacksonville, 10/18/15

FEWEST, SEASON, OPPONENT

469 2005
471 2008
484 2013
502 2003
505 2006

FEWEST, GAME, OPPONENT

11 at San Diego, 10/28/07
15 at San Francisco, 10/6/13
at Tennessee, 10/29/06
16 vs. St. Louis, 10/13/13
18 at Minnesota, 11/2/08
at Pittsburgh, 9/7/08

PASS COMPLETIONS

MOST, SEASON

399 2009
371 2013
367 2008
365 2010
358 2015

MOST, GAME

43 vs. Jacksonville (OT), 11/18/12
39 at N.Y. Jets, 11/26/06
38 at Washington (OT), 9/19/10
35 at Tennessee, 12/19/10
at Arizona, 10/11/09

FEWEST, SEASON

235 2002
248 2003
270 2005
286 2004
288 2011

FEWEST, GAME

3 at Pittsburgh, 12/8/02
6 vs. Indianapolis, 10/23/05
at San Diego, 9/15/02
7 at Oakland, 12/3/06

MOST, SEASON, OPPONENT

363 2014
361 2007
354 2010
344 2009
2004

MOST, GAME, OPPONENT

40 vs. Indianapolis, 9/12/10
36 vs. Minnesota, 10/10/04
35 at Miami, 12/27/09
34 at Indianapolis, 11/8/09
33 vs. New Orleans, 11/18/07
vs. Green Bay, 11/21/04

FEWEST, SEASON, OPPONENT

279 2011
281 2002
287 2013
294 2008
297 2003

FEWEST, GAME, OPPONENT

6 at San Francisco, 10/6/13
7 at San Diego, 10/28/07
at Tennessee, 10/29/06
8 vs. Tennessee, 12/29/02
9 at Jacksonville, 9/16/12

TEAM RECORDS

PASSING (cont.)

TOUCHDOWN PASSES

MOST, SEASON

29 2015
2009
24 2007
2010
22 2014
2012

MOST, GAME

6 vs. Tennessee, 11/30/14
5 vs. Jacksonville (OT), 11/18/12
4 at Denver, 9/23/12
at Cincinnati, 10/18/09
at Tennessee, 9/20/09
vs. Tennessee, 10/21/07

MOST, SEASON, OPPONENT

33 2010
32 2004
29 2013
2012
28 2014

MOST, GAME, OPPONENT

6 vs. Green Bay, 10/14/12
5 at Indianapolis, 11/14/04
vs. Minnesota (OT), 10/10/04
4 9 times, last at Miami, 10/25/15

CONSECUTIVE GAMES WITH A PASSING TOUCHDOWN

TEXANS

16 at Jacksonville 11/14/10 – vs. Jacksonville 10/30/11
14 vs. Baltimore 12/21/14 – at Buffalo 12/06/15
12 at Indianapolis 11/8/09 – at Oakland 10/3/10
at Jacksonville 10/14/07 – vs. Jacksonville 12/30/07
10 vs. Pittsburgh 9/18/05 – at Indianapolis 11/13/05

OPPONENT

22 at Oakland 9/14/14 – at Miami 10/25/15
12 vs. Cleveland 1/2/05 – vs. St. Louis 11/27/05

FIRST DOWNS

MOST, SEASON

360 2010
341 2012
340 2009
2008
335 2015

MOST, GAME

39 vs. Jacksonville (OT), 11/18/12
30 vs. Tampa Bay, 9/27/15
29 at Cleveland, 11/15/14
vs. Seattle, 9/29/13
at Tennessee, 10/23/11
at Washington (OT), 9/19/10
vs. New England, 1/3/10
vs. Detroit, 10/19/08

FEWEST, SEASON

208 2002
237 2003
243 2005
282 2006
295 2007

FEWEST, GAME

3 at Pittsburgh, 12/8/02
7 at Tampa Bay, 12/14/03
at Jacksonville, 12/7/03
at San Diego, 9/15/02
vs. New England, 12/13/15

MOST ALLOWED, SEASON

352 2010
348 2005
336 2003
329 2014
325 2007

MOST ALLOWED, GAME

34 at Indianapolis, 9/17/06
33 at Indianapolis, 12/23/07
31 at Seattle, 10/16/05
30 4 times, last vs. Philadelphia, 11/2/14

FEWEST ALLOWED, SEASON

270 2011
272 2016
281 2015
282 2013
291 2002
292 2012

FEWEST ALLOWED, GAME

6 at Jacksonville, 12/26/04
8 at Chicago, 11/11/12
vs. Oakland, 10/4/09
9 at Jacksonville, 9/16/12
vs. Tennessee, 11/28/10
at Buffalo, 11/1/09
vs. Jacksonville, 12/18/16

MOST, SEASON, BOTH TEAMS

712 2010
642 2014
640 2009
2008
633 2012

MOST, GAME, BOTH TEAMS

56 Texans 39 vs. Jacksonville 17 (OT), 11/18/12
55 Texans 26 at Detroit 29 (OT), 11/22/12
Texans 27 vs. Indianapolis 28, 11/29/09
53 Texans 29 at Browns 24, 11/16/14
52 Texans 18 at Indianapolis 34, 9/17/06

FEWEST, SEASON, BOTH TEAMS

499 2002
573 2003
589 2013
591 2011
2005

FEWEST, GAME, BOTH TEAMS

21 Texans 13 at Chicago 8, 11/11/12
23 Texans 9 at Jacksonville 14, 11/27/11
Texans 10 at Indianapolis 13, 12/1/02
Texans 7 at San Diego 16, 9/15/02
24 Texans 16 vs. Oakland 8, 10/4/09
Texans 13 vs. Dallas 11, 9/8/02

RUSHING FIRST DOWNS

MOST, SEASON

131 2011
118 2010
114 2012
108 2014
106 2008
2006

MOST, GAME

16 at Jacksonville, 9/16/12
15 vs. Indianapolis, 9/12/10
14 vs. Cleveland, 11/6/11
at Tennessee, 10/23/11
vs. Indianapolis, 12/24/06

FEWEST, SEASON

59 2002
86 2003
89 2005
90 2013
90 2015

FEWEST, GAME

1 vs. Tennessee, 11/1/15
vs. Minnesota, 12/23/12
vs. Tennessee, 11/23/09
vs. Tampa Bay, 12/9/07
vs. Tennessee, 10/21/07
at Dallas, 10/15/06
at Pittsburgh, 12/8/02

MOST, SEASON, OPPONENT

130 2003
123 2005
116 2002
115 2006
114 2008

MOST, GAME, OPPONENT

19 at Seattle, 10/16/05
16 at Cincinnati, 11/9/03
15 vs. Jacksonville, 1/2/11
vs. Kansas City, 11/20/05
at Washington, 12/22/02

FEWEST, SEASON, OPPONENT

73 2011
79 2015
88 2013
89 2004
91 2009
94 2012

FEWEST, GAME, OPPONENT

1 vs. Jacksonville, 1/3/16
at Tennessee, 12/27/15
vs. Baltimore, 12/21/14
at Tennessee, 10/26/14
vs. Tennessee, 11/28/10
vs. Oakland, 10/4/09
at Carolina, 9/16/07

PASSING FIRST DOWNS

MOST, SEASON

231 2009
222 2010
210 2015
210 2008
205 2012

MOST, GAME

26 vs. Jacksonville (OT), 11/18/12
23 at Washington (OT), 9/19/10
21 vs. Baltimore (OT), 12/13/10
at Cincinnati, 10/18/09
20 vs. Seattle, 9/29/13
at Tennessee, 12/19/10

FEWEST, SEASON

119 2002
127 2003
142 2005
156 2006
171 2014

TEAM RECORDS

FIRST DOWNS (cont.)

PASSING FIRST DOWNS (cont.)

FEWEST, GAME

- 1 at Pittsburgh, 12/8/02
vs. Indianapolis, 9/22/02
- 2 at Oakland, 12/3/06
- 3 at Tampa Bay, 12/14/03
- 4 8 times, last vs. New England, 12/13/15

MOST, SEASON, OPPONENT

- 211 2010
- 206 2014
- 197 2007
- 194 2004
- 188 2005

MOST, GAME, OPPONENT

- 21 at Detroit (OT), 11/22/12
at Indianapolis, 11/16/08
at Indianapolis, 9/17/06
vs. Minnesota (OT), 10/10/04

FEWEST, SEASON, OPPONENT

- 155 2002
- 158 2013
- 166 2011
- 167 2008
- 2012

FEWEST, GAME, OPPONENT

- 2 at Jacksonville, 12/26/04
- 4 vs. Jacksonville, 12/28/14
at Chicago, 11/11/12
at Jacksonville, 9/16/12

FIRST DOWNS BY PENALTY

MOST, SEASON

- 35 2015
- 34 2014
- 30 2002
- 24 2008
- 2003

MOST, GAME

- 6 vs. Cincinnati, 11/3/02
- 5 at Carolina, 9/20/15
vs. St. Louis, 10/13/13
vs. Tennessee, 12/14/08
vs. Dallas, 9/8/02

FEWEST, SEASON

- 9 2007
- 12 2005
- 14 2011
- 16 2009
- 19 2013

MOST, SEASON, OPPONENT

- 37 2005
- 36 2013
- 34 2014
- 2009
- 31 2012
- 2011

MOST, GAME, OPPONENT

- 7 at Jacksonville, 12/5/13
- 6 vs. Indianapolis, 10/8/15
at Indianapolis, 12/22/11
at Indianapolis, 11/8/09

FEWEST, SEASON, OPPONENT

- 19 2008
- 20 2002
- 21 2007
- 2004

FIELD GOALS

MOST, SEASON

- 32 2011
- 31 2012
- 30 2014
- 29 2008
- 27 2010

FEWEST, SEASON

- 17 2004
- 2002
- 18 2003
- 19 2006
- 21 2009

MOST ATTEMPTED, SEASON

- 38 2012
- 2011
- 35 2014
- 2013
- 34 2005

FEWEST ATTEMPTED, SEASON

- 22 2003
- 24 2004
- 2002
- 25 2006
- 27 2015

MOST ATTEMPTED, GAME

- 7 at Miami, 9/7/03
- 6 vs. Baltimore, 12/21/14
vs. Indianapolis, 12/16/12
- 5 5 times, last vs. Jacksonville (OT), 11/18/12

MOST CONVERTED, GAME

- 6 vs. Baltimore, 12/21/14
- 5 vs. Indianapolis, 12/16/12
vs. Miami, 10/7/07
at Baltimore, 12/4/05
at Miami, 9/7/03

CONSECUTIVE GAMES SCORING FIELD GOALS

- 19 9/22/13 - 10/5/14
- 17 10/23/11 - 10/21/12
- 15 11/1/10 - 10/9/11
- 10 11/13/05 - 9/17/06

MOST FIELD GOALS MADE, SEASON, OPPONENT

- 30 2013
- 2011
- 28 2007
- 2005
- 2003

FEWEST FIELD GOALS MADE, SEASON, OPPONENT

- 20 2015
- 2009
- 21 2012
- 2010
- 22 2004

MOST FIELD GOALS ATTEMPTED, SEASON, OPPONENT

- 36 2011
- 35 2013
- 2003
- 34 2002
- 33 2007

FEWEST FIELD GOALS ATTEMPTED, SEASON, OPPONENT

- 22 2014
- 23 2009
- 24 2012
- 26 2015
- 27 2010

MOST FIELD GOALS ATTEMPTED, GAME, OPPONENT

- 8 vs. Tennessee, 10/21/07*
- 5 6 times, last at Indianapolis, 12/22/11

MOST FIELD GOALS CONVERTED, GAME, OPPONENT

- 8 vs. Tennessee, 10/21/07*
- 5 at Baltimore, 10/16/11
at Buffalo, 9/11/05
vs. Cleveland, 1/2/05

MOST FIELD GOALS CONVERTED, GAME, BOTH TEAMS

- 9 Texans 5 vs. Miami 4, 10/7/07
- 8 Texans 0 vs. Tennessee 8*, 10/21/07

* Indicates NFL record.

PUNTING

PUNTS

MOST, SEASON

- 116 2002
- 97 2003
- 96 2015
- 88 2013
- 2012

MOST, GAME

- 11 at Indianapolis, 12/1/02
- 10 6 times, last at Tennessee, 12/2/12

FEWEST, SEASON

- 53 2008
- 55 2007
- 63 2010
- 67 2009
- 73 2004

FEWEST, GAME

- 1 at Buffalo, 11/1/09
vs. Miami, 10/7/07
- 2 28 times, last at Oakland, 9/14/14

MOST PUNTS, SEASON, OPPONENT

- 101 2015
- 98 2002
- 92 2012
- 91 2013

MOST PUNTS, GAME, OPPONENT

- 11 vs. Oakland, 11/17/13
- 10 at San Francisco, 1/1/06
at San Diego, 9/15/02

FEWEST PUNTS, SEASON, OPPONENT

- 59 2007
- 63 2005
- 65 2006
- 67 2010
- 2008

FEWEST PUNTS, GAME, OPPONENT

- 0 vs. Jacksonville, 10/14/07
vs. Indianapolis, 10/23/05
- 1 5 times, last at Indianapolis, 11/16/08

MOST PUNTS, SEASON, BOTH TEAMS

- 214 2002
- 197 2015
- 180 2012
- 179 2013
- 172 2003
- 167 2014

TEAM RECORDS

PUNTING (cont.)

PUNTS (cont.)

MOST PUNTS, GAME, BOTH TEAMS

- 20 Texans 9 vs. Oakland 11, 11/17/13
- Texans 11 at Indianapolis 9, 12/1/02
- Texans 10 at San Diego 10, 9/15/02
- 19 Texans 10 at Jacksonville 9, 11/27/11
- Texans 10 vs. Dallas 9, 9/8/02

FEWEST PUNTS, SEASON, BOTH TEAMS

- 114 2007
- 120 2008
- 130 2010
- 140 2005
- 141 2006

FEWEST PUNTS, GAME, BOTH TEAMS

- 2 Texans 2 at Jacksonville 0, 10/14/07
- 3 Texans 2 at Indianapolis 1, 11/16/08
- Texans 1 vs. Miami 2, 10/7/07
- Texans 2 at Indianapolis 1, 12/24/06

PUNT YARDS

MOST YARDS, SEASON

- 4,720 2002
- 4,533 2015
- 4,189 2013
- 4,150 2012
- 4,028 2003

MOST YARDS, GAME

- 488 at Tennessee, 12/2/12
- 442 vs. Oakland, 11/17/13
- 436 at Jacksonville, 11/27/11
- 435 at Indianapolis, 12/1/02
- 421 at Pittsburgh, 12/8/02

FEWEST YARDS, SEASON

- 2,240 2008
- 2,296 2007
- 2,650 2010
- 2,866 2009
- 2,990 2005

FEWEST YARDS, GAME

- 39 at Buffalo, 11/1/09
- 47 vs. Miami, 10/7/07
- 59 vs. Cincinnati, 10/26/08
- 59 vs. Carolina, 12/18/11
- 64 vs. Jacksonville, 12/24/05

MOST YARDS, SEASON, OPPONENT

- 4,693 2015
- 4,176 2012
- 4,161 2013
- 3,896 2011
- 3,892 2002

MOST YARDS, GAME, OPPONENT

- 540 vs. Oakland, 11/17/13
- 470 at Jacksonville, 9/16/12
- 427 at Tennessee, 12/27/15
- 427 vs. Oakland, 10/4/09
- 413 vs. Buffalo, 9/28/14

FEWEST PUNTING YARDS, SEASON, OPPONENT

- 2,528 2005
- 2,535 2007
- 2,880 2004
- 2,930 2010
- 2,949 2006

FEWEST PUNTING YARDS, GAME, OPPONENT

- 0 vs. Jacksonville, 10/14/07
- vs. Indianapolis, 10/23/05
- 39 vs. Pittsburgh, 9/18/05
- 41 at Seattle, 10/16/05
- 45 at Indianapolis, 9/14/06

HIGHEST PUNTING AVERAGE, SEASON

- 47.6 2013, 88 punts
- 47.2 2015, 96 punts
- 47.2 2012, 88 punts
- 45.8 2014, 84 punts
- 44.0 2011, 74 punts

LOWEST PUNTING AVERAGE, SEASON

- 38.8 2005, 77 punts
- 40.7 2002, 116 punts
- 41.2 2004, 73 punts
- 41.5 2003, 97 punts
- 41.6 2006, 76 punts

HIGHEST PUNTING AVERAGE, GAME (MINIMUM 4 PUNTS)

- 58.9 at Arizona, 11/10/13, 7 punts
- 54.5 vs. Indianapolis, 10/9/14, 4 punts
- 54.2 at Denver, 9/23/12, 5 punts
- 52.8 vs. Atlanta, 12/4/11, 5 punts
- 52.3 at Tennessee, 12/27/15, 6 punts

HIGHEST PUNTING AVERAGE, SEASON, OPPONENT

- 46.9 2011, 83 punts
- 46.8 2009, 76 punts
- 46.5 2015, 101 punts
- 45.7 2013, 91 punts

LOWEST PUNTING AVERAGE, GAME (MINIMUM 4 PUNTS)

- 30.7 at Chicago, 12/19/04, 7 punts
- 33.8 at Indianapolis, 11/14/04, 4 punts
- 34.2 at Jacksonville, 11/12/06, 5 punts
- 34.3 at Cleveland, 11/25/07, 4 punts
- 34.7 vs. Jacksonville, 11/17/02, 6 punts

HIGHEST PUNTING AVERAGE, GAME, OPPONENT (MINIMUM 4 PUNTS)

- 56.8 at Oakland, 12/3/06, 4 punts
- at Dallas, 10/15/06, 4 punts
- 53.9 at Carolina, 9/20/15, 7 punts
- 53.4 vs. Oakland, 10/4/09, 8 punts
- 52.8 at San Diego, 10/28/07, 5 punts
- 52.2 vs. Jacksonville, 9/16/02, 9 punts

LOWEST PUNTING AVERAGE, SEASON, OPPONENT

- 39.7 2002, 98 punts
- 40.1 2005, 63 punts
- 41.7 2004, 69 punts
- 2003, 75 punts
- 43.0 2007, 59 punts

LOWEST PUNTING AVERAGE, GAME, OPPONENT (MINIMUM 4 PUNTS)

- 25.7 at Washington, 12/22/02, 7 punts
- 31.2 at San Francisco, 1/1/06, 10 punts
- 31.3 vs. New England, 11/23/03, 4 punts
- 33.0 vs. Cleveland, 10/30/05, 4 punts
- 34.0 at Cleveland, 11/25/07, 5 punts

PUNT RETURNS

PUNT RETURN TOUCHDOWNS

MOST TOUCHDOWNS, PUNT RETURNS

- 2 2008 Jacoby Jones 73 yards vs. Cincinnati, 10/26/08; Jacoby Jones 70 vs. Miami, 10/12/08
- 1 2013 Keshawn Martin 87 vs. Oakland, 11/17/13
- 2011 Jacoby Jones 79 vs. Indianapolis, 9/11/11
- 2002 Avion Black 76 vs. Baltimore, 12/15/02
- 2016 Will Fuller V 67 vs. Tennessee, 10/2/16

MOST TOUCHDOWNS, PUNT RETURNS, OPPONENT

- 1 2013 Tandon Doss 76 yards at Baltimore, 9/22/13
- 2012 Marcus Thigpen 72 vs. Miami, 9/9/12
- 2008 Johnnie Lee Higgins 80 at Oakland, 12/21/08
- 2006 Adam Jones 53 at Tennessee, 10/29/06
- 2005 Adam Jones 52 at Tennessee, 12/11/05
- 2003 Dante Hall 73 vs. Kansas City, 9/21/03

PUNT RETURNS

MOST, SEASON

- 53 2002
- 52 2015
- 51 2011
- 45 2009
- 42 2013

MOST, GAME

- 7 vs. Oakland, 11/17/13
- at Jacksonville, 11/27/11
- vs. Oakland, 10/4/09
- at Baltimore, 12/4/05
- 6 at Carolina, 9/20/15
- at Jacksonville, 9/16/12

FEWEST, SEASON

- 23 2006
- 30 2005
- 32 2008
- 33 2007
- 34 2014

MOST RETURNS, SEASON, OPPONENT

- 60 2015
- 58 2002
- 48 2012
- 43 2013
- 2003

MOST RETURNS, GAME, OPPONENT

- 7 vs. Dallas, 9/8/02
- 6 8 times, last at Miami, 10/25/15

FEWEST PUNT RETURNS, SEASON, OPPONENT

- 19 2007
- 21 2008
- 24 2009
- 29 2010
- 30 2004

PUNT RETURN YARDS

MOST YARDS, SEASON

- 529 2011
- 512 2002
- 449 2009
- 414 2012
- 386 2008

TEAM RECORDS

PUNT RETURNS (cont.)

PUNT RETURN YARDS (cont.)

MOST YARDS, GAME

125 vs. Oakland, 11/17/13
100 at Arizona, 10/11/09
92 vs. Baltimore, 12/15/02
91 at Jacksonville, 11/27/11
vs. Indianapolis, 9/11/11

FEWEST YARDS, SEASON

208 2014
223 2005
235 2010
242 2006
266 2003

FEWEST YARDS, GAME

-12 vs. Detroit, 10/19/08
-6 at Denver, 11/7/04
-4 at Tennessee, 12/2/07
-3 at Philadelphia, 12/2/10

MOST PUNT RETURN YARDS, SEASON, OPPONENT

612 2015
530 2013
483 2012
407 2003
396 2014

MOST PUNT RETURN YARDS, GAME, OPPONENT

93 at Baltimore, 9/22/13
80 2 times, last at Oakland, 12/21/08
76 vs. Miami, 9/9/12
74 at Arizona, 11/10/13
73 vs. Kansas City, 9/21/03

FEWEST PUNT RETURN YARDS, SEASON, OPPONENT

104 2009
151 2007
219 2005
233 2010
235 2008

FEWEST PUNT RETURN YARDS, GAME, OPPONENT

-4 vs. Oakland, 10/4/09
-3 at Pittsburgh, 9/7/08
-2 at San Diego, 9/15/02
-1 at Indianapolis, 12/1/02

PUNT RETURN AVERAGE

HIGHEST AVERAGE, SEASON

12.06 2008
10.89 2012
10.52 2006
10.37 2011
9.98 2009

HIGHEST AVERAGE, GAME (MINIMUM 4 RETURNS)

21.75 vs. Miami, 10/12/08
20.00 at Arizona, 10/11/09
18.25 at Buffalo, 11/1/09
17.86 vs. Oakland, 11/17/13
16.75 at Tennessee, 12/2/12

LOWEST AVERAGE, SEASON

6.12 2014
6.65 2010
6.71 2003
7.25 2015
7.43 2005
8.23 2004

LOWEST AVERAGE, GAME (MINIMUM 4 RETURNS)

1.80 vs. Tennessee (OT), 9/15/13
2.25 vs. Baltimore, 10/21/12
2.50 at Tampa Bay, 11/13/11
3.00 at Miami, 9/7/03
3.40 vs. Tampa Bay, 9/27/15

HIGHEST PUNT RETURN AVERAGE, SEASON, OPPONENT

12.38 2014
12.32 2013
11.19 2008
10.20 2015
10.06 2012

HIGHEST PUNT RETURN AVERAGE, GAME, OPPONENT (MINIMUM 4 RETURNS)

17.25 at Jacksonville, 10/27/02
16.80 at Indianapolis, 12/20/15
16.00 vs. Indianapolis, 9/22/02
15.00 vs. Seattle (OT), 9/29/13
12.60 vs. Tennessee, 11/1/15

LOWEST PUNT RETURN AVERAGE, SEASON, OPPONENT

4.33 2009
5.66 2002
6.64 2005
7.64 2006
7.95 2007

LOWEST PUNT RETURN AVERAGE, GAME, OPPONENT (MINIMUM 4 RETURNS)

-0.33 at San Diego, 9/15/03
-0.18 at Indianapolis, 12/1/02
1.00 at Jacksonville, 11/27/11
1.43 vs. Dallas, 9/8/02
3.17 at Miami, 10/25/15

KICKOFF RETURNS

KICKOFF RETURN TOUCHDOWNS

MOST TOUCHDOWNS, KICKOFF RETURNS, SEASON

4 2007
2 2005
1 2009

MOST TOUCHDOWNS, KICKOFF RETURNS, GAME

2 André Davis 104 and 97 yards vs. Jacksonville, 12/30/7
1 Jacoby Jones 95 vs. Oakland, 10/4/09
André Davis 97 vs. Tampa Bay, 12/9/07
Jerome Mathis 84 vs. Indianapolis, 9/23/07
Jerome Mathis 99 vs. Kansas City, 10/23/05
Jerome Mathis 89 vs. Indianapolis, 10/23/05

MOST TOUCHDOWNS, KICKOFF RETURNS, SEASON, OPPONENT

1 2013
2012
2010
2006
2004
2002

MOST TOUCHDOWNS, KICKOFF RETURNS, GAME, OPPONENT

1 Deji Karim 101 yards at Indianapolis, 12/30/12
Joe McKnight 100 at N.Y. Jets, 10/8/12
David Reed 103 vs. Baltimore (OT), 12/13/10
Ellis Hobbs 93 at New England, 12/17/06
Eddie Drummond 99 at Detroit, 9/19/04
André Davis 95 at Cleveland, 10/20/02

KICKOFF RETURNS

MOST, SEASON

84 2005
80 2003
77 2002
74 2007
72 2008

MOST, GAME

8 4 times, last at Indianapolis, 11/16/08
7 20 times, last at N.Y. Jets, 11/21/10

FEWEST, SEASON

18 2015
20 2014
29 2011
44 2012
51 2013

MOST RETURNS, SEASON, OPPONENT

73 2008
72 2010
71 2009
69 2007
62 2012

MOST RETURNS, GAME, OPPONENT

7 7 times, last vs. Baltimore, 10/21/12

FEWEST RETURNS, SEASON, OPPONENT

39 2013
40 2015
45 2014
46 2011
52 2006
2002

KICKOFF RETURN YARDS

MOST YARDS, SEASON

2,173 2005
1,961 2007
1,700 2003
1,609 2006
1,550 2008

MOST YARDS, GAME

278 vs. Kansas City, 11/20/05
266 vs. Indianapolis, 10/23/05
234 vs. Jacksonville, 12/30/07
233 vs. Indianapolis, 9/23/07
207 at Indianapolis, 11/16/08

FEWEST YARDS, SEASON

422 2014
430 2015
730 2011
953 2012
1,257 2013

MOST RETURN YARDS, SEASON, OPPONENT

1,741 2010
1,630 2008
1,597 2009
1,595 2012
1,593 2007

MOST RETURN YARDS, GAME, OPPONENT

233 vs. Baltimore (OT), 12/13/10
201 vs. Baltimore, 10/21/12
199 vs. Oakland, 10/3/04
191 vs. Miami, 10/7/07
189 at Buffalo, 11/1/09

TEAM RECORDS

KICKOFF RETURNS (cont.)

KICKOFF RETURN YARDS (CONTINUED)

FEWEST RETURN YARDS, SEASON, OPPONENT

977 2015
1,004 2013
1,030 2011
1,135 2016
1,149 2003

KICKOFF RETURN AVERAGE

HIGHEST AVERAGE, SEASON

26.50 2007
25.87 2005
25.17 2011
24.65 2013
23.88 2015

HIGHEST AVERAGE, GAME (MINIMUM 4 RETURNS)

46.80 vs. Jacksonville, 12/30/07
38.00 vs. Indianapolis, 10/23/05
35.40 vs. Cleveland, 10/30/05
34.75 vs. Kansas City, 11/20/05
33.29 vs. Indianapolis, 9/23/07

LOWEST AVERAGE, SEASON

19.79 2010
19.86 2002
21.01 2004
21.10 2014
21.25 2003

LOWEST AVERAGE, GAME (MINIMUM 4 RETURNS)

11.80 at Cincinnati, 12/11/11
12.71 at N.Y. Jets, 11/21/11
13.25 vs. Jacksonville, 12/24/05
13.50 at Detroit, 9/19/04
13.67 at Jacksonville, 10/14/07

HIGHEST RETURN AVERAGE, SEASON, OPPONENT

25.98 2014
25.74 2013
25.73 2012
24.43 2015
24.18 2010

HIGHEST RETURN AVERAGE, GAME, OPPONENT (MINIMUM 4 RETURNS)

42.50 at Indianapolis, 12/30/12
42.00 at Cleveland, 10/20/02
39.25 at Detroit, 9/19/04
38.83 vs. Baltimore (OT), 12/13/10
36.25 vs. Tennessee, 10/9/05

LOWEST RETURN AVERAGE, SEASON, OPPONENT

21.68 2005
21.71 2003
22.23 2002
22.33 2008
22.39 2011

LOWEST RETURN AVERAGE, GAME, OPPONENT (MINIMUM 4 RETURNS)

13.00 vs. Buffalo, 11/4/12
14.25 at Jacksonville, 10/30/11
15.00 vs. Green Bay, 11/21/04
15.75 vs. Dallas, 9/8/02
16.00 at Green Bay, 12/7/08

FUMBLES

FUMBLES

MOST FUMBLES, SEASON

34 2002
30 2005
28 2008
2006
26 2007

MOST FUMBLES, GAME

6 at Green Bay, 12/7/08
5 at Baltimore, 12/4/05
at Jacksonville, 11/6/05
4 9 times, last at Cincinnati, 12/11/11

MOST FUMBLES, SEASON, OPPONENT

27 2009
24 2014
2007
2005
23 2012
2002

MOST FUMBLES, GAME, OPPONENT

5 at Chicago, 12/19/04
4 6 times, last at Oakland, 9/14/14

FUMBLES LOST

MOST FUMBLES LOST, SEASON

17 2007
14 2002
12 2008
2006

MOST FUMBLES LOST, GAME

3 at Atlanta, 10/4/15
at Cincinnati, 12/11/11
at Green Bay, 12/7/08
vs. Tennessee, 10/21/07
at Tennessee, 10/29/06

MOST FUMBLES LOST, SEASON, OPPONENT

14 2014
2012
2007
13 2009
11 2015
2006
2002

MOST FUMBLES LOST, GAME, OPPONENT

3 at Tennessee, 12/27/15
at Tennessee, 12/2/12
vs. Oakland, 10/4/09
at Jacksonville, 10/14/07
at Oakland, 12/3/06
at Pittsburgh, 12/8/02

FUMBLE RECOVERY TOUCHDOWNS

MOST TOUCHDOWNS, FUMBLE RECOVERY, SEASON

3 2007
2004
2 2009
2006
1 2015
2014
2011
2002

MOST TOUCHDOWNS, FUMBLE RECOVERY, GAME

1 Quintin Demps 33 yards at Tennessee, 12/27/15
J.J. Watt 45 vs. Indianapolis, 10/9/14
Wade Smith 0 (own) at Baltimore, 10/16/11
Bernard Pollard 0 vs. New England, 1/3/10
Dominique Barber 48 (own) vs. N.Y. Jets, 9/13/09
DeMeco Ryans 26 vs. Tennessee, 10/21/07
Kevin Walter 0 at Carolina, 9/16/07
Mario Williams 38 vs. Kansas City, 9/9/07
Anthony Maddox 47 vs. Cleveland, 12/31/06
Demarcus Faggins 58 at Oakland, 12/3/06
Antwan Peek 66 at Jacksonville, 12/26/04
Charlie Anderson 60 at Chicago, 12/19/04
Jamie Sharper 16 vs. Oakland, 10/3/04
Kenny Wright 40 at Pittsburgh, 12/8/02

MOST TOUCHDOWNS, FUMBLE RECOVERY, SEASON, OPPONENT

2 2013
2007
2006

MOST TOUCHDOWNS, FUMBLE RECOVERY, GAME, OPPONENT

2 at Atlanta, 10/4/15

INTERCEPTIONS

INTERCEPTIONS

MOST INTERCEPTIONS THROWN, SEASON

22 2013
21 2007
20 2008
18 2003
17 2009

MOST INTERCEPTIONS THROWN, GAME

4 vs. Baltimore, 11/9/08
at San Diego, 10/28/07
vs. New England, 12/17/06

FEWEST INTERCEPTIONS THROWN, SEASON

9 2011
12 2010
12 2015

MOST INTERCEPTIONS THROWN, SEASON, OPPONENT

22 2004
20 2014
17 2011
15 2012
14 2015
2009
2003

MOST INTERCEPTIONS THROWN, GAME, OPPONENT

4 at Jacksonville, 11/12/06
at Tennessee, 10/17/04

FEWEST INTERCEPTIONS THROWN, SEASON, OPPONENT

7 2013
2005
10 2002
11 2007
2006

INTERCEPTION RETURN YARDS

MOST INTERCEPTION RETURN YARDS, SEASON

483 2014
393 2004
333 2012
212 2009
205 2003

TEAM RECORDS

INTERCEPTIONS (cont.)

INTERCEPTION RETURN YARDS (cont.)

MOST INTERCEPTION RETURN YARDS, GAME

135 at Pittsburgh, 12/8/02
118 vs. Tennessee, 9/30/12
102 at Kansas City, 9/26/04
100 vs. Tennessee, 11/30/14
95 vs. Tennessee, 12/21/03

MOST INTERCEPTION RETURN YARDS, SEASON, OPPONENT

357 2013
294 2009
277 2002
267 2007
225 2005

MOST INTERCEPTION RETURN YARDS, GAME, OPPONENT

106 vs. Cincinnati, 11/3/02
103 vs. St. Louis, 10/13/13
99 at Tennessee, 9/21/08
96 at San Diego, 10/28/07
91 vs. New England, 1/3/10

INTERCEPTION RETURNS FOR TOUCHDOWN

MOST TOUCHDOWNS, INTERCEPTION, SEASON

4 2014
3 2012
2 2015
2004
2002

MOST TOUCHDOWNS, INTERCEPTION, GAME

2 vs. Tennessee, 9/30/12
at Pittsburgh, 12/8/02

MOST TOUCHDOWNS, INTERCEPTION, SEASON, OPPONENT

5 2013
3 2009
2005
2003
2 2010

MOST TOUCHDOWNS, INTERCEPTION, GAME, OPPONENT

1 22 times, last at Miami, 10/25/15

TOTAL TURNOVERS

TAKEAWAYS

MOST TAKEAWAYS, SEASON

34 2014 (20 int., 14 fum. recoveries)
30 2004 (22 int., 8 fum. recoveries)
29 2012 (15 int., 14 fum. recoveries)
27 2009 (14 int., 13 fum. recoveries)
27 2011 (17 int., 10 fum. recoveries)

FEWEST TAKEAWAYS, SEASON

11 2013 (7 int., 4 fum. recoveries)
16 2005 (7 int., 9 fum. recoveries)
18 2010 (13 int., 5 fum. recoveries)
21 2002 (10 int., 11 fum. recoveries)

MOST TAKEAWAYS, GAME

6 at Tennessee, 12/2/12 (3 int., 3 fum. recoveries)
5 at Pittsburgh, 12/8/02 (2 int., 3 fum. recoveries)
vs. Jacksonville, 9/28/03 (3 int., 2 fum. recoveries)
vs. Oakland, 10/3/04 (3 int., 2 fum. recoveries)
at Oakland, 12/3/06 (2 int., 3 fum. recoveries)
at Cleveland, 11/23/08 (3 int., 2 fum. recoveries)

GIVEAWAYS

MOST GIVEAWAYS, SEASON

38 2007 (21 int., 17 fum.)
32 2008 (20 int., 12 fum.)
31 2013 (22 int., 9 fum.)
29 2002 (15 int., 14 fum.)
28 2009 (17 int., 11 fum.)

FEWEST GIVEAWAYS, SEASON

17 2012 (13 int., 4 fum.)
18 2010 (12 int., 6 fum.)
20 2015 (12 int., 8 fum.)
20 2011 (9 int., 11 fum.)
22 2014 (13 int., 9 fum.)

MOST GIVEAWAYS, GAME

6 vs. Tennessee, 10/21/07 (3 fum., 3 int.)
5 at San Diego, 10/28/07 (1 fum., 4 int.)
at Tennessee (OT), 10/29/06 (3 fum., 2 int.)
at Buffalo, 9/11/05 (2 fum., 3 int.)

SAFETIES

SEASON

3 2002
2 2009
1 2014
2013
2012
2016

SEASON, OPPONENTS

2 2003
2002

GAME

1 vs. Jacksonville, 12/28/14
vs. Tennessee, 9/15/13
vs. Baltimore, 10/21/12
at Jacksonville, 12/6/09
vs. Oakland, 10/4/09
vs. Baltimore, 12/15/02
vs. N.Y. Giants, 11/24/02
vs. Dallas, 9/8/02

GAME, OPPONENT

2 at Buffalo, 11/16/03
1 vs. Cincinnati, 11/23/14
at Indianapolis, 12/15/13
at Denver, 9/23/12
vs. Baltimore, 11/9/08
at Chicago, 12/19/04
at Washington, 12/22/02
vs. Jacksonville, 12/18/16
at Jacksonville, 10/27/02

PENALTIES

PENALTIES

MOST PENALTIES, SEASON

136 2002
121 2003
112 2013
108 2012
107 2015
106 2005
2004

MOST PENALTIES, GAME

14 at Indianapolis, 12/15/13
at Jacksonville, 12/5/13
at Baltimore, 9/22/13
at Indianapolis, 12/1/02
13 vs. Indianapolis, 10/8/15
at Indianapolis, 11/8/09
at Seattle, 10/16/05

FEWEST PENALTIES, SEASON

80 2008
82 2007
90 2010
2006
94 2014

FEWEST PENALTIES, GAME

1 at Tennessee, 12/27/15
vs. Tennessee, 9/30/12
vs. Oakland, 10/4/09
at Oakland, 12/21/08
vs. Miami, 10/12/08
vs. Indianapolis, 10/5/08
at Pittsburgh, 12/8/02

MOST PENALTIES, SEASON, OPPONENT

123 2004
116 2015
105 2010
2005
103 2013

MOST PENALTIES, GAME, OPPONENT

14 at Cincinnati, 10/2/05
13 vs. Oakland, 10/3/04
vs. Buffalo, 10/13/02
12 at Tennessee, 12/19/10
vs. Washington, 9/24/06

FEWEST PENALTIES, SEASON, OPPONENT

81 2008
2007
88 2011
90 2012
92 2009

FEWEST PENALTIES, GAME, OPPONENT

0 vs. New England, 12/1/13
1 at N.Y. Jets, 11/26/06
vs. Cleveland, 10/30/05

MOST PENALTIES, SEASON, BOTH TEAMS

238 2002
229 2004
223 2015
217 2003
215 2013

MOST PENALTIES, GAME, BOTH TEAMS

24 Texans 14 at Baltimore 10, 9/22/13
24 Texans 11 vs. Buffalo 13, 10/13/02
23 Texans 9 at Cincinnati 14, 10/2/05
Texans 14 at Indianapolis, 12/1/02
22 Texans 14 at Jacksonville 8, 12/5/13

FEWEST PENALTIES, SEASON, BOTH TEAMS

161 2008
163 2007
186 2006
187 2011
2009

FEWEST PENALTIES, GAME, BOTH TEAMS

2 Texans 2 vs. New England 0, 12/1/13
3 Texans 1 at Oakland 2, 12/21/08
4 Texans 1 at Tennessee 3, 12/27/15
4 Texans 2 at Jacksonville 2, 9/28/08
5 Texans 1 vs. Miami 4, 10/12/08

TEAM RECORDS

PENALTIES (cont.)

PENALTY YARDS

MOST YARDS PENALIZED, SEASON

1,138 2013
1,011 2002
961 2003
928 2004
910 2015

MOST YARDS PENALIZED, GAME

177 at Jacksonville, 12/5/13
129 vs. Indianapolis, 11/29/09
127 vs. Tennessee, 12/14/08
125 vs. Indianapolis, 10/8/15
114 at Indianapolis, 12/15/13
113 at Baltimore, 9/22/13

FEWEST YARDS PENALIZED, SEASON

636 2007
664 2008
690 2010
761 2006
833 2009

FEWEST YARDS PENALIZED, GAME

3 vs. Tennessee, 9/30/12
5 vs. Oakland, 10/4/09
vs. Miami, 10/12/08
vs. Indianapolis, 10/5/08
10 at Tennessee, 9/21/08

MOST YARDS PENALIZED, SEASON, OPPONENT

991 2015
979 2004
955 2002
863 2012
851 2010

MOST YARDS PENALIZED, GAME, OPPONENT

128 vs. Buffalo, 10/13/02
126 vs. Washington, 9/24/06
117 2 times, last at Cincinnati, 10/2/05
100 vs. Cincinnati, 11/3/02
94 at Indianapolis, 12/20/15
92 at Carolina, 9/20/15

FEWEST YARDS PENALIZED, SEASON, OPPONENT

614 2007
659 2008
686 2011
728 2009
767 2003

FEWEST YARDS PENALIZED, GAME, OPPONENT

0 vs. New England, 12/1/13
5 at N.Y. Jets, 11/26/06
vs. Cleveland, 10/30/05
9 vs. N.Y. Jets, 10/19/03
10 vs. Chicago, 12/28/08
at New England, 12/17/06

MOST YARDS PENALIZED, SEASON, BOTH TEAMS

1,966 2002
1,947 2013
1,907 2004
1,901 2015
1,736 2012

MOST YARDS PENALIZED, GAME, BOTH TEAMS

234 Texans 177 at Jacksonville 57, 12/5/13
207 Texans 90 at Cincinnati 117, 10/2/05
203 Texans 75 vs. Buffalo 128, 10/13/02
200 Texans 113 at Baltimore 87, 9/22/13
197 Texans 80 vs. Dallas 117, 9/8/02

ATTENDANCE

TOP 10 HOME ATTENDANCE

Attendance	Date	Opponent	Result
71,933	9/11/16	Chicago	W, 23-14
71,908	12/13/15	New England	L, 27-6
71,899	1/3/16	Jacksonville	W, 30-6
71,897	11/27/16	San Diego	L, 21-13
71,891	10/16/16	Indianapolis	W, 26-23, (OT)
71,890	9/18/16	Kansas City	W, 19-12
71,882	10/30/16	Detroit	W, 20-13
71,836	12/24/16	Cincinnati	W, 12-10
71,815	10/3/16	Tennessee	W, 27-20
71,803	12/18/16	Jacksonville	W, 21-20

TOP 10 ROAD ATTENDANCE

Attendance	Date	Opponent	Result
91,159	10/5/14	Dallas	L, 20-17, (OT)
88,240	9/19/10	Washington	W, 30-27
79,088	10/8/12	N.Y. Jets	W, 23-17
78,843	11/21/10	N.Y. Jets	L, 30-27
78,485	11/5/06	N.Y. Giants	L, 14-10
77,875	12/5/04	N.Y. Jets	L, 29-7
77,867	12/4/16	Green Bay	L, 21-13
77,462	9/21/14	N.Y. Giants	L, 30-17
77,433	9/26/04	Kansas City	W, 24-21
76,865	10/24/16	Denver	L, 27-9

OVERALL HOME ATTENDANCE

Year	Games	Total	Average
2002	8	559,322	69,915
2003	8	563,748	70,468
2004	8	565,192	70,649
2005	8	562,397	70,300
2006	8	561,469	70,184
2007	8	564,159	70,520
2008	8	563,364	70,421
2009	8	564,864	70,608
2010	8	568,643	71,081
2011	8	571,969	71,496
2012	8	573,321	71,665
2013	8	573,271	71,659
2014	8	574,132	71,767
2015	8	574,159	71,769
2016	8	574,947	71,868

OVERALL ROAD ATTENDANCE

Year	Games	Total	Average
2002	8	502,400	62,800
2003	8	497,942	62,242
2004	8	544,857	68,107
2005	8	532,541	66,568
2006	8	524,974	65,622
2007	8	515,869	64,483
2008	8	512,254	64,032
2009	8	484,976	60,622
2010	8	539,982	67,498
2011	8	487,733	60,967
2012	8	540,654	67,582
2013	8	530,412	66,302
2014	8	541,851	67,732
2015	8	524,655	65,581
2016	8	480,790	60,099

INDIVIDUAL POSTSEASON RECORDS

TOTAL OFFENSE

YARDS FROM SCRIMMAGE (Rushing, Receiving)

CAREER

663 Arian Foster, 2009-12
358 Andre Johnson, 2003-12
227 Owen Daniels, 2006-12

SEASON

336 Arian Foster, 2011
327 Arian Foster, 2012
201 Andre Johnson, 2011

GAME

182 Arian Foster vs. Cincinnati, 1/7/12 (WC)
174 Arian Foster vs. Cincinnati, 1/5/13 (WC)
154 Arian Foster at Baltimore, 1/15/12 (Div)
153 Arian Foster at New England, 1/13/13 (Div)
111 Andre Johnson at Baltimore, 1/15/12 (Div)

GAME, OPPONENT

131 Wes Welker at New England, 1/13/13 (Div)
128 Travis Kelce vs. Kansas City, 1/9/16 (WC)
124 Shane Vereen at New England, 1/13/13 (Div)

COMBINED NET YARDS GAINED (Rushing, Receiving, Returns)

CAREER

663 Arian Foster, 2009-12
358 Andre Johnson, 2003-12
349 Danieal Manning, 2011-12

SEASON

336 Arian Foster, 2011
327 Arian Foster, 2012
263 Danieal Manning, 2012

GAME

216 Danieal Manning at New England, 1/13/13 (Div)
182 Arian Foster vs. Cincinnati, 1/7/12 (WC)
174 Arian Foster vs. Cincinnati, 1/5/13 (WC)
154 Arian Foster at Baltimore, 1/15/12 (Div)
153 Arian Foster at New England, 1/13/13 (Div)

GAME, OPPONENT

131 Wes Welker at New England, 1/13/13 (Div)
128 Travis Kelce vs. Kansas City, 1/9/16 (WC)
124 Shane Vereen at New England, 1/13/13 (Div)
103 Adam Jones vs. Cincinnati, 1/5/13 (WC)

COMBINED ATTEMPTS

CAREER

128 Arian Foster, 2009-12
25 Andre Johnson, 2003-12
22 Owen Daniels, 2006-12

SEASON

69 Arian Foster, 2012
59 Arian Foster, 2011
18 Owen Daniels, 2012

GAME

40 Arian Foster vs. Cincinnati, 1/5/13 (WC)
32 Arian Foster at Baltimore, 1/15/12 (Div)
29 Arian Foster at New England, 1/13/13 (Div)

GAME, OPPONENT

25 Ray Rice at Baltimore, 1/15/12 (Div)
16 Spencer Ware vs. Kansas City 1/9/16 (WC)
16 Stevan Ridley at New England, 1/13/13 (Div)

RUSHING

RUSHING ATTEMPTS

CAREER

105 Arian Foster, 2009-12
50 Lamar Miller, 2016

SEASON

54 Arian Foster, 2012
51 Arian Foster, 2011

GAME

32 Arian Foster vs. Cincinnati, 1/5/13 (WC)
31 Lamar Miller vs. Oakland, 1/7/17 (WC)
27 Arian Foster at Baltimore, 1/15/12 (Div)

GAME, OPPONENT

21 Ray Rice at Baltimore, 1/15/12 (Div)
16 Spencer Ware vs. Kansas City, 1/9/16 (WC)

RUSHING YARDS GAINED

CAREER

515 Arian Foster, 2009-12
147 Lamar Miller, 2016

SEASON

285 Arian Foster, 2011
230 Arian Foster, 2012

GAME

153 Arian Foster vs. Cincinnati, 1/7/12 (WC)
140 Arian Foster vs. Cincinnati, 1/5/13 (WC)
132 Arian Foster at Baltimore, 1/15/12 (Div)

GAME, OPPONENT

82 Stevan Ridley at New England, 1/13/13 (Div)
67 BenJarvus Green-Ellis vs. Cincinnati, 1/5/13 (WC)

GAMES, 100 OR MORE YARDS RUSHING

3 Arian Foster, 2009-12

CONSECUTIVE GAMES, 100 OR MORE YARDS

3 Arian Foster, 1/7/12 - 1/5/13

LONGEST RUN FROM SCRIMMAGE

49 Alfred Blue vs. Kansas City, 1/9/16(WC)
42t Arian Foster vs. Cincinnati, 1/7/12 (WC)

LONGEST RUN FROM SCRIMMAGE, OPPONENT

29 BenJarvus Green-Ellis vs. Cincinnati, 1/5/13 (WC)
23 Spencer Ware vs. Kansas City 1/9/16 (WC)

RUSHING AVERAGE GAIN

CAREER (50 ATTEMPTS)

4.9 Arian Foster, 2009-12 (105-515)

INDIVIDUAL POSTSEASON RECORDS

RUSHING (cont.)

RUSHING AVERAGE GAIN (cont.)

SEASON (25 ATTEMPTS)

- 5.6 Arian Foster, 2011 (51-285)
- 4.3 Arian Foster, 2012 (54-230)

GAME (10 ATTEMPTS)

- 6.4 Arian Foster vs. Cincinnati, 1/7/12 (WC) (24-153)
- 5.8 Alfred Blue vs. Kansas City, 1/9/16 (WC) (17-99)

GAME, OPPONENT (10 ATTEMPTS)

- 5.7 BenJarvus Green-Ellis vs. Cincinnati, 1/5/13 (WC) (11-63)
- 5.5 Stevan Ridley at New England, 1/13/13 (15-82)

RUSHING TOUCHDOWNS

CAREER

- 5 Arian Foster, 2009-12

SEASON

- 3 Arian Foster, 2011

GAME

- 2 Arian Foster vs. Cincinnati, 1/7/12 (WC)

GAME, OPPONENT

- 1 6 times, last by Dion Lewis at New England, 1/14/17 (Div)

PASSING

PASSER RATING

CAREER (50 ATTEMPTS)

- 87.5 Matt Schaub, 2007-12
- 64.0 Brock Osweiler, 2016

SEASON (25 ATTEMPTS)

- 87.5 Matt Schaub, 2012
- 63.9 Brock Osweiler, 2016

SEASON, ROOKIE (25 ATTEMPTS)

- 53.8 T.J. Yates, 2011

GAME (20 ATTEMPTS)

- 97.7 T.J. Yates vs. Cincinnati, 1/7/12 (WC)
- 90.6 Matt Schaub at New England, 1/13/13 (Div)
- 90.1 Brock Osweiler vs. Oakland, 1/7/17 (WC)

GAME, OPPONENT (20 ATTEMPTS)

- 115.0 Tom Brady at New England, 1/13/13 (Div)
- 98.7 Alex Smith vs. Kansas City, 1/9/16 (WC)

PASSING ATTEMPTS

CAREER

- 89 Matt Schaub, 2007-12
- 65 Brock Osweiler, 2016

SEASON

- 89 Matt Schaub, 2012
- 65 Brock Osweiler, 2016

SEASON, ROOKIE

- 55 T.J. Yates, 2011

GAME

- 51 Matt Schaub at New England, 1/13/13 (Div)
- 40 Brock Osweiler at New England, 1/14/17 (Div)
- 38 Matt Schaub vs. Cincinnati, 1/5/13 (WC)

GAME, OPPONENT

- 45 Connor Cook vs. Oakland, 1/7/17 (WC)
- 42 Andy Dalton vs. Cincinnati, 1/7/12 (WC)
- 40 Tom Brady at New England, 1/13/13 (Div)

PASS COMPLETIONS

CAREER

- 63 Matt Schaub, 2007-12
- 37 Brock Osweiler, 2016

SEASON

- 63 Matt Schaub, 2012
- 37 Brock Osweiler, 2016

SEASON, ROOKIE

- 28 T.J. Yates, 2011

GAME

- 34 Matt Schaub at New England, 1/13/13 (Div)
- 29 Matt Schaub vs. Cincinnati, 1/5/13 (WC)
- 23 Brock Osweiler at New England, 1/14/17 (Div)

GAME, OPPONENT

- 27 Andy Dalton vs. Cincinnati, 1/7/12 (WC)
- 25 Tom Brady at New England, 1/13/13 (Div)
- 18 Tom Brady at New England, 1/14/17 (Div)
- 18 Connor Cook vs. Oakland, 1/7/17 (WC)

CONSECUTIVE COMPLETIONS

- 8 Matt Schaub at New England, 1/13/13 (Div)
- 5 Matt Schaub vs. Cincinnati, 1/5/13 (WC)
- 5 T.J. Yates, 1/7/12 - 1/15/12

CONSECUTIVE COMPLETIONS, OPPONENT

- 7 Alex Smith vs. Kansas City, 1/9/16 (WC)
- 7 Andy Dalton vs. Cincinnati, 1/7/12 (WC)

PASSING COMPLETION PERCENTAGE

CAREER (50 ATTEMPTS)

- 70.8 Matt Schaub, 2007-12
- 56.9 Brock Osweiler, 2016

SEASON (25 ATTEMPTS)

- 70.8 Matt Schaub, 2012
- 56.9 Brock Osweiler, 2016

SEASON, ROOKIE (25 ATTEMPTS)

- 50.9 T.J. Yates, 2011

GAME (20 ATTEMPTS)

- 76.3 Matt Schaub vs. Cincinnati, 1/5/13 (WC) (29-38)
- 66.7 Matt Schaub at New England, 1/13/13 (Div) (34-51)
- 57.5 Brock Osweiler at New England, 1/14/17 (Div) (23-40)

GAME, OPPONENT (20 ATTEMPTS)

- 77.3 Alex Smith vs. Kansas City, 1/9/16 (WC)

INDIVIDUAL POSTSEASON RECORDS

PASSING (cont.)

PASSING YARDS GAINED

CAREER

605 Matt Schaub, 2007-12
365 Brock Osweiler, 2016

SEASON

605 Matt Schaub, 2012
365 Brock Osweiler, 2016

SEASON, ROOKIE

343 T.J. Yates, 2011

GAME

343 Matt Schaub at New England, 1/13/13 (Div)
262 Matt Schaub vs. Cincinnati, 1/5/13 (WC)
198 Brock Osweiler at New England, 1/14/17 (Div)

GAME, OPPONENT

344 Tom Brady at New England, 1/13/13 (Div)
287 Tom Brady at New England, 1/14/17 (Div)

LONGEST PASS COMPLETION

40 T.J. Yates to Andre Johnson vs. Cincinnati, 1/7/12 (WC) (TD)
38 Brock Osweiler to DeAndre Hopkins vs. Oakland, 1/7/17 (WC)

PASSING AVERAGE GAIN

AVERAGE GAIN, CAREER (50 ATTEMPTS)

6.80 Matt Schaub, 2007-12 (89-605)
6.24 T.J. Yates, 2011-12 (55-343)

AVERAGE GAIN, SEASON (25 ATTEMPTS)

6.80 Matt Schaub, 2012 (89-605)
6.24 T.J. Yates, 2011 (55-343)

AVERAGE GAIN, SEASON, ROOKIE (25 ATTEMPTS)

6.24 T.J. Yates, 2011 (55-343)

AVERAGE GAIN, GAME (20 ATTEMPTS)

7.95 T.J. Yates vs. Cincinnati, 1/7/12 (WC) (20-159)
6.89 Matt Schaub vs. Cincinnati, 1/5/13 (WC) (38-262)
6.73 Matt Schaub at New England, 1/13/13 (Div) (51-343)

AVERAGE GAIN, GAME, OPPONENT (20 ATTEMPTS)

8.64 Alex Smith vs. Kansas City, 1/9/16 (WC)
8.60 Tom Brady at New England, 1/13/13 (Div) (40-344)
7.55 Tom Brady at New England, 1/14/17 (Div) (18-287)

PASSING TOUCHDOWNS

CAREER

2 Matt Schaub, 2007-12
2 Brock Osweiler, 2016

SEASON

2 Matt Schaub, 2012
2 Brock Osweiler, 2016

SEASON, ROOKIE

1 T.J. Yates, 2011

GAME

2 Matt Schaub at New England, 1/13/13 (Div)
1 T.J. Yates vs. Cincinnati, 1/7/12 (WC)
1 Brock Osweiler vs. Oakland, 1/7/17 (WC)
1 Brock Osweiler vs. New England, 1/14/17 (Div)

GAME, OPPONENT

3 Tom Brady at New England, 1/13/13 (Div)
2 Tom Brady at New England, 1/14/17 (Div)
2 Joe Flacco at Baltimore, 1/15/12 (Div)

PASSES HAD INTERCEPTED

CAREER

4 Brian Hoyer, 2015
3 Brock Osweiler, 2016
3 T.J. Yates, 2011-12

SEASON

4 Brian Hoyer, 2015
3 Brock Osweiler, 2016
3 T.J. Yates, 2011

GAME

4 Brian Hoyer vs. Kansas City, 1/9/16 (WC)
3 T.J. Yates at Baltimore, 1/15/12 (Div)
3 Brock Osweiler at New England, 1/14/17 (Div)

GAME, OPPONENT

3 Andy Dalton vs. Cincinnati, 1/7/12 (WC)
3 Connor Cook vs. Oakland, 1/7/17 (WC)
2 Tom Brady at New England, 1/14/17 (Div)

CONSECUTIVE PASSES WITHOUT AN INTERCEPTION

55 Matt Schaub, 1/5/13 - 1/13/13
26 T.J. Yates, 1/7/12 - 1/15/12

ATTEMPTS, NO INTERCEPTIONS, GAME

25 Brock Osweiler vs. Oakland, 1/7/17 (WC)
20 T.J. Yates vs. Cincinnati, 1/7/12 (WC)

ATTEMPTS, NO INTERCEPTIONS, GAME, OPPONENT

40 Tom Brady at New England, 1/13/13 (Div)
27 Joe Flacco at Baltimore, 1/15/12 (Div)

TIMES SACKED

CAREER

3 Brian Hoyer, 2015
3 Brock Osweiler, 2016

SEASON

3 Brian Hoyer, 2015
3 Brock Osweiler, 2016

GAME

3 Brian Hoyer vs. Kansas City, 1/9/16 (WC)
3 Brock Osweiler at New England, 1/14/17 (Div)

GAME, OPPONENT

5 Joe Flacco at Baltimore, 1/15/12 (Div)
4 Andy Dalton vs. Cincinnati, 1/7/12 (WC)

INDIVIDUAL POSTSEASON RECORDS

RECEIVING

CAREER

- 25 Andre Johnson, 2003-12
- 23 Arian Foster, 2009-12
- 22 Owen Daniels, 2006-12

SEASON

- 18 Owen Daniels, 2012
- 15 Arian Foster, 2012
- 13 Andre Johnson, 2011
- 12 Andre Johnson, 2012

GAME

- 9 Owen Daniels at New England, 1/13/13 (Div)
- 9 Owen Daniels vs. Cincinnati, 1/5/13 (WC)
- 8 Andre Johnson at New England, 1/13/13 (Div)
- 8 Arian Foster vs. Cincinnati, 1/5/13 (WC)
- 8 Andre Johnson at Baltimore, 1/15/12 (Div)

GAME, OPPONENT

- 8 Julien Edelman at New England, 1/14/17 (Div)
- 8 Wes Welker at New England, 1/13/13 (Div)
- 8 Travis Kelce vs. Kansas City, 1/9/16 (WC)

RECEIVING YARDS GAINED

CAREER

- 358 Andre Johnson, 2003-12
- 227 Owen Daniels, 2006-12
- 201 DeAndre Hopkins, 2015-16

SEASON

- 201 Andre Johnson, 2011
- 172 Owen Daniels, 2012
- 157 Andre Johnson, 2012

GAME

- 111 Andre Johnson at Baltimore, 1/15/12 (Div)
- 95 Andre Johnson at New England, 1/13/13 (Div)
- 91 Owen Daniels vs. Cincinnati, 1/5/13 (WC)

GAME, OPPONENT

- 137 Julian Edelman at New England, 1/14/17 (Div)
- 131 Wes Welker at New England, 1/13/13 (Div)
- 128 Travis Kelce vs. Kansas City, 1/9/16 (WC)

GAMES, 100 OR MORE YARDS, CAREER

- 1 Andre Johnson, 2003-12

GAMES, 100 OR MORE YARDS, SEASON

- 1 Andre Johnson, 2011

LONGEST RECEPTION

- 40 Andre Johnson vs. Cincinnati, 1/7/12 (WC) (TD)
- 38 DeAndre Hopkins vs. Oakland, 1/7/17 (WC)
- 28 Arian Foster at New England, 1/13/13 (Div)

LONGEST RECEPTION, OPPONENT

- 128 Travis Kelce vs. Kansas City, 1/9/16 (WC)
- 48 Julian Edelman at New England, 1/14/17 (Div)
- 47 Wes Welker at New England, 1/13/13 (Div)

RECEIVING AVERAGE GAIN

AVERAGE GAIN, CAREER (10 RECEPTIONS)

- 14.3 Andre Johnson, 2003-12 (25-358)
- 10.3 Owen Daniels, 2006-12 (22-227)

AVERAGE GAIN, SEASON (4 RECEPTIONS)

- 15.5 Andre Johnson, 2011 (13-201)
- 14.2 C.J. Fiedorowicz, 2016 (5-71)
- 13.8 Owen Daniels, 2011 (4-55)

AVERAGE GAIN, GAME (3 RECEPTIONS)

- 18.0 Andre Johnson vs. Cincinnati, 1/7/12 (WC) (5-90)
- 15.7 DeVier Posey at New England, 1/13/13 (Div) (3-47)
- 15.5 Andre Johnson vs. Cincinnati, 1/5/13 (WC) (4-62)

RECEIVING TOUCHDOWNS

CAREER

- 1 C.J. Fiedorowicz, 2015-16
- 1 Arian Foster, 2009-12
- 1 DeAndre Hopkins, 2015-16
- 1 Andre Johnson, 2003-12
- 1 DeVier Posey, 2012

SEASON

- 1 C.J. Fiedorowicz, 2015-16
- 1 Arian Foster, 2012
- 1 DeAndre Hopkins, 2016
- 1 Andre Johnson, 2011
- 1 DeVier Posey, 2012

GAME

- 1 C.J. Fiedorowicz at New England, 1/14/17 (Div)
- 1 Arian Foster at New England, 1/13/13 (Div)
- 1 DeAndre Hopkins vs. Oakland, 1/7/17 (WC)
- 1 Andre Johnson vs. Cincinnati, 1/7/12 (WC)
- 1 DeVier Posey at New England, 1/13/13 (Div)

GAME, OPPONENT

- 2 Shane Vereen at New England, 1/13/13 (Div)

PUNTING

PUNTS

CAREER

- 22 Shane Lecher, 2014-16
- 10 Matt Turk, 2007-11

SEASON

- 17 Shane Lechler, 2016
- 10 Matt Turk, 2011
- 8 Donnie Jones, 2012

GAME

- 9 Shane Lechler vs. Oakland, 1/7/17 (WC)
- 8 Shane Lechler at New England, 1/14/17 (Div)

GAME, OPPONENT

- 10 Marquette King vs. Oakland, 1/7/17 (WC)
- 9 Sam Koch at Baltimore, 1/15/12 (Div)

LONGEST PUNT

- 63 Shane Lechler at New England, 1/14/17 (Div)
- 56 Matt Turk vs. Cincinnati, 1/7/12 (WC)
- 56 Matt Turk vs. Cincinnati, 1/7/12 (WC)
- 56 Shane Lechler vs. Oakland, 1/7/17 (WC)

LONGEST PUNT, OPPONENT

- 64 Sam Koch at Baltimore, 1/15/12 (Div)
- 62 Marquette King vs. Oakland, 1/7/17 (WC)
- 55 Ryan Allen at New England, 1/14/17 (Div)
- 55 Kevin Huber vs. Cincinnati, 1/7/12 (WC)
- 55 Sam Koch at Baltimore, 1/15/12 (Div)

INDIVIDUAL POSTSEASON RECORDS

PUNTING (cont.)

CAREER (8 PUNTS)

- 45.1 Matt Turk, 2007-11 (10-451)
- 44.6 Shane Lechler, 2015-16 (22-983)
- 38.5 Donnie Jones, 2012 (8-308)

SEASON (8 PUNTS)

- 45.1 Matt Turk, 2011 (10-451)
- 44.6 Shane Lechler, 2015-16 (22-983)
- 38.5 Donnie Jones, 2012 (8-308)

GAME (4 PUNTS)

- 50.2 Matt Turk vs. Cincinnati, 1/7/12 (WC) (5-251)
- 46.0 Shane Lechler vs. Oakland, 1/7/17 (WC) (9-414)

GAME, OPPONENT (4 PUNTS)

- 52.8 Zoltan Mesko at New England, 1/13/13 (Div)
- 49.3 Sam Koch at Baltimore, 1/15/12 (Div)

PUNTS INSIDE THE 20

CAREER

- 8 Shane Lechler, 2015-16
- 3 Donnie Jones, 2012
- 2 Matt Turk, 2007-11

SEASON

- 7 Shane Lechler, 2016
- 3 Donnie Jones, 2012
- 2 Matt Turk, 2011

GAME

- 4 Shane Lechler vs. Oakland, 1/7/17 (WC)
- 3 Shane Lechler at New England, 1/14/17 (Div)

GAME, OPPONENT

- 4 Ryan Allen at New England, 1/14/17 (Div)
- 3 Dustin Colquitt vs. Kansas City, 1/9/16 (WC)
- 3 Kevin Huber vs. Cincinnati, 1/5/13 (WC)

PUNT RETURNS

PUNT RETURNS

CAREER

- 9 Jacoby Jones, 2007-11
- 5 Keshawn Martin, 2012

SEASON

- 9 Jacoby Jones, 2011
- 5 Keshawn Martin, 2012

GAME

- 6 Jacoby Jones at Baltimore, 1/15/12 (Div)
- 4 Tyler Ervin vs. Oakland, 1/7/17 (WC)
- 3 Keshawn Martin at New England, 1/13/13 (Div)
- 3 Jacoby Jones vs. Cincinnati, 1/7/12 (WC)

GAME, OPPONENT

- 5 Jalen Richard vs. Oakland, 1/7/17 (WC)
- 4 Julian Edelman at New England, 1/14/17 (Div)
- 4 Frankie Hammond vs. Kansas City, 1/9/16 (WC)

FAIR CATCHES

CAREER

- 3 Keshawn Martin, 2012
- 3 Keith Mumphrey, 2015

SEASON

- 3 Keith Mumphrey, 2015
- 3 Keshawn Martin, 2012

GAME

- 3 Keith Mumphrey vs. Kansas City, 1/9/16 (WC)
- 3 Keshawn Martin vs. Cincinnati, 1/5/13 (WC)

GAME, OPPONENT

- 4 Lardarius Webb at Baltimore, 1/15/12 (Div)
- 3 Julian Edelman at New England, 1/14/17 (Div)

PUNT RETURN YARDS GAINED

CAREER

- 34 Will Fuller V, 2016
- 31 Keshawn Martin, 2012

SEASON

- 34 Will Fuller V, 2016
- 31 Keshawn Martin, 2012

GAME

- 34 Will Fuller V at New England, 1/14/17 (Div)
- 23 Tyler Ervin vs. Oakland, 1/7/17 (WC)
- 17 Keshawn Martin at New England, 1/13/13 (Div)

GAME, OPPONENT

- 68 Jalen Richard vs. Oakland, 1/7/17 (WC)
- 26 Julian Edelman at New England, 1/14/17 (Div)
- 20 Brandon Tate vs. Cincinnati, 1/7/12 (WC)

LONGEST PUNT RETURN

- 18 Will Fuller V at New England, 1/14/17 (Div)
- 16 Tyler Ervin vs. Oakland, 1/7/17 (WC)
- 12 Keshawn Martin at New England, 1/13/13 (Div)

PUNT RETURN AVERAGE YARDAGE

CAREER (5 RETURNS)

- 6.2 Keshawn Martin, 2012 (5-31)

SEASON (6 RETURNS)

- 6.2 Keshawn Martin, 2012 (5-31)

GAME (3 RETURNS)

- 5.8 Tyler Ervin vs. Oakland, 1/7/17 (WC) (4-23)

GAME, OPPONENT (3 RETURNS)

- 13.6 Jalen Richard vs. Oakland, 1/7/17 (WC) (5-68)
- 6.7 Brandon Tate vs. Cincinnati, 1/7/12 (WC) (3-20)

PUNT RETURN TOUCHDOWNS

GAME

None

GAME, OPPONENT

None

INDIVIDUAL POSTSEASON RECORDS

KICKOFF RETURNS

KICKOFF RETURNS, CAREER

10 Danieal Manning, 2011-12

KICKOFF RETURNS, SEASON

6 Danieal Manning, 2012

4 Danieal Manning, 2011

GAME

4 Danieal Manning at New England, 1/13/13 (Div)

4 Danieal Manning at Baltimore, 1/15/12 (Div)

GAME, OPPONENT

4 Adam Jones vs. Cincinnati, 1/5/13 (WC)

3 Dion Lewis at New England, 1/14/17 (Div)

KICKOFF RETURN YARDS GAINED

CAREER

396 Danieal Manning, 2011-12

SEASON

263 Danieal Manning, 2012

133 Danieal Manning, 2011

GAME

216 Danieal Manning at New England, 1/13/13 (Div)

133 Danieal Manning at Baltimore, 1/15/12 (Div)

GAME, OPPONENT

124 Dion Lewis at New England, 1/14/17 (Div)

106 Knile Davis vs. Kansas City, 1/9/16 (WC)

LONGEST, GAME

94 Danieal Manning at New England, 1/13/13 (Div)

69 Danieal Manning at New England, 1/13/13 (Div)

60 Danieal Manning at Baltimore, 1/15/12 (Div)

LONGEST, GAME, OPPONENT

106 Knile Davis vs. Kansas City, 1/9/16 (WC)

98 Dion Lewis at New England, 1/14/17 (Div)

KICKOFF RETURN AVERAGE YARDAGE

CAREER

39.6 Danieal Manning, 2011-12 (10-396)

SEASON

43.8 Danieal Manning, 2012 (6-263)

33.3 Danieal Manning, 2011 (4-133)

GAME (3 RETURNS)

54.0 Danieal Manning at New England, 1/13/13 (Div) (4-216)

33.3 Danieal Manning at Baltimore, 1/15/12 (Div) (4-133)

GAME, OPPONENT (3 RETURNS)

41.3 Dion Lewis at New England, 1/14/17 (Div) (3-124)

KICKOFF RETURN TOUCHDOWNS

GAME

None

GAME, OPPONENT

106 Knile Davis vs. Kansas City, 1/9/16 (WC)

98 Dion Lewis at New England, 1/14/17 (Div)

TOTAL RETURN YARDS

CAREER

396 Danieal Manning, 2011-12 (p- 0, k- 396, int- 0)

57 Akeem Hunt, 2015-16 (p- 0, k- 57, int- 0)

SEASON

263 Danieal Manning, 2011 (p- 0, k- 263, int- 0)

31 Keshawn Martin, 2012 (p- 31, k- 0, int- 0)

SEASON, ROOKIE

46 Will Fuller V, 2016 (p- 34, k- 12, int- 0)

31 Keshawn Martin, 2012 (p- 31, k- 0, int- 0)

GAME

216 Danieal Manning at New England, 1/13/13 (Div) (k- 216)

133 Danieal Manning at Baltimore, 1/15/12 (Div) (k- 133)

GAME, OPPONENT

124 Dion Lewis at New England, 1/14/17 (Div) (k- 124)

106 Knile Davis vs. Kansas City, 1/9/16 (WC) (k-106)

SPECIAL TEAMS TOUCHDOWNS

CAREER

None

SEASON

None

GAME

None

GAME, OPPONENT

Knile Davis, 106-yard kick return vs. Kansas City, 1/9/16 (WC)

Dion Lewis, 98-yard kick return at New England, 1/14/17 (Div)

INTERCEPTIONS

CAREER

2 A.J. Bouye, 2013-16

2 Johnathan Joseph, 2011-16

1 Jadeveon Clowney, 2014-16

1 Brian Cushing, 2009-16

1 Andre Hal, 2015-16

1 Danieal Manning, 2011-12

1 Corey Moore, 2015-16

1 J.J. Watt, 2011-16

SEASON

2 A.J. Bouye, 2016

2 Johnathan Joseph, 2011, 2012

1 Jadeveon Clowney, 2016

1 Brian Cushing, 2015

1 Andre Hal, 2016

1 Danieal Manning, 2011

1 Corey Moore, 2016

1 J.J. Watt, 2011

SEASON, ROOKIE

1 J.J. Watt, 2011

GAME

3 vs. Oakland, 1/7/17 (WC)

2 at New England, 1/14/17 (Div)

GAME, OPPONENT

3 at New England, 1/14/17 (Div)

2 Lardarius Webb at Baltimore, 1/15/12 (Div)

INDIVIDUAL POSTSEASON RECORDS

INTERCEPTIONS (cont.)

INTERCEPTION YARDS GAINED

GAINED, CAREER

- 29 J.J. Watt, 2011-16
- 20 Corey Moore, 2015-16

SEASON

- 29 J.J. Watt, 2011
- 20 Corey Moore, 2016

SEASON, ROOKIE

- 29 J.J. Watt, 2011

GAME

- 29 J.J. Watt vs. Cincinnati, 1/7/12 (WC)
- 20 Corey Moore vs. Oakland, 1/7/17 (WC)

GAME, OPPONENT

- 31 Duron Harmon at New England, 1/14/17 (Div)
- 23 Logan Ryan at New England, 1/14/17 (Div)

LONGEST RETURN

- 29 J.J. Watt vs. Cincinnati, 1/7/12 (WC)
- 20 Corey Moore vs. Oakland, 1/7/17 (WC)

INTERCEPTIONS RETURNED FOR TOUCHDOWNS

CAREER

- 1 J.J. Watt, 2011-12

SEASON

- 1 J.J. Watt, 2011

GAME

- 1 J.J. Watt vs. Cincinnati, 1/7/12 (WC)

GAME, OPPONENT

- 1 Leon Hall vs. Cincinnati, 1/5/13 (WC)

SACKS

CAREER

- 6.0 Whitney Mercilus 2012-16
- 5.0 J.J. Watt, 2011-16
- 5.0 Brooks Reed, 2011-12

SEASON

- 3.5 J.J. Watt, 2011
- 3.5 Brooks Reed, 2011
- 3.0 Whitney Mercilus, 2016
- 3.0 Whitney Mercilus, 2015
- 1.5 J.J. Watt, 2012
- 1.5 Brooks Reed, 2012

SEASON, ROOKIE

- 3.5 J.J. Watt, 2011
- 3.5 Brooks Reed, 2011

GAME

- 3.0 Whitney Mercilus vs. Kansas City, 1/9/16 (WC)
- 2.5 J.J. Watt at Baltimore, 1/15/12 (Div)
- 2.5 Brooks Reed at Baltimore, 1/15/12 (Div)

GAME, OPPONENT

- 1.0 Geno Atkins vs. Cincinnati, 1/7/12 (WC)
- 1.0 Reggie Nelson vs. Cincinnati, 1/7/12 (WC)
- 1.0 Logan Ryan at New England, 1/14/17 (Div)
- 1.0 Malcolm Brown at New England, 1/14/17 (Div)
- 1.0 Rob Ninkovich at New England, 1/14/17 (Div)

CONSECUTIVE GAMES, SACK

- 4 J.J. Watt, 1/7/12 – 1/13/13
- 4 Brooks Reed, 1/7/12 – 1/13/13

TACKLES

CAREER

- 40 Brian Cushing, 2009-16
- 34 Johnathan Joseph, 2011-16
- 29 Kareem Jackson, 2011-16
- 24 J.J. Watt, 2011-16

SEASON

- 19 Brian Cushing, 2011
- 16 Danieal Manning, 2011
- 15 Bradie James, 2012

SEASON, ROOKIE

- 14 J.J. Watt, 2011
- 13 Brooks Reed, 2011

GAME

- 13 Brian Cushing vs. Kansas City, 1/9/16 (WC)
- 12 J.J. Watt at Baltimore, 1/15/12 (Div)

GAME, ROOKIE

- 12 J.J. Watt at Baltimore, 1/15/12 (Div)
- 8 Brooks Reed at Baltimore, 1/15/12 (Div)

SOLO TACKLES, CAREER

- 31 Johnathan Joseph, 2011-16
- 22 Brian Cushing, 2009-15
- 21 Kareem Jackson, 2011-16
- 17 Danieal Manning, 2011-12
- 17 J.J. Watt, 2011-12

SOLO TACKLES, SEASON

- 14 Johnathan Joseph, 2016
- 13 Danieal Manning, 2011
- 11 J.J. Watt, 2011

SOLO TACKLES, SEASON, ROOKIE

- 11 J.J. Watt, 2011
- 9 Brooks Reed, 2011

SOLO TACKLES, GAME

- 10 Johnathan Joseph vs. Oakland, 1/7/17 (WC)
- 9 Brian Cushing vs. Kansas City, 1/9/16 (WC)
- 9 J.J. Watt at Baltimore, 1/15/12 (Div)
- 8 Danieal Manning at Baltimore, 1/15/12 (Div)

SOLO TACKLES, GAME, ROOKIE

- 9 J.J. Watt at Baltimore, 1/15/12 (Div)
- 6 Brooks Reed at Baltimore, 1/15/12 (Div)

INDIVIDUAL POSTSEASON RECORDS

FUMBLES

CAREER

- 2 Brian Hoyer, 2015
- 2 Jacoby Jones, 2007-11
- 2 Tyler Ervin, 2016

SEASON

- 2 Brian Hoyer, 2015
- 2 Jacoby Jones, 2011
- 2 Tyler Ervin, 2016

GAME

- 2 Brian Hoyer vs. Kansas City, 1/9/16 (WC)
- 2 Jacoby Jones at Baltimore, 1/15/12 (Div)
- 2 Tyler Ervin at New England, 1/14/17 (Div)

FUMBLES FORCED

CAREER

- 1 A.J. Bouye, 2015-16
- 1 Jesse Nading, 2008-12
- 1 Brooks Reed, 2011-12

SEASON

- 1 A.J. Bouye, 2016
- 1 Jesse Nading, 2011
- 1 Brooks Reed, 2011

GAME

- 1 4 times, last by A.J. Bouye & Akeem Dent at New England, 1/14/17 (Div)

OWN FUMBLES RECOVERED

CAREER

- 1 6 times, last by Tyler Ervin, 2016, Brock Osweiler, 2016 and Eddie Pleasant 2012-16

SEASON

- 1 Brian Hoyer, 2015
- 1 Matt Schaub, 2012
- 1 Jacoby Jones, 2011
- 1 Tyler Ervin, 2016
- 1 Brock Osweiler, 2016
- 1 Eddie Pleasant, 2016

GAME

- 1 6 times, last by Tyler Ervin, 2016, Brock Osweiler, 2016 and Eddie Pleasant 2012-16 at New England, 1/14/17 (Div)

OPPONENTS' FUMBLES RECOVERED

CAREER

- 1 Eddie Pleasant at New England, 1/14/17 (Div)

GAME, OPPONENT

- 1 Dontari Poe vs. Kansas City, 1/9/16 (WC)
- 1 Jimmy Smith at Baltimore, 1/15/12 (Div)
- 1 Dion Lewis at New England, 1/14/17 (Div)

YARDS RETURNING FUMBLES

CAREER

None

GAME, OPPONENT

- 4 Jimmy Smith at Baltimore, 1/15/12 (Div)

FUMBLES RETURNED FOR TOUCHDOWNS

CAREER

None

SCORING

POINTS

CAREER

- 36 Arian Foster, 2009-12
- 21 Shayne Graham, 2012
- 19 Nick Novak, 2015-16

SEASON

- 21 Shayne Graham, 2012
- 19 Nick Novak, 2016
- 18 Arian Foster, 2012
- 18 Arian Foster, 2011

POINTS, NO TOUCHDOWNS, SEASON

- 21 Shayne Graham, 2012
- 19 Nick Novak, 2016
- 14 Neil Rackers, 2011

POINTS, NO TOUCHDOWNS, CAREER

- 21 Shayne Graham, 2012
- 19 Nick Novak, 2015-16
- 14 Neil Rackers, 2010-11

SEASON, ROOKIE

- 6 DeVier Posey, 2012
- 6 J.J. Watt, 2011

GAME

- 13 Shayne Graham vs. Cincinnati, 1/5/13 (WC)
- 12 Arian Foster at New England, 1/13/13 (Div)
- 12 Arian Foster vs. Cincinnati, 1/7/12 (WC)

GAME, OPPONENT

- 18 Shane Vereen at New England, 1/13/13 (Div)
- 12 Cairo Santos vs. Kansas City, 1/9/16 (WC)
- 11 Stephen Gostkowski at New England, 1/13/13 (Div)

CONSECUTIVE GAMES SCORING

- 4 Arian Foster, 1/7/12 - 1/13/13
- 2 Shayne Graham, 1/5/13 - 1/13/13
- 2 Neil Rackers, 1/7/12 - 1/15/12
- 2 Nick Novak, 1/7/17 - 1/14/17

TOUCHDOWNS

CAREER

- 6 Arian Foster, 2009-12
- 1 7 times, last at New England, 1/14/17 (Div)

SEASON

- 3 Arian Foster, 2012
- 3 Arian Foster, 2011

SEASON, ROOKIE

- 1 DeVier Posey, 2012
- 1 J.J. Watt, 2011

GAME

- 2 Arian Foster at New England, 1/13/13 (Div)
- 2 Arian Foster vs. Cincinnati, 1/7/12 (WC)

GAME, OPPONENT

- 3 Dion Lewis at New England, 1/14/17 (Div)
- 3 Shane Vereen at New England, 1/13/13 (Div)
- 1 12 times, last by J. White at New England, 1/14/17 (Div)

INDIVIDUAL POSTSEASON RECORDS

SCORING (cont.)

TOUCHDOWNS (cont.)

GAME, ROOKIE

- 1 DeVier Posey at New England, 1/13/13 (Div)
- 1 J.J. Watt vs. Cincinnati, 1/7/12 (WC)

CONSECUTIVE GAMES SCORING TOUCHDOWNS

- 4 Arian Foster, 1/7/12 - 1/13/13

POINTS AFTER TOUCHDOWNS

ATTEMPTED, CAREER

- 5 Neil Rackers, 2010-11
- 4 Nick Novak, 2015-16
- 3 Shayne Graham, 2012

ATTEMPTED, SEASON

- 5 Neil Rackers, 2011
- 4 Nick Novak, 2016
- 3 Shayne Graham, 2012

ATTEMPTED, GAME

- 4 Neil Rackers vs. Cincinnati, 1/7/12 (WC)
- 3 Nick Novak vs. Oakland, 1/7/17 (WC)
- 2 Shayne Graham at New England, 1/13/13 (Div)

ATTEMPTED, GAME, OPPONENT

- 5 Stephen Gostkowski at New England, 1/13/13 (Div)
- 4 Stephen Gostkowski at New England, 1/14/17 (Div)

CONSECUTIVE POINTS AFTER TOUCHDOWN, CAREER

- 5 Neil Rackers, 2010-11
- 4 Nick Novak, 2015-16
- 3 Shayne Graham, 2012

POINTS AFTER TOUCHDOWN PERCENTAGE, CAREER

- 100.0 Neil Rackers, 2010-11 (5-5)
- 100.0 Nick Novak, 2015-16 (4-4)
- 100.0 Shayne Graham, 2012 (3-3)

TWO-POINT CONVERSIONS, CAREER

- 1 Andre Johnson, 2003-12

TWO-POINT CONVERSIONS, SEASON

- 1 Andre Johnson, 2012

TWO-POINT CONVERSION, GAME

- 1 Andre Johnson at New England, 1/13/13 (Div)

TWO-POINT CONVERSION, GAME, OPPONENT

None

FIELD GOALS

ATTEMPTED, CAREER

- 6 Shayne Graham, 2012
- 5 Nick Novak, 2015-16

ATTEMPTED, SEASON

- 6 Shayne Graham, 2012
- 5 Nick Novak, 2016

ATTEMPTED, GAME

- 4 Shayne Graham vs. Cincinnati, 1/5/13 (WC)
- 3 Nick Novak at New England, 1/14/17 (Div)
- 3 Neil Rackers at Baltimore, 1/15/12 (Div)

FIELD GOALS, CAREER

- 6 Shayne Graham, 2012
- 5 Nick Novak, 2015-16

FIELD GOALS, SEASON

- 6 Shayne Graham, 2012
- 5 Nick Novak, 2016

FIELD GOALS, GAME

- 4 Shayne Graham vs. Cincinnati, 1/5/13 (WC)
- 3 Nick Novak at New England, 1/14/17 (Div)

FIELD GOALS, GAME, OPPONENT

- 3 Cairo Santos vs. Kansas City, 1/9/16 (WC)
- 2 Josh Brown vs. Cincinnati, 1/5/13 (WC)
- 2 Billy Cundiff at Baltimore, 1/15/12 (Div)
- 2 Stephen Gostkowski at New England, 1/13/13 (Div)
- 2 Stephen Gostkowski at New England, 1/14/17 (Div)

CONSECUTIVE GAMES SCORING FIELD GOALS

- 2 Shayne Graham, 1/5/13 - 1/13/13
- 2 Nick Novak, 1/7/17 - 1/14/17
- 2 Neil Rackers, 1/7/12 - 1/15/12

CONSECUTIVE FIELD GOALS MADE

- 6 Shayne Graham, 1/5/13 - 1/13/13
- 5 Nick Novak, 1/7/17 - 1/14/17
- 3 Neil Rackers, 1/7/12 - 1/15/12

LONGEST FIELD GOAL

- 55 Shayne Graham at New England, 1/13/13 (Div)
- 50 Nick Novak vs. Oakland, 1/7/17 (WC)

FIELD GOAL PERCENTAGE, CAREER

- 100.0 Shayne Graham, 2012 (6-6)
- 100.0 Nick Novak, 2015-16 (5-5)

FIELD GOAL PERCENTAGE, SEASON

- 100.0 Shayne Graham, 2012 (6-6)
- 100.0 Nick Novak, 2016 (5-5)

MOST FIELD GOALS, NO MISSES, GAME

- 4 Shayne Graham vs. Cincinnati, 1/5/13 (WC)
- 3 Nick Novak at New England, 1/14/17 (Div)

MOST FIELD GOALS, NO MISSES, GAME, OPPONENT

- 3 Cairo Santos vs. Kansas City, 1/9/16 (WC)

MOST FIELD GOALS, 50 OR MORE YARDS, CAREER

- 1 Shayne Graham, 2012
- 1 Nick Novak, 2015-16

MOST FIELD GOALS, 50 OR MORE YARDS, SEASON

- 1 Shayne Graham, 2012
- 1 Nick Novak, 2016

MOST FIELD GOALS, 50 OR MORE YARDS, GAME

- 1 Shayne Graham at New England, 1/13/13
- 1 Nick Novak vs. Oakland, 1/7/17

ALL-TIME POSTSEASON LEADERS

ACTIVE TEXANS IN BOLD ITALICS

RUSHING YARDS

Player	Att.	Yds.	Avg.	Long	TD
1. Arian Foster	105	515	4.90	42t	6
2. Lamar Miller	50	146	2.92	19	1
3. Alfred Blue	20	105	5.25	49	0
4. Johnathan Grimes	10	56	5.60	12	0
5. Ben Tate	11	38	3.45	9	0

RECEIVING YARDS

Player	Rec.	Yds.	Avg.	Long	TD
1. Andre Johnson	25	358	14.3	40t	1
2. Owen Daniels	22	227	10.3	24	0
3. DeAndre Hopkins	17	201	11.8	38	1
4. Arian Foster	23	148	6.4	28	1
5. Kevin Walter	9	77	8.6	19	0

RUSHING-RECEIVING

Player	Rushing	Receiving	Total
1. Arian Foster	515	148	663
2. Andre Johnson	0	358	358
3. Owen Daniels	0	227	227
4. DeAndre Hopkins	0	201	201
5. Lamar Miller	146	16	162

PASSING

Player	Att	Comp	Pct	Yds	TD	INT	Lg	Rtg
1. Matt Schaub	89	63	70.8	605	2	2	28	87.5
2. Brock Osweiler	65	37	56.9	366	2	3	38	64.0
3. T.J. Yates	55	28	50.9	343	1	3	40t	53.8
4. Brian Hoyer	34	15	44.1	136	0	4	17	15.9

SCORING

Player	TD	PAT	FG	2PT	TP
1. Arian Foster	6	-	-	-	36
2. Shayne Graham	0	3/3	6/6	-	21
3. Nick Novak	0	4/4	5/5	-	19
4. Neil Rackers	0	5/5	3/4	-	14
5. Andre Johnson	1	-	-	1	8
6. C.J. Fiedorowicz	1	-	-	-	6
6. DeAndre Hopkins	1	-	-	-	6
6. Lamar Miller	1	-	-	-	6
6. Brock Osweiler	1	-	-	-	6
6. DeVier Posey	1	-	-	-	6
6. J.J. Watt	1	-	-	-	6

FIELD GOALS

Player	Att.	Made	Pct.	Long
1. Shayne Graham	6	6	100.0	55
2. Nick Novak	5	5	100.0	50
3. Neil Rackers	4	3	75.0	40

PUNTING AVERAGE

Player	No.	Yds.	Avg.	In20	Long	Blk
1. Shane Lechler	22	983	44.7	8	63	0
2. Matt Turk	10	451	45.1	2	56	0
3. Donnie Jones	8	308	38.5	3	48	0

INTERCEPTIONS

Player	No.	Yds.	Avg.	Long	TD
1. A.J. Bouye	2	13	6.5	7	0
1. Johnathan Joseph	2	13	6.5	14	0
2. Jadeveon Clowney	1	3	0.0	3	0
2. Brian Cushing	1	0	0.0	0	0
2. Andre Hal	1	6	6.0	6	0
2. Danieal Manning	1	0	0.0	0	0
2. Corey Moore	1	20	0.0	20	0
2. J.J. Watt	1	29	29.0	29t	1

PUNT RETURNS

Player	No.	Yds.	Avg.	Long	TD
1. Jacoby Jones	9	16	1.8	9	0
2. Keshawn Martin	5	31	6.2	12	0
3. Tyler Ervin	4	23	5.8	16	0

KICKOFF RETURNS

Player	No.	Yds.	Avg.	Long	TD
1. Danieal Manning	10	396	39.6	94	0
2. Akeem Hunt	3	57	19.0	22	0
3. Alfred Blue	1	15	15.0	15	0
3. James Casey	1	14	14.0	14	0
3. Tyler Ervin	1	14	14.0	14	0
3. Will Fuller V	1	12	12.0	12	0

COMBINED YARDAGE

Player	Total	Rush	Rec.	INT Ret.	PR/KR	FR
1. Arian Foster	663	515	148	0	0/0	0
2. Danieal Manning	396	0	0	0	0/396	0
3. Andre Johnson	358	0	358	0	0/0	0
4. Owen Daniels	227	0	227	0	0/0	0
5. DeAndre Hopkins	201	0	201	0	0/0	0
6. Lamar Miller	162	147	15	0	0/0	0
7. Johnathan Grimes	111	56	55	0	0/0	0
8. Alfred Blue	105	105	0	0	0/0	0
9. Kevin Walter	77	0	77	0	0/0	0
10. C.J. Fiedorowicz	72	0	72	0	0/0	0

TEAM POSTSEASON RECORDS

WIN-LOSS RECORDS

OVERALL

Year	W	L	Pct.
2011	1	1	.500
2012	1	1	.500
2015	0	1	.000
2016	1	1	.500
Totals	3	4	.428

HOME

Year	W	L	Pct.
2011	1	0	1.000
2012	1	0	1.000
2015	0	1	.000
2016	1	0	1.000
Totals	3	1	.750

ROAD

Year	W	L	Pct.
2011	0	1	.000
2012	0	1	.000
2016	0	1	.000
Totals	0	3	.000

SCORING

TOUCHDOWNS

MOST, SEASON

5 2011

FEWEST, SEASON

4 2012, 2016

MOST, GAME

4 vs. Cincinnati, 1/7/12 (WC)
3 at New England, 1/13/13 (Div)
3 vs. Oakland, 1/7/17 (WC)

MOST ALLOWED, SEASON

6 2012, 2016

MOST ALLOWED, GAME

5 at New England, 1/13/13 (Div)
4 at New England, 1/14/17 (Div)

FEWEST ALLOWED, SEASON

2 2016
3 2011, 2015

FEWEST ALLOWED, GAME

1 vs. Cincinnati, 1/5/13 (WC)
1 vs. Cincinnati, 1/7/12 (WC)

SCORING

MOST POINTS SCORED, SEASON

47 2012

MOST POINTS SCORED, GAME

31 vs. Cincinnati, 1/7/12 (WC)
28 at New England, 1/13/13 (Div)
27 vs. Oakland, 1/7/17 (WC)

FEWEST POINTS SCORED, SEASON

0 2015

FEWEST POINTS SCORED, GAME

0 vs. Kansas City, 1/9/16 (WC)
13 at Baltimore, 1/15/12 (Div)

MOST POINTS ALLOWED, SEASON

54 2012

MOST POINTS ALLOWED, GAME

41 at New England, 1/13/13 (Div)
34 at New England, 1/14/17 (Div)

FEWEST POINTS ALLOWED, SEASON

14 2016
30 2011, 2015

FEWEST POINTS ALLOWED, GAME

10 vs. Cincinnati, 1/7/12 (WC)
13 vs. Cincinnati, 1/5/13 (WC)

MOST POINTS, GAME, BOTH TEAMS

69 Texans 28 at New England 41, 1/13/13 (Div)
50 Texans 16 at New England 34, 1/14/17 (Div)

FEWEST POINTS, GAME, BOTH TEAMS

30 Texans 0 vs. Kansas City 30, 1/9/16 (WC)
32 Texans 19 vs. Cincinnati 13, 1/5/13 (WC)

MOST POINTS IN FIRST QUARTER

14 at New England, 1/14/17 (Div)
10 vs. Oakland, 1/7/17 (WC)

MOST POINTS IN SECOND QUARTER

10 at New England, 1/13/13 (Div)
10 vs. Cincinnati, 1/7/12 (WC)
10 at Baltimore, 1/15/12 (Div)
10 vs. Oakland, 1/7/17 (WC)

MOST POINTS IN THIRD QUARTER

7 vs. Cincinnati, 1/5/13 (WC)
7 vs. Cincinnati, 1/7/12 (WC)

MOST POINTS IN FOURTH QUARTER

15 at New England, 1/13/13 (Div)
7 vs. Cincinnati, 1/7/12 (WC)
7 vs. Oakland, 1/7/17 (WC)

MOST POINTS IN FIRST QUARTER, OPPONENT

17 at Baltimore, 1/15/12 (Div)
14 at New England, 1/14/17 (Div)

MOST POINTS IN SECOND QUARTER, OPPONENT

10 at New England, 1/13/13 (Div)
7 vs. Cincinnati, 1/5/13 (WC)

MOST POINTS IN THIRD QUARTER, OPPONENT

14 at New England, 1/13/13 (Div)
7 vs. Kansas City, 1/9/16 (WC)
7 at New England, 1/14/17 (Div)

MOST POINTS IN FOURTH QUARTER, OPPONENT

10 at New England, 1/13/13 (Div)
10 vs. Kansas City, 1/9/16 (WC)
10 vs. New England, 1/14/17 (Div)

MOST POINTS IN FIRST QUARTER, BOTH TEAMS

20 Texans 3 at Baltimore 17, 1/15/12 (Div)
17 Texans 10 vs. Cincinnati 7, 1/7/17 (WC)
17 Texans 3 at New England 14, 1/14/17 (Div)

ALL-TIME POSTSEASON LEADERS

SCORING (cont.)

MOST POINTS IN SECOND QUARTER, BOTH TEAMS

- 20 Texans 10 at New England 10, 1/13/13 (Div)
- 13 Texans 6 vs. Cincinnati 7, 1/5/13 (WC)
- 13 Texans 10 vs. Cincinnati 3, 1/7/12 (WC)
- 13 Texans 10 at New England 3, 1/14/17 (Div)

MOST POINTS IN THIRD QUARTER, BOTH TEAMS

- 14 Texans 0 at New England 14, 1/13/13 (Div)
- 10 Texans 7 vs. Cincinnati 3, 1/5/13 (WC)

MOST POINTS IN FOURTH QUARTER, BOTH TEAMS

- 25 Texans 15 at New England 10, 1/13/13 (Div)
- 14 Texans 7 vs. Oakland 7, 1/7/17 (WC)

CONSECUTIVE GAMES SCORING A TOUCHDOWN

- 5 1/7/12 through 1/13/13

CONSECUTIVE GAMES SCORING

- 4 1/7/12 through 1/13/13

CONSECUTIVE QUARTERS HELD SCORELESS

- 4 1st through 4th quarter vs. Kansas City, 1/9/16 (WC)

CONSECUTIVE QUARTERS HELD SCORELESS, OPPONENTS

- 2 3rd and 4th quarters vs. Cincinnati, 1/7/12 (WC)
- 2 2nd and 3rd quarters at Baltimore, 1/15/12 (Div)
- 2 2nd and 3rd quarters vs. Oakland, 1/7/17 (WC)

CONSECUTIVE QUARTERS HELD WITHOUT A TOUCHDOWN, OPPONENTS

- 3 2nd through 4th quarters at Baltimore, 1/15/12 (Div)
- 2 3rd and 4th quarters vs. Cincinnati, 1/5/13 (WC)
- 2 2nd and 3rd quarters vs. Oakland, 1/7/17 (WC)

MOST POINTS BY HALF

FIRST HALF

- 20 vs. Oakland, 1/7/17 (WC)
- 17 vs. Cincinnati, 1/7/12 (WC)

SECOND HALF

- 15 at New England, 1/13/13 (Div)
- 14 vs. Cincinnati, 1/7/12 (WC)

MOST POINTS BY HALF, OPPONENT

FIRST HALF

- 17 at New England, 1/13/13 (Div)
- 17 at Baltimore, 1/15/12 (Div)
- 17 vs. New England, 1/14/17 (Div)

SECOND HALF

- 24 at New England, 1/13/13 (Div)
- 17 vs. Kansas City, 1/9/16 (WC)
- 17 vs. New England, 1/14/17 (Div)

MOST POINTS BY HALF, BOTH TEAMS

FIRST HALF

- 30 Texans 13 at New England 17, 1/13/13 (Div)
- 30 Texans 13 at Baltimore 17, 1/15/12 (Div)
- 30 Texans 13 at New England 17, 1/14/17 (Div)

SECOND HALF

- 39 Texans 15 at New England 24, 1/13/13 (Div)
- 20 Texans 3 at New England 17, 1/14/17 (Div)

EXTRA POINTS

SEASON

- 5 2011
- 4 2016

GAME

- 4 vs. Cincinnati, 1/7/12 (WC)
- 3 vs. Oakland, 1/7/17 (WC)

SEASON, OPPONENT

- 6 2012
- 3 2015
- 3 2011

GAME, OPPONENT

- 5 at New England, 1/13/13 (Div)
- 4 at New England, 1/14/17 (Div)

TWO-POINT CONVERSIONS

SEASON

- 1 2012

GAME

- 1 at New England, 1/13/13 (Div)

DEFENSIVE TOUCHDOWNS

SEASON

- 1 2011

GAME

- 1 vs. Cincinnati, 1/7/12 (WC)

GAME, OPPONENT

- 1 vs. Cincinnati, 1/5/13 (WC)

SCORING MARGIN

MARGIN OF VICTORY

- 21 vs. Cincinnati, 1/7/12 (WC)
- 13 vs. Oakland, 1/7/17 (WC)

MARGIN OF DEFEAT

- 30 vs. Kansas City, 1/9/16 (WC)
- 18 at New England, 1/14/17 (Div)

COMEBACK VICTORIES (POINTS BEHIND)

- 7 vs. Cincinnati, 1/7/12 (WC), down 7-0, 31-10 final
- 1 vs. Cincinnati, 1/5/13 (WC), down 7-6, 19-13 final

LARGEST DEFICIT OVERCOME

- 7 vs. Cincinnati, 1/7/12 (WC), down 7-0, 31-10 final
- 1 vs. Cincinnati, 1/5/13 (WC), down 7-6, 19-13 final

LARGEST LEAD BEFORE OPPONENT SCORES

- 13 vs. Oakland, 1/7/17 (WC)

SCORING DRIVES

LONGEST SCORING DRIVE (NET YARDS)

- 91 at Baltimore, 1/15/12 (Div), 12 plays, TD
- 83 vs. Cincinnati, 1/7/12 (WC), 9 plays, TD
- 79 at New England, 1/13/13 (Div), 11 plays, TD

ALL-TIME POSTSEASON LEADERS

SCORING (cont.)

SCORING DRIVES (cont.)

LONGEST SCORING DRIVE (PLAYS)

- 13 vs. Cincinnati, 1/5/13 (WC), 76 yards, FG
- 13 vs. Cincinnati, 1/7/12 (WC), 59 yards, FG
- 12 at Baltimore, 1/15/12 (Div), 91 yards, TD
- 12 vs. Cincinnati, 1/5/13 (WC), 60 yards, FG

LONGEST SCORING DRIVE (TIME)

- 8:12 at New England, 1/14/17 (Div), 14 plays, 62 yards, FG
- 7:05 vs. Cincinnati, 1/5/13 (WC), 12 plays, 60 yards, FG
- 7:11 vs. Cincinnati, 1/5/13 (WC), 13 plays, 76 yards, FG

SHORTEST SCORING DRIVE (YARDS)

- 3 at New England, 1/13/13 (Div), 4 plays, FG
- 4 vs. Oakland, 1/7/17 (WC), 1 play, TD

SHORTEST SCORING DRIVE (PLAYS)

- 1 vs. Oakland, 1/7/17 (WC), 4 yards, TD
- 2 at New England, 1/14/17 (Div), 12 yards, TD
- 4 at New England, 1/14/17 (Div), 6 yards, FG

SHORTEST SCORING DRIVE (TIME)

- 0:04 vs. Oakland, 1/7/17 (WC), 1 play, 4 yards, TD
- 0:24 at New England, 1/13/13 (Div), 5 plays, 25 yards, FG
- 0:40 at New England, 1/14/17 (Div), 2 plays, 12 yards, TD
- 0:50 at New England, 1/14/17 (Div), 4 plays, 6 yards, FG
- 1:03 at New England, 1/13/13 (Div), 4 plays, 3 yards, FG

TOTAL OFFENSE

MOST NET YARDS GAINED, SEASON

845 2012

MOST NET YARDS GAINED, GAME

- 425 at New England, 1/13/13 (Div)
- 420 vs. Cincinnati, 1/5/13 (WC)

FEWEST NET YARDS GAINED, SEASON

226 2015

FEWEST NET YARDS GAINED, GAME

- 226 vs. Kansas City, 1/9/16 (WC)
- 285 at New England, 1/14/17 (Div)

MOST NET YARDS ALLOWED, SEASON

655 2012

MOST NET YARDS ALLOWED, GAME

- 457 at New England, 1/13/13 (Div)
- 377 at New England, 1/14/17 (Div)

FEWEST NET YARDS ALLOWED, SEASON

314 2015

FEWEST NET YARDS ALLOWED, GAME

- 198 vs. Cincinnati, 1/5/13 (WC)
- 203 vs. Oakland, 1/7/17 (WC)

MOST NET YARDS GAINED, SEASON, BOTH TEAMS

1,500 2012

MOST NET YARDS GAINED, GAME, BOTH TEAMS

- 882 Texans 425 at New England 457, 1/13/13 (Div)
- 662 Texans 285 at New England 377, 1/14/17 (Div)

FEWEST NET YARDS GAINED, SEASON, BOTH TEAMS

494 2016

FEWEST NET YARDS GAINED, GAME, BOTH TEAMS

- 494 Texans 291 vs. Oakland 203, 1/7/17 (WC)
- 540 Texans 226 vs. Kansas City 314, 1/9/16 (WC)

MOST NET YARDS GAINED, FIRST HALF

- 250 vs. Cincinnati, 1/5/13 (WC)
- 209 vs. Oakland, 1/7/17 (WC)

MOST NET YARDS GAINED, SECOND HALF

- 222 at New England, 1/13/13 (Div)
- 184 vs. Cincinnati, 1/7/12 (WC)

FEWEST NET YARDS GAINED, FIRST HALF

- 123 vs. Kansas City, 1/9/16 (WC)
- 123 at New England, 1/14/17 (Div)

FEWEST NET YARDS GAINED, SECOND HALF

- 103 vs. Kansas City, 1/9/16 (WC)
- 119 at Baltimore, 1/15/12 (Div)

MOST NET YARDS ALLOWED, FIRST HALF

- 260 at New England, 1/13/13 (Div)
- 156 vs. Cincinnati, 1/7/12 (WC)
- 156 at New England, 1/14/17 (Div)

MOST NET YARDS ALLOWED, SECOND HALF

- 221 at New England, 1/14/17 (Div)
- 197 at New England, 1/13/13 (Div)

FEWEST NET YARDS ALLOWED, FIRST HALF

- 53 vs. Cincinnati, 1/5/13 (WC)
- 75 vs. Oakland, 1/7/17 (WC)

FEWEST NET YARDS ALLOWED, SECOND HALF

- 109 at Baltimore, 1/15/12 (Div)
- 128 vs. Oakland, 1/7/17 (WC)

MOST NET YARDS GAINED, FIRST QUARTER

- 112 vs. Cincinnati, 1/5/13 (WC)
- 93 vs. Cincinnati, 1/7/12 (WC)

MOST NET YARDS GAINED, SECOND QUARTER

- 155 vs. Oakland, 1/7/17 (WC)
- 138 vs. Cincinnati, 1/5/13 (WC)

MOST NET YARDS GAINED, THIRD QUARTER

- 101 vs. Cincinnati, 1/5/13 (WC)
- 93 vs. Cincinnati, 1/7/12 (WC)

MOST NET YARDS GAINED, FOURTH QUARTER

- 150 at New England, 1/13/13 (Div)
- 91 vs. Cincinnati, 1/7/12 (WC)

FEWEST NET YARDS GAINED, FIRST QUARTER

- 35 vs. Kansas City, 1/9/16 (WC)
- 50 at Baltimore, 1/15/12 (Div)

FEWEST NET YARDS GAINED, SECOND QUARTER

- 63 vs. Cincinnati, 1/7/12 (WC)
- 88 vs. Kansas City, 1/9/16 (WC)

FEWEST NET YARDS GAINED, THIRD QUARTER

- 34 vs. Oakland, 1/7/17 (WC)
- 40 vs. Kansas City, 1/9/16 (WC)

FEWEST NET YARDS GAINED, FOURTH QUARTER

- 48 vs. Oakland, 1/7/17 (WC)
- 63 vs. Kansas City, 1/9/16 (WC)

TEAM POSTSEASON RECORDS

TOTAL OFFENSE (cont.)

MOST NET YARDS ALLOWED, FIRST QUARTER

96 at New England, 1/13/13 (Div)
71 at Baltimore, 1/15/12 (Div)

MOST NET YARDS ALLOWED, SECOND QUARTER

164 at New England, 1/13/13 (Div)
87 vs. Cincinnati, 1/7/12 (WC)

MOST NET YARDS ALLOWED, THIRD QUARTER

151 vs. Kansas City, 1/9/16 (WC)
137 at New England, 1/13/13 (Div)

MOST NET YARDS ALLOWED, FOURTH QUARTER

113 vs. Oakland, 1/7/17 (WC)
80 vs. Cincinnati, 1/7/12 (WC)

FEWEST NET YARDS ALLOWED, FIRST QUARTER

19 vs. Cincinnati, 1/5/13 (WC)
51 vs. Oakland, 1/7/17 (WC)

FEWEST NET YARDS ALLOWED, SECOND QUARTER

24 vs. Oakland, 1/7/17 (WC)
34 vs. Cincinnati, 1/5/13 (WC)

FEWEST NET YARDS ALLOWED, THIRD QUARTER

15 vs. Oakland, 1/7/17 (WC)
64 vs. Cincinnati, 1/7/12 (WC)

FEWEST NET YARDS ALLOWED, FOURTH QUARTER

27 vs. Kansas City, 1/9/16 (WC)
44 at Baltimore, 1/15/12 (Div)

FEWEST NET YARDS GAINED, GAME, BOTH TEAMS

494 Texans 291 vs. Oakland 203, 1/7/17 (WC)
540 Texans 226 vs. Kansas City 314, 1/9/16 (WC)

MOST NET YARDS GAINED, FIRST HALF

250 vs. Cincinnati, 1/5/13 (WC)
209 vs. Oakland, 1/7/17 (WC)

MOST NET YARDS GAINED, SECOND HALF

222 at New England, 1/13/13 (Div)
184 vs. Cincinnati, 1/7/12 (WC)

FEWEST NET YARDS GAINED, FIRST HALF

123 vs. Kansas City, 1/9/16 (WC)
123 at New England, 1/14/17 (Div)

FEWEST NET YARDS GAINED, SECOND HALF

103 vs. Kansas City, 1/9/16 (WC)
119 at Baltimore, 1/15/12 (Div)

MOST NET YARDS ALLOWED, FIRST HALF

260 at New England, 1/13/13 (Div)
156 vs. Cincinnati, 1/7/12 (WC)
156 at New England, 1/14/17 (Div)

MOST NET YARDS ALLOWED, SECOND HALF

221 at New England, 1/14/17 (Div)
197 at New England, 1/13/13 (Div)

FEWEST NET YARDS ALLOWED, FIRST HALF

53 vs. Cincinnati, 1/5/13 (WC)
75 vs. Oakland, 1/7/17 (WC)

FEWEST NET YARDS ALLOWED, SECOND HALF

109 at Baltimore, 1/15/12 (Div)
128 vs. Oakland, 1/7/17 (WC)

MOST NET YARDS GAINED, FIRST QUARTER

112 vs. Cincinnati, 1/5/13 (WC)
93 vs. Cincinnati, 1/7/12 (WC)

MOST NET YARDS GAINED, SECOND QUARTER

155 vs. Oakland, 1/7/17 (WC)
138 vs. Cincinnati, 1/5/13 (WC)

MOST NET YARDS GAINED, THIRD QUARTER

101 vs. Cincinnati, 1/5/13 (WC)
93 vs. Cincinnati, 1/7/12 (WC)

MOST NET YARDS GAINED, FOURTH QUARTER

150 at New England, 1/13/13 (Div)
91 vs. Cincinnati, 1/7/12 (WC)

FEWEST NET YARDS GAINED, FIRST QUARTER

35 vs. Kansas City, 1/9/16 (WC)
50 at Baltimore, 1/15/12 (Div)

FEWEST NET YARDS GAINED, SECOND QUARTER

63 vs. Cincinnati, 1/7/12 (WC)
88 vs. Kansas City, 1/9/16 (WC)

FEWEST NET YARDS GAINED, THIRD QUARTER

34 vs. Oakland, 1/7/17 (WC)
40 vs. Kansas City, 1/9/16 (WC)

FEWEST NET YARDS GAINED, FOURTH QUARTER

48 vs. Oakland, 1/7/17 (WC)
63 vs. Kansas City, 1/9/16 (WC)

MOST NET YARDS ALLOWED, FIRST QUARTER

96 at New England, 1/13/13 (Div)
71 at Baltimore, 1/15/12 (Div)

MOST NET YARDS ALLOWED, SECOND QUARTER

164 at New England, 1/13/13 (Div)
87 vs. Cincinnati, 1/7/12 (WC)

MOST NET YARDS ALLOWED, THIRD QUARTER

151 vs. Kansas City, 1/9/16 (WC)
137 at New England, 1/13/13 (Div)

MOST NET YARDS ALLOWED, FOURTH QUARTER

113 vs. Oakland, 1/7/17 (WC)
80 vs. Cincinnati, 1/7/12 (WC)

FEWEST NET YARDS ALLOWED, FIRST QUARTER

19 vs. Cincinnati, 1/5/13 (WC)
51 vs. Oakland, 1/7/17 (WC)

FEWEST NET YARDS ALLOWED, SECOND QUARTER

24 vs. Oakland, 1/7/17 (WC)
34 vs. Cincinnati, 1/5/13 (WC)

FEWEST NET YARDS ALLOWED, THIRD QUARTER

15 vs. Oakland, 1/7/17 (WC)
64 vs. Cincinnati, 1/7/12 (WC)

FEWEST NET YARDS ALLOWED, FOURTH QUARTER

27 vs. Kansas City, 1/9/16 (WC)
44 at Baltimore, 1/15/12 (Div)

TEAM POSTSEASON RECORDS

RUSHING

RUSHING YARDS

SEASON

319 2011

GAME

188 vs. Cincinnati, 1/7/12 (WC)

158 vs. Cincinnati, 1/5/13 (WC)

FEWEST, SEASON

114 2015

FEWEST, GAME

91 at New England, 1/13/13 (Div)

104 at New England, 1/14/17 (Div)

MOST ALLOWED, SEASON

202 2012

MOST ALLOWED, GAME

141 vs. Kansas City, 1/9/16 (WC)

122 at New England, 1/13/13 (Div)

FEWEST ALLOWED, SEASON

141 2015

FEWEST ALLOWED, GAME

64 vs. Oakland, 1/7/17 (WC)

76 vs. Cincinnati, 1/7/12 (WC)

SEASON, BOTH TEAMS

255 2015

GAME, BOTH TEAMS

264 Texans 188 vs. Cincinnati 76, 1/7/12 (WC)

255 Texans 114 vs. Kansas City 141, 1/9/16 (WC)

FEWEST, SEASON, BOTH TEAMS

255 2015

FEWEST, GAME, BOTH TEAMS

187 Texans 123 vs. Oakland 64, 1/7/17 (WC)

202 Texans 104 at New England 98, 1/14/17 (Div)

ATTEMPTS

SEASON

67 2016

GAME

44 vs. Oakland, 1/7/17 (WC)

39 vs. Cincinnati, 1/5/13 (WC)

FEWEST, SEASON

48 2016

FEWEST, GAME

23 at New England, 1/14/17 (Div)

23 at New England, 1/13/13 (Div)

SEASON, OPPONENT

50 2011

GAME, OPPONENT

37 vs. Kansas City, 1/9/16 (WC)

31 at Baltimore, 1/15/12 (Div)

FEWEST, SEASON, OPPONENT

37 2015

FEWEST, GAME, OPPONENT

16 vs. Cincinnati, 1/5/13 (WC)

19 vs. Cincinnati, 1/7/12 (WC)

RUSHING AVERAGE

SEASON

5.1 2011 (63-319)

GAME

5.4 vs. Cincinnati, 1/7/12 (WC) (35-188)

4.7 at Baltimore, 1/15/12 (Div) (28-131)

LOWEST, SEASON

3.4 2016 (67-228)

LOWEST, GAME

2.8 vs. Oakland, 1/7/17 (WC) (44-123)

4.0 at New England, 1/13/13 (Div) (23-91)

SEASON, OPPONENT

5.1 2012 (40-202)

PASSING

NET YARDS PASSING

MOST, SEASON

596 2012

MOST, GAME

334 at New England, 1/13/13 (Div)

262 vs. Cincinnati, 1/5/13 (WC)

FEWEST, SEASON

112 2015

FEWEST, GAME

112 vs. Kansas City, 1/9/16 (WC)

152 vs. Cincinnati, 1/7/12 (WC)

MOST ALLOWED, SEASON

453 2012

MOST ALLOWED, GAME

335 at New England, 1/13/13 (Div)

287 at New England, 1/14/17 (Div)

FEWEST ALLOWED, SEASON

173 2015

FEWEST ALLOWED, GAME

118 vs. Cincinnati, 1/5/13 (WC)

140 at Baltimore, 1/15/12 (Div)

MOST, SEASON, BOTH TEAMS

1,049 2012

MOST, GAME, BOTH TEAMS

669 Texans 334 at New England 335, 1/13/13 (Div)

484 Texans 197 vs. New England 287, 1/14/17 (Div)

TEAM POSTSEASON RECORDS

PASSING (cont.)

NET YARDS PASSING (cont.)

FEWEST, SEASON, BOTH TEAMS

285 2015

FEWEST, GAME, BOTH TEAMS

285 Texans 112 vs. Kansas City 173, 1/9/16 (WC)

307 Texans 168 vs. Oakland 139, 1/7/17 (WC)

GROSS YARDS PASSING

MOST, SEASON

605 2012

MOST, GAME

343 at New England, 1/13/13 (Div)

262 vs. Cincinnati, 1/5/13 (WC)

FEWEST, SEASON

136 2015

FEWEST, GAME

136 vs. Kansas City, 1/9/16 (WC)

159 vs. Cincinnati, 1/7/12 (WC)

MOST ALLOWED, SEASON

471 2012

MOST ALLOWED, GAME

344 at New England, 1/13/13 (Div)

287 at New England, 1/14/17 (Div)

FEWEST ALLOWED, SEASON

190 2015

FEWEST ALLOWED, GAME

127 vs. Cincinnati, 1/5/13 (WC)

161 vs. Oakland, 1/7/17 (WC)

PASS ATTEMPTS

MOST, SEASON

89 2012

MOST, GAME

51 at New England, 1/13/13 (Div)

40 at New England, 1/14/17 (Div)

FEWEST, SEASON

34 2015

FEWEST, GAME

20 vs. Cincinnati, 1/7/12 (WC)

25 vs. Oakland, 1/7/17 (WC)

MOST, SEASON, OPPONENT

83 2016

MOST, GAME, OPPONENT

45 vs. Oakland, 1/7/17 (WC)

42 vs. Cincinnati, 1/7/12 (WC)

FEWEST, SEASON, OPPONENT

22 2015

FEWEST, GAME, OPPONENT

22 vs. Kansas City, 1/9/16 (WC)

27 at Baltimore, 1/15/12 (Div)

PASS COMPLETIONS

MOST, SEASON

63 2012

MOST, GAME

34 at New England, 1/13/13 (Div)

29 vs. Cincinnati, 1/5/13 (WC)

FEWEST, SEASON

15 2015

FEWEST, GAME

11 vs. Cincinnati, 1/7/12 (WC)

14 vs. Oakland, 1/7/17 (WC)

MOST, SEASON, OPPONENT

41 2011

MOST, GAME, OPPONENT

27 vs. Cincinnati, 1/7/12 (WC)

25 at New England, 1/13/13 (Div)

FEWEST, SEASON, OPPONENT

17 2015

FEWEST, GAME, OPPONENT

14 vs. Cincinnati, 1/5/13 (WC)

14 at Baltimore, 1/15/12 (Div)

TOUCHDOWN PASSES

MOST, SEASON

2 2012, 2016

1 2011

MOST, GAME

2 at New England, 1/13/13 (Div)

1 3x, last at New England, 1/14/17 (Div)

MOST, SEASON, OPPONENT

3 2012, 2016

2 2011

MOST, GAME, OPPONENT

3 at New England, 1/13/13 (Div)

2 2x, last vs. New England, 1/14/17 (Div)

CONSECUTIVE GAMES WITH A PASSING TOUCHDOWN

TEXANS

vs. Oakland 1/7/17 (WC) through at New England 1/14/17 (Div)

OPPONENT

at New England 1/13/13 through vs. Kansas City 1/9/16 (WC)

TEAM POSTSEASON RECORDS

FIRST DOWNS

MOST, SEASON

49 2012

MOST, GAME

25 at New England, 1/13/13 (Div)
24 vs. Cincinnati, 1/5/13 (WC)

FEWEST, SEASON

14 2015

FEWEST, GAME

14 vs. Kansas City, 1/9/16 (WC)
14 at New England, 1/14/17 (Div)

MOST ALLOWED, SEASON

36 2012, 2016

MOST ALLOWED, GAME

24 at New England, 1/13/13 (Div)
21 vs. Cincinnati, 1/7/12 (WC)

FEWEST ALLOWED, SEASON

18 2015

FEWEST ALLOWED, GAME

11 at Baltimore, 1/15/12 (Div)
12 vs. Cincinnati, 1/5/13 (WC)

MOST, SEASON, BOTH TEAMS

85 2012

MOST, GAME, BOTH TEAMS

49 Texans 25 at New England 24, 1/13/13 (Div)
40 Texans 19 vs. Cincinnati 21, 1/7/12 (WC)

FEWEST, SEASON, BOTH TEAMS

32 2015

FEWEST, GAME, BOTH TEAMS

27 Texans 16 at Baltimore 11, 1/15/12 (Div)
32 Texans 14 vs. Kansas City 18, 1/9/16 (WC)

RUSHING FIRST DOWNS

MOST, SEASON

14 2011

MOST, GAME

9 vs. Cincinnati, 1/7/12 (WC)
8 vs. Cincinnati, 1/5/13 (WC)

FEWEST, SEASON

3 2015

FEWEST, GAME

3 vs. Kansas City, 1/9/16 (WC)

MOST, SEASON, OPPONENT

13 2012

MOST, GAME, OPPONENT

8 vs. Kansas City, 1/9/16 (WC)
8 at New England, 1/13/13 (Div)
8 vs. Cincinnati, 1/7/12 (WC)

FEWEST, SEASON, OPPONENT

8 2015

FEWEST, GAME, OPPONENT

2 at Baltimore, 1/15/12 (Div)
3 vs. Oakland, 1/7/17 (WC)

PASSING FIRST DOWNS

MOST, SEASON

32 2012

MOST, GAME

19 at New England, 1/13/13 (Div)
13 vs. Cincinnati, 1/5/13 (WC)

FEWEST, SEASON

10 2015

FEWEST, GAME

8 at New England, 1/14/17 (Div)
9 2x, last vs. Oakland, 1/7/17 (WC)

MOST, SEASON, OPPONENT

23 2016
20 2011, 2012

MOST, GAME, OPPONENT

15 at New England, 1/13/13 (Div)
12 at New England, 1/14/17 (Div)

FEWEST, SEASON, OPPONENT

8 2015
20 2011, 2012

FEWEST, GAME, OPPONENT

5 vs. Cincinnati, 1/5/13 (WC)
8 vs. Kansas City, 1/9/16 (WC)

FIRST DOWNS BY PENALTY

MOST, SEASON

5 2016

MOST, GAME

3 2x, last vs. Oakland, 1/7/17 (WC)
2 at New England, 1/14/17 (Div)

FEWEST, SEASON

1 2011, 2015

FEWEST, GAME

0 at Baltimore, 1/15/12 (Div)
1 3x, last vs. Kansas City, 1/9/16 (WC)

MOST, SEASON, OPPONENT

4 2016

MOST, GAME, OPPONENT

2 5x, last at New England, 1/14/17 (Div)

FEWEST, SEASON, OPPONENT

2 2011, 2015

FEWEST, GAME, OPPONENT

0 at Baltimore, 1/15/12 (Div)
1 at New England, 1/13/13 (Div)

ALL-TIME POSTSEASON LEADERS

FIELD GOALS

MOST, SEASON

6 2012

FEWEST, SEASON

0 2015

MOST ATTEMPTED, SEASON

6 2012

FEWEST ATTEMPTED, SEASON

0 2015

MOST ATTEMPTED, GAME

4 vs. Cincinnati, 1/5/13 (WC)
3 at Baltimore, 1/15/12 (Div)
3 at New England, 1/14/17 (Div)

MOST CONVERTED, GAME

4 vs. Cincinnati, 1/5/13 (WC)
3 at New England, 1/14/17 (Div)

CONSECUTIVE GAMES SCORING FIELD GOALS

3 1/7/11 – 1/5/13

MOST FIELD GOALS MADE, SEASON, OPPONENT

4 2012

FEWEST FIELD GOALS MADE, SEASON, OPPONENT

2 2016

MOST FIELD GOALS ATTEMPTED, SEASON, OPPONENT

4 2011, 2012

FEWEST FIELD GOALS ATTEMPTED, SEASON, OPPONENT

2 2016

MOST FIELD GOALS ATTEMPTED, GAME, OPPONENT

3 vs. Kansas City, 1/9/16 (WC)
2 5 times, last at New England, 1/14/17 (Div)

MOST FIELD GOALS CONVERTED, GAME, OPPONENT

3 vs. Kansas City, 1/9/16 (WC)
2 4 times, last at New England, 1/14/17 (Div)

MOST FIELD GOALS CONVERTED, GAME, BOTH TEAMS

6 Texans 4 vs. Cincinnati 2, 1/5/13 (WC)
5 Texans 3 at New England 2, 1/14/17 (Div)

PUNTING

MOST, SEASON

17 2016

MOST, GAME

9 vs. Oakland, 1/7/17

FEWEST, SEASON

5 2015

FEWEST, GAME

3 vs. Cincinnati, 1/5/13 (WC)

MOST YARDS, SEASON

755 2016

MOST YARDS, GAME

414 vs. Oakland, 1/7/17 (WC)

FEWEST YARDS, SEASON

228 2015

FEWEST YARDS, GAME

126 vs. Cincinnati, 1/5/13 (WC)
182 at New England, 1/13/13 (Div)

MOST PUNTS, SEASON, OPPONENT

16 2016

MOST PUNTS, GAME, OPPONENT

10 vs. Oakland, 1/7/17 (WC)

FEWEST PUNTS, SEASON, OPPONENT

4 2015

FEWEST PUNTS, GAME, OPPONENT

3 vs. Cincinnati, 1/7/12 (WC)

MOST YARDS, SEASON, OPPONENT

697 2016

MOST YARDS, GAME, OPPONENT

457 vs. Oakland, 1/7/17 (WC)

FEWEST PUNTING YARDS, SEASON, OPPONENT

181 2015

FEWEST PUNTING YARDS, GAME, OPPONENT

145 vs. Cincinnati, 1/7/12 (WC)
181 vs. Kansas City, 1/9/16 (WC)

MOST PUNTS, SEASON, BOTH TEAMS

33 2016

MOST PUNTS, GAME, BOTH TEAMS

19 Texans 9 vs. Oakland 10, 1/7/17 (WC)

FEWEST PUNTS, SEASON, BOTH TEAMS

9 2015

FEWEST PUNTS, GAME, BOTH TEAMS

8 Texans 3 vs. Cincinnati 5, 1/5/13 (WC)
8 Texans 5 vs. Cincinnati 3, 1/7/12 (WC)

HIGHEST PUNTING AVERAGE, SEASON

44.4 2016, 17 punts

LOWEST PUNTING AVERAGE, SEASON

38.5 2012, 5 punts

HIGHEST PUNTING AVERAGE, GAME (MINIMUM 4 PUNTS)

50.2 vs. Cincinnati, 1/7/12 (WC), 5 punts

HIGHEST PUNTING AVERAGE, SEASON, OPPONENT

49.7 2012, 10 punts

HIGHEST PUNTING AVERAGE, GAME, OPPONENT (MINIMUM 4 PUNTS)

52.8 at New England, 1/13/13 (Div), 5 punts

LOWEST PUNTING AVERAGE, SEASON, OPPONENT

45.3 2015, 4 punts

LOWEST PUNTING AVERAGE, GAME, OPPONENT (MINIMUM 4 PUNTS)

45.3 vs. Kansas City, 1/9/16 (WC), 4 punts
45.7 vs. Oakland, 1/7/17 (WC), 10 punts

ALL-TIME POSTSEASON LEADERS

PUNT RETURNS

MOST, SEASON

9 2011

MOST, GAME

6 at Baltimore, 1/15/12 (Div)

4 vs. Oakland, 1/7/17 (WC)

FEWEST, SEASON

0 2015

FEWEST, GAME

0 vs. Kansas City, 1/9/16 (WC)

MOST YARDS, SEASON

57 2016

MOST YARDS, GAME

34 at New England, 1/14/17 (Div)

23 vs. Oakland, 1/7/17 (WC)

FEWEST YARDS, SEASON

0 2015

FEWEST YARDS, GAME

0 vs. Kansas City, 1/9/16 (WC)

4 at Baltimore, 1/15/12 (Div)

HIGHEST AVERAGE, SEASON

6.2 2012 (5-31)

HIGHEST AVERAGE, GAME (MINIMUM 4 RETURNS)

5.8 vs. Oakland, 1/7/17 (WC)

LOWEST AVERAGE, SEASON

0 2015 (0-0)

LOWEST AVERAGE, GAME (MINIMUM 4 RETURNS)

0.7 at Baltimore, 1/15/12 (Div)

MOST RETURNS, SEASON, OPPONENT

6 2016

MOST RETURNS, GAME, OPPONENT

6 vs. Oakland, 1/7/17 (WC)

FEWEST PUNT RETURNS, SEASON, OPPONENT

3 2011

FEWEST PUNT RETURNS, GAME, OPPONENT

0 at Baltimore, 1/15/12 (Div)

1 at New England, 1/13/13 (Div)

MOST PUNT RETURN YARDS, SEASON, OPPONENT

96 2016

MOST PUNT RETURN YARDS, GAME, OPPONENT

70 vs. Oakland, 1/7/17 (WC)

34 vs. Kansas City, 1/9/16 (WC)

FEWEST PUNT RETURN YARDS, SEASON, OPPONENT

12 2012

FEWEST PUNT RETURN YARDS, GAME, OPPONENT

0 at New England, 1/13/13 (Div)

0 at Baltimore, 1/15/12 (Div)

HIGHEST PUNT RETURN AVERAGE, SEASON, OPPONENT

11.7 2016 (6-70)

HIGHEST PUNT RETURN AVERAGE, GAME, OPPONENT (MINIMUM 4 RETURNS)

11.7 vs. Oakland, 1/7/17 (WC)

LOWEST PUNT RETURN AVERAGE, SEASON, OPPONENT

3.0 2012 (4-12)

LOWEST PUNT RETURN AVERAGE, GAME, OPPONENT (MINIMUM 4 RETURNS)

6.5 at New England, 1/14/17 (Div)

MOST TOUCHDOWNS, PUNT RETURNS

None

MOST TOUCHDOWNS, PUNT RETURNS, OPPONENT

None

KICKOFF RETURNS

MOST, SEASON

7 2012

MOST, GAME

5 at New England, 1/13/13 (Div)

4 at Baltimore, 1/15/12 (Div)

FEWEST, SEASON

0 2015

FEWEST, GAME

0 vs. Kansas City, 1/9/16 (WC)

0 vs. Cincinnati, 1/7/12 (WC)

MOST YARDS, SEASON

277 2012

MOST YARDS, GAME

230 at New England, 1/13/13 (Div)

FEWEST YARDS, SEASON

0 2015

FEWEST YARDS, GAME

0 vs. Kansas City, 1/9/16 (WC)

0 vs. Cincinnati, 1/7/12 (WC)

HIGHEST AVERAGE, SEASON

39.6 2012 (7-277)

HIGHEST AVERAGE, GAME (MINIMUM 4 RETURNS)

46.0 at New England, 1/13/13 (Div) (5-230)

LOWEST AVERAGE, SEASON

0.0 2015 (0-0)

LOWEST AVERAGE, GAME (MINIMUM 4 RETURNS)

33.3 at Baltimore, 1/15/12 (Div) (4-133)

TEAM POSTSEASON RECORDS

KICKOFF RETURNS (cont.)

MOST RETURNS, SEASON, OPPONENT

10 2012

MOST RETURNS, GAME, OPPONENT

6 vs. Cincinnati, 1/5/13 (WC)

3 3 times, last at New England, 1/14/17 (Div)

FEWEST RETURNS, SEASON, OPPONENT

1 2015

FEWEST RETURNS, GAME, OPPONENT

1 vs. Kansas City, 1/9/16 (WC)

1 vs. Cincinnati, 1/7/12 (WC)

1 at Baltimore, 1/15/12 (Div)

MOST RETURN YARDS, SEASON, OPPONENT

207 2012

MOST RETURN YARDS, GAME, OPPONENT

156 vs. Cincinnati, 1/5/13 (WC)

124 at New England, 1/14/17 (Div)

FEWEST RETURN YARDS, SEASON, OPPONENT

47 2011

FEWEST RETURN YARDS, GAME, OPPONENT

22 vs. Cincinnati, 1/7/12 (WC)

25 at Baltimore, 1/15/12 (Div)

HIGHEST RETURN AVERAGE, SEASON, OPPONENT

106.0 2015 (1-106)

HIGHEST RETURN AVERAGE, GAME, OPPONENT

(MINIMUM 4 RETURNS)

26.0 vs. Cincinnati, 1/5/13 (WC) (6-156)

LOWEST RETURN AVERAGE, SEASON, OPPONENT

23.0 2012 (9-207)

LOWEST RETURN AVERAGE, GAME, OPPONENT

(MINIMUM 4 RETURNS)

26.0 vs. Cincinnati, 1/5/13 (WC) (6-156)

MOST TOUCHDOWNS, KICKOFF RETURNS, SEASON

None

MOST TOUCHDOWNS, KICKOFF RETURNS, GAME

None

MOST TOUCHDOWNS, KICKOFF RETURNS, SEASON, OPPONENT

1 2015, 2016

MOST TOUCHDOWNS, KICKOFF RETURNS, GAME, OPPONENT

1 Knile Davis, 106 yards vs. Kansas City, 1/9/16 (WC)

1 Dion Lewis, 98 yards at New England, 1/14/17 (Div)

FUMBLES

MOST FUMBLES, SEASON

3 2011, 2016

MOST FUMBLES, GAME

3 at Baltimore, 1/15/12 (Div)

3 at Oakland, 1/7/17 (WC)

FEWEST FUMBLES, SEASON

1 2012

FEWEST FUMBLES, GAME

0 vs. Cincinnati, 1/5/13 (WC)

0 vs. Cincinnati, 1/7/12 (WC)

0 at New England, 1/14/17 (Div)

MOST FUMBLES LOST, SEASON

1 2011, 2015

MOST FUMBLES LOST, GAME

1 vs. Kansas City, 1/9/16 (WC)

1 at Baltimore, 1/15/12 (Div)

FEWEST FUMBLES LOST, SEASON

0 2012, 2016

FEWEST FUMBLES LOST, GAME

0 5 times, last at New England, 1/14/17 (Div)

MOST TOUCHDOWNS, FUMBLE RECOVERY, SEASON

None

MOST TOUCHDOWNS, FUMBLE RECOVERY, GAME

None

MOST FUMBLES, SEASON, OPPONENT

4 2011

MOST FUMBLES, GAME, OPPONENT

3 at Baltimore, 1/15/12 (Div)

1 vs. Cincinnati, 1/5/13 (WC)

1 vs. Cincinnati, 1/7/12 (WC)

FEWEST FUMBLES, SEASON, OPPONENT

0 2012, 2015

FEWEST FUMBLES, GAME, OPPONENT

0 3 times, last vs. Oakland, 1/7/17 (WC)

MOST FUMBLES LOST, SEASON, OPPONENT

1 at New England, 1/14/17 (Div)

ALL-TIME POSTSEASON LEADERS

INTERCEPTIONS

MOST INTERCEPTIONS THROWN, SEASON

4 2015

MOST INTERCEPTIONS THROWN, GAME

4 vs. Kansas City, 1/9/16 (WC)
3 at Baltimore, 1/15/12 (Div)
3 at New England, 1/14/17 (Div)

FEWEST INTERCEPTIONS THROWN, SEASON

2 2012

FEWEST INTERCEPTIONS THROWN, GAME

0 vs. Cincinnati, 1/7/12 (WC)
0 vs. Oakland, 1/7/17 (WC)
1 at New England, 1/13/13 (Div)
1 vs. Cincinnati, 1/5/13 (WC)

MOST INTERCEPTIONS THROWN, SEASON, OPPONENT

5 2016

MOST INTERCEPTIONS THROWN, GAME, OPPONENT

3 vs. Cincinnati, 1/7/12 (WC)
3 vs. Oakland, 1/7/17 (WC)
2 at New England, 1/14/17 (Div)

FEWEST INTERCEPTIONS THROWN, SEASON, OPPONENT

1 2012, 2015

FEWEST INTERCEPTIONS THROWN, GAME, OPPONENT

0 at New England, 1/13/13 (Div)
0 at Baltimore, 1/15/12 (Div)

MOST INTERCEPTION RETURN YARDS, SEASON

42 2016

INTERCEPTIONS RETURNED FOR TOUCHDOWNS, SEASON

1 2011

MOST INTERCEPTION RETURN YARDS, GAME

29 vs. Oakland, 1/7/17 (WC)
28 vs. Cincinnati, 1/7/12 (WC)

INTERCEPTIONS RETURNED FOR TOUCHDOWNS, GAME

1 vs. Cincinnati, 1/7/12 (WC)

INTERCEPTIONS RETURNED FOR TOUCHDOWNS, SEASON, OPPONENT

1 2012

INTERCEPTIONS RETURNED FOR TOUCHDOWNS, GAME, OPPONENT

1 vs. Cincinnati, 1/5/13 (WC)

MOST INTERCEPTION RETURN YARDS, SEASON, OPPONENT

58 2016

MOST INTERCEPTION RETURN YARDS, GAME, OPPONENT

58 at New England, 1/14/17 (Div)
35 vs. Kansas City, 1/9/16 (WC)
21 vs. Cincinnati, 1/5/13 (WC)

TOTAL TURNOVERS

MOST GIVEAWAYS, SEASON

5 2015 (4 interceptions, 1 fumble)

FEWEST GIVEAWAYS, SEASON

3 2012, 2016 (3 interceptions)

MOST GIVEAWAYS, GAME

5 vs. Kansas City, 1/9/16 (WC) (4 interceptions, 1 fumble)
4 at Baltimore, 1/15/12 (Div) (3 interceptions, 1 fumble)
3 at New England, 1/14/17 (Div) (3 interceptions)

FEWEST GIVEAWAYS, GAME

0 vs. Cincinnati, 1/7/12 (WC)
0 vs. Oakland, 1/7/17 (WC)

MOST TAKEAWAYS, SEASON

3 2011 (3 interceptions)
3 2016 (3 interceptions)

FEWEST TAKEAWAYS, SEASON

1 2015 (1 interception)
1 2012 (1 interception)

MOST TAKEAWAYS, GAME

3 vs. Cincinnati, 1/7/12 (WC) (3 interceptions)
3 vs. Oakland, 1/7/17 (WC) (3 interceptions)
3 at New England, 1/14/17 (Div) (2 interceptions, 1 fumble)

FEWEST TAKEAWAYS, GAME

0 at New England, 1/13/13 (Div)
0 at Baltimore, 1/15/12 (Div)

SACKS

MOST SACKS, SEASON

9 2011

MOST SACKS, GAME

5 at Baltimore, 1/15/12 (Div)
4 vs. Cincinnati, 1/7/12 (WC)

FEWEST SACKS, SEASON

3 2012, 2015

FEWEST SACKS, GAME

1 at New England, 1/13/13 (Div)
2 vs. Cincinnati, 1/5/13 (WC)

MOST SACKS, SEASON, OPPONENT

3 2015

MOST SACKS, GAME, OPPONENT

3 vs. Kansas City, 1/9/16 (WC)
3 at New England, 1/14/17 (Div)

FEWEST SACKS, SEASON, OPPONENT

1 2012

FEWEST SACKS, GAME

0 vs. Cincinnati, 1/5/13 (WC)
0 at Baltimore, 1/15/12 (Div)

FEWEST SACKS, GAME, OPPONENT

0 vs. Oakland, 1/7/17 (WC)

TEAM POSTSEASON RECORDS

PASSES DEFENSED

GAME

13 vs. Oakland, 1/7/17 (WC)

SAFETIES

SEASON

None

SEASON, OPPONENTS

None

GAME

None

GAME, OPPONENT

None

PENALTIES

MOST PENALTIES, SEASON

12 2016

MOST PENALTIES, GAME

7 2 times, last vs. Oakland, 1/7/17 (WC)
5 vs. Cincinnati, 1/7/12 (WC)

FEWEST PENALTIES, SEASON

4 2015

FEWEST PENALTIES, GAME

3 at New England, 1/13/13 (Div)
3 at Baltimore, 1/15/12 (Div)

MOST YARDS PENALIZED, SEASON

140 2016

MOST YARDS PENALIZED, GAME

87 vs. Cincinnati, 1/7/12 (WC)
75 at New England, 1/14/17 (Div)

FEWEST YARDS PENALIZED, SEASON

29 2015

FEWEST YARDS PENALIZED, GAME

20 at New England, 1/13/13 (Div)
20 at Baltimore, 1/15/12 (Div)

MOST PENALTIES, SEASON, OPPONENT

13 2016

MOST PENALTIES, GAME, OPPONENT

8 vs. Oakland, 1/7/17 (WC)
5 6 times, last at New England, 1/14/17 (Div)

FEWEST PENALTIES, SEASON, OPPONENT

3 2011

FEWEST PENALTIES, GAME, OPPONENT

3 vs. Cincinnati, 1/7/12 (WC)
0 at Baltimore, 1/15/12 (Div)

MOST YARDS PENALIZED, SEASON, OPPONENT

113 2016

MOST YARDS PENALIZED, GAME, OPPONENT

63 vs. Oakland, 1/7/17 (WC)
56 at New England, 1/13/13 (Div)

FEWEST YARDS PENALIZED, SEASON, OPPONENT

25 2011

FEWEST YARDS PENALIZED, GAME, OPPONENT

0 at Baltimore, 1/15/12 (Div)
25 vs. Cincinnati, 1/7/12 (WC)

MOST PENALTIES, SEASON, BOTH TEAMS

25 2016

MOST PENALTIES, GAME, BOTH TEAMS

15 Texans 7 vs. Oakland 8, 1/7/17 (WC)
12 Texans 7 vs. Cincinnati 5, 1/5/13 (WC)

FEWEST PENALTIES, SEASON, BOTH TEAMS

9 2015

FEWEST PENALTIES, GAME, BOTH TEAMS

3 Texans 3 at Baltimore 0, 1/15/12 (Div)
8 Texans 3 at New England 5, 1/13/13 (Div)
8 Texans 5 vs. Cincinnati 3, 1/7/12 (WC)

MOST YARDS PENALIZED, SEASON, BOTH TEAMS

253 2016

MOST YARDS PENALIZED, GAME, BOTH TEAMS

128 Texans 65 vs. Oakland 63, 1/7/17 (WC)
125 Texans 75 at New England 50, 1/14/17 (Div)

FEWEST YARDS PENALIZED, SEASON, BOTH TEAMS

81 2015

FEWEST YARDS PENALIZED, GAME, BOTH TEAMS

20 Texans 20 at Baltimore 0, 1/15/12 (Div)
76 Texans 20 at New England 56, 1/13/13 (Div)

ATTENDANCE

HOME GAMES

71,800 vs. Kansas City, 1/9/16 (WC)
71,790 vs. Oakland, 1/7/17 (WC)
71,738 vs. Cincinnati, 1/5/13 (WC)

AWAY GAMES

71,547 at Baltimore, 1/15/12 (Div)
68,756 at New England, 1/13/13 (Div)
66,829 at New England, 1/14/17 (Div)