



2015

MEDIA GUIDE

TABLE OF CONTENTS

TEXANS MEDIA POLICY AND MEDIA SERVICES	2-4	FOOTBALL OPERATIONS STAFF	43-56
TEXANS COMMUNICATIONS STAFF	4	Brian Gaine, Director of Player Personnel.....	44
TEXANS STAFF DIRECTORY	5-6	Bobby Grier, Senior Personnel Advisor	44
		Texans Scouting and Personnel Staff.....	45
		Support Staff.....	50
EXECUTIVE MANAGEMENT	7-19	TEXANS STAFF	56-60
Robert C. McNair, Founder, Chairman and CEO	8		
D. Cal McNair, Vice Chairman and COO.....	10	2014 TEXANS SEASON IN REVIEW	61-85
Texans Limited Partners	11	2014 Regular Season Statistics	62
Rick Smith, Executive VP of Football Ops and General Manager.....	12	2014 Texans Participation	64
Jamey Rootes, President	14	2014 Texans Starters.....	65
Scott Schwinger, President/CEO of the McNair Group, CFO.....	15	2014 Texans Highs and Lows.....	66
Suzie Thomas, Sr. Vice President, General Counsel and CAO.....	15	2014 Texans Transactions.....	67
John Schriever, Sr. Vice President, Ticketing and Event Management	16	2014 Final NFL Standings	69
Jennifer Dabkowski, Vice President, Marketing and Community Development	16	2014 Texans Game Recaps	70
Greg Grissom, Vice President, Corporate Development.....	17	TEXANS HISTORY	87-143
Marilyn Logan, Vice President and Chief Accounting Officer.....	17	Year-by-Year Results	88
Chris Olsen, Vice President, Football Administration	18	Texans Attendance Records	95
Jeff Schmitz, Vice President, Information Technology.....	18	All-Time Series Totals.....	95
Greg Watson, Vice President, Finance.....	19	All-Time Series Results	96
Doug West, Vice President, Football Operations	19	All-Time Preseason Results and Records.....	98
COACHING STAFF	21-42	All-Time Alphabetic Roster	99
Bill O'Brien, Head Coach.....	22	All-Time Numeric Roster	102
Romeo Crennel, Defensive Coordinator.....	24	All-Time Practice Squad Roster	105
George Godsey, Offensive Coordinator.....	26	All-Time Injured Reserve.....	106
Bob Ligaschsky, Special Teams Coordinator	27	All-Time Coaches	107
Jim Bernhardt, Director of Football Research	28	Texans Trade History.....	108
John Butler, Secondary Coach.....	29	Texans Free Agency History.....	109
Doug Colman, Assistant Special Teams Coach	30	Texans Prime Time Results.....	111
Mike Devlin, Offensive Line Coach.....	31	Texans Overtime Results.....	112
Stan Hixon, Wide Receivers Coach	32	Texans Honors.....	112
Tim Kelly, Offensive Quality Control Coach.....	33	Draft History.....	115
Will Lawing, Defensive Quality Control Coach	33	Texans Yearly Final Statistics	116
Charles London, Running Backs Coach.....	34	TEXANS KICKOFF	145-163
Anthony Midget, Assistant Secondary Coach.....	35	Texans Rosters.....	146
Pat O'Hara, Offensive Assistant Coach.....	36	How The Texans Were Built	152
Paul Pasqualoni, Defensive Line Coach	37	NRG Stadium	154
John Perry, Tight Ends Coach.....	38	2015 NFL Schedule.....	156
Anthony Pleasant, Defensive Assistant.....	39	Texans On Air	158
Mike Vrabel, Linebackers Coach	40	Notes	162
Craig Fitzgerald, Head Strength and Conditioning Coach.....	41	2015 Houston Texans Schedule.....	163
Brian Bell, Assistant Strength and Conditioning Coach	41		
Sean Hayes, Assistant Strength and Conditioning Coach.....	42		

2015 HOUSTON TEXANS MEDIA GUIDE

The print version of the 2015 Houston Texans Media Guide is a supplement to the digital version of the 2015 Houston Texans Media Guide, which can be found online at <http://media.houstontexans.com>. Elements that remain relatively unchanged and are not included in the Houston Texans Weekly Game Release during the season, such as executive bios, coaching staff bios, football operations staff bios, the 2014 Texans Season-In-Review and the Texans Team History, are included in this publication.

Player bios, rosters, transactions and the Houston Texans record books are updated weekly during the season and are electronically distributed to media, as well as made available online at the Houston Texans media website.

MEDIA GUIDE CREDITS

EDITORS: Charles Hampton, Brett Maikowski and Omar Majzoub

PHOTOGRAPHY: Bill Baptist, Mike Welsch, Paul Ladd Photography

DESIGN: Chris McCrary and Charles Hampton

PRINTER: Chas P. Young Printer Co.

HOUSTONTEXANS.COM



HOUSTON TEXANS MEDIA POLICY

MEDIA CREDENTIALS

Media credentials will be granted based on the following guidelines:

1. Houston-area media agencies which cover the Houston Texans on a daily basis will receive top priority.
2. Media agencies which cover the opposing team as requested by the opposing team's public relations staff.
3. National media agencies which cover the National Football League regularly (includes online properties such as ESPN.com, Yahoo! Sports, CBSSports.com, etc.).
4. Daily or weekly newspapers with a circulation of at least 100,000.
5. Television stations with a nightly news show and a nightly sports segment.
6. Radio stations with a 24-hour sports format and are affiliated with a national radio network (i.e. ESPN, Sporting-News, Westwood One, etc.).
7. Daily or weekly newspapers with a circulation of at least 50,000.
8. Other requests not falling under one of the above categories will be considered on the basis of space availability in the NRG Stadium press box.

No freelance credentials will be granted.

Season-long credentials are issued in August; game-by-game credentials must be requested before 5 p.m. on the Tuesday prior to each home game. All credential requests must be submitted online at <http://media.houstontexans.com>.

CREDENTIAL REQUESTS (ROAD GAMES)

If you are a regular member of the Houston media who wishes to cover the Texans on the road, submit your request for game credentials and parking passes through Kevin Cooper at kevin.cooper@houstontexans.com. All requests must be submitted no later than one game prior to a road contest. Credentials will be distributed on either Wednesday or Thursday during open locker room.

GAME DAY PARKING

Parking for Texans games must be applied for online at <http://media.houstontexans.com>. The appropriate parking pass will be required for access to media parking lots on game day.

ENTRY ON GAME DAY

The media entrance at NRG Stadium is on the west side of the stadium on the corner of Kirby and Murworth. Enter the media entrance which is located just right of the Verizon VIP gate.

WILL CALL

Media will call is located on the west side of the stadium at the corner of Kirby and Murworth. The media will call gate is located just right of the Verizon VIP gate. The appropriate game credential must be presented at the media entrance for admission into the stadium. Game credentials not picked up in advance will be available on game day at the media will-call window. Please remember to bring valid identification. The window will open three hours prior to kickoff and bags will be checked upon entrance to the stadium.

PHONES AND INTERNET

To request a phone on game day, contact Jeff Schmitz of the Houston Texans IT department at (832-667-2130) the week prior to the game. The Texans press box offers complimentary wireless Internet. If you have any questions on game day, see Schmitz at his post in the press box, located on the third level behind Brett Maikowski and Kevin Cooper.

POSTGAME INTERVIEWS AND LOCKER ROOM ACCESS

Members of the media needing to conduct post game interviews will be given access to the Texans' and visiting interview rooms after the game, as well as the home and visiting locker rooms. **NO STILL PHOTOGRAPHERS OR AUTOGRAPHS ARE ALLOWED IN THE TEXANS LOCKER ROOM.** With six minutes remaining in the game, take the media elevator to the field level. Videographers without field access will be in the team auditorium for the duration of the game. Bill O'Brien's post-game interview session with the media will begin approximately 10 minutes following the conclusion of the game and will be held in the Texans Team Auditorium (white arrow). Electronic media covering the press conference are asked to use the multi-box to ease congestion at the podium. Both team locker rooms will be open to press bearing the proper credentials following the NFL-mandated 10-minute cooling-off period. The visiting head coach will be available in the visitor's interview room across from the visiting locker room.

To reach either locker room from the press box, simply take the elevator to the service level and follow proper direction arrows on the ground:

Blue - Texans locker room

Red - Visitors locker room

White - Texans postgame press conference

PRESS BOX

The press box phone numbers are (832) 667-2831 (home PR) and (832) 667-2814 (visiting PR).

PHOTOGRAPHERS

Photographers who are credentialed on a season-long basis for sideline access will be required to wear a photo vest. Sideline access for NFL games is limited to photographers on assignment for recognized or sports publications. No one except network television personnel and authorized game personnel will be admitted to the field without a camera. All field photographers must remain outside the bench areas and outside the yellow border surrounding the playing field.

MEDIA WORKROOM

The media workroom is located on the service level at NRG Stadium across from the Texans' locker room. The room is available to working media throughout the week. Phones, Texans information, NFL news releases and other information are available. Wireless service will be available in the media workroom.

INTERVIEW REQUESTS

All interview requests for Houston Texans executives, coaches, and players should go through the Texans communications department.

Please give at least 48 hours for your request. For Texans players, assistant coaches and executives, please send your request to Brett Maikowski at brett.maikowski@houstontexans.com or call him at (832) 667-2037; or Charles Hampton at charles.hampton@houstontexans.com or call him at (832) 667-2282.

Requests for DE J.J. Watt should be sent to the attention of Amy Palcic at amy.palcic@houstontexans.com or call her at (832) 667-2220.

Requests for owner Bob McNair, general manager Rick Smith and head coach Bill O'Brien should be sent to the attention of Senior Director of Communications Kevin Cooper. His email address is kevin.cooper@houstontexans.com and he can be reached on his office phone (832) 667-2035.

O'Brien's Monday news conference is held in the media workroom at 2:30 PM. He speaks with the Texans' media before practice on Wednesday through Friday in the media workroom (times will be emailed out at the beginning of each week).



HOUSTON TEXANS MEDIA POLICY

OPEN LOCKER ROOM PERIODS

The Texans open locker room period is before practice on Wednesday and Thursday from 11:10-11:55 a.m. (time subject to change) on the service level of NRG Stadium. Friday's open locker room period begins at 11:00 a.m.

Special requests can be fulfilled on Monday or Tuesday, but it should be cleared with a member of the Texans communications department. You should give at least a week's notice for special arrangements on Monday and Tuesday. Everyone in the locker room must dress professionally and have a job function. The Texans communications department can remove any member of the media from the locker room for improper dress or unprofessional behavior.

CONFERENCE CALLS

The Texans communications staff will record and transcribe all visiting team conference calls. Conference calls take place on Wednesday in the media workroom. Weekly updates of conference call participants and times will appear on <http://media.houstontexans.com>.

PRACTICE REGULATIONS

Texans locker room and practices will be open to the media during the week as specified. We will provide a specific time during practice for shooting video.

PRESS RELEASES

The Texans' weekly press releases, as well as other news and information on the club, can be accessed on the team's official website at <http://www.houstontexans.com> or in the media section at <http://media.houstontexans.com>. Members of the media also can access league information from the NFL's media site at <http://www.nflmedia.com>. The NFL's official web site address is <http://www.NFL.com>.

PARKING DURING THE WEEK

Parking for covering Texans weekly press conferences, open locker room or for access to the media workroom, use the Day Lot, located on the southeast corner of Kirby and Westridge. While covering practice, park in the Teal Lot on the northeast corner of Kirby and Murworth.

LIVE SHOTS

Monday-Friday

Live shots on NRG Park property must be set up through the Texans communications department in conjunction with SMG. Please contact **Brett Maikowski** at brett.maikowski@houstontexans.com or 832-667-2037 before setting up a live shot. Locations will be set up through the communications department. Please give the Texans at least 12 hours advance notice to ensure proper set up.

Gameday

NFL network television partners and Texans media partners will be given priority for live shots at NRG Stadium. Television stations are allowed to shoot live at NRG Stadium until one hour before kickoff. Please get permission from Texans communications 48 hours before the game in order to shoot live.

NFL network television partners and Texans media partners are the only broadcast entities permitted to shoot live from inside NRG Stadium in the hour following the conclusion of the game. All other entities are not permitted to shoot live, transmit taped interviews for live broadcast or transmit live programming from inside NRG Stadium until one hour after the conclusion of the game.

Live shots and live streaming for transmission are NOT PERMITTED from the Texans postgame locker room for any entity.

HOUSTON TEXANS MEDIA SERVICES

HOUSTON TEXANS MEDIA WEBSITE

To access the Houston Texans media website, go to <http://media.houstontexans.com>. The section contains all Texans press materials, historical information, updated team statistics, media guide and credential information. Applications are being accepted for training camp, season or individual game credentials.

To apply for game credentials, please submit your request on the website the Tuesday before a Texans home game by 5 p.m. CT.

Fans can access coverage on <http://www.HoustonTexans.com> throughout the season on Texans TV. The Texans broadcast live streaming video of press conferences, as well as game highlights, interviews, in-depth team features, community recaps, NFL Network footage and much more.

HOUSTON TEXANS MEDIA GUIDE

The complete 2015 Houston Texans Media Guide is available online at <http://media.houstontexans.com> and is updated after every game and team transaction.

Player bios and the Houston Texans record books are updated weekly during the season and are electronically distributed to media, as well as made available online at the Houston Texans media website.

The online version has been improved and is available in PDF format, allowing media to print, copy and paste information in an easier fashion. Player bios will be updated following each game, as will the roster, history and records sections. PDF versions of the media guide are available via email request. Printed versions of the media guide are available on a case-by-case basis.

HOUSTON TEXANS FTP SITE

The Texans launched an FTP site in 2010 and upload B-roll, audio clips and clips of video interviews on a consistent basis. If you would like to be added to the FTP email list, members of which receive emails whenever new content is uploaded, please contact Communications Manager **Charles Hampton** at charles.hampton@houstontexans.com.

To access the Houston Texans FTP site at any time, please use the following information:

URL: <ftp1.houstontexans.com>

Username: **texmedia**

Password: **2015media**



HOUSTON TEXANS MEDIA SERVICES

TEXANS PR ON TWITTER

For up-to-the second updates, notes and a variety of other information on the Houston Texans, follow the Texans on Twitter: @TexansPR. Get all press releases, transcripts, game information, updated bios and more.

TRANSCRIPTS

The Texans communications staff sends out transcripts of press conferences, open locker room during the season, and postgame interviews. To be added to the Texans Transcripts Email list, please contact Communications Manager Brett Maikowski at brett.maikowski@houstontexans.com.

AUDIO CLIPS

In addition to the mp3 audio uploaded to the Houston Texans FTP site, the Texans communications staff sends out edited clips that are 10 to 30 seconds long via email following press conferences, open locker room during the season and after games during the season. To be added to the Texans Audio Clips Email list, please contact Communications Manager Charles Hampton at charles.hampton@houstontexans.com.

HOUSTON TEXANS COMMUNICATIONS STAFF



Kevin Cooper
Senior Director of
Communications

Contact Kevin for:

Interview requests for Texans Owner Bob McNair, Head Coach Bill O'Brien and Executive VP of Football Ops and General Manager Rick Smith.



Amy Palcic
Director of
Corporate Communications

Contact Amy for:

Interview requests for Texans DE J.J. Watt, information on Lone Star Sports and Entertainment, Texans civic and business affairs.



Charles Hampton
Communications
Manager

Contact Charles for:

Interview requests for players and assistant coaches, FTP site questions or clarifications on credentials



Brett Maikowski
Communications
Manager

Contact Brett for:

Interview requests for players and assistant coaches, media availabilities or to be added to an email list.



Omar Majzoub
Communications Intern

Contact Omar for:

Interview requests, media availabilities, notes, team information and gameday information.



Ellie Pardee
Communications Intern

Contact Ellie for:

Notes, team information, gameday information and LSSE information.

CONTACTING THE TEXANS COMMUNICATIONS STAFF

Staff Member	Email	Office Phone
Kevin Cooper	kevin.cooper@houstontexans.com	832-667-2035
Amy Palcic	amy.palcic@houstontexans.com	832-667-2220
Charles Hampton	charles.hampton@houstontexans.com	832-667-2282
Brett Maikowski	brett.maikowski@houstontexans.com	832-667-2050
Omar Majzoub	omar.majzoub@houstontexans.com	832-667-2241
Ellie Pardee	ellie.pardee@houstontexans.com	

Texans on Twitter: @TexansPR

Texans Media Site: <http://media.houstontexans.com>

Texans FTP Site: <ftp1.houstontexans.com>



HOUSTON TEXANS STAFF DIRECTORY

FOUNDER, CHAIRMAN AND CEO..... Robert C. McNair
VICE CHAIRMAN AND COO D. Cal McNair
EXECUTIVE VP OF FOOTBALL OPS & GENERAL MANAGER
..... Rick Smith
HEAD COACH Bill O'Brien
PRESIDENT Jamez Rootes
LIMITED PARTNER Philip Burguières
LIMITED PARTNER Kirbyjon H. Caldwell
LIMITED PARTNER Mary Anne Dingus
LIMITED PARTNER Charles W. Duncan III
LIMITED PARTNER Harry Gee, Jr.
LIMITED PARTNER E. Javier Loya
LIMITED PARTNER Kay M. Onstead
LIMITED PARTNER Gary R. Petersen
LIMITED PARTNER Fayeze Sarofim
LIMITED PARTNER Joseph W. Sutton

EXECUTIVE MANAGEMENT

President/CEO of the McNair Group, CFO of the Texans.....
..... Scott Schwinger
Executive Vice President/General Counsel and CAO..... Suzie Thomas
Sr. Vice President, Ticketing and Event Services John Schriever
Vice President, Marketing and Community Development
..... Jennifer Dabkowski
Vice President, Corporate Development Greg Grissom
Vice President and Chief Accounting Officer Marilan Logan
Vice President, Football Administration Chris Olsen
Vice President, Information Technology Jeff Schmitz
Vice President, Finance..... Greg Watson
Vice President, Football Operations Doug West

EXECUTIVE ASSISTANTS

Executive Assistant to Robert C. McNair Georgie Jozwiak
Executive Assistant to Bill O'Brien..... Christine Laur
Executive Assistant to Rick Smith Rita Daniels
Executive Assistant to Jamez Rootes..... Bonny Marshall
Executive Assistant to Scott Schwinger..... Janet Spaulding
Executive Assistant to Suzie Thomas/
Office Services Administrator Sue Anna O'Hara
Executive Assistant, Chairman's Office Susie Galvan
Executive Assistant to Chris Olsen & Doug West ..Eva Graham
Executive Assistant to Marilan Logan..... Cheryl Moffet

COACHING

Defensive Coordinator.....Romeo Crennel
Offensive Coordinator..... George Godsey
Special Teams Coordinator Bob Ligashesky
Director of Football Research..... Jim Bernhardt
Secondary John Butler
Assistant Special Teams..... Doug Colman
Offensive Line..... Mike Devlin
Wide Receivers Stan Hixon
Offensive Quality Control..... Tim Kelly
Defensive Quality Control..... Will Lawing
Running Backs Charles London
Assistant Secondary..... Anthony Midget
Offensive Assistant..... Pat O'Hara
Defensive Line..... Paul Pasqualoni
Tight Ends John Perry
Defensive Assistant..... Anthony Pleasant
Linebackers Mike Vrabel
Head Strength and Conditioning Craig Fitzgerald
Assistant Strength and Conditioning Brian Bell
Assistant Strength and Conditioning Sean Hayes

PLAYER PERSONNEL

Director of Player Personnel.....Brian Gaine
Assistant Director of Pro Personnel..... Larry Wright
Senior Personnel Advisor Bobby Grier
Director of College Scouting..... Jon Carr
College Scout Bob Beers
College Scout Ryan Cavanaugh
College Scout Rob Kiesel
National Scout Ed Lambert
Pro Scout..... Tolu Lasaki
College Scout Mike Martin
Pro Scout..... Moziq McCurtis
College Scout Bob Merritt
College Scout Nathan Trott
Coordinator of College Scouting.....Matthew Jansen
Player Personnel Scout..... Chris Blanco
Director of Security..... Emmett Baylor
Director of Football Information Systems Russell Joyner
Football Administration Coordinator Kevin Krajcovic
Football Applications Programmer.....Michael Dore
Administrative Assistant, Pro Personnel..... Amber Davies
Administrative Assistant, College Scouting Haley Kovar

MEDICAL

Director of Sports Medicine/Head Athletic Trainer.. Geoff Kaplan
Rehabilitation Coordinator/Assistant Athletic TrainerRoland Ramirez
Assistant Athletic Trainer A.J. Van Valkenburgh
Assistant Athletic Trainer Travis Turner
Nutritionist..... Steve Smith
Team Medical Director & Head Team Orthopedist.. Dr. Walter Lowe
Team Orthopedist Dr. Steven Flores
Team Orthopedist Dr. Thomas Hunt
Team Orthopedist Dr. David Lintner
Team Orthopedist Dr. Mark Prasarn
Team Orthopedist Dr. Kevin Varner
Team Internist Dr. James Muntz
Team Radiologist..... Dr. Manickam Kumaravel
Team Emergency Physician Dr. Michael Chang
Team Emergency Physician Dr. William Spangler
Team Dentist..... Dr. Tom O'Brien
Team Chiropractor Dr. Dana Harper
Team Active Release Therapy & Graston Provider..... Dr. Chris Sanders
Team Massage Therapist Joni Honn
Team Ophthalmologist..... Baylor College of Medicine

FOOTBALL OPERATIONS

Director of Football Operations..... Jason Lowrey

EQUIPMENT SERVICES

Director of Equipment Services Mike Parson
Equipment Services Coordinator Christian Snell
Equipment Services Assistant Kyle Kamau

VIDEO OPERATIONS

Director of Video Operations Tim Brog
Asst. Director of Video Operations Dustin Kadri
Video Operations Assistant Ty Lynch

PLAYER DEVELOPMENT

Director of Player Engagement Sean Washington
Security and Player Engagement Manager..... Khalil Reed
Team Pastor Greg Tyler



HOUSTON TEXANS STAFF DIRECTORY

SALES AND MARKETING

Director of Partnership Marketing Austen Smith
 Senior Community Development Manager Adrienne Saxe
 Corporate Development Manager Jenna Quinn
 Mascot Program Manager Jonathan Frost
 Coach and Senior Cheerleader Programs Manager Alto Gary
 Director of Corporate Development Jerry Angel
 Director of Corporate Development Glen Oskin
 Corporate Development Manager Brian Peden
 Marketing Manager Jackie Maldonado
 Creative Manager Chris McCrary
 Senior Marketing Manager Daniel Velasco
 Corporate Development Coordinator Sharon Boschi
 Foundation Manager Emily Bruss
 Partnership Marketing Manager Lacey Berlau
 Partnership Marketing Event Manager Disney Harris
 Partnership Marketing Coordinator Blaine Foreman
 Graphic Designer Blaire Grady
 Community Relations Manager Kandyace Mayberry
 Community Relations Coordinator Morgan Kleinschmidt
 Partnership Marketing Coordinator Alexandra Comerota
 Partnership Marketing Media Specialist Leila Vacek
 Marketing Coordinator Brett Stewart
 Marketing Coordinator Torrie Hardcastle
 Marketing Coordinator Chris Kerford
 Customer Service Representative Rick Bornhauser

COMMUNICATIONS

Senior Director of Communications Kevin Cooper
 Director of Corporate Communications Amy Palcic
 Communications Manager Charles Hampton
 Communications Manager Brett Maikowski

BROADCASTING

Senior Director of Broadcasting Marc Vandermeer
 Director of Digital Media Eric SanInocencio
 Texans TV Host, Integrated Media Manager Drew Dougherty
 Texans Insider, Integrated Media Manager Deepi Sidhu
 Integrated Media Manager John Harris
 Integrated Media Coordinator Jesse Clark
 Television Production Manager Claudia Castillo
 Senior Video Production Coordinator Jay McDewitt
 Television Production Coordinator Joe Amaral

TICKETING AND EVENT MANAGEMENT

Senior Director of Event Operations and Guest Services
 Diane Crossey
 Senior Director of Premium Seating Brian Varnadoe
 Senior Director of Ticket Sales & Market Analytics Derek Beeman
 Executive Producer, Director of Video Production Gavin Gehrt
 Director of Luxury Suite Service Shari Rainey
 Director of Ticket Services Trey Young
 Senior Event Services Manager Holly Schweitzer
 Event Operations Manager Cody Disbennet
 Event Logistics and Special Project Development Manager
 Ted Dickerson
 Club Seat Manager Amanda Goldstein
 Premium Seating Service Manager Jessica Schneider
 Senior Motion Graphics Designer, Animator & Producer
 Josh Hubel
 Senior Account Executive, Suite Sales Stephen Friedlander
 Account Executive, Suite Sales Kristen Grimes
 CRM Systems and Marketing Analytics Manager Fara Yoder

Ticket Finance and Operations Coordinator Katie Snell
 Ticket Services and Operations Coordinator Kathryn Iribarren
 Ticket Operations and Distribution Coordinator Matt McKee
 Motion Graphics Designer/Editor Kenneth Perkins
 Senior Account Executive, Ticket Sales Warren Caguioa
 Senior Account Executive, Ticket Sales Cody Vanghel
 Senior Account Executive, Ticket Sales Cameron Walker

ACCOUNTING

Vice President and Controller Jan Kelly
 Vice President and Assistant Treasurer Jon Southern
 Senior Accountant Cassandra Andrews
 Controller Tamala Croasmun
 Operational Accounting Manager Jameel Eniafe
 Senior Accountant Nicole Tran
 Senior Accountant Jeremy Shurm
 Senior Payroll Manager Lisa Ruiz
 General Accountant Cristina Anaya
 General Accountant Emily James

LEGAL

Associate General Counsel and Sr. Director Greg Kondritz

INFORMATION TECHNOLOGY

Director of Business Information Systems John Sifri
 Information Technology Developer Fasail Lodhi
 Help Desk Manager Anthony Shade
 Information Technology Support Analyst Derek Mauney
 Information Technology Support Analyst Bobby Rawlinson

ADMINISTRATIVE

Sr. Director of Human Resources Glenda Morrison
 Senior Employee Benefits Manager Connie Alvarez
 Human Resources Manager Trang Do
 Human Resources Coordinator Jaime Sheringo
 Payroll and HRIS Specialist Ivory Youngblood
 Office Services Supervisor Marvin Dave
 Office Services Coordinator Jeremy Jones
 Receptionist Wahneta Mitchell
 Team Travel Consultant, Carlson Wagonlit Travel
 Carol Adatto Nelson

MAILING ADDRESS

Houston Texans
 NRG Stadium
 Two NRG Park
 Houston, TX 77054-1573
 832-667-2000





EXECUTIVE MANAGEMENT



ROBERT C. McNAIR

FOUNDER, CHAIRMAN AND CHIEF EXECUTIVE OFFICER

Robert C. McNair, a leading businessman, sportsman and philanthropist in the city of Houston for more than 50 years, is the founder, chairman and chief executive officer of the Houston Texans. McNair is perhaps best known in the business community as the Founder of Cogen Technologies, which was sold in 1999. Cogen was the largest privately-owned cogeneration company in the world, with aggregate capacity of 1,400 megawatts.

McNair serves as chairman of The McNair Group, headquartered in Houston, Texas, where he oversees an investment portfolio that includes interests in two cogeneration plants in the eastern United States. McNair owns Palmetto Partners, Ltd. and RCM Financial Services, L.P., private investment entities that manage the McNairs' private and public equity investments, and is a member of the Texas Business Hall of Fame.

Committed to bringing a National Football League team to Houston, McNair formed Houston NFL Holdings in 1998. On October 6, 1999, the NFL announced that the 32nd NFL franchise had been awarded to McNair, returning professional football to the city of Houston in 2002. McNair's efforts and influence have also played an integral role in bringing two Super Bowls to Reliant Stadium: Super Bowl XXXVIII in 2004 and Super Bowl LI, to be played in February of 2017. His Texans won their first AFC South title in 2011 and gave the city its first NFL playoff game in nearly 18 years, a 31-10 win against Cincinnati in the Wild Card round on January 7, 2012. The Texans claimed their second consecutive AFC South title in 2012 and finished the regular season 12-4, matching the most regular-season wins in the city of Houston's NFL history. McNair hired Bill O'Brien as the third head coach of the franchise in January 2014, ushering in a new era of Texans football following a disappointing 2013 campaign.

McNair is actively involved in NFL affairs serving as chairman of the Finance Committee and is a member of the Audit and the Los Angeles Opportunities Committees.

As Founder and Chairman Emeritus of the AdvoCare V100 Texas Bowl, McNair revived Houston's collegiate bowl game on December 28, 2006. The game now features teams from the Big 12 and SEC conferences and on average draws nearly 58,000 fans each year to NRG Stadium, sixth-best among non-College Football Playoff bowls. McNair selected DePelchin Children's Center as the charity beneficiary of the Bowl game in 2006, and DePelchin has been awarded nearly \$700,000 in financial support and received more than \$11 million in promotional value through the Texas Bowl partnership.

Stonerside Stable, a major thoroughbred horse farm in

Kentucky, is also among McNair's successes. A 1,947-acre thoroughbred horse farm and racing stable, Stonerside was home to more than 275 racehorses, broodmares, yearlings and weanlings. From its inception in 1994, Stonerside won 72 Graded Stakes races including Grade I wins in the Belmont, Breeders' Cup Mile, the Travers, the Haskell, the Hollywood Gold Cup, the Cigar Mile, the Carter, the Swaps, the Wood Memorial, the Matriarch and the Oak Leaf Stakes. Stonerside also has finished second and third in the Kentucky Derby and was the co-breeder of Fusaichi Pegasus, winner of the Derby in 2000. Stonerside has bred the winners of over \$50 million, including the 2008 Breeders' Cup Classic winner Raven's Pass and 2008 Champion American Juvenile colt Midshipman, the winner of the Breeders' Cup Juvenile. Stonerside was named breeder of the year in 2007 and 2008 by Kentucky horsemen. McNair served on the boards of the Breeders' Cup and Thoroughbred Owners and Breeders Association. He was awarded the Allan Bogan Memorial award for outstanding services to the Texas Thoroughbred Association. McNair is a member of the prestigious Jockey Club which governs the sport of thoroughbred racing. In October 2008, McNair sold Stonerside Farm and Racing Stable.

McNair is Chairman of The Robert and Janice McNair Foundation, The Robert and Janice McNair Educational Foundation in Forest City, N.C., and the Houston Texans Foundation. The McNair Foundation was honored as the 2003 Outstanding Philanthropic Foundation by the Association of Fundraising Professionals, and in November 2004, the Foundation was honored by the Houston Independent School District with a Hall of Fame Award. Young Audiences of Houston awarded the Foundation its Houston Community Arts Partner Leadership Award in 2008. The McNair Foundation was honored by the Neuhaus Education Center in March 2012 for their loyal support over the past 15 years.

The Foundation was one of several honored at the Mayor's Literacy Leadership Breakfast in May 2012 for their support of literacy training for adults. In March 2013, the Foundation was honored by Hermann Park Conservancy for support of its Centennial Gardens.

The McNairs have given generously to a wide array of charitable, scientific, literary, educational and religious organizations through the Robert and Janice McNair Foundation. Major support has been given to scholarship programs at Baylor College of Medicine's MD/PhD Program, the University of South Carolina, Columbia College, Rice University, Austin College, Virginia Tech and Houston Community College.

Educational initiatives supported include the HISD Fine Arts Program, Project GRAD, Teach for America, Neuhaus

ROBERT C. McNAIR

Education Center and local charter schools. Contributions to the community include the McNair Asian Elephant Habitat at the Houston Zoo, the jogging trail at Discovery Green, Equestrian Center for the San Jacinto Girl Scouts, McNair Cub Scout Adventure World, the Computer Training Center Room for the United Way, McNair Hall and McNair Plaza at Houston Baptist University, and sponsorship of community outreach programs for the Houston Symphony, Houston Grand Opera, Museum of Fine Arts, Houston and Young Audiences. The McNairs endowed the Janice and Robert McNair Chair in Public Policy at the James A. Baker III Institute for Public Policy at Rice University, which currently is held by the founding director, The Honorable Edward P. Djerejian. The McNairs turned their philanthropic focus to medical research in 2007 and gave a transformational gift to establish the McNair Medical Institute at Baylor College of Medicine to fund the McNair Scholars Program which recruits top physicians/scientists in the fields of juvenile diabetes, breast and pancreatic cancer and the neurosciences. Additional McNair Scholars Programs were established at M.D. Anderson, Menninger Clinic, Texas Children's Hospital and Texas Heart Institute.

Beginning in 2015, the McNairs established Centers for Entrepreneurship at Baker Institute, Rice University, University of South Carolina, Columbia College, Northwood University, Houston Baptist University and St. Thomas University. Major donations were made in 2013-2014 to the AD Players Theater, the Nau Center for Texas Cultural Heritage, the United Way 2-1-1 Capital Campaign, the Star of Hope Family Place, Houston Parks Bayou Greenways 2020 and Houston Zoo for their Phase II African Forest campaign.

McNair is the recipient of many awards, including the Anti-Defamation League's Torch of Liberty Award, the Northwood University Outstanding Business Leader Award, the Association for Private Enterprise Education's Herman W. Lay Memorial Award, the Distinguished American Award from the Houston Chapter of the National Football Foundation, the Distinguished Citizen Award from the Rotary Club of Houston, The South Main Center Association City Builder Award, the Houston Advertising Federation Annual Trailblazer Award recognizing him for significantly enhancing the overall image of Houston both locally and globally, the Distinguished Citizen Award from the Sam Houston Area Council of the Boy Scouts of America, The Denton A. Cooley Leadership Award from the Texas Heart Institute, the Freedoms Foundation at Valley Forge National Award for Outstanding Patriotism, Responsible Citizenship and Community Involvement and the Fellowship of Christian Athletes President and Mrs. George H. W. Bush Community Impact Award.

In June 2005, Rice University announced that the newest building on the campus, the 167,000-square-foot home

of the Jesse H. Jones Graduate School of Management, had been officially named Janice and Robert McNair Hall by the Rice Board of Trustees. In January 2006, the McNairs were the recipients of the Texas Association of Partners in Education Award for the Texas Outstanding Sports Partnership. In October 2007, the Baylor College of Medicine bestowed their first Pink Ribbon Hero Award for Ambassadorship on the McNairs for their support of past Pink Ribbon Houses and for their commitment to the fight against cancer. In April 2009, the McNairs were honored at the annual KIPP Academy dinner as devoted supporters of education for inner city and underprivileged youth. In May 2009, McNair was named Entrepreneur of the Decade by the Houston Technology Center. In November 2009, McNair was awarded the James A. Baker III Prize for Excellence in Leadership which recognizes nationally and internationally renowned leaders for their excellence in public service and civic life. In December 2009, McNair received the inaugural Rotary Lombardi Humanitarian Award. In February 2010, Janice and Bob McNair received the Encore for Excellence Award from the High School for the Visual and Performing Arts for their support of the fine arts in the Houston Independent School District. In April 2010, the McNairs received the Kezia DePelchin Award for their support of the DePelchin Children's Center and long history of philanthropic efforts in the Houston area. In May 2010, McNair was inducted into the South Carolina Athletic Hall of Fame. McNair also is a founder of the Cotswold project, a revitalization project focused on downtown Houston. The Association of Fundraising Professionals honored the McNairs at their National Philanthropy Day Luncheon on November 3, 2010 with their Maurice Hirsch Award for Philanthropy, the highest recognition given to honor an individual or family for their exceptional generosity and outstanding civic and charitable responsibility.

Also in 2014, they received the Inaugural Margaret Alkek Williams Humanitarian Award from UNICEF, the Spirit of Excellence Award from Houston Baptist University, and were honored by the Houston Zoo at their Gala and by Souper Bowl of Caring at their luncheon. McNair was honored by the Junior Achievement of Southeast Texas as a member of the Class of 2011 Laureates, JA Hall of Achievement in April 2011. Texas Children's Cancer Center honored the McNairs' as the 2011 Community Champions in September 2011. The McNairs were honored to serve as headliners of the Escape Family Resource Center's annual Celebrity Serve Benefit in April 2012. In October 2012, the McNairs were honored at the 10th Anniversary of McNair Hall at Rice University. McNair was one of the Men of Distinction honored at the May 2013 luncheon benefitting medical research and treatment for children in the Texas Medical Center. Bob and Janice McNair were Honorary Co-Chairs of the Impact a Hero Gala

ROBERT C. McNAIR

in May 2013 and the Campaign Chairs for raising money for the American Cancer Society's Hope Lodge Houston. They were the Community Partners Honorees along with the Houston Texans at the Houston Symphony's Centennial Opening Night in September 2013. In November 2013, they were the Honorary Event Chairs for the DePelchin Children's Center Gala. Houston Community College Foundation honored the McNairs with their Crystal Eagle Award in February 2014.

McNair is a current or past member of the Boards of Trustees of a number of institutions, including Rice University; Baylor College of Medicine; the Texas Heart Institute; Houston Grand Opera; the Museum of Fine Arts, Houston; the Greater Houston Partnership; the Greater Houston Convention and Visitors Bureau; the Free Enterprise Insti-

tute; the Sigma Chi Foundation and the Federal Reserve Banks of Dallas and Houston and the Young Presidents' and World Presidents' Organizations.

Born in Tampa, Florida, McNair and his wife, Janice Su-ber McNair, have been residents of Houston since 1960. Mr. McNair graduated from the University of South Carolina in Columbia in 1958 with a Bachelor of Science degree, and Mrs. McNair is a 1959 graduate of Columbia College in Columbia, S.C. In 1999, Mr. McNair received an honorary doctor of humane letters degree from the University of South Carolina. In May 2010, he was presented with an honorary doctor of humanities in Medicine from Baylor College of Medicine. In 2015, Mrs. McNair was presented with an honorary doctor of humanities from Columbia College.



D. CAL McNAIR

VICE CHAIRMAN AND CHIEF OPERATING OFFICER

D. Cal McNair was named vice chairman of the Houston Texans in January 2008 and assumed the additional role of chief operating officer in April 2012. He has been a limited partner of the Texans since 2001. McNair also serves as the vice chairman of Palmetto Partners, Ltd., the private equity investing arm of The McNair Group.

McNair, who has been actively involved with the football operations of the Texans franchise since its inception, attends NFL meetings as part of team management and serves on the NFL Investment Committee. He has been part of the Texans' search committee in several key hires throughout franchise history, including current Head Coach Bill O'Brien in 2014, Executive Vice President of Football Operations and General Manager Rick Smith in 2006, former head coach Gary Kubiak in 2006 and former defensive coordinator Wade Phillips in 2011.

Those hires have paid dividends for the Texans, with O'Brien leading the team to a 9-7 record in his first year as the franchise's head coach in 2014. Houston's seven-win improvement under O'Brien led the NFL and made the Texans the sixth team since 1978 to post a winning season following a season in which it won two or less games. O'Brien also finished second in NFL AP Coach of the Year voting last season.

After getting hired in 2006, Smith and Kubiak worked together to build the franchise's first two AFC South championship teams in 2011 and 2012. The hiring of

Phillips, who was named the 2011 PFW/PFWA Assistant Coach of the Year, helped bring about the third-largest defensive turnaround in modern NFL history from 2010-11 and played a major role in the franchise's first ever playoff berth.

Prior to 2001, McNair worked at Cogen Technologies for 11 years. In 1987, he was hired as one of the company's first employees. After beginning his tenure with Cogen, McNair helped oversee the construction of several major power plants in the eastern United States, managing those assets in the areas of financial analysis and project management.

McNair is a member of the board of trustees of The Robert and Janice McNair Foundation, as well as the Robert and Janice McNair Educational Foundation. He is a director and vice president of the Houston Texans Foundation, a member of the United Way's prestigious Alexis de Tocqueville Society and a current or past member of the Amegy Bank Advisory Board, The University of Texas Chancellor's Council, Houston Zoo Board, the Fort Worth Zoo Board and the All Saints Episcopal School Board in Fort Worth.

McNair attended the University of Texas at Austin, where he was a four-year member of the Longhorn football team. He earned a master of business administration degree from the Rice University Jesse H. Jones Graduate School of Management.

Born in Houston, McNair attended Cypress-Fairbanks High School. McNair has six children. He resides in Houston with his wife, Hannah.

TEXANS LIMITED PARTNERS



Philip Burguières
Chairman and CEO
EMC Holdings



Kirbyjon H. Caldwell
Senior Pastor
Windsor Village United
Methodist Church



Mary Anne Dingus
Chairman
Dingus Investments



Charles W. Duncan III
President
Duncan Interests



Harry Gee Jr.
Principal
Law Offices of Harry
Gee and Associates,
PLLC, Board Certified
Immigration &
Nationality Law



E. Javier Loya
Chairman and CEO
OTC Global Holdings



Kay M. Onstead
President
Onstead Holdings, LLC



Gary R. Petersen
Partner
EnCap Investments,
L.P.



Fayeze Sarofim
*President and
Chairman of the Board*
Fayeze Sarofim & Co.



Joseph W. Sutton
Chairman and CEO
Sutton Ventures Group,
LLC



RICK SMITH

EXECUTIVE VICE PRESIDENT OF FOOTBALL OPERATIONS AND GENERAL MANAGER

Rick Smith oversees all football-related operations and the player acquisition process as Houston Texans Executive Vice President of Football Operations and General Manager. Smith is in his 10th season as General Manager and fifth as Executive Vice President of Football Operations.

Named general manager by owner Bob McNair on June 5, 2006, Smith's appointment made him the youngest general manager in the NFL at 36. Since then, Smith has assembled and led a football operations staff that prides itself on providing players and coaches with the tools needed for success on and off the field, regardless of scheme.

Smith adheres to several principles that have shaped his tenure and laid the team's foundation of talent and depth: Build through the draft and supplement through free agency and trades. Give players and coaches the tools they need to succeed. Trust your evaluation of talent and character. Believe in the process. Stay true to your board. Determine value independent of need.

Smith's leadership, vision and success have garnered recognition by the league. NFL Commissioner Roger Goodell appointed Smith to the NFL's prestigious Competition Committee on Dec. 5, 2008. His peers honored him with the Tank Younger Award in 2008, presented annually by the Fritz Pollard Alliance for outstanding work in an NFL front office. Smith was an original member of the General Managers Advisory Committee, which provides advice and other feedback to the NFL Football Operations department on the integrity of the game, expansion of technology and other ways to improve the league.

From day one, Smith and his staff rolled up their sleeves and scoured the free agent, draft and trade markets for players who would thrive with the Texans; solely focused on transforming their 2-14 team in 2005 into a perennial contender. The transformation culminated in back-to-back AFC South crowns and the franchise's first two playoff berths in 2011 and 2012.

Smith and his staff have been able to adapt and find the right personnel to fit changing schemes and coaching staffs throughout his tenure. He was faced with both heading into the 2014 season following a disappointing 2013 season. However, the Texans posted the greatest single-season turnaround in franchise history and became the sixth team in the last 36 years to post a winning record of 9-7 after having two wins or less the previous season.

Houston also forced a franchise-record 34 turnovers in 2014 and became the third team in the last 20 years to

lead the NFL in takeaways after finishing last the year before. On offense, the Texans' 135.1 rushing yards per game ranked fifth in the NFL and was the second-highest mark in franchise history.

This past spring, in his ninth draft with the Texans and second with Head Coach Bill O'Brien, Smith selected seven players who fit the credo he established when he arrived in Houston, "We're looking for tough, smart, physical players with high character who are competitive and passionate about football."

The Texans selected Wake Forest cornerback Kevin Johnson with the 16th overall pick and traded up in the second round to grab Mississippi State linebacker Benardrick McKinney with the 43rd overall pick. Smith traded up again in the third round to land Arizona State wide receiver Jaelen Strong with the 70th overall pick. Houston then selected four players on the final day of the draft: Michigan State wide receiver Keith Mumphery in the fifth round, South Florida linebacker Reshard Cliett and Rice defensive tackle Christian Covington in the sixth round, and LSU running back Kenny Hilliard in the seventh.

The Texans won their second consecutive AFC South division crown in 2012 and advanced to the Divisional round of the playoffs in 2011 and 2012, compiling a 22-10 regular season record that tied for the second-best mark in the AFC. Houston set a franchise mark with a 12-4 record in 2012. Smith's tenure in Houston began with a 6-10 record, followed by a pair of 8-8 records in 2007 and 2008. In 2009, the Texans posted the first winning season in franchise history, narrowly missing the playoffs at 9-7. Houston bounced back from a 6-10 mark in 2010, going 10-6 in 2011, winning the AFC South and securing a playoff berth, both franchise firsts.

Collectively, the Texans' current roster, all acquired by Smith, has earned 25 Pro Bowl selections, 24 first- or second-team Associated Press All-Pro distinctions, two Defensive Player of the Year awards and one Defensive Rookie of the Year award.

Smith's eight first-round picks, between 2007-14, have combined to start 349 of the 370 games they have played. Three of the six have earned All-Pro honors: left tackle Duane Brown, linebacker Brian Cushing and defensive end J.J. Watt. Watt, the 11th overall pick in 2011, was named the Defensive Player of the Year in 2012 and 2014 and became the first player in NFL history to have 20.0 or more sacks in separate seasons. Cushing was selected 15th overall in 2009 and went on to be named the AP Defensive Rookie of the Year and earn second-team All-Pro honors twice. Brown is widely considered one of the best left tackles in the NFL and is the first

RICK SMITH

lineman in franchise history to earn All-Pro recognition, doing so in 2011 and 2012.

Unrestricted free agents have also thrived in Houston on Smith's watch. Cornerback Johnathan Joseph, who helped turn the Texans' defense around after signing from Cincinnati in 2011, has been to the league's all-star game twice since joining the Texans. Former defensive end Antonio Smith signed with Houston in 2009 and set career highs in sacks in 2011 and 2012, earning a trip to the Pro Bowl following the 2011 season. Former left guard Wade Smith signed with the Texans in 2010 from Kansas City and made the first Pro Bowl of his career in 2012, his 10th season.

Smith also orchestrated the trades that brought quarterback Matt Schaub from Atlanta in 2007 and center Chris Myers from Denver in 2008. Both earned multiple Pro Bowl berths with the franchise. He has also executed 13 draft-day trades in the last nine years.

Smith places a premium on college free agents. The most well-known college free agent success story in Texans history is running back Arian Foster. Undrafted out of Tennessee in 2009, Foster signed with Houston and spent most of his rookie season on the practice squad. Foster started 2010 with a 231-yard effort against Indianapolis and went on to have the best season ever by an undrafted running back, winning the 2010 rushing title, All-Pro honors and the first of three consecutive Pro Bowl nods. He has risen from practice squad player to one of the most complete backs in the NFL.

Smith has found a way to consistently strengthen Houston's roster and is continuing to build upon a foundation of talent and depth with the cornerstones of scrupulous evaluation, opportunistic free agency signings, smart trades and a methodical draft strategy.

The 2011 campaign tested these principles unlike any other year. The Texans faced a drastically shortened 2011 offseason, a complete defensive scheme change, and a glut of injured starters, including season-ending injuries to starting and backup quarterbacks, Schaub and Matt Leinart, and Pro Bowler Mario Williams. In addition, All-Pro wide receiver Andre Johnson missed more than half the season due to injury.

Smith's principles and commitment to the Texans' player acquisition strategy withstood the storm. Most notably was the play of former fifth-round draft pick T.J. Yates. Yates was pressed into action as a rookie following the losses of Schaub and Leinart and became the first rookie quarterback to orchestrate comeback wins in his first two starts since 1968, including Houston's playoff-clinching victory at Cincinnati in Week 13.

The Texans finished 2011 with the NFL's second-ranked defense, a dramatic improvement over the unit that ranked 30th in the NFL in 2010. Houston's 91.2-yard

improvement was the third-greatest leap for a defense from one year to the next since 1970. On offense, Houston set a franchise rushing record for the second straight season and ranked second in the NFL with 153.0 rushing yards per game.

In his former role leading the Denver Broncos personnel department, the franchise posted the league's fifth-best regular-season record from 2000-05, going 61-35 (.635). The 61 wins were the most of any AFC West team during that span, 10 more than the next closest team, Kansas City. Denver was one of only four teams in the NFL to reach the playoffs each season from 2003-05.

Before moving into the front office, Smith spent four years as the Broncos' assistant defensive backs coach and earned two Super Bowl rings while helping guide a unit that consistently ranked as one of the league's best. The team won more games from 1996-98 (46) than any club during that three-year period.

Smith joined the Broncos on April 3, 1996, following a two-year stint as defensive backs coach at his alma mater, Purdue University. He spent a short time at TCU prior to joining the Broncos.

A 1992 graduate of Purdue, Smith began his coaching career as a graduate assistant with the Boilermakers, serving as the school's assistant strength and conditioning coordinator. After serving as the team's graduate assistant tight ends coach for one season, Smith was hired as the secondary coach, becoming the youngest full-time position coach in the Big Ten Conference at the time at the age of 24. In 2012, Smith was honored by his alma mater with the Distinguished Alumnus Award.

Smith started at strong safety and was a defensive captain for Purdue as a senior in 1991. A native of Petersburg, Va., he attended Meadowdale High School in Dayton, Ohio. Smith is also a member of the Fellowship of Christian Athletes.

Smith supports several schools in the community, including Awty International and The Regis School of the Sacred Heart, and serves on the Board of Directors for Pro-Vision Academy, a charter school that provides young people in the greater Houston area with academic, social and economic opportunities in hopes of inspiring purpose and optimism. He and his wife, Tiffany, co-chaired the charter school's first Cornerstone Luncheon in May 2014, helping raise more than \$300,000 at the event. The Smith Family also gives time and resources to many other local charities throughout Houston, including the Linda Lorelle Scholarship Fund, Susie Bean Gives, the United Way and the Children's Museum of Houston.

Rick and Tiffany Smith live in Houston with their sons, Robert LaMar and Christian LaMar, and daughter, Avery Jordan.



JAMEY ROOTES

PRESIDENT

Jamey Rootes serves as president of the Houston Texans and is responsible for all business functions of the club. Since joining the Texans in 2000, Rootes has overseen the team's efforts to secure stadium naming rights and sponsorship, coordinated radio and TV broadcasting relationships, engineered the club's successful ticket and suite sales efforts, led the creation and launch of the team's identity and developed the team's highly-acclaimed customer service strategy.

Under Rootes' leadership, the Texans have earned many distinctions, including numerous "Crystal Awards" for marketing excellence. J.D. Power & Associates recognized the team for providing the best fan experience in the NFL and even featured the Texans as a service success story in their book entitled "Satisfaction." The Texans were also recognized with Sports Business Journal's PRISM Award, which is given annually to the top major professional sports team based on business excellence criteria. In 2014, the Texans extended their sell-out streak to thirteen consecutive seasons, a Houston record and a testament to the quality of service and entertainment provided by the organization on game day. As a result, the Texans have consistently been recognized as one of the most valuable professional sports franchises both in the NFL and globally, as measured by a variety of business publications. In 2014, the Texans were once again recognized by the Houston Chronicle as one of "Houston's Top Workplaces".

Rootes was selected twice by SportsBusiness Journal as a member of its distinguished "Forty Under 40" list of leading sports executives and in 2014 was named a finalist for Executive of the Year by the Stadium Business Awards. Rootes maintains an active role in the

community and serves on a number of boards, including the United Way, the Greater Houston Convention and Visitors Bureau, and the Greater Houston Partnership, where he serves as the 2015 Vice Chairman. He also oversees the activities of the Houston Texans Foundation, which once again generated well over \$1 million in 2014 to benefit youth and families in the Houston area. Since inception, the Texans have helped raise more than \$25 million through annual fundraising events, disaster response programs, the team's United Way campaign and partnerships with non-profit organizations.

Prior to joining the Texans, Rootes helped to launch Major League Soccer as president and general manager of the Columbus Crew. During his tenure, the Crew was consistently among the league's strongest teams both on and off the field, and Rootes was recognized as Executive of the Year in 1996 and Marketing Executive of the Year in 1999. Rootes helped lead the construction of Crew Stadium in 1999, which was the first stadium of its type in the United States. This facility earned distinction as America's Foremost Sports Facility of the Year and led to the development of numerous soccer-specific stadiums across the United States, including BBVA Compass Stadium in Houston.

A native of Stone Mountain, Ga., Rootes graduated Cum Laude from the Calhoun Honors College at Clemson University, served as Student Body President and was a member of the Tigers' soccer team that captured two NCAA titles. While earning a master's of business administration with honors at Indiana University, he served as an assistant soccer coach for the Hoosiers. Rootes previously held positions at IBM and Procter & Gamble before entering sports. He lives in West University with his wife, Melissa, and their children, Chris and Caroline.





SCOTT SCHWINGER

PRESIDENT/CEO OF THE MCNAIR GROUP, CFO OF THE TEXANS

Scott Schwinger serves as President and CEO of The McNair Group and as Chief Financial Officer for the Texans.

For the past 21 years, Schwinger has held positions with various companies owned, directly or indirectly, by Robert C. McNair including President of Palmetto Partners Ltd., RCM Financial Services, L.P., and Vice President of Cogen Technologies. In April 2010, he was named the CEO of The McNair Group. In his role, he oversees the investment and management activities for The McNair Group of companies which include portfolios of public and private equities and certain operating companies. Schwinger also serves as managing director of EMC Holdings, L.L.C., a private energy investment fund.

Schwinger oversees a staff of more than 30 and is responsible for the management of all McNair Group companies. His duties include investment management, deal structuring, financial reporting, budgeting, treasury, risk management, management information

systems and all debt and equity financings. Specific areas of investment focus include real estate, energy, healthcare and financials.

He provided the financial analysis support beginning in 1998 to bring professional football back to Houston. Schwinger also served on the Houston Super Bowl XXXVIII Host Committee, Inc. Since the award of the team in 1999, Schwinger has successfully coordinated and structured debt financings totaling \$675 million, one of the largest and most successful series of financings to date for a professional sports team.

Schwinger earned a bachelor of arts in mathematics from Vanderbilt University and a master's of business administration from the University of Texas at Austin. In the community, he serves on the boards of the YES Prep Public Schools, The Make-A-Wish Foundation and The Endowment Fund. He is also a member of the Young Presidents Organization. He and his wife, Becca, both native Houstonians, are the parents of sons, Corbin and Charley, and daughter, Cara.



SUZIE THOMAS

EXECUTIVE VICE PRESIDENT, GENERAL COUNSEL AND CHIEF ADMINISTRATIVE OFFICER

Suzie Thomas joined the Houston Texans and The McNair Group in March 2000. She oversees the legal, human resources and business administration functions for both groups and holds positions with various other entities in The McNair Group.

Thomas previously served as general counsel and vice president of human resources of Corporate Brand Foods America, Inc., a meat processing business that was subsequently purchased by Tyson Foods. Prior to CBFA, Thomas spent 16 years at Weatherford In-

ternational, Inc., an international energy service and manufacturing company, the last 12 years as senior vice president and general counsel. She started her legal career as an associate attorney at Baker Botts L.L.P. in Houston.

Thomas earned her law degree from the University of Houston's Bates College of Law and her undergraduate degree in Spanish from the University of Texas. She is a member of the State Bar of Texas and also serves on the Board of Directors of Child Advocates, Inc.

Thomas resides in Houston.



JOHN SCHRIEVER **SENIOR VICE PRESIDENT, TICKETING AND** **EVENT SERVICES**

John Schriever is in his 16th year with the Texans and his 31st in the professional sports industry. Schriever has been part of the sales and service of more than 40 million tickets to sporting events during his career. He started with the Texans in July 2000 as director of ticket operations and was promoted to vice president, ticketing and event management in July 2003, and senior vice president, ticketing and event services in June 2011. Schriever oversees all aspects of ticketing and event services for the Texans and Lone Star Sports and Entertainment.

Schriever began his sports business career with the Texas Rangers Baseball Club in 1984 as a season ticket sales intern. He became a full-time staff member in the spring of 1985 and was promoted to director of ticket operations prior to the 1989 season. The Rangers underwent a variety of changes during Schriever's 12-year tenure with the franchise: the team was purchased

by an ownership group headed by George W. Bush, acquired pitcher Nolan Ryan, closed Arlington Stadium, opened The Ballpark in Arlington and hosted the 1995 Major League Baseball All-Star Game.

During the summer of 1996, Schriever worked with the Atlanta Committee for the Olympic Games at the Summer Olympics. He worked in ticketing as a customer service manager at Fulton County Stadium and Olympic Stadium.

Following the Olympic Games, Schriever joined the Texas Motor Speedway in Ft. Worth as director of tickets. He was part of the management staff that opened the Speedway in the spring of 1997 to a debut crowd of more than 200,000 for its inaugural Winston Cup race.

Schriever is a graduate of Stephen F. Austin State University, where he earned a degree in business management. He and his wife, Dana, have two children, Nicholas, who attends the University of Texas and Sarah, a tennis player at Langham Creek High School.



JENNIFER DABKOWSKI **VICE PRESIDENT, MARKETING AND COMMUNITY** **DEVELOPMENT**

Jennifer Davenport Dabkowski joined the Houston Texans in December 2010. Dabkowski's primary responsibilities are to administer and monitor usage of the Texans' brand and all related advertising, creative and design work. She also oversees all gameday entertainment, community development, the Houston Texans Foundation, youth football initiatives, targeted fan development, merchandise sales and regional brand growth, including broadcast partnerships.

Since joining the Texans, Dabkowski has helped the organization earn AMA Houston Marketer of the Year (2014), a PROMAXBDA Sports Media Marketing Gold Award for Best Just Cause Campaign (2013), the National Sports Forum ADchievement Award for Best Social/Mobile Media Promotion (2013), a Telly Award for "Houston Texans Primero y Diez" (2013) and more.

Dabkowski came to the Texans from the NBA's Houston Rockets and Toyota Center, where she served as Marketing Manager from May 2006 to November 2010.

With the Rockets, Dabkowski oversaw Houston Rockets advertising, grassroots promotions, fan development and non-sports publicity, as well as all aspects of marketing for third party events and concerts at Toyota Center. Prior to working at the Houston Rockets, Dabkowski was the Marketing Director for 96.7 KISS FM (KHFI) and AM 1300 The Zone (KVET AM) at Clear Channel Radio in Austin, Texas.

Dabkowski is also a member of the YMCA of Greater Houston Board of Directors, a Lead Executive for the Super Bowl LI Host Committee, a graduate of the Center for Houston's Future Leadership Forum, and a member of the Discovery Green Conservancy Marketing Committee.

A native of Crosby, Texas, Dabkowski graduated from Stephen F. Austin State University. She resides in Houston with her husband, John Dabkowski.



GREG GRISSOM **VICE PRESIDENT, CORPORATE DEVELOPMENT**

Greg Grissom was named Houston Texans Vice President, Corporate Development in April 2012 but has been a part of the team's business operations staff since the inaugural 2002 season. He first joined the Texans as a corporate sales manager before being promoted to director of corporate development in 2006, and senior director of corporate development in May 2011.

Grissom oversees the Texans' corporate partnerships, sales of all related media properties and partnership marketing services. Since 2012, the Texans franchise has seen landmark expansion from HoustonTexans.com to Texans Radio and Texans TV digital platforms, creating a wealth of new opportunities for sponsors and

fans of the team.

He has nearly two decades of experience in sports sponsorship sales, planning, execution and event marketing. Before joining the Texans, Grissom worked for Enron Corp. as a sports marketing specialist and spent more than four years with the Houston Astros as an account services manager and later as the club's promotions coordinator.

Grissom represents the Texans on the Board of Directors of the Gulf Coast Chapter of the Juvenile Diabetes Research Foundation. A native of Austin, he attended Baylor University. He lives in Houston with his wife, Jamie, and their daughter, Campbell, and son, Sam.



MARILAN LOGAN **VICE PRESIDENT AND CHIEF ACCOUNTING OFFICER**

Marilan Logan is in her 16th year with the Houston Texans and serves as the franchise's Vice President and Chief Accounting Officer, managing all aspects of financial matters for the Texans and Lone Star Sports & Entertainment organizations. Logan joined the Texans as the team's controller in February 2000 and was promoted to vice president and controller in April 2007 before assuming her current position in September 2011.

Logan came to the Texans after serving as controller/treasurer for the Houston Aeros Hockey Club, Aerodromes Ice Rinks, and the Houston Aeros Foundation

for two seasons.

Prior to joining the Houston Aeros, Logan was the controller for the Houston Oilers (now Tennessee Titans) from 1978-97. Her responsibilities included accounting for player contracts, maintaining the club's financial records and aiding club management with special projects. Prior to the Oilers, she was a cost accounting specialist for Reed Tool Company.

Marilan and her husband, Rick, have a daughter, Sandy; two sons, Jeff and Roy; and two grandsons, Kyle and Todd. The couple resides in Humble.



CHRIS OLSEN **VICE PRESIDENT, FOOTBALL ADMINISTRATION**

Chris Olsen is in his ninth season with the Texans and sixth as the team's vice president of football administration. Olsen's primary responsibility with the Texans is to work closely with Executive Vice President of Football Operations and General Manager Rick Smith on negotiating player contracts and managing the salary cap.

Prior to joining the Texans' staff, Olsen spent 13 years working at the National Football League office in New York. Olsen served as the manager of labor operations with the NFL Management Council from 1999-2006. He was responsible for reviewing and analyzing player contracts to ensure teams were in compliance with the Collective Bargaining Agreement (CBA) and salary cap, and also provided assistance to club executives pertaining to player-related areas of the CBA. He also served as a League liaison to the NFL Players Association regarding player contract matters, served as a national game representative, as well as an instant replay communicator.

Olsen began his tenure with the NFL in 1994 as an analyst in the player personnel department. He was pro-

moted to coordinator in 1998 and became responsible for all facets of the player petition process on special eligibility for the NFL Draft (underclassman prospects), including coordinating player evaluations for the College Advisory Committee. He produced annual reports for the Competition Committee and reviewed player contracts to ensure their compliance with the NFL's Constitution and By-Laws.

Olsen began working in professional sports during his senior year in college with the Springfield Indians Hockey Club of the AHL in 1989-90, where he served as a public relations/marketing intern. After spending a brief time working for Ark-Asset Management Company, a financial services firm in New York City, he continued his sports career in 1992 while in graduate school by serving as a public relations/marketing intern for the Hartford Whalers of the NHL. Prior to joining the NFL, he worked for the New Jersey State Golf Association.

Olsen is a native of Little Silver, N.J. He earned his degree in business administration from Western New England College in 1990 and earned a master's degree in sports management from Springfield College in 1997. Olsen and his wife, Kim, reside in Houston.



JEFF SCHMITZ **VICE PRESIDENT, INFORMATION TECHNOLOGY**

Jeff Schmitz is entering his 14th season with the Texans. Schmitz was promoted to vice president of information technology in 2013 after serving as senior director and director of information technology from 2008-12.

Schmitz, who joined the McNair group in March 1997, held positions in the treasury and accounting departments before moving into the IT department as manager of information technology in 2001.

Schmitz is responsible for leading all facets of tech-

nology for the Houston Texans and The McNair Group, including infrastructure, information systems, development, information security and support. During his tenure, Schmitz led teams responsible for stadium infrastructure design, data center design, voice and data service, unified communication, information security, compliance and software implementations.

Schmitz earned a bachelor of business administration in accounting from Pittsburg State University in Kansas. He lives in Missouri City with his wife, Leslie, and their daughters, Courtney and Hannah.



GREG WATSON VICE PRESIDENT, FINANCE

Greg Watson joined The McNair Group and the Houston Texans in November 1999 after working as an international finance associate in the energy industry. In his current position as vice president of finance, Watson is involved in all aspects of the team's debt and equity financing activities, long-range financial forecasting and special project analyses.

His other responsibilities include deal sourcing, due

diligence and deal structuring for The McNair Group private equity investments.

Watson earned his bachelor of arts in political science from Vanderbilt University and his MBA with a focus on finance and entrepreneurship from the University of Texas. He and his wife, Cathy, both native Houstonians, live in Houston with their children, Claire, William and Gardner.



DOUG WEST VICE PRESIDENT, FOOTBALL OPERATIONS

Doug West is in his 20th season in the NFL and his ninth with the Texans. West was named vice president of football operations in April 2014.

West, who previously served as director of football operations starting September 2010, oversees team travel, training camp and game day operations, which include all aspects dealing directly on the field with the game, Texans and the visiting team.

On game day, West is responsible for overseeing the sideline communication equipment as well as instant replay equipment. He serves as the team liaison with the NFL, the officials and the visiting team; he also handles catering in all Texan areas.

West oversees the team practice facility and Texans areas in NRG Stadium, including scheduling, cleaning and maintenance. He is responsible for maintaining the day-to-day football operations budget as well as planning for future large expenditures and projects.

West joined the Texans as football operations man-

ager in August 2007, overseeing team travel planning and lodging throughout the year. Prior to joining the Texans, West worked with Reebok as an NFL glove and footwear specialist, beginning in 2004. From 1993-2003, West was the head equipment manager for the Denver Broncos, where he worked with Executive Vice President of Football Operations and General Manager Rick Smith.

West was the head equipment manager from 1988-90 at the University of Northern Colorado before taking on the same role for the Birmingham Fire of the World League of American Football from 1991-92 under head coach Chan Gailey.

West earned a bachelor's degree in social sciences from Colorado State in 1988, where he was a student equipment manager for the football team for three years. He has three sons, Gunnar, Griffin and Graham, and a stepdaughter, Grace. He and his wife, Stacy, reside in Houston.

TASTE VICTORY

REAL
Coca-Cola
TASTE
AND ZERO
CALORIES



Coca-Cola
zero™

Official Partner of





COACHING STAFF



BILL O'BRIEN

HEAD COACH

SECOND SEASON WITH THE TEXANS/SEVENTH NFL SEASON

Bill O'Brien led the Houston Texans to a 9-7 record in his first year as the franchise's head coach in 2014. Houston's seven-win improvement under O'Brien led the NFL and made the Texans the sixth team since 1978 to post a winning season following a season in which it won two or less games. The Texans just missed the playoffs as the last team out in the AFC and O'Brien finished second in NFL AP Coach of the Year voting to Arizona Cardinals Head Coach Bruce Arians.

O'Brien earned his first victory as head coach of the Texans with a 17-6 season-opening win against Washington at NRG Stadium, ending Houston's 14-game losing streak in the process. Houston went 5-2 following an open date in Week 10, with three different starting quarterbacks leading the Texans to wins down the stretch. The Texans also led the NFL in takeaways with a franchise-record 34 and became just the third team in the last 20 years to lead the league in takeaways after finishing last the year before.

On offense, the Texans ran the ball a league-high 51.9 percent of the time and posted an AFC-best eight individual 100-yard rushing performances. Houston's 135.1 yards rushing per game ranked fifth in the NFL and was the second-highest mark in franchise history. Running back Arian Foster, who earned his fourth Pro Bowl honor, eclipsed the 100-yard mark in seven of the 13 games he played in and rushed for 1,246 yards and scored 13 total touchdowns.

Due to injuries, Ryan Fitzpatrick, Ryan Mallett and Case Keenum each started at least two games under center for the Texans and combined to lead the team to wins in five of the last seven games. Wide receiver DeAndre Hopkins had a breakout season, setting career highs with 76 receptions for 1,210 yards and six touchdowns in O'Brien's system. Hopkins eclipsed 2,000 yards receiving for his career in just his second year and became the second-youngest player in NFL history to do so.

O'Brien was named the third head coach in Houston Texans franchise history on Jan. 3, 2014. The 45-year old brought 21 years of collegiate and NFL coaching experience to the Bayou City, along with a tireless work ethic, relentless tenacity, exceptional football acumen and a well-earned reputation for succeeding against all odds.

The former Penn State head coach and New England Patriots offensive coordinator has ascended steadily throughout his coaching career, capitalizing

on every earned opportunity at each successive stop with the same drive that brought him to Houston. Prior to joining the Texans, O'Brien spent two years leading Penn State through one of the greatest periods of strife any major college program has endured, garnering national and conference coach-of-the-year awards in the process. In the five years prior to his tenure at Penn State, O'Brien helped lead the New England Patriots to a pair of Super Bowl berths, first as an offensive assistant in 2007 and then again in 2011 as offensive coordinator.

The Brown University alum took on one of the tallest tasks in college football history when he was named head coach at Penn State on Jan. 6, 2012. In addition to replacing Joe Paterno, the all-time winningest head coach in NCAA Football Bowl Division history, O'Brien had to guide PSU through heavy scholarship reductions, a four-year postseason ban, an open transfer policy and the public aftermath of a devastating scandal that threatened the football program's storied existence.

Odds of success were low, by all counts. O'Brien defied them.

Penn State won eight of its final 10 games to finish the 2012 season 8-4. O'Brien, who also served as offensive coordinator for the Nittany Lions, was named the Bear Bryant, Maxwell Football Club and ESPN National Coach of the Year after winning more games



Bill O'Brien was introduced as the franchise's third head coach in a press conference on Jan. 3, 2014.

BILL O'BRIEN

than any other first-year head coach in the program's previous 125 seasons. He was also named the Big Ten Conference's Dave McClain Coach of the Year by media and the Hayes-Schembechler Coach of the Year by coaches.

O'Brien directed a fast-paced unit in 2012 that averaged 437.0 yards per game in conference play to lead the Big Ten. His offense also produced the conference's top rusher (Zach Zwinak), receiver (Allen Robinson) and passer (Matt McGloin). McGloin set nine school records and Robinson set the single-season receptions mark with 77. The Nittany Lions were 7-5 in 2013 and had upset wins against 18th-ranked Michigan and 14th-ranked Wisconsin.

A member of the Patriots' coaching staff from 2007-11, O'Brien rose from offensive assistant to wide receivers coach in 2008 and then quarterbacks coach from 2009-10 prior to being offensive coordinator/quarterbacks coach in 2011. The Patriots earned the top seed in the AFC with a 13-3 record and advanced to Super Bowl XLVI with O'Brien coordinating the offense in 2011. New England led the AFC in scoring with 32.1 points per game, and was second in the NFL in total offense (428.0 yards per game) and passing (317.8). Tom Brady threw for a career-high 5,235 yards (second in NFL) and 39 touchdowns. Wide receiver Wes Welker set career highs and led the NFL with 122 receptions for 1,569 yards. Welker and tight end Rob Gronkowski, who also set career bests with 90 receptions for 1,327 yards, led the AFC in receiving yardage. Gronkowski also led the NFL with 17 touchdown receptions, a record for an NFL tight end, and was second with 18 overall scores.

In O'Brien's second season as quarterbacks coach with the Patriots in 2010, Brady was selected the first unanimous Associated Press NFL MVP after leading the Patriots to an NFL-best 14-2 mark. Brady led the AFC in attempts (1,668), completions (1,096), touchdown passes (103), interception percentage (1.7) and passer rating (104.0) and ranked second in the conference in passing yards (13,533) while O'Brien was his position coach from 2009-11.

O'Brien began his coaching career at Brown in 1993 as a tight ends coach before serving as inside linebackers coach in 1994. He joined George O'Leary's Georgia Tech staff in 1995 as a graduate assistant, helping the Yellow Jackets to bowl appearances in each of his last six seasons. Working with offensive coordinator Ralph Friedgen, O'Brien coached running backs from 1998-00 before being promoted to offensive coordinator and quarterbacks coach in 2001 and assistant head coach in 2002.

O'Brien joined Friedgen's staff at Maryland in 2003 as running backs coach. Following two years in College Park, O'Brien served as offensive coordinator and quarterbacks coach at Duke from 2005-06.

Born in Dorchester, Mass., O'Brien grew up in Andover and graduated from St. John's Preparatory School in Danvers. O'Brien went on to play linebacker and defensive end at Brown from 1990-92. He graduated with a double concentration in political science and organizational behavioral management in 1992.

O'Brien and his wife, Colleen, have two sons: Jack, 12, and Michael, 9.

O'BRIEN'S COACHING LEDGER

2014-15: Head Coach, Houston Texans
 2012-13: Head Coach, Penn State
 2011: Offensive Coordinators/Quarterbacks, New England Patriots
 2009-10: Quarterbacks, New England Patriots
 2008: Wide Receivers, New England Patriots
 2007: Offensive Assistant, New England Patriots
 2005-06: Offensive Coordinator/Quarterbacks, Duke
 2003-04: Running Backs, Maryland
 2002: Asst. Head Coach, Georgia Tech
 2001: Offensive Coordinator/Quarterbacks, Georgia Tech
 1998-00: Running Backs, Georgia Tech
 1995-97: Graduate Assistant, Georgia Tech
 1994: Inside Linebackers, Brown
 1993: Tight Ends, Brown

BILL O'BRIEN'S YEAR-BY-YEAR NFL COACHING RESULTS

Year	Team	Position	Reg. Season			Playoffs		
			W	L	T	W	L	Finish
2007	New England Patriots	Offensive Assistant	16	0	0	2	1	AFC East Champions/Super Bowl
2008	New England Patriots	Wide Receivers	11	5	0	0	0	2nd AFC East
2009	New England Patriots	Quarterbacks	10	6	0	0	1	AFC East Champions/Wild Card
2010	New England Patriots	Quarterbacks	14	2	0	0	1	AFC East Champions/Divisional
2011	New England Patriots	Off. Coord./Quarterbacks	13	3	0	2	1	AFC East Champions/Super Bowl
2014	Houston Texans	Head Coach	9	7	0	0	0	2nd in AFC South
NFL Head Coaching Record:			9	7	0	0	0	



ROMEO CRENNEL

DEFENSIVE COORDINATOR

SECOND SEASON WITH TEXANS/33RD NFL SEASON

Romeo Crennel is in his second season as the defensive coordinator with the Houston Texans. It is also Crennel's 33rd year coaching in the NFL, including spending the last 13 seasons as either head coach or defensive coordinator.

Under Crennel in 2014, the Texans defense made huge improvements and set multiple franchise records. The team posted a 4-1 record after Thanksgiving, leading the league in opponent completion percentage (49.2), third-down defense (22.6), and rushing touchdowns allowed (0), while allowing 260.8 yards and 16.2 points per game in that time.

For the season, Houston led the NFL in takeaways with a franchise-record 34 and became just the third team in the last 20 years to lead the league in takeaways after finishing last the year before. That turnaround tied the greatest single-season takeaway improvement in the last 13 years (Kansas City, 2013), with 23 more takeaways in 2014 (34) after having a league-low 11 in 2013. The Texans also set a franchise record for points off turnovers and had 11 players record interceptions. They led the NFL with 35 points scored against opposing offenses and set a franchise record with five defensive touchdowns.

Fourth-year defensive end J.J. Watt had one of the best seasons ever for a defensive player and became the most decorated player in franchise history, earning All-Pro, Pro Bowl and numerous player of the year honors, including the distinction of being the first-ever unanimous selection as NFL Defensive Player of the Year. Watt recorded five total touchdowns (three on offense), six total takeaways, 20.5 sacks, a safety, and league bests of 51 quarterback hits and 29 tackles for loss.

Crennel was named Texans defensive coordinator on February 5, 2014. He brought with him a longstanding track record of success, including appearing in six Super Bowls and winning five of them (New York Giants – XXI and XXV, New England – XXXVI, XXXVIII and XXXIX). Additionally, he has been a part of 13 playoff seasons with six conference titles and nine division titles.

Crennel came to Houston following a three-year stint with the Kansas City Chiefs (2010-12) where he served as defensive coordinator (2010-11), interim head coach (2011) and head coach (2012). In that time, his defense ranked 12th overall in the NFL (340.0 yards per game) and sixth in pass defense (214.0 yards per game). Under Crennel's guidance in 2012, the Chiefs sent six players to the Pro Bowl, with four of them on the defensive side of the ball. The Chiefs' six Pro Bowlers were the most the team has sent to the annual all-star game since the 2005

season and the four defensive players were the most making the trip since the 1995 season.

Prior to Kansas City, Crennel spent four seasons as head coach of the Cleveland Browns (2005-08) in his second turn with the organization. In 2007, he led Cleveland to a 10-6 record, the club's best mark since finishing 11-5 in 1994. The Browns won a franchise-record seven consecutive home games in 2007 as six players were selected to the Pro Bowl.

From 2001-04, Crennel served as defensive coordinator with the New England Patriots, where he helped the team win three Super Bowl titles. This was his second go-around with the organization and, during his four seasons in New England, the Patriots registered a 48-16 (.750) regular season record and a 9-0 postseason mark. The Patriots registered 89 interceptions during his tenure, the second-highest total over that span behind only Tampa Bay (95). Crennel's defensive unit also returned an NFL-high 14 interceptions for touchdowns from 2001-04.

In 2004, the Patriots defense tied for second in the NFL, allowing only 16.3 points per game. Crennel's unit ranked tied for third with 45.0 sacks, sixth against the run (98.3 yards per game) and ninth in total defense (310.8 yards per game). The Patriots allowed a mere 45 rushing yards in their Super Bowl XXXIX victory versus Philadelphia.



In Romeo Crennel's first year with the Texans, Houston led the NFL with a franchise-record 34 takeaways after ranking last in the NFL in 2013 with 11 takeaways.

ROMEO CRENNEL

Crennel was named the NFL Assistant Coach of the Year by the Pro Football Writers of America following the 2003 season. He led a Patriots defensive unit that allowed a league-low 14.9 points per game, the best single-season mark in team history. Further, the defense did not allow an opponent to score a touchdown on 62 consecutive possessions over a five-game home span. New England led the NFL with 29 interceptions and six defensive touchdowns in the regular season, as the Patriots marched to an eventual win versus Carolina in Super Bowl XXXVIII.

The Patriots ranked sixth in the NFL in 2001, surrendering just 17.0 points per game. Over the last three games of the regular season, New England allowed only one touchdown and seven field goals. St. Louis averaged an NFL-high 31.4 points per game in 2001, but Crennel's unit limited the Rams to just 17 points in New England's Super Bowl XXXVI victory.

Prior to a one-year stint as Cleveland's defensive coordinator/defensive line coach in 2000, Crennel spent three seasons as the defensive line coach with the New York Jets (1997-99). His defense never allowed more than 20.0 points per game in any of his three seasons with that squad. The Jets ranked second in the NFL by allowing 16.6 points per game in 1998 as New York advanced to the AFC Championship Game for the first time since 1982.

Before joining the Jets, Crennel served as the defensive line coach for four campaigns in New England (1993-96). The Patriots defense allowed 12.8 points per game during the final five contests of the 1996 season, helping to propel the club to a berth in Super Bowl XXXI.

Crennel began his NFL coaching career with a 12-year period with the New York Giants (1981-92), serving as the defensive line coach (1990-92), special teams coach (1983-89) and special teams/defensive assistant coach (1981-82). During his tenure with the Giants, the club qualified for the playoffs six times, claiming wins in Super Bowls XXI and XXV. While with the Giants, Crennel worked with multiple Super Bowl winning head coaches in Bill Parcells, Bill Belichick and Tom Coughlin.

Crennel began his coaching career as a graduate assistant in 1970 at his alma mater, Western Kentucky, before enjoying a four-season stint as the school's defensive line coach. From there, Crennel began his longtime association with Parcells at Texas Tech (1975-77) where Parcells served as defensive coordinator. He also spent two years at Mississippi (1978-79) coaching the defensive ends. Crennel concluded his collegiate coaching career with a one-year stop at Georgia Tech (1980).

A four-year starter on the defensive line for Western Kentucky, Crennel was elected captain as a senior. A rash of injuries during his senior season forced him to switch to offensive tackle where he earned team MVP honors. He attended Fort Knox High School in Fort Knox, Ky., and

Central High School in Amherst, Va. His brother, Carl, entered the NFL as a ninth-round draft choice (209th overall) of Pittsburgh in 1970, playing one season with the Steelers before enjoying an 11-year career in the Canadian Football League. Crennel and his wife Rosemary have three daughters, Lisa Tulley, Tiffany Strokes and Kristine Cullinane. The Crennels have eight grandchildren.

CRENNEL'S COACHING LEDGER

2014-15:	Defensive Coordinator, Houston Texans
2012:	Head Coach, Kansas City Chiefs
2011:	Interim Head Coach/Defensive Coordinator, Kansas City Chiefs
2010:	Defensive Coordinator, Kansas City Chiefs
2005-08:	Head Coach, Cleveland Browns
2004:	Defensive Coordinator, New England Patriots
2002-03:	Defensive Coordinator/Defensive Line, New England Patriots
2001:	Defensive Coordinator, New England Patriots
2000:	Defensive Coordinator/Defensive Line, Cleveland Browns
1997-99:	Defensive Line, New York Jets
1993-96:	Defensive Line, New England Patriots
1990-92:	Defensive Line, New York Giants
1983-89:	Special Teams, New York Giants
1981-82:	Special Teams/Defensive Assistant, New York Giants
1980:	Defensive Line, Georgia Tech
1978-79:	Defensive Ends, Mississippi
1975-77:	Defensive Assistant, Texas Tech
1971-74:	Defensive Line, Western Kentucky
1970:	Graduate Assistant, Western Kentucky



GEORGE GODSEY

OFFENSIVE COORDINATOR

SECOND SEASON WITH TEXANS/FIFTH NFL SEASON

George Godsey is in his first season as offensive coordinator with the Houston Texans after serving as quarterbacks coach in 2014.

The Texans managed to put together a late season surge and got consistent play from the quarterback position despite numerous injuries in 2014. Houston was forced to count on three different starting quarterbacks down the stretch; however, Godsey's leadership and knowledge helped the Texans close out 4-1 in the final five games. Ryan Fitzpatrick, Ryan Mallett and Case Keenum each started at least two games under center for Houston and combined to lead the team to wins in five of the last seven games. Additionally, Fitzpatrick posted the highest passer rating in his 10-year career (95.3) in 12 games played under Godsey.

Godsey came to the Texans after three years with the New England Patriots, first as offensive assistant in 2011 and then as tight ends coach for two seasons. In 2011, Godsey coached on the same staff as Texans head coach Bill O'Brien who was the Patriots offensive coordinator/quarterbacks coach that season.

In Godsey's first season with the Patriots as offensive assistant in 2011, the team earned the top seed in the AFC with a 13-3 record and advanced to Super Bowl XLVI. New England led the AFC in scoring and ranked third in the NFL with 32.1 points per game. They also ranked second in the NFL in total offense (428.0 yards per game). For two seasons, Godsey guided the tight ends, including Rob Gronkowski who earned a spot in the Pro Bowl following the 2012 season with his team-leading 11 touchdowns in 11 games played. In 2013, Gronkowski, who played just seven games due to injuries, averaged a career-high 84.6 yards per game.

Prior to joining the Patriots, Godsey spent the previous seven seasons (2004-10) at Central Florida under head coach George O'Leary, who O'Brien coached with at Georgia Tech from 1995-01.

Godsey was the running backs coach in 2009-10 and the quarterbacks coach from 2005-08 after originally joining the staff as a graduate assistant in 2004. During his tenure there, UCF won two Conference USA titles

as well as recording the team's first 11-win season in school history in 2010 and first bowl victory that season with a 10-6 win over Georgia in the AutoZone Liberty Bowl.

In Godsey's final season as running backs coach at UCF in 2010, the team finished with 36 rushing touchdowns to lead Conference USA. The previous season, the Knights rushed for 20 touchdowns, tying for their second-highest total in a decade at the time, after rushing for eight scores the year before. As quarterbacks coach for UCF, Godsey was pivotal in the development of Kyle Isreal and Steven Moffett, who finished seventh and sixth, respectively, in passing efficiency in school history.

Godsey played quarterback at Georgia Tech from 1998-01, where he first crossed paths with O'Brien, the running backs coach from 1998-00 and offensive coordinator/quarterbacks coach in 2001. Godsey set the school record for career completion percentage (63.3) and ranks second in career passing efficiency rating (143.64). Godsey later went on to play one season in the Arena Football League with the Tampa Bay Storm and was part of the 2003 team that won the Arena Bowl title.

A native of Tampa, Fla., Godsey was born on Jan. 1, 1979 and hails from a strong football family. His father played football for Bear Bryant at Alabama, older brother played at the Air Force Academy and younger brother suited up at both quarterback and tight end for Notre Dame.

GODSEY'S COACHING LEDGER

2015: Offensive Coordinator, Houston Texans
 2014: Quarterbacks, Houston Texans
 2012-13: Tight Ends, New England Patriots
 2011: Offensive Assistant, New England Patriots
 2009-10: Running Backs, Central Florida
 2005-08: Quarterbacks, Central Florida
 2004: Graduate Assistant, Central Florida





BOB LIGASHESKY

SPECIAL TEAMS COORDINATOR

THIRD SEASON WITH TEXANS/12TH NFL SEASON

Bob Ligashesky is in his second season as the special teams coordinator with the Houston Texans after serving as the interim coordinator for the last three games of the 2013 season.

Last season, Ligashesky helped Texans kicker Randy Bullock have the most successful year of his career. Bullock set career highs with 30 made field goals on 35 total attempts, including a career-long 55-yarder. Bullock also made all 40 of his extra point attempts. Additionally, Texans punter Shane Lechler has been very effective in two years under Ligashesky, posting a franchise-record 47.6 yards per punt average in 2013 and 46.3 yards per punt average in 2014.

Ligashesky joined the Texans coaching staff as special teams assistant in March 2013. He is in his 12th NFL season and has an additional 19 years coaching experience in the collegiate ranks.

Ligashesky served as the special teams coordinator for the Tampa Bay Buccaneers in 2012. The Buccaneers led the NFL with four blocked punts under Ligashesky's guidance.

Prior to his tenure in Tampa Bay, Ligashesky coached the Denver Broncos tight ends in 2010 before moving on to Oakland as a special teams assistant. From 2007-09, Ligashesky served as the Pittsburgh Steelers special teams coach.

Ligashesky's units led the NFL in kickoff return average allowed and ranked fourth in the league in punt return average allowed on the way to helping Pittsburgh win the Super Bowl in 2008. In 2009, Pittsburgh ranked eighth in the NFL in kickoff return average.

Ligashesky has also had marked success with his kickers at every stop he has made in the professional ranks. In Oakland, Sebastian Janikowski ranked sixth in the NFL by converting 88.6 percent of his field goal attempts for a total of 31, which tied for the fifth-highest total in the league. During Ligashesky's three-year tenure in Pittsburgh, Steelers kicker Jeff Reed converted 88.5 percent (77-87) of his field goal attempts, which led the NFL over that span. In Reed's six other NFL seasons, he converted 79.1 percent (136-172) of his attempts.

He began his NFL career as Jacksonville's assistant special teams coach in 2004 before moving on to serve

as special teams coach in St. Louis from 2005-06. In St. Louis, Ligashesky tutored Jeff Wilkins, who made 59 field goals in two seasons for the second-highest total in the NFL during that span.

In 2004, Ligashesky helped rookie kicker Josh Scobee make 24 field goals, which tied for eighth in the NFL that season. Scobee also tied for seventh in the league with 11 touchbacks. That year, the Jaguars ranked 10th in punt return average and punt average, and tied for eighth in punts inside the 20-yard line.

Ligashesky, a Pittsburgh native, graduated from Indiana University of Pennsylvania, where he was a defensive back. He also served as a graduate assistant at Wake Forest (1985) and Arizona State (1986-88) and coached at Kent State (1989-90), Bowling Green (1991-99) and Pittsburgh (2000-03) before entering the NFL.

Ligashesky and his wife, Shelley, have one daughter, Sydney.

LIGASHESKY'S COACHING LEDGER

- 2014-15: Special Teams Coordinator, Houston Texans
- 2013: Interim Special Teams Coordinator/Special Teams Assistant, Houston Texans
- 2012: Special Teams Coordinator, Tampa Bay Buccaneers
- 2011: Special Teams Assistant, Oakland Raiders
- 2010: Tight Ends, Denver Broncos
- 2007-09: Special Teams Coach, Pittsburgh Steelers
- 2005-06: Special Teams Coach, St. Louis Rams
- 2004: Assistant Special Teams Coach, Jacksonville Jaguars
- 2000-03: Tight Ends/Special Teams Coordinator, Pittsburgh
- 1999: Assistant Head Coach/Linebackers/Special Teams, Bowling Green
- 1991-98: Linebackers/Special Teams Coach, Bowling Green
- 1989-90: Outside Linebackers/Special Teams Coach, Kent State
- 1986-88: Graduate Assistant, Arizona State
- 1985: Graduate Assistant, Wake Forest





JIM BERNHARDT

DIRECTOR OF FOOTBALL RESEARCH

SECOND SEASON WITH TEXANS/SECOND NFL SEASON

Jim Bernhardt is in his second season as the director of football research with the Houston Texans.

In his position, Bernhardt takes on an advisory role to Head Coach Bill O'Brien, assisting in all aspects of game preparation, management, and review both on and off the field.

Bernhardt came to Houston from Penn State where he served in a similar role under O'Brien as special assistant to the head coach and director of player development. As a chief advisor to O'Brien, Bernhardt reviewed, evaluated and advised on the entire Penn State football program including practice, game management and planning, compliance, recruiting and football administration.

Prior to his time at Penn State, Bernhardt served as recruiting coordinator and running backs coach at the University of Central Florida from 2005-07 and director of football operations in 2004. In 2005, the Golden Knights won their first Conference USA Eastern Division title and earned a berth in the university's first bowl game, the Sheraton Hawaii Bowl, against Nevada. In that matchup, Kevin Smith set a Hawaii Bowl record with 202 yards rushing and three touchdowns.

In 2007, Smith had one of the most prolific seasons in NCAA history for a running back, rushing for 2,567 yards and 29 touchdowns. His rushing total landed him second on the NCAA all-time single-season rushing list, only behind Barry Sanders' 1988 season. In his three seasons at UCF under Bernhardt, Smith finished as the Golden Knights' all-time leading rusher and 2007 Conference USA Offensive Player of the Year.

Bernhardt began his coaching career in 1988-89 as the assistant head coach and defensive coordinator at Hofstra University, where they had nationally ranked defenses and qualified for the NCAA playoffs both

seasons he was there. In 1990, Bernhardt became the defensive coordinator and linebackers coach at Brown University, where he coached Texans Head Coach Bill O'Brien for three seasons before transitioning to the role of offensive coordinator and offensive line coach in 1993.

In addition to coaching the collegiate ranks, Bernhardt also coached at the high school level for 17 years accumulating a .620 winning percentage despite never inheriting a program with a winning record prior to his arrival. Bernhardt garnered Coach of the Year honors four times at four different schools over the course of his coaching career.

A 1983 graduate of Long Island University, C.W. Post campus with a degree in physical education, Bernhardt is also a three-time published writer in the Scholastic Coach magazine and a noted clinic speaker. Bernhardt and his wife, Catherine, have been married for 27 years and have three sons, Jake, Jesse and Jared.

BERNHARDT'S COACHING LEDGER

- 2014-15: Director of Football Research, Houston Texans
- 2012-13: Special Assistant to the Head Coach/ Director of Player Development, Penn State
- 2005-07: Running Backs/Assistant Special Teams, Central Florida
- 2004: Director of Football Operations, Central Florida
- 1993: Offensive Coordinator/Offensive Line, Brown
- 1990-92: Defensive Coordinator/Linebackers, Brown
- 1988-89: Assistant Head Coach/Defensive Coordinator, Hofstra



JOHN BUTLER

SECONDARY

SECOND SEASON WITH TEXANS/SECOND NFL SEASON

John Butler is in his second season as secondary coach with the Houston Texans.

In Butler's first year, Houston led the NFL in takeaways with a franchise-record 34 and became just the third team in the last 20 years to lead the league in takeaways after finishing last the year before. The Texans also set a franchise record for points off turnovers and had 11 players record interceptions in 2014.

Houston's secondary was involved in 21 of the team's 34 takeaways in 2014 and had seven players with either a forced fumble, fumble recovery or interception. The group accounted for nine forced fumbles, five fumble recoveries, 16 interceptions and three interceptions returned for touchdowns. Veteran cornerbacks Kareem Jackson and Johnathan Joseph led the way as the duo combined for five interceptions, 20 passes defended, five tackles for loss, two forced fumbles, and two fumbles recoveries.

The Texans defense was also very effective on third down in 2014 and Butler's group played a big role in that success. Houston ranked third in the NFL in third down defense as teams only converted 33.9 percent of the time on the Texans. Houston's defense was also first in the NFL in red zone scoring efficiency and opposing teams only scored a touchdown on 47.8 percent of their trips inside the 20-yard line.

Prior to the Texans, Butler spent two seasons at Penn State with Bill O'Brien where he held the role of secondary coach in 2012 and defensive coordinator in 2013. In his first season working with the secondary, Butler helped Penn State rank second in the Big Ten and 16th nationally in scoring defense. Four of Butler's defensive players at Penn State went on to be drafted in the NFL in 2013 and 2014.

Butler served as the special teams coordinator and outside linebackers coach at South Carolina in 2011, helping the Gamecocks win a school-record 11 games in 2011 and earn their first top 10 finish. He worked with linebacker Antonio Allen, who was the only SEC player to rank in the league's top 10 in tackles, interceptions, forced fumbles and fumble recoveries.

Butler spent four seasons as the linebackers coach and special teams coordinator at the University of Minnesota. Two Butler-coached linebackers received all-conference recognition in 2009. As special teams coordinator, Butler presided over one of the best units in the Big Ten during his tenure in Minneapolis. The Gophers averaged better than 22 yards per kick return in three of his four seasons and held their opponents to less than 20 yards per return in two seasons. Minnesota's punt coverage unit was one of the best in the country in 2008 and 2009, holding opponents to an average of just 8.1 yards per return in that two-year span.

Butler served as the linebackers coach and special teams coordinator at Harvard from 2003-06. While at Harvard, Butler's special teams units annually ranked among the best in the Ivy League, scoring seven total special teams touchdowns during his tenure, including a 2004 season in which the Crimson registered five special teams scores. In 2004, the Crimson won the Ivy League title with a 10-0 record and ranked 12th in the nation.

Butler was safeties coach and special teams coordinator at Southwest Texas State from 2001-02. He also spent two seasons (1999-2000) at Midwestern State where he served as the team's defensive coordinator while mentoring the linebackers and safeties. The 2000 team posted a 7-4 record, the first winning ledger in school history.

In 1997 and 1998, he served as a graduate assistant at the University of Texas under John Mackovic and Mack Brown.

Born in Philadelphia, the 1995 graduate of Catholic University broke into the coaching ranks as the secondary coach after his senior year of playing before taking over as the defensive coordinator in 1996. His team finished in the top 25 in Division III in total defense that season.

As an undergrad, Butler was a four-year letterman and three-year starter at Catholic, where he was part of the biggest turnaround in Division III history. The team went 1-9 in his junior season but rebounded with an 8-2 mark in his senior campaign. He was also a two-year letterwinner in basketball and part of the school's 1992-93 NCAA Tournament team.

Butler and his wife, Carmen, have one son, Manny.

BUTLER'S COACHING LEDGER

- 2014-15: Secondary, Houston Texans
- 2013: Defensive Coordinator/Cornerbacks, Penn State
- 2012: Secondary, Penn State
- 2011: Special Teams Coordinator/Outside Linebackers, South Carolina
- 2007-10: Special Teams Coordinator/Linebackers, Minnesota
- 2003-06: Special Teams Coordinator/Linebackers, Harvard
- 2001-02: Special Teams Coordinator/Safeties, Texas State
- 1999-00: Defensive Coordinator/Linebackers/Safeties, Midwestern State
- 1997-98: Graduate Assistant, Texas
- 1996: Defensive Coordinator/Secondary, Catholic University
- 1995: Secondary, Catholic University





DOUG COLMAN

ASSISTANT SPECIAL TEAMS

SECOND SEASON WITH TEXANS/SECOND NFL SEASON

Doug Colman is in his second season as assistant special teams coach with the Houston Texans. He also assists Mike Vrabel with the linebackers.

Last season, Colman and Special Teams Coordinator Bob Ligashesky worked with Texans kicker Randy Bullock, who had the most successful year of his career, and punter Shane Lechler, who posted the third-highest yards per punt average in franchise history (46.3).

Colman came to the Texans after two seasons as the linebackers coach at Coastal Carolina as well as coordinating aspects of the special teams. Colman's presence was immediately felt as Quinn Backus was the two-time Big South Defensive Player of the Year (2012-13), leading the league in tackles both times and breaking his own single-season record with 144 tackles. In fact, Backus finished fourth in the FCS for tackles in 2012 and followed that up by finishing second in 2013. Backus also had four interceptions and scored two touchdowns in 2013, returning an interception and a blocked field goal for scores that season.

Colman's efforts at Coastal Carolina also extended to Mike McClure, who was twice named All-Big South Second Team and LaDarius Hawthorne, who earned the 2013 Big South Special Teams Player of the Year award after blocking three field goals, forcing two fumbles, recovering one fumble and registering five tackles on special teams in 2013.

Under Colman's tutelage at Tulane, linebacker Trent Mackey was a two-time All-C-USA selection, earning the Green Wave's only first team selection to the all-league team in 2011. He logged 145 tackles (third in the FBS) in 12 games in 2011, including 14 tackles for losses, and ranked fourth nationally with 12.08 stops per game. In 2010, Mackey led the team in tackles, ranking 17th in the nation with an average of 10.88 tackles per game, and was voted the Louisiana Football Newcomer of the Year.

Prior to Tulane, Colman spent two seasons at his alma mater, Nebraska, as the defensive quality control coach and was a part of back-to-back Big 12 North Championships in 2008 (co-champions) and 2009, and also participated in the 2008 Gator Bowl and 2009 Holiday Bowl.

Before Nebraska, Colman was an assistant coach for linebackers and special teams for the Amsterdam Admirals in NFL-Europe during the 2007 campaign.

From 2003-07, Colman was the head football coach and physical education teacher for Absegami High School in Galloway, N.J. During his time there, he led the team to a 40-14 overall record and to three straight conference championships (2004-06), the school's only conference titles, four consecutive New Jersey state playoff appearances (2003-06) and to the 2006 state championship in the New Jersey South Group IV, the school's only football state title. The team also finished as

the 2005 state finalist.

Colman was recognized for his team's success by being named the 2004 and 2005 Cape Atlantic League Conference Coach of the Year, the 2004 National Football Foundation-New Jersey Chapter Coach of the Year and the 2003 Press All-Area Coach of the Year. One of the highlights of his prep coaching career came in 2006 when he served as the head coach for the Adam Taliaferro New Jersey All-Star game.

Colman began his coaching career in the prep game in 2001 at his high school alma mater, Ocean City (N.J.) High School, where he was a freshman football coach. Following a one-year stint at Ocean City HS, he spent the 2002 campaign as the assistant football coach and physical education teacher at Oakcrest High School in Mays Landing, N.J.

Colman played linebacker for the University of Nebraska and its famed Blackshirt Defense from 1991-95 and was a part of five Big 8 Conference championships and back-to-back national titles in 1994 and 1995. Nebraska finished 25-0 during his final two seasons and went 23-0-1 in league play during his four-year career. In each of his four years, Nebraska played for the national championship, facing Miami (Fla.) in the 1992 Orange Bowl, Florida State in the 1994 Orange Bowl, Miami (Fla.) in the 1995 Orange Bowl and Florida in the 1996 Fiesta Bowl.

Following his collegiate career, Colman was selected in the sixth round (171st overall pick) of the 1996 NFL Draft by the New York Giants. He played five seasons in the NFL (1996-2000), playing a total of 64 games for the Giants, Tennessee Titans (including Super Bowl XXXIV) and Cleveland Browns. While with the Titans in 1999, Colman was a part of the Music City Miracle during the end of a Wild Card Playoff game vs. the Buffalo Bills.

Colman starred at Ocean City High School where he is a member of the Hall of Fame. A native of Ventnor, N.J., Colman received his bachelor's degree in physical education from Nebraska in 2001. Colman and his wife, Colleen, have five children: Logan Marie, Sarah, Matthew, Grace and Anna. Colman's father, Wayne, played nine seasons in the NFL with the New Orleans Saints and Philadelphia Eagles.

COLMAN'S COACHING LEDGER

- 2014-15: Assistant Special Teams, Houston Texans
- 2012-13: Linebackers, Coastal Carolina
- 2010-11: Linebackers, Tulane
- 2008-09: Defensive Quality Control, Nebraska
- 2007: Assistant Linebackers/Special Teams, Amsterdam Admirals (NFL Europe)
- 2003-07: Head Coach, Absegami H.S.
- 2002: Assistant Coach, Oakcrest H.S.
- 2001: Assistant Coach, Ocean City H.S.





MIKE DEVLIN

OFFENSIVE LINE

FIRST SEASON WITH TEXANS/14TH NFL SEASON

Mike Devlin enters his first season with the Houston Texans in 2015, where he will serve as the team's of-

fensive line coach.

Devlin came to Houston from the New York Jets, where he spent the last nine seasons coaching the offensive line and tight ends.

The Jets offensive line had a strong showing during the 2014 season, paving the way for a running attack that ranked first in the AFC and third in the NFL, averaging 142.5 yards per game on the ground. A key contributor to the line's success was veteran center Nick Mangold who was selected to his sixth Pro Bowl.

Devlin's offensive line integrated two new starters in the 2013 season. Despite the changes, the Jets finished the season sixth in the league in rushing, gaining 134.9 yards per game on the ground including four 100-yard rushing efforts. Mangold earned his fifth Pro Bowl selection while left tackle D'Brickashaw Ferguson became the first Jets player to begin his career with 125 consecutive starts.

In 2012, his final season as tight ends coach, Devlin helped Jeff Cumberland bounce back from a season-ending Achilles injury the previous year to achieve then-career highs with 29 receptions, 359 yards receiving and three touchdowns.

Under Devlin's direction, Jets tight end Dustin Keller led the team in receptions for two consecutive seasons, catching 65 passes in 2011 and 55 passes in 2010. It marked the first time a tight end has led the Jets in receptions during a season since Mickey Shuler did it in 1985.

Devlin joined the Jets after two seasons as the offensive line coach at the University of Toledo from 2004-05. In 2005, his line plowed the way for the 11th-ranked of-

fense in the country (459.2 yards/game) as tackle Nick Kaczur developed into a third-round draft pick (2005) of the New England Patriots.

Devlin began his coaching career as the offensive quality control coach with the Arizona Cardinals in 2000 before being promoted to assistant offensive line coach in 2001.

Selected in the fifth round of the 1993 NFL Draft by the Buffalo Bills, Devlin went on to play in 101 regular season games over seven years in the NFL, from 1993-95 with the Bills and from 1996-99 with the Cardinals. He appeared in Super Bowl XXVIII with Buffalo.

Devlin earned All-America honors at the University of Iowa and was a semifinalist for the Outland Trophy as the nation's top interior lineman in 1992. He was named Big Ten Offensive Lineman of the Year in that same year, in addition to being tabbed Big Ten MVP by the Chicago Tribune.

Devlin and his wife, Julie, have four children: sons Zachary and Matthew and daughters Hallie and Carlie.

DEVLIN'S COACHING LEDGER

2015:	Offensive Line, Houston Texans
2013-14:	Offensive Line, New York Jets
2008-12:	Tight Ends/Asst. Offensive Line, New York Jets
2007:	Offensive Line, New York Jets
2006:	Tight Ends/Asst. Offensive Line, New York Jets
2004-05:	Offensive Line, Toledo
2001-03:	Asst. Offensive Line, Arizona Cardinals
2000:	Off. Quality Control, Arizona Cardinals





STAN HIXON

WIDE RECEIVERS

SECOND SEASON WITH TEXANS/10TH NFL SEASON

Stan Hixon is in his second season as wide receivers coach with the Houston Texans.

In 2014, Hixon coached one of the top wide receiver duos in the NFL in DeAndre Hopkins and Andre Johnson. Under Hixon, Hopkins had a breakout second season in the pros, setting career highs with 76 receptions for 1,210 yards and six touchdowns. He also managed to eclipse 2,000 yards receiving for his career and became the second-youngest player in NFL history to do so. Additionally, veteran Andre Johnson led the team with 85 receptions and had 936 yards receiving in his 12th season in the league. Johnson and Hopkins had the third-most combined yards receiving of any teammates in the AFC with 2,146 in 2014.

Hixon came to Houston from Penn State, where he served as assistant head coach and wide receivers coach from 2012-13 after eight seasons in the NFL.

In his time at Penn State, Hixon coached Allen Robinson to two of the most prolific seasons for a wide receiver in school history as Robinson set school records with 97 receptions and 1,432 yards during the 2013 season. Robinson was the first player since 1985 to lead the Big Ten in receptions and receiving yardage in consecutive seasons. He finished his three-year career at Penn State ranked second in career receptions (177) and third in receiving yardage (2,474) despite only having three catches for 29 yards in the season prior to Hixon's arrival.

Hixon spent the 2010 and 2011 seasons as wide receivers coach of the Buffalo Bills. In 2010, he helped Stevie Johnson breakout on the NFL scene, posting career highs and leading the Bills in receptions (82), receiving yards (1,073), and touchdowns (10) and was the fourth wide receiver to post 1,000 yards and 10 touchdowns in a season in Bills history.

In Washington he guided a veteran unit, led by Santana Moss and Antwaan Randle El. Under Hixon's tutelage in 2008, Moss had 79 receptions for 1,044 yards and six touchdowns. This marked the third 1,000-yard receiving season of Moss's career, and his second with 75-or-more catches. Additionally in 2008, Randle El recorded 53 receptions for 593 yards and a career-high four touchdowns.

Hixon guided Moss to a breakout season in 2005 that ended with his first trip to the Pro Bowl. Moss set a Redskins franchise record with 1,483 receiving yards on the season, and led the team in receptions (84) and average yards per catch (17.7). He also finished second in the NFL in receiving yards and 10th in receptions.

Prior to joining the Redskins, Hixon coached four years

at LSU (2000-03), where he coached eight players at the college level that went on to careers in the NFL. He served as associate head coach in addition to wide receivers coach and was part of the Tigers' 2003 NCAA National Championship team. Under Hixon's guidance, three Tigers had 1,000-yard receiving seasons and he had a player named All-SEC three times.

In 2001, Hixon coached Josh Reed to one of the most dominating seasons ever by an SEC receiver. Reed caught a school-record 94 passes for an SEC-record 1,740 yards and seven touchdowns. He was named an All-American and won the Fred Biletnikoff Award, given to college football's top wide receiver. Reed completed his three-year college career with a then-SEC record 3,001 receiving yards on 167 receptions.

Prior to LSU, Hixon coached wide receivers at Georgia Tech (1995-99), developing a pair of All-ACC receivers in Kelley Campbell and Dez White. He previously coached running backs for two seasons at Wake Forest (1993-94).

Hixon served as wide receivers coach at South Carolina (1989-92), producing All-Americans Robert Brooks and Eddie Miller. He coached wide receivers and tight ends at Appalachian State (1983-88) and began his college coaching career overseeing running backs at Morehead State (1980-82).

A member of the Lakeland (Fla.) H.S. Hall of Fame, Hixon was a standout receiver at Iowa State. He starred in the Peach Bowl in 1977 and the Hall of Fame Bowl in 1978. A native of Lakeland, Fla., he earned his bachelor's degree in physical education from Iowa State and earned his master's degree at Morehead State.

Hixon and his wife, Rebecca, have three children: son Drew and daughters Adele and Avis and three grandkids.

HIXON'S COACHING LEDGER

- 2014-15: Wide Receivers, Houston Texans
- 2012-13: Assistant Head Coach/Wide Receivers, Penn State
- 2010-11: Wide Receivers, Buffalo Bills
- 2004-09: Wide Receivers, Washington Redskins
- 2000-03: Associate Head Coach/Wide Receivers, Louisiana State
- 1995-99: Wide Receivers, Georgia Tech
- 1993-94: Running Backs, Wake Forest
- 1989-92: Wide Receivers, South Carolina
- 1983-88: Wide Receivers/Tight Ends, Appalachian State
- 1980-82: Running Backs, Morehead State





TIM KELLY OFFENSIVE QUALITY CONTROL SECOND SEASON WITH TEXANS/SECOND NFL SEASON

Tim Kelly is in his second season as offensive quality control coach with the Houston Texans.

Kelly came to Houston from Penn State, where he served as a graduate assistant under Bill O'Brien, having held the same position at Ball State in 2011.

Before he went to Ball State, Kelly was the defensive coordinator, defensive line coach, and recruiting coordinator at Minnesota State-Moorhead for the 2010 season.

Kelly spent the 2008-09 seasons at Illinois-Wesleyan, where he was the defensive line coach for the 2009 CCIW Championship team that was ranked ninth among all defenses at the NCAA DIII level. He also coached two first-team all-conference selections.

Kelly played defensive tackle at Eastern Illinois, starting all 48 games in his collegiate career and serving as the team's captain in 2007. He was named to the Capital One Academic All-District V Team in 2006 and 2007.

A native of Chicago Heights, Ill., Kelly starred at Marian Catholic High School where he is a member of the East Suburban Catholic Conference Hall of Fame. He received his bachelor's degree in sports administration from Eastern Illinois in 2008 and his master's degree in sports management from Illinois State in 2010.

Kelly and his wife, Katie, have one daughter, Norah.

KELLY'S COACHING LEDGER

2014-15: Offensive Quality Control, Houston Texans
2012-13: Graduate Assistant, Penn State
2011: Graduate Assistant, Ball State
2010: Defensive Coordinator/Defensive Line, Minnesota State-Moorhead
2008-09: Defensive Graduate Assistant, Illinois Wesleyan



WILL LAWING DEFENSIVE QUALITY CONTROL SECOND SEASON WITH TEXANS/SECOND NFL SEASON

Will Lawing is in his second season as defensive quality control coach with the Houston Texans.

Lawing came to Houston from Penn State, where he served as a graduate assistant under Bill O'Brien for the 2013 season.

Prior to Penn State, Lawing spent four seasons with Juniata College as the program's offensive coordinator (2011-12), passing game coordinator (2010) and tight ends coach (2009). In addition to his coaching duties, Lawing also was Juniata's recruiting coordinator.

A 2008 graduate of the University of North Carolina, with

a bachelor's degree in exercise and sport science, Lawing was a four-year member of the UNC football team.

LAWING'S COACHING LEDGER

2014-15: Defensive Quality Control, Houston Texans
2013: Graduate Assistant, Penn State
2011-12: Offensive Coordinator, Juniata College
2010: Passing Game Coordinator, Juniata College
2009: Tight Ends, Juniata College



CHARLES LONDON

RUNNING BACKS

SECOND SEASON WITH TEXANS/SIXTH NFL SEASON

Charles London is in his second season as running backs coach with the Houston Texans and sixth year overall

coaching in the NFL.

In 2014, the Texans ran the ball a league-high 51.9 percent of the time and posted an AFC-best eight individual 100-yard rushing performances. Houston also rushed for 100 yards or more in 13-of-16 regular season games during London's first season. The Texans' 135.1 yards rushing per game ranked fifth in the NFL and was the second-highest mark in franchise history. Veteran running back Arian Foster, who earned his fourth Pro Bowl honor, eclipsed the 100-yard mark in seven of the 13 games he played in and rushed for 1,246 yards and scored 13 total touchdowns.

London also played a big role in the development of rookie running back Alfred Blue. The sixth-round pick out of LSU posted the highest rushing total by a rookie last season in the NFL and tied a franchise rookie record with 156 yards rushing on a franchise-record 36 carries against Cleveland in Week 11. Blue became the third rookie running back drafted in the sixth round or later in NFL history to rush for 150-plus yards on 35-plus carries. He finished second on the team with 528 yards rushing in 2014.

Prior to the Texans, London spent two seasons at Penn State as the running backs coach and recruiting coordinator for Bill O'Brien. London was instrumental in the progression of running back Zach Zwinak who rushed for 1,989 yards from 2012-13, good for the third-most rushing yards by a running back in the Big Ten in that time. Zwinak's 12 rushing touchdowns in 2013 tied for the fourth-most rushing scores in the conference.

In 2011, London served as offensive assistant and quality control coach for the Tennessee Titans. He helped lead the Titans to a three-win improvement from 6-10 to 9-7, narrowly missing the playoffs due to a tiebreaker. That season, the Titans passing offense improved 13 spots to 12th in the NFL (245.2 yards per game) from 25th (194.2 yards per game).

London spent the 2010 season as a pro scout for the Philadelphia Eagles, helping them gain a playoff berth. Before Philadelphia, he worked three years as an offensive assistant with the Chicago Bears (2007-09). His first year with

the Bears was as a quality control coach on offense and his final two years were as offensive assistant/assistant wide receivers coach.

London also has three years of coaching experience at his alma mater, Duke (2004-06). He started as a graduate assistant in his first two years and was the running backs coach in his final year. During the summer of 2005, as part of the NFL's Minority Internship program, he did a coaching internship with the New England Patriots.

Prior to entering the coaching world, London gained experience as an events manager for Disney's Wide World of Sports from 1998-99, stadium assistant manager for the Cleveland Browns from 1999-2001 and director of stadium operations for Gillette Stadium from 2001-04.

As a player at Duke (1994-96), London saw action in 34 games at running back over three years for the Blue Devils and also lettered as a sprinter for the track team. Duke's 1994 team earned a berth in the Hall of Fame Bowl. He also earned the football team's Trinity Teammate Award and Carmen Falcone Award for excellence in athletics and academics in 1996 and the College Football Hall of Fame Foundation Award in 1997. Additionally, he was a member of the ACC Honor Roll in 1996-97. London earned an undergraduate degree in political science from Duke in 1997 and a graduate degree in humanities in 2006.

LONDON'S COACHING LEDGER

- 2014-15: Running Backs, Houston Texans
- 2012-13: Running Backs/Recruiting Coordinator, Penn State
- 2011: Offensive Assistant/Quality Control, Tennessee Titans
- 2010: Pro Scout, Philadelphia Eagles
- 2008-09: Offensive Assistant/Assistant Wide Receivers, Chicago Bears
- 2007: Offensive Assistant/Quality Control, Chicago Bears
- 2006: Running Backs, Duke
- 2004-05: Graduate Assistant, Duke





ANTHONY MIDGET

ASSISTANT SECONDARY

SECOND SEASON WITH TEXANS/SECOND NFL SEASON

Anthony Midget is in his second season as assistant secondary coach with the Houston Texans.

In 2014, the Texans secondary was involved in 21 of Houston's 34 takeaways and had seven players with either a forced fumble, fumble recovery or interception. The group accounted for nine forced fumbles, five fumble recoveries, 16 interceptions and three interceptions returned for touchdowns. Additionally, the Texans set a franchise record with 11 different players recording interceptions, four interception returns for touchdown, and an NFL-best 483 yards on interception returns.

Prior to the Texans, Midget spent one season at Penn State where he held the role of safeties coach for Bill O'Brien in 2013. In his one year at the helm, Penn State's pass defense efficiency ranked fifth in the Big Ten and the secondary joined Ohio State as the only two teams in the Big Ten to have three players rank in the top 20 of passes defended in the conference.

From 2008-12, Midget first served as secondary coach and special teams coordinator (2008-11) before becoming defensive coordinator (2012) at Georgia State. In his tenure at Georgia State, he helped work with kick returner Albert Wilson who led the Colonial Athletic Association in kickoff returns with a 25.9 average en route to being selected CAA Co-Special Teams Player of the Year in 2012. Midget was also instrumental in the development of punter

Lain Vance who was a third-team All-American in 2010.

Midget joined the collegiate coaching ranks as a graduate assistant at Virginia Tech, his alma mater, helping the Hokies win the 2007 Atlantic Coast Conference title. He began his coaching career at Lake Worth (Fla.) High School, where he served as an assistant coach.

Midget was a four-year letterman and a three-year starter at cornerback at Virginia Tech. As a senior in 1999, he earned third-team All-America and first-team All-Big East honors, helping the Hokies reach the BCS Championship game. He also was named to the Big East All-Academic team and the Athletic Director's Honor Roll. Midget was selected by the Atlanta Falcons in the fifth round (134th overall) of the 2000 NFL Draft.

Midget and his wife, Tresica, have two daughters, Anaiya and Kaylin.

MIDGET'S COACHING LEDGER

2014-15: Assistant Secondary, Houston Texans
 2013: Safeties, Penn State
 2012: Defensive Coordinator, Georgia State
 2008-11: Secondary/Special Teams Coordinator, Georgia State
 2007: Graduate Assistant, Virginia Tech
 2003-06: Assistant Coach, Lake Worth (Fla.) H.S.



PAT O'HARA

OFFENSIVE ASSISTANT

FIRST SEASON WITH TEXANS/FIRST NFL SEASON

Pat O'Hara enters his first season with the Houston Texans in 2015, where he will serve as an offensive assistant coach.

O'Hara's professional playing career spanned over 16 years playing quarterback in the NFL, World League, and the AFL. He spent the last 10 years coaching in the Arena Football League including stints as a head coach for the Tri-Cities Fever (AF2, 2009), Orlando Predators (2010-11) and New Orleans Voo-Doo (2012-14). Before joining the Texans, O'Hara served as the director of player personnel for the Jacksonville Sharks in the AFL. He began his AFL career as a quarterback for Orlando in 1995 and he helped his teams win three of the five ArenaBowls he played in.

While still a quarterback with the Predators in 1996, O'Hara began his coaching career as the quarterbacks coach at Point Loma High School in California. Two years later, he became the quarterbacks coach for New Smyrna Beach High School in Florida and was eventually named offensive coordinator at Olympia High School in 2001. O'Hara got his first AFL job as the offensive coordinator of the Tampa Bay Storm in 2005 and held the unique position of a player-coach. Eventually, O'Hara retired as a player in 2007 and landed his first head coaching job with the Los Angeles Avengers (AFL) in 2009.

O'Hara attended USC where he played quarterback for the Trojans under Head Coach Larry Smith. After Heisman Trophy candidate Rodney Peete left in 1989, O'Hara was expected to take over as USC's starting quarterback until a gruesome knee injury ended his junior season just 10 days before the first game.

O'Hara's arm was impressive enough that he was still drafted by the Tampa Bay Buccaneers in the 10th round of the 1991 NFL Draft. Following the 1991 season, O'Hara was allocated to the World League of American Football's Ohio Glory. He spent the 1992 and 1993 season with the San Diego Chargers before heading to the Washington Redskins training camp in 1994.

In 1995, O'Hara signed with the Orlando Predators and began his AFL playing career. He played in Orlando for six seasons and helped lead the Predators to wins in ArenaBowls XII and XIV. He then joined the Toronto Phantoms in 2001 and the Tampa Bay Storm in 2003 where he led the Storm to a win in

ArenaBowl XVII.

O'Hara has worked as a television football analyst for Bright House Sports Network covering Florida High School football. He has also served as the color analyst for the UCF IMG Radio Network covering UCF Football.

O'Hara has also done consulting work, coordinating and choreographing football action scenes in movies. Some of his credits include "The Longest Yard," "Invincible," "We Are Marshall" and "The Game Plan". He also has coached actors such as Adam Sandler, Mark Wahlberg and Dwayne Johnson to better help them portray their characters. In addition, O'Hara has appeared in several movies including The Waterboy, Any Given Sunday, and The Game Plan.

O'Hara attended Santa Monica High School, where during his junior and senior seasons he threw at least one touchdown pass a game. He was a two-time *Los Angeles Times* All-Westside selection and the "Westside Back of the Year" in 1984 and 1985. As a junior in 1984, O'Hara passed for nearly 2,000 yards and 23 touchdowns. During his senior season, he passed for nearly 2,000 yards and 21 touchdowns in 10 games which earned him "Bay League Player of the Year" honors and selection to the Long Beach Press-Telegram's "Best in the West" team.

He graduated from USC with a degree in public administration in 1991.

O'HARA'S COACHING LEDGER

2015:	Offensive Assistant, Houston Texans
2012-14:	Head Coach, New Orleans VooDoo
2010-11:	Head Coach, Orlando Predators
2009:	Head Coach, Tri-Cities Fever
2009:	Head Coach, Los Angeles Avengers
2007-08:	Offensive Coordinator, Tampa Bay Storm
2005:	Offensive Coordinator, Tampa Bay Storm
2001-03:	Offensive Coordinator, Olympia H.S.
1998-2000:	Quarterbacks Coach, New Smyrna Beach H.S.
1996:	Quarterbacks Coach, Point Loma H.S.





PAUL PASQUALONI

DEFENSIVE LINE

FIRST SEASON WITH TEXANS/8th NFL SEASON

Paul Pasqualoni enters his first season with the Houston Texans in 2015, where he will serve as the defensive

line coach.

Pasqualoni comes to Houston from the Chicago Bears, where he served as the defensive line coach in 2014. In Chicago, Pasqualoni helped mentor NFL veterans Jared Allen and Jeremiah Ratliff while helping both Stephen Paea and Willie Young have career years and set career bests in sacks, with 6.0 and 10.0 respectively.

Prior to joining the Bears, Pasqualoni was the head coach at the University of Connecticut (2011-13). He also has served as head coach at Syracuse University (1991-2004) and Western Connecticut State (1982-86). As a collegiate head coach, Pasqualoni compiled a 151-94-1 record, posted 15 winning seasons, won five conference titles and led his teams to a 6-3 record in nine bowl games. He helped coach over 30 NFL Draft selections during his time as coach at Syracuse, including seven eventual first-round draft picks: WR Marvin Harrison, S Donovan Darius, S Tebucky Jones, QB Donovan McNabb, LB Keith Bulluck, S Will Allen and DE Dwight Freeney.

At Connecticut, Pasqualoni helped tutor six eventual NFL Draft picks, including a school-record five in the 2013 NFL Draft. Four of the six (DE Kendall Reyes, CB Dwayne Gratz, LB Sio Moore and TE Ryan Griffin) made starts in the NFL in 2013.

Prior to his time at Connecticut, Pasqualoni worked in the NFL for six seasons (2005-10). In 2010, Pasqualoni served as Dallas' defensive coordinator/defensive line coach, his second stint with the team. While overseeing the Cowboys defense in 2010, Dallas linebacker DeMarcus Ware led the NFL with 15.5 sacks. From 2006-07, Pasqualoni served as the linebackers coach of the Cowboys after working as Dallas' tight ends coach in 2005. In 2007, Ware was tied for third in the NFL with 14.0 sacks and was tied for ninth in the league with 11.5 sacks in 2006.

In between stints in Dallas, Pasqualoni served as the defensive coordinator of the Miami Dolphins (2008-09). In 2008, Miami's defense was ninth in the NFL in points per game (19.8) and eighth in the league in sacks (40.0), as the Dolphins won the AFC East title. In 2009, Miami was tied for third in the NFL with 44.0 sacks.

Pasqualoni coached at Syracuse from 1987-2004. He spent the first four seasons (1987-90) as linebackers coach of the Orangemen before being named head coach in 1991. He finished his 14-year head-coaching tenure at Syracuse as the school's second-winningest coach with 107 victories. He led the Orangemen to four Big East conference titles and nine bowl games, including two Fiesta

Bowl appearances and an appearance in the Orange Bowl during the first season of the Bowl Championship Series.

In 1999, Syracuse won the American Football Coaches Association Academic Achievement Award for posting a 100 percent graduation rate for the class that enrolled in 1994. Pasqualoni won the ECAC/Vince Lombardi Foundation Coach of the Year award in 1996. He was named the 1992 and 1995 ECAC Coach of the Year for Division I-A. The Nassau Coaches Association honored Pasqualoni with the 2003 Ralph Luisi "Don't Quit" Memorial Award, given to an outstanding educator and coach who loves football and teaching.

Pasqualoni came to Syracuse from Western Connecticut State where he spent five seasons as head coach. During his tenure at the school, Pasqualoni guided his teams to a 28-13 record including an NCAA Division III playoff appearance in 1985. A collegiate linebacker at Penn State (1968-71), Pasqualoni began his coaching career in 1972 at his high school alma mater, Cheshire, in Connecticut. He got his first collegiate coaching experience at Southern Connecticut State where he was an assistant coach for four seasons (1976-79) before being named the school's defensive coordinator, a title he held from 1980-81.

Pasqualoni earned a bachelor's degree in health and physical education at Penn State and a master's of science in physical education and human performance at Southern Connecticut State. He lettered in football and basketball at Cheshire High School in Connecticut and also earned a letter in football at Bordentown Military Institute in New Jersey. He and his wife, the former Jill Fleischman, have two sons, Dante Paul and Tito Lucian, and a daughter, Cami Mae.

PASQUALONI'S COACHING LEDGER

2015:	Defensive Line, Houston Texans
2014:	Defensive Line, Chicago Bears
2011-13:	Head Coach, Connecticut
2010:	Defensive Coordinator/Defensive Line, Dallas Cowboys
2008-09:	Defensive Coordinator, Miami Dolphins
2006-07:	Linebackers, Dallas Cowboys
2005:	Tight Ends, Dallas Cowboys
1991-2004:	Head Coach, Syracuse
1987-90:	Linebackers, Syracuse
1982-86:	Head Coach, Western Connecticut State
1980-81:	Defensive Coordinator, Southern Connecticut State
1976-79:	Assistant Coach, Southern Connecticut State
1972-75:	Assistant Coach, Cheshire H.S.





JOHN PERRY

TIGHT ENDS

SECOND SEASON WITH TEXANS/SECOND NFL SEASON

John Perry is in his second season as tight ends coach with the Houston Texans.

Texans tight ends Garrett Graham, Ryan Griffin, and rookie C.J. Fiedorowicz combined for 32 receptions, 316 yards, and three touchdowns in their first year under Perry.

Before joining the Texans, Perry was the passing game coordinator and quarterbacks coach at the University of Delaware, where he mentored Trent Hurley, who led all Colonial Athletic Association quarterbacks in passing rating (155.2) and ranked among the league leaders with 2,207 passing yards and 22 touchdowns. Delaware's offense ranked second in the CAA in scoring offense (32.8 points per game), third in passing offense (240.0 yards per game), and fourth in passing efficiency offense (143.84).

Prior to Delaware, Perry served as head coach at NCAA Division II Merrimack for five seasons (2008-12) where he led the squad to record of 29-21 and the 2009 Northeast-10 title. During his tenure, Merrimack produced six All-Americans and two Northeast-10 Conference Players of the Year.

Perry's up-tempo, high-scoring offense was tops in the league for all five of his seasons on campus, as Merrimack won its first-ever Northeast-10 Championship in 2009. He also helped elevate the program to new heights, guiding former All-American linebacker Shawn Loiseau to the NFL, becoming the first Merrimack alum to sign an NFL contract with Houston in 2012.

The team ranked second in the nation in total offense in 2012 at 525.8 yards per game and also finished in the top 10 nationally in that category in 2009 (fourth), 2010 (ninth), and 2011 (seventh).

Perry began his coaching career as running backs coach

at Northeastern in 1993 and later served as receivers coach at Brown (1994-96), receivers coach and recruiting coordinator at New Hampshire (1997-98), offensive coordinator at Dartmouth (1999-2004), associate head coach and quarterbacks coach at Georgetown (2005), offensive coordinator at Hofstra (2006) and associate head coach and quarterbacks coach at New Hampshire (2007). He coached numerous All-Americans and NFL signees along the way, including Ricky Santos.

A 1992 graduate of New Hampshire, Perry enjoyed a standout career as a football and basketball player for the Wildcats. He was a four-year starter in football, served as team captain as a senior, and was a two-time All-Yankee Conference selection while setting several receiving records.

Perry and his wife, Jen, have three children, Caitlin, John, and Elizabeth.

PERRY'S COACHING LEDGER

2014-15:	Tight Ends, Houston Texans
2013:	Passing Game Coordinator/Quarterbacks, Delaware
2008-12:	Head Coach, Merrimack College
2007:	Associate Head Coach/Quarterbacks, New Hampshire
2006:	Offensive Coordinator, Hofstra
2005:	Associate Head Coach/Quarterbacks, Georgetown
1999-2004:	Offensive Coordinator, Dartmouth
1997-98:	Wide Receivers/Recruiting Coordinator, New Hampshire
1994-96:	Wide Receivers, Brown
1993:	Running Backs, Northeastern





ANTHONY PLEASANT

DEFENSIVE ASSISTANT

SECOND SEASON WITH TEXANS/FIFTH NFL SEASON

Anthony Pleasant is in his first season as defensive assistant with the Houston Texans after serving as assistant strength and conditioning coach in 2014.

Pleasant came to Houston from Kansas City, where he was defensive line coach from 2010-2012. He served an NFL Minority Coaching Fellowship with the Chiefs in 2009, working closely with the club's defensive ends, before being promoted to his role as defensive line coach.

In his three seasons overseeing the defensive line, the Chiefs defensive front accounted for 25.5 sacks and 71 quarterback pressures.

Pleasant owns 14 seasons of NFL playing experience as a defensive lineman, seeing duty in 202 regular season games (156 starts) with Cleveland (1990-95), Baltimore (1996), Atlanta (1997), the New York Jets (1998-99), San Francisco (2000) and New England (2001-03). He is one of just five active NFL assistant coaches to own 200-or-more games of playing experience.

It was during his tenure as a player with the Jets that Pleasant began his association with current Texans defensive coordinator Romeo Crennel, who served as the team's defensive line coach. He finished his career with 598 tackles (407 solo), 58.0 sacks (-339.5 yards), two interceptions, 13 forced fumbles and three fumble recoveries.

The Century, Fla., native started seven career playoff games, owning Super Bowl XXXVI and XXXVIII rings from his tenure with New England. Pleasant produced 26 tackles (25 solo), a sack and a pass defended in the postseason. He originally entered the NFL as a third-round pick (73rd overall) of Cleveland in the 1990 NFL Draft.

Pleasant was a three-year letterman at Tennessee State, recording 140 tackles (88 solo), 32.0 tackles for loss, 21.0 sacks, two fumble recoveries, two forced fumbles and five passes defended. He joined a long line of Tennessee State defensive ends to earn Pro Bowl honors in the NFL, including Richard Dent, Claude Humphrey and Ed "Too Tall" Jones. Pleasant earned All-Ohio Valley Conference accolades as a senior. He was an all-state performer as a defensive lineman at Century High School, where he also played basketball and baseball.

PLEASANT'S COACHING LEDGER

- 2015: Defensive Assistant, Houston Texans
- 2014: Assistant Strength and Conditioning, Houston Texans
- 2010-12: Defensive Line, Kansas City Chiefs



MIKE VRABEL

LINEBACKERS

SECOND SEASON WITH TEXANS/SECOND NFL SEASON

Mike Vrabel is in his second season as linebackers coach with the Houston Texans.

In 2014, the Texans saw their linebackers make significant improvements under Vrabel. Brian Cushing led the way with 72 tackles, nine quarterback hits, a sack, and a forced fumble in 14 games played. Additionally, in his third year in the league, Whitney Mercilus recorded career highs of 50 tackles and nine tackles for loss. He also tied a career-best with two forced fumbles.

Under Vrabel, veteran linebacker Mike Mohamed put together the best year of his career, setting career highs with 59 tackles, an interception, six passes defended, a quarterback hit and two tackles for loss.

Vrabel came to Houston from Ohio State, where he served as defensive line coach for the 2012-13 seasons after starting his coaching career in role of linebackers coach for the Buckeyes in 2011.

In 2012, Vrabel coached four Ohio State defensive linemen who were either drafted into the NFL or signed free agents contracts. Johnathan Hankins was a second-round draft pick of the New York Giants. John Simon was a fourth-round pick of the Baltimore Ravens after a senior season where he was named the Big Ten's Defensive Player of the Year and Defensive Lineman of the Year.

Vrabel's talents as a recruiter earned him a national top 25 recruiter honor in 2013 from Rivals.com and in 2012, he was named the ESPN.com Big Ten Recruiter of the Year.

The Akron, Ohio, native embarked on what would become a distinguished NFL career with three teams following his Ohio State playing days. It was a profes-

sional career that saw him a part of the New England Patriots' dynamic run of three Super Bowls in four years (2001, 2003, 2004). In 2007, as a member of the Patriots, he was named to the Pro Bowl and a month later was named All-Pro.

On top of these accomplishments, Vrabel's professional career included 14 seasons, a total of 206 games (140 starts) played with Pittsburgh, New England and Kansas City, and 57.0 sacks, 11 interceptions, 20 forced fumbles and 12 touchdowns receiving (as a tight end), including two in Super Bowls.

Selected in the third round of the 1997 NFL Draft by Pittsburgh, Vrabel spent four years with the Steelers, a starter for eight seasons with the Patriots and spent the last two years with Kansas City.

Vrabel, who has his degree from Ohio State in exercise science, was a dominant performer for the Buckeyes while earning back-to-back All-American honors and twice being named Big Ten Conference Defensive Lineman of the Year (1995 and 1996). He was the first to win the lineman award two times.

Vrabel attended Walsh Jesuit High School in Akron. He and his wife, Jennifer, are the parents of two sons, Tyler and Carter.

VRABEL'S COACHING LEDGER

2014-15: Linebackers, Houston Texans

2012-13: Defensive Line, Ohio State

2011: Linebackers, Ohio State



CRAIG FITZGERALD

HEAD STRENGTH AND CONDITIONING

SECOND SEASON WITH TEXANS/SECOND NFL SEASON

Craig Fitzgerald is in his second season as head strength and conditioning coach with the Houston

Texans.

Fitzgerald served as Penn State's director of strength and conditioning from 2012-13 after spending the previous three seasons (2009-11) overseeing the University of South Carolina strength & conditioning program for football.

Prior to his time at South Carolina, Fitzgerald held the title of director of strength and conditioning at Harvard, where the football team won back-to-back Ivy League titles over his final two years. While at Harvard, he oversaw the training of all 41 NCAA teams, the largest number in the country.

Fitzgerald served as the assistant director of strength and conditioning at his alma mater, the University of Maryland, from 2000-05. At Maryland, he directed the training for men's basketball, men's lacrosse, women's volleyball, and wrestling while assisting the training for football.

He began his professional career at The Catholic University of America as its first director of strength and conditioning from 1997-99. He then logged a six-month stint as a graduate assistant at Arizona State University before returning to his alma mater.

A native of Philadelphia, Pa., Fitzgerald holds a double degree in political science and history from Maryland, graduating in 1997. He was a three-time letterwinner (1994-96) for the Terrapin football squad.

Fitzgerald is a certified strength and conditioning specialist through both the National Strength & Conditioning Association (NSCA) and through the Collegiate Strength & Conditioning Coaches Association (CSCCA).

In May 2010, Fitzgerald earned the certification of Master Strength and Conditioning Coach by the Collegiate Strength and Conditioning Coaches association (CSCCA), the highest honor given in the strength and conditioning coaching profession.

Fitzgerald and his wife, Mary, have three sons, Mac, Joe and Luke.

FITZGERALD'S COACHING LEDGER

- 2014-15: Head Strength and Conditioning, Houston Texans
- 2012-13: Director of Strength and Conditioning, Penn State
- 2009-11: Director of Football Strength and Conditioning, South Carolina
- 2005-09: Director of Strength and Conditioning, Harvard
- 2000-05: Assistant Director of Strength and Conditioning, Maryland
- 1999: Graduate Assistant Strength and Conditioning Coach, Arizona State
- 1997-99: Director of Strength and Conditioning, Catholic University



BRIAN BELL

ASSISTANT STRENGTH AND CONDITIONING

FIRST SEASON WITH TEXANS/FIRST NFL SEASON

Brian Bell enters his first season with the Houston Texans in 2015, where he will serve as assistant strength and conditioning coach.

Bell worked on Head Strength and Conditioning Coach Craig Fitzgerald's staff at Penn State from 2012-13. Prior to accepting his position with the Texans, Bell was co-owner of the Athletic Factory, a sports performance center in Bowie, Md. From 2011-12, Bell served as the head football strength and conditioning coach at his high school alma mater, DeMatha Catholic, in Hyattsville, Md.

Bell was a tight end and fullback at Kent State from 2002-06. In 2007, Bell signed with the Washington Redskins as an undrafted free agent and played on the team's practice squad.

BELL'S COACHING LEDGER

- 2015: Assistant Strength and Conditioning, Houston Texans
- 2012-13: Assistant Strength and Conditioning, Penn State
- 2011-12: Head Strength and Conditioning, DeMatha Catholic H.S.



SEAN HAYES

ASSISTANT STRENGTH AND CONDITIONING

SECOND SEASON WITH TEXANS/SECOND NFL SEASON

Sean Hayes is in his second season as assistant strength and conditioning coach with the Houston

Texans.

Hayes came to Houston from Penn State, where he served as the football team's assistant strength and conditioning coach under Craig Fitzgerald for the 2012-13 seasons.

Prior to Penn State, Hayes served as a graduate assistant football strength and conditioning coach at Jacksonville University from 2010-11. He was the varsity outside linebackers coach and junior varsity defensive coordinator in addition to assisting with the strength and conditioning program.

A native of Merritt Island, Fla., Hayes is a Harvard University graduate (2009) and played linebacker on the Crimson football team. As a senior, he garnered second

team All-Ivy League recognition. In the first six months of 2010, Hayes was a player/coach for the L'Hospitalet Pioneers of the European Football League, helping the team win the Spanish national championship (LNFA) and earn a top 10 ranking among all European teams.

HAYES' COACHING LEDGER

- 2014-15: Assistant Strength and Conditioning, Houston Texans
- 2012-13: Assistant Strength and Conditioning, Penn State
- 2010-11: Graduate Assistant Football Strength and Conditioning/Outside Linebackers, Jacksonville University
- 2010: Player/Coach, L'Hospitalet Pioneers (EFL)

TEXANS COACHES IN THE BIG GAME

Houston's coaching staff is stocked with coaches who have played, coached, or played and coached in the NFL's biggest game, the Super Bowl. They are listed below:

COACHED	TEAM	SUPER BOWLS	PLAYED	TEAM	SUPER BOWLS
Romeo Crennel, Spec. Tms	NY Giants	XXI#	Doug Colman, LB	Tennessee	XXXIV
Romeo Crennel, DL	NY Giants	XXV#	Mike Devlin, OL	Buffalo	XXVIII
Romeo Crennel, Def. Coord.	New England	XXXI, XXXVI#, XXXVIII#, XXXIX#	Anthony Pleasant, DE	New England	XXXVI*#
George Godsey, Off. Asst.	New England	XLVI	Mike Vrabel, LB	New England	XXXVI*#, XXXVIII*#, XXXIX*#, XLII*
Bob Ligashesky, TE/Spec. Tms	Pittsburgh	XLIII#			
Bill O'Brien, Off. Coord.	New England	XLVI			
Bill O'Brien, Off. Asst.	New England	XLII			

*Denotes starter; #Denotes winning team

- Denotes winning team





FOOTBALL OPERATIONS



BRIAN GAINE DIRECTOR OF PLAYER PERSONNEL

Brian Gaine enters his second season with the Houston Texans and first as director of player personnel. Gaine, who is in his 17th season in the NFL, will provide a supervisory and leadership role to both the pro and college scouting departments and the Texans player evaluation process, while continuing to direct the team's pro personnel operation.

He served as the club's director of pro personnel in 2014, where he supervised all pro player evaluation, the advance scouting process, free agency and the monitoring of player transactional movement in all professional leagues.

From 2008-13, Gaine worked in various leadership roles in the player personnel department for the Miami Dolphins. From June 2012 to January 2014, he served as the assistant general manager, working directly with team management overseeing player personnel operations, and in the player evaluation process at both the collegiate and professional levels.

From April 2011 to June 2012, he functioned as the Dolphins' director of player personnel, working closely with the general manager on all player evaluation and provided supervision of both the pro and college scouting departments. Gaine began his career with the Dolphins as the assistant director of player personnel in January 2008, and held that position until March 2011. In that role, Gaine was responsible for directing the pro scouting operation, including player evaluations on all levels of professional football, advance scouting, free agency and tracking player movement, while also participating in the evaluation process of collegiate prospects in preparation for the NFL Draft.

Prior to his arrival in Miami, Gaine spent the previous three seasons as the Dallas Cowboys' assistant director of pro scouting (2005-07), where he worked with former Dolphins Executive Vice President and Hall of Famer Bill Parcells (2005-06). Gaine contributed to the Cowboys' evaluation process by managing the pro scouting department and evaluating players and rosters from the NFL and all levels of pro football. His additional responsibilities included advance scouting, free agency preparation, tracking pro player transactions and directing the development of the Cowboys pro scouting database.

Gaine went to Dallas after spending six years (1999-2004) in the New York Jets' scouting department. He served as the assistant director of pro scouting in 2004 and was a pro scout from 2001-03, with duties that included pro player evaluation, advance scouting, and scouting of players in other professional leagues. In 2000, Gaine was the Jets' manager of pro player development/NFC and he began his personnel career as a scouting assistant in the Jets' college scouting department in 1999.

Prior to joining the Jets in a front office capacity, Gaine served as a member of the team's practice squad in 1996, followed by a season with the New York Giants practice squad in 1997. He then signed and spent the 1998 off-season with the Kansas City Chiefs, but was waived prior to the start of training camp.

Gaine attended the University of Maine from 1991-95 where he played tight end. He served as the Black Bears' captain his senior season and earned his degree in public administration. Gaine grew up in Pearl River, N.Y., and attended Don Bosco Prep High School in Ramsey, N.J. He and his wife, Tricia, have a daughter, Kelsey, and sons, Ryan, Connor and Liam.



BOBBY GRIER SENIOR PERSONNEL ADVISOR

Bobby Grier is in his fourth season as senior personnel advisor for the Houston Texans after serving as the team's associate director of pro personnel from 2000-11. He is one of a handful of people to work for the Texans from the very start of the franchise. Grier previously held the title of vice president/player personnel for the New England Patriots.

Grier spent 18 years as a player personnel executive and coach with the Patriots, serving in his vice president role for more than four years. In that capacity, he was responsible for overseeing all aspects of New England's

pro and college scouting departments, player evaluations, free agency, and the annual NFL Draft. From 1995 until he joined the Texans, Grier served as New England's director of player personnel.

From 1985-92, Grier was New England's running backs coach, working under three different head coaches (Raymond Berry, Rod Rust and Dick MacPherson). The 1985 squad captured the franchise's first AFC championship before losing to the Chicago Bears in Super Bowl XX. That season, Grier's backs gained 2,331 rushing yards, including 1,227 by Houston native Craig James. Grier was a college scout for New England from

BOBBY GRIER

1982-84. His first NFL position came in New England in 1981 when he was the running backs coach under Ron Erhardt.

Grier spent 1978-80 as running backs coach at Boston College under Ed Chlebek, helping the team improve from 0-11 to 7-4. Grier's initial college coaching post came at Eastern Michigan, where he coached the running backs for George Mans and then Chlebek from 1974-77. From 1970-73, Grier was the head coach at Detroit's Martin Luther King High School. Grier's first coaching assignment came as an assistant at Kettering (Mich.) High School from 1966-69.

Grier is a native of Detroit. He holds a bachelor's of science degree in physical education from Iowa, where he was a three-year starter at running back as well as a two-time honorable mention All-Big Ten selection. As a senior, Grier led the Hawkeyes in rushing. Grier has two sons, both of whom are involved in professional sports. His oldest son, Chris, is the director of college scouting for the Miami Dolphins and his son, Michael, played 15 seasons in the NHL for Edmonton, Washington, Buffalo and San Jose.

Bobby Grier resides in Houston.



JON CARR DIRECTOR OF COLLEGE SCOUTING

Jon Carr is in his ninth season with the Houston Texans and first as the director of college scouting. He spent eight years as a college scout and three as a national scout before taking over as director. Prior to joining the Texans, Carr coached wide receivers at the University of Toledo from 2005-06 and helped the Rockets win the 2005 GMAC Bowl.

Before joining Toledo's staff, Carr was offensive coordinator at Eastern Illinois from 2003-04. He began his collegiate coaching career at Tennessee State in 1997, working with tight ends, wide receivers and quarterbacks, and was promoted to offensive coordinator in 2000. In 2001, Carr's offense ranked third in I-AA (NCAA FCS) passing (302 yards per game), sixth in total offense (465 yards per game) and 14th

in scoring (35.4 points per game). He also participated in the 2006 NCAA Expert Coach's Academy in Miami and the NFL Stanford Program for Managers at the Stanford Graduate School of Business in 2012.

During the summer of 2002, Carr was a member of the Oakland Raiders' preseason coaching staff as part of the NFL's Minority Internship Program. He has also worked with the National Football League Properties as the program coordinator for Chicago and Detroit summer youth inner-city football camps.

Carr was a quarterback at Southeast Missouri State from 1987-89 before he transferred to Purdue, where he earned a degree in law and society in 1991.

Carr has one son, Corbyn, and he and his wife, Shenikwa, are parents of two girls, Kennedy and Kayla.



LARRY WRIGHT ASSISTANT DIRECTOR OF PRO PERSONNEL

Larry Wright Jr. enters his sixth season with the Houston Texans and second as assistant director of pro personnel. He is responsible for evaluating players on the Texans roster, other NFL rosters, street free agents, as well as players in the Arena Football League and Canadian Football League. He also works on advance scouting of Texans opponents.

Wright was first hired by the Texans in May 2010. From 2007-09, Wright was assistant director of pro personnel with the Jacksonville Jaguars after serving as a pro scout with the team from 2004-07. He began his NFL career as a scouting assistant with Jacksonville in 2003. Wright spent 2009 coaching running backs at West

Monroe High in West Monroe, La.

Wright was the head coach at Ringgold (La.) High School from 2001-02, and was a graduate assistant at Grambling State University in 2000, where he coached running backs while earning his master's degree in sport administration. In the summer of 2000, he was a scouting intern with the Baltimore Ravens and a volunteer strength and conditioning coach for the Grambling basketball team.

Wright earned a degree in sociology at Louisiana Tech, where he was a three-year letterman and team captain in his senior season. He and his wife, Vincincia, have two daughters and one son, Victoria, Lauryn, and Larry III.



TOLU LASAKI PRO SCOUT

Tolu Lasaki enters his first season with the Houston Texans in 2015, where he will serve as a pro scout.

Lasaki is responsible for tracking and evaluating players around the NFL and other professional leagues. He also does advance scouting of Texans opponents, assists with the team's free agent workouts, and does college cross-evaluations for the NFL Draft.

Before joining the Texans, Lasaki served as a player personnel assistant with the Baltimore Ravens (2009-15). He worked in both pro and college scouting, and was a part of the staff that won Super Bowl XLVII.

From 2005-08, Lasaki worked as a graduate assistant at Southern Methodist University for head coaches Phil Bennett and June Jones. In 2006, he earned his master's of business administration from SMU.

Lasaki spent two seasons as the cornerbacks coach for the Colorado School of Mines (2002-04) after playing there and graduating with a degree in engineering. As a four-year letterman at CSM, Lasaki was the team's Defensive Player of the Year in 2001 and was named second team All-Rocky Mountain Athletic Conference.

Born just outside of Denver, Colo., Lasaki now lives in Houston.



MOZIQUE McCURTIS PRO SCOUT

Moziq McCurtis enters his second season as pro scout for the Houston Texans. He joined the Texans staff as a player personnel scout in 2012 after serving as a pro scouting assistant for the Texans from 2010-11.

He is responsible for evaluating players on the Texans roster, other NFL rosters, street free agents, as well as players in the Arena Football League and Canadian Football League. He also works on advance scouting of Texans opponents.

Prior to joining the Texans in 2010, McCurtis was a pro scouting assistant for the Seattle Seahawks.

McCurtis was a three-year letterman as a defensive back at the University of Southern California, where he helped the team win three conference titles and two Rose Bowl titles while playing for current Seattle Seahawks Head Coach Pete Carroll. He graduated from USC in 2008 with a degree in history.

McCurtis, a San Diego native, resides in Austin.



ED LAMBERT NATIONAL SCOUT

Ed Lambert is in his ninth season with the Houston Texans as a scout. Lambert is a 29-year veteran of the college and professional coaching ranks who spent five years as a college scout with the Denver Broncos before joining the Texans in 2007.

Lambert coached 10 seasons at Vanderbilt, including the 1997 season as offensive coordinator. He coached quarterbacks and running backs at Baylor, helping lead the Bears to the 1991 Copper Bowl. In addition, Lambert coached at the University of New Mexico, Iowa State, California, Howard University and Boise State University. In his final season at Boise State, the

Broncos won the NCAA Division I-AA national championship.

Lambert coached running backs for two seasons in the USFL with the Los Angeles Express and has had NFL coaching fellowships in training camp with the Philadelphia Eagles, Atlanta Falcons and Seattle Seahawks.

Lambert was born in Beaumont, Texas. He earned his bachelor's degree in physical education from San Jose State University in 1972.

The Lamberts have two sons, Michael and Lamar, as well as a daughter, Charisse. Lambert also has five grandchildren: Kalen, Ajayia, Turon, Mikayla and Saniya.



MIKE MARTIN NATIONAL SCOUT

Mike Martin scouts the Southeast region for the Houston Texans. He was hired by the Texans in the spring of 2007 as a college scout after spending the previous four seasons with the Tampa Bay Buccaneers personnel department.

Martin joined the Buccaneers as a pro personnel assistant in 2003 before moving to pro scouting in 2004. He spent his last two seasons in Tampa Bay as the national combine scout. Martin started his career in the NFL as an intern with the Tennessee Titans in 2002.

Martin was a four-year letterman at Vanderbilt University (1999-2002), playing defensive back and on special teams. He was also a finalist for the 2003 Male SEC Scholar-Athlete of the Year. Martin graduated cum laude from Vanderbilt in 2002 with a bachelor's of science in human and organizational developmental studies. He also earned his master's degree in organizational leadership in 2003.

He and wife, Cari, reside in Germantown, Md. with their son, Maddon, and daughter, Malone.



BOB BEERS COLLEGE SCOUT

Bob Beers re-joined the Houston Texans scouting staff in June 2012 following a two-year stint as the offensive line coach at the University of Montana, his alma mater. From 2007-10, Beers served as the Texans' western regional scout and reassumed those duties when he re-joined the organization. He is in his seventh season with the Texans.

Prior to his first tenure with the Texans, Beers was a college scout for the Detroit Lions from 2003-06 and spent eight years as a college scout with the Denver Broncos from 1995-02, helping the franchise win two World Championships.

Beers has coached in the high school, college and professional ranks for the better part of the last four decades. In addition to coaching the offensive line at Montana from 2009-10, he served as head coach for the Colorado Crush of the Arena Football League in 2003. He was the offensive coordinator for the then-World League (NFL Europe) Amsterdam Admirals, helping them to a 9-1 regular season record and World Bowl appearance in 1995.

Beers was named conference coach of the year after claiming a pair of conference titles in his two seasons as head coach and athletic director at Western

Montana College (1993-94). He got his first taste of the professional coaching ranks from 1991-93 as the offensive coordinator for the Frankfurt Galaxy of the World League under Head Coach Jack Elway.

Beers was Montana's assistant head coach working with the offensive line from 1986-90. He coached in the prep ranks from 1977-85 in Montana and Oregon and took his first collegiate coaching job at Montana in 1970. Beers then moved on to Montana Tech, where he served as the defensive coordinator from 1972-73.

As a linebacker at Montana, Beers earned All-America honors and graduated in 1970 with a degree in history and health, physical education. Beers was the inaugural recipient of UM's Golden Helmet Award (team's hardest hitter) in 1967. In October 2009, he and his teammates from UM's undefeated teams of 1968 and 1969 were inducted into the Grizzly Sports Hall of Fame.

Bob and his wife, Janelle, have three children, son Bobby, and two daughters, Cari, a principal in Eureka, Mont., and Joey, a recent graduate of UM. Bobby is the athletic director at Rocky Mountain College in Billings and a former Denver Broncos scout. They have three granddaughters: Milynn, Megan, and Emily, and a new grandson, Robert John (RJ).



RYAN CAVANAUGH **COLLEGE SCOUT**

Ryan Cavanaugh was hired by the Houston Texans in the spring of 2009 as an area scout and covers the Northeast and Midwest for Houston.

Cavanaugh spent eight seasons with the Indianapolis Colts' scouting department, including six as an area scout. He joined the Colts organization in January 2001 after spending the 2000 minicamp and

training camp in the club's operations department. He graduated from Appalachian State in December 2000 with a bachelor's degree in commercial recreation management.

Cavanaugh was born in Raleigh, N.C. He is married to the former Melissa Anne Searls of Greensboro, N.C., where they reside with their daughters, Mallory Anne and Samantha Lee.



ROB KISIEL **COLLEGE SCOUT**

Rob Kisiel re-joined the Houston Texans in 2012 as a college scout after spending five years as the director of operations for BLESTO. He previously worked in the Texans personnel department for seven years as a scouting administrator (2000-01), college scout (2002-03) and pro scout (2004-07).

Kisiel was tabbed as BLESTO's director of operations in 2007, replacing legendary scout Jack Butler and helping lead the scouting service's move to Jacksonville, Fla. from Pittsburgh, Pa.

Kisiel first came to the Texans after serving as the draft

room coordinator for the Washington Redskins from August 1999 through April 2000. He got his start in the NFL as a training camp intern from 1995-97 with the Redskins before serving as a scouting intern with the team from July 1998 until June 1999. In addition, Kisiel interned for the World League's London Monarchs during the 1997 season and was a labor relations intern at the NFL Management Council in 1999.

Kisiel grew up in Clearwater, Fla. He earned his bachelor's degree in business communications from Florida State, where he served as a student assistant for Head Coach Bobby Bowden in the football office for four years.



BOB MERRITT **COLLEGE SCOUT**

Bob Merritt joined the Houston Texans as a college scout in the spring of 2007. He is in his ninth season with the team and 13th season overall in the NFL. Merritt scouts the Midwest region for the Texans.

Prior to joining the Texans, Merritt spent four seasons with the Detroit Lions, beginning as an intern in 2003 and advancing to a scouting assistant in 2004 and the Lions' BLESTO scout in the 2005 season.

Merritt, from Temperance, Mich., played outside linebacker at Adrian College, where he graduated with a

bachelor's degree in criminal justice in December 1993. He served in the Air Force from February 1994 until April 1996.

Merritt was a graduate assistant football coach at the University of Toledo in 1998 while earning a master's degree in liberal studies education. Between 1999 and 2003, Merritt coached at the University of Findlay, Bedford High School, New Jersey City University, and Tiffin University.

Bob and his wife, Kavita, reside in Kingwood, Texas with their daughter, Leela, who was born in December 2014.



NATHAN TROTT COLLEGE SCOUT

Nathan Trott is in his ninth year with the Houston Texans and seventh as a college scout, covering the Southwest region and cross-checking the West Coast. Trott previously served as the pro scouting intern for the Texans during the 2007 and 2008 seasons.

Trott grew up around the game with his father, Bob Trott, being a long-time coach in both the NFL and col-

lege ranks. Nathan served as an intern with the Cleveland Browns during the summers of 2005 and 2006, assisting in youth development, the equipment room and coaching.

Trott played cornerback for Elon University from 2003-07, where he earned his degree in sports management.

Originally from Fayetteville, Ark., Trott resides in Phoenix, Ariz.

CHRIS BLANCO PLAYER PERSONNEL SCOUT

Chris Blanco enters his second season as a player personnel scout with the Houston Texans. Blanco had served as the interim pro scout from February to May 2014 after serving as the pro personnel intern since June 2012. He is responsible for evaluating players on NFL rosters, free agents and college prospects across the country.

Blanco was a two-year starter as a cornerback at Dartmouth College from 2003-07 where he earned his degree in so-

ciology. In addition to playing football for the Big Green, Blanco was also a member of the Dartmouth boxing team.

Blanco is also a graduate of the University of Iowa College of Law, where he was the co-founder and co-president of the Sports Law Society and served as a recruiting intern for the Hawkeyes football team.

Blanco, a native of La Mirada, Calif., resides in Houston.



MATTHEW JANSEN COORDINATOR OF COLLEGE SCOUTING

Matt Jansen joined the Houston Texans as the college scouting coordinator on January 22, 2015.

Jansen works with Director of College Scouting Jon Carr and Director of Player Personnel Brian Gaine on the day-to-day operations of the college scouting department, which includes preparing for College All-Star Games, the NFL Combine and the NFL Draft. Jansen also evaluates college players, visits schools to see prospects, and attends pro days across the country. He organizes the Texans' local workout with top college prospects from the Houston area, and schedules the team's college player visits during the month of April.

For the last two seasons (2013-14), Jansen served as a player personnel assistant with the Baltimore Ravens. In Baltimore, he had responsibilities in both pro personnel and college scouting. As a player personnel assistant, he worked on scouting advances of upcoming opponents and evaluated street free agents. He also scouted pro teams, evaluated players on other rosters, and kept track of any player movement throughout the league.

While with the Ravens, Jansen also visited schools to evaluate college prospects, organized the local area workout for top college players, and attended numerous pro days. The Ravens made the playoffs in Jansen's sec-

ond season with the club (10-6), after going 8-8 in his first year there.

Jansen started with the Texans as a college scouting intern in 2011 under current New York Jets General Manager and former Texans College Scouting Director Mike Maccagnan. Jansen was in Houston for the two division championship years (2011, 2012) doing various projects in both college scouting and pro personnel, along with weekly special teams evaluations and game recaps of the Texans roster. Additionally, Jansen maintained quality control of the Texans scouting database, and made point of attack tapes on college prospects for review in draft meetings.

Jansen is a 2011 graduate of Texas Tech University with a degree in exercise and sports sciences. Jansen did a Football Operations training camp internship with the Texans in the summer of 2008. While at Texas Tech, he also spent five seasons as a student-coach, working with the Red Raiders defensive staff. In those five years, Texas Tech compiled a 45-20 record, including four Bowl Game victories, a share of the 2008 Big 12 South Division Championship, and three victories over top 10 teams.

Jansen is from Cypress, Texas, graduating from Langham Creek High School in 2006. He is single and currently lives in Houston.





GEOFF KAPLAN

DIRECTOR OF SPORTS MEDICINE/HEAD ATHLETIC TRAINER

Geoff Kaplan is in his seventh season as the Houston Texans director of sports medicine/head athletic trainer after spending the previous 14 seasons with the Tennessee Titans/Houston Oilers as an assistant athletic trainer. The 2015 season marks Kaplan's 23rd in the NFL.

Kaplan and his staff were recognized by the Pro Football Athletic Trainers Society as the 2013 Athletic Training Staff of the Year, an annual award voted on by all NFL athletic trainers. It was the second time Kaplan has won the award, first doing so following the 2000 season as a member of the Tennessee Titans training staff.

Kaplan joined the Houston Oilers full-time in 1995 after serving as a season-long intern in 1994. Prior to joining the Oilers, Kaplan was a season-long intern with the Green Bay Packers in 1993.

A native of Parsippany, N.J., Kaplan earned his degree

in physical therapy and a certificate in athletic training from the University of Wisconsin-Madison. He continued his education by becoming a certified strength and conditioning specialist in 1997, and completed his master's degree from Tennessee State University in the summer of 2003.

In 2005, Kaplan was certified as a clinical specialist in sports physical therapy by the American Board of Physical Therapy Specialists. Kaplan frequently lectures on a variety of sports medicine topics, including the rehabilitation of athletic injuries to local and national organizations, hospitals and universities.

Kaplan has continued to advance his education, becoming certified in Graston soft tissue mobilization (2009) and Functional Dry Needling (2013).

Geoff and his wife, Shelly, have two sons, Everett and Sawyer. They reside in Missouri City, Texas.



ROLAND RAMIREZ

COORDINATOR OF REHABILITATION/ ASSISTANT ATHLETIC TRAINER

Roland Ramirez is in his eighth season as the coordinator of rehabilitation/assistant athletic trainer with the Texans. Before joining the Texans, he held the same position with the Atlanta Falcons during the 2007 season, and served as a contract athletic trainer for the Tennessee Titans during the 2005 and 2006 seasons. Ramirez also served as an assistant athletic trainer for the Nashville Kats Arena Football team (AFL) during the 2006 season.

In 2013, Ramirez and the Texans sports medicine staff were recognized by the Pro Football Athletic Trainers Society as the Athletic Training Staff of the Year, an annual award voted on by all NFL athletic trainers.

Prior to entering the ranks of the NFL, Ramirez worked as a physical therapist in an orthopedic and sports medicine clinic while completing his graduate work in athletic training. He earned a dual masters degree in

physical therapy and athletic training from the Texas Tech University Health Sciences Center in 2004 and 2005, respectively. Ramirez completed his undergraduate work at Texas Tech, where he played football from 1998-99.

As a graduate student, Ramirez served as an athletic trainer for the baseball teams at Wayland Baptist University and Lubbock Christian University. He also worked with the Texas Tech football team during the 2004 season, and served as an intern strength and conditioning coach prior to the 2004 season.

Ramirez is board certified as a clinical specialist in sports physical therapy by the American Board of Physical Therapy Specialists. He also holds a certification as a strength and conditioning specialist and is a member of the NATA, APTA, NSCA, and PFATS.

Ramirez and his wife, Misty, live in Missouri City, Texas with their two children, Kade and Tessa.



A.J. VAN VALKENBURGH ASSISTANT ATHLETIC TRAINER

A.J. Van Valkenburgh was named assistant athletic trainer on May 1, 2012 and is in his sixth season with the Texans. Van Valkenburgh served the 2010 and 2011 seasons as an athletic training intern.

In 2013, Van Valkenburgh and the Texans sports medicine staff were recognized by the Pro Football Athletic Trainers Society as the Athletic Training Staff of the Year, an annual award voted on by all NFL trainers.

Prior to joining the Texans in May 2010, Van Valkenburgh built up a wealth of experience in a variety of roles, including eight years as a combat medic for the Texas Army National Guard from 1998-2006. Van Valkenburgh gained his first NFL experience in 2009 with the New England Patriots as a training camp intern while he was a graduate student at Stephen F. Austin State University. From 2008-10, Van Valkenburgh was a graduate student athletic trainer at SFA and worked for the U.S. Regional Physical Therapy Clinic, where he served as a clinical outreach athletic trainer for Lufkin-area high school and junior college sporting events.

Van Valkenburgh was the head athletic trainer at Carthage High School and Panola College in Carthage, Texas from 2006-08. He worked as a student athletic

trainer at Sam Houston State University in Huntsville, Texas from 2002-04 and spent the summer of 2004 and 2005 as an athletic training intern at the University of San Diego.

Van Valkenburgh earned a master's degree in athletic training from SFA in 2010 and earned a bachelor's degree in kinesiology from Sam Houston State in December 2004. He holds certifications from the National Athletic Trainers Board of Certification, the Texas Advisory Board of Athletic Trainers as a licensed athletic trainer and the National Academy of Sports Medicine as a Performance Enhancement Specialist. Van Valkenburgh holds several certifications: as a Level I functional movement specialist, Y-Balance certified, First-Aid/CPR/AED certified by the American Heart Association, Graston Level I certified and is also certified as a kinesiotope practitioner as well as a dry needling practitioner. He is a member of the National Athletic Trainers Association, the Southwest Athletic Trainers Association, the Texas State Athletic Trainers Association and the National Academy of Sports Medicine.

Van Valkenburgh and his wife, Coy, live in Pearland, Texas with their son, Kannon, and daughter, Reece Adyson.



TRAVIS TURNER ASSISTANT ATHLETIC TRAINER

Travis Turner is in his first season as assistant athletic trainer for the Houston Texans after serving as an intern for the previous two years (2013-14).

Turner assists Director of Sports Medicine/Head Athletic Trainer Geoff Kaplan with all athletic training operations. He supervises the staff's numerous interns, manages inventory, and deals with ordering new supplies. Turner also assists with rehab, assessment, taping, and the treatment of athletic injuries.

In 2013, Turner and the Texans sports medicine staff were recognized by the Pro Football Athletic Trainers Society as the Athletic Training Staff of the Year, an annual award voted on by all NFL athletic trainers.

Before joining the Texans in 2013, Turner was an in-

tern with the St. Louis Rams during the 2012 season and a graduate assistant at West Virginia University from 2010-12. In 2012, he was named Most Outstanding Graduate Assistant Athletic Trainer for his work with the Mountaineers.

He started as a graduate assistant at HealthWorks Rehab and Fitness from 2010-12.

Turner earned a degree in athletic training as a student at Texas Lutheran University (2006-10). In 2015, he was recognized as a distinguished young alumni by TLU. He later earned a master's degree in athletic training from WVU.

Turner, a native of La Vernia, TX, lives in Houston and is the son of Frank and Nancy Turner. He has two brothers, Dustin and Chance.



TIM BROG DIRECTOR OF VIDEO OPERATIONS

Tim Brog is in his first season as the director of video operations for the Houston Texans after serving as the assistant director of video operations for the previous four years.

He began his tenure as an intern with the Texans in July 2008. Brog was then hired as a video operations assistant in June 2009 before becoming assistant director in August 2011. The 2015 season will mark Brog's eighth year with the team.

Prior to joining the Texans, Brog was the video coordinator for the Grand Rapids Rampage of the Arena Football League in his home state of Michigan during the 2008 season.

Brog is a graduate of Grand Valley State University, where he earned his bachelor's degree in broadcasting in 2008. While a student, Brog worked at WOOD-TV 8 in Grand Rapids, Mich. in the sports department, filming high school and college athletic events.

Brog is from Middleville, Mich. and graduated from Thornapple-Kellogg High School. He is married to Bianca Brog and resides in Houston.

DUSTIN KADRI ASSISTANT DIRECTOR OF VIDEO OPERATIONS

Dustin Kadri enters his first season as assistant director of video operations for the Houston Texans. Kadri is primarily responsible for importing practice and game film into the team's video system.

Prior to joining the Texans, Kadri was a support manager and developer for DVSPORT. From 2011-13, Kadri was the director of video operations for the University of Southern Mississippi football team.

Kadri spent one year as a video intern for the Pittsburgh Steelers (2009) and one year with the Arizona Cardinals (2010). With both teams, he was responsible for importing practice film and managed the still-shot machine on game days.

Kadri graduated from Miami University in Oxford, Ohio with a bachelor's of science degree in management and organizations. Originally from Zanesville, Ohio, he currently resides in Houston.



TY LYNCH VIDEO OPERATIONS ASSISTANT

Ty Lynch is in his first season as video operations assistant with the Houston Texans. He assists coaches, players and staff in all aspects of video operations, including filming, editing, and updating equipment. Lynch also works closely with college scouts during the NFL Draft to help with their video needs.

Lynch served as a video operations intern with the Texans from 2012-15. He also worked as a football operations training camp intern in July 2012.

Lynch attended Concord University on a football scholarship and earned a degree in business administration with an emphasis in marketing. He was a three-year starter for the Concord football team and served as team captain during his last season.

Lynch was born in Woodbridge, Va. where he was a three-year starter and captain for the Hylton High School football team. Lynch also won a District Championship in wrestling his senior year.



MIKE PARSON DIRECTOR OF EQUIPMENT SERVICES

Mike Parson is in his first season as director of equipment services for the Houston Texans after serving seven years as equipment assistant.

Parson joined the Texans equipment staff in 2008 after several internships with the New Orleans Saints and five years of experience at the collegiate level.

Parson worked minicamps and training camps for the Saints in 2001-02 and worked the full season with the team in 2005. That year, the staff overcame extraordinary challenges in the forced evacuation from New Orleans due to Hurricane Katrina. After departing New Orleans, the club's base of operation moved three times, including a last stop at a high school baseball stadium

in San Antonio. The staff was awarded the Whitey Zimmerman Memorial Award, given annually to the NFL equipment staff that exceeds the usual demands of the position with excellent service.

Parson was the equipment manager for four years at the University of New Orleans, where he oversaw the equipment operations for the entire athletic department. He was also equipment manager for Benedict College during the 2003 season.

Parson, a 2003 graduate of Mississippi State University with a bachelor's degree in physical education, was born in Vicksburg, Miss. and resides in Houston.



CHRISTIAN SNELL EQUIPMENT SERVICES COORDINATOR

Christian Snell is in his first season as equipment services coordinator with the Houston Texans after serving as the equipment services assistant for nearly a decade. He first joined the Texans in 2005.

Before joining the Texans, Snell spent two years as the equipment intern for the New York Jets. In addition to his work with the Jets, Snell served as the assistant equipment manager for the Hamburg Sea Devils of NFL

Europe in the spring of 2005.

Snell was the head football student manager for the Iowa Hawkeyes during his undergraduate days in Iowa City. He earned a bachelor's degree in journalism and mass communications from Iowa with a minor in sports studies.

Originally from Nora Springs, Iowa, Snell and his wife, Katie, live in Houston.



KYLE KAMAU EQUIPMENT SERVICES ASSISTANT

Kyle Kamau is in his first season as equipment services assistant with the Houston Texans. He is in charge of fitting and maintaining the players'

helmets and shoulder pads as well as facilitating team practices by setting up drills and spotting balls.

Kamau also served as an equipment staff intern for the Texans in 2012. From 2013-14, Kamau was an assistant equipment manager for the Philadelphia Eagles for two seasons.

Kamau graduated from the University of Hawai'i at Manoa where he studied sociology. As a student at Hawai'i, he served as the football team's equipment manager.

Originally from El Cajon, Calif., Kamau and his fiancée, Nicki Allen, currently live in Pearland, Texas. He has one brother, Brad, and his parents are Keoki and Barbara. Keoki was an athletic trainer in the NFL for 18 years with the Washington Redskins and San Diego Chargers.



EMMETT BAYLOR III DIRECTOR OF SECURITY

Emmett Baylor is in his fourth season as director of security for the Houston Texans. Baylor is responsible for directing and overseeing all security

matters throughout the organization with an emphasis on football operations front office staff, players and personnel.

Baylor joined the Texans in 2012 after serving 10 years with the Federal Air Marshal Service where he was assigned to the Detroit Field Office, serving as a Federal Air Marshal, Acting Supervisory Federal Air Marshal, and back-up Supervisor. Baylor was promoted to Supervisory Federal Air Marshal in October 2004 and held the positions of Squad Supervisory Federal Air Marshal, Administrative Supervisory Federal Air Marshal, Airport Supervisory Federal Air Marshal and Recruiting Supervisory Federal Air Marshal. In February 2006, Baylor served as the TSA Event Manager for Super Bowl XL, held in Detroit, Mich. He was promoted to Assistant Supervisory Air Marshal in Charge (ASAC) in March 2007. Assigned to the Houston Field Office, he then oversaw the management of the Operations Section, the Training Section, the Airport Liaison Section, the Administrative Section, the Visible Intermodal Protection and Response (VIPR) Teams and seven Federal Air Marshal Squads.

Prior to joining the Federal Air Marshal Service, Baylor began his professional career with the Bureau of Alcohol, Tobacco and Firearms (ATF). He accepted an appointment as a Special Agent in 1987 and conducted criminal and background investigations, undercover assignments and participated in surveillance operations. During his tenure with ATF, Baylor was a member of the Special Re-

sponse Team (SRT), which conducted high-risk operations such as search and arrest warrants. Baylor also served as a recruiter for ATF.

After serving six years with ATF, Baylor was appointed to the position of Second Deputy Chief with the Detroit Police Department, serving as the commanding officer of the Community Policing Division. He was responsible for the operations of the Police Athletic League (PAL), the Police Reserves, the Chaplain Corps, the Crime Prevention Section, the Junior Police Cadets and the Mini-station Administration. Additionally, he was the grant administrator for the Department's federally funded community policing programs. He remained with the Detroit Police Department until July 1997.

In October 1997, Baylor began working in the private sector with Pinkerton Security (now Securitas). He worked in a number of Security Specialist positions with increasing responsibility for the security and fire operations at General Motors assembly plants and office complexes. The last two years of his tenure with Pinkerton were spent as an Executive Protection Specialist, providing personal protection for GM executives while traveling or attending public functions. Additionally, Baylor conducted electronic countermeasure surveillance at board meetings and other meetings where proprietary information was being discussed.

Baylor holds a bachelor's of criminal justice degree from Florida A&M University, is a graduate of Northwestern University, School of Police Staff and Command and has successfully completed the TSA Senior Leadership Development Program.



SEAN WASHINGTON DIRECTOR OF PLAYER ENGAGEMENT

Sean Washington is in his ninth season with the Houston Texans as the director of player engagement.

Washington is responsible for supporting players and their families with making a smooth transition from college to the NFL. He strives to raise players' awareness, increase their education, and keep them thinking proactively. He also assists players in thinking things through with club level and NFL-mandated life skill programs and professional development opportunities. Washington serves as a key resource for players to minimize their off-the-field distractions and is the central figure in providing support service for players and their families.

Prior to joining the Texans, Washington worked for a decade with high school students, mentoring, teaching and

coaching around the Houston area. Washington previously coached at Burbank Middle School, Sam Houston High School, Angleton High School, and Alief Elsik High School. Additionally, he served as the Texas Sports Development Academy youth camp director.

Washington played defensive back for the New Orleans Saints in 1994 as an undrafted free agent and then played in the World Bowl with the Amsterdam Admirals in 1995.

Washington, a Houston native, attended Waltrip High School and earned his degree in sport management from Rice University in 1994. He was an All-Southwest Conference cornerback from 1991-93 and a member of the *Sporting News* All-American team in 1993 with the Owls.

He resides in Richmond, Texas with his wife, Eanisha, and his two sons, Lake and Cruz.



JASON LOWREY DIRECTOR OF FOOTBALL OPERATIONS

Jason Lowrey is in his second season as the director of football operations and sixth season overall with the Texans.

In his role, Lowrey oversees all aspects of team travel, including the planning, lodging and transportation needs of the organization. He is responsible for maintaining the day-to-day football operations budget and assists the Texans

coaching staff in the coaches' booth on game days.

Lowrey joined the Texans in August 2010 as the football operations manager after running his own local business.

Lowrey served on active and reserve duty in the military as a Navy corpsman from 1992-2004.

A native of Kerrville, Texas, Lowrey has two daughters, Ella and Aubree. He and his wife, Dana, reside in Sugar Land.



KEVIN KRAJCOVIC FOOTBALL ADMINISTRATION COORDINATOR

Kevin Krajcovic enters his first season as the football administration coordinator for the Houston Texans. He spent the last six seasons as a football administration analyst with the team after serving as an intern for two years.

Krajcovic assists Vice President of Football Adminis-

tration Chris Olsen on negotiating player contracts and managing the Texans salary cap.

Krajcovic graduated from Ohio University with two master's degrees in sports administration and business administration while earning his bachelor's degree in sports sciences.

Krajcovic, a Cleveland native, resides in Houston.



RUSSELL JOYNER DIRECTOR OF FOOTBALL INFORMATION SYSTEMS

Russell Joyner is in his fifth season with the Houston Texans and serves as the director of football information systems.

Joyner is responsible for designing, developing, and supporting information systems for the Texans personnel department, football administration and coaching staff. He was promoted to this role in February 2012 after serving as a football administrator.

Before joining the Texans, Joyner served as a foot-

ball administration developer with the Atlanta Falcons (2007-10) and a support specialist with Virtual Systems (2005-07).

Originally from Lufkin, Texas, Joyner earned his bachelor's of science degree in business computer information systems from the University of North Texas. He also played two seasons of collegiate tennis at Henderson State University.

Joyner and his wife, Dusti, currently live in Missouri City, Texas with their two girls, Taylor and Sadie.



MICHAEL DORE FOOTBALL APPLICATIONS PROGRAMMER

Michael Dore enters his first season with the Houston Texans in 2015 as a football applications programmer.

Dore assists Director of Football Information Systems Russell Joyner in building, maintain, and enhancing football related applications utilized by the Football

Operations staff.

Before joining the Texans, Dore performed analytics and programming in the healthcare industry for two years. He earned a bachelor's of science degree from the University of Notre Dame and majored in science-business.

Originally from Orlando, Fla., Dore currently lives in Houston.



KHALIL REED SECURITY AND PLAYER ENGAGEMENT MANAGER

Khalil Reed is entering his sixth season with the Houston Texans as the security and player engagement manager. It will be his eighth season overall with the Texans and ninth in the NFL.

Reed assists Director of Security Emmett Baylor and Director of Player Engagement Sean Washington in promoting high standards of professionalism while being actively involved in the off-the-field development of each Houston Texans player. Among his many responsibilities, Reed promotes security and player development initiatives with players, spouses, coaches, club executives, and local police agencies. He also serves

as a co-facilitator and manager for club level programming, such as the Rookie Offseason Development program, the Rookie Success program, the Professional Development program, and the Injured Reserve/PUP Counseling sessions.

Before joining the Texans, Reed was an events and operations summer intern with the Cleveland Browns in 2006. He also served as a media relations student assistant at Liberty University from 2004-07, where he earned his bachelor's of science degree in sport management.

A native of Jersey City, N.J., Reed resides in Houston.

HOUSTON TEXANS STAFF




Connie Alvarez
Senior Employee
Benefits Manager



Joe Amaral
Television Production
Coordinator



Christina Anaya
General Accountant



Cassandra Andrews
Senior Accountant



Jerry Angel
Director of
Corporate Development



Derek Beeman
Sr. Director of Ticket
Sales and Market Analytics



Lacey Berlau
Partnership Marketing
Manager



Rick Bornhauser
Customer Service
Representative



Sharon Boschi
Corporate Development
Coordinator



Emily Bruss
Foundation Manager



Warren Caguioa
Sr. Account Executive,
Ticket Sales



Claudia Castillo
Television Production
Manager



Dr. Michael Chang
Team Emergency Physician



Jesse Clark
Integrated Media
Coordinator



Alexandra Comerota
Partnership Marketing
Coordinator

HOUSTON TEXANS STAFF



Kevin Cooper
Senior Director of
Communications



Tamala Croasmun
Controller



Diane Crossey
Senior Director of Event
Operations and Guest
Services



Rita Daniels
Executive Assistant
to Rick Smith



Marvin Dave
Office Services
Supervisor



Amber Davies
Administrative Assistant,
Pro Personnel



Ted Dickerson
Event Logistics and
Special Project Development
Manager



Cody Disbennet
Event Operations
Manager



Trang Do
Human Resources
Manager



Drew Dougherty
Texans TV Host/Integrated
Media Manager



Jameel Eniafe
Operational Accounting
Manager




Dr. Steven Flores
Team Orthopedist



Blaine Foreman
Partnership Marketing
Coordinator



Stephen Friedlander
Sr. Account Executive,
Suite Sales



Jonathan Frost
Mascot Program Manager



Susie Galvan
Executive Assistant,
Chairman's Office



Alto Gary
Coach, Senior Cheerleader
Programs Manager



Gavin Gehrt
Executive Producer,
Director of Video Production



Amanda Goldstein
Club Seat Manager



Blaire Grady
Graphic Designer



Eva Graham
Executive Assistant to
Chris Olsen and Doug West



Kristen Grimes
Account Executive,
Suite Sales



Charles Hampton
Communications Manager



Torrie Hardcastle
Marketing Coordinator



Dr. Dana Harper
Team Chiropractor

HOUSTON TEXANS STAFF



Disney Harris
Partnership Marketing
Event Manager



John Harris
Integrated Media Manager



Joni Honn
Team Massage Therapist



Josh Hubel
Senior Motion Graphics
Designer, Animator,
Producer



Dr. Tom Hunt
Team Orthopedist



Kathryn Iribarren
Ticket Services and
Operations Coordinator



Emily James
General Accountant



Jeremy Jones
Office Services Coordinator



Georgie Jozwiak
Executive Assistant to
Robert McNair



Chris Kerford
Marketing Coordinator



Morgan Kleinschmidt
Community Relations
Coordinator



Greg Kondritz
Associate General Counsel,
Senior Director



Dr. Manickam Kumaravel
Team Radiologist



Christine Laur
Executive Assistant to
Bill O'Brien



Dr. David Lintner
Team Orthopedist



Faisal Lodhi
Information Technology
Developer



Dr. Walter Lowe
Team Orthopedist



Brett Malkowski
Communications Manager



Jackie Maldonado
Marketing Manager



Bonny Marshall
Executive Assistant to
Jamey Rootes



Derek Mauney
Information Technology
Support Analyst



Kandyace Mayberry
Community Relations
Manager



Chris McCrary
Creative Manager



Jay McDevitt
Senior Video Production
Coordinator



Matt McKee
Ticket Operations and
Distribution Coordinator


HOUSTON TEXANS STAFF



Wahneta Mitchell
Receptionist



Cheryl Moffett
Executive Assistant to
Marilan Logan



Glenda Morrison
Senior Director of
Human Resources




Dr. James Muntz
Team Internist



Carol Adatto Nelson
Team Travel Consultant,
Carlson Wagonlit Travel



Thomas O'Brien
Team Dentist



Sue Anna O'Hara
Executive Assistant to
Suzie Thomas and Office
Services Administrator



Glen Oskin
Director of Corporate
Development



Amy Palcic
Director of Corporate
Communications



Brian Peden
Corporate Development
Manager



Kenneth Perkins
Motion Graphics
Designer and Editor



Dr. Mark Prasarn
Team Orthopedist



Jenna Quinn
Corporate Development
Manager




Shari Rainey
Director of Luxury
Suite Services



Bobby Rawlinson
Information Technology
Support Analyst




Lisa Ruiz
Senior Payroll Manager



Eric SanInocencio
Director of Digital Media



Dr. Chris Sanders
Team Active Release
Techniques & Graston
Provider



Adrienne Saxe
Senior Community
Development Manager



Jessica Schneider
Premium Seating
Services Manager



Holly Schweitzer
Senior Event Services
Manager



Anthony Shade
Help Desk Manager



Jamie Sheringo
Human Resources
Coordinator



Jeremy Shrum
Senior Accountant



Deepti Sidhu
Texans Insider, Integrated
Media Manager

HOUSTON TEXANS STAFF



John Sifri
Director of Business
Information Systems



Austen Smith
Director of
Partnership Marketing



Steve Smith
Nutritionist



Katie Snell
Ticket Finance and
Operations Coordinator



Jon Southern
Vice President and
Assistant Treasurer



Dr. William Spangler
Team Emergency
Physician



Brett Stewart
Marketing Coordinator



Nicole Tran
Senior Accountant



Greg Tyler
Team Pastor



Lelia Vacek
Partnership Marketing
Media Specialist



Marc Vandermeer
Senior Director of
Broadcasting



Cody Vanghel
Senior Account Executive,
Ticket Sales



Brian Varnadoe
Senior Director of
Premium Seating



Dr. Kevin Varner
Team Orthopedist



Daniel Velasco
Senior Marketing Manager



Cameron Walker
Senior Account Executive,
Ticket Sales



Fara Yoder
CRM Systems and
Marketing Analytics Manager



Trey Young
Director of Ticket Services



Ivory Youngblood
Payroll and HRIS Specialist



2014 SEASON REVIEW

2014 FINAL STATISTICS (9-7)

Date	W/L	Score	Opponent	Attendance	RUSHING	No.	Yds	Avg	Long	TD
9/7	W	17-6	Washington	71,770	A.Foster	260	1,246	4.8	51	8
9/14	W	30-14	at Oakland	54,063	A.Blue	169	528	3.1	46	2
9/21	L	30-17	at New York Giants	77,462	R.Fitzpatrick	50	184	3.7	16	2
9/28	W	23-17	Buffalo	71,756	J.Grimes	39	153	3.9	11	0
10/5	L	20-17 (OT)	at Dallas	91,159	C.Keenum	10	35	3.5	13	0
10/9	L	33-28	Indianapolis	71,787	D.Johnson	5	19	3.8	12	0
10/20	L	30-23	at Pittsburgh	56,375	R.Brown	6	4	0.7	2	0
10/26	W	30-16	at Tennessee	69,143	R.Mallett	6	-2	-0.3	2	0
11/2	L	31-21	Philadelphia	71,780	T.Savage	6	-6	-1.0	1	0
11/16	W	23-7	at Cleveland	67,431	TEXANS	551	2,161	3.9	51	12
11/23	L	22-13	Cincinnati	71,777	Opponents	420	1,681	4.0	41	6
11/30	W	45-21	Tennessee	71,714						
12/7	W	27-13	at Jacksonville	61,070	RECEIVING	No.	Yds	Avg	Long	TD
12/14	L	17-10	at Indianapolis	65,148	A.Johnson	85	936	11.0	35	3
12/21	W	25-13	Baltimore	71,771	D.Hopkins	76	1,210	15.9	76t	6
12/28	W	23-17	Jacksonville	71,777	A.Foster	38	327	8.6	56t	5

TEAM STATISTICS				Texans	Opponents
TOTAL FIRST DOWNS				313	329
RUSHING				108	89
PASSING				171	206
PENALTY				34	34
3RD DOWN: MADE/ATT				91/235	74/218
3RD DOWN PCT.				38.7%	33.9%
4TH DOWN: MADE/ATT				10/17	6/17
4TH DOWN PCT.				58.8%	35.3%
POSSESSION AVG.				30:53	29:07
TOTAL NET YARDS				5,513	5,571
AVG. PER GAME				344.6	348.2
TOTAL PLAYS				1,062	1,077
AVG. PER PLAY				5.2	5.2
NET YARDS RUSHING				2,161	1,681
AVG. PER GAME				135.1	105.1
TOTAL RUSHES				551	420
NET YARDS PASSING				3,352	3,890
AVG. PER GAME				209.5	243.1
SACKED/YARDS LOST				26/108	38/251
GROSS YARDS				3,460	4,141
ATTEMPTS/COMPLETIONS				485/295	619/363
COMPLETION PCT.				60.8%	58.6%
HAD INTERCEPTED				13	20
PUNTS/AVERAGE				84/45.8	83/45.1
NET PUNTING AVG.				38.7	41.4
PENALTIES/YARDS				94/834	99/786
FUMBLES/BALL LOST				19/9	24/14
TOUCHDOWNS				40	36
RUSHING				12	6
PASSING				22	28
RETURNS				6	2

INTERCEPTIONS				No.	Yds	Avg	Long	TD
A.Bouye				3	120	40.0	67	1
K.Jackson				3	97	32.3	65	0
J.Rolle				3	25	8.3	13	0
J.Joseph				2	85	42.5	60t	1
K.Lewis				2	32	16.0	27t	1
D.Sweareinger				2	31	15.5	25	0
J.Watt				1	80	80.0	80t	1
J.Tuggle				1	8	8.0	8	0
B.Reed				1	5	5.0	5	0
M.Mohamed				1	0	0.0	0	0
D.Morris				1	0	0.0	0	0
TEXANS				20	483	24.2	80t	4
Opponents				13	120	9.2	55t	1

PUNTING	No.	Yds	Avg	Net	TB	In	Lg	B
S.Lechler	83	3,845	46.3	38.7	10	27	71	1
TEXANS	84	3,845	45.8	38.7	10	27	71	1
Opponents	83	3,742	45.1	41.4	5	34	62	1

SCORE BY PERIODS				1	2	3	4	OT	Total
TEXANS				69	111	88	104	0	372
Opponents				58	99	64	83	3	307

PUNT RETURNS				Ret	FC	Yds	Avg	Long	TD
K.Martin				25	24	154	6.2	27	0
D.Johnson				9	4	54	6.0	12	0
TEXANS				34	28	208	6.1	21	0
Opponents				32	24	396	12.4	48	0

KICKOFF RETURNS				No.	Yds	Avg	Long	TD
D.Manning				13	267	20.5	41	0
D.Johnson				6	136	22.7	31	0
K.Martin				1	19	19.0	19	0
TEXANS				20	422	21.1	41	0
Opponents				45	1,169	26.0	42	0

FIELD GOALS				1-19	20-29	30-39	40-49	50+
R.Bullock				0/0	6/7	13/15	7/8	4/5
TEXANS				0/0	6/7	13/15	7/8	4/5
Opponents				0/0	3/3	10/11	5/5	1/3

R.Bullock: (42G) (33G, 39G, 46G, 27B) (27G) (41G, 55G, 50G) (29G) (37WR) (39G, 38G, 31G) (30G, 29G, 49G) (39 WL) (52WR, 46G, 37G, 50G) (36G, 25G) (37G, 43BL) (44G, 44G) (53G) (35G, 25G, 30G, 20G, 39G, 33G) () () (39G, 29G, 31G) (31G) (33G, 53WL, 49G) (27G, 34G) (44G, 30G, 40G) (35G) (45G) (38WR) (31G, 49G) () (33G, 37G) (29G) () (53G, 51LU)

Sacks: J.Watt 20.5, W.Mercilus 5.0, J.Crick 3.5, B.Reed 3.0, T.Jamison 1.5, J.Simon 1.5, D.Sweareinger 1.0, B.Cushing 1.0, A.Dent 1.0. TEXANS: 38.0, Opponents: 26.0

PASSING	Att	Comp	Yds	Cmp%	Yds/Att	TD	TD%	Int	Int%	Long	Sack/Lost	Rating
R.Fitzpatrick	312	197	2,483	63.1%	8.0	17	5.4%	8	2.6%	76t	21/83	95.3
C.Keenum	77	45	435	58.4%	5.6	2	2.6%	2	2.6%	35	3/15	72.2
R.Mallett	75	41	400	54.7%	5.3	2	2.7%	2	2.7%	41	1/5	67.6
T.Savage	19	10	127	52.6%	6.7	0	0.0%	1	5.3%	35	0/0	51.9
S.Lechler	1	1	10	100.0%	10.0	0	0.0%	0	0.0%	10	0/0	108.3
A.Foster	1	1	5	100.0%	5.0	1	100.0%	0	0.0%	5t	0/0	127.1
TEXANS	485	295	3,460	60.8%	7.1	22	4.5%	13	2.7%	76t	26/108	86.5
Opponents	619	363	4,141	58.6%	6.7	28	4.5%	20	3.2%	80t	38/251	80.4



2014 FINAL STATISTICS (9-7)

DEFENSIVE STATISTICS - All statistics are from official NFL play-by-plays

TACKLES	Solo	Asst	Total	Sk	Sk Yds	TFL	QBH	Int (Yd)	PD	FF	FR
Kendrick Lewis	52	32	84	0.0	0.0	4	1	2 (32)	6	3	1
J.J. Watt	59	19	78	20.5	140.0	29	51	1 (80)	10	4	5
Johnathan Joseph	70	5	75	0.0	0.0	1	0	2 (85)	11	2	2
D.J. Swearinger	51	22	73	1.0	8.0	3	3	2 (31)	6	3	1
Brian Cushing	41	31	72	1.0	8.0	1	9	0	2	1	0
Mike Mohamed	32	27	59	0.0	0.0	2	1	1 (0)	6	0	0
Kareem Jackson	48	9	57	0.0	0.0	4	1	3 (97)	9	0	0
Jared Crick	29	27	56	3.5	20.0	6	12	0	6	0	0
A.J. Bouye	47	7	54	0.0	0.0	1	0	3 (120)	10	1	1
Whitney Mercilus	31	19	50	5.0	30.0	9	11	0	0	2	0
Brooks Reed	25	16	41	3.0	19.0	5	10	1 (5)	4	0	0
Danieal Manning	25	12	37	0.0	0.0	1	1	0	2	0	0
Justin Tuggle	19	17	36	0.0	0.0	1	1	1 (8)	2	0	1
Darryl Morris	25	5	30	0.0	0.0	1	0	1 (0)	6	0	0
Akeem Dent	20	7	27	1.0	7.0	2	6	0	0	0	0
Ryan Pickett	11	9	20	0.0	0.0	0	0	0	3	0	0
Tim Jamison	12	7	19	1.5	14.0	1	3	0	0	0	1
Andre Hal	15	3	18	0.0	0.0	0	0	0	4	0	0
Jumal Rolle	14	1	15	0.0	0.0	1	0	3 (25)	4	0	0
Jerrell Powe	6	4	10	0.0	0.0	1	0	0	1	0	0
Jeffrey Pagan	5	5	10	0.0	0.0	1	0	0	0	0	0
John Simon	4	5	9	1.5	5.0	2	6	0	1	0	0
Jadeveon Clowney	5	2	7	0.0	0.0	3	0	0	0	0	0
Elbert Mack	4	0	4	0.0	0.0	0	0	0	0	0	0
Ricky Sapp	2	0	2	0.0	0.0	0	0	0	0	0	0
Jeff Tarpinian	1	1	2	0.0	0.0	0	0	0	0	0	0
Eddie Pleasant	1	0	1	0.0	0.0	0	0	0	1	0	0
Jason Ankrah	1	0	1	0.0	0.0	0	0	0	0	0	0
TEXANS	656	292	948	38.0	251.0	79	116	20 (483)	94	16	12
Opponents	691	306	997	26.0	108.0	75	81	13 (120)	68	11	9

MISCELLANEOUS TACKLES: Andre Johnson 4, Ben Jones 3, Damaris Johnson 2, C.J. Fiedorowicz 1, Arian Foster 1, Garrett Graham 1, Ryan Griffin 1, DeAndre Hopkins 1, Keshawn Martin 1, Chris Myers 1.
MISCELLANEOUS FUMBLE RECOVERIES: Ryan Fitzpatrick 4, DeAndre Hopkins 2, Alfred Blue 1, Tom Savage 1.

SPECIAL TEAMS STATISTICS

TACKLES	Solo	Asst	Total	PAT	Punt	FG	FF	FR
Jeff Tarpinian	7	5	12	0	0	0	1	0
Akeem Dent	5	6	11	0	0	0	0	0
Mike Mohamed	8	1	9	0	0	0	0	0
Danieal Manning	7	2	9	0	0	0	0	1
Jonathan Grimes	5	1	6	0	0	0	0	0
A.J. Bouye	5	0	5	0	0	0	0	0
Eddie Pleasant	4	1	5	0	0	0	0	0
Alfred Blue	3	1	4	0	1	0	0	1
Jumal Rolle	3	1	4	0	0	0	0	0
John Simon	3	0	3	0	0	0	0	0
Andre Hal	3	0	3	0	0	0	0	0
Jay Prosch	1	2	3	0	0	0	0	0
Justin Tuggle	2	1	3	0	0	0	0	0
Elbert Mack	2	0	2	0	0	0	0	0
Jon Weeks	2	0	2	0	0	0	0	0
Anthony Denham	2	0	2	0	0	0	0	0
Darryl Morris	1	0	1	0	0	0	0	0
Max Bullough	1	0	1	0	0	0	0	0
Zac Diles	1	0	1	0	0	0	0	0
Ryan Griffin	1	0	1	0	0	0	0	0
Randy Bullock	1	0	1	0	0	0	0	0
Ricky Sapp	0	1	1	0	0	0	0	0
Damaris Johnson	0	0	0	0	0	0	0	1
J.J. Watt	0	0	0	1	0	0	0	0
TEXANS	67	22	89	1	1	0	1	3
Opponents	50	19	69	0	1	2	0	0

IMPACT STATS

SACKS		
Player	Sacks	Yards
J.J. Watt	20.5	140.0
Whitney Mercilus	5.0	30.0
Jared Crick	3.5	20.0
Brooks Reed	3.0	19.0
John Simon	1.5	5.0
Tim Jamison	1.5	14.0
D.J. Swearinger	1.0	8.0
Akeem Dent	1.0	7.0
Brian Cushing	1.0	8.0
Totals	38.0	251.0

INTERCEPTIONS

Player	Int	Yards	Long
A.J. Bouye	3	120	67
Kareem Jackson	3	97	65
Jumal Rolle	3	25	13
Johnathan Joseph	2	85	60t
Kendrick Lewis	2	32	27t
D.J. Swearinger	2	31	25
J.J. Watt	1	80	80t
Justin Tuggle	1	8	8
Brooks Reed	1	5	5
Mike Mohamed	1	0	0
Darryl Morris	1	0	0
Totals	20	483	80t

FUMBLES FORCED AND RECOVERED

Player	FF	FR
J.J. Watt	4	5
Johnathan Joseph	2	2
Kendrick Lewis	3	1
D.J. Swearinger	3	1
A.J. Bouye	1	1
Tim Jamison	0	1
Justin Tuggle	0	1
Whitney Mercilus	2	0
Brian Cushing	1	0
Totals	16	12

IMPACT STATS

QUARTERBACK HITS		PASSES DEFENSED		TACKLES FOR LOSS	
Player	QBH	Player	PD	Player	TFL
J.J. Watt	51	Johnathan Joseph	11	J.J. Watt	29
Jared Crick	12	J.J. Watt	10	Whitney Mercilus	9
Whitney Mercilus	11	A.J. Bouye	10	Jared Crick	6
Brooks Reed	10	Kareem Jackson	9	Brooks Reed	5
Brian Cushing	9	Darryl Morris	6	Kendrick Lewis	4
John Simon	6	Mike Mohamed	6	Kareem Jackson	4
Akeem Dent	6	Kendrick Lewis	6	D.J. Swearinger	3
D.J. Swearinger	3	D.J. Swearinger	6	Jadeveon Clowney	3
Tim Jamison	3	Jared Crick	6	Mike Mohamed	2
Kendrick Lewis	1	Brooks Reed	4	Akeem Dent	2
Kareem Jackson	1	Jumal Rolle	4	John Simon	2
Mike Mohamed	1	Andre Hal	4	Brian Cushing	1
Justin Tuggle	1	Ryan Pickett	3	Johnathan Joseph	1
Danieal Manning	1	Danieal Manning	2	A.J. Bouye	1
Totals	116	Brian Cushing	2	Justin Tuggle	1
		Justin Tuggle	2	Danieal Manning	1
		John Simon	1	Jeffrey Pagan	1
		Eddie Pleasant	1	Darryl Morris	1
		Jerrell Powe	1	Tim Jamison	1
		Totals	94	Jerrell Powe	1
				Jumal Rolle	1
				Totals	79



2014 GAME-BY-GAME PARTICIPATION

Name	9/7 vs. WAS	9/14 at OAK	9/21 at NYG	9/28 vs. BUF	10/5 at DAL	10/9 vs. IND	10/20 at PIT	10/26 at TEN	11/2 vs. PHI	11/16 at CLE	11/23 vs. CIN	11/30 vs. TEN	12/7 at JAC	12/14 at IND	12/21 vs. BAL	12/28 vs. JAC	2014 GP-GS- DNP-IA
Adams, Jeff	IA	IA	IA	IA	IA	DNP	IA	IA	IA	IA	IA	IA	IA	DNP	SUB	SUB	2-0-2-12
Ankrah, Jason	IA	SUB	NWT	NWT	NWT	PS	PS	PS	PS	PS	PS	PS	PS	SUB	IA	IA	2-0-0-3
Aubrey, Josh	NWT	NWT	PS	PS	SUB	IA	IA	IA	IA	IA	IA	IA	IA	IA	IA	IA	2-0-0-10
Ballentine, Lonnie	IR	IR	IR	IR	IR	IR	IR	IR	IR	IR	IR	IR	IR	IR	IR	IR	0-0-0-0
Blue, Alfred	SUB	SUB	RB	SUB	SUB	SUB	SUB	SUB	SUB	RB	RB	SUB	SUB	SUB	SUB	SUB	16-3-0-0
Bonner, Alan	IR	IR	IR	IR	IR	IR	IR	IR	IR	IR	IR	IR	IR	IR	IR	IR	0-0-0-0
Boswell, Chris	NWT	NWT	NWT	PS	NWT	NWT	NWT	NWT	NWT	NWT	NWT	NWT	NWT	NWT	NWT	NWT	0-0-0-0
Bouve, A.J.	SUB	SUB	CB	IA	IA	SUB	LCB	SUB	SUB	LCB	LCB	SUB	CB	CB	SUB	CB	14-7-0-2
Brooks, Brandon	RG	RG	RG	RG	RG	IA	RG	RG	RG	RG	RG	RG	RG	RG	RG	RG	15-15-0-1
Brown, Duane	LT	LT	LT	LT	LT	LT	LT	LT	LT	LT	LT	LT	LT	LT	LT	LT	16-16-0-0
Brown, Kournei	NWT	NWT	NWT	NWT	NWT	NWT	NWT	NWT	NWT	NWT	NWT	NWT	NWT	PS	PS	PS	0-0-0-0
Brown, Ronnie	DNP	SUB	SUB	SUB	NWT	NWT	NWT	NWT	NWT	NWT	NWT	NWT	NWT	NWT	NWT	NWT	3-0-1-0
Browner, Keith	PS	PS	PS	PS	PS	PS	PS	PS	PS	PS	PS	PS	PS	SUB	SUB	SUB	3-0-0-0
Bullock, Randy	SUB	SUB	SUB	SUB	SUB	SUB	SUB	SUB	SUB	SUB	SUB	SUB	SUB	SUB	SUB	SUB	16-0-0-0
Bullough, Max	PS	PS	PS	PS	PS	PS	PS	PS	PS	IA	IA	SUB	IR	IR	IR	IR	1-0-0-2
Clabo, Tyson	SUB	SUB	SUB	SUB	SUB	SUB	SUB	SUB	SUB	SUB	SUB	SUB	SUB	SUB	SUB	SUB	16-0-0-0
Clowney, Jadeveon	JACK	IA	IA	IA	IA	IA	IA	SUB	IA	SUB	JACK	IA	IA	IR	IR	IR	4-2-0-9
Crick, Jared	LDE	LDE	LDE	LDE	SUB	LDE	LDE	LDE	LDE	LDE	LDE	LDE	LDE	LDE	LDE	LDE	16-15-0-0
Cushing, Brian	MIKE	MIKE	MIKE	MIKE	MIKE	MIKE	MIKE	IA	IA	MIKE	MIKE	MIKE	MIKE	MIKE	MIKE	MIKE	14-14-0-2
Davis, Jace	NWT	NWT	NWT	NWT	NWT	NWT	NWT	NWT	NWT	NWT	NWT	NWT	PS	PS	PS	PS	0-0-0-0
Denham, Anthony	PS	PS	PS	PS	PS	PS	PS	PS	PS	PS	PS	PS	SUB	SUB	SUB	SUB	4-0-0-0
Dent, Akeem	SUB	SUB	SUB	SUB	SUB	SUB	SUB	MIKE	MIKE	WILL	WILL	IA	SUB	SUB	WILL	WILL	15-7-0-1
Diles, Zac	NWT	NWT	NWT	NWT	NWT	NWT	NWT	SUB	NWT	NWT	NWT	NWT	NWT	NWT	NWT	NWT	1-0-0-0
Feiler, Matt	PS	PS	PS	PS	PS	PS	PS	PS	PS	PS	PS	PS	PS	PS	PS	PS	0-0-0-0
Ferentz, James	PS	PS	PS	PS	PS	PS	PS	PS	PS	PS	PS	PS	PS	PS	PS	PS	0-0-0-0
Fiedorowicz, C.J.	SUB	IA	TE	TE	TE	PS	SUB	SUB	SUB	TE	TE	TE	SUB	TE	SUB	TE	15-8-0-1
Fitzpatrick, Ryan	OB	OB	OB	OB	OB	OB	OB	OB	DNP	DNP	OB	OB	OB	OB	IR	IR	12-12-2-0
Foster, Arian	RB	RB	IA	RB	RB	RB	RB	RB	IA	IA	RB	RB	RB	RB	RB	RB	13-13-0-3
Graham, Garrett	IA	TE	SUB	SUB	TE	TE	TE	TE	TE	TE	TE	TE	IA	IA	IA	IA	11-9-0-5
Griffin, Ryan	SUB	SUB	SUB	SUB	SUB	SUB	SUB	SUB	SUB	SUB	SUB	SUB	SUB	TE	SUB	TE	16-2-0-0
Grimes, Jonathan	SUB	SUB	SUB	SUB	SUB	SUB	SUB	SUB	SUB	SUB	SUB	SUB	SUB	SUB	SUB	SUB	16-0-0-0
Hal, Andre	SUB	SUB	SUB	SUB	SUB	SUB	SUB	SUB	SUB	SUB	SUB	SUB	IA	IA	SUB	SUB	14-0-0-2
Hopkins, DeAndre	WR	WR	WR	WR	WR	WR	WR	WR	WR	WR	WR	WR	WR	WR	WR	WR	16-16-0-0
Jackson, Kareem	LCB	LCB	LCB	LCB	LCB	LCB	LCB	LCB	IA	IA	LCB	LCB	LCB	LCB	LCB	LCB	13-12-0-3
James, Charles	NWT	NWT	NWT	NWT	PS	PS	PS	PS	PS	PS	PS	PS	PS	PS	PS	PS	0-0-0-0
James, Kendall	NWT	NWT	NWT	NWT	PS	PS	PS	PS	PS	PS	PS	PS	PS	PS	PS	PS	0-0-0-0
Jamison, Tim	SUB	SUB	DE	SUB	SUB	SUB	SUB	SUB	SUB	SUB	SUB	SUB	SUB	IR	IR	IR	13-1-0-0
Johnson, Andre	WR	WR	WR	WR	WR	WR	WR	WR	WR	WR	WR	WR	WR	IA	WR	WR	15-15-0-1
Johnson, Damaris	WR	WR	SUB	SUB	SUB	WR	WR	WR	WR	WR	SUB	SUB	WR	SUB	WR	WR	16-8-0-0
Jones, Ben	LG	LG	LG	LG	LG	LG	LG	LG	LG	LG	LG	LG	LG	LG	LG	LG	16-16-0-0
Robb, Jonathan	RCB	RCB	RCB	RCB	RCB	RCB	RCB	RCB	RCB	RCB	RCB	RCB	RCB	RCB	RCB	RCB	16-16-0-0
Keenum, Case	NWT	NWT	NWT	NWT	NWT	NWT	NWT	NWT	NWT	NWT	NWT	NWT	NWT	NWT	OB	OB	7-2-1-6
Keo, Shiloh	IA	IA	IA	IA	NWT	NWT	NWT	NWT	NWT	NWT	NWT	NWT	NWT	NWT	NWT	NWT	0-0-0-4
Kuper, Alex	PS	PS	PS	PS	PS	PS	PS	PS	PS	PS	PS	PS	PS	PS	PS	PS	0-0-0-0
Labhart, Travis	PS	PS	NWT	NWT	PS	PS	PS	PS	PS	PS	PS	PS	PS	PS	PS	PS	0-0-0-0
Lechler, Shane	SUB	SUB	SUB	SUB	SUB	SUB	SUB	SUB	SUB	SUB	SUB	SUB	SUB	SUB	SUB	SUB	16-0-0-0
Lewis, Kendrick	FS	FS	FS	FS	FS	FS	FS	FS	FS	FS	FS	FS	FS	FS	FS	FS	16-16-0-0
Lewis, Thad	NWT	NWT	NWT	NWT	NWT	NWT	NWT	NWT	NWT	NWT	NWT	IA	IA	IA	DNP	DNP	0-0-2-3
Mack, Elbert	SUB	SUB	SUB	SUB	SUB	SUB	SUB	SUB	NWT	NWT	NWT	NWT	NWT	NWT	NWT	NWT	8-0-0-0
Malena, Ben	NWT	NWT	NWT	NWT	NWT	NWT	NWT	NWT	PS	PS	PS	PS	PS	PS	PS	PS	0-0-0-0
Mallett, Ryan	DNP	SUB	DNP	DNP	DNP	DNP	DNP	DNP	OB	OB	IR	IR	IR	IR	IR	IR	3-2-8-0
Manning, Danieal	SUB	SUB	S	SUB	SUB	SUB	SUB	SUB	SS	SS	SS	SS	SUB	SUB	SUB	SS	16-5-0-0
Martin, Chris	NWT	NWT	NWT	NWT	NWT	NWT	NWT	NWT	PS	PS	NWT	NWT	NWT	NWT	NWT	NWT	0-0-0-0
Martin, Keshawn	SUB	SUB	SUB	SUB	SUB	SUB	SUB	SUB	SUB	SUB	SUB	SUB	SUB	SUB	SUB	SUB	16-0-0-0
Mercilus, Whitney	SUB	JACK	JACK	JACK	JACK	JACK	JACK	JACK	JACK	JACK	JACK	JACK	JACK	IA	JACK	JACK	15-13-0-1
Mohamed, Mike	SUB	SUB	SUB	SUB	SUB	WILL	SUB	SUB	SUB	SUB	SUB	SUB	SUB	WILL	IA	IA	14-2-0-2
Morris, Daryl	SUB	SUB	SUB	SUB	IA	IA	IA	IA	SUB	SUB	LCB	SUB	SUB	SUB	SUB	SUB	11-1-0-6
Mvers, Chris	C	C	C	C	C	C	C	C	C	C	C	C	C	C	C	C	16-16-0-0
Newton, Derek	RT	RT	RT	RT	RT	RT	RT	RT	RT	RT	RT	RT	RT	RT	RT	RT	16-16-0-0
Nix III, Louis	IA	IA	IA	IR	IR	IR	IR	IR	IR	IR	IR	IR	IR	IR	IR	IR	0-0-0-4
Nwachukwu, EZ	PS	PS	PS	PS	NWT	NWT	NWT	NWT	NWT	NWT	NWT	NWT	NWT	NWT	PS	PS	0-0-0-0
Ogurn, Toben	PS	PS	PS	PS	PS	NWT	NWT	NWT	NWT	NWT	NWT	NWT	NWT	NWT	NWT	NWT	0-0-0-0
Pagan, Jefferey	SUB	SUB	SUB	SUB	SUB	SUB	SUB	SUB	SUB	SUB	SUB	SUB	SUB	SUB	SUB	SUB	16-0-0-0
Parks, Terrence	NWT	NWT	NWT	NWT	NWT	NWT	NWT	NWT	NWT	NWT	NWT	PS	PS	PS	PS	PS	11-0-0-0
Pickett, Ryan	NWT	NWT	NWT	NT	NT	NT	NT	NT	NT	NT	NT	NT	NT	NT	NT	NT	13-13-0-0
Pleasant, Eddie	SUB	SUB	SUB	IA	IA	SUB	SUB	SUB	SUB	SUB	SUB	SUB	SUB	SUB	SUB	SUB	14-0-0-2
Posey, DeLier	IA	IA	IA	IA	IA	IA	IA	IA	IA	IA	IA	IA	IA	WR	IA	IA	1-0-15
Powe, Jerrell	NT	NT	SUB	SUB	DI	SUB	SUB	SUB	SUB	SUB	SUB	SUB	SUB	SUB	SUB	SUB	16-3-0-0
Prosch, Jay	FB	SUB	DE	FB	SUB	SUB	SUB	SUB	SUB	SUB	SUB	SUB	FB	FB	FB	FB	16-5-0-0
Quessenberry, David	NFILL	NFILL	NFILL	NFILL	NFILL	NFILL	NFILL	NFILL	NFILL	NFILL	NFILL	NFILL	NFILL	NFILL	NFILL	NFILL	0-0-0-0
Reed, Brooks	SAM	SAM	SUB	SAM	SAM	SAM	SAM	SAM	SAM	SAM	SAM	SAM	SAM	SAM	SAM	SUB	16-14-0-0
Rolle, Jumal	NWT	NWT	NWT	SUB	IA	IA	SUB	SUB	SUB	SUB	SUB	SUB	SUB	SUB	SUB	SUB	10-0-0-2
Sapp, Ricky	NWT	NWT	SUB	SUB	SUB	IR	IR	IR	IR	IR	NWT	NWT	NWT	NWT	NWT	NWT	3-0-0-0
Savage, Tom	IA	IA	IA	IA	IA	IA	IA	IA	IA	IA	IA	SUB	DNP	SUB	IA	IA	2-0-1-13
Simon, John	NWT	NWT	NWT	NWT	NWT	SUB	SUB	SUB	SUB	SUB	SUB	SUB	SUB	SUB	SUB	SUB	11-0-0-0
Stanzi, Ricky	NWT	NWT	NWT	NWT	NWT	NWT	NWT	NWT	NWT	NWT	NWT	NWT	NWT	NWT	PS	PS	0-0-0-0
Su'a-Filo, Xavier	SUB	SUB	SUB	SUB	RG	SUB	SUB	SUB	SUB	SUB	SUB	SUB	SUB	IA	IA	IA	13-1-0-3
Swearinger, D.J.	SS	SS	SS	SS	SS	SS	SS	SS	SS	SUB	SUB	SUB	SUB	SS	SS	SS	16-12-0-0
Tarpinian, Jeff	SUB	SUB	SUB	SUB	SUB	SUB	IA	IA	SUB	SUB	SUB	SUB	SUB	SUB	SUB	SUB	14-0-0-2
TugGLE, Justin	WILL	WILL	SUB	WILL	WILL	SUB	WILL	WILL	SUB	SUB	WILL	SUB	SUB	SUB	SUB	SUB	16-8-0-0
Watt, J.J.	RDE	RDE	RDE	RDE	RDE	RDE	RDE	RDE	RDE	RDE	RDE	RDE	RDE	RDE	RDE	RDE	16-16-0-0
Weeks, Jon	SUB	SUB	SUB	SUB	SUB	SUB	SUB	SUB	SUB	SUB	SUB	SUB	SUB	SUB	SUB	SUB	16-0-0-0
White, Cody	IR	IR	IR	IR	IR	IR	IR	IR	IR	IR	IR	IR	IR	IR	IR	IR	0-0-0-0
Williams, Marcus	PS	PS	PS	NWT	NWT	NWT	NWT	NWT	NWT	NWT	NWT	NWT	NWT	NWT	NWT	NWT	0-0-0-0
Witzmann, Bryan	IR	IR	IR	IR	IR	IR	IR	IR	IR	IR	IR	IR	IR	IR	IR	IR	0-0-0-0
Yeatman, Will	IR	IR	IR	IR	IR	IR	IR	IR	IR	IR	IR	IR	IR	IR	IR	IR	0-0-0-0

PARTICIPATION CHART KEY: GP - Games Played; GS - Games Started; DNP - Did Not Play; IA - Inactive; IR - Injured/Reserve; IR-DFR - Injured/Reserve - Designated For Return; NWT - Not With Team; PS - Practice Squad; PUP - Physically unable to perform; PSI - Practice Squad Injured; * - Inactive for 6 games and did not play in one game for the St. Louis Rams; ^ - Played in one game for Seattle

2014 GAME-BY-GAME STARTERS

BOLD UNDERLINE DENOTES ROOKIE

STARTERS-OFFENSE

	WR	LT	LG	C	RG	RT	TE	WR	RB	QB	FB
9-7 WASHINGTON	A. Johnson	D. Brown	B. Jones	C. Myers	B. Brooks	D. Newton	D. Johnson (WR)	D. Hopkins	A. Foster	R. Fitzpatrick	<u>J. Prosch</u>
9-14 at Oakland	A. Johnson	D. Brown	B. Jones	C. Myers	B. Brooks	D. Newton	G. Graham	D. Hopkins	A. Foster	R. Fitzpatrick	D. Johnson (WR)
9-21 at N.Y. Giants	A. Johnson	D. Brown	B. Jones	C. Myers	B. Brooks	D. Newton	<u>C. Fiedorowicz</u>	D. Hopkins	<u>A. Blue</u>	R. Fitzpatrick	<u>J. Prosch</u>
9-29 BUFFALO	A. Johnson	D. Brown	B. Jones	C. Myers	B. Brooks	D. Newton	<u>C. Fiedorowicz</u>	D. Hopkins	A. Foster	R. Fitzpatrick	<u>J. Prosch</u>
10-5 at Dallas	A. Johnson	D. Brown	B. Jones	C. Myers	B. Brooks	D. Newton	G. Graham	D. Hopkins	A. Foster	R. Fitzpatrick	<u>C. Fiedorowicz</u> (TE)
10-9 INDIANAPOLIS	A. Johnson	D. Brown	B. Jones	C. Myers	<u>X. Su'a-Filo</u>	D. Newton	G. Graham	D. Hopkins	A. Foster	R. Fitzpatrick	<u>C. Fiedorowicz</u> (TE)
10-20 at Pittsburgh	A. Johnson	D. Brown	B. Jones	C. Myers	B. Brooks	D. Newton	G. Graham	D. Hopkins	A. Foster	R. Fitzpatrick	D. Johnson (WR)
10-26 at Tennessee	A. Johnson	D. Brown	B. Jones	C. Myers	B. Brooks	D. Newton	G. Graham	D. Hopkins	A. Foster	R. Fitzpatrick	D. Johnson (WR)
11-2 PHILADELPHIA	A. Johnson	D. Brown	B. Jones	C. Myers	B. Brooks	D. Newton	G. Graham	D. Hopkins	A. Foster	R. Fitzpatrick	D. Johnson (WR)
11-16 at Cleveland	A. Johnson	D. Brown	B. Jones	C. Myers	B. Brooks	D. Newton	G. Graham	D. Hopkins	<u>A. Blue</u>	R. Mallett	D. Johnson (WR)
11-23 CINCINNATI	A. Johnson	D. Brown	B. Jones	C. Myers	B. Brooks	D. Newton	G. Graham	D. Hopkins	<u>A. Blue</u>	R. Mallett	<u>C. Fiedorowicz</u> (TE)
11-30 TENNESSEE	A. Johnson	D. Brown	B. Jones	C. Myers	B. Brooks	D. Newton	G. Graham	D. Hopkins	A. Foster	R. Fitzpatrick	<u>C. Fiedorowicz</u> (TE)
12-7 at Jacksonville	A. Johnson	D. Brown	B. Jones	C. Myers	B. Brooks	D. Newton	<u>C. Fiedorowicz</u>	D. Hopkins	A. Foster	R. Fitzpatrick	<u>J. Prosch</u>
12-14 at Indianapolis	D. Posey	D. Brown	B. Jones	C. Myers	B. Brooks	D. Newton	R. Griffin	D. Hopkins	A. Foster	R. Fitzpatrick	D. Johnson (WR)
12-21 BALTIMORE	A. Johnson	D. Brown	B. Jones	C. Myers	B. Brooks	D. Newton	<u>C. Fiedorowicz</u>	D. Hopkins	A. Foster	C. Keenum	<u>J. Prosch</u>
12-28 JACKSONVILLE	A. Johnson	D. Brown	B. Jones	C. Myers	B. Brooks	D. Newton	R. Griffin	D. Hopkins	A. Foster	C. Keenum	D. Johnson (WR)

STARTERS-DEFENSE

	LDE	NT	RDE	JACK	WILL	MIKE	SAM	LCB	FS	SS	RCB
9-7 WASHINGTON	J. Crick	J. Powe	J. Watt	<u>J. Clowney</u>	J. Tuggle	B. Cushing	B. Reed	K. Jackson	K. Lewis	D. Swearingen	J. Joseph
9-14 at Oakland	J. Crick	J. Powe	J. Watt	W. Mercilus	J. Tuggle	B. Cushing	B. Reed	K. Jackson	K. Lewis	D. Swearingen	J. Joseph
9-21 at N.Y. Giants	J. Crick	T. Jamison	J. Watt	W. Mercilus	A. Bouye (CB)	B. Cushing	D. Manning (S)	K. Jackson	K. Lewis	D. Swearingen	J. Joseph
9-29 BUFFALO	J. Crick	R. Pickett	J. Watt	W. Mercilus	J. Tuggle	B. Cushing	B. Reed	K. Jackson	K. Lewis	D. Swearingen	J. Joseph
10-5 at Dallas	J. Powe(DL)	R. Pickett	J. Watt	W. Mercilus	J. Tuggle	B. Cushing	B. Reed	K. Jackson	K. Lewis	D. Swearingen	J. Joseph
10-9 INDIANAPOLIS	J. Crick	R. Pickett	J. Watt	W. Mercilus	J. Tuggle	B. Cushing	B. Reed	K. Jackson	K. Lewis	D. Swearingen	J. Joseph
10-20 at Pittsburgh	J. Crick	R. Pickett	J. Watt	W. Mercilus	M. Mohamed	B. Cushing	A. Bouye (DB)	K. Jackson	K. Lewis	D. Swearingen	J. Joseph
10-26 at Tennessee	J. Crick	R. Pickett	J. Watt	W. Mercilus	J. Tuggle	A. Dent	B. Reed	K. Jackson	K. Lewis	D. Swearingen	J. Joseph
11-2 PHILADELPHIA	J. Crick	R. Pickett	J. Watt	W. Mercilus	J. Tuggle	A. Dent	B. Reed	K. Jackson	K. Lewis	D. Swearingen	J. Joseph
11-16 at Cleveland	J. Crick	R. Pickett	J. Watt	W. Mercilus	A. Dent	B. Cushing	B. Reed	A. Bouye	K. Lewis	D. Manning	J. Joseph
11-23 CINCINNATI	J. Crick	R. Pickett	J. Watt	<u>J. Clowney</u>	A. Dent	B. Cushing	B. Reed	A. Bouye	K. Lewis	D. Manning	J. Joseph
11-30 TENNESSEE	J. Crick	R. Pickett	J. Watt	W. Mercilus	J. Tuggle	B. Cushing	B. Reed	D. Morris	K. Lewis	D. Manning	J. Joseph
12-7 at Jacksonville	J. Crick	R. Pickett	J. Watt	W. Mercilus	A. Dent	B. Cushing	B. Reed	K. Jackson	K. Lewis	D. Swearingen	J. Joseph
12-14 at Indianapolis	J. Crick	R. Pickett	J. Watt	A. Bouye (CB)	M. Mohamed	B. Cushing	B. Reed	K. Jackson	K. Lewis	D. Swearingen	J. Joseph
12-21 BALTIMORE	J. Crick	R. Pickett	J. Watt	W. Mercilus	A. Dent	B. Cushing	B. Reed	K. Jackson	K. Lewis	D. Swearingen	J. Joseph
12-28 JACKSONVILLE	J. Crick	R. Pickett	J. Watt	W. Mercilus	A. Dent	B. Cushing	A. Bouye (CB)	K. Jackson	K. Lewis	D. Manning	J. Joseph

INACTIVES

	1	2	3	4	5	6	7	CAPTAINS			
9-7 WASHINGTON	J. Adams	<u>J. Ankrah</u>	G. Graham	S. Keo	<u>L. Nix</u>	D. Posey	<u>T. Savage</u>	A. Johnson	S. Lechler	J. Watt	
9-14 at Oakland	J. Adams	<u>J. Clowney</u>	<u>C. Fiedorowicz</u>	S. Keo	<u>L. Nix</u>	D. Posey	<u>T. Savage</u>	D. Brown	B. Cushing	K. Lewis	C. Myers
9-21 at N.Y. Giants	J. Adams	<u>J. Clowney</u>	A. Foster	S. Keo	<u>L. Nix</u>	D. Posey	<u>T. Savage</u>	R. Fitzpatrick	J. Joseph	B. Reed	
9-29 BUFFALO	J. Adams	A. Bouye	<u>J. Clowney</u>	S. Keo	E. Pleasant	D. Posey	<u>T. Savage</u>	G. Graham	D. Manning	D. Swearingen	
10-5 at Dallas	J. Adams	A. Bouye	<u>J. Clowney</u>	D. Morris	E. Pleasant	D. Posey	<u>T. Savage</u>	A. Foster	K. Jackson	E. Mack	
10-9 INDIANAPOLIS	J. Aubrey	B. Brooks	<u>J. Clowney</u>	D. Morris	D. Posey	J. Rolle	<u>T. Savage</u>	A. Johnson	J. Tarpinian	J. Watt	
10-20 at Pittsburgh	J. Adams	J. Aubrey	<u>J. Clowney</u>	D. Morris	D. Posey	J. Rolle	<u>T. Savage</u>	D. Brown	B. Cushing	S. Lechler	
10-26 at Tennessee	J. Adams	J. Aubrey	B. Cushing	D. Morris	D. Posey	<u>T. Savage</u>	J. Tarpinian	A. Johnson	S. Lechler	J. Watt	
11-2 PHILADELPHIA	J. Adams	<u>J. Clowney</u>	B. Cushing	D. Morris	D. Posey	<u>T. Savage</u>	J. Tarpinian	A. Foster	J. Joseph	S. Lechler	
11-16 at Cleveland	J. Adams	J. Aubrey	<u>M. Bullough</u>	A. Foster	K. Jackson	D. Posey	<u>T. Savage</u>	D. Brown	S. Lechler	C. Myers	J. Watt
11-23 CINCINNATI	J. Adams	J. Aubrey	<u>M. Bullough</u>	A. Foster	K. Jackson	D. Posey	<u>T. Savage</u>	B. Cushing	A. Johnson	J. Joseph	S. Lechler
11-30 TENNESSEE	J. Adams	J. Aubrey	<u>J. Clowney</u>	A. Dent	K. Jackson	T. Lewis	D. Posey	G. Graham	J. Joseph	S. Lechler	
12-7 at Jacksonville	J. Adams	J. Aubrey	<u>J. Clowney</u>	G. Graham	<u>A. Hal</u>	T. Lewis	D. Posey	A. Johnson	S. Lechler	J. Watt	
12-14 at Indianapolis	J. Aubrey	G. Graham	A. Hal	A. Johnson	T. Lewis	W. Mercilus	<u>X. Su'a-Filo</u>	D. Brown	J. Joseph	S. Lechler	C. Myers
12-21 BALTIMORE	<u>J. Ankrah</u>	J. Aubrey	G. Graham	M. Mohamed	D. Posey	<u>T. Savage</u>	<u>X. Su'a-Filo</u>	B. Cushing	A. Foster	S. Lechler	
12-28 JACKSONVILLE	<u>J. Ankrah</u>	J. Aubrey	G. Graham	M. Mohamed	D. Posey	<u>T. Savage</u>	<u>X. Su'a-Filo</u>	A. Johnson	S. Lechler	J. Watt	



2014 HIGHS AND LOWS

TEAM HIGHS AND LOWS

	Texans		Opponents	
	High	Low	High	Low
Points	45 vs. TEN	10 at IND	33 vs. IND	6 vs. WAS
First Downs	29 at CLE	14 at IND	37 vs. IND	13 at TEN/vs. JAX
Total Offense	457 vs. TEN	248 vs. CIN	483 vs. PHI	211 vs BAL
Net Yards Rushing	213 at CLE	37 vs. BUF	193 at NYG	33 vs BAL
Net Yards Passing	358 vs. TEN	112 vs. JAX	363 vs. IND	178 vs BAL
Offensive Plays	84 at CLE	52 vs. IND	82 vs. IND	56 at TEN/vs. TEN
Rushing Attempts	54 at CLE	14 vs. JAX	43 vs. CIN	13 at TEN
Pass Attempts	45 vs. CIN	19 at OAK	50 at CLE	28 at NYG
Pass Completions	25 vs. BUF/vs. JAX	13, 3x, last at IND	29 vs. WAS	18 at IND
Passes Had Intercepted	3 at NYG	0, 5x, last at JAX	3, 3x last vs. BAL	0, 3x, last vs. JAX
Sacks Allowed	5 vs. IND/vs. JAX	0, 6x, last vs. BAL	4 vs. PHI/at JAX	0 at OAK/vs. CIN
Fumbles	3 at PIT	0 at DAL/at TEN	3, 3x, last at CLE	0 at JAX
Fumbles Lost	2 vs. IND	0, 6x, last vs. CIN	2, 3x, last at DAL	0, 4x, last vs. JAX
Total Turnovers	3, 3x, last vs. IND	0, 4x, last at JAX	4, 3x, last vs. TEN	0 vs. JAX
Penalties	9 vs. PHI	3 vs. CIN	8 vs. BUF/at CLE	4 at NYG/vs. JAX
Yards Penalized	90 vs. BUF	15 vs. CIN	71 vs. WAS	24 at OAK
Time of Possession	39:48 vs. JAX	20:50 vs. CIN	39:10 vs. CIN	20:12 vs. JAX
Defensive Interceptions	3, 3x, last vs. BAL	0 vs. WAS/vs. JAX	3 at NYG	0, 6x, last at JAX
Total Takeaways	4, 3x, last vs. TEN	0 vs. JAX	3, 3x, last at PIT	0 at OAK, at JAX
Drive (Plays)	98 (11) at TEN	-9 (3) at NYG	94 (13) vs. CIN	-6 (3) at OAK
Third-Down Conversions	11 vs. TEN	1 vs. IND	11 vs. CIN	0 vs. JAX

SEASON INDIVIDUAL HIGHS

	Texans	Opponents
Yards Rushing	157, A. Foster at DAL	176, R. Jennings at NYG
Rushing Attempts	36, A. Blue at CLE	34, R. Jennings at NYG
Rushing TDs	2, A. Foster at DAL/vs. IND/at TEN	1, 5x, most recent: J. Hill vs. CIN
Receptions	10, A. Johnson vs. JAX	12, A. Green vs. CIN
Yards Receiving	238, D. Hopkins vs. TEN	223, T. Hilton vs. IND
Receiving TDs	2, D. Hopkins vs. TEN	2, J. Maclin vs. PHI
Combined Yards	238, D. Hopkins vs. TEN	223, T. Hilton vs. IND
All-Purpose Yards	238, D. Hopkins vs. TEN	223, T. Hilton vs. IND
Yards Passing	358, R. Fitzpatrick vs. TEN	324, T. Romo at DAL
Pass Attempts	45, R. Mallett vs. CIN	50, B. Hoyer at CLE, J. Flacco vs. BAL
Pass Completions	25, R. Fitzpatrick vs. BUF/C. Keenum vs. JAX	29, R. Griffin III vs. WAS
TD Passes	6, R. Fitzpatrick vs. TEN	3, B. Roethlisberger at PIT
Interceptions Thrown	3, R. Fitzpatrick at NYG	3, J. Flacco vs. BAL
Longest Run	51, A. Foster at JAX	41, D. Carr at OAK
Longest Pass Completion	76, D. Hopkins vs. WAS	61, V. Cruz at NYG
Longest Kickoff Return	41, D. Manning vs. BUF	42, B. Sankey vs. TEN
Longest Punt Return	21, K. Martin at JAX	48, D. McCluster at TEN
Longest INT Return	80, J. Watt vs. BUF	25, A. Rolle at NYG
Longest Punt	71, S. Lechler vs. IND	61, T. Way vs. WAS/B. Anger vs. JAX
Longest Field Goal	55, R. Bullock vs. BUF	49, D. Bailey at DAL
Touchdowns Score	3, A. Foster at TEN	2, J. Maclin vs. PHI; T. Smith vs. BAL
Points Score	18, A. Foster at TEN; R. Bullock vs. BAL	12, 3x, T. Smith vs. BAL last



2014 TRANSACTIONS

Jan. 3: Named **Bill O'Brien** head coach.

Jan. 7: Relieved the following coaches of their duties to the team: **Perry Carter** (assistant defensive backs), **Rick Dennison** (offensive coordinator), **Karl Dorrell** (quarterbacks), **Dan Hamerschmidt** (offensive assistant), **Chick Harris** (running backs), **Reggie Herring** (linebackers), **Vance Joseph** (defensive backs), **Bobby King** (assistant linebackers), **Larry Kirksey** (wide receivers), **Marc Lubick** (assistant wide receivers), **Brian Pariani** (tight ends), **Wade Phillips** (defensive coordinator), **Jim Ryan** (assistant offensive line), **Matt Schlotz** (assistant strength and conditioning), **Cedric Smith** (head strength and conditioning) and **Jeff Zgonina** (assistant defensive line).

Jan. 8: Relieved **John Benton** of his duties as offensive line coach.

Feb. 5: Hired **Romeo Crennel** (defensive coordinator), **Jim Bernhard** (Director of Football Research), **John Butler** (secondary), **Doug Colman** (assistant special teams), **Paul Dunn** (offensive line), **Craig Fitzgerald** (head strength and conditioning), **George Godsey** (quarterbacks), **Sean Hayes** (assistant strength and conditioning), **Stan Hixon** (wide receivers), **Tim Kelly** (offensive quality control), **Will Lawing** (defensive quality control), **Charles London** (running backs), **Anthony Midget** (assistant secondary), **John Perry** (tight ends), **Anthony Pleasant** (assistant strength and conditioning) and **Mike Vrabel** (linebackers).

Feb. 26: Signed free agent TE **Zach Potter**.

March 4: Re-signed OLB **Ricky Sapp**.

March 6: Released ILB **Evan Frierson**; Claimed OLB **Paul Hazel** off waivers (Cleveland).

March 11: Released TE **Owen Daniels** and CB **Brice McCain**.

March 14: Re-signed unrestricted free agent TE **Garrett Graham**.

March 18: Signed free agent NT **Jerrell Powe**.

March 21: Signed free agent QB **Ryan Fitzpatrick**; Signed unrestricted free agent S **Kendrick Lewis** (Kansas City); Traded **Matt Schaub** to Oakland for a 2015 sixth-round pick.

March 28: Signed unrestricted free agent S **Chris Clemons** (Miami).

March 31: Released S **Danieal Manning**.

April 3: Re-signed unrestricted free agent CB **Elbert Mack**.

April 8: Signed unrestricted free agent RB **Andre Brown** (New York Giants).

April 16: Signed unrestricted free agent NT **Ricardo Mathews** (Indianapolis).

May 14: Released RB **Ray Graham**, CB **Loyce Means**, WR **Rico Richardson**, RB **Chad Spann**, TE **Phillip Supernaw**, S **Steven Terrell**.

May 16: Signed rookie free agents OLB **Jason Ankrah**, K **Chris Boswell**, NT **Austin Brown**, ILB **Max Bullough**, TE **Chris Coyle**, TE **Anthony Denham**, DL **Tyrone Ezell**, T **Matt Feller**, C **James Ferentz**, G **Kevin Forsch**, DE **Sullivan Grosz**, WR **Travis Labhart**, OLB **Terrance Lloyd**, T **Chris Martin**, OLB **Chris McAllister**,

WR **Anthony McClung**, WR **Nathan Slaughter**, CB **Marcus Williams**, T **Bryan Witzmann**, ILB **Chris Young**; Signed draft selections S **Lonnie Ballentine** (7-256), RB **Alfred Blue** (6-181), CB **Andre Hal** (7-216), NT **Louis Nix III** (3-83), DE **Jeffrey Pagan** (6-177), FB **Jay Prosch** (6-211), QB **Tom Savage** (4-135).

May 19: Signed rookie free agent WR **Lacoltan Bester** and DE **Julius Warmsley**; Released WR **Andy Cruse**, DL **Tyrone Ezell** and WR **Nathan Slaughter**; Waived/Injured T **Chris Martin**.

May 21: Claimed off Waivers G/C **Conor Boffell** (Minnesota) and T **Anthony Dima** (Cleveland).

May 27: Signed selection TE **C.J. Fiedorowicz** (3-65); Released T **Chris Martin**.

May 28: Released G **Kevin Forsch**; Claimed off Waivers WR **Kofi Hughes** (Washington).

June 6: Signed selection OLB **Jadeveon Clowney** (1-1).

June 18: Signed free agents DE **Tim Jackson** and T **Will Yeatman**; Signed selection G **Xavier Su'a-Filo** (2-33); Released TE **Chris Coyle** and DE **Sullivan Grosz**.

June 19: Traded QB **T.J. Yates** to Atlanta for ILB **Akeem Dent**.

July 21: Declared Physically Unable to Perform (PUP); ILB **Brian Cushing**, NT **Louis Nix III**, OLB **Trevardo Williams**; Waived/Failed Physical T **Brennan Williams**.

July 22: Signed free agent TE **Chris Coyle**; Released DE **Tim Jackson** and FB **Brad Smelley**.

July 24: Signed free agent NT **David Hunter**.

July 25: Signed free agent T **Tyson Clabo**; Declared Active/Non-Football Illness G **David Quessenberry**; Declared Active/Non-Football Injury G **Brandon Brooks**, RB **Jonathan Grimes**, OLB **Ricky Sapp**.

July 27: Signed free agent OLBs **Quentin Groves** and **Lawrence Sidbury**; Waived/Injured WR **Alan Bonner** and G **Cody White**; Waived/Left Squad T **Anthony Dima**.

July 29: Signed free agent RB **Tim Cornett** and T **Mike Farrell**; Terminated/Vested Veteran- Non-Football Injury OLB **Ricky Sapp**.

July 31: Elevated RB **Jonathan Grimes** to the active roster from the Active/Non-Football Injury list; Elevated OLB **Trevardo Williams** to the active roster from the Active/Physically Unable to Perform list.

August 1: Signed free agent WR **Joe Adams** and T **Brice Schwab**; Waived/Injured T **Bryan Witzmann**; Released OLB **Trevardo Williams**.

August 2: Signed free agent G **Bronson Irwin**; Released TE **Chris Coyle**.

August 4: Claimed G/C **Sam Longo** off waivers (Miami); Released T **Brice Schwab**.

August 8: Released WR **Kofi Hughes**.

August 12: Released RB **Andre Brown**, RB **Tim Cornett** and RB



2014 TRANSACTIONS

Dennis Johnson; Signed RB **Ronnie Brown** and RB **William Powell**; Elevated NT **Louis Nix III** to the active roster from the Active/Physically Unable to Perform list.

August 13: Signed CB **Junior Mertile**; Elevated ILB **Brian Cushing** to the active roster from the Active/Physically Unable to Perform list.

August 19: Elevated G **Brandon Brooks** to the active roster from the Active/Non-Football Injury list.

August 25: Declared Reserve/Injured S **Lonnie Ballentine**; Declared G **David Quessenberry** Reserve/Non-Football Illness; Released WR **Joe Adams**, NT **Austin Brown**, NT **David Hunter**, WR **Alec Lemon**, OLB **Terrance Lloyd**, G **Sam Longo**, CB **Junior Mertile**, RB **William Powell** and OLB **Lawrence Sidbury**.

August 26: Waived/Injured OLB **Paul Hazel** and WR **Anthony McClung**; Released G **Conor Boffeli**.

August 30: Released WR **Lacoltan Bester**, K **Chris Boswell**, DE **Keith Browner**, ILB **Max Bullough**, TE **Anthony Denham**, T **Mike Farrell**, T **Matt Feiler**, C **James Ferentz**, OLB **Quentin Groves**, CB **Brandon Harris**, OLB **Paul Hazel** (injury settlement); G **Bronson Irwin**, G **Alex Kupper**, WR **Travis Labhart**, NT **Ricardo Mathews**, OLB **Chris McAllister**, WR **EZ Nwachukwu**, FB **Toben Oporum**, TE **Zach Potter**, S **Jawanza Starling**, DE **Julius Warmesley**, CB **Marcus Williams** and ILB **Chris Young**.

August 31: Declared Reserve/Injured T **Yeatman**; Released QB **Case Keenum**, WR **Anthony McClung** (injury settlement), WR **Mike Thomas**, CB **Josh Victorian**; Signed to the Practice Squad: DE **Keith Browner**, ILB **Max Bullough**, TE **Anthony Denham**, T **Matt Feiler**, C **James Ferentz**, G **Alex Kupper**, WR **Travis Labhart**, WR **EZ Nwachukwu**, FB **Toben Oporum**, and CB **Marcus Williams**; Claimed off Waivers T **Jeff Adams** (Tennessee), WR **Damaris Johnson** (Philadelphia) and CB **Darryl Morris** (San Francisco).

September 1: Released S **Chris Clemons**; Signed S **Danieal Manning**.

September 16: Released OLB **Jason Ankrah**; Signed OLB **Ricky Sapp**; Released from the Practice Squad WR **Travis Labhart**; Signed to the Practice Squad S **Josh Aubrey**.

September 24: Declared Reserve/Injured NT **Louis Nix III**; Signed NT **Ryan Pickett**; Released from Practice Squad CB **Marcus Williams**; Signed to the Practice Squad K **Chris Boswell**.

September 30: Signed S **Josh Aubrey** to the active roster from the Practice Squad; Signed to the Practice Squad WR **Travis Labhart**; Placed on Practice Squad/Injured WR **EZ Nwachukwu**; Released S **Shiloh Keo**; Released from Practice Squad K **Chris Boswell**.

October 1: Signed CB **Jumal Rolle** from the Green Bay Practice Squad; Signed to the Practice Squad CB **Charles James** and CB **Kendall James**; Released RB **Ronnie Brown**.

October 2: Reached an Injury Settlement with **EZ Nwachukwu** (Practice Squad/Injured).

October 7: Signed OLB **John Simon** from the Baltimore Practice Squad; Signed to the Practice Squad OLB **Jason Ankrah**; Released from the Practice Squad FB **Toben Oporum**; Placed on

Reserve/Injured OLB **Ricky Sapp**.

October 28: Released CB **Elbert Mack**; Released from the Practice Squad CB **Kendall James**.

October 29: Signed ILB **Zac Diles**; Signed to the Practice Squad RB **Ben Malena**.

November 11: Waived ILB **Zac Diles**.

November 12: Signed ILB **Max Bullough** to the active roster from the Practice Squad; Signed to the Practice Squad T **Chris Martin**.

November 18: Waived OLB **Ricky Sapp** from Reserve/Injured

November 25: Released from the Practice Squad T **Chris Martin**.

November 26: Signed QB **Thad Lewis**; Declared Reserve/Injured QB **Ryan Mallett**; Signed to the Practice Squad S **Terrance Parks**.

December 3: Signed TE **Anthony Denham** to the active roster from the Practice Squad; Declared Reserve/Injured ILB **Max Bullough**; Signed to the Practice Squad WR **Jace Davis**.

December 10: Signed OLB **Jason Ankrah** to the active roster from the Practice Squad; Declared Reserve/Injured OLB **Jadeveon Clowney**; Signed to the Practice Squad OLB **Kourtnei Brown**.

December 12: Signed DE **Keith Browner** to the active roster from the Practice Squad; Declared Reserve/Injured DE **Tim Jamison**.

December 15: Signed to the Practice Squad WR **EZ Nwachukwu**.

December 16: Signed QB **Case Keenum** from the St. Louis Rams Practice Squad; Declared Reserve/Injured QB **Ryan Fitzpatrick**; Signed to the Practice Squad QB **Ricky Stanzi**.

December 30: Signed OLB **Kourtnei Brown**, WR **Jace Davis**, T **Matt Feiler**, C **James Ferentz**, CB **Charles James**, WR **Travis Labhart**, RB **Ben Malena**, WR **EZ Nwachukwu** and S **Terrance Parks** to reserve/future contracts.



2014 FINAL NFL STANDINGS

AMERICAN FOOTBALL CONFERENCE

East Division											
Team	W	L	T	Pct	PF	PA	Home	Away	Conf	Div	Streak
z-New England Patriots	12	4	0	.750	468	313	7-1-0	5-3-0	9-3-0	4-2-0	Lost 1
Buffalo Bills	9	7	0	.563	343	289	5-3-0	4-4-0	5-7-0	4-2-0	Won 1
Miami Dolphins	8	8	0	.500	388	373	4-4-0	4-4-0	6-6-0	3-3-0	Lost 1
New York Jets	4	12	0	.250	283	401	2-6-0	2-6-0	4-8-0	1-5-0	Won 1

North Division											
Team	W	L	T	Pct	PF	PA	Home	Away	Conf	Div	Streak
y-Pittsburgh Steelers	11	5	0	.688	436	368	6-2-0	5-3-0	9-3-0	4-2-0	Won 4
x-Cincinnati Bengals	10	5	1	.656	365	344	5-2-1	5-3-0	7-5-0	3-3-0	Lost 1
x-Baltimore Ravens	10	6	0	.625	409	302	6-2-0	4-4-0	6-6-0	3-3-0	Won 1
Cleveland Browns	7	9	0	.438	299	337	4-4-0	3-5-0	4-8-0	2-4-0	Lost 5

South Division											
Team	W	L	T	Pct	PF	PA	Home	Away	Conf	Div	Streak
y-Indianapolis Colts	11	5	0	.688	458	369	6-2-0	5-3-0	9-3-0	6-0-0	Won 1
HOUSTON TEXANS	9	7	0	.563	372	307	5-3-0	4-4-0	8-4-0	4-2-0	WON 2
Jacksonville Jaguars	3	13	0	.188	249	412	3-5-0	0-8-0	2-10-0	1-5-0	Lost 1
Tennessee Titans	2	14	0	.125	254	438	1-7-0	1-7-0	2-10-0	1-5-0	Lost 10

West Division											
Team	W	L	T	Pct	PF	PA	Home	Away	Conf	Div	Streak
y-Denver Broncos	12	4	0	.750	482	354	8-0-0	4-4-0	10-2-0	6-0-0	Won 1
Kansas City Chiefs	9	7	0	.563	353	281	6-2-0	3-5-0	7-5-0	3-3-0	Won 1
San Diego Chargers	9	7	0	.563	348	348	5-3-0	4-4-0	6-6-0	2-4-0	Lost 1
Oakland Raiders	3	13	0	.188	253	452	3-5-0	0-8-0	2-10-0	1-5-0	Lost 1

NATIONAL FOOTBALL CONFERENCE

East Division											
Team	W	L	T	Pct	PF	PA	Home	Away	Conf	Div	Streak
y-Dallas Cowboys	12	4	0	.750	467	352	4-4-0	8-0-0	8-4-0	4-2-0	Won 4
Philadelphia Eagles	10	6	0	.625	474	400	6-2-0	4-4-0	6-6-0	4-2-0	Won 1
New York Giants	6	10	0	.375	380	400	3-5-0	3-5-0	4-8-0	2-4-0	Lost 1
Washington Redskins	4	12	0	.250	301	438	3-5-0	1-7-0	2-10-0	2-4-0	Lost 1

North Division											
Team	W	L	T	Pct	PF	PA	Home	Away	Conf	Div	Streak
y-Green Bay Packers	12	4	0	.750	486	348	8-0-0	4-4-0	9-3-0	5-1-0	Won 2
x-Detroit Lions	11	5	0	.688	321	282	7-1-0	4-4-0	9-3-0	5-1-0	Lost 1
Minnesota Vikings	7	9	0	.438	325	343	5-3-0	2-6-0	6-6-0	1-5-0	Won 1
Chicago Bears	5	11	0	.313	319	442	2-6-0	3-5-0	4-8-0	1-5-0	Lost 5

South Division											
Team	W	L	T	Pct	PF	PA	Home	Away	Conf	Div	Streak
y-Carolina Panthers	7	8	1	.469	339	374	4-4-0	3-4-1	6-6-0	4-2-0	Won 4
New Orleans Saints	7	9	0	.438	401	424	3-5-0	4-4-0	6-6-0	3-3-0	Won 1
Atlanta Falcons	6	10	0	.375	381	417	3-5-0	3-5-0	6-6-0	5-1-0	Lost 1
Tampa Bay Buccaneers	2	14	0	.125	277	410	0-8-0	2-6-0	1-11-0	0-6-0	Lost 6

West Division											
Team	W	L	T	Pct	PF	PA	Home	Away	Conf	Div	Streak
z-Seattle Seahawks	12	4	0	.750	394	254	7-1-0	5-3-0	10-2-0	5-1-0	Won 6
x-Arizona Cardinals	11	5	0	.688	310	299	7-1-0	4-4-0	8-4-0	3-3-0	Lost 2
San Francisco 49ers	8	8	0	.500	306	340	4-4-0	4-4-0	7-5-0	2-4-0	Won 1
St. Louis Rams	6	10	0	.375	324	354	3-5-0	3-5-0	4-8-0	2-4-0	Lost 3

x - Clinched Playoff Spot; y - Clinched Division; z - Clinched Home Field

POSTSEASON RESULTS

AFC WILD CARD
 Baltimore 30, Pittsburgh 17
 Indianapolis 26, Cincinnati 10

NFC WILD CARD
 Carolina 27, Arizona 16
 Dallas 24, Detroit 20

AFC DIVISIONAL
 New England 35, Baltimore 31
 Indianapolis 24, Denver 13

NFC DIVISIONAL
 Seattle 31, Carolina 17
 Green Bay 26, Dallas 21

AFC CHAMPIONSHIP
 New England 45, Indianapolis 7

NFC CHAMPIONSHIP
 Seattle 28, Green Bay 22 (OT)

SUPER BOWL XLIX
 New England 28, Seattle 24

LEAGUE LEADERS

Scoring, Kickers

AFC S. Gostowski, New England 156
 NFC C. Parkey, Philadelphia 150

Scoring, Nonkickers

AFC A. Brown, Pittsburgh 86
 NFC M. Lynch, Seattle 102

Rushing Yards

AFC L. Bell, Pittsburgh 1,361
 NFC D. Murray, Dallas 1,845

Passer Rating

AFC B. Roethlisberger, Pitt. 103.3
 NFC T. Romo, Dallas 113.2

Receiving Yards

AFC A. Brown, Pittsburgh 1,698
 NFC J. Jones, Atlanta 1,593

Interceptions

AFC T. Gipson, Cleveland 6
 NFC G. Quin, Detroit 7

Sacks

AFC J. Houston, Kansas City 22.0
 NFC C. Barwin, Philadelphia 14.5



GAME 1: Houston 17, Washington 6

71,770 • NRG Stadium • Houston, Texas • Sept. 7, 2014

GAME SUMMARY

The Houston Texans defeated the Washington Redskins 17-6 in front of a season-opening record 71,770 fans at NRG Stadium. **Bill O'Brien** earned his first win as the Texans' head coach as Houston began the 2014 season 1-0. Founder, Chairman, and CEO **Bob McNair** awarded the game ball to O'Brien.

DE **J.J. Watt** blocked an extra point attempt, had a fumble recovery, three tackles (including two for a loss), one pass defended, five quarterback hits, and a sack on Robert Griffin III for a loss of 6 yards.

Griffin completed 29 of 37 passes for 267 yards but was sacked three times, once each by Watt, OLB **Brooks Reed** and SS **D.J. Swearinger**.

QB **Ryan Fitzpatrick** was 14 of 22 for 206 yards, one touchdown and a passer rating of 109.3 in his debut for the Texans. RB **Arian Foster** rushed for 103 yards on 27 carries to post his 26th career 100-yard rushing game.

Defenses dominated early in the game. Swearinger had his first career sack for a loss of 8 yards, a quarterback hit, and a tackle for loss in the first quarter.

Washington opened the scoring with a 1-yard touchdown run by FB **Darrel Young** in the second quarter. Watt blocked the extra point attempt to keep Washington's lead at 6-0.

Houston didn't wait long to respond, adding 14 unanswered points in the second quarter. Fitzpatrick connected with WR **DeAndre Hopkins** for a 76-yard scoring strike with 4:28 remaining in the half. Rookie RB **Alfred Blue** added another score on a blocked punt following a three-and-out by Washington to build a 14-6 leading heading into intermission.

OLB **Jadeveon Clowney** headed into the locker room before halftime with a knee injury and did not return. Clowney, who had one tackle in his NFL debut, was spelled by OLB **Whitney Mercilus** in the second half.

K **Randy Bullock** added the lone field goal on the day on a 42-yarder to extend the Texans' lead late in the fourth quarter.

SCORING

SCORE BY PERIODS	1	2	3	4	OT	Total
Washington Redskins	0	6	0	0	-	6
Houston Texans	0	14	0	3	-	17

SCORING DRIVES

Team	Qtr	Time	Play Description (Extra Point) (Drive Info)	WAS	HOU
Redskins	2	6:06	D. Young 1 yd. run (kick blocked) (4-46, 1:37)	6	0
Texans	2	4:15	D. Hopkins 76 yd. pass from R. Fitzpatrick (R. Bullock kick) (4-89, 1:51)	6	7
Texans	2	2:09	A. Blue 5 yd. return of blocked punt (R. Bullock kick)	6	14
Texans	4	1:55	R. Bullock 42 yd. Field Goal (13-68, 6:32)	6	17

TEAM STATISTICS

	REDSKINS	TEXANS
TOTAL FIRST DOWNS	20	16
THIRD DOWN EFFICIENCY	3-12-25%	7-14-50%
FOURTH DOWN EFFICIENCY	0-1-0%	0-0-0%
TOTAL NET YARDS	372	316
NET YARDS RUSHING	131	115
NET YARDS PASSING	241	201
PASS ATTEMPTS-COMPLETIONS-HAD INTERCEPTED	37-29-0	22-14-0
KICKOFFS Number-In End Zone-Touchbacks	2-2-1	4-4-2
PUNTS Number and Average	6-41.0	6-51.0
Net Punting Average	36.3	38.3
FGs - PATs Had Blocked	0-1	0-0
TOTAL RETURN YARDAGE (Not Including Kickoffs)	36	28
PENALTIES Number and Yards	7-70	6-45
FUMBLES Number and Lost	3-2	2-1
TOUCHDOWNS	1	2
EXTRA POINTS Kicking Made-Attempts	0-1	2-2
FIELD GOALS Made-Attempts	0-0	1-1
RED ZONE EFFICIENCY	1-2-50%	0-2-0%
GOAL TO GO EFFICIENCY	1-2-50%	0-0-0%
SAFETIES	0	0
TIME OF POSSESSION	30:54	29:06

INDIVIDUAL STATISTICS

RUSHING (Att-Yds): Washington, A. Morris 14-91, R. Helu 4-46, R. Griffin 3-2, D. Young 1-1, D. Jackson 1-(-9). Houston, A. Foster 27-103, R. Fitzpatrick 4-10, J. Grimes 1-2, A. Blue 1-0.

PASSING (C-A-Y-I): Washington, R. Griffin 29-37-267-0. Houston, R. Fitzpatrick 14-22-206-0.

RECEIVING (Rec-Yds): Washington, P. Garcon 10-77, D. Jackson 8-62, N. Paul 4-86, R. Helu 2-15, L. Paulsen 2-0, A. Roberts 1-22, J. Reed 1-4, D. Young 1-1. Houston, A. Johnson 6-93, D. Hopkins 4-89, A. Foster 2-17, R. Griffin 1-6, D. Johnson 1-1.

SACKS (Sk-Yds): Washington, J. Hatcher 1.0-5. Houston, B. Reed 1.0-12, D. Swearinger 1.0-8, J. Watt 1.0-6.

INTERCEPTIONS (Int-Yds): Washington, none. Houston, none.

TACKLES (S-A-T): Washington, D. Hall 7-1-8, P. Riley 4-2-6, K. Robinson 5-0-5, D. Amerson 5-0-5, J. Hatcher 4-1-5, R. Clark 4-1-5, B. Orakpo 2-2-4, J. Jenkins 3-0-3, R. Kerrigan 2-1-3, C. Baker 2-1-3, B. Rambo 1-1-2, B. Cofield 1-0-1, K. Golston 1-0-1, B. Breeland 1-0-1. Houston, J. Joseph 11-0-11, D. Swearinger 6-2-8, K. Jackson 6-2-8, B. Reed 4-1-5, K. Lewis 4-1-5, B. Cushing 2-3-5, J. Crick 3-1-4, A. Bouye 3-0-3, D. Manning 3-0-3, J. Watt 2-1-3, T. Jamison 2-0-2, J. Clowney 1-0-1, J. Tuggle 0-1-1.

MISSED FIELD GOALS: Washington, none. Houston, none.



GAME 2: Houston 30, Oakland 14

54,063 • O.co Coliseum • Oakland, Calif. • Sept. 14, 2014

GAME SUMMARY

Houston entered the infamous Black Hole and emerged victorious, defeating the Oakland Raiders 30-14 in Week 2.

The Texans scored the first 27 points of the game, beginning with a 1-yard touchdown catch by DE **J.J. Watt**, who lined up as a tight end on the team's first offensive series.

QB **Ryan Fitzpatrick** threw two touchdowns in the Texans win, to Watt and a 12-yarder to WR **DeAndre Hopkins** in the third quarter, completing 14-of-19 for 139 yards and a passer rating of 129.1. RB **Arian Foster** had his second-consecutive 100-yard game, rushing for 138 yards on 28 carries, and a touchdown, Houston's second of the day. WR **Andre Johnson** led the receiving corps with six catches for 74 yards.

In the first quarter, the Texans outgained the Raiders 150-3 and scored on their first three drives for the first time since Week 3 of the 2012 season to build 17-0 lead.

The Texans defense also did its part, forcing four turnovers. Both **D.J. Swearinger** and **Johnathan Joseph** had a forced fumble and a fumble recovery each. Raiders rookie QB **Derek Carr** was picked off by **Kareem Jackson** and **Brooks Reed**.

Carr struggled early in his outing against his brother's former team, completing 27-of-42 for 263, one touchdown, two interceptions, and a passer rating of 69.8. The Raiders were scoreless until early in the fourth quarter, following a 1-yard touchdown run by **Darren McFadden**. Carr completed his lone touchdown pass of the day to **James Jones** with 0:13 remaining in the game.

Randy Bullock successfully hit on his first three field goals from 33, 39, and 46 yards and set a franchise record with a field goal in his 16th consecutive game. His fourth kick was blocked by **Justin Tuck** with 1:55 left in the fourth quarter.

SCORING

SCORE BY PERIODS	1	2	3	4	OT	Total
Houston Texans	14	3	10	3	-	30
Oakland Raiders	0	0	0	14	-	14

SCORING DRIVES

Team	Qtr	Time	Play Description (Extra Point) (Drive Info)	HOU	OAK
Texans	1	9:37	J.Watt 1 yd. pass from R.Fitzpatrick (R.Bullock kick) (10-80, 5:23)	7	0
Texans	1	0:05	A.Foster 5 yd. run (R.Bullock kick) (13-70, 8:07)	14	0
Texans	2	10:31	R.Bullock 33 yd. Field Goal (5-9, 2:23)	17	0
Texans	3	8:29	D.Hopkins 12 yd. pass from R.Fitzpatrick (R.Bullock kick) (5-21, 2:09)	24	0
Texans	3	3:14	R.Bullock 39 yd. Field Goal (6-24, 3:53)	27	0
Raiders	4	14:07	D.McFadden 1 yd. run (S.Janikowski kick) (9-79, 4:07)	27	7
Texans	4	4:46	R.Bullock 46 yd. Field Goal (14-52, 9:21)	30	7
Raiders	4	0:13	J.Jones 9 yd. pass from D.Carr (S.Janikowski kick) (13-83, 1:42)	30	14

TEAM STATISTICS

	TEXANS	RAIDERS
TOTAL FIRST DOWNS	20	22
THIRD DOWN EFFICIENCY	9-15-60%	2-9-22%
FOURTH DOWN EFFICIENCY	0-0-0%	2-2-100%
TOTAL NET YARDS	327	364
NET YARDS RUSHING	188	101
NET YARDS PASSING	139	263
PASS ATTEMPTS-COMPLETIONS-HAD INTERCEPTED	19-14-0	42-27-2
KICKOFFS Number-In End Zone-Touchbacks	7-7-3	3-2-2
PUNTS Number and Average	2-50.0	3-40.0
Net Punting Average	48.5	37.0
FGs - PATS Had Blocked	1-0	0-0
TOTAL RETURN YARDAGE (Not Including Kickoffs)	78	3
PENALTIES Number and Yards	7-85	5-24
FUMBLES Number and Lost	1-0	3-2
TOUCHDOWNS	3	2
EXTRA POINTS Kicking Made-Attempts	3-3	2-2
FIELD GOALS Made-Attempts	3-4	0-0
RED ZONE EFFICIENCY	3-5-60%	2-2-100%
GOAL TO GO EFFICIENCY	2-3-67%	2-2-100%
SAFETIES	0	0
TIME OF POSSESSION	38:36	21:24

INDIVIDUAL STATISTICS

RUSHING (Att-Yds): Houston, A. Foster 28-138, A. Blue 11-40, J. Grimes 3-9, R. Brown 3-2, R. Mallett 1--1. Oakland, D. Carr 4-58, D. McFadden 12-37, L. Murray 1-6.

PASSING (C-A-I-Yds): Houston, R. Fitzpatrick 14-19-0-139. Oakland, D. Carr 27-42-2-263.

RECEIVING (Rec-Yds): Houston, A. Johnson 6-74, D. Hopkins 3-22, A. Foster 1-12, G. Graham 1-26, D. Johnson 1-4, J. Watt 1-1. Oakland, J. Jones 9-112, A. Holmes 5-45, M. Rivera 5-31, D. Moore 3-29, D. McFadden 2-31, M. Reece 1-11, R. Streater 1-6, B. Butler 1--2.

SACKS (Sk-Yds): Houston, none. Oakland, none.

INTERCEPTIONS (Int-Yds): Houston, K. Jackson 1-65, B. Reed 1-4. Oakland, none.

TACKLES (S-A-T): Houston, A. Bouye 7-1-8, B. Cushing 5-1-6, J. Joseph 4-1-5, D. Morris 4-1-5, K. Lewis 3-1-4, J. Tuggle 3-0-3, D. Swearinger 3-0-3, K. Jackson 2-0-2, M. Mohamed 2-0-2, D. Manning 2-0-2, J. Crick 1-0-1, W. Mercilus 1-0-1, J. Ankrum 1-0-1, TEAM 1-0-1. Oakland, T. Branch 9-2-11, C. Woodson 7-1-8, K. Mack 6-0-6, S. Moore 4-2-6, P. Sims 5-0-5, T. Brown 4-1-5, C. Chekwa 3-1-4, J. Ellis 3-0-3, J. Tuck 2-1-3, C. Rogers 2-1-3, TEAM 2-0-2, M. Burris 2-0-2, K. Malava 1-1-2, C. Wilson 1-0-1.

MISSED FIELD GOALS: Houston, Bullock 27 (BL).



GAME 3: New York Giants 30, Houston 17

77,462 • MetLife Stadium • East Rutherford, N.J. • Sept. 21, 2014

GAME SUMMARY

The Texans lost their first game of the 2014 season to the New York Giants, 30-17, at MetLife Stadium. The Giants took a 14-0 lead in the first half while turnovers mounted for Houston.

Texans QB **Ryan Fitzpatrick** was 20 of 34 for 289 yards, one touchdown and three interceptions. RB **Alfred Blue** made his first career start in place of **Arian Foster**, who was inactive, and rushed for 78 yards on 13 carries. Fitzpatrick was the second-leading rusher with 34 yards and scored on a 1-yard run late in the game. WR **DeAndre Hopkins** posted his second career 100-yard game with 116 yards on six catches, leading the wide receiver group.

Giants QB **Eli Manning** completed 21 of 28 passes for 234 yards and two touchdowns. RB **Rashad Jennings** had a touchdown and rushed for 176 yards on 34 attempts.

It was a sloppy first quarter by both teams. Houston's first drive ended with Fitzpatrick's first interception of the season. P **Shane Lechler**'s 10-yard pass to Blue on fourth and 1 out of punt formation extended the drive but **Prince Amukamara** picked off Fitzpatrick three plays later at the Giants 36-yard line to end the drive. The Giants fumbled on their second offensive series and had a bad snap on a 30-yard field goal attempt that kept them scoreless for the first quarter.

Manning and the Giants offense bounced back in the second quarter scoring a pair of touchdowns for a 14-0 lead at halftime. **Victor Cruz** opened the scoring with a 26-yard touchdown reception at the 3:21 mark of the second quarter.

Fitzpatrick's second interception of the game on the ensuing Texans drive proved costly. Giants S **Antrel Rolle** picked off the Texans signal caller at the Houston 27 and returned the ball to the 2-yard line with 1:48 remaining in the first half. Three plays later, Jennings plunged in from 1 yard out to extend the Giants lead to 14-0 with 1:07 remaining in the first half.

Josh Brown pushed New York's lead to 17-0 with a 39-yard field goal at the 10:39 mark of the third quarter, which was otherwise dominated by the Texans. Houston outgained the Giants 178-83 and scored 10 points in the frame to cut the lead to 17-10. **Randy Bullock** opened the scoring with a 27-yard field goal and **Damaris Johnson** hauled in a 44-yard touchdown pass from Fitzpatrick to finish a 4-play and 93-yard drive.

The Giants responded with 13 points in the fourth quarter, capitalizing on more Texans mistakes that included a blocked punt deep in Houston territory and Fitzpatrick's third interception.

The Texans defense was led by ILB **Brian Cushing**, who tied a franchise record with 17 tackles. DE **J.J. Watt** had a sack for a loss of 8 yards and CB **Johnathan Joseph** had his second fumble recovery of the season.

SCORING

SCORE BY PERIODS	1	2	3	4	OT	Total
Houston Texans	0	0	10	7	-	17
New York Giants	0	14	3	13	-	30

SCORING DRIVES

Team	Qtr	Time	Play Description (Extra Point) (Drive Info)	HOU	NYG
Giants	2	3:21	V.Cruz 26 yd. pass from E.Manning (J.Brown kick) (9-83, 4:23)	0	7
Giants	2	1:07	R.Jennings 1 yd. run (J.Brown kick) (3-2, 0:41)	0	14
Giants	3	10:39	J.Brown 39 yd. Field Goal (6-24, 2:34)	0	17
Texans	3	6:09	R.Bullock 27 yd. Field Goal (9-71, 4:30)	3	17
Texans	3	2:13	D.Johnson 44 yd. pass from R.Fitzpatrick (R.Bullock kick) (4-93, 2:03)	10	17
Giants	4	12:19	J.Brown 29 yd. Field Goal (10-66, 4:54)	10	20
Giants	4	9:25	D.Fells 9 yd. pass from E.Manning (J.Brown kick) (3-29, 1:06)	10	27
Giants	4	5:33	J.Brown 31 yd. Field Goal (7-16, 3:39)	10	30
Texans	4	2:00	R.Fitzpatrick 1 yd. run (R.Bullock kick) (8-80, 3:33)	17	30

TEAM STATISTICS

	TEXANS	GIANTS
TOTAL FIRST DOWNS	20	26
THIRD DOWN EFFICIENCY	2-12-17%	4-12-33%
FOURTH DOWN EFFICIENCY	1-2-50%	0-1-0%
TOTAL NET YARDS	411	419
NET YARDS RUSHING	119	193
NET YARDS PASSING	292	226
PASS ATTEMPTS-COMPLETIONS-HAD INTERCEPTED	35-21-3	28-21-0
KICKOFFS Number-In End Zone-Touchbacks	4-2-2	7-5-4
PUNTS Number and Average	5-41.0	4-39.8
Net Punting Average	34.6	39.0
FGs - PATS Had Blocked	0-0	0-0
TOTAL RETURN YARDAGE (Not Including Kickoffs)	3	47
PENALTIES Number and Yards	5-40	4-31
FUMBLES Number and Lost	1-0	2-1
TOUCHDOWNS	2	3
EXTRA POINTS Kicking Made-Attempts	2-2	3-3
FIELD GOALS Made-Attempts	1-1	3-3
RED ZONE EFFICIENCY	1-2-50%	2-7-29%
GOAL TO GO EFFICIENCY	1-1-100%	2-2-100%
SAFETIES	0	0
TIME OF POSSESSION	27:26	32:34

INDIVIDUAL STATISTICS

RUSHING (Att-Yds): Houston, A. Blue 13-78, R. Fitzpatrick 7-34, J. Grimes 1-5, R. Brown 3-2, D. Johnson 1-0. New York, R. Jennings 34-176, A. Williams 6-18, S. Weatherford 1-0, E. Manning 1-1.

PASSING (C-A-I-Yds): Houston, R. Fitzpatrick 34-20-3-289, S. Lechler 1-1-0-10. New York, E. Manning 28-21-0-234.

RECEIVING (Rec-Yds): Houston, D. Hopkins 6-116, G. Graham 5-41, A. Johnson 4-24, D. Johnson 2-56, J. Grimes 1-31, K. Martin 1-16, A. Blue 1-10, R. Brown 1-5. New York, L. Donnell 6-45, V. Cruz 5-107, R. Randle 5-27, P. Parker 3-33, D. Fells 2-22.

SACKS (Sk-Yds): Houston, J. Watt 1-0-8. New York, T. McBride 1-0-1, J. McClain 0-5-3, J. Hankins 0-5-3.

INTERCEPTIONS (Int-Yds): Houston, none. New York, A. Rolle 1-25, D. Rodgers Cromartie 1-10, P. Amukamara 1-0.

TACKLES (S-A-T): Houston, B. Cushing 8-9-17, K. Lewis 11-1-12, J. Watt 5-2-7, D. Swearingner 2-4-6, J. Joseph 5-0-5, T. Jamison 4-1-5, D. Manning 3-2-5, W. Mercilus 3-2-5, J. Crick 2-3-5, D. Morris 4-0-4, B. Reed 2-2-4, J. Tuggle 2-2-4, M. Mohamed 2-2-4, J. Powe 3-0-3, A. Bouye 1-2-3, K. Jackson 2-0-2, R. Sapp 1-0-1. New York, J. McClain 9-2-11, J. Pierre-Paul 5-2-7, T. McBride 5-1-6, P. Amukamara 4-1-5, J. Williams 3-2-5, C. Jenkins 3-1-4, A. Rolle 3-1-4, M. Herzlich 3-1-4, J. Hankins 1-3-4, R. Ayers 3-0-3, D. Rodgers-Cromartie 3-0-3, N. Berhe 1-1-2, S. Brown 1-1-2, D. Moore 0-2-2, M. Kiwanuke 1-0-1, Z. Bowman 1-0-1, M. Patterson 0-1-1.

MISSED FIELD GOALS: None.



GAME 4: Houston 23, Buffalo 17

71,756 • NRG Stadium • Houston, Texas • Sept. 28, 2014

GAME SUMMARY

Despite committing costly penalties and a trio of turnovers, the Texans escaped with a 23-17 win against the Buffalo Bills at NRG Stadium. Houston improved to 3-1 on the season for the third time in franchise history with the win.

After trailing 10-0 in the second quarter, Houston managed to pull out a victory with several big plays: WR DeAndre Hopkins' 35-yard touchdown catch, DE J.J. Watt's 80-yard interception return for a touchdown, an interception by CB Darryl Morris with 1:14 to play, and three field goals by K Randy Bullock, two of which were for more than 50 yards.

The Texans relied heavily on QB Ryan Fitzpatrick who was 25-of-37 for 268 yards, one touchdown and two interceptions against his former team. Houston's defense was solid with the exception of one breakdown in the fourth quarter and held Buffalo to 96 yards rushing while not allowing a rushing touchdown. The Texans defense also intercepted Bills QB E.J. Manuel twice.

RB Arian Foster, who returned to the lineup after being inactive in Week 3, shared carries with rookie RB Alfred Blue against a stout Buffalo defense. The duo mustered just 15 yards on 17 carries combined. Foster added seven catches for 55 yards. WR Andre Johnson led Houston's receivers with 6 catches for 71 yards but headed to the locker room in the fourth quarter with an ankle injury and did not return.

The game was scoreless until the second quarter. The Bills struck first with a 31-yard field goal by Dan Carpenter at the 11:37 mark of the second quarter after Buffalo burned two time-outs on a 13-play, 67-yard drive. Johnson fumbled at the Buffalo 36 on the ensuing possession. The Bills recovered and pushed the lead to 10-0 with Sammy Watkins' 5-yard touchdown grab at the 5:54 mark.

Houston answered two possessions later. Fitzpatrick found Hopkins with a 35-yard scoring strike to trim the lead to 10-7 with 57 seconds remaining in the first half.

Turnovers mounted for both sides to start the third quarter. Fitzpatrick's first pass of the second half was deflected and intercepted by Nigel Bradham at the Houston 19. It was a short-lived drive, as Watt picked off Manuel on third down and returned the interception 80 yards for a score. It was Watt's first defensive touchdown in the regular season and the sixth-longest interception return by a defensive lineman in NFL history. It also gave Houston its first lead of the game, 14-10.

Bullock ran the Texans lead to 20-10 with a 41-yard field goal in the third quarter and a career-long 55-yard conversion with 9:21 remaining in the fourth. Manuel answered immediately on the next play from scrimmage, hitting Mike Williams for an 80-yard score to cut Houston's lead to 20-17.

Veteran SS Daniele Manning set the tone for Houston's response with a 41-yard return on the ensuing kickoff. Houston started at its own 36-yard line and grinded out 32 yards on eight plays to set up Bullock's 50-yard field goal with 4:49 remaining. The drive ate up 4:19 and gave Houston a 23-17 lead.

The teams traded punts on the next two possessions to set up an all-or-nothing last possession for Buffalo. Leodis McKelvin returned Shane Lechler's 44-yard punt 11 yards to set the Bills up at their own 29-yard line. A short run and two completions by Manuel took the Bills to the Houston 41. Texans CB Darryl Morris ended the drama at the 1:14 mark, picking off Manuel at the Houston 14-yard line to seal the win.

SCORING

SCORE BY PERIODS	1	2	3	4	OT	Total
Buffalo Bills	0	10	0	7	-	17
Houston Texans	0	7	10	6	-	23

SCORING DRIVES

Team	Qtr	Time	Play Description (Extra Point) (Drive Info)	BUF	HOU
Bills	2	11:37	D.Carpenter 31 yd. Field Goal (13-67, 6:13)	3	0
Bills	2	5:54	S.Walkins 5 yd. pass from E.Manuel (D.Carpenter kick) (8-49, 3:56)	10	0
Texans	2	0:57	D.Hopkins 35 yd. pass from R.Fitzpatrick (R.Bullock kick) (8-80, 2:32)	10	7
Texans	3	13:28	J.Watt 80 yd. interception return (R.Bullock kick)	10	14
Texans	3	6:14	R.Bullock 41 yd. Field Goal (12-42, 6:10)	10	17
Texans	4	9:21	R.Bullock 55 yd. Field Goal (4-7, 1:30)	10	20
Bills	4	9:08	M.Williams 80 yd. pass from E.Manuel (D.Carpenter kick) (1-80, 0:13)	17	20
Texans	4	4:49	R.Bullock 50 yd. Field Goal (8-32, 4:19)	17	23

TEAM STATISTICS

	BILLS	TEXANS
TOTAL FIRST DOWNS	17	19
THIRD DOWN EFFICIENCY	5-16-31%	5-14-36%
FOURTH DOWN EFFICIENCY	0-0-0%	0-0-0%
TOTAL NET YARDS	316	301
NET YARDS RUSHING	96	37
NET YARDS PASSING	220	264
PASS ATTEMPTS-COMPLETIONS-HAD INTERCEPTED	44-21-2	37-25-2
KICKOFFS Number-In End Zone-Touchbacks	4-4-3	6-5-3
PUNTS Number and Average	9-45.9	6-41.7
Net Punting Average	38.8	36.5
FGs - PATs Had Blocked	0-0	0-0
TOTAL RETURN YARDAGE (Not Including Kickoffs)	11	104
PENALTIES Number and Yards	8-40	8-90
FUMBLES Number and Lost	1-0	2-1
TOUCHDOWNS	2	2
EXTRA POINTS Kicking Made-Attempts	2-2	2-2
FIELD GOALS Made-Attempts	1-1	3-3
RED ZONE EFFICIENCY	1-3-33%	0-1-0%
GOAL TO GO EFFICIENCY	1-1-100%	0-0-0%
SAFETIES	0	0
TIME OF POSSESSION	29:04	30:56

INDIVIDUAL STATISTICS

RUSHING (Att-Yds): Buffalo, C. Spiller 15-60, F. Jackson 7-33, E. Manuel 1-3. Houston, R. Fitzpatrick 6-14, A. Blue 9-9, D. Johnson 1-8, A. Foster 8-6.

PASSING (C-A-I-Yds): Buffalo, E. Manuel 21-44-2-225. Houston, R. Fitzpatrick 37-25-2-268.

RECEIVING (Rec-Yds): Buffalo, F. Jackson 6-52, S. Watkins 4-30, C. Spiller 3-24, R. Woods 2-17, M. Williams 2-84, S. Chandler 2-15, F. Summers 1-3. Houston, A. Foster 7-55, A. Johnson 6-71, D. Hopkins 5-64, G. Graham 3-28, A. Blue 2-16, J. Prosch 1-24, D. Johnson 1-10.

SACKS (Sk-Yds): Buffalo M. Dareus 1.0-2, N. Bradham 1.0-2. Houston, J. Crick 1.5-5, T. Jamison 0.5-0.

INTERCEPTIONS (Int-Yds): Buffalo, L. McKelvin 1-0, N. Bradham 1-0. Houston, J. Watt 1-80, D. Morris 1-0.

TACKLES (S-A-T): Buffalo, P. Brown 5-4-9, K. Rivers 4-2-6, M. Dareus 4-0-4, D. Williams 3-1-4, L. McKelvin 3-0-3, A. Williams 3-0-3, S. Gilmore 3-0-3, N. Bradham 2-1-3, B. Spikes 2-1-3, D. Searcy 1-2-3, S. Charles 1-2-3, M. Williams 2-0-2, J. Hughes 1-1-2, K. Williams 1-1-2, N. Robey 1-1-2, J. Wynn 0-2-2, C. Bryant 1-0-1, M. Lawson 1-0-1, C. Graham 1-0-1. Houston, B. Cushing 8-1-9, K. Jackson 2-2-6, K. Lewis 4-2-6, J. Joseph 5-0-5, J. Watt 2-3-5, D. Morris 3-1-4, J. Crick 1-3-4, D. Swearingner 3-0-3, B. Reed 2-1-3, M. Mohamed 1-2-3, J. Tuggle 1-2-3, W. Mercilus 1-1-2, J. Powe 1-0-1, T. Jamison 0-1-1, R. Pickett 0-1-1.

MISSED FIELD GOALS: None.



GAME 5: Dallas 20, Houston 17 (OT)

91,159 • AT&T Stadium • Dallas, Texas • Oct. 5, 2014

GAME SUMMARY

The highly-anticipated Texas showdown between Houston and Dallas ended in an overtime battle with the Texans falling 20-17 to the Cowboys at AT&T Stadium in front of a split crowd of 91,159.

Despite Houston's offense struggling to move the ball in the first half, they rebounded to score all 17 of their points in the second half only to fall in the extra period.

The Texans leaned heavily on RB **Arian Foster** who rushed for a season-high 157 yards and two touchdowns on 23 carries. Cowboys RB **DeMarco Murray**, the NFL's leading rusher, ran for 136 yards on 31 carries, but failed to find the end zone for the first time in 2014.

QB **Ryan Fitzpatrick** completed 16-of-25 passes for 154 yards and one interception. On the Texans second possession of the day, Fitzpatrick's pass, intended for Foster, was picked off by Cowboys CB **Orlando Scandrick**. The Cowboys marched deep into Texans territory, but FS **Kendrick Lewis** forced a fumble on Murray. ILB **Justin Tuggle** recovered and Houston regained possession.

Special teams added Houston's second turnover of the day in the second quarter when ILB **Jeff Tappin** forced a **Dwayne Harris** fumble on a punt return. RB **Alfred Blue** recovered but the Texans were unable to convert it into points. Houston's defense held the high-powered Cowboys offense in check for most of the first half, only allowing **Dan Bailey's** 33-yard field goal with 11 seconds remaining in the first half.

After forcing a Cowboys punt to start the second half, the Texans marched down the field on a 6-play, 71-yard drive capped off by a 15-yard touchdown run by Foster to take a 7-3 lead. Foster accounted for 59 yards on the drive on five carries.

The lead would be short-lived as QB **Tony Romo** escaped a near sack by DE **J.J. Watt** and fired a 43-yard touchdown pass to WR **Terrence Williams** to take a 10-7 lead for the Cowboys. Romo added a 2-yard touchdown pass to WR **Dez Bryant** early in the fourth quarter to put the Cowboys ahead by 10.

Houston countered Dallas' score with a 13-play drive that ended with a 29-yard field goal by K **Randy Bullock** with 2:31 remaining in the fourth quarter, extending his franchise record of consecutive games with a field goal made to 19. The Texans defense held strong and forced a three-and-out, getting the ball back at the Cowboys 45 yard line with 1:59 to go. After consecutive 20 and 19-yard passes to **Andre Johnson** and **DeAndre Hopkins**, Foster ran twice, tying the game with a 1-yard run with 41 seconds remaining in regulation. Dallas had a chance to put the game away, but K **Dan Bailey** missed a 53-yard field goal attempt as time expired, ending his streak of 30 consecutive field goals made.

The Texans won the coin toss in overtime, but were unable to convert on a 3rd-and-two pass from Fitzpatrick to Foster at the Dallas 48. After a **Shane Lechler** punt, Romo completed a 37-yard pass down the sideline to Bryant on third down to put the Cowboys in field goal position. Two plays later, Bailey split the uprights on 49-yard game-winning field goal.

Despite the Texans forcing three turnovers, the Texans lost for the first time in 2014 in a game where they won the turnover battle. Houston fell to 3-2 on the season, tied with Indianapolis for first place in the AFC South.

SCORING

SCORE BY PERIODS	1	2	3	4	OT	Total
Houston Texans	0	0	7	10	0	17
Dallas Cowboys	0	3	7	7	3	20

SCORING DRIVES

Team	Qtr	Time	Play Description (Extra Point) (Drive info)	HOU	DAL
Cowboys	2	0:11	D.Bailey 33 yd. Field Goal (12-65, 4:37)	0	3
Texans	3	8:49	A.Foster 15 yd. run (R.Bullock kick) (6-71, 3:22)	7	3
Cowboys	3	6:08	T.Williams 43 yd. pass from T.Romo (D.Bailey kick) (4-78, 2:41)	7	10
Cowboys	4	9:44	D.Bryant 2 yd. pass from T.Romo (D.Bailey kick) (4-30, 2:16)	7	17
Texans	4	2:27	R.Bullock 29 yd. Field Goal (13-76, 7:17)	10	17
Texans	4	0:41	A.Foster 1 yd. run (R.Bullock kick) (4-45, 1:18)	17	17
Cowboys	5	7:45	D.Bailey 49 yd. Field Goal (9-59, 5:10)	17	20

TEAM STATISTICS

	TEXANS	COWBOYS
TOTAL FIRST DOWNS	15	24
THIRD DOWN EFFICIENCY	4-13-31%	8-14-57%
FOURTH DOWN EFFICIENCY	1-1-100%	0-0-0%
TOTAL NET YARDS	330	456
NET YARDS RUSHING	176	140
NET YARDS PASSING	154	316
PASS ATTEMPTS-COMPLETIONS-HAD INTERCEPTED	16-25-1	28-41-1
KICKOFFS Number-In End Zone-Touchbacks	4-4-2	5-5-4
PUNTS Number and Average	7-46.6	4-46.3
Net Punting Average	35.1	38.8
FGs - PATS Had Blocked	1-0	2-0
TOTAL RETURN YARDAGE (Not Including Kickoffs)	35	62
PENALTIES Number and Yards	5-35	7-56
FUMBLES Number and Lost	0-0	2-2
TOUCHDOWNS	2	2
EXTRA POINTS Kicking Made-Attempts	2-2	2-2
FIELD GOALS Made-Attempts	1-1	2-3
RED ZONE EFFICIENCY	2-3-67%	1-3-33%
GOAL TO GO EFFICIENCY	1-1-100%	1-1-100%
SAFETIES	0	0
TIME OF POSSESSION	31:08	36:07

INDIVIDUAL STATISTICS

RUSHING (Att-Yds): Houston, A. Foster 23-157, A. Blue 5-16, R. Fitzpatrick 3-3. Dallas, D. Murray 31-136, J. Randle 2-4.

PASSING (C-A-I-Yds): Houston, R. Fitzpatrick 25-16-1-154. Dallas, T. Romo 41-28-1-349.

RECEIVING (Rec-Yds): Houston, D. Hopkins 6-63, A. Johnson 5-58, A. Foster 2-15, R. Griffin 1-8, K. Martin 1-7, G. Graham 1-3. Dallas, D. Bryant 9-85, D. Murray 6-56, J. Witten 4-59, C. Beasley 4-23, D. Harris 3-30, T. Williams 2-71.

SACKS (Sk-Yds): Houston, B. Cushing 1.0-8. Dallas, none.

INTERCEPTIONS (Int-Yds): Houston, K. Lewis 1-5. Dallas, O. Scandrick 1-2.

TACKLES (S-A-T): Houston, K. Jackson 8-1-9, J. Joseph 7-2-9, B. Cushing 5-3-8, D. Swearinger 4-1-5, W. Mercilus 4-1-5, A. Hal 4-1-5, J. Watt 4-0-4, J. Tuggle 3-1-4, M. Mohamed 3-1-4, J. Crick 3-0-3, E. Mack 3-0-3, K. Lewis 1-2-3, R. Pickett 2-0-2, B. Reed 1-1-2, R. Sapp 1-0-1. Dallas, B. Carr 6-2-8, J. Durant 6-0-6, B. Church 6-0-6, R. McClain 5-1-6, J. Wilcox 4-1-5, A. Hitchens 3-1-4, S. Moore 3-0-3, N. Hayden 2-0-2, T. Crawford 2-0-2, T. McClain 1-1-2, G. Selvie 0-2-2, H. Melton 1-0-1, J. Mincey 0-1-1, A. Spencer 0-1-1.

MISSED FIELD GOALS: Dallas, D. Bailey, 53WL.



GAME 6: Indianapolis 33, Houston 28

71,787 • NRG Stadium • Houston, Texas • Oct. 9, 2014

GAME SUMMARY

Game write-up courtesy of the Associated Press

When Indianapolis raced to a big lead over the Houston Texans in the first quarter, Colts coach Chuck Pagano was worried they'd let up.

They did, but that early lead was so big that they were still able to hold on for a 33-28 victory Thursday night.

The Colts led 24-0 after one quarter, but allowed Houston to cut it to 33-28 early in the fourth quarter on DE J.J. Watt's fumble return for a touchdown.

The Texans had two opportunities to take the lead late, but the Colts recovered fumbles by Andre Johnson and Ryan Fitzpatrick in the last five minutes.

Colts QB Andrew Luck finished with 370 yards passing and three touchdowns and T.Y. Hilton had a career-high 223 yards receiving with a touchdown to give Indy first place in the AFC South.

The Texans were driving with less than five minutes remaining when Johnson caught a 13-yard pass and fumbled.

Watt knocked down Luck's pass on third down on Indy's next drive to give Houston one last chance. But Bjoern Werner sacked Fitzpatrick and stripped the ball and D'owell Jackson recovered.

Fitzpatrick threw for 212 yards and a touchdown and Arián Foster had 109 yards rushing with two scores for Houston.

Indianapolis led by 12 when Luck fumbled and Watt recovered it and returned it 45 yards for a touchdown. It was Watt's third touchdown this season.

Foster had a 34-yard run before Johnson grabbed a 26-yard reception to get Houston down to the 2 in the third quarter. Foster ran into the end zone untouched on the next play to get the Texans to 27-21.

The Texans were within six points in the third quarter when Luck threw a 33-yard touchdown pass to Hilton. The 2-point conversion failed, leaving Indianapolis up 33-21.

After a first quarter where Houston managed just 2 yards, the Texans' offense finally got going in the second quarter. They kicked a field goal on fourth-and-5, but the Colts got a penalty to give Houston a new set of downs.

They took advantage of the opportunity when Fitzpatrick found Johnson in the corner of the end zone and he managed to get both feet in bounds for a 4-yard touchdown two plays later to cut the lead to 24-7. It was the first touchdown of the season for Johnson.

Houston got the ball back when Jared Crick tipped a pass by Luck that was intercepted by Justin Tuggle. The Texans got to 24-14 when Foster scored on a 12-yard run.

The Colts added field goal to make it 27-14.

Luck found Hilton on a 40-yard pass early in the first quarter, but Indy's offense stalled after that and the Colts settled for a field goal to make it 3-0.

Trent Richardson had a 5-yard touchdown run on a two-play drive that included a 49-yard pass to Hilton.

The play was originally ruled a touchdown after Hilton recovered from a fall seemingly untouched by defender Kareem Jackson and reached the end zone. The play was reviewed and the call reversed, with Hilton ruled down by contact at the 5.

The Colts pushed the lead to 17-0 when Ahmad Bradshaw scored on a 5-yard pass from Luck with about seven minutes left in the first quarter.

The Texans had to punt again after Fitzpatrick was sacked by Werner for an 8-yard loss on third down after Bradshaw's score.

Luck capped a long drive with a 4-yard touchdown pass to Coby Fleener at the end of the first quarter to extend the lead to 24-0.

SCORING

SCORE BY PERIODS	1	2	3	4	OT	Total
Indianapolis Colts	24	3	6	0	-	33
Houston Texans	0	14	7	7	-	28

SCORING DRIVES

Team	Qtr	Time	Play Description (Extra Point) (Drive info)	IND	HOU
Colts	1	11:13	A.Vinatieri 27 yd. Field Goal (9-54, 2-46)	3	0
Colts	1	10:40	T.Richardson 5 yd. run (A.Vinatieri kick) (2-54, 0-33)	10	0
Colts	1	7:00	A.Bradshaw 5 yd. pass from A.Luck (A.Vinatieri kick) (7-56, 2-15)	17	0
Colts	1	0:00	C.Fleener 4 yd. pass from A.Luck (A.Vinatieri kick) (11-68, 5:02)	24	0
Texans	2	9:43	A.Johnson 4 yd. pass from R.Fitzpatrick (R.Bullock kick) (11-80, 5:17)	24	7
Texans	2	8:22	A.Foster 12 yd. run (R.Bullock kick) (3-26, 1:06)	24	14
Colts	2	1:05	A.Vinatieri 34 yd. Field Goal (15-62, 7:17)	27	14
Texans	3	5:59	A.Foster 2 yd. run (R.Bullock kick) (4-70, 1:05)	27	21
Colts	3	2:52	T.Hilton 33 yd. pass from A.Luck (run failed) (7-80, 3:07)	33	21
Texans	4	10:36	J.Watt 45 yd. fumble return (R.Bullock kick)	33	28

TEAM STATISTICS

	COLTS	TEXANS
TOTAL FIRST DOWNS	27	18
THIRD DOWN EFFICIENCY	8-16-50%	1-8-13%
FOURTH DOWN EFFICIENCY	0-0-0%	0-1-0%
TOTAL NET YARDS	456	332
NET YARDS RUSHING	93	136
NET YARDS PASSING	363	196
PASS ATTEMPTS-COMPLETIONS-HAD INTERCEPTED	44-25-1	23-15-0
KICKOFFS Number-In End Zone-Touchbacks	7-6-6	5-5-2
PUNTS Number and Average	4-39.8	4-54.5
Net Punting Average	39.8	41.8
FGs - PATs Had Blocked	2-2	0-1
TOTAL RETURN YARDAGE (Not Including Kickoffs)	31	8
PENALTIES Number and Yards	5-51	5-66
FUMBLES Number and Lost	1-1	2-2
TOUCHDOWNS	4	4
EXTRA POINTS Kicking Made-Attempts	3-4	4-4
FIELD GOALS Made-Attempts	2-2	0-1
RED ZONE EFFICIENCY	3-5-60%	3-3-100%
GOAL TO GO EFFICIENCY	3-4-75%	2-2-100%
SAFETIES	0	0
TIME OF POSSESSION	36:49	23:11

INDIVIDUAL STATISTICS

RUSHING (Att-Yds): Indianapolis, T. Richardson 17-41, A. Bradshaw 11-34, A. Luck 7-18. Houston, A. Foster 20-109, A. Blue 3-22, R. Fitzpatrick 1-5.

PASSING (C-A-I-Yds): Indianapolis, A. Luck 25-44-1-370. Houston, R. Fitzpatrick 15-23-0-212.

RECEIVING (Rec-Yds): Indianapolis, T. Hillgon 9-223, R. Wayne 4-35, D. Allen 3-49, A. Bradshaw 3-25, H. Nicks 2-18, C. Fleener 2-11, J. Doyle 2-9. Houston, A. Johnson 7-99, D. Johnson 3-62, A. Foster 3-32, D. Hopkins 1-12, C. Fiedorowicz 1-7.

SACKS (Sk-Yds): Indianapolis, D. Jackson 1.0-8, E. Walden 1.0-1, R. Jean Francois 1.0-4, B. Werner 1.0-0, J. Newsome 1.0-3. Houston, J. Watt 2.0-5, J. Simon 1.0-2.

INTERCEPTIONS (Int-Yds): Indianapolis, none. Houston, J. Tuggle 1-8.

TACKLES (S-A-T): Indianapolis, D. Jackson 5-2-7, J. Freeman 4-3-7, J. Gordy 3-3-6, V. Davis 4-1-5, E. Walden 3-1-4, R. Jean Francois 3-1-4, B. Werner 3-1-4, S. Brown 2-2-4, M. Adams 2-1-3, J. Chapman 2-0-2, G. Toler 1-1-2, J. Newsome 1-0-1, M. Hughes 1-0-1, Z. Kerr 1-0-1, C. Redding 0-1-1. Houston, K. Lewis 6-4-10, J. Tuggle 4-5-9, J. Watt 4-3-7, J. Joseph 6-0-6, D. Swearingen 4-2-6, J. Crick 3-3-6, W. Mercilus 3-3-6, K. Jackson 4-1-5, B. Cushing 2-2-4, A. Bouye 2-1-3, B. Reed 1-2-3, J. Simon 1-1-2, J. Tarpinian 1-1-2, T. Jamison 1-0-1, E. Mack 1-0-1, R. Pickett 0-1-1.

MISSED FIELD GOALS: Houston, R. Bullock, 37WR.



GAME 7: Pittsburgh 30, Houston 23

56,375 • Heinz Field • Pittsburgh, Pa. • Oct. 20, 2014

GAME SUMMARY

Game write-up courtesy of the Associated Press

The deluge started with a desperation third-down heave, a trickle that turned into a downpour and led to another abrupt turn as Pittsburgh managed a 30-23 victory over the Houston Texans on Monday night.

Ben Roethlisberger passed for two touchdowns and wide receiver Antonio Brown added another on a gadget play during a decisive 73-second stretch late in the first half that moved the Steelers from down 10 to an 11-point lead.

Roethlisberger finished with 265 yards passing. Le'Veon Bell racked up 145 yards of total offense.

Arian Foster ran for 102 yards for Houston (3-4) but just 29 over the final three quarters. Ryan Fitzpatrick was 21-of-32 for 262 yards with two touchdowns and an interception, but the Texans were undone by three turnovers, including consecutive offensive snaps that handed the momentum over to the Steelers.

Texans defensive end J.J. Watt recovered a fumble and picked up his third sack of the season as the Texans raced to a 13-0 lead that seemed larger.

A 44-yard Shaun Suisham field goal with 3:08 left in the half gave the Steelers a minor boost.

A strike from Roethlisberger to Bell provided a much larger one shortly after the 2-minute warning. Roethlisberger hit the versatile back for a 43-yard gain to move the ball to the Houston 35.

Roethlisberger then found Martavis Bryant with a beautiful rainbow that the rookie caught in the back of the end zone to make it 13-10 with 1:27 left.

The Steelers were just getting started. Foster fumbled deep in Houston territory two plays after Bryant's score, and the Steelers recovered.

On first-and-goal, Roethlisberger flipped the ball to Brown, who was coming in motion. The Pro Bowl wide receiver then spun back around to his left and fired a strike to Lance Moore in the end zone.

Houston's issues escalated on the next snap when Fitzpatrick's throw over the middle was deflected into the arms of Pittsburgh defensive end Brett Keisel. The 36-year-old took the second pick of his career to the Houston 8.

Roethlisberger found Brown for a 6-yard gain and then hit Bell -- who was uncovered after going in motion -- for a touchdown.

The turnaround left Heinz Field euphoric and the Texans stunned.

The Steelers methodically added on in the second half, extending the lead to 14 points on a pair of Suisham field goals before a late scoring pass from Fitzpatrick to Foster provided the final margin.

Fitzpatrick found rookie running back Alfred Blue for an 11-yard touchdown pass to end a 10-play, 94-yard drive on the Texans' opening possession before Watt went to work.

The MVP candidate recovered a Roethlisberger fumble, leading to a 39-yard field goal by Randy Bullock that gave Houston a 10-0 lead. Watt later dropped Roethlisberger for his third sack of the year.

It was the third time this season that Watt had a fumble recovery and a sack in the same game. No other player in the NFL has more than one.

Still, it couldn't stop the Texans from extending a slide that has erased the positive vibes from their promising 3-1 start.

SCORING

SCORE BY PERIODS	1	2	3	4	OT	Total
Houston Texans	7	6	0	10	0	23
Pittsburgh Steelers	0	24	0	6	0	30

SCORING DRIVES

Team	Qtr	Time	Play Description (Extra Point) (Drive Info)	HOU	PIT
Texans	1	5:55	A.Blue 11 yd. pass from R.Fitzpatrick (R.Bullock kick) (10-94, 5:29)	7	0
Texans	2	13:34	R.Bullock 39 yd. Field Goal (9-25, 3:46)	10	0
Texans	2	7:16	R.Bullock 38 yd. Field Goal (10-51, 4:40)	13	0
Steelers	2	3:08	S.Suisham 44 yd. Field Goal (8-60, 4:08)	13	3
Steelers	2	1:27	M.Bryant 35 yd. pass from B.Roethlisberger (S.Suisham kick) (2-63, 0:19)	13	10
Steelers	2	1:03	L.Moore 3 yd. pass from A.Brown (S.Suisham kick) (1-3, 0:07)	13	17
Steelers	2	0:14	L.Bell 2 yd. pass from B.Roethlisberger (S.Suisham kick) (2-8, 0:44)	13	24
Texans	4	11:47	R.Bullock 31 yd. Field Goal (9-61, 2:42)	16	24
Steelers	4	5:50	S.Suisham 30 yd. Field Goal (10-70, 5:57)	16	27
Steelers	4	3:04	S.Suisham 40 yd. Field Goal (6-17, 1:51)	16	30
Texans	4	1:31	A.Foster 1 yd. pass from R.Fitzpatrick (R.Bullock kick) (7-86, 1:33)	23	30

TEAM STATISTICS

	TEXANS	STEELERS
TOTAL FIRST DOWNS	20	18
THIRD DOWN EFFICIENCY	4-12-33%	5-14-36%
FOURTH DOWN EFFICIENCY	2-2-100%	0-0-0%
TOTAL NET YARDS	393	328
NET YARDS RUSHING	132	76
NET YARDS PASSING	261	252
PASS ATTEMPTS-COMPLETIONS-HAD INTERCEPTED	32-21-1	34-24-0
KICKOFFS Number-In End Zone-Touchbacks	6-3-2	7-6-3
PUNTS Number and Average	3-45.0	4-44.0
Net Punting Average	38.0	43.8
FGs - PATs Had Blocked	0-0	0-0
TOTAL RETURN YARDAGE (Not Including Kickoffs)	1	37
PENALTIES Number and Yards	4-20	6-38
FUMBLES Number and Lost	3-2	1-1
TOUCHDOWNS	2	3
EXTRA POINTS Kicking Made-Attempts	2-2	3-3
FIELD GOALS Made-Attempts	3-3	3-3
RED ZONE EFFICIENCY	2-3-67%	2-3-67%
GOAL TO GO EFFICIENCY	1-1-100%	2-2-100%
SAFETIES	0	0
TIME OF POSSESSION	27:54	32:06

INDIVIDUAL STATISTICS

RUSHING (Att-Yds): Houston, A. Foster 20-102, R. Fitzpatrick 5-16, A. Blue 5-14. Pittsburgh, L. Bell 12-57, L. Blount 7-9, D. Archer 2-7, B. Roethlisberger 4-3.

PASSING (C-A-I-Yds): Houston, R. Fitzpatrick (21-32-1-262). Pittsburgh, B. Roethlisberger (23-33-0-265), A. Brown (1-1-0-3).

RECEIVING (Rec-Yds): Houston, D. Hopkins (6-108), A. Johnson (5-77), A. Foster (4-13), G. Graham (2-24), D. Johnson (1-15), A. Blue (1-11), C. Fiedorowicz (1-9), K. Martin (1-5). Pittsburgh, A. Brown (9-90), L. Bell (8-88), M. Bryant (2-40), L. Moore (2-12), D. Heyward-Bay (1-17), H. Miller (1-13), L. Blount (1-8).

SACKS (Sk-Yds): Houston, W. Mercilus (2-7), Watt (1-9). Pittsburgh, L. Timmons (1-1).

INTERCEPTIONS (Int-Yds): Houston, None. Pittsburgh, B. Keisel (1-16).

TACKLES (S-A-T): Houston, K. Lewis (3-3-6), K. Jackson (5-0-5), M. Mohamed (4-1-5), J. Crick (4-1-5), W. Mercilus (3-2-5), J. Tuggle (2-3-5), A. Hal (4-0-4), D. Swearingin (3-1-4), J. Joseph (3-1-4), J. Watt (2-1-3), B. Reed (2-1-3), R. Pickett (0-3-3), D. Manning (2-0-2), J. Powe (1-1-2), B. Cushing (0-1-1), T. Jamison (0-1-1). Pittsburgh, L. Timmons (11-1-2), M. Mitchell (6-0-6), S. Spence (5-1-6), W. Gay (5-0-5), J. Worilds (4-1-5), J. Harrison (3-0-3), C. Heyward (3-0-3), A. Moats (2-1-3), C. Allen (2-0-2), T. Polamalu (2-0-2), C. Thomas (2-0-2), B. Keisel (1-0-1), V. Williams (1-0-1), B. McCain (0-1-1), D. Heyward-Bey (0-1-1).

MISSED FIELD GOALS: None.



GAME 8: Houston 30, Tennessee 16

69,143 • LP Field • Nashville, Tenn. • Oct. 26, 2014

GAME SUMMARY

Game write-up courtesy of the Associated Press

The Houston Texans beat the Tennessee Titans 30-16 at LP Field for a win in the franchise's 200th game. The Texans (4-4) snapped a three-game skid and beat the team they replaced in Houston for the fourth time in five games. RB Arian Foster ran for 151 yards and two touchdowns and also caught a pass for a score, topping 100 yards rushing in his fourth straight game for the first time in his career. DE J.J. Watt had two sacks, a forced fumble and one pass defended.

The performance marked Foster's 31st career 100-yard rushing game, tying Priest Holmes for the most in NFL history by an undrafted player.

Texans OLB Jadeveon Clowney played for the first time since hurting his knee in the season opener. Clowney played mostly in passing situations and finished with one tackle.

Titans QB Zach Mettenberger turned the ball over twice, finishing with 299 yards passing and two touchdowns. The Titans (2-6) go into their bye having lost two straight.

The Texans had given up 24 points in a single quarter each of their past two losses. This time, they trailed only 3-0 early before scoring 27 straight points.

They had no trouble throttling a Tennessee offense playing three rookies with LT Taylor Lewan and RB Bishop Sankey joining Mettenberger. D.J. Swearinger intercepted a Mettenberger pass in the second quarter to end the Titans' first drive into Houston territory, and Tim Jamison recovered the fumble after Watt sacked Mettenberger and popped the ball out to end Tennessee's first drive in the third quarter.

Houston led 13-3 at halftime, a lead that should have been much bigger.

The Titans forced the Texans to settle for two field goals by Randy Bullock on drives inside the Tennessee 12, and Houston had first-and-goal at the Titans 2 when Fitzpatrick was sacked for the fourth time.

Foster broke loose on a 34-yard TD where he cut back to his right and outraced the Titans to the pylon with 6:00 left in the first half to put Houston ahead to stay. He also caught a 5-yard TD pass and scored on a 1-yard run that he set up with a 43-yard run in the third quarter.

Bullock finished with three field goals, including a long of 49 yards.

Mettenberger gave glimpses of his strong arm with a 48-yard toss to Kendall Wright and a 43-yarder to Nate Washington. The rookie had his first career TD pass on a 6-yarder to Delanie Walker.

SCORING

SCORE BY PERIODS	1	2	3	4	OT	Total
Houston Texans	0	13	14	3	-	30
Tennessee Titans	3	0	6	7	-	16

SCORING DRIVES

Team	Qtr	Time	Play Description (Extra Point) (Drive Info)	HOU	TEN
Titans	1	10:23	R.Succop 35 yd. Field Goal (4-4, 1:30)	0	3
Texans	2	7:36	R.Bullock 30 yd. Field Goal (13-54, 5:10)	3	3
Texans	2	6:00	A.Foster 34 yd. run (R.Bullock kick) (2-44, 0:28)	10	3
Texans	2	0:19	R.Bullock 29 yd. Field Goal (10-37, 1:33)	13	3
Texans	3	12:35	A.Foster 5 yd. pass from R.Fitzpatrick (R.Bullock kick) (3-20, 1:15)	20	3
Texans	3	5:42	A.Foster 1 yd. run (R.Bullock kick) (11-98, 4:06)	27	3
Titans	3	2:12	D.Walker 6 yd. pass from Z.Mettenberger (run failed) (10-83, 3:30)	27	9
Texans	4	14:12	R.Bullock 49 yd. Field Goal (8-49, 3:00)	30	9
Titans	4	0:56	J.Hunter 12 yd. pass from Z.Mettenberger (R.Succop kick) (6-82, 2:03)	30	16

TEAM STATISTICS

	TEXANS	TITANS
TOTAL FIRST DOWNS	24	13
THIRD DOWN EFFICIENCY	7-16-44%	2-12-17%
FOURTH DOWN EFFICIENCY	0-0-0%	0-2-50%
TOTAL NET YARDS	405	326
NET YARDS RUSHING	212	36
NET YARDS PASSING	193	290
PASS ATTEMPTS-COMPLETIONS-HAD INTERCEPTED	35-19-0	41-27-1
KICKOFFS Number-In End Zone-Touchbacks	7-7-4	4-3-3
PUNTS Number and Average	6-44.8	6-51.7
Net Punting Average	35.3	48.7
FGs - PATs Had Blocked	0-0	0-0
TOTAL RETURN YARDAGE (Not Including Kickoffs)	43	57
PENALTIES Number and Yards	4-35	6-61
FUMBLES Number and Lost	0-0	1-1
TOUCHDOWNS	3	2
EXTRA POINTS Kicking Made-Attempts	3-3	1-2
FIELD GOALS Made-Attempts	3-3	1-1
RED ZONE EFFICIENCY	2-4-50%	2-4-50%
GOAL TO GO EFFICIENCY	2-3-67%	0-0-0%
SAFETIES	0	0
TIME OF POSSESSION	35:22	24:38

INDIVIDUAL STATISTICS

RUSHING (Att-Yds): Houston, A. Foster 20-151, A. Blue 14-42, R. Fitzpatrick 4-12, J. Grimes 2-7. Tennessee, B. Sankey 9-35, D. McCluster 2-1, S. Greene 1-1, Z. Mettenberger 1--1.

PASSING (C-A-I-Yds): Houston, R. Fitzpatrick 19-35-0-227. Tennessee, Z. Mettenberger 27-41-1-299.

RECEIVING (Rec-Yds): Houston, A. Johnson 7-55, D. Hopkins 5-95, A. Foster 4-22, D. Johnson 2-33, A. Blue 1-22. Tennessee, N. Washington 4-68, D. McCluster 4-39, D. Walker 4-37, J. Hunter 4-31, B. Sankey 4-25, K. Wright 3-53, L. Washington 3-40, D. Hagan 1-6.

SACKS (Sk-Yds): Houston, J. Watt 2-0-9. Tennessee, A. Williamson 1-0-7, M. Griffin 1-0-6, R. Pitlotua 1-0-0, D. Stafford 1-0-12, K. Wimbley 1-0-9.

INTERCEPTIONS (Int-Yds): Houston, D. Swearinger 1-25. Tennessee, none.

TACKLES (S-A-T): Houston, M. Mohamed 6-2-8, J. Joseph 5-0-5, K. Jackson 4-0-4, A. Dent 3-1-4, J. Watt 3-0-3, D. Swearinger 2-1-3, K. Lewis 2-1-3, A. Bouye 2-1-3, J. Tuggle 1-2-3, A. Hal 1-1-2, T. Jamison 1-0-1, R. Pickett 1-0-1, J. Clowney 1-0-1, B. Reed 0-1-1. Tennessee, A. Williamson 8-2-10, M. Griffin 8-0-8, B. Wreh-Wilson 7-0-7, W. Woodyard 4-2-6, J. Casey 5-0-5, J. McCourty 4-0-4, S. Hill 2-2-4, R. Pitlotua 1-3-4, G. Wilson 1-2-3, D. Stafford 2-0-2, K. Wimbley 2-0-2, D. Morgan 2-0-2, K. Klug 2-0-2, A. Woods 1-1-2, M. Martin 1-0-1, S. Phillips 1-0-1.

MISSED FIELD GOALS: Houston, none. Tennessee, none.



GAME 9: Philadelphia 31, Houston 21

71,780 • NRG Stadium • Houston, Texas • Nov. 2, 2014

GAME SUMMARY

Game write-up courtesy of the Associated Press

The Houston Texans were done in by their inconsistent offense on Sunday. The Texans (4-5) scored a defensive touchdown and two other scores came after turnovers, but they were unable to move the ball for most of a day in a 31-21 loss to the Philadelphia Eagles (6-2).

Nick Foles hurt his left shoulder late in the first quarter, and Mark Sanchez came on to throw for 202 yards and two touchdowns to lead Philadelphia to the victory.

Sanchez, who also threw two interceptions, missed all of last season after tearing the labrum in his right shoulder in the preseason. He last played on Dec. 30, 2012 with the New York Jets.

The Eagles (6-2) led by 3 when Jeremy Maclin grabbed a low throw from Sanchez for an 8-yard touchdown to make it 31-21 with about four minutes remaining.

Ryan Fitzpatrick threw for 203 yards with two touchdowns and an interception for Houston.

Maclin finished with two touchdowns and 158 yards receiving and LeSean McCoy had 117 yards rushing.

The Eagles were up by 10 and driving late in the third quarter when Jamal Rolle grabbed his second interception of the game.

DeMeco Ryans intercepted Fitzpatrick at the Philadelphia 10, but was injured on the play and fumbled the ball as he fell to the ground. DeAndre Hopkins recovered for Houston and scored on a 7-yard reception two plays later to cut the lead to 24-21.

Top overall pick Jadeveon Clowney (illness) and linebacker Brian Cushing (knee) were inactive for the Texans and they lost starting cornerbacks Johnathan Joseph (concussion) and Kareem Jackson (knee) to injuries in the first quarter.

Houston's defense got to the quarterback early, with four sacks in the first half. The Eagles had allowed just two in the previous six games.

Whitney Mercilus sacked Foles twice in three plays, driving him hard into the turf on the second one to send the quarterback to the locker room.

Sanchez didn't waste any time in his Philadelphia debut, finding Maclin deep on his first play for a 52-yard gain. Five plays later, he threw a perfect pass to Jordan Matthews for an 11-yard touchdown to make it 14-7.

Houston tied it up when Arian Foster grabbed a 56-yard TD pass about four minutes before halftime. Foster dashed away from a diving Connor Barwin after the reception on his way to the end zone. That score was set up when receiver Josh Huff tipped a pass by Sanchez that was intercepted by Rolle.

Foster left late in the game and coach Bill O'Brien said he injured his groin and that he hoped he'd be OK after an extra week of rest with the bye next week.

A 45-yard field goal by Cody Parkey gave the Eagles a 17-14 lead at halftime.

Houston missed a 39-yard field goal in the third quarter. The Eagles used four straight running plays capped by an 8-yard run by Chris Polk after that to extend their lead to 24-14 with about three minutes left in the third.

The Texans converted just five of 13 third-down attempts.

SCORING

SCORE BY PERIODS

	1	2	3	4	OT	Total
Philadelphia Eagles	7	10	7	7	-	31
Houston Texans	7	7	0	7	-	21

SCORING DRIVES

Team	Qtr	Time	Play Description (Extra Point) (Drive Info)	PHI	HOU
Eagles	1	8:30	J.Maclin 59 yd. pass from N.Foles (C.Parkey kick) (7-88, 2:39)	7	0
Texans	1	3:11	A.J. Bouye 51 yd. interception return (R.Bullock kick)	7	7
Eagles	2	10:41	J.Matthews 11 yd. pass from M.Sanchez (C.Parkey kick) (6-60, 2:36)	14	7
Texans	2	3:58	A.Foster 56 yd. pass from R.Fitzpatrick (R.Bullock kick) (4-68, 2:27)	14	14
Eagles	2	0:00	C.Parkey 45 yd. Field Goal (13-53, 3:58)	17	14
Eagles	3	2:40	C.Polk 8 yd. run (C.Parkey kick) (4-70, 1:24)	24	14
Texans	4	11:51	D.Hopkins 7 yd. pass from R.Fitzpatrick (R.Bullock kick) (2-7, 0:44)	24	21
Eagles	4	3:50	J.Maclin 8 yd. pass from M.Sanchez (C.Parkey kick) (15-80, 8:01)	31	21

TEAM STATISTICS

	EAGLES	TEXANS
TOTAL FIRST DOWNS	30	15
THIRD DOWN EFFICIENCY	9-16-56%	5-13-38%
FOURTH DOWN EFFICIENCY	2-2-100%	0-1-0%
TOTAL NET YARDS	483	300
NET YARDS RUSHING	190	118
NET YARDS PASSING	293	182
PASS ATTEMPTS-COMPLETIONS-HAD INTERCEPTED	34-24-3	27-13-1
KICKOFFS Number-In End Zone-Touchbacks	5-5-3	4-3-2
PUNTS Number and Average	3-35.7	6-48.2
Net Punting Average	35.7	40.3
FGs - PATS Had Blocked	0-0	0-0
TOTAL RETURN YARDAGE (Not Including Kickoffs)	27	68
PENALTIES Number and Yards	7-55	9-54
FUMBLES Number and Lost	1-1	1-0
TOUCHDOWNS	4	3
EXTRA POINTS Made-Attempts	4-4	3-3
FIELD GOALS Made-Attempts	1-1	0-1
RED ZONE EFFICIENCY	3-3-100%	1-2-50%
GOAL TO GO EFFICIENCY	3-3-100%	1-1-100%
SAFETIES	0	0
TIME OF POSSESSION	32:13	27:47

INDIVIDUAL STATISTICS

RUSHING (Att-Yds): Houston, A. Foster 15-56, R. Fitzpatrick 6-49, A. Blue 7-13. Philadelphia, L. McCoy 24-117, C. Polk 8-50, D. Sproles 3-17, M. Sanchez 5-5, N. Foles 1-1.

PASSING (C-A-I-Yds): Houston, R. Fitzpatrick 13-27-203-1. Philadelphia, M. Sanchez 15-22-202-2, N. Foles 9-12-124-1.

RECEIVING (Rec-Yds): Houston, D. Hopkins 6-115, A. Foster 2-63, D. Johnson 2-16, A. Johnson 2-12, A. Blue 1-(-3). Philadelphia, J. Maclin 6-158, D. Sproles 4-46, J. Matthews 3-40, J. Huff 3-26, R. Cooper 2-26, J. Maehl 2-13, B. Celek 2-7, L. McCoy 1-6, Z. Ertz 1-4.

SACKS (Sk-Yds): Houston, . Philadelphia, .

INTERCEPTIONS (Int-Yds): Houston, J. Rolle 2-17, A. Bouye 1-51. Philadelphia, D. Ryans 1-0.

TACKLES (S-A-T): Houston, W. Mercilus 5-4-9, M. Mohamed 2-7-9, D. Swearinger 6-2-8, A. Hal 6-1-7, J. Watt 4-3-7, A. Bouye 5-1-6, K. Lewis 1-5-6, A. Dent 2-3-5, J. Crick 2-3-5, D. Manning 2-3-5, J. Pagan 2-2-4, J. Rolle 2-0-2, J. Joseph 2-0-2, J. Tuggle 2-0-2, T. Jamison 0-2-2, K. Jackson 1-0-1. Philadelphia, M. Kendrick 5-7-12, D. Ryans 5-1-6, B. Logan 4-1-5, E. Wolff 4-1-5, B. Fletcher 3-1-4, T. Cole 2-2-4, C. Barwin 2-1-3, B. Boykin 1-2-3, F. Cox 2-0-2, M. Jenkins 2-0-2, C. Williams 2-0-2, B. Allen 1-1-2, B. Bair 1-1-2, B. Graham 1-0-1, N. Carroll 1-0-1, C. Thornton 0-1-1.

MISSED FIELD GOALS: Houston, R. Bullock, 39W. Philadelphia, none.



GAME SUMMARY

Game write-up courtesy of the Associated Press

J.J. Watt nearly beat Cleveland himself, catching a 2-yard touchdown pass from **Ryan Mallett**, dominating on defense and leading the Houston Texans to a 23-7 win over the Browns on Sunday.

Along with scoring his fourth TD this season, he recorded a strip sack, made five tackles - three for a loss - recovered a fumble and hurried Hoyer into several bad throws. Watt was unstoppable, providing more proof he's the NFL's best defensive player.

Mallett threw a pair of TD passes and finished with 211 yards in his first career start. The four-year veteran was promoted during the bye week after the Texans (5-5) benched **Ryan Fitzpatrick**, and Mallett delivered a needed spark.

So did rookie running back **Alfred Blue**. He filled in for injured star **Arian Foster** (groin) and gained 156 yards on a franchise-record 36 carries.

The Browns (6-4) lost for just the second time in seven games, and Watt is the main reason why.

The 6-foot-5, 290-pounder scored Houston's first TD, grabbing Mallett's first career scoring pass for his fourth TD in 2014. He's the first defensive lineman to score four times in a season since 1948. He wasn't perfect, getting called for two roughing-the-punter penalties, but Watt more than made up for his mistakes by wreaking havoc along Cleveland's offensive front.

Randy Bullock kicked field goals of 46, 37 and 50 yards for the Texans.

Mallett finished 20-of-30 and outdueled Hoyer in a battle of former Brady backups.

Hoyer spent the afternoon ducking and dodging Houston's relentless defensive front led by Watt. Linebacker **Brian Cushing** delivered a monstrous hit in the fourth quarter on Hoyer, who struggled to get up, dropped to his knees and barely composed himself as backup **Johnny Manziel** scrambled for his helmet.

Browns running back **Ben Tate** had just two carries for minus-9 yards against his former team.

As expected, Watt made his presence felt. The surprising part was that it was on both sides of the ball.

In the first quarter, Mallett hooked up with **DeAndre Hopkins** on a 41-yard completion - the longest play on an 89-yard drive - to move the ball to the Cleveland 2.

On first-and-goal, Watt lined up as Houston's left tight end before shifting to wide receiver. Mallett then lofted the ball to the agile Watt, who caught it over rookie linebacker **Chris Kirksey** and was able to get his knee down inbounds for the score.

Mallett's 20-yard TD pass to tight end **Garrett Graham** gave the Texans a 14-7 lead and capped a first half in which Watt had an impact on offense, defense and special teams.

Watt sacked and knocked the ball away from Hoyer and later recovered a fumble caused by Cushing that led to Houston's go-ahead score.

With the Browns driving late in the second quarter, Cushing, who missed the previous two games with a knee injury, poked the ball away from Cleveland rookie running back **Isaiah Crowell**. Watt pounced on the fumble.

SCORING

SCORE BY PERIODS	1	2	3	4	OT	Total
Houston Texans	7	7	3	6	-	23
Cleveland Browns	0	7	0	0	-	7

SCORING DRIVES

Team	Qtr	Time	Play Description (Extra Point) (Drive Info)	HOU	CLE
Texans	1	7:09	J.Watt 2 yd. pass from R.Mallett (R.Bullock kick) (12-89, 4:47)	7	0
Browns	2	8:58	A.Hawkins 32 yd. pass from B.Hoyer (B.Cundiff kick) (7-62, 2:38)	7	7
Texans	2	0:23	G.Graham 20 yd. pass from R.Mallett (R.Bullock kick) (9-78, 2:43)	14	7
Texans	3	5:16	R.Bullock 46 yd. Field Goal (10-60, 2:40)	17	7
Texans	4	9:47	R.Bullock 37 yd. Field Goal (13-38, 5:28)	20	7
Texans	4	2:47	R.Bullock 50 yd. Field Goal (6-40, 1:14)	23	7

TEAM STATISTICS

	TEXANS	BROWNS
TOTAL FIRST DOWNS	29	24
THIRD DOWN EFFICIENCY	7-18-39%	3-15-20%
FOURTH DOWN EFFICIENCY	1-1-100%	0-2-0%
TOTAL NET YARDS	424	375
NET YARDS RUSHING	213	58
NET YARDS PASSING	211	317
PASS ATTEMPTS-COMPLETIONS-HAD INTERCEPTED	30-20-1	50-20-1
KICKOFFS Number-In End Zone-Touchbacks	6-3-1	2-2-1
PUNTS Number and Average	5-39.4	6-38.5
Net Punting Average	38.0	37.7
FGs - PATS Had Blocked	0-0	0-0
TOTAL RETURN YARDAGE (Not Including Kickoffs)	5	7
PENALTIES Number and Yards	5-55	8-67
FUMBLES Number and Lost	1-0	3-1
TOUCHDOWNS	2	1
EXTRA POINTS Made-Attempts	2-2	1-1
FIELD GOALS Made-Attempts	3-4	0-1
RED ZONE EFFICIENCY	1-2-50%	0-2-0%
GOAL TO GO EFFICIENCY	1-1-100%	0-0-0%
SAFETIES	0	0
TIME OF POSSESSION	33:53	26:07

INDIVIDUAL STATISTICS

RUSHING (Att-Yds): Houston, A. Blue 36-156, J. Grimes 13-54, D. Johnson 1-6, R. Mallett 4-(-3). Cleveland, I. Crowell 14-61, T. West 5-12, B. Hoyer 3-(-6), B. Tate 2-(-9).

PASSING (C-A-I-Yds): Houston, R. Mallett 20-30-1-211. Cleveland, 20-50-1-330.

RECEIVING (Rec-Yds): Houston, A. Johnson 7-68, D. Johnson 5-21, D. Hopkins 4-80, G. Graham 2-34, K. Martin 1-6, J. Watt 1-2. Cleveland, A. Hawkins 6-97, T. Gabriel 5-92, M. Austin 3-31, J. Dray 2-46, I. Crowell 2-30, T. Benjamin 1-23, G. Barnidge 1-11.

SACKS (Sk-Yds): Houston, A. Dent 1-7, J. Watt 1-6. Cleveland, None.

INTERCEPTIONS (Int-Yds): Houston, M. Mohamed 1-0. Cleveland, J. Haden 1-0.

TACKLES (S-A-T): Houston, A. Bouye 8-1-9, B. Cushing 4-2-6, A. Dent 4-1-5, J. Watt 4-1-5, D. Manning 3-1-4, J. Rolle 3-0-3, B. Reed 2-1-3, J. Joseph 2-0-2, R. Pickett 2-0-2, J. Clowney 2-0-2, W. Mercilus 1-1-2, K. Lewis 1-1-2, D. Swearingen 0-2-2, M. Mohamed 1-0-1, J. Crick 1-0-1, J. Pagan 1-0-1, J. Powe 0-1-1. Cleveland, J. Haden 10-3-13, C. Robertson 4-7-11, D. Whitner 5-5-10, C. Kirksey 3-6-9, D. Bryant 2-6-8, K. Williams 4-3-7, T. Gipson 2-5-7, B. Mingo 3-3-6, P. Kruger 1-4-5, B. Skrine 4-0-4, K. Dansby 1-3-4, J. Sheard 2-1-3, B. Winn 1-2-3, I. Kitchen 1-1-2, J. Leonhard 1-0-1, A. Rubin 0-1-1.

MISSED FIELD GOALS: Houston, R. Bullock, 52WR. Cleveland, B. Cundiff 38WR.



GAME SUMMARY

Game write-up courtesy of the Associated Press

Cincinnati Bengals QB **Andy Dalton** lost his first three games against the Houston Texans, including twice here in the playoffs, but threw for 233 yards and a touchdown to lead the Cincinnati Bengals to a 22-13 win.

The victory is Cincinnati's second straight to keep the team in first place in the rugged AFC North.

It was Dalton's second strong game and he again relied on **A.J. Green**. Green finished with a career-high 12 receptions for 121 yards against a secondary playing without CB **Kareem Jackson** (knee).

The Bengals (7-3-1) led throughout, but Houston (5-6) cut the lead to 3 late in the third quarter before Cincinnati tacked on two field goals in the fourth quarter to secure the win.

Rookie RB **Jeremy Hill** scored on a 2-yard touchdown run early in the third quarter after an interception by QB **Ryan Mallett** for Cincinnati's only touchdown of the second half.

Mallett struggled in his second career start, finishing with 189 yards passing and often overthrowing open receivers. He wasn't sure why he was so off-target on Sunday after a solid outing in a win over Cleveland last week.

Houston's only touchdown came on a 60-yard interception return by CB **Johnathan Joseph** in the third quarter.

Rookie RB **Alfred Blue** ran for 46 yards filling in for **Arian Foster** (groin) for the second straight game.

Giovani Bernard had 45 yards rushing after missing the past three games with an injured shoulder and hip. But Hill still got plenty of carries, running 18 times for 87 yards.

Dalton threw two incompletions in a row to bring out **Mike Nugent** for a 31-yard field goal to push the lead to 19-13 in the fourth. Nugent added a 49-yard field goal with less than two minutes remaining.

The Texans had a first down at the 8-yard line, but their offense stalled after that and they settled for a 25-yard field goal by **Randy Bullock** to get within 16-13 late in the third.

Joseph grabbed an interception and dashed 60 yards for a touchdown to cut the lead to 16-10 midway through the third quarter.

Rey **Mauluga** intercepted Mallett on the first play of the second half to give the Bengals the ball at the Houston 22. Hill had five carries on the next drive capped by a 2-yard touchdown run to make it 16-3 early in the third.

Mohamed Sanu grabbed a short pass from Dalton and dragged **A.J. Bouye** into the end zone for a 6-yard touchdown that gave the Bengals a 7-0 lead in the first quarter.

Dalton's pass to Green on fourth down from the 1 was incomplete in the second quarter. It didn't matter much though, as **Geno Atkins** tackled Blue in the end zone on the next play for a safety to make it 9-0.

The Texans had trouble getting things going on offense and they had to punt on their first two possessions before the safety on the third one.

SCORING

SCORE BY PERIODS	1	2	3	4	OT	Total
Cincinnati Bengals	7	2	7	6	-	22
Houston Texans	0	3	10	0	-	13

SCORING DRIVES

Team	Qtr	Time	Play Description (Extra Point) (Drive info)	CIN	HOU
Bengals 1	1:19	M.Sanu 6 yd. pass from A.Dalton (M.Nugent kick) (13-94, 6:19)		7	0
Bengals 2	8:57	A.Blue tackled in end zone by G.Atkins for a Safety		9	0
Texans 2	1:45	R.Bullock 36 yd. Field Goal (15-67, 5:04)		9	3
Bengals 3	11:48	J.Hill 2 yd. run (M.Nugent kick) (6-22, 2:58)		16	3
Texans 3	7:19	J.Joseph 60 yd. interception return (R.Bullock kick)		16	10
Texans 3	1:48	R.Bullock 25 yd. Field Goal (12-75, 4:26)		16	13
Bengals 4	8:48	M.Nugent 31 yd. Field Goal (17-71, 8:00)		19	13
Bengals 4	1:55	M.Nugent 49 yd. Field Goal (8-37, 3:01)		22	13

TEAM STATISTICS

	BENGALS	TEXANS
TOTAL FIRST DOWNS	24	18
THIRD DOWN EFFICIENCY	11-20-55%	4-14-29%
FOURTH DOWN EFFICIENCY	0-1-0%	2-3-67%
TOTAL NET YARDS	372	248
NET YARDS RUSHING	139	64
NET YARDS PASSING	233	184
PASS ATTEMPTS-COMPLETIONS-HAD INTERCEPTED	35-24-1	45-21-1
KICKOFFS Number-In End Zone-Touchbacks	5-5-4	5-3-1
PUNTS Number and Average	4-48.3	5-47.4
Net Punting Average	46.5	43.2
FGs - PATS Had Blocked	0-0	0-0
TOTAL RETURN YARDAGE (Not Including Kickoffs)	25	67
PENALTIES Number and Yards	6-60	3-15
FUMBLES Number and Lost	1-0	0-0
TOUCHDOWNS	2	1
EXTRA POINTS Made-Attempts	2-2	1-1
FIELD GOALS Made-Attempts	2-2	2-2
RED ZONE EFFICIENCY	2-4-50%	0-3-0%
GOAL TO GO EFFICIENCY	2-3-67%	0-2-0%
SAFETIES	1	0
TIME OF POSSESSION	39:10	20:50

INDIVIDUAL STATISTICS

RUSHING (Att-Yds): Cincinnati, J. Hill 18-87, G. Bernard 17-45, A. Dalton 7-6, M. Sanu 1-1. Houston, A. Blue 16-46, J. Grimes 2-16, R. Mallett 1-2.

PASSING (C-A-I-Yds): Cincinnati, A. Dalton 24-35-1-233. Houston, R. Mallett 21-45-1-189.

RECEIVING (Rec-Yds): Cincinnati, A. Green 12-121, M. Sanu 5-48, J. Gresham 4-33, G. Bernard 2-22, J. Hill 1-9. Houston, D. Hopkins 5-39, G. Graham 4-41, A. Johnson 3-36, J. Grimes 3-32, D. Johnson 3-21, A. Blue 3-20.

SACKS (Sk-Yds): Cincinnati, C. Dunlap 1.0-5. Houston, none.

INTERCEPTIONS (Int-Yds): Cincinnati, R. Mauluga 1-4. Houston, J. Joseph 1-60.

TACKLES (S-A-T): Cincinnati, V. Rey 4-6-10, E. Lamur 4-4-8, R. Mauluga 4-2-6, C. Dunlap 2-3-5, R. Nelson 4-0-4, L. Hall 3-1-4, G. Iloka 2-2-4, T. Newman 2-1-3, B. Thompson 2-1-3, A. Jones 2-0-2, G. Atkins 2-0-2, W. Gilberry 0-2-2, W. Clarke 1-0-1, D. Still 1-0-1. Houston, D. Morris 7-3-10, K. Lewis 4-5-9, J. Crick 2-7-9, B. Cushing 3-5-8, J. Watt 4-3-7, A. Dent 3-2-5, D. Manning 3-2-5, M. Mohamed 2-3-5, W. Mercilus 2-3-5, A. Bouye 4-0-4, R. Pickett 2-2-4, D. Swearinger 3-0-3, J. Rolle 2-1-3, J. Joseph 2-1-3, B. Reed 1-2-3, J. Clowney 1-2-3, T. Jamison 1-1-2, J. Pagan 1-1-2, J. Powe 0-2-2.

MISSED FIELD GOALS: None.



GAME 12: Houston 45, Tennessee 21

71,714 • NRG Stadium • Houston, Texas • Nov. 30, 2014

GAME SUMMARY

Game write-up courtesy of the Associated Press

QB Ryan Fitzpatrick made the most of his second chance and DE J.J. Watt continued to make a case for MVP.

Fitzpatrick threw for a franchise-record six touchdowns and WR DeAndre Hopkins had a career-best 238 yards receiving and two scores as the Houston Texans set a team-record for points, rolling to a 45-21 win over the Tennessee Titans on Sunday.

Watt had his third touchdown reception, two sacks, forced and recovered a fumble for Houston (6-6) and enhanced his shot to become the first defensive MVP since Lawrence Taylor in 1986.

Fitzpatrick started after being benched for two games for QB Ryan Mallett, who suffered a season-ending chest injury last week.

Tennessee's Zach Mettenberger injured his right shoulder playing behind a makeshift offensive line missing three starters. He said he has a sprain and thinks he'll be able to play next week, but that he'll have an MRI on Monday.

Jake Locker took over in the third quarter and threw for 91 yards with a touchdown and two interceptions for the Titans (2-10), who have lost six straight.

Fitzpatrick passed for 358 yards and came up one short of tying the NFL record by throwing touchdown passes of 8, 7, 58, 34, 4 yards to his receivers before ending his day with a 1-yard TD toss to Watt. It came on the drive after Watt's forced fumble and elicited chants of "MVP" from the crowd.

Watt has 11 ½ sacks and five touchdowns to make him the first player to have at least 10 sacks and three or more touchdowns in a season since 1982, when sacks became an official statistic.

The Titans were missing rookie LT Taylor Lewan (ankle), C Brian Schwenke (knee), who was placed on the injured reserve Tuesday, and RT Michael Oher (toe), who was active but did not play.

Mettenberger found WR Kendall Wright on a 36-yard pass early in the third quarter to cut the lead to 24-7. Mettenberger was injured on the next series when driven to the ground by Watt. He had 184 yards passing with a touchdown and an interception. Locker was intercepted by CB Jumal Rolle on his first play.

That didn't matter much as Jason McCourty caused a fumble, recovered it and raced 62 yards for a touchdown to get Tennessee within 24-14.

Hopkins caught a 58-yard touchdown pass to extend Houston's lead to 24-0 at halftime. The second score by Hopkins made it 31-14 later in the third quarter. Andre Johnson had a nifty catch in the end zone to extend Houston's lead to 38-14.

An interception by CB Johnathan Joseph on Tennessee's first offensive play set up a 7-yard catch by Arian Foster, who returned after missing two games with a groin injury, and pushed Houston's lead to 45-0.

SCORING

SCORE BY PERIODS	1	2	3	4	OT	Total
Tennessee Titans	0	0	14	7	-	21
Houston Texans	14	10	7	14	-	45

SCORING DRIVES

Team	Qtr	Time	Play Description (Extra Point) (Drive Info)	TEN	HOU
Texans	1	7:34	R.Griffin 8 yd. pass from R.Fitzpatrick (R.Bullock kick) (14-80, 7:26)	0	7
Texans	1	4:50	A.Foster 7 yd. pass from R.Fitzpatrick (R.Bullock kick) (4-20, 1:56)	0	14
Texans	2	3:25	R.Bullock 37 yd. Field Goal (15-80, 6:46)	0	17
Texans	2	0:38	D.Hopkins 58 yd. pass from R.Fitzpatrick (R.Bullock kick) (1-70, 0:15)	0	24
Titans	3	12:14	K.Wright 36 yd. pass from Z.Mettenberger (R.Succop kick) (6-80, 2:46)	7	24
Titans	3	8:07	J.McCourty 62 yd. fumble return (R.Succop kick)	14	24
Texans	3	4:40	D.Hopkins 34 yd. pass from R.Fitzpatrick (R.Bullock kick) (7-80, 3:27)	14	31
Texans	4	11:05	A.Johnson 4 yd. pass from R.Fitzpatrick (R.Bullock kick) (8-74, 3:25)	14	38
Texans	4	8:56	J.Watt 1 yd. pass from R.Fitzpatrick (R.Bullock kick) (2-24, 0:51)	14	45
Titans	4	1:06	N.Washington 25 yd. pass from J.Locker (R.Succop kick) (5-66, 2:16)	21	45

TEAM STATISTICS

	TITANS	TEXANS
TOTAL FIRST DOWNS	19	24
THIRD DOWN EFFICIENCY	3-9-33%	11-17-65%
FOURTH DOWN EFFICIENCY	0-0-0%	1-1-100%
TOTAL NET YARDS	320	457
NET YARDS RUSHING	83	99
NET YARDS PASSING	237	358
PASS ATTEMPTS-COMPLETIONS-HAD INTERCEPTED	31-19-3	33-24-0
KICKOFFS Number-In End Zone-Touchbacks	4-3-3	8-8-6
PUNTS Number and Average	5-45.2	3-45.7
Net Punting Average	41.2	38.7
FGs - PATS Had Blocked	0-0	0-0
TOTAL RETURN YARDAGE (Not Including Kickoffs)	21	120
PENALTIES Number and Yards	6-66	5-40
FUMBLES Number and Lost	1-1	1-1
TOUCHDOWNS	3	6
EXTRA POINTS Made-Attempts	3-3	6-6
FIELD GOALS Made-Attempts	0-0	1-2
RED ZONE EFFICIENCY	0-1-0%	4-5-80%
GOAL TO GO EFFICIENCY	0-0-0%	4-4-100%
SAFETIES	0	0
TIME OF POSSESSION	26:44	33:16

INDIVIDUAL STATISTICS

RUSHING (Att-Yds): Tennessee, B. Sankey 10-42, D. McCluster 9-33, Z. Mettenberger 1-8, S. Greene 2-0. Houston, A. Foster 19-79, J. Grimes 5-13, R. Fitzpatrick 2-10, A. Blue 7-6, T. Savage 2-2, D. Johnson 1--7.

PASSING (C-A-I-Yds): Tennessee, Z. Mettenberger 13-19-1-183, J. Locker 6-12-2-91. Houston, Fitzpatrick 24-33-0-358.

RECEIVING (Rec-Yds): Tennessee, K. Wright 7-132, N. Washington 5-61, D. Hagan 2-39, D. McCluster 2-11, J. Hunter 1-18, L. Washington 1-8, D. Walker 1-6. Houston, D. Hopkins 9-238, A. Johnson 7-53, A. Foster 5-26, K. Martin 1-32, R. Griffin 1-8, J. Watt 1-1.

SACKS (Sk-Yds): Tennessee, none. Houston, J. Watt 2.0-24, T. Jamison 1.0-14.

INTERCEPTIONS (Int-Yds): Tennessee, none. Houston, J. Joseph 1-25, A. Bouye 1-67, J. Rolle 1-8.

TACKLES (S-A-T): Tennessee, G. Wilson 7-2-9, J. McCourty 6-1-7, J. Casey 5-2-7, D. Stafford 5-1-6, B. Wreh-Wilson 5-1-6, W. Woodyard 3-2-5, S. Hill 3-1-4, D. Morgan 2-2-4, M. Griffin 2-2-4, C. Sensabaugh 2-1-3, K. Klug 2-0-2, D. Moch 1-1-2, A. Woods 0-2-2, B. Ghee 1-0-1, A. Williamson 0-1-1, R. Piloitua 0-1-1. Houston, D. Swearinger 4-3-7, J. Rolle 6-0-6, K. Lewis 3-2-5, M. Mohamed 2-2-4, J. Watt 3-0-3, J. Joseph 3-0-3, A. Bouye 3-0-3, W. Mercilus 3-0-3, J. Simon 2-1-3, T. Jamison 2-0-2, D. Morris 2-0-2, D. Manning 1-1-2, J. Crick 0-2-2, E. Pleasant 1-0-1, R. Pickett 1-0-1, B. Cushing 1-0-1, J. Tuggle 1-0-1, J. Pagan 0-1-1.

MISSED FIELD GOALS: Houston, R. Bullock 43WL.



GAME 13: Houston 27 Jacksonville 13, 61,070 • EverBank Field • Jacksonville, Fla. • Dec. 7, 2014

GAME SUMMARY

Game write-up courtesy of the Associated Press

Texans RB **Arian Foster** started right, found nothing but defenders between him and the goal line, then headed the other way.

It was his best decision of the day.

Foster ran for 127 yards and a touchdown, which came on a nifty cutback move, and the Houston Texans beat the Jacksonville Jaguars 27-13 on Sunday to stay in the muddled AFC playoff picture.

It gave the Texans (7-6) consecutive wins for the first time in nearly three months.

Foster's 1-yard scamper early in the fourth quarter was the play of the game. After QB **Ryan Fitzpatrick** got stuffed on third down, the Texans lined up for a field goal before calling time out and opting to go for it. Foster emphatically told coach **Bill O'Brien** he wanted the ball.

Foster initially looked he would be stopped for a loss, but he eluded a tackle, headed in the other turned the other way and high-stepped into the end zone.

The Texans didn't gain any ground on AFC South-leading Indianapolis, which edged Cleveland, but they kept pace in the crowded wild-card race.

The Jaguars (2-11) led 13-10 at halftime, but did little after the break.

Jacksonville managed just 4 yards in the third quarter, and **Blake Bortles** threw his NFL-leading 16th interception of the season. The turnover gave Houston its best field position of the day and led to Foster's TD run.

With a chilly, misty rain falling and Jacksonville trailing, fans didn't bother returning to the stands. EverBank Field was mostly empty during the second half, an embarrassing sight for a franchise fighting to overcome attendance problems.

Jacksonville managed 73 yards in the second half, holding the ball for just nine-plus minutes, and Bortles nearly threw three more picks.

DE **J.J. Watt** created major problems, finishing with three sacks and five quarterback hits. The Jaguars lost starting RT **Austin Pasztor** last week and went with unproven veteran **Sam Young**. Not surprisingly, Watt dominated the matchup. He was most disruptive once the Texans took a double-digit lead.

Fitzpatrick completed 13 of 19 passes for 135 yards. He had a 4-yard run in the second quarter that put the Texans up 10-7.

Jacksonville retook the lead on **Josh Scobee's** two field goals, the first coming on a fourth-and-inches play at the Houston 16.

The Texans had 124 yards, six first downs and no third-down conversions in the first half. Making matters worse, they lost WR **Andre Johnson** because of a concussion.

Johnson left early in the second quarter after being hit in the head by Jaguars LB **Telvin Smith**. Teammates rushed to his side and motioned for trainers. Johnson eventually walked off the field under his own power, but later headed to the locker room for good. He ended the day with four receptions for 17 yards.

The Texans regrouped in the locker room — and it showed it the second half.

SCORING

SCORE BY PERIODS

	1	2	3	4	OT	Total
Houston Texans	3	7	7	10	-	27
Jacksonville Jaguars	7	6	0	0	-	13

SCORING DRIVES

Team	Qtr	Time	Play Description (Extra Point) (Drive info)	HOU	JAC
Jaguars	1	3:39	A.Hurns 4 yd. pass from B.Bortles (J.Scobee kick) (7-50, 3:27)	0	7
Texans	1	1:22	R.Bullock 44 yd. Field Goal (5-54, 2:17)	3	7
Texans	2	11:45	R.Fitzpatrick 4 yd. run (R.Bullock kick) (6-52, 3:15)	10	7
Jaguars	2	5:53	J.Scobee 33 yd. Field Goal (11-59, 5:52)	10	10
Jaguars	2	1:09	J.Scobee 37 yd. Field Goal (13-67, 3:38)	10	13
Texans	3	3:23	A.Blue 1 yd. run (R.Bullock kick) (16-84, 8:29)	17	13
Texans	4	14:23	A.Foster 1 yd. run (R.Bullock kick) (6-26, 2:48)	24	13
Texans	4	8:39	R.Bullock 44 yd. Field Goal (9-54, 4:51)	27	13

TEAM STATISTICS

	TEXANS	JAGUARS
TOTAL FIRST DOWNS	19	17
THIRD DOWN EFFICIENCY	3-14-21%	5-15-33%
FOURTH DOWN EFFICIENCY	2-2-100%	0-2-0%
TOTAL NET YARDS	304	262
NET YARDS RUSHING	173	74
NET YARDS PASSING	131	188
PASS ATTEMPTS-COMPLETIONS-HAD INTERCEPTED	19-13-0	40-20-1
KICKOFFS Number-In End Zone-Touchbacks	6-4-2	4-4-2
PUNTS Number and Average	5-47.6	4-48.3
Net Punting Average	44.6	38.0
FGs - PATs Had Blocked	0-0	0-0
TOTAL RETURN YARDAGE (Not Including Kickoffs)	27	15
PENALTIES Number and Yards	7-64	6-40
FUMBLES Number and Lost	1-0	0-0
TOUCHDOWNS	3	1
EXTRA POINTS Made-Attempts	3-3	1-1
FIELD GOALS Made-Attempts	2-2	2-2
RED ZONE EFFICIENCY	3-3-100%	1-3-33%
GOAL TO GO EFFICIENCY	3-3-100%	1-1-100%
SAFETIES	0	0
TIME OF POSSESSION	32:29	27:31

INDIVIDUAL STATISTICS

RUSHING (Att-Yds): Houston, A. Foster 24-127, R. Fitzpatrick 8-19, A. Blue 9-15, D. Johnson 1-12. Jacksonville, D. Robinson 10-30, T. Gerhart 5-19, J. Todman 3-11, B. Bortles 3-10, M. Lee 1-4.

PASSING (C-A-I-Yds): Houston, Fitzpatrick 19-13-0-135. Jacksonville, B. Bortles 39-20-1-205.

RECEIVING (Rec-Yds): Houston, D. Hopkins 4-49, A. Johnson 4-17, A. Foster 2-21, R. Griffin 1-25, K. Martin 1-12, D. Johnson 1-11. Jacksonville, M. Lee 5-67, A. Hurns 5-36, M. Lewis 3-69, T. Gerhart 2-16, C. Shorts 2-3, A. Sanders 1-9, J. Todman 1-5, W. Ta'ufo'ou 1-0.

SACKS (Sk-Yds): Houston, J. Watt 3.0-17, B. Reed 1.0-0. Jacksonville, S. Marks 1.5-4, C. Smith 0.5-0.

INTERCEPTIONS (Int-Yds): Houston, D. Swearingin 1-6. Jacksonville, none.

TACKLES (S-A-T): Houston, M. Mohamed 3-3-6, B. Reed 5-0-5, J. Watt 4-0-4, J. Joseph 4-0-4, K. Jackson 4-0-4, D. Swearingin 3-1-4, B. Cushing 2-2-4, A. Dent 3-0-3, A. Bouye 3-0-3, J. Crick 2-1-3, K. Lewis 2-0-2, R. Pickett 2-0-2, T. Jamison 1-1-2, W. Mercilus 1-0-1, D. Manning 1-0-1. Jacksonville, J. Cyprien 5-3-8, D. McCray 6-0-6, J. Thomas 5-1-6, T. Smith 4-1-5, A. Colvin 4-1-5, J. Evans 4-1-5, A. Jones 3-1-4, D. Gratz 2-1-3, E. Hood 2-1-3, S. Marks 2-1-3, S. Martin 2-0-2, C. Clemons 2-0-2, R. Miller 2-0-2, G. Hayes 1-1-2, R. Davis 1-0-1, R. Bryant 1-0-1, C. Smith 0-1-1.

MISSED FIELD GOALS: None.



GAME SUMMARY

Game write-up courtesy of the Associated Press

Indianapolis Colts QB **Andrew Luck** did just enough, throwing for two second-quarter touchdown passes and leading Indianapolis on a time-consuming fourth-quarter drive to close out a 17-10 victory that clinched the AFC South.

Instead, the Texans (7-7) headed home with another loss on Indy's home turf, where they are now 0-13.

Houston's biggest problem this time was a short-handed offense that never got in sync. WR **Andre Johnson** and TE **Garrett Graham** were both deactivated before the game, and less than two minutes into the second quarter, starting QB **Ryan Fitzpatrick** was being carted off the field with an air cast covering his left leg.

So the Texans had to rely on rookie **Tom Savage**, who completed his first NFL pass for a first down. But the offense bogged down the rest of the day.

Savage finished 10 of 19 for 127 yards with one interception, one lost fumble and one sack. Arian Foster ran 26 times for 99 yards but had a 25-yard TD run that would have tied the score in the fourth quarter nullified by a holding penalty on **DeVier Posey**.

It was that kind of day for Houston, which managed just 289 total yards and only one offensive score -- a 53-yard field goal.

While the Texans lamented their fate, the Colts (10-4) celebrated a milestone win.

Luck was 18 of 34 for 187 yards, throwing for two second-quarter touchdowns that turned a 7-0 deficit into a 14-7 halftime lead. **Daniel Herron** ran 11 times for 60 yards including five straight times on the game sealing drive that consumed 5 minutes, 3 seconds. Vinatieri finished it with a 29-yard field goal with 2:11 to go.

Texans FS **Kendrick Lewis** returned an interception 27 yards for touchdown to give the Texans a 7-0 lead.

Luck tied it with a 26-yard TD pass to **Hakeem Nicks** early in the second quarter.

Then when it looked as if the Colts would blow another scoring chance following Wayne's second-quarter fumble, Savage gave it right back on a botched handoff. Three plays later, Luck hooked up with **Dwayne Allen** on a 3-yard TD pass to take a 14-7 lead. Indy never trailed again.

SCORING

SCORE BY PERIODS	1	2	3	4	OT	Total
Houston Texans	7	0	0	3	-	10
Indianapolis Colts	0	14	0	3	-	17

SCORING DRIVES

Team	Qtr	Time	Play Description (Extra Point) (Drive Info)	HOU	IND
Texans	1	5:56	K.Lewis 27 yd. interception return (R.Bullock kick)	7	0
Colts	2	14:53	H.Nicks 26 yd. pass from A.Luck (A.Vinatieri kick) (6-78, 2:54)	7	7
Colts	2	6:21	D.Allen 3 yd. pass from A.Luck (A.Vinatieri kick) (3-37, 1:24)	7	14
Texans	4	13:40	R.Bullock 53 yd. Field Goal (10-54, 5:30)	10	14
Colts	4	2:11	A.Vinatieri 29 yd. Field Goal (10-47, 5:03)	10	17

TEAM STATISTICS

	TEXANS	COLTS
TOTAL FIRST DOWNS	14	20
THIRD DOWN EFFICIENCY	5-16-31%	2-12-17%
FOURTH DOWN EFFICIENCY	0-3-0%	0-0-0%
TOTAL NET YARDS	289	278
NET YARDS RUSHING	137	110
NET YARDS PASSING	152	168
PASS ATTEMPTS-COMPLETIONS-HAD INTERCEPTED	25-13-1	34-18-1
KICKOFFS Number-In End Zone-Touchbacks	3-3-1	4-4-3
PUNTS Number and Average	7-42.7	7-46.4
Net Punting Average	40.9	45.6
FGs - PATS Had Blocked	0-0	0-0
TOTAL RETURN YARDAGE (Not Including Kickoffs)	33	21
PENALTIES Number and Yards	8-66	7-45
FUMBLES Number and Lost	2-1	1-1
TOUCHDOWNS	1	2
EXTRA POINTS Made-Attempts	1-1	2-2
FIELD GOALS Made-Attempts	1-1	1-1
RED ZONE EFFICIENCY	0-0-0%	1-2-50%
GOAL TO GO EFFICIENCY	0-0-0%	1-1-100%
SAFETIES	0	0
TIME OF POSSESSION	31:05	28:55

INDIVIDUAL STATISTICS

RUSHING (Att-Yds): Houston, A. Foster 26-99, A. Blue 8-26, R. Fitzpatrick 3-16, T. Savage 4-4. Indianapolis, D. Herron 11-60, T. Richardson 9-32, A. Luck 8-18.

PASSING (C-A-I-Yds): Houston, T. Savage 10-19-1-127, R. Fitzpatrick 3-6-0-30. Indianapolis, A. Luck 18-34-1-187.

RECEIVING (Rec-Yds): Houston, D. Hopkins 5-77, A. Foster 3-18, D. Johnson 2-21, R. Griffin 2-11, D. Posey 1-30. Indianapolis, T. Hilton 4-50, R. Wayne 4-24, H. Nicks 2-44, C. Fleener 2-32, D. Allen 2-16, D. Herron 2-12, T. Richardson 2-9.

SACKS (Sk-Yds): Houston, J. Watt 2.0-19. Indianapolis, R. Jean-Francois 1.0-5.

INTERCEPTIONS (Int-Yds): Houston, K. Lewis 1-27. Indianapolis, V. Davis 1-8.

TACKLES (S-A-T): Houston, M. Mohamed 3-4-7, J. Watt 5-1-6, K. Jackson 5-1-6, D. Swearingin 5-1-6, K. Lewis 3-2-5, A. Bouye 3-0-3, J. Joseph 3-0-3, D. Manning 2-1-3, J. Crick 1-1-2, J. Simon 1-1-2, J. Powe 1-0-1, D. Morris 1-0-1, R. Pickett 1-0-1, B. Reed 0-1-1, J. Pagan 0-1-1. Indianapolis, D. Jackson 6-4-10, J. Freeman 6-3-9, B. Werner 4-2-6, G. Toler 4-2-6, M. Adams 2-2-4, R. Jean Francois 3-0-3, V. Davis 3-0-3, A. Jones 1-2-3, C. Redding 1-2-3, E. Walden 2-0-2, L. Landry 2-0-2, D. Butler 2-0-2, J. New-some 1-1-2, J. Chapman 1-1-2, Z. Kerr 1-1-2, A. Studebaker 1-0-1, S. Phillips 1-0-1, A. Jackson 1-0-1.

MISSED FIELD GOALS: None.



GAME SUMMARY

Game write-up courtesy of the Associated Press

The Texans kept their slim playoff hopes alive with a fourth-string quarterback and a running back throwing passes.

Arian Foster threw for a touchdown, Randy Bullock made a franchise-record six field goals and Houston's defense dominated in a 25-13 win over the Baltimore Ravens on Sunday.

With three quarterbacks hurt, the Texans started Case Keenum, who got his first win in nine NFL starts.

The Ravens (9-6) now need some help next week to get into the postseason after Joe Flacco threw a season-high three interceptions and the offense struggled all day.

Houston (8-7) remains in the hunt but needs several teams to lose next week.

Foster ran for 96 yards. But his highlight came when he took a pitch from Keenum and, with a defender in his face, threw a 5-yard touchdown pass to C.J. Fiedorowicz to make it 16-0 in the second quarter.

Keenum lost each of his eight starts last season before being released by the Texans in training camp. They signed the former record-setting University of Houston star off the St. Louis practice squad Monday after both Ryan Fitzpatrick and Tom Savage were injured last Sunday with Ryan Mallett already out for the season.

Keenum threw for 185 yards with an interception. Flacco had thrown just one interception in his last five games before Sunday's struggles in an offense led by former Texans coach Gary Kubiak, who was fired last year in his eighth season in Houston. Flacco was 21 of 50 for 195 yards with two touchdowns in the second half.

J.J. Watt, who had eight tackles and a sack, was hit in the nose midway through the fourth quarter and had blood running down his face into his mouth for a few plays before trainers tended to the injury. He has 17 1/2 sacks this season and a franchise-record 54 in his career.

Flacco connected with Torrey Smith for his second score on a 20-yard touchdown pass with six minutes left. But Watt took Flacco down in the backfield on the 2-point try to leave Baltimore behind 25-13.

Houston's defense stifled the Ravens in the first half, allowing just 31 yards to set a franchise best for a half. The previous low was 41 yards gained by San Diego in the second half in 2007.

Flacco's second interception gave Houston the ball inside the 20 in the second quarter. Foster's TD throw came next.

It was the first touchdown pass by a running back in the NFL this season and the first time a Texans player other than a quarterback had thrown for a score since Jabar Gaffney and James Allen both did it in Houston's inaugural season in 2002.

Andre Johnson had six receptions for 65 yards to make him the 10th player in NFL history to reach 1,000 career receptions (1,002).

SCORING

SCORE BY PERIODS	1	2	3	4	OT	Total
Baltimore Ravens	0	0	6	6	-	13
Houston Texans	3	13	3	6	-	25

SCORING DRIVES

Team	Qtr	Time	Play Description (Extra Point) (Drive info)	BAL	HOU
Texans	1	10:33	R.Bullock 35 yd. Field Goal (10-63, 4:27)	0	3
Texans	2	14:57	R.Bullock 25 yd. Field Goal (11-69, 5:23)	0	6
Texans	2	3:54	R.Bullock 30 yd. Field Goal (4-4, 0:57)	0	9
Texans	2	1:53	C.Fiedorowicz 5 yd. pass from A.Foster (R.Bullock kick) (4-19, 1:47)	0	16
Ravens	3	11:10	T.Smith 8 yd. pass from J.Flacco (J.Tucker kick) (4-9, 1:04)	7	16
Texans	3	8:04	R.Bullock 20 yd. Field Goal (7-17, 2:33)	7	19
Texans	4	14:50	R.Bullock 39 yd. Field Goal (13-49, 5:07)	7	22
Texans	4	9:55	R.Bullock 33 yd. Field Goal (6-39, 2:31)	7	25
Ravens	4	5:56	T.Smith 20 yd. pass from J.Flacco (pass failed) (9-76, 3:59)	13	25

TEAM STATISTICS

	RAVENS	TEXANS
TOTAL FIRST DOWNS	15	18
THIRD DOWN EFFICIENCY	4-15-27%	7-21-33%
FOURTH DOWN EFFICIENCY	0-2-0%	0-0-0%
TOTAL NET YARDS	211	313
NET YARDS RUSHING	33	123
NET YARDS PASSING	178	190
PASS ATTEMPTS-COMPLETIONS-HAD INTERCEPTED	50-21-3	43-21-1
KICKOFFS Number-In End Zone-Touchbacks	3-2-2	8-8-4
PUNTS Number and Average	8-50.4	8-45.1
Net Punting Average	44.9	34.5
FGs - PATS Had Blocked	0-0	0-0
TOTAL RETURN YARDAGE (Not Including Kickoffs)	45	58
PENALTIES Number and Yards	7-56	7-69
FUMBLES Number and Lost	1-0	1-0
TOUCHDOWNS	2	1
EXTRA POINTS Made-Attempts	1-1	1-1
FIELD GOALS Made-Attempts	0-0	6-6
RED ZONE EFFICIENCY	1-1-100%	1-7-14%
GOAL TO GO EFFICIENCY	1-1-100%	1-3-33%
SAFETIES	0	0
TIME OF POSSESSION	25:02	34:58

INDIVIDUAL STATISTICS

RUSHING (Att-Yds): Baltimore, J. Forsett 10-19, F. Toussaint 4-11, J. Flacco 1-5, B. Pierce 1--2, Houston, A. Foster 25-96, C. Keenum 4-19, A. Blue 8-6, J. Grimes 1-2.

PASSING (C-A-I-Yds): Baltimore, J. Flacco 21-50-3-195, Houston, C. Keenum 20-42-1-185, A. Foster 1-1-0-5.

RECEIVING (Rec-Yds): Baltimore, T. Smith 5-59, S. Smith 5-49, J. Forsett 4-13, J. Jones 2-28, F. Toussaint 2-20, M. Brown 1-10, C. Gillmore 1-9, O. Daniels 1-7, Houston, A. Johnson 6-65, D. Hopkins 5-38, D. Johnson 4-27, R. Griffin 3-25, C. Fiedorowicz 2-12, A. Foster 1-23.

SACKS (Sk-Yds): Baltimore, none. Houston, J. Crick 1.0-10, J. Watt 1.0-7.

INTERCEPTIONS (Int-Yds): Baltimore, none. Houston, K. Jackson 2-32, A. Bouye 1-2.

TACKLES (S-A-T): Baltimore, D. Smith 5-6-11, R. Melvin 6-2-8, W. Hill 6-2-8, T. Suggs 6-1-7, P. McPhee 5-1-6, C. Upshaw 4-2-6, C. Mosley 3-2-5, L. Webb 4-0-4, D. Stewart 3-1-4, T. Jernigan 2-2-4, C. Canty 1-2-3, B. Williams 1-1-2, J. Miles 1-1-2, L. Guy 0-2-2, E. Dumervil 1-0-1, M. Elam 1-0-1, D. Tyson 0-1-1, Houston, J. Watt 7-1-8, J. Crick 3-2-5, J. Joseph 4-0-4, B. Reed 3-1-4, K. Lewis 2-2-4, A. Bouye 3-0-3, D. Morris 3-0-3, D. Manning 2-1-3, D. Swearingen 1-2-3, W. Mercilus 1-2-3, B. Cushing 0-2-2, A. Dent 1-0-1, K. Jackson 1-0-1, J. Rolle 1-0-1, J. Simon 0-1-1.

MISSED FIELD GOALS: None.



GAME SUMMARY

Game write-up courtesy of the Associated Press

The Houston Texans came up just short of making the playoffs despite J.J. Watt's three sacks, a safety and forced a fumble in helping the Texans to a 23-17 victory against the Jacksonville Jaguars in the regular season finale at NRG Stadium.

The Texans (9-7) had a shot at making the playoffs, but Baltimore beat Cleveland 20-10 to claim the final AFC wild-card spot.

Andre Johnson helped out in the win with a season-high 134 yards receiving and a touchdown for Houston which made a seven-game improvement over last season's 2-14 record under first-year coach Bill O'Brien.

Johnson gave Houston a 21-17 lead with an 8-yard reception early in the fourth. Watt made it 23-17 when he sacked Blake Bortles in the end zone for a safety a few minutes later. The sack gave him 20 1/2 this season, making him the first player in NFL history to have two seasons with 20 or more sacks after he also had 20 1/2 when he won Defensive Player of the Year 2012.

The Jaguars (3-13) had a chance to take the lead late, but Cecil Shorts III was out of bounds on a catch on fourth down.

Bortles threw for 117 yards as he struggled to move the offense for most of the day under near-constant pressure from Watt and company.

Watt danced happily to the song "Turn Down For What" after returning to the sideline after his safety. The defensive end, who has scored five touchdowns this season, smiled as the sellout crowd chanted "MVP, MVP."

Case Keenum threw for 250 yards with two touchdowns and an interception to win his second game since rejoining the Texans after being released in training camp.

Johnson's 10 receptions gave him 85 catches for 936 yards this season. He is the 11th player in NFL history to have 80 or more catches in at least seven seasons. Sunday was his 51st career game with 100 yards receiving, which is the most among active players and tied for Terrell Owens for fourth-most in NFL history.

SCORING

SCORE BY PERIODS	1	2	3	4	OT	Total
Jacksonville Jaguars	10	0	7	0	-	17
Houston Texans	7	7	0	9	-	23

SCORING DRIVES

Team	Qtr	Time	Play Description (Extra Point) (Drive Info)	JAC	HOU
Texans	1	10:23	A.Foster 10 yd. pass from C.Keenum (R.Bullock kick) (5-83, 2:30)	0	7
Jaguars	1	6:02	J.Scobee 53 yd. Field Goal (8-45, 4:21)	3	7
Jaguars	1	2:55	D.Gratz 55 yd. interception return (J.Scobee kick)	10	7
Texans	2	6:34	A.Blue 1 yd. run (R.Bullock kick) (14-74, 6:45)	10	14
Jaguars	3	4:45	J.Todman 23 yd. pass from C.Shortts (J.Scobee kick) (1-23, 0:07)	17	14
Texans	4	13:34	A.Johnson 8 yd. pass from C.Keenum (R.Bullock kick) (12-80, 6:11)	17	21
Texans	4	5:37	B.Bortles sacked in end zone by J.Watt for a Safety	17	23

TEAM STATISTICS

	JAGUARS	TEXANS
TOTAL FIRST DOWNS	13	24
THIRD DOWN EFFICIENCY	0-11-0%	10-18-56%
FOURTH DOWN EFFICIENCY	1-2-50%	0-0-0%
TOTAL NET YARDS	233	358
NET YARDS RUSHING	121	123
NET YARDS PASSING	112	235
PASS ATTEMPTS-COMPLETIONS-HAD INTERCEPTED	34-15-0	35-25-1
KICKOFFS Number-In End Zone-Touchbacks	5-4-3	4-4-3
PUNTS Number and Average	6-49.3	6-46.3
Net Punting Average	44.0	40.3
FGs - PATs Had Blocked	0-0	0-0
TOTAL RETURN YARDAGE (Not Including Kickoffs)	71	12
PENALTIES Number and Yards	4-25	6-55
FUMBLES Number and Lost	1-0	1-1
TOUCHDOWNS	2	3
EXTRA POINTS Made-Attempts	2-2	3-3
FIELD GOALS Made-Attempts	1-2	0-0
RED ZONE EFFICIENCY	0-1-0%	3-3-100%
GOAL TO GO EFFICIENCY	0-1-0%	2-2-100%
SAFETIES	0	0
TIME OF POSSESSION	20:12	39:48

INDIVIDUAL STATISTICS

RUSHING (Att-Yds): Jacksonville, B. Bortles 3-61, J. Todman 7-52, T. Gerhart 4-8. Houston, J. Grimes 11-45, A. Blue 17-39, A. Foster 5-23, C. Keenum 6-16.

PASSING (C-A-I-Yds): Jacksonville, B. Bortles 14-33-1-117, C. Shorts 1-1-0-23. Houston, C. Keenum 25-35-1-250.

RECEIVING (Rec-Yds): Jacksonville, C. Shorts 5-47, J. Todman 5-46, A. Hurns 2-15, M. Lee 2-8, A. Sanders 1-24. Houston, A. Johnson 10-134, A. Blue 6-37, D. Johnson 3-33, J. Grimes 2-23, D. Hopkins 2-5, A. Foster 1-10, R. Griffin 1-8.

SACKS (Sk-Yds): Jacksonville, T. Alualu 1-0-2, G. Hayes 1-0-5, C. Clemons 1-0-8. Houston, J. Watt 3-0-20; J. Crick 1-0-5, W. Mercilus 1-0-3.

INTERCEPTIONS (Int-Yds): Jacksonville, D. Gratz 1-55. Houston, none.

TACKLES (S-A-T): Jacksonville, T. Smith 11-5-16, J. Cyprien 7-4-11, J. Thomas 7-1-8, D. McCray 6-1-7, J. Evans 2-4-6, A. Colvin 3-1-4, D. Gratz 3-1-4, T. Alualu 2-2-4, A. Branch 1-3-4, E. Hood 2-1-3, A. Jones 1-2-3, R. Bryant 1-2-3, S. Marks 2-0-2, G. Hayes 1-1-2, C. Clemons 1-1-2. Houston, J. Watt 6-0-6, J. Joseph 4-0-4, A. Dent 4-0-4, K. Jackson 2-2-4, W. Mercilus 3-0-3, A. Bouye 3-0-3, D. Swearinger 3-0-3, B. Reed 1-2-3, K. Lewis 2-0-2, D. Manning 1-1-2, J. Crick 1-0-1, B. Cushing 1-0-1, J. Pagan 1-0-1, D. Morris 1-0-1, R. Pickett 0-1-1.

MISSED FIELD GOALS: Jacksonville, J. Scobee 51LU.



THE TRUCK OF TEXAS AS VOTED ON
BY THE TEXAS AUTO WRITERS

THE FUTURE OF TOUGH | ALL-NEW 2015 F-150



JJ Watt
JJ WATT



OFFICIAL TRUCK AND SUV



THE TRUCK OF TEXAS

The All-New 2015 Ford F-150 has been voted the Truck of Texas by the Texas Auto Writers. As the Best-Selling Truck in Texas, they've only confirmed what you've known all along – Ford is The Best in Texas.

BEST IN TEXAS
TexasFord.com



TEAM HISTORY

YEAR-BY-YEAR RESULTS

2002

Head Coach: Dom Capers

Preseason (1-4)

Day	Date	W/L	Score	Opponent	H/A/N	Attend.	Venue	Surface	Temp.	Kickoff Time	Hou. QB	Opp. QB
Mon	8/5/02	L	17-34	N.Y. Giants	N	22,461	Fawcett Stadium (Canton, Ohio)	Artificial	74°	8:07 p.m. ET	D. Carr	K. Collins
Sat	8/10/02	W	13-10	New Orleans	A	67,366	Louisiana Superdome	Artificial	NA	7:07 p.m. CT	D. Carr	A. Brooks
Sat	8/17/02	L	9-19	Kansas City	A	73,506	Arrowhead Stadium	Grass	74°	7:30 p.m. CT	D. Carr	T. Green
Sat	8/24/02	L	3-24	Miami	H	69,432	Reliant Stadium (roof open)	Grass	90°	7:10 p.m. CT	D. Carr	J. Fiedler
Fri	8/30/02	L	13-17	Tampa Bay	H	68,371	Reliant Stadium (roof open)	Grass	90°	7:06 p.m. CT	D. Carr	B. Johnson

Regular Season (4-12 overall; 4th AFC South; 2-6 home; 2-6 away)

Day	Date	W/L	Score	Opponent	H/A/N	Attend.	Venue	Surface	Temp.	Kickoff Time	Hou. QB	Opp. QB
Sun	9/8/02	W	19-10	Dallas	H	69,604	Reliant Stadium (roof closed)	Grass	NA	7:36 p.m. CT	D. Carr	Q. Carter
Sun	9/15/02	L	3-24	San Diego	A	56,098	Qualcomm Stadium	Grass	74°	1:15 p.m. PT	D. Carr	D. Brees
Sun	9/22/02	L	3-23	Indianapolis	H	69,204	Reliant Stadium (roof open)	Grass	81°	12:01 p.m. CT	D. Carr	P. Manning
Sun	9/29/02	L	17-35	Philadelphia	A	64,867	Veterans Stadium	NeXTurf	64°	1:02 p.m. ET	D. Carr	D. McNabb
Sun	10/13/02	L	24-31	Buffalo	H	70,120	Reliant Stadium (roof closed)	Grass	NA	12:02 p.m. CT	D. Carr	D. Bledsoe
Sun	10/20/02	L	17-34	Cleveland	A	73,248	Cleveland Browns Stadium	Grass	50°	4:05 p.m. ET	D. Carr	T. Couch
Sun	10/27/02	W	21-19	Jacksonville	A	53,721	ALLTEL Stadium	Grass	78°	4:15 p.m. ET	D. Carr	M. Brunell
Sun	11/3/02	L	3-38	Cincinnati	H	69,827	Reliant Stadium (roof closed)	Grass	NA	12:01 p.m. CT	D. Carr	J. Kitna
Sun	11/10/02	L	10-17	Tennessee	A	68,804	The Coliseum	Grass	76°	12:03 p.m. CT	D. Carr	S. McNair
Sun	11/17/02	L	21-24	Jacksonville	H	69,711	Reliant Stadium (roof open)	Grass	66°	12:02 p.m. CT	D. Carr	M. Brunell
Sun	11/24/02	W	16-14	N.Y. Giants	H	70,054	Reliant Stadium (roof open)	Grass	78°	3:15 p.m. CT	D. Carr	K. Collins
Sun	12/1/02	L	3-19	Indianapolis	A	56,820	RCA Dome	Astroturf	NA	4:00 p.m. ET	D. Carr	P. Manning
Sun	12/8/02	W	24-6	Pittsburgh	A	58,551	Heinz Field	Grass	35°	1:01 p.m. ET	D. Carr	T. Maddox
Sun	12/15/02	L	19-23	Baltimore	H	70,108	Reliant Stadium (roof open)	Grass	70°	12:02 p.m. CT	D. Carr	J. Blake
Sun	12/22/02	L	10-26	Washington	A	70,291	FedEx Field	Grass	54°	1:02 p.m. ET	D. Carr	P. Ramsey
Sun	12/29/02	L	3-13	Tennessee	H	70,694	Reliant Stadium (roof open)	Grass	64°	12:03 p.m. CT	D. Carr	S. McNair

2003

Head Coach: Dom Capers

Preseason (0-4)

Day	Date	W/L	Score	Opponent	H/A/N	Attend.	Venue	Surface	Temp.	Kickoff Time	Hou. QB	Opp. QB
Mon	8/9/03	L	12-20	Denver	H	70,021	Reliant Stadium (roof closed)	Grass	NA	7:38 p.m. CT	D. Carr	J. Plummer
Fri	8/15/03	L	6-34	Dallas	A	60,058	Texas Stadium	Artificial	95°	7:06 p.m. CT	D. Carr	Q. Carter
Sat	8/23/03	L	17-19	San Diego	H	70,007	Reliant Stadium (roof open)	Grass	89°	7:30 p.m. CT	D. Carr	D. Brees
Thu	8/28/03	L	3-34	Tampa Bay	A	64,808	Raymond James Stadium	Grass	82°	8:05 p.m. ET	D. Carr	B. Johnson

Regular Season (5-11 overall; 4th AFC South; 3-5 home; 2-6 away)

Day	Date	W/L	Score	Opponent	H/A/N	Attend.	Venue	Surface	Temp.	Kickoff Time	Hou. QB	Opp. QB
Sun	9/7/03	W	21-20	Miami	A	73,010	Pro Player Stadium	Grass	89°	1:06 p.m. ET	D. Carr	J. Fiedler
Sun	9/14/03	L	10-31	New Orleans	A	68,390	Louisiana Superdome	Artificial	NA	12:02 p.m. CT	D. Carr	A. Brooks
Sun	9/21/03	L	14-42	Kansas City	H	70,487	Reliant Stadium (roof closed)	Grass	NA	12:02 p.m. CT	D. Carr	T. Green
Sun	9/28/03	W	24-20	Jacksonville	H	70,041	Reliant Stadium (roof open)	Grass	79°	12:05 p.m. CT	D. Carr	B. Leftwich
Sun	10/12/03	L	17-38	Tennessee	A	68,809	The Coliseum	Grass	69°	12:03 p.m. CT	D. Carr	S. McNair
Sun	10/19/03	L	14-19	N.Y. Jets	H	70,623	Reliant Stadium (roof open)	Grass	79°	3:05 p.m. ET	D. Carr	V. Testaverde
Sun	10/26/03	L	21-30	Indianapolis	A	56,132	RCA Dome	Artificial	NA	4:15 p.m. ET	D. Carr	P. Manning
Sun	11/2/03	W	14-10	Carolina	H	70,052	Reliant Stadium (roof open)	Grass	81°	12:02 p.m. CT	T. Banks	J. Delhomme
Sun	11/9/03	L	27-34	Cincinnati	A	50,437	Paul Brown Stadium	Grass	43°	1:03 p.m. ET	D. Carr	J. Kitna
Sun	11/16/03	W	12-10	Buffalo	A	72,677	Ralph Wilson Stadium	AstroPlay	47°	1:01 p.m. ET	D. Carr	D. Bledsoe
Sun	11/23/03	L	20-23	New England	H	70,719	Reliant Stadium (roof closed)	Grass	NA	12:02 p.m. CT	T. Banks	T. Brady
Sun	11/30/03	W	17-13	Atlanta	H	70,388	Reliant Stadium (roof open)	Grass	70°	12:03 p.m. CT	T. Banks	D. Johnson
Sun	12/7/03	L	0-27	Jacksonville	A	43,363	ALLTEL Stadium	Grass	56°	1:02 p.m. ET	D. Ragone	B. Leftwich
Sun	12/14/03	L	3-16	Tampa Bay	A	65,124	Raymond James Stadium	Grass	67°	1:01 p.m. ET	D. Ragone	B. Johnson
Sun	12/21/03	L	24-27	Tennessee	H	70,758	Reliant Stadium (roof open)	Grass	NA	12:03 p.m. CT	D. Carr	S. McNair
Sun	12/28/03	L	17-20	Indianapolis	H	70,680	Reliant Stadium (roof closed)	Grass	NA	12:03 p.m. CT	D. Carr	P. Manning



YEAR-BY-YEAR RESULTS

2004

Head Coach: Dom Capers

Preseason (1-3)

Day	Date	W/L	Score	Opponent	H/A/N	Attend.	Venue	Surface	Temp.	Kickoff Time	Hou. QB	Opp. QB
Sat, 8/14/04		W	18-0	Dallas	H	70,431	Reliant Stadium (roof open)	Grass	85°	7:06 p.m. CT	D. Carr	V. Testaverde
Sat, 8/21/04		L	3-38	Pittsburgh	A	56,028	Heinz Field	Artificial	70°	7:35 p.m. ET	D. Carr	T. Maddox
Fri, 8/27/04		L	17-31	Denver	A	71,256	INVESCO Field at Mile High	Grass	54°	7:06 p.m. MT	D. Carr	J. Plummer
Thu, 9/2/04		L	9-17	Tampa Bay	H	70,024	Reliant Stadium (roof open)	Grass	83°	7:07 p.m. CT	D. Carr	B. Johnson

Regular Season (7-9 overall; 3rd AFC South; 3-5 home; 4-4 away)

Day	Date	W/L	Score	Opponent	H/A/N	Attend.	Venue	Surface	Temp.	Kickoff Time	Hou. QB	Opp. QB
Sun, 9/12/04		L	20-27	San Diego	H	70,255	Reliant Stadium (roof closed)	Grass	NA	12:05 p.m. CT	D. Carr	D. Brees
Sun, 9/19/04		L	16-28	Detroit	A	61,465	Ford Field	Field Turf	68°	1:04 p.m. ET	D. Carr	J. Harrington
Sun, 9/26/04		W	24-21	Kansas City	A	77,433	Arrowhead Stadium	Grass	71°	12:00 p.m. CT	D. Carr	T. Green
Sun, 10/3/04		W	30-17	Oakland	H	70,741	Reliant Stadium (roof open)	Grass	NA	12:02 p.m. CT	D. Carr	K. Collins
Sun, 10/10/04		OT	28-34	Minnesota	H	70,718	Reliant Stadium (roof open)	Grass	NA	12:02 p.m. CT	D. Carr	D. Culpepper
Sun, 10/17/04		W	20-10	Tennessee	A	68,932	The Coliseum	Grass	60°	12:02 p.m. CT	D. Carr	S. McNair
Sun, 10/31/04		W	20-6	Jacksonville	H	70,502	Reliant Stadium (roof open)	Grass	85°	12:02 p.m. CT	D. Carr	B. Leftwich
Sun, 11/7/04		L	13-31	Denver	A	74,292	INVESCO Field at Mile High	Grass	69°	2:15 p.m. MT	D. Carr	J. Plummer
Sun, 11/14/04		L	14-49	Indianapolis	A	56,511	RCA Dome	Artificial	NA	1:00 p.m. ET	D. Carr	P. Manning
Sun, 11/21/04		L	13-16	Green Bay	H	70,769	Reliant Stadium (roof closed)	Grass	NA	7:35 p.m. CT	D. Carr	B. Favre
Sun, 11/28/04		W	31-21	Tennessee	H	70,721	Reliant Stadium (roof open)	Grass	66°	12:05 p.m. CT	D. Carr	S. McNair
Sun, 12/5/04		L	7-29	N.Y. Jets	A	77,875	The Meadowlands	FieldTurf	56°	1:03 p.m. ET	D. Carr	C. Pennington
Sun, 12/12/04		L	14-23	Indianapolis	H	70,762	Reliant Stadium (roof open)	Grass	NA	12:02 p.m. CT	D. Carr	P. Manning
Sun, 12/19/04		W	24-5	Chicago	A	62,122	Soldier Field	Grass	12°	12:02 p.m. CT	D. Carr	C. Hutchinson
Sun, 12/26/04		W	21-0	Jacksonville	A	66,227	ALLTEL Stadium	Grass	40°	1:03 p.m. ET	D. Carr	B. Leftwich
Sun, 1/2/05		L	14-22	Cleveland	H	70,724	Reliant Stadium (roof closed)	Grass	72°	12:02 p.m. CT	D. Carr	K. Holcomb

2005

Head Coach: Dom Capers

Preseason (1-3)

Day	Date	W/L	Score	Opponent	H/A/N	Attend.	Venue	Surface	Temp.	Kickoff Time	Hou. QB	Opp. QB
Sat, 8/13/05		L	14-20	Denver	H	70,016	Reliant Stadium (roof closed)	Grass	NA	7:07 p.m. CT	D. Carr	J. Plummer
Sat, 8/20/05		W	19-17	Oakland	H	70,116	Reliant Stadium (roof closed)	Grass	NA	7:07 p.m. CT	D. Carr	K. Collins
Sat, 8/27/05		L	9-21	Dallas	A	54,288	Texas Stadium	Artificial	93°	7:00 p.m. CT	D. Carr	D. Bledsoe
Thu, 9/1/05		L	14-38	Tampa Bay	A	63,591	Raymond James Stadium	Grass	84°	7:36 p.m. ET	D. Carr	B. Griese

Regular Season (2-14 overall; 4th AFC South; 2-6 home; 0-8 away)

Day	Date	W/L	Score	Opponent	H/A/N	Attend.	Venue	Surface	Temp.	Kickoff Time	Hou. QB	Opp. QB
Sun, 9/11/05		L	7-22	Buffalo	A	71,781	Ralph Wilson Stadium	AstroPlay	76°	1:05 p.m. ET	D. Carr	J. Losman
Sun, 9/18/05		L	7-27	Pittsburgh	H	70,742	Reliant Stadium (roof open)	Grass	90°	12:02 p.m. CT	D. Carr	B. Roethlisberger
Sun, 10/2/05		L	10-16	Cincinnati	A	65,714	Paul Brown Stadium	FieldTurf	79°	1:02 p.m. ET	D. Carr	C. Palmer
Sun, 10/9/05		L	20-34	Tennessee	H	70,430	Reliant Stadium (roof closed)	Grass	NA	12:02 p.m. CT	D. Carr	S. McNair
Sun, 10/16/05		L	10-42	Seattle	A	66,196	Qwest Field	FieldTurf	57°	5:38 p.m. PT	D. Carr	M. Hasselbeck
Sun, 10/23/05		L	20-38	Indianapolis	H	70,621	Reliant Stadium (roof closed)	Grass	NA	12:03 p.m. CT	D. Carr	P. Manning
Sun, 10/30/05		W	19-16	Cleveland	H	70,064	Reliant Stadium (roof open)	Grass	78°	12:02 p.m. CT	D. Carr	T. Dilfer
Sun, 11/6/05		L	14-21	Jacksonville	A	64,613	ALLTEL Stadium	Grass	79°	1:01 p.m. ET	D. Carr	B. Leftwich
Sun, 11/13/05		L	17-31	Indianapolis	A	57,209	RCA Dome	Artificial	NA	1:03 p.m. ET	D. Carr	P. Manning
Sun, 11/20/05		L	17-45	Kansas City	H	70,481	Reliant Stadium (roof open)	Grass	58°	7:37 p.m. CT	D. Carr	T. Green
Sun, 11/27/05		L, OT	27-33	St. Louis	H	70,010	Reliant Stadium (roof open)	Grass	NA	12:03 p.m. CT	D. Carr	J. Martin
Sun, 12/4/05		L	15-16	Baltimore	A	69,909	M&T Bank Stadium	Momentum	47°	1:02 p.m. ET	D. Carr	K. Boller
Sun, 12/11/05		L	10-13	Tennessee	A	69,149	The Coliseum	Grass	43°	12:03 p.m. CT	D. Carr	S. McNair
Sun, 12/18/05		W	30-19	Arizona	H	70,024	Reliant Stadium (roof closed)	Grass	NA	12:02 p.m. CT	D. Carr	K. Warner
Sat, 12/24/05		L	20-38	Jacksonville	H	70,025	Reliant Stadium (roof open)	Grass	65°	12:03 p.m. CT	D. Carr	D. Garrard
Sun, 1/1/06		L, OT	17-20	San Francisco	A	67,970	Monster Park	Grass	56°	1:05 p.m. PT	D. Carr	A. Smith



YEAR-BY-YEAR RESULTS

2006

Head Coach: Gary Kubiak

Preseason (3-1)

Day, Date	W/L	Score	Opponent	H/A/N	Attend.	Venue	Surface	Temp.	Kickoff Time	Hou. QB	Opp. QB
Sat, 8/12/06	W	24-14	Kansas City	H	70,016	Reliant Stadium (roof closed)	Grass	NA	7:07 p.m. CT	D. Carr	T. Green
Sat, 8/19/06	W	27-20	St. Louis	A	65,391	Edward Jones Dome	Artificial	NA	7:00 p.m. CT	D. Carr	M. Bulger
Sat, 8/27/06	L	14-17	Denver	A	73,689	INVESCO Field at Mile High	Grass	70°	6:04 p.m. MT	D. Carr	J. Plummer
Thu, 8/31/06	W	16-13	Tampa Bay	H	70,037	Reliant Stadium (roof closed)	Grass	NA	7:07 p.m. CT	S. Rosenfels	C. Simms

Regular Season (6-10 overall; 4th AFC South; 4-4 home; 2-6 away)

Day, Date	W/L	Score	Opponent	H/A/N	Attend.	Venue	Surface	Temp.	Kickoff Time	Hou. QB	Opp. QB
Sun, 9/10/06	L	10-24	Philadelphia	H	70,180	Reliant Stadium (roof closed)	Grass	NA	12:02 p.m. CT	D. Carr	D. McNabb
Sun, 9/17/06	L	24-43	Indianapolis	A	56,614	RCA Dome	FieldTurf	NA	1:03 p.m. ET	D. Carr	P. Manning
Sun, 9/24/06	L	15-31	Washington	H	70,069	Reliant Stadium (roof closed)	Grass	NA	12:03 p.m. CT	D. Carr	M. Brunell
Sun, 10/1/06	W	17-15	Miami	H	70,071	Reliant Stadium (roof closed)	Grass	NA	12:02 p.m. CT	D. Carr	D. Culpepper
Sun, 10/15/06	L	6-34	Dallas	A	63,186	Texas Stadium	Sportfield Turf	66°	12:02 p.m. CT	D. Carr	D. Bledsoe
Sun, 10/22/06	W	27-7	Jacksonville	H	70,035	Reliant Stadium (roof open)	Grass	NA	12:03 p.m. CT	D. Carr	B. Leftwich
Sun, 10/29/06	L	22-28	Tennessee	A	69,143	LP Field	Grass	72°	12:02 p.m. CT	D. Carr	V. Young
Sun, 11/5/06	L	10-14	N.Y. Giants	A	78,485	Giants Stadium	FieldTurf	46°	1:02 p.m. ET	D. Carr	E. Manning
Sun, 11/12/06	W	13-10	Jacksonville	A	65,918	ALLTEL Stadium	Grass	56°	1:03 p.m. ET	D. Carr	D. Garrard
Sun, 11/19/06	L	21-24	Buffalo	H	70,125	Reliant Stadium (roof open)	Grass	61°	12:03 p.m. CT	D. Carr	J. Losman
Sun, 11/26/06	L	11-26	N.Y. Jets	A	76,596	The Meadowlands	FieldTurf	56°	1:02 p.m. ET	D. Carr	C. Pennington
Sun, 12/3/06	W	23-14	Oakland	A	46,276	McAfee Coliseum	Grass	56°	1:05 p.m. PT	D. Carr	A. Brooks
Sun, 12/10/06, OT	20-26	Tennessee	H	70,760	Reliant Stadium (roof closed)	Grass	NA	12:02 p.m. CT	D. Carr	V. Young	
Sun, 12/17/06	L	7-40	New England	A	68,756	Gillette Stadium	Grass	52°	1:02 p.m. ET	D. Carr	T. Brady
Sun, 12/24/06	W	27-24	Indianapolis	H	70,132	Reliant Stadium (roof closed)	Grass	NA	12:03 p.m. CT	D. Carr	P. Manning
Sun, 12/31/06	W	14-6	Cleveland	H	70,097	Reliant Stadium (roof open)	Grass	NA	12:02 p.m. CT	D. Carr	C. Frye

2007

Head Coach: Gary Kubiak

Preseason (2-2)

Day, Date	W/L	Score	Opponent	H/A/N	Attend.	Venue	Surface	Temp.	Kickoff Time	Hou. QB	Opp. QB
Sat, 8/11/07	L	19-20	Chicago	H	70,060	Reliant Stadium (roof closed)	Grass	NA	7:08 p.m. CT	M. Schaub	R. Grossman
Sat, 8/18/07	W	33-20	Arizona	A	64,405	Univ. of Phoenix Stadium (roof closed)	Grass	NA	1:05 p.m. MT	M. Schaub	M. Leinart
Sat, 8/25/07	W	28-16	Dallas	H	70,516	Reliant Stadium (roof closed)	Grass	NA	7:08 p.m. CT	M. Schaub	T. Romo
Thu, 8/30/07	L	24-31	Tampa Bay	A	64,321	Raymond James Stadium	Grass	90°	8:08 p.m. ET	S. Rosenfels	L. McCown

Regular Season (8-8 overall; 4th AFC South; 6-2 home; 2-6 away)

Day, Date	W/L	Score	Opponent	H/A/N	Attend.	Venue	Surface	Temp.	Kickoff Time	Hou. QB	Opp. QB
Sun, 9/9/07	W	20-3	Kansas City	H	70,080	Reliant Stadium (roof closed)	Grass	NA	12:05 p.m. CT	M. Schaub	D. Huard
Sun, 9/16/07	W	34-21	Carolina	A	73,665	Bank of America Stadium	Grass	74°	1:02 p.m. ET	M. Schaub	J. Delhomme
Sun, 9/23/07	L	24-30	Indianapolis	H	70,132	Reliant Stadium (roof closed)	Grass	NA	12:03 p.m. CT	M. Schaub	P. Manning
Sun, 9/30/07	L	16-26	Atlanta	A	69,312	The Georgia Dome	Field Turf	NA	1:02 p.m. ET	M. Schaub	J. Harrington
Sun, 10/7/07	W	22-19	Miami	H	70,156	Reliant Stadium (roof closed)	Grass	NA	12:02 p.m. CT	M. Schaub	T. Green
Sun, 10/14/07	L	17-37	Jacksonville	A	63,715	Jacksonville Municipal Stadium	Grass	81°	1:03 p.m. ET	M. Schaub	D. Garrard
Sun, 10/21/07	L	36-38	Tennessee	H	70,734	Reliant Stadium (roof closed)	Grass	NA	12:02 p.m. CT	M. Schaub	K. Collins
Sun, 10/28/07	L	10-35	San Diego	A	60,439	Qualcomm Stadium	Grass	78°	1:05 p.m. PT	M. Schaub	P. Rivers
Sun, 11/4/07	W	24-17	Oakland	A	49,603	McAfee Coliseum	Grass	70°	1:15 p.m. PT	S. Rosenfels	J. McCown
Sun, 11/18/07	W	23-10	New Orleans	H	70,780	Reliant Stadium (roof closed)	Grass	NA	12:02 p.m. CT	M. Schaub	D. Brees
Sun, 11/25/07	L	17-27	Cleveland	A	72,730	Cleveland Browns Stadium	Grass	41°	1:03 p.m. ET	M. Schaub	D. Anderson
Sun, 12/2/07	L	22-28	Tennessee	A	69,143	LP Field	Grass	61°	12:02 p.m. CT	M. Schaub	V. Young
Sun, 12/9/07	W	28-14	Tampa Bay	H	70,237	Reliant Stadium (roof closed)	Grass	NA	12:01 p.m. CT	S. Rosenfels	J. McCown
Thu, 12/13/07	W	31-13	Denver	H	70,747	Reliant Stadium (roof open)	Grass	59°	7:15 p.m. CT	S. Rosenfels	J. Cutler
Sun, 12/23/07	L	15-38	Indianapolis	A	57,262	RCA Dome	FieldTurf	NA	1:02 p.m. ET	S. Rosenfels	P. Manning
Sun, 12/30/07	W	42-28	Jacksonville	H	70,660	Reliant Stadium (roof open)	Grass	NA	12:02 p.m. CT	S. Rosenfels	Q. Gray



YEAR-BY-YEAR RESULTS

2008

Head Coach: Gary Kubiak

Preseason (2-2)

Day, Date	W/L	Score	Opponent	H/A/N	Attend.	Venue	Surface	Temp.	Kickoff Time	Hou. QB	Opp. QB
Sat, 8/9/08	W	19-16	Denver	H	70,020	Reliant Stadium (roof closed)	Grass	NA	7:07 p.m. CT	M. Schaub	J. Cutler
Sat, 8/16/08	W	31-27	New Orleans	A	64,405	Louisiana Superdome	Momentum	NA	7:06 p.m. CT	M. Schaub	D. Brees
Sat, 8/22/08	L	22-23	Dallas	A	60,795	Texas Stadium	Artificial	94°	7:05 p.m. CT	M. Schaub	T. Romo
Thu, 8/28/08	L	6-16	Tampa Bay	H	70,011	Reliant Stadium (roof closed)	Grass	NA	7:07 p.m. CT	S. Rosenfels	L. McCown

Regular Season (8-8 overall; 3rd AFC South; 6-2 home; 2-6 away)

Day, Date	W/L	Score	Opponent	H/A/N	Attend.	Venue	Surface	Temp.	Kickoff Time	Hou. QB	Opp. QB
Sun, 9/7/08	L	17-38	Pittsburgh	A	64,001	Heinz Field	DD Grassmaster	72°	1:02 p.m. ET	M. Schaub	B. Roethlisberger
Sun, 9/21/08	L	12-31	Tennessee	A	69,143	LP Field	Grass	80°	12:02 p.m. CT	M. Schaub	K. Collins
Sun, 9/28/08	L, OT	27-30	Jacksonville	A	64,061	Jacksonville Municipal Stadium	Grass	82°	1:02 p.m. ET	M. Schaub	D. Garrard
Sun, 10/5/08	L	17-31	Indianapolis	H	70,118	Reliant Stadium (roof open)	Grass	82°	12:02 p.m. CT	S. Rosenfels	P. Manning
Sun, 10/12/08	W	29-28	Miami	H	70,023	Reliant Stadium (roof open)	Grass	79°	12:02 p.m. CT	M. Schaub	C. Pennington
Sun, 10/19/08	W	28-21	Detroit	H	70,081	Reliant Stadium (roof open)	Grass	77°	3:05 p.m. CT	M. Schaub	D. Orlovsky
Sun, 10/26/08	W	35-6	Cincinnati	H	70,112	Reliant Stadium (roof open)	Grass	82°	2:47 p.m. CT	M. Schaub	R. Fitzpatrick
Sun, 11/2/08	L	21-28	Minnesota	A	62,839	Metrodome	FieldTurf	NA	12:05 p.m. CT	M. Schaub	G. Bertrout
Sun, 11/9/08	L	13-41	Baltimore	H	70,552	Reliant Stadium (roof open)	Grass	69°	12:02 p.m. CT	S. Rosenfels	J. Flacco
Sun, 11/16/08	L	27-33	Indianapolis	A	66,201	Lucas Oil Stadium (roof closed)	FieldTurf	NA	1:02 p.m. ET	S. Rosenfels	P. Manning
Sun, 11/23/08	W	16-6	Cleveland	A	72,077	Cleveland Browns Stadium	Grass	30°	1:03 p.m. ET	S. Rosenfels	B. Quinn
Mon, 12/1/08	W	30-17	Jacksonville	H	70,809	Reliant Stadium (roof open)	Grass	53°	7:40 p.m. CT	S. Rosenfels	D. Garrard
Sun, 12/7/08	W	24-21	Green Bay	A	70,245	Lambeau Field	DD Grassmaster	3°	12:02 p.m. CT	M. Schaub	A. Rodgers
Sun, 12/14/08	W	13-12	Tennessee	H	70,831	Reliant Stadium (roof open)	Grass	72°	12:05 p.m. CT	M. Schaub	K. Collins
Sun, 12/21/08	L	16-27	Oakland	A	43,687	Oakland-Alameda County Coliseum	Grass	48°	1:05 p.m. PT	M. Schaub	J. Russell
Sun, 12/28/08	W	31-24	Chicago	H	70,838	Reliant Stadium (roof open)	Grass	46°	12:03 p.m. CT	M. Schaub	K. Orton

2009

Head Coach: Gary Kubiak

Preseason (2-2)

Day, Date	W/L	Score	Opponent	H/A/N	Attend.	Venue	Surface	Temp.	Kickoff Time	Hou. QB	Opp. QB
Sat, 8/15/09	W	16-10	Kansas City	A	64,781	Arrowhead Stadium	Grass	78°	7:00 p.m. CT	M. Schaub	M. Cassel
Sat, 8/22/09	L	14-38	New Orleans	H	70,107	Reliant Stadium (roof closed)	Grass	NA	7:09 p.m. CT	M. Schaub	D. Brees
Mon, 8/31/09	L	10-17	Minnesota	H	70,191	Reliant Stadium (roof closed)	Grass	NA	7:06 p.m. CT	M. Schaub	B. Favre
Fri, 9/4/09	W	27-20	Tampa Bay	A	63,831	Raymond James Stadium	Grass	88°	7:07 p.m. ET	D. Orlovsky	J. Freeman

Regular Season (9-7 overall; 2nd AFC South; 4-4 home; 5-3 away)

Day, Date	W/L	Score	Opponent	H/A/N	Attend.	Venue	Surface	Temp.	Kickoff Time	Hou. QB	Opp. QB
Sun, 9/13/09	L	7-24	N.Y. Jets	H	70,118	Reliant Stadium (roof closed)	Grass	NA	12:03 p.m. CT	M. Schaub	M. Sanchez
Sun, 9/20/09	W	34-31	Tennessee	A	69,143	LP Field	Grass	77°	12:03 p.m. CT	M. Schaub	K. Collins
Sun, 9/27/09	L	24-34	Jacksonville	H	70,083	Reliant Stadium (roof closed)	Grass	85°	12:03 p.m. CT	M. Schaub	D. Garrard
Sun, 10/4/09	W	29-6	Oakland	H	70,291	Reliant Stadium (roof closed)	Grass	NA	12:02 p.m. CT	M. Schaub	J. Russell
Sun, 10/11/09	L	21-28	Arizona	A	61,819	Univ. of Phoenix Stadium (roof closed)	Grass	NA	1:15 p.m. MT	M. Schaub	K. Warner
Sun, 10/18/09	W	28-17	Cincinnati	A	64,019	Paul Brown Stadium	FieldTurf	49°	1:02 p.m. ET	M. Schaub	C. Palmer
Sun, 10/25/09	W	24-21	San Francisco	H	70,820	Reliant Stadium (roof open)	Grass	74°	12:04 p.m. CT	M. Schaub	S. Hill
Sun, 11/1/09	W	31-10	Buffalo	A	69,790	Ralph Wilson Stadium	AstroPlay	49°	1:02 p.m. ET	M. Schaub	R. Fitzpatrick
Sun, 11/8/09	L	17-20	Indianapolis	A	66,033	Lucas Oil Stadium (roof open)	FieldTurf	69°	1:02 p.m. ET	M. Schaub	P. Manning
Mon, 11/23/09	L	17-20	Tennessee	H	71,153	Reliant Stadium (roof open)	Grass	NA	12:05 p.m. CT	M. Schaub	V. Young
Sun, 11/29/09	L	27-35	Indianapolis	H	70,990	Reliant Stadium (roof open)	Grass	NA	12:02 p.m. CT	M. Schaub	P. Manning
Sun, 12/6/09	L	18-23	Jacksonville	A	42,079	Jacksonville Municipal Stadium	Grass	54°	1:03 p.m. ET	M. Schaub	D. Garrard
Sun, 12/13/09	W	34-7	Seattle	H	70,380	Reliant Stadium (roof closed)	Grass	NA	12:02 p.m. CT	M. Schaub	M. Hasselbeck
Sun, 12/20/09	W	16-13	St. Louis	A	46,256	Edward Jones Dome	FieldTurf	NA	12:00 p.m. CT	M. Schaub	K. Null
Sun, 12/27/09	W	27-20	Miami	A	65,847	Land Shark Stadium	Grass	75°	1:02 p.m. ET	M. Schaub	C. Henne
Sun, 1/3/10	W	34-27	New England	H	71,029	Reliant Stadium (roof closed)	Grass	NA	12:02 p.m. CT	M. Schaub	T. Brady



YEAR-BY-YEAR RESULTS

2010

Head Coach: Gary Kubiak

Preseason (1-3)

Day	Date	W/L	Score	Opponent	H/A/N	Attend.	Venue	Surface	Temp.	Kickoff Time	Hou. QB	Opp. QB
Sat.	8/14/10	L	16-19	Arizona	A	61,489	Univ. of Phoenix Stadium (roof closed)	Grass	NA	5:07 p.m. MT	M. Schaub	M. Leinart
Sat.	8/21/10	L	20-38	New Orleans	A	70,025	Louisiana Superdome	Momentum	NA	7:07 p.m. CT	M. Schaub	D. Brees
Sat.	8/28/10	W	23-7	Dallas	H	70,725	Reliant Stadium (roof closed)	Grass	NA	7:05 p.m. CT	M. Schaub	T. Romo
Thu.	9/2/10	L	17-24	Tampa Bay	H	70,035	Reliant Stadium (roof closed)	Grass	NA	7:07 p.m. ET	D. Orlovsky	R. Carpenter

Regular Season (6-10 overall; 3rd AFC South; 4-4 home; 2-6 away)

Day	Date	W/L	Score	Opponent	H/A/N	Attend.	Venue	Surface	Temp.	Kickoff Time	Hou. QB	Opp. QB
Sun.	9/12/10	W	34-24	Indianapolis	H	70,974	Reliant Stadium (roof closed)	Grass	NA	12:02 p.m. CT	M. Schaub	P. Manning
Sun.	9/19/10	W	OT 30-27	Washington	A	88,240	FedEx Field	Grass	85°	4:15 p.m. ET	M. Schaub	D. McNabb
Sun.	9/26/10	L	13-27	Dallas	H	71,456	Reliant Stadium (roof closed)	Grass	NA	12:02 p.m. CT	M. Schaub	T. Romo
Sun.	10/3/10	W	31-24	Oakland	A	32,218	Oakland-Alameda County Coliseum	Grass	71°	1:05 p.m. PT	M. Schaub	B. Gradowski
Sun.	10/10/10	L	10-34	N.Y. Giants	H	71,110	Reliant Stadium (roof closed)	Grass	NA	12:03 p.m. CT	M. Schaub	E. Manning
Sun.	10/17/10	W	35-31	Kansas City	H	70,926	Reliant Stadium (roof open)	Grass	78°	12:03 p.m. ET	M. Schaub	M. Cassel
Mon.	11/1/10	L	17-30	Indianapolis	A	66,363	Lucas Oil Stadium (roof closed)	FieldTurf	NA	8:41 p.m. ET	M. Schaub	P. Manning
Sun.	11/7/10	L	23-29	San Diego	H	70,886	Reliant Stadium (roof open)	Grass	63°	12:02 p.m. CT	M. Schaub	P. Rivers
Sun.	11/14/10	L	24-31	Jacksonville	A	63,340	EverBank Field	Grass	70°	1:04 p.m. ET	M. Schaub	D. Garrard
Sun.	11/21/10	L	27-30	N.Y. Jets	A	78,843	New Meadowlands Stadium	FieldTurf	46°	1:03 p.m. ET	M. Schaub	M. Sanchez
Sun.	11/28/10	W	20-0	Tennessee	H	70,855	Reliant Stadium (roof closed)	Grass	NA	12:02 p.m. CT	M. Schaub	R. Smith
Thu.	12/2/10	L	24-34	Philadelphia	A	69,144	Lincoln Financial Field	Grass	36°	8:30 p.m. ET	M. Schaub	M. Vick
Mon.	12/13/10	L, OT	28-34	Baltimore	H	71,413	Reliant Stadium (roof closed)	Grass	NA	12:02 p.m. CT	M. Schaub	J. Flacco
Sun.	12/19/10	L	17-31	Tennessee	A	69,143	LP Field	Grass	36°	12:02 p.m. CT	M. Schaub	K. Collins
Sun.	12/26/10	L	23-24	Denver	A	73,691	INVESCO Field at Mile High	Grass	50°	2:06 p.m. MT	M. Schaub	T. Tebow
Sun.	1/2/11	W	34-17	Jacksonville	H	71,023	Reliant Stadium (roof open)	Grass	60°	3:15 p.m. CT	M. Schaub	T. Edwards

2011

Head Coach: Gary Kubiak

Preseason (3-1)

Day	Date	W/L	Score	Opponent	H/A/N	Attend.	Venue	Surface	Temp.	Kickoff Time	Hou. QB	Opp. QB
Mon.	8/15/11	W	20-16	N.Y. Jets	H	70,511	Reliant Stadium (roof closed)	Grass	NA	7:05 p.m. CT	M. Schaub	M. Sanchez
Sat.	8/20/11	W	27-14	New Orleans	H	70,828	Reliant Stadium (roof closed)	Grass	NA	7:06 p.m. CT	M. Schaub	D. Brees
Sat.	8/27/11	W	30-7	San Francisco	A	69,732	Candlestick Park	Grass	68°	5:05 p.m. PT	M. Schaub	A. Smith
Thu.	9/1/11	L	0-28	Minnesota	A	62,148	Mail of America Field at HHH Metrodome	UBU Speed Series SSM	NA	7:07 p.m. ET	M. Leinart	C. Ponder

Regular Season (10-6 overall; 1st AFC South; 5-3 home; 5-3 away)

Day	Date	W/L	Score	Opponent	H/A/N	Attend.	Venue	Surface	Temp.	Kickoff Time	Hou. QB	Opp. QB
Sun.	9/11/11	W	34-7	Indianapolis	H	71,444	Reliant Stadium (roof closed)	Grass	NA	12:05 p.m. CT	M. Schaub	K. Collins
Sun.	9/18/11	W	23-13	Miami	A	51,032	Sun Life Stadium	Grass	87°	4:15 p.m. ET	M. Schaub	C. Henne
Sun.	9/25/11	L	33-40	New Orleans	A	73,002	Louisiana Superdome	UBU Speed Series SSM	NA	12:02 p.m. CT	M. Schaub	D. Brees
Sun.	10/2/11	W	17-10	Pittsburgh	H	71,585	Reliant Stadium (roof closed)	Grass	NA	12:03 p.m. CT	M. Schaub	B. Roethlisberger
Sun.	10/9/11	L	20-25	Oakland	H	71,420	Reliant Stadium (roof closed)	Grass	NA	12:02 p.m. CT	M. Schaub	J. Campbell
Sun.	10/16/11	L	14-29	Baltimore	A	71,154	M&T Stadium	SportExeMomentum	72°	4:06 p.m. ET	M. Schaub	J. Flacco
Sun.	10/23/11	W	41-7	Tennessee	A	69,143	LP Field	Grass	72°	12:02 p.m. CT	M. Schaub	M. Hasselbeck
Sun.	10/30/11	W	24-14	Jacksonville	H	71,412	Reliant Stadium (roof open)	Grass	68°	12:02 p.m. CT	M. Schaub	B. Gabbert
Sun.	11/6/11	W	30-12	Cleveland	H	71,511	Reliant Stadium (roof closed)	Grass	NA	12:03 p.m. CT	M. Schaub	C. McCoy
Sun.	11/13/11	W	37-9	Tampa Bay	A	56,037	Raymond James Stadium	Grass	77°	1:02 p.m. ET	M. Schaub	J. Freeman
Sun.	11/27/11	W	20-13	Jacksonville	A	62,004	EverBank Field	Grass	75°	1:03 p.m. ET	M. Leinart	B. Gabbert
Sun.	12/4/11	W	17-10	Atlanta	H	71,545	Reliant Stadium (roof closed)	Grass	NA	12:03 p.m. ET	T. Yates	M. Ryan
Sun.	12/11/11	W	20-19	Cincinnati	A	41,202	Paul Brown Stadium	FieldTurf	34°	1:02 p.m. ET	T. Yates	A. Dalton
Sun.	12/18/11	L	13-28	Carolina	H	71,540	Reliant Stadium (roof closed)	Grass	NA	12:03 p.m. CT	T. Yates	C. Newton
Thu.	12/22/11	L	16-19	Indianapolis	A	64,159	Lucas Oil Stadium (roof closed)	Artificial	NA	8:29 p.m. ET	T. Yates	D. Orlovsky
Sun.	1/1/12	L	22-23	Tennessee	H	71,512	Reliant Stadium (roof closed)	Grass	NA	12:02 p.m. CT	T. Yates	M. Has-

Postseason (1-1 overall; AFC Divisional)

Day	Date	W/L	Score	Opponent	H/A/N	Attend.	Venue	Surface	Temp.	Kickoff Time	Hou. QB	Opp. QB
*Sat.	1/7/12	W	31-10	Cincinnati	H	71,725	Reliant Stadium (roof closed)	Grass	NA	3:35 p.m. CT	T. Yates	A. Dalton
#Sun.	1/15/12	L	13-20	Baltimore	A	71,547	M&T Stadium	SportExeMomentum	31°	1:05 p.m. ET	T. Yates	J. Flacco

* - AFC Wild Card; # - AFC Divisional



YEAR-BY-YEAR RESULTS

2012

Head Coach: Gary Kubiak

Preseason (3-1)

Day	Date	W/L	Score	Opponent	H/A/N	Attend.	Venue	Surface	Temp.	Kickoff Time	Hou. QB	Opp. QB
Sat	8/11/12	W	26-13	Carolina	A	69,002	Bank of America Stadium	Grass	78°	7:04 p.m. ET	M. Schaub	C. Newton
Sat	8/18/12	W	20-9	San Francisco	H	71,196	Reliant Stadium (roof closed)	Grass	NA	7:07 p.m. CT	M. Schaub	A. Smith
Sat	8/25/12	L	27-34	New Orleans	A	72,082	Mercedes-Benz Superdome	UBU Speed Series SSM	NA	7:06 p.m. CT	M. Schaub	D. Brees
Thu	8/30/12	W	28-24	Minnesota	H	71,116	Reliant Stadium (roof closed)	Grass	NA	6:07 p.m. CT	J. Beck	J. Webb

Regular Season (12-4 overall; 1st AFC South; 6-2 home; 6-2 away)

Day	Date	W/L	Score	Opponent	H/A/N	Attend.	Venue	Surface	Temp.	Kickoff Time	Hou. QB	Opp. QB
Sun	9/9/12	W	30-10	Miami	H	71,566	Reliant Stadium (roof closed)	Grass	NA	12:03 p.m. CT	M. Schaub	R. Tannehill
Sun	9/16/12	W	27-7	Jacksonville	A	62,907	EverBank Field	Grass	83°	1:03 p.m. ET	M. Schaub	B. Gabbert
Sun	9/23/12	W	31-25	Denver	A	76,566	Sports Authority Field at Mile High	Grass	84°	2:25 p.m. MT	M. Schaub	P. Manning
Sun	9/30/12	W	38-14	Tennessee	H	71,581	Reliant Stadium (roof closed)	Grass	NA	12:03 p.m. CT	M. Schaub	J. Locker
Mon	10/8/12	W	23-17	N.Y. Jets	A	79,088	MetLife Stadium	FieldTurf	52°	8:40 p.m. ET	M. Schaub	M. Sanchez
Sun	10/14/12	L	24-42	Green Bay	H	71,702	Reliant Stadium (roof closed)	Grass	NA	7:30 p.m. CT	M. Schaub	A. Rodgers
Sun	10/21/12	W	43-13	Baltimore	H	71,708	Reliant Stadium (roof closed)	Grass	NA	12:02 p.m. CT	M. Schaub	J. Flacco
Sun	11/4/12	W	21-9	Buffalo	H	71,698	Reliant Stadium (roof closed)	Grass	NA	12:02 p.m. CT	M. Schaub	R. Fitzpatrick
Sun	11/11/12	W	13-6	Chicago	A	62,410	Soldier Field	Grass	54°	7:31 p.m. CT	M. Schaub	J. Cutler
Sun	11/18/12W, OT43-37			Jacksonville	H	71,676	Reliant Stadium (roof closed)	Grass	NA	12:03 p.m. CT	M. Schaub	B. Gabbert
Thu	11/22/12W, OT34-31			Detroit	A	64,827	Ford Field	Field Turf	NA	12:39 p.m. ET	M. Schaub	M. Stafford
Sun	12/2/12	W	24-10	Tennessee	A	69,143	LP Field	Grass	66°	12:02 p.m. CT	M. Schaub	J. Locker
Mon	12/10/12	L	14-42	New England	A	68,756	Gillette Stadium	Field Turf	59°	8:40 p.m. ET	M. Schaub	T. Brady
Sun	12/16/12	W	29-17	Indianapolis	H	71,702	Reliant Stadium (roof closed)	Grass	NA	12:02 p.m. CT	M. Schaub	A. Luck
Sun	12/23/12	L	6-23	Minnesota	H	71,688	Reliant Stadium (roof closed)	Grass	NA	12:03 p.m. CT	M. Schaub	C. Ponder
Sun	12/30/12	L	16-28	Indianapolis	A	66,957	Lucas Oil Stadium (roof closed)	Artificial	NA	1:02 p.m. ET	M. Schaub	A. Luck

Postseason (1-1 overall; AFC Divisional)

Day	Date	W/L	Score	Opponent	H/A/N	Attend.	Venue	Surface	Temp.	Kickoff Time	Hou. QB	Opp. QB
*Sat	1/5/13	W	19-13	Cincinnati	H	71,738	Reliant Stadium (roof closed)	Grass	NA	3:35 p.m. CT	M. Schaub	A. Dalton
#Sun	1/13/13	L	28-41	New England	A	68,756	Gillette Stadium	Field Turf	51°	4:40 p.m. ET	M. Schaub	T. Brady

* - AFC Wild Card; # - AFC Divisional

2013

Head Coach: Gary Kubiak

Preseason (3-1)

Day	Date	W/L	Score	Opponent	H/A/N	Attend.	Venue	Surface	Temp.	Kickoff Time	Hou. QB	Opp. QB
Fri	8/9/13	W	27-13	Minnesota	A	62,306	Mall of America Field at HHH Metrodome	UBU Speed Series SSM	NA	7:00 p.m. CT	M. Schaub	C. Ponder
Sat	8/17/13	W	24-17	Miami	H	71,141	Reliant Stadium (roof closed)	Grass	NA	7:07 p.m. CT	M. Schaub	R. Tannehill
Sun	8/25/13	L	23-31	New Orleans	H	71,611	Reliant Stadium (roof closed)	Grass	NA	3:10 p.m. CT	M. Schaub	D. Brees
Thu	8/29/13	W	24-6	Dallas	A	76,856	AT&T Stadium	FieldTurf	NA	7:07 p.m. CT	C. Keenum	K. Orton

Regular Season (2-14 overall; 4th AFC South; 1-7 home; 1-7 away)

Day	Date	W/L	Score	Opponent	H/A/N	Attend.	Venue	Surface	Temp.	Kickoff Time	Hou. QB	Opp. QB
Mon	9/9/13	W	31-28	San Diego	A	59,522	Qualcomm Stadium	Grass	70°	7:25 p.m. PT	M. Schaub	P. Rivers
Sun	9/15/13	W	30-24	Tennessee	H	71,718	Reliant Stadium (roof closed)	Grass	NA	12:03 p.m. CT	M. Schaub	J. Locker
Sun	9/22/13	L	9-30	Baltimore	A	71,168	M&T Stadium	SportEx Momentum	73°	1:03 p.m. ET	M. Schaub	J. Flacco
Sun	9/29/13	L	20-23	Seattle	H	71,756	Reliant Stadium (roof closed)	Grass	NA	12:03 p.m. CT	M. Schaub	R. Wilson
Sun	10/6/13	L	3-34	San Francisco	A	69,732	Candlestick Park	Grass	76°	5:34 p.m. PT	M. Schaub	C. Kaepernick
Sun	10/13/13	L	13-38	St. Louis	H	71,104	Reliant Stadium (roof closed)	Grass	NA	12:03 p.m. CT	M. Schaub	S. Bradford
Sun	10/20/13	L	16-17	Kansas City	A	74,118	Arrowhead Stadium	Grass	70°	3:26 p.m. CT	C. Keenum	A. Smith
Sun	11/3/13	L	24-27	Indianapolis	H	71,778	Reliant Stadium (roof open)	Grass	60°	7:30 p.m. CT	C. Keenum	A. Luck
Sun	11/10/13	L	24-27	Arizona	A	60,845	Univ. of Phoenix Stadium	Grass	NA	2:25 p.m. MT	C. Keenum	C. Palmer
Sun	11/17/13	L	23-28	Oakland	H	71,726	Reliant Stadium (roof closed)	Grass	NA	12:03 p.m. CT	C. Keenum	M. McGloin
Sun	11/24/13	L	6-13	Jacksonville	H	71,659	Reliant Stadium (roof closed)	Grass	NA	12:03 p.m. CT	C. Keenum	C. Henne
Sun	12/1/13	L	31-34	New England	H	71,769	Reliant Stadium (roof open)	Grass	64°	12:02 p.m. CT	C. Keenum	T. Brady
Thu	12/5/13	L	20-27	Jacksonville	A	60,414	EverBank Field	Grass	72°	8:29 p.m. ET	C. Keenum	C. Henne
Sun	12/15/13	L	3-25	Indianapolis	A	65,470	Lucas Oil Stadium (roof closed)	FieldTurf	NA	1:02 p.m. ET	C. Keenum	A. Luck
Sun	12/22/13	L	13-37	Denver	H	71,761	Reliant Stadium (roof open)	Grass	58°	12:02 p.m. CT	M. Schaub	P. Manning
Sun	12/29/13	L	10-16	Tennessee	A	69,143	LP Field	Grass	53°	12:02 p.m. CT	M. Schaub	R. Fitzpatrick



YEAR-BY-YEAR RESULTS

2014

Head Coach: Bill O'Brien

Preseason (2-2)

Day/Date	W/L	Score	Opponent	H/A/N	Attend.	Venue	Surface	Temp.	Kickoff Time	Hou. QB	Opp. QB
Sat, 8/9/14	L	0-32	Arizona	A	60,540	University of Phoenix Stadium	Grass	NA	5:37 p.m. MT	R. Fitzpatrick	C. Palmer
Sat, 8/16/14	W	32-7	Atlanta	H	71,644	NRG Stadium (roof closed)	Grass	NA	7:07 p.m. CT	R. Fitzpatrick	M. Ryan
Sat, 8/23/14	W	18-17	Denver	A	75,093	Sports Authority Field at Mile High	Grass	75°	7:07 p.m. MT	R. Fitzpatrick	P. Manning
Thu, 8/28/14	L	13-40	San Francisco	H	71,408	NRG Stadium (roof closed)	Grass	NA	7:07 p.m. CT	C. Keenum	B. Gabbert

Regular Season (9-7 overall; 2nd AFC South; 5-3 home; 4-4 away)

Day/Date	W/L	Score	Opponent	H/A/N	Attend.	Venue	Surface	Temp.	Kickoff Time	Hou. QB	Opp. QB
Sun, 9/7/14	W	17-6	Washington	H	71,770	NRG Stadium (roof closed)	Grass	NA	12:03 p.m. CT	R. Fitzpatrick	R. Griffin
Sun, 9/14/14	W	30-14	Oakland	A	54,063	O.co Coliseum	Grass	67°	1:25 p.m. PT	R. Fitzpatrick	D. Carr
Sun, 9/21/14	L	17-30	N.Y. Giants	A	77,462	MetLife Stadium	UBU Speed Series SSM	70°	1:02 p.m. ET	R. Fitzpatrick	E. Manning
Sun, 9/28/14	W	23-17	Buffalo	H	71,756	NRG Stadium (roof closed)	Grass	NA	12:02 p.m. CT	R. Fitzpatrick	E. Manuel
Sun, 10/5/14	L, OT	17-20	Dallas	A	91,159	AT&T Stadium (roof closed)	FieldTurf	NA	12:03 p.m. CT	R. Fitzpatrick	T. Romo
Thu, 10/9/14	L	28-33	Indianapolis	H	71,787	NRG Stadium (roof closed)	Grass	NA	7:26 p.m. CT	R. Fitzpatrick	A. Luck
Mon, 10/20/14	L	23-30	Pittsburgh	A	56,375	Heinz Field	Grass	57°	8:30 p.m. ET	R. Fitzpatrick	B. Roethlisberger
Sun, 10/26/14	W	30-16	Tennessee	A	69,143	LP Field	Grass	73°	12:03 p.m. CT	R. Fitzpatrick	Z. Mettenberger
Sun, 11/2/14	L	21-31	Philadelphia	H	71,780	NRG Stadium (roof closed)	Grass	NA	12:03 p.m. CT	R. Fitzpatrick	N. Foles
Sun, 11/16/14	W	23-7	Cleveland	A	67,431	FirstEnergy Stadium	Grass	34°	1:03 p.m. ET	R. Mallett	B. Hoyer
Sun, 11/23/14	L	13-22	Cincinnati	H	71,777	NRG Stadium (roof open)	Grass	71°	12:02 p.m. CT	R. Mallett	A. Dalton
Sun, 11/30/14	W	45-21	Tennessee	H	71,714	NRG Stadium (roof open)	Grass	76°	12:02 p.m. CT	R. Fitzpatrick	Z. Mettenberger
Sun, 12/7/14	W	27-13	Jacksonville	A	61,070	EverBank Field	Grass	61°	1:03 p.m. ET	R. Fitzpatrick	B. Bortles
Sun, 12/14/14	L	10-17	Indianapolis	A	65,148	Lucas Oil Stadium (roof closed)	FieldTurf	NA	1:02 p.m. ET	R. Fitzpatrick	A. Luck
Sun, 12/21/14	W	25-13	Baltimore	H	71,771	NRG Stadium (roof closed)	Grass	NA	12:02 p.m. CT	C. Keenum	J. Flacco
Sun, 12/28/14	W	23-17	Jacksonville	H	71,777	NRG Stadium (roof closed)	Grass	NA	12:03 p.m. CT	C. Keenum	B. Bortles



TEXANS ATTENDANCE RECORDS

TOP 10 HOME ATTENDANCE

Attendance	Date	Opponent	Result
71,787	10/9/14	Indianapolis	L, 33-28
71,780	11/2/14	Philadelphia	L, 31-21
71,778	11/3/13	Indianapolis	L, 27-24
71,777	12/28/14	Jacksonville	W, 23-17
71,777	11/23/14	Cincinnati	L, 22-13
71,771	12/21/14	Baltimore	W, 25-13
71,770	9/7/14	Washington	W, 17-6
71,769	12/1/13	New England	L, 34-31
71,761	12/22/13	Denver	L, 37-13
71,756	9/28/14	Buffalo	W, 23-17
71,756	9/22/13	Seattle	L, 23-20 (OT)

OVERALL HOME ATTENDANCE (Regular season only)

Year	Games	Total	Average
2002	8	559,322	69,915
2003	8	563,748	70,468
2004	8	565,192	70,649
2005	8	562,397	70,300
2006	8	561,469	70,184
2007	8	564,159	70,520
2008	8	563,364	70,421
2009	8	564,864	70,608
2010	8	568,643	71,081
2011	8	571,969	71,496
2012	8	573,321	71,665
2013	8	573,271	71,659
2014	8	574,132	71,767

TOP 10 ROAD ATTENDANCE

Attendance	Date	Opponent	Result
91,159	10/5/14	Dallas	L, 20-17 (OT)
88,240	9/19/10	Washington	W, 30-27
79,088	10/8/12	N.Y. Jets	W, 23-17
78,843	11/21/10	N.Y. Jets	L, 30-27
78,485	11/5/06	N.Y. Giants	L, 14-10
77,875	12/5/04	N.Y. Jets	L, 29-7
77,462	9/21/14	N.Y. Giants	L, 30-17
77,433	9/26/04	Kansas City	W, 24-21
76,596	11/26/06	N.Y. Jets	L, 26-11
76,566	9/23/12	Denver	W, 31-25

OVERALL AWAY ATTENDANCE (Regular season only)

Year	Games	Total	Average
2002	8	502,400	62,800
2003	8	497,942	62,242
2004	8	544,857	68,107
2005	8	532,541	66,568
2006	8	524,974	65,622
2007	8	515,869	64,483
2008	8	512,254	64,032
2009	8	484,976	60,622
2010	8	539,982	67,498
2011	8	425,729	53,216
2012	8	540,654	67,582
2013	8	530,412	66,302
2014	8	541,851	67,732

ALL-TIME SERIES TOTALS

TEXANS vs. THE NFL

Team	W	L	T	Pct.
Regular Season	88	120	0	.423
Home games	51	53	0	.490
Road games	37	67	0	.356
vs. AFC	67	89	0	.429
vs. NFC	21	31	0	.404
vs. AFC South	30	48	0	.385
vs. AFC East	13	12	0	.520
vs. AFC North	12	16	0	.429
vs. AFC West	12	13	0	.480
vs. NFC East	4	12	0	.250
vs. NFC North	6	6	0	.500
vs. NFC South	7	5	0	.583
vs. NFC West	4	8	0	.333
September	20	24	0	.455
October	22	27	0	.449
November	20	32	0	.385
December	24	34	0	.414
January	2	3	0	.400
Sunday	83	110	0	.430
Monday	3	5	0	.375
Thursday	2	4	0	.333
Saturday	0	1	0	.000
Postseason	2	2	0	.500
Overall	90	122	0	.425

TEXANS vs. THE AFC

Team	W	L	T	Pct.
vs. AFC South	30	48	0	.385
Indianapolis	4	22	0	.154
Jacksonville	15	11	0	.577
Tennessee	11	15	0	.423
vs. AFC East	13	12	0	.520
Buffalo	4	3	0	.571
Miami	7	0	0	1.000
New England	1	4	0	.200
N.Y. Jets	1	5	0	.167
vs. AFC North	12	16	0	.429
Baltimore	2	6	0	.250
Cincinnati	3	4	0	.429
Cleveland	5	3	0	.625
Pittsburgh	2	3	0	.400
vs. AFC West	12	13	0	.480
Denver	2	3	0	.400
Kansas City	3	3	0	.500
Oakland	6	3	0	.667
San Diego	1	4	0	.200

TEXANS vs. THE NFC

Team	W	L	T	Pct.
vs. NFC East	4	12	0	.250
Dallas	1	3	0	.250
N.Y. Giants	1	3	0	.250
Philadelphia	0	4	0	.000
Washington	2	2	0	.500
vs. NFC North	6	6	0	.500
Chicago	3	0	0	1.000
Detroit	2	1	0	.667
Green Bay	1	2	0	.333
Minnesota	0	3	0	.000
vs. NFC South	7	5	0	.583
Atlanta	2	1	0	.667
Carolina	2	1	0	.667
New Orleans	1	2	0	.333
Tampa Bay	2	1	0	.667
vs. NFC West	4	8	0	.333
Arizona	1	2	0	.333
St. Louis	1	2	0	.333
San Francisco	1	2	0	.333
Seattle	1	2	0	.333



ALL-TIME SERIES RESULTS

ARIZONA CARDINALS

Overall: 1-2	Home: 1-0	Road: 0-2	Att.
Texans	Cardinals		
12/18/05 H	30	19	W 70,024
10/11/09 A	21	28	L 61,819
11/10/13 A	24	27	L 60,845
	75	74	

ATLANTA FALCONS

Overall: 2-1	Home: 2-0	Road: 0-1	Att.
Texans	Falcons		
11/30/03 H	17	13	W 70,388
9/30/07 A	16	26	L 69,312
12/4/11 H	17	10	W 71,545
	50	49	

BALTIMORE RAVENS

Overall: 2-6	Home: 2-3	Road: 0-3	Att.
Postseason: 0-1	Home: 0-0	Road: 0-1	
Texans	Ravens		
12/15/02 H	19	23	L 70,018
12/4/05 A	15	16	L 69,909
11/9/08 H	13	41	L 70,552
12/13/10 H	28	34	L, OT 71,413
10/16/11 A	14	29	L 71,154
*1/15/12 A	13	20	L 71,547
10/21/12 H	43	13	W 71,708
9/22/13 A	9	30	L 71,168
12/21/14 H	25	13	W 71,771
	179	219	

BUFFALO BILLS

Overall: 4-3	Home: 2-2	Road: 2-1	Att.
Texans	Bills		
10/13/02 H	24	31	L 70,120
11/16/03 A	12	10	W 72,677
9/11/05 A	7	22	L 71,781
11/19/06 H	21	24	L 70,125
11/1/09 A	31	10	W 69,790
11/4/12 H	21	9	W 71,698
9/28/14 H	23	17	W 71,756
	139	123	

CAROLINA PANTHERS

Overall: 2-1	Home: 1-1	Road: 1-0	Att.
Texans	Panthers		
11/2/03 H	14	10	W 70,052
9/16/07 A	34	21	W 73,665
12/18/11 H	13	28	L 71,540
	61	59	

CHICAGO BEARS

Overall: 3-0	Home: 1-0	Road: 2-0	Att.
Texans	Bears		
12/19/04 A	24	5	W 62,122
12/28/08 H	31	24	W 70,838
11/11/12 A	13	6	W 62,410
	68	35	

CINCINNATI BENGALS

Overall: 3-4	Home: 1-2	Road: 2-2	Att.
Postseason: 2-0	Home: 2-0	Road: 0-0	
Texans	Bengals		
11/3/02 H	3	38	L 69,827
11/9/03 A	27	34	L 50,437
10/2/05 A	10	16	L 65,714
10/26/08 H	35	6	W 70,112
10/18/09 A	28	17	W 64,019
12/11/11 A	20	19	W 41,202
*1/7/12 H	31	10	W 71,725
*1/5/13 H	19	13	W 71,738
11/23/14 H	13	22	L 71,777
	186	175	

CLEVELAND BROWNS

Overall: 5-3	Home: 3-1	Road: 2-2	Att.
Texans	Browns		
10/20/02 A	17	34	L 73,248
1/2/05 H	14	22	L 70,724
10/30/05 H	19	16	W 70,064
12/31/06 H	14	6	W 70,797
11/25/07 A	17	27	L 72,730
11/23/08 A	16	6	W 72,077
11/6/11 H	30	12	W 71,511
11/16/14 A	23	7	W 67,431
	150	130	

DALLAS COWBOYS

Overall: 1-3	Home: 1-1	Road: 0-2	Att.
Texans	Cowboys		
9/8/02 H	19	10	W 69,604
10/15/06 A	6	34	L 63,186
9/26/10 H	13	27	L 71,456
10/5/14 A	17	20	L, OT 91,159
	55	91	

DENVER BRONCOS

Overall: 2-3	Home: 1-1	Road: 1-2	Att.
Texans	Broncos		
11/7/04 A	13	31	L 74,292
12/13/07 H	31	13	W 70,747
12/26/10 A	23	24	L 73,691
9/23/12 A	31	25	W 76,566
12/22/13 H	13	37	L 71,161
	111	130	

DETROIT LIONS

Overall: 2-1	Home: 1-0	Road: 1-1	Att.
Texans	Lions		
9/19/04 A	16	28	L 61,465
10/19/08 H	28	21	W 70,081
11/22/12 A	34	31	W, OT 64,827
	78	80	

GREEN BAY PACKERS

Overall: 1-2	Home: 0-2	Road: 1-0	Att.
Texans	Packers		
11/21/04 H	13	16	L 70,769
12/7/08 A	24	21	W 70,245
10/14/12 H	24	42	L 71,702
	61	79	

INDIANAPOLIS COLTS

Overall: 4-22	Home: 4-9	Road: 0-13	Att.
Texans	Colts		
9/22/02 H	3	23	L 69,204
12/1/02 A	3	19	L 56,820
10/26/03 A	21	30	L 56,132
12/28/03 H	17	20	L 70,680
11/14/04 A	14	49	L 56,511
12/12/04 H	14	23	L 70,762
10/23/05 H	20	38	L 70,621
11/13/05 A	17	31	L 57,209
9/17/06 A	24	43	L 56,614
12/24/06 H	27	24	W 70,132
9/23/07 H	24	30	L 70,765
12/23/07 A	15	38	L 57,262
10/5/08 H	27	31	L 70,118
11/16/08 A	27	33	L 66,201
11/8/09 A	17	20	L 66,033
11/29/09 H	27	35	L 70,990
9/12/10 H	34	24	W 70,974
11/1/10 A	13	30	L 66,363
9/11/11 H	34	7	W 71,444
12/22/11 A	16	19	L 64,159
12/16/12 H	29	17	W 71,702
12/30/12 A	16	28	L 66,957
11/3/13 H	24	27	L 71,778
12/15/13 A	3	25	L 65,470
10/9/14 H	28	33	L 71,787

12/14/14 A	10	17	L 65,148
	508	714	

JACKSONVILLE JAGUARS

Overall: 15-11	Home: 9-4	Road: 6-7	Att.
Texans	Jaguars		
10/27/02 A	21	19	W 53,721
11/17/02 H	21	24	L 69,711
9/28/03 H	24	20	W 70,041
12/7/03 A	0	27	L 43,363
10/31/04 H	20	6	W 70,502
12/26/04 A	21	0	W 66,227
11/6/05 A	14	21	L 64,613
12/24/05 H	20	38	L 70,025
10/22/06 H	27	7	W 70,035
11/12/06 A	13	10	W 65,918
10/14/07 A	17	37	L 63,715
12/30/07 H	42	28	W 70,660
9/28/08 A	27	30	L, OT 64,061
12/1/08 H	30	17	W 70,809
9/27/09 H	24	31	L 70,083
12/6/09 A	18	23	L 42,079
11/14/10 A	24	31	L 62,340
1/2/11 H	34	17	W 71,023
10/30/11 H	24	14	W 71,412
11/27/11 A	20	13	W 62,004
9/16/12 A	27	7	W 62,907
11/18/12 H	43	37	W, OT 71,676
11/24/13 H	6	13	L 71,659
12/5/13 A	20	27	L 60,414
12/7/14 A	27	13	W 61,070
12/28/14 H	23	17	W 71,777
	587	527	

KANSAS CITY CHIEFS

Overall: 3-3	Home: 2-2	Road: 1-1	Att.
Texans	Chiefs		
9/21/03 H	14	42	L 70,487
9/26/04 A	24	21	W 77,433
11/20/05 H	17	45	L 70,481
9/9/07 H	20	3	W 70,080
10/17/10 H	35	31	W 70,926
10/20/13 A	16	17	L 74,118
	126	159	

MIAMI DOLPHINS

Overall: 7-0	Home: 4-0	Road: 3-0	Att.
Texans	Dolphins		
9/7/03 A	21	20	W 73,010
10/1/06 H	17	15	W 70,071
10/7/07 H	22	19	W 70,156
10/12/08 H	29	28	W 70,023
12/27/09 A	27	20	W 65,847
9/18/11 A	23	13	W 51,032
9/9/12 H	30	10	W 71,566
	169	125	

MINNESOTA VIKINGS

Overall: 0-3	Home: 0-2	Road: 0-1	Att.
Texans	Vikings		
10/10/04 H	28	34	L, OT 70,718
11/2/08 A	21	28	L 62,839
12/23/12 H	6	23	L 71,688
	55	85	

NEW ENGLAND PATRIOTS

Overall: 1-4	Home: 1-2	Road: 0-2	Att.
Postseason: 0-1	Home: 0-0	Road: 0-1	
Texans	Patriots		
11/23/03 H	20	23	L, OT 70,719
12/17/06 A	7	40	L 68,756
1/3/10 H	34	27	W 71,029
12/10/12 A	14	42	L 68,756
*1/13/13 A	28	41	L 68,756
12/1/13 H	31	34	L 71,769
	134	207	



ALL-TIME SERIES RESULTS

NEW ORLEANS SAINTS

Overall: 1-2		Home: 1-0		Road: 0-2		Att.
Texans	Saints					
9/14/03	A	10	31	L	68,390	
11/18/07	H	23	10	W	70,780	
9/25/11	A	33	40	L	73,002	
		66	81			

NEW YORK GIANTS

Overall: 1-3		Home: 1-1		Road: 0-2		Att.
Texans	Giants					
11/24/02	H	16	14	W	70,054	
11/5/06	A	10	14	L	78,485	
10/10/10	H	10	34	L	71,110	
9/21/14	A	17	30	L	77,462	
		53	92			

NEW YORK JETS

Overall: 1-5		Home: 0-2		Road: 1-3		Att.
Texans	Jets					
10/19/03	H	14	19	L	70,623	
12/5/04	A	7	29	L	77,875	
11/26/06	A	11	26	L	76,596	
9/13/09	H	7	24	L	70,118	
11/21/10	A	27	30	L	78,843	
10/8/12	A	23	17	W	79,088	
		89	145			

OAKLAND RAIDERS

Overall: 6-3		Home: 2-3		Road: 4-0		Att.
Texans	Raiders					
10/3/04	H	30	17	W	70,741	
12/3/06	A	23	14	W	46,276	
11/4/07	A	24	17	W	49,603	
12/21/08	H	16	27	L	43,687	
10/4/09	H	29	6	W	70,291	
10/3/10	A	31	24	W	32,218	
10/9/11	H	20	25	L	71,420	
11/17/13	H	23	28	L	71,726	
9/14/14	A	30	14	W	54,063	
		226	172			

PHILADELPHIA EAGLES

Overall: 0-4		Home: 0-2		Road: 0-2		Att.
Texans	Eagles					
9/29/02	A	17	35	L	64,867	
9/10/06	H	10	24	L	70,180	
12/2/10	A	24	34	L	69,144	
11/2/14	H	21	31	L	71,780	
		72	124			

PITTSBURGH STEELERS

Overall: 2-3		Home: 1-1		Road: 1-2		Att.
Texans	Steelers					
12/8/02	A	24	6	W	58,551	
9/18/05	H	7	27	L	70,742	
9/7/08	A	17	38	L	64,001	
10/2/11	H	17	10	W	71,585	
10/20/14	A	23	30	L	56,375	
		88	111			

SAN DIEGO CHARGERS

Overall: 1-4		Home: 0-2		Road: 1-2		Att.
Texans	Chargers					
9/15/02	A	3	24	L	56,098	
9/12/04	H	20	27	L	70,255	
10/28/07	A	10	35	L	60,439	
11/7/10	H	23	29	L	70,886	
9/9/13	A	31	28	W	59,522	
		87	143			

SAN FRANCISCO 49ERS

Overall: 1-2		Home: 1-0		Road: 0-2		Att.
Texans	49ers					
1/1/06	A	17	20	L OT	67,970	
12/26/09	H	24	21	W	70,820	
10/6/13	A	3	34	L	69,732	
		44	75			

SEATTLE SEAHAWKS

Overall: 1-2		Home: 1-1		Road: 0-1		Att.
Texans	Seahawks					
10/16/05	A	10	42	L	66,196	
12/13/09	H	34	7	W	70,380	
9/29/13	H	20	23	L	69,732	
		64	72			

ST. LOUIS RAMS

Overall: 1-2		Home: 0-2		Road: 1-0		Att.
Texans	Rams					
11/27/05	H	27	33	L OT	70,010	
12/20/09	A	16	13	W	46,256	
10/13/13	H	13	38	L	71,104	
		56	84			

TAMPA BAY BUCCANEERS

Overall: 2-1		Home: 1-0		Road: 1-1		Att.
Texans	Buccaneers					
12/14/03	A	3	16	L	65,124	
12/9/07	H	28	14	W	70,237	
11/13/11	A	37	9	W	56,037	
		68	39			

TENNESSEE TITANS

Overall: 11-15		Home: 6-7		Road: 5-8		Att.
Texans	Titans					
11/10/02	A	10	17	L	68,804	
12/29/02	H	3	13	L	70,694	
10/12/03	A	17	38	L	68,809	
12/21/03	H	24	27	L	70,758	
10/17/04	A	20	10	W	68,932	
11/28/04	H	31	21	W	70,721	
10/9/05	H	20	34	L	70,430	
12/11/05	A	10	13	L	69,149	
10/29/06	A	22	28	L	69,143	
12/10/06	H	20	26	L OT	70,760	
10/21/07	H	16	38	L	70,734	
12/2/07	A	20	28	L	69,143	
9/21/08	A	12	31	L	69,143	
12/14/08	H	13	12	W	70,831	
9/20/09	A	34	31	W	69,143	
11/23/09	H	17	20	L	71,153	
11/28/10	H	20	0	W	70,855	
12/19/10	A	17	31	L	69,143	
10/23/11	A	41	7	W	69,143	
1/1/12	H	22	23	L	71,512	
9/30/12	H	38	14	W	71,581	
12/2/12	A	24	10	W	69,143	
9/15/13	H	30	24	W OT	71,718	
12/29/13	A	10	16	L	69,143	
10/26/14	A	30	16	W	69,143	
11/30/14	H	45	21	W	71,714	
		586	549			

WASHINGTON REDSKINS

Overall: 2-2		Home: 1-1		Road: 1-1		Att.
Texans	Redskins					
12/22/02	A	10	26	L	70,291	
9/24/06	H	15	31	L	70,069	
9/19/10	A	30	27	W OT	88,240	
9/7/14	H	17	6	W	71,770	
		72	90			

* DENOTES POSTSEASON GAME



ALL-TIME PRESEASON RESULTS

2002 (1-4)

Date	Opponent	Attendance	Score
8/5/02	N.Y. Giants*	22,461	L 34-17
8/10/02	at New Orleans	67,356	W 13-10
8/17/02	at Kansas City	73,506	L 19-9
8/24/02	Miami	69,432	L 24-3
8/30/02	Tampa Bay	68,371	L 17-13

*Canton, Ohio (Pro Football Hall of Fame Game)

2003 (0-4)

Date	Opponent	Attendance	Result
8/9/03	Denver	70,021	L 20-12
8/15/03	at Dallas	60,058	L 34-6
8/23/03	San Diego	70,007	L 19-17
8/28/03	at Tampa Bay	64,808	L 34-3

2004 (1-3)

Date	Opponent	Attendance	Result
8/14/04	Dallas	70,431	W 18-0
8/21/04	at Pittsburgh	56,028	L 38-3
8/27/04	at Denver	71,256	L 31-17
9/2/04	Tampa Bay	70,024	L 17-9

2005 (1-3)

Date	Opponent	Attendance	Result
8/13/05	Denver	70,016	L 20-14
8/20/05	Oakland	70,116	W 19-17
8/27/05	at Dallas	54,288	L 21-9
9/1/05	at Tampa Bay	63,591	L 38-14

2006 (3-1)

Date	Opponent	Attendance	Result
8/12/06	Kansas City	70,016	W 24-14
8/19/06	at St. Louis	65,391	W 27-20
8/27/06	at Denver	73,689	L 17-14
8/31/06	Tampa Bay	70,037	W 16-13

2007 (2-2)

Date	Opponent	Attendance	Result
8/11/07	Chicago	70,060	L 20-19
8/18/07	at Arizona	64,405	W 33-20
8/25/07	Dallas	70,512	W 28-16
8/30/07	at Tampa Bay	64,321	L 31-24

2008 (2-2)

Date	Opponent	Attendance	Result
8/9/08	Denver	70,020	W 19-16
8/16/08	at New Orleans	70,009	W 31-27
8/22/08	at Dallas	60,795	L 23-22
8/28/08	Tampa Bay	70,011	L 16-6

2009 (2-2)

Date	Opponent	Attendance	Result
8/15/09	at Kansas City	64,781	W 16-10
8/22/09	New Orleans	70,107	L 38-14
8/31/09	Minnesota	70,191	L 17-10
9/4/09	at Tampa Bay	63,831	W 27-20

2010 (1-3)

Date	Opponent	Attendance	Result
8/14/10	at Arizona	61,489	L 19-16
8/21/10	at New Orleans	70,025	L 38-20
8/28/10	Dallas	70,725	W 23-7
9/2/10	Tampa Bay	70,035	L 24-17

2011 (3-1)

Date	Opponent	Attendance	Result
8/15/11	N.Y. Jets	70,025	W 20-16
8/20/11	New Orleans	70,828	W 27-14
8/27/11	at San Francisco	69,732	W 30-7
9/1/11	at Minnesota	62,148	L 28-0

2012 (3-1)

Date	Opponent	Attendance	Result
8/11/12	at Carolina	69,002	W 26-13
8/18/12	San Francisco	71,196	W 20-9
8/25/12	at New Orleans	72,082	L 34-27
8/30/12	Minnesota	71,116	W 28-24

2013 (3-1)

Date	Opponent	Attendance	Result
8/9/13	at Minnesota	62,306	W 27-13
8/17/13	vs. Miami	71,141	W 24-17
8/25/13	vs. New Orleans	71,611	L 31-23
8/29/13	at Dallas	76,856	W 24-6

2014 (2-2)

Date	Opponent	Attendance	Result
8/9/14	at Arizona	60,540	L 32-0
8/16/14	vs. Atlanta	71,644	W 32-7
8/23/14	at Denver	75,093	W 18-17
8/28/14	vs. San Francisco	71,408	L 40-13

ALL-TIME PRESEASON RECORDS

TEAM RECORDS

POINTS SCORED, GAME

Points	Date	Opponent	Attendance	W/L	Result
33	8/18/07	at Arizona	64,405	W	33-20
32	8/16/14	Atlanta	71,644	W	32-7
31	8/16/08	at New Orleans	70,009	W	31-27
30	8/27/11	at San Francisco	69,732	W	30-7
28	8/30/12	Minnesota	71,116	W	28-24
28	8/25/07	Dallas	70,512	W	28-16

POINTS ALLOWED, GAME

Points	Date	Opponent	Attendance	W/L	Result
40	8/28/14	San Francisco	71,408	L	40-13
38	8/21/04	at Pittsburgh	56,028	L	38-3
38	9/1/05	at Tampa Bay	63,591	L	38-14
38	8/22/09	New Orleans	70,107	L	38-14
38	8/21/10	at New Orleans	70,025	L	38-20
34	8/25/12	at New Orleans	72,082	L	34-27
34	8/5/02	N.Y. Giants*	22,461	L	34-17
34	8/28/03	at Tampa Bay	64,808	L	34-3

MOST RUSHING YARDS, GAME

Yards	Att.	TD	Opponent	Date
208	34	2	New Orleans	8/20/11
190	40	1	Dallas	8/29/13
187	32	1	Denver	8/27/04
174	39	1	Carolina	8/11/12
173	36	1	Dallas	8/28/10
173	41	3	Kansas City	8/12/06

MOST NET PASSING YARDS, GAME

Yards	Comp.	Att.	TD	Opponent	Date
355	32	49	1	New Orleans	8/25/13
316	28	53	2	Tampa Bay	9/2/10
306	31	44	2	at Minnesota	8/9/13
303	26	38	3	Miami	8/17/13
289	21	25	2	New Orleans	8/16/08

MOST TOTAL YARDS, GAME

Total	Rush	Pass	Opponent	Date
496	141	355	New Orleans	8/25/13
439	133	306	at Minnesota	8/9/13
436	208	228	New Orleans	8/20/11
417	101	316	Tampa Bay	9/2/10
417	172	245	at San Francisco	8/27/11
405	116	289	New Orleans	8/16/08

INDIVIDUAL

MOST RUSHING YARDS, GAME

Yards	Att.	TD	Player	Opponent	Date
114	13	2	J. Forsett	Minnesota	8/30/12
110	8	1	A. Foster	Dallas	8/28/10
107	19	0	C. Wood	at Dallas	8/29/13
95	9	1	B. Tate	New Orleans	8/20/11
92	11	2	V. Morency	St. Louis	8/19/06

MOST PASSING YARDS, GAME

Yards	Att.	Comp.	TD	Player	Opponent	Date
213	26	15	0	M. Schaub	New Orleans	8/25/13
205	15	22	2	D. Carr	San Diego	8/23/03
197	9	16	2	R. Grossman	Tampa Bay	9/4/09
194	18	15	1	M. Schaub	New Orleans	8/25/12
187	14	16	2	M. Schaub	New Orleans	8/16/08

MOST RECEIVING YARDS, GAME

Yards	Rec.	TD	Player	Opponent	Date
148	3	1	J. Jones	Tampa Bay	9/4/09
131	7	0	A. Johnson	New Orleans	8/25/13
100	4	0	A. Johnson	New Orleans	8/20/11
100	6	1	K. Walter	New Orleans	8/16/08
97	4	0	G. Graham	New Orleans	8/25/12

*Hall of Fame Game, Canton, Ohio



ALL-TIME ALPHABETIC ROSTER

^ DENOTES DRAFT PICK

A

47 Abbate, Jon, LB, Wake Forest, 2007
 70 Adams, Jeff, T, Columbia, 2014
 52 ^Adibi, Xavier, LB, Virginia Tech, 2008-10
 59 Acholonu, D.D., LB, Washington St., 2004
 54 Alexander, Mister, ILB, Florida St., 2011-12
 22 Alexander, Roc, CB, Washington, 2006-07
 96 Allen, James, RB, Oklahoma, 2002
 30 Allen, Jason, CB, Tennessee, 2010-11
 50 ^Anderson, Charlie, LB, Mississippi, 2004-07
 14/89 ^Anderson, David, WR, Colorado St., 2006-11
 27 Anderson, Jason, RB, South Dakota, 2004-05
 96 Anderson, Mark, DE, Alabama, 2010
 91 Ankras, Jason, OLB, Nebraska, 2014
 88 Armstrong, Derick, WR, Arkansas-Monticello, 2003-05
 37 Aubrey, Josh, S, Stephen F. Austin, 2014
 61 Austin, Thomas, C, Clemson, 2011

B

93 ^Babin, Jason, LB, Western Michigan, 2004-06
 22 Ball, Alan, CB, Illinois, 2012
 39 ^Balletine, Lonnie, S, Memphis, 2014
 12 Banks, Tony, QB, Michigan St., 2002-05
 34 ^Barber, Dominique, FS, Minnesota, 2008-11
 51 Barber, Shawn, LB, Richmond, 2007
 67 Barry, Kevin, T, Arizona, 2007
 98 ^Barwin, Connor, DE/OLB, Cincinnati, 2009-12
 47 ^Baxter, Jarrod, FB, New Mexico, 2002-04
 12 Beck, John, CB, BYU, 2012
 68 Bedell, Brad, T, Colorado, 2006
 33 Bell, Jason, CB, UCLA, 2002-05
 57 Bell, Marcus, LB, Arizona, 2004
 32 ^Bennett, Fred, CB, South Carolina, 2007-09
 57 Bentley, Kevin, LB, Northwestern, 2008-10
 50 Bing, Darnell, LB, USC, 2010
 88 Black, Avion, WR, Tennessee St., 2002
 71 Black, Jordan, T, Notre Dame, 2007
 90 Blade, Willie, DE, Mississippi St., 2002
 28 ^Blue, Alfred, RB, LSU, 2014
 16 ^Bonner, Alan, WR, Jacksonville St., 2013-14
 28 Boulware, Michael, S, Florida St., 2007
 34 Bouye, A.J., CB, Central Florida, 2013-14
 71 Boselli, Tony, T, USC, 2002
 7 Boyd, Shane, QB, Kentucky, 2007
 85 Bradford, Corey, WR, Jackson St., 2002-05
 50 Brame, Bryan, OLB, West Texas A&M, 2011-13
 65 Brisiel, Mike, G, Colorado State, 2007-11
 79 ^Brooks, Brandon, G, Miami (Oh), 2012-14
 24 ^Brown, C.C., SS, Louisiana-Lafayette, 2005-08
 22 Brown, Chris, RB, Colorado, 2008-09
 76 ^Brown, Duane, T, Virginia Tech, 2008-14
 24 Brown, Eric, SS, Mississippi St., 2002-04
 3 Brown, Kris, K, Nebraska, 2002-09
 67 ^Brown, Milford, G, Florida St., 2002-05
 22 Brown, Ronnie, RB, Auburn, 2014
 98 Browner, Keith, DE, California, 2014
 87 Bruener, Mark, TE, Washington, 2004-08
 3 Buchanan, Phillip, CB, Miami (FL), 2005-06
 4 ^Bullock, Randy, K, Texas A&M, 2012-14
 53 Bullough, Max, ILB, Michigan State, 2014
 79 Bulman, Tim, DT, Boston College, 2006-11
 22 ^Burns, Curry, FS, Louisville, 2003
 40 Busing, John, FS, Miami (OH), 2009
 78 Butler, Rashad, T, Miami, 2007-12
 89 Byrne, Jake, TE, Wisconsin, 2013

C

62 ^Caldwell, Antoine, C/G, Alabama, 2009-12
 36 ^Carmichael, Roc, CB, Virginia Tech, 2011-12
 8 ^Carr, David, QB, Fresno St., 2002-06
 59 Carroll, Travis, LB, Florida, 2003

36 Carter, Chris, FS, Texas, 2002
 86 ^Casey, James, TE/FB, Rice, 2009-12
 59 Chamberlin, Frank, LB, Boston College, 2005
 74 Clabo, Tyson, T, Wake Forest, 2014
 55 Clark, Danny, LB, Illinois, 2007
 1 Clemens, Kellen, QB, Oregon, 2011
 50 Clemens, Charlie, LB, Georgia, 2003
 90 ^Clowney, Jadeveon, OLB, South Carolina, 2014
 40 Clutts, Tyler, FB, Fresno State, 2012
 60/96 Cochran, Earl, DE, Alabama State, 2006-08
 95 Cody, Shaun, DT/NT, USC, 2009-12
 42 Coleman, Marcus, CB, Texas Tech, 2002-05
 53 Coley, Kevins, LB, Southern Mississippi, 2008
 49 Collins, Cameron, LB, Oregon State, 2012
 45 Comella, Greg, FB, Stanford, 2003
 43 Cook, Jameel, FB, Illinois, 2006-07
 26 Cox, Curome, S, Maryland, 2007
 93 ^Crick, Jared, DE, Nebraska, 2012-14
 56 ^Cushing, Brian, LB/ILB, USC, 2009-14

D

75 Dalton, Lional, DT, Eastern Michigan, 2006
 81 ^Daniels, Owen, TE, Wisconsin, 2006-13
 11 Davis, André, WR, Virginia Tech, 2007-10
 37 ^Davis, Domanick, RB, LSU, 2003-06
 90 Davis, Jason, DE, West Virginia, 2003, 2005
 87 Dawson, JaJuan, WR, Tulane, 2002
 36 Dayne, Ron, RB, Wisconsin, 2006-07
 95 Deloach, Jerry, DE, California, 2002-05
 17 Delhomme, Jake, QB, La.-Lafayette, 2011
 39/27 Dumps, Quintin, SS, UTEP, 2010-12
 47 Dumps, Will, FS, San Diego State, 2007-08
 81 Denham, Anthony, TE, Utah, 2014
 77 Denney, Ryan, DE, BYU, 2010
 28 Dennis, Pat, CB, La.-Monroe, 2002-03
 50 Dent, Akeem, ILB, Georgia, 2014
 19 ^Dickerson, Dorin, WR, Pittsburgh, 2010
 54/91 ^Diles, Zac, LB, Kansas State, 2007-10, 14
 52 Dobbins, Tim, ILB, Iowa State, 2011-13
 66 Dorsey, Char-ron, T, Florida St., 2002
 85 Dreesen, Joel, TE, Colorado State, 2007-11

E

26 ^Earl, Glenn, SS, Notre Dame, 2004-07
 33 Echemandu, Adimchinobi, RB, California, 2007
 35 Evans, Leomont, SS, Clemson, 2002
 54 Evans, Troy, LB, Cincinnati, 2002-06

F

38 ^Faggins, DeMarcus, CB, Kansas St., 2002-08
 25 Ferguson, Nick, SS, Georgia Tech, 2008-09
 87 ^Fiedorowicz, C.J., TE, Iowa, 2014
 14 Fitzpatrick, Ryan, QB, Harvard, 2014
 58 Flanagan, Mike, C, UCLA, 2006-07
 21 Fletcher, Jamar, CB, Wisconsin, 2007
 93 Flowers, Erik, LB, Arizona St., 2002
 58 Foley, Steve, LB, La.-Monroe, 2003
 56 Foreman, Jay, LB, Nebraska, 2002-04
 28 Forsett, Justin, RB, California, 2012
 23/27/37 Foster, Arian, RB, Tennessee, 2009-14
 45 Fox, Keyaron, LB, Georgia Tech, 2012
 75 ^Frye, Brandon, T, Virginia Tech, 2007

G

35 Gado, Samkon, RB, Liberty, 2006
 86 ^Gaffney, Jabar, WR, Florida, 2002-05
 7 Garcia, Jeff, QB, San Jose State, 2011
 66 Gardner, Andrew, T, Georgia Tech, 2011-13
 25 Garrett, Kevin, CB, SMU, 2006
 31 Glenn, Aaron, CB, Texas A&M, 2002-04
 52 Gooden, Tavares, LB, Miami, 2013
 70 Graham, DeMingo, G, Hofstra, 2002
 88 ^Graham, Garrett, TE, Wisconsin, 2010-14
 37 Graham, Ray, RB, Pittsburgh, 2013

17 Graham, Shayne, K, Virginia Tech, 2012
 30 Green, Ahman, RB, Nebraska, 2007-08
 90 ^Green, Howard, DT, LSU, 2002
 58 Greenhouse, Isaiah, LB, Northwestern St., 2010
 56 Greenwood, Morlon, LB, Syracuse, 2005-08
 84 ^Griffin, Ryan, TE, Connecticut, 2013-14
 45 Griffith, Justin, FB, Mississippi State, 2010
 43 Grimes, Jonathan, RB, William & Mary, 2012-14
 5 Grossman, Rex, QB, Florida, 2009

H

29 ^Hal, Andre, CB, Vanderbilt, 2014
 72 Hall, Barry, T, Middle Tennessee St., 2002
 81 Harris, Atnaf, WR, CS-Northridge, 2002
 26 ^Harris, Brandon, CB, Miami, 2011-13
 82 Harris, Clark, TE, Rutgers, 2008
 91 Harris, Ra'Shon, NT, Oregon, 2012
 68 Harris, Ryan, T, Notre Dame, 2012-13
 31 ^Harrison, Brandon, S, Stanford, 2007-08
 2 Hartmann, Brett, P, Central Michigan, 2011
 34 Hebert, Kyries, FS, La.-Lafayette, 2002
 75 Henry, Chris, RB, Arizona, 2009
 87 Herndon, Jimmy, T, Houston, 2002-03
 87 ^Hill, Anthony, TE, North Carolina St., 2009-10
 94 ^Hill, Charles, DT, Maryland, 2002
 63/55/57 ^Hodgdon, Drew, C, Arizona St., 2005-07
 16 ^Holliday, Trindon, WR, LSU, 2010-12
 25 ^Hollings, Tony, RB, Georgia Tech, 2003-05
 89 Holloway, Jabari, TE, Notre Dame, 2002-03
 10 ^Hopkins, DeAndre, WR, Clemson, 2013-14
 29 Horton, Jason, CB, North Carolina A&T, 2007
 72 Hunter, David, DE, Houston, 2012
 34 Hutchins, Von, CB, Mississippi, 2006-07

I

87 Insley, Trevor, WR, Nevada-Reno, 2002
 94 Ioane, Junior, DT, Arizona State, 2003-05

J

25 ^Jackson, Kareem, CB, Alabama, 2010-14
 62 Jackson, Scott, T, BYU, 2006-08
 53 James, Bradie, LB, LSU, 2012
 96/99 Jamison, Tim, DE, Michigan, 2009-14
 18 Jean, Lestar, WR, Florida Atlantic, 2011-13
 54 Jefferson, Willie, OLB, Stephen F. Austin, 2013
 84 Jenkins, Darnell, WR, Miami, 2008
 80 ^Johnson, Andre, WR, Miami, 2003-14
 89 Johnson, Bryant, WR, Penn State, 2011
 13 Johnson, Damaris, WR, Tulsa, 2014
 28 Johnson, Dennis, RB, Arkansas, 2013
 25 Johnson, Derrick, CB, Washington, 2006
 96 Johnson, Thomas, DT, Middle Tenn. State, 2006
 75/99 ^Johnson, Travis, DT, Florida St., 2005-08
 60 ^Jones, Ben, C, Georgia, 2012-14
 5 Jones, Donnie, P, LSU, 2012
 18 Jones, Dwaune, WR, Richmond, 2002
 73 Jones, Garrick, T, Arkansas St., 2003-04
 33 Jones, Greg, FB, Florida St., 2013
 12 ^Jones, Jacoby, WR, Lane College, 2007-11
 83 ^Joppur, Bennie, TE, Michigan, 2003-05
 25 Joseph, Johnathan, CB, South Carolina, 2011-14

K

94 Kalu, N.D., DE Rice, 2006-08
 39 Karim, Deji, RB, Southern Illinois, 2013
 60 Keathley, Michael, G, TCU, 2003
 7 Keenum, Case, QB, Houston, 2013-14
 53 Keglar, Stanford, LB, Purdue, 2010
 88 Kent, Rashod, TE, Rutgers, 2003
 31 ^Keo, Shiloh, S, Idaho, 2011-14
 53 Kershaw, William, LB, 2007
 78 Killings, Cedric, DT, Carson-Newman,



ALL-TIME ALPHABETIC ROSTER

2006-07
Kupper, Alex, C, Louisville, 2013

L
58 Lamar, Jason, LB, Toledo, 2002
44 Leach, Vonta, FB, East Carolina, 2006-10
9 Lechler, Shane, P, Texas A&M, 2013-14
9/11 Leinart, Matt, QB, USC, 2010-11
17 Lemon, Alec, WR, Syracuse, 2013
97 Lewis, Damione, DT, Miami, 2010
86 Lewis, Derrick, WR, San Diego State, 2006
84 Lewis, Jermaine, WR, Maryland, 2002
21 Lewis, Kendrick, S, Mississippi, 2014
6 Lewis, Thad, QB, Duke, 2014
20 *Lord, Jammal, FS, Nebraska, 2004-05
62 Lorenti, Chris, C, Central Florida, 2002-03
33 *Lundy, Wall, RB, Virginia, 2006
64 Lynch, Ben, C, California, 2003

M
43 Mack, Elbert, CB, Troy, 2013-14
34 Mack, Stacey, RB, Temple, 2003
95 Maddox, Anthony, DT, Delta State, 2006-07
15 Maehl, Jeff, WR, Oregon, 2011
15 Mallett, Ryan, QB, Arkansas, 2014
97 Malone, Alfred, DE, Troy, 2005-06
38 Manning, Danieal, S, Abilene Christian, 2011-14
57 Manning, Roy, LB, Michigan, 2006
82 *Martin, Keshawn, WR, Michigan State, 2013-14
99 Martin, Steve, DT, Missouri, 2003
90 Martin, Terrance, DT, North Carolina St., 2003
17 Martinez, Glenn, WR, Saginaw Valley, St., 2009
82 Mason, Derrick, WR, Michigan State, 2011
13 *Mathis, Jerome, WR, Hampton, 2005-07
53 Mays, Joe, ILB, North Dakota State, 2013
21/41 *McCain, Brice, CB, Utah, 2009-13
51 McClain, Jimmy, LB, Troy, 2002-03
97 McClain, Terrell, NT, South Florida, 2012-13
95 McClover, Stanley, DE, Auburn, 2008
29 McCree, Marlon, FS, Kentucky, 2003-04
80 McDermott, Sean, TE/LS, Kansas, 2002
22 *McManis, Sherrick, CB, Northwestern, 2010-11
28 McKenzie, Chris, CB, Arizona St., 2005-06
76 McKinney, Steve, C, Texas A&M, 2002-07
59 *Mercilus, Whitney, LB, Illinois, 2012-14
82 Miller, Billy, TE, USC, 2002-04
92 *Mitchell, Earl, DT, Arizona, 2010-13
59 Mitchell, Keith, LB, Texas A&M, 2002
21 Moats, Ryan, RB, Louisiana Tech, 2008-09
54/90 Mohamed, Mike, ILB, California, 2013-14
28 *Molden, Antwaun, CB, Eastern Kentucky, 2008-10
57 Monk, Quincy, LB, North Carolina, 2004
57 *Montgomery, Sam, DE, LSU, 2013
34 *Morency, Vernard, RB, Oklahoma St., 2005-06
11 Morgan, Donovan, WR, La-Lafayette, 2005
77 Morris, Darius, G, Temple, 2011
26 Morris, Darryl, CB, Texas State, 2014
84 Moses, J.J., WR, Iowa State, 2003-04
83 Moulds, Eric, WR, Mississippi State, 2006
84 Murphy, Frank, WR, Kansas St., 2002
81 Murphy, Matt, TE, Maryland, 2003-05
55 Myers, Chris, C, Miami, 2008-14

N
57/72 Nading, Jesse, DE, Colorado St., 2008-12
16 Nall, Craig, QB, Northwestern St. (La.), 2008
64 Newell, Mike, C, Colorado St., 2002
75 *Newton, Derek, T, Arkansas St., 2011-14
92 *Nix III, Louis, NT, Notre Dame, 2014
53 Nixon, David, LB, BYU, 2010
33 *Nolan, Troy, FS, Arizona State, 2009-12

44 Norris, Moran, FB, Kansas, 2002-05

O
27 Ogbonnaya, Chris, RB, Texas, 2011
99 Ogunleye, Adewale, DE, Indiana, 2010
97 *Okam, Frank, DT, Texas, 2008-10
91 *Okoye, Amobi, DT, Louisville, 2007-10
42 Oporum, Toben, RB, Kansas, 2013
7 Orlovsky, Dan, QB, Connecticut, 2009-10
53 Orr, Shantee, LB, Michigan, 2003-06
79 Overhauser, Chad, G, UCLA, 2002
57 *Ozougwu, Cheta, OLB, Rice, 2011

P
97 *Pagan, Jeoffrey, DE, Alabama, 2014
38 Parson, Mark, CB, Ohio, 2009
91 Payne, Seth, DT, Cornell, 2002-06
71 Pearson, Mike, T, Florida, 2006
98 *Peek, Antwan, LB, Cincinnati, 2003-06
55 Pettway, Kenneth, LB, Grambling St., 2005
94 Pickett, Ryan, NT, Ohio State, 2014
48 Pittman, Bryan, LS, Washington, 2003-09
42 Pittman, David, CB, Northwestern St. (La.), 2008
69 *Pitts, Chester, G/T, San Diego St., 2002-09
35 Pleasant, Eddie, S, Oregon, 2012-14
51 Polk, DaShon, LB, Arizona, 2004-05
31 Pollard, Bernard, SS, Purdue, 2009-10
5 Porter, Quinton, QB, Boston College, 2006
98 Posey, Jeff, LB, So. Mississippi, 2002
11 *Posey, DeVier, WR, Ohio State, 2012-14
95 Powe, Jerrell, NT, Mississippi, 2014
88 Putzier, Jeb, TE, Boise State, 2007
45 *Prosch, Jay, FB, Auburn, 2014

Q
77 *Quessenberry, David, G, San Jose State, 2013-14
29 *Quin, Glover, CB/S, New Mexico, 2009-12
11 Quinn, Mike, QB, Stephen F. Austin, 2002-03

R
4 Rackers, Neil, K, Illinois, 2010-11
15/4 *Ragone, Dave, QB, Louisville, 2003-05
68 Randall, Greg, T, Michigan State, 2003
58 *Reed, Brooks, OLB, Arizona, 2011-14
20 Reed, Ed, FS, Miami, 2013
35 Reeves, Jacques, CB, Purdue, 2008-09
70 Reyes, Selth, G, Mississippi, 2009
27 Richardson, Matteredal, CB, Arkansas, 2008
68 Riley, Victor, T, Auburn, 2005
84 Rivers, Marcellus, TE, Oklahoma St., 2005
66 Robinson, Deljuan, DT, Mississippi State, 2008-09
23 *Robinson, Dunta, CB, South Carolina, 2004-09
20 Rogers, Justin, CB, Richmond, 2013
20 Rolle, Jumal, CB, Catawba, 2014
18 Rosenfels, Sage, QB, Iowa State, 2006-08
30 Routt, Stanford, CB, Houston, 2012
42 Russell, Brian, FS, San Diego State, 2009
83 Rutledge, Rod, TE, Alabama, 2002
97/54 Ruud, Barrett, ILB, Nebraska, 2012
59 *Ryans, DeMeco, LB, Alabama, 2006-11

S
66/74 Salaam, Ephraim, T, San Diego State, 2006-10
21 Sanders, Lewis, CB, Maryland, 2005-06
37 Sapp, Cecil, RB, Colorado State, 2008
91 Sapp, Ricky, OLB, Clemson, 2013-14
3 *Savage, Tom, QB, Pittsburgh, 2014
65 Schau, Ryan, G, Illinois, 2002
8 Schaub, Matt, QB, Virginia, 2007-13
29 Scott, Guss, S, Florida, 2006
92 Sears, Corey, DE, Mississippi St., 2002-04

55 Sharper, Jamie, LB, Virginia, 2002-04
51 *Sharpton, Darryl, LB, Miami (Fla.), 2010-13
19 Shepherd, Edell, WR, San Jose State, 2006
67 Sheppard, Malcolm, DT, Arkansas, 2010
30/22 Simmons, Jason, CB/S, Arizona St., 2002-07
51 Simon, John, OLB, Ohio State, 2014
20 *Slaton, Steve, RB, West Virginia, 2008-11
79 Slechta, Jeremy, DT, Nebraska, 2003
47 Smelley, Brad, FB, Alabama, 2013
94 Smith, Antonio, DE, Oklahoma St., 2009-13
90 Smith, D.J., OLB, Appalachian State, 2013
99 Smith, Robaire, DE, Michigan St., 2004-05
71 *Smith, Shelley, G, Colorado State, 2010-11
74 Smith, Wade, G, Memphis, 2010-13
32 Spann, Chad, RB, Northern Illinois, 2013
68 Spears, Marcus, T, Northwestern St., 2004
77 *Spencer, Charles, T, Pittsburgh, 2006-07
78 Spikes, Cameron, G/T, Texas A&M, 2002
40 Stansbury, Ed, FB, UCLA, 2002
7 Stanley, Chad, P, Stephen F. Austin, 2002-06
29 Starling, Jawanza, FS, USC, 2013
17 Starling, Kendrick, WR, San Jose St., 2004
26 Stevens, Matt, FS, Appalachian St., 2002-03
68 Stevenson, Dan, G, Notre Dame, 2008
42 Stone, Michael, FS, Memphis, 2006
84 Stross, Trey, WR, Iowa, 2010
64 *Studdard, Kasey, G, Texas, 2007-11
71 *Sura-Filo, Xavier, G, UCLA, 2014
48 Supemaw, Phillip, TE, Ouachita Baptist, 2013
36 *Swearinger, D.J., SS, South Carolina, 2013-14
2 *Symons, B.J., QB, Texas Tech, 2004

T
52 Tarpinian, Jeff, ILB, Iowa, 2013-14
43/44 Tate, Ben, RB, Auburn, 2010-13
27 Taylor, Chris, RB, Indiana, 2006-07
77 Thomas, Tarios, T, Florida St., 2002
51 Thompson, Chaun, LB, West Texas A&M, 2008-09
28 Tillman, Travares, FS, Georgia Tech, 2003
82 Toliver, Terrence, WR, LSU, 2011
57 Tuggle, Justin, LB, Kansas State, 2013-14
1 Turk, Matt, P, Wisconsin-Whitewater, 2007-11

V
10 Van Pelt, Bradlee, QB, Colorado St., 2006
21 Vaughn, Darrick, CB, S.W. Texas St., 2003
47 Vickers, Lawrence, FB, Colorado, 2011
27 Victorian, Josh, CB, Louisiana Tech, 2013

W
71 Wade, Todd, T, Mississippi, 2004-05
37 Walker, Darius, RB, Notre Dame, 2007
96 Walker, Gary, DE, Auburn, 2002-05
40 Walker, John, FS, USC, 2006
41/22 *Walker, Ramon, SS, Pittsburgh, 2002-05
30 Wall, Jamar, CB, Texas Tech, 2010
85/83 Walter, Kevin, WR, Eastern Michigan, 2006-12
74 Walter, Tyson, G, Ohio State, 2005
78 *Ward, Seth, T, N.W. Missouri St., 2003-05
32 Ward, Derrick, RB, Ottawa (Kan.), 2010-11
77 Washington, Todd, C/G, Virginia Tech, 2004-05
99 *Watt, J.J., DE, Wisconsin, 2011-14
61/70 *Weary, Fred, G, Tennessee, 2002-07
92/98 Weaver, Anthony, DE, Notre Dame, 2006-08
46 Weeks, Jon, LS, Baylor, 2010-14
32 *Wells, Jonathan, RB, Ohio St., 2002-05
63 White, Chris, C, Southern Mississippi, 2007-09
67 White, Cody, G, Illinois State, 2012-14
72 Wiegert, Zach, T, Nebraska, 2003-06
73 *Williams, Brennan, T, North Carolina, 2013
86 Williams, Harry, WR, Tuskegee, 2007-08
41 Williams, Jimmy, CB, Vanderbilt, 2008
23 Williams, Kevin, FS, Oklahoma St., 2002



ALL-TIME ALPHABETIC ROSTER

90 ^Williams, Mario, DE, N.C. State, 2006-11
42 Williams, Torri, SS, Purdue, 2010
54 ^Williams, Trevardo, OLB, Connecticut, 2013
26 Wilson, Eugene, FS, Illinois, 2008-10
58 Winborn, Jamie, LB, Vanderbilt, 2009
73 ^Winston, Eric, T, Miami, 2006-11
72 Witzmann, Bryan, T, South Dakota St.,
2014
52 Wong, Kallee, LB, Stanford, 2002-06
41 Wood, Cierre, RB, Notre Dame, 2013
97 Worthen, Shawn, DT, TCU, 2002
43 Wright, Kenny, CB, Northwestern St., 2002-04
25 Wynn, Dexter, CB, Colorado State, 2006-07

Y

13 ^Yates, T.J., QB, North Carolina, 2011-13
73 Yeatman, Will, T, Maryland, 2014
74 Young, Ryan, T, Kansas St., 2002

Z

92 Zgonina, Jeff, DT, Purdue, 2007-09



ALL-TIME NUMERIC ROSTER

- 1 Turk, Matt, P, Wisconsin Whitewater, 2007-11
Clemens, Kellen, QB, Oregon, 2011
- 2 Hartmann, Brett, P, Central Michigan, 2011
Symons, B.J., QB, Texas Tech, 2004
- 3 Savage, Tom, QB, Pittsburgh, 2014
Brown, Kris, K, Nebraska, 2002-09
- 4 Bullock, Randy, K, Texas A&M, 2012-14
Rackers, Neil, K, Illinois, 2010-11
Ragone, Dave, QB, Louisville, 2003-04
(Ragone also wore # 15)
- 5 Jones, Donnie, P, LSU, 2012
Grossman, Rex, QB, Florida, 2009
- 6 Lewis, Thad, QB, Duke, 2014
- 7 Keenum, Case, QB, Houston, 2013-14
Garcia, Jeff, QB, San Jose State, 2011
Orlovsky, Dan, QB, Connecticut, 2009-10
Boyd, Shane, QB, Kentucky, 2007
Stanley, Chad, P, Stephen F. Austin, 2002-06
- 8 Schaub, Matt, QB, Virginia, 2007-13
Carr, David, QB, Fresno St., 2002-06
- 9 Lechler, Shane, P, Texas A&M, 2013-14
Leinart, Matt, QB, USC, 2010
(Leinart also wore #11)
- 10 Hopkins, DeAndre, WR, Clemson, 2013-14
Van Pelt, Bradlee, QB, Colorado State, 2006
- 11 Posey, DeVier, WR, Ohio State, 2012-14
Leinart, Matt, QB, USC, 2011
(Leinart also wore #9)
Davis, André, WR, Virginia Tech, 2007-10
Morgan, Donovan, WR, La.-Lafayette, 2005
Quinn, Mike, QB, Stephen F. Austin, 2002-03
- 12 Beck, John, QB, BYU, 2012
Jones, Jacoby, WR, Lane College, 2007-11
Banks, Tony, QB, Michigan St., 2002-05
- 13 Johnson, Damaris, WR, Tulsa, 2014
Yates, T.J., QB, North Carolina, 2011-13
Mathis, Jerome, WR, Hampton, 2005-06
- 14 Fitzpatrick, Ryan, QB, Harvard, 2014
Anderson, David, WR, Colorado State, 2006
(Anderson also wore #17 and #89)
- 15 Mallett, Ryan, QB, Arkansas, 2014
Maehl, Jeff, WR, Oregon, 2011
Ragone, Dave, QB, Louisville, 2005
(Ragone also wore #4)
- 16 Bonner, Alan, WR, Jacksonville State, 2013-14
Holliday, Trindon, WR, LSU, 2010-12
- 17 Lemon, Alec, WR, Syracuse, 2013
Graham, Shayne, K, Virginia Tech, 2012
Delhomme, Jake, QB, La.-Lafayette, 2011
Anderson, David, QB, Colorado State, 2011
(Anderson also wore #14 and #89)
Martinez, Glenn, WR, Saginaw Valley St., 2009
Starling, Kendrick, WR, San Jose St., 2004
- 18 Jean, Lestar, WR, Florida Atlantic, 2011-13
Rosenfels, Sage, QB, Iowa State, 2006-08
Jones, Dwayne, WR, Richmond, 2002
- 19 Dickerson, Dorin, WR, Pittsburgh, 2010
Shepherd, Edell, WR, San Jose St., 2006
- Adams, Charlie, WR, Hofstra, 2006
- 20 Rolle, Jumal, CB, Calawba, 2014
Rogers, Justin, CB, Richmond, 2013
Reed, Ed, FS, Miami, 2013
Carmichael, Roc, CB, Virginia Tech, 2012
(Carmichael also wore #36)
Slaton, Steve, RB, West Virginia, 2008-11
McClellan, Dexter, CB, Clemson, 2006
Lord, Jammal, FS, Nebraska, 2004-05
Allen, James, RB, Oklahoma, 2002
- 21 Lewis, Kendrick, S, Mississippi, 2014
McCain, Brice, CB, Utah, 2010-13
(McCain also wore #41)
Moats, Ryan, RB, Louisiana Tech, 2008-09
Fletcher, Jamar, CB, Wisconsin, 2007
Sanders, Lewis, CB, Maryland, 2005-06
Vaughn, Darrick, CB, S.W. Texas St., 2003
- 22 Brown, Ronnie, RB, Auburn, 2014
Ball, Alan, CB, Illinois, 2012
McManis, Sherrick, CB, Northwestern, 2010-11
Brown, Chris, RB, Colorado, 2008-09
Alexander, Roc, CB, Washington, 2006
Walker, Ramon, SS, Pittsburgh, 2005
(Walker also wore # 41)
Burns, Curry, SS, Louisville, 2003
- 23 Foster, Arian, RB, Tennessee, 2010-14
(Foster also wore #27 and 37)
Robinson, Dunla, CB, South Carolina, 2004-09
Williams, Kevin, FS, Oklahoma St., 2002
- 24 Joseph, Johnathan, CB, South Carolina, 2011-14
Brown, C.C., SS, La.-Lafayette, 2005-08
Brown, Eric, SS, Mississippi St., 2002-04
- 25 Jackson, Kareem, CB, Alabama, 2010-14
Ferguson, Nick, SS, Georgia Tech, 2008-09
Wynn, Dexter, CB, Colorado State, 2006-07
Johnson, Derrick, CB, Washington, 2006
Garrett, Kevin, CB, SMU, 2006
Hollings, Tony, RB, Georgia Tech, 2003-05
- 26 Morris, Darryl, CB, Texas State, 2014
Harris, Brandon, CB, Miami, 2011-13
Wilson, Eugene, FS, Illinois, 2008-10
Earl, Glenn, SS, Notre Dame, 2004-06
Stevens, Matt, FS, Appalachian St., 2002-03
- 27 Victorian, Josh, CB, Louisiana Tech, 2013
Demp, Quintin, FS, UTEP, 2011-12
(Demp also wore #38)
Ogbonnaya, Chris, RB, Texas, 2011
Henry, Chris, RB, Arizona, 2009
Foster, Arian, RB, Tennessee, 2009
(Foster also wore #23 and 37)
Richardson, Matteredal, CB, Arkansas, 2008
Taylor, Chris, RB, Indiana, 2006
Anderson, Jason, RB, South Dakota, 2004-05
- 28 Blue, Alfred, RB, LSU, 2014
Johnson, Dennis, RB, Arkansas, 2013
Forsett, Justin, RB, California, 2012
Molden, Antwaun, CB, 2008-10
Bouldware, Michael, S, Florida State, 2007
McKenzie, Chris, CB, Arizona St., 2005-06
Tillman, Travares, FS, Georgia Tech, 2003
Dennis, Pat, CB, La.-Monroe, 2002
- 29 Hal, Andre, CB, Vanderbilt, 2014
Starling, Jawanza, FS, USC, 2013
Quin, Glover, CB/SS, New Mexico, 2009-12
Scott, Guss, FS, Florida, 2006
McCree, Marlon, FS, Kentucky, 2003-04
- 30 Roult, Stanford, CB, Houston, 2012
Allen, Jason, CB, Tennessee, 2010-11
Wall, Jamar, CB, Texas Tech, 2010
Green, Ahman, RB, Nebraska, 2007-08
Simmons, Jason, CB/S, Arizona St., 2002-06
- 31 Keo, Shiloh, FS, Idaho, 2011-14
Pollard, Bernard, SS, 2009-10
Harrison, Brandon, FS, 2008
Buchanan, Phillip, CB, Miami (Fla.), 2005-06
Glenn, Aaron, CB, Texas A&M, 2002-04
- 32 Spann, Chad, RB, Northern Illinois, 2013
Ward, Derrick, RB, Ottawa (Kan.), 2010-11
Bennett, Fred, CB, South Carolina, 2007-09
Wells, Jonathan, RB, Ohio St., 2002-05
- 33 Jones, Greg, FB, Florida State, 2013
Nolan, Troy, FS, Arizona State, 2010-12
(Nolan also wore #36)
Lundy, Wall, RB, Virginia, 2006
Bell, Jason, CB, UCLA, 2002-05
- 34 Bouye, A.J., CB, Central Florida, 2013-14
Barber, Dominique, FS, Minnesota, 2008-11
Hutchins, Von, CB, Mississippi, 2007
Morency, Vernand, RB, Oklahoma St., 2005-06
Mack, Stacey, RB, Temple, 2003
Hebert, Kyries, FS, La.-Lafayette, 2002
- 35 Pleasant, Eddie, S, Oregon, 2013-14
Reeves, Jacques, CB, Purdue, 2008-09
Gado, Samkon, RB Liberty, 2006
Evans, Leomont, SS, Clemson, 2002
- 36 Swearingen, D.J., SS, South Carolina, 2013-14
Carmichael, Roc, CB, Virginia Tech, 2011
(Carmichael also wore #20)
Nolan, Troy, S, Arizona State, 2009
(Nolan also wore #33)
Dayne, Ron, RB, Wisconsin, 2006-07
Carter, Chris, FS, Texas, 2002
- 37 Aubrey, Josh, S, Stephen F. Austin, 2014
Graham, Ray, RB, Pittsburgh, 2013
Foster, Arian, RB, Tennessee, 2009
(Foster also wore #27)
Sapp, Cecil, RB, Colorado State, 2008
Walker, Darius, RB, Notre Dame, 2007
Williams, Domanick, RB, LSU, 2003-06
- 38 Manning, Danial, FS, Abilene Christian, 2011-14
Demp, Quintin, SS, UTEP, 2010
(Demp also wore #27)
Parson, Mark, CB, Ohio, 2009
Faggins, DeMarcus, CB, Kansas St., 2002-08
- 39 Ballentine, Lonnie, S, Memphis, 2014
Karim, Deji, RB, Southern Illinois, 2013
- 40 Clutts, Tyler, FB, Fresno State, 2012
Busing, John, FS, Miami (OH), 2009
Cox, Curome, Maryland, 2007
Walker, John, FS, USC, 2006
Stansbury, Ed, FB, UCLA, 2002
- 41 Grimes, Jonathan, RB, William & Mary, 2013-14
(Grimes also wore #43)
Wood, Cierre, RB, Notre Dame, 2013
McCain, Brice, CB, Utah, 2009
(McCain also wore #21)
Williams, Jimmy, CB, Vanderbilt, 2008
Walker, Ramon, SS, Pittsburgh, 2002-04
(Walker also wore # 22)



ALL-TIME NUMERIC ROSTER

- 42 Oporum, Toben, FB, Kansas, 2013
Williams, Tori, SS, Purdue, 2010
Russell, Brian, FS, San Diego State, 2009
Pittman, David, CB, Northwestern St. (La.), 2008
Stone, Michael, FS, Memphis, 2006
Coleman, Marcus, FS, Texas Tech, 2002-05
- 43 Mack, Elbert, CB, Troy, 2013-14
Grimes, Jonathan, William & Mary, 2012
Tate, Ben, RB, Auburn, 2010
(Tate also wore #44)
Cook, Jameel, FB, Illinois, 2006-07
Wright, Kenny, CB, Northwestern St., 2002-04
- 44 Tate, Ben, RB, Auburn, 2011-13
(Tate also wore #43)
Leach, Vonta, FB, East Carolina, 2006-10
Norris, Moran, FB, Kansas, 2002-05
- 45 Prosch, Jay, FB, Auburn, 2014
Fox, Keyaron, LB, Georgia Tech, 2012
Griffith, Justin, FB, Mississippi State, 2010
Comella, Greg, FB, Stanford, 2003
- 46 Weeks, Jon, LS, Baylor, 2010-14
- 47 Smelley, Brad, FB, Alabama, 2013
Vickers, Lawrence, FB, Colorado, 2011
Demp, Will, FS, San Diego State, 2007-08
Baxter, Jarrod, FB, New Mexico, 2002-04
- 48 Supernaw, Phillip, TE, Ouachita Baptist, 2013
Pittman, Bryan, LS, Washington, 2003-09
- 49 Collins, Cameron, LB, Oregon State, 2012
- 50 Dent, Akeem, ILB, Georgia, 2014
Braman, Bryan, OLB, West Texas A&M, 2011-13
Bing, Darnell, LB, USC, 2010
Anderson, Charlie, LB, Mississippi, 2004-07
Clemons, Charlie, LB, Georgia, 2003
- 51 Simon, John, OLB, Ohio State, 2014
Sharpton, Darryl, LB, Miami (Fla.), 2010-13
Thompson, Chaun, LB, West Texas A&M, 2008-09
Polk, DaShon, LB, Arizona, 2004-06
McClain, Jimmy, LB, Troy, 2002-03
- 52 Tarpinian, Jeff, ILB, Iowa, 2013-14
Gooden, Tavares, LB, Miami (Fla.), 2013
Dobbins, Tim, ILB, Iowa State, 2011-13
Adibi, Xavier, LB, Virginia Tech, 2008-10
Wong, Kailee, LB, Stanford, 2002-06
- 53 Bullough, Max, ILB, Michigan State, 2014
Mays, Joe, ILB, North Dakota State, 2013
James, Bradie, LB, LSU, 2012
Keglar, Stanford, LB, Purdue, 2010
Nixon, David, LB, BYU, 2010
Coley, Kevis, LB, Southern Mississippi, 2008
Orr, Shantee, LB, Michigan, 2003-06
- 54 Mohamed, Mike, ILB, California, 2013-14
(Mohamed also wore #90)
Jefferson, Willie, OLB, Stephen F. Austin, 2013
Williams, Trevardo, OLB, Connecticut, 2013
Ruud, Barrett, ILB, Nebraska, 2012
(Ruud also wore #97)
Alexander, Mister, ILB, Florida State, 2011-12
Diles, Zac, LB, Kansas State, 2007-10
Evans, Troy, LB, Cincinnati, 2002-06
- 55 Myers, Chris, C, Miami (Fla.), 2008-14
Hodgdon, Drew, C, Arizona St., 2006-07
(Hodgdon also wore #63 and #57)
Pettway, Kenneth, LB, Grambling St., 2005
- Sharper, Jamie, LB, Virginia, 2002-04
- 56 Cushing, Brian, LB, USC, 2009-14
Greenwood, Morlon, LB, Syracuse, 2005-08
Foreman, Jay, LB, Nebraska, 2002-04
- 57 Tuggle, Justin, LB, Kansas State, 2013-14
(Tuggle also wore #95)
Montgomery, Sam, OLB, LSU, 2013
Nading, Jesse, DE, Colorado State, 2011-12
(Nading also wore #72)
Ozougwu, Cheta, ILB, Rice, 2011
Bentley, Kevin, LB, Northwestern, 2008-10
Hodgdon, Drew, C, Arizona St., 2007
(Hodgdon also wore #63 and #55)
Monk, Quincy, LB, North Carolina, 2004
Bell, Marcus, LB, Arizona, 2004
- 58 Reed, Brooks, OLB, Arizona, 2011-14
Greenhouse, Isalah, LB, Northwestern St., 2010
Winborn, Jamie, LB, Vanderbilt, 2009
Flanagan, Mike, C, UCLA, 2006-07
Foley, Steve, LB, N.E. Louisiana, 2003
(Foley also wore # 93)
Lamar, Jason, LB, Toledo, 2002
- 59 Mercilus, Whitney, OLB, Illinois, 2012-14
Ryans, DeMeco, LB, Alabama, 2006-11
Chamberlin, Frank, LB, Boston College, 2005
Acholonu, D.D., LB, Washington St., 2004
Carroll, Travis, LB, Florida, 2003
Spearman, Armegis, LB, Mississippi, 2003
Mitchell, Keith, LB, Texas A&M, 2002
- 60 Jones, Ben, C, Georgia, 2012-14
Cochran, Earl, DE, Alabama St., 2006
(Cochran also wore #96)
Keathley, Michael, G, TCU, 2003
- 61 Austin, Thomas, G/C, Clemson, 2011
Weary, Fred, G, Tennessee, 2002-03
(Weary also wore #70)
- 62 Frierson, Evan, ILB, Illinois State, 2013
Kupper, Alex, G, Louisville, 2013
Caldwell, Antoine, C, Alabama, 2009-12
Jackson, Scott, T, Brigham Young, 2006-08
Lorenti, Chris, C, Central Florida, 2002-03
- 63 White, Chris, C, Southern Mississippi, 2008-09
Hodgdon, Drew, C, Arizona St., 2005
(Hodgdon also wore #55 and #57)
- 64 Studdard, Kasey, G, Texas, 2007-11
Lynch, Ben, C, California, 2003
Newell, Mike, C, Colorado St., 2002
- 65 Ankrah, Jason, OLB, Nebraska, 2014
(Ankrah also wore #91)
Brisiel, Mike, G, Colorado State, 2007-11
Evans, Brandon, G, Houston, 2004
Schau, Ryan, G, Illinois, 2002
- 66 Gardner, Andrew, T, Georgia Tech, 2011-13
Salaam, Ephraim, T, San Diego State, 2010
(Salaam also wore #74)
Robinson, Deljuan, DT, Mississippi State, 2007-09
Dorsey, Char-ron, T, Florida St., 2002
- 67 White, Cody, G, Illinois State, 2012-14
Sheppard, Malcolm, DT, Arkansas, 2010
Brown, Milford, G, Florida St., 2002-05
- 68 Harris, Ryan, T, Notre Dame, 2012-13
Stevenson, Dan, Notre Dame, 2008
- Bedell, Brad, T, Colorado, 2006
Riley, Victor, T, Auburn, 2005
Spears, Marcus, T, Northwestern St., 2004
Randall, Greg, T, Michigan St., 2003
- 69 Pitts, Chester, G/T, San Diego St., 2002-09
- 70 Adams, Jeff, T, Columbia, 2014
Reyes, Tutan, G, Mississippi, 2009
Weary, Fred, G, Tennessee, 2004-08
(Weary also wore # 61)
Graham, DeMingo, G, Hofstra, 2002
- 71 Su'a-Filo, Xavier, G, UCLA, 2014
Smith, Shelley, G, Colorado State, 2010-11
Black, Jordan, T, Notre Dame, 2007
Pearson, Mike, T, Florida, 2006
Wade, Todd, T, Mississippi, 2004-05
Boselli, Tony, T, USC, 2002
- 72 Witzmann, Bryan, T, South Dakota St., 2014
Hunter, David, DE, Houston, 2012
Nading, Jesse, DE, Colorado State, 2008-10
(Nading also wore #57)
Wiegert, Zach, G/T, Nebraska, 2003-06
Hall, Barry, T, Mid. Tennessee St., 2002
- 73 Yeatman, Will, T, Maryland, 2014
Williams, Brennan, T, North Carolina, 2013
Winston, Eric, T, Miami (Fla.), 2006-11
Jones, Garrick, T, Arkansas St., 2003-04
- 74 Clabo, Tyson, T, Wake Forest, 2014
Smith, Wade, G, Memphis, 2010-13
Salaam, Ephraim, T, San Diego St., 2006-09
(Salaam also wore #66)
Walter, Tyson, G, Ohio St., 2005
Young, Ryan, T, Kansas St., 2002
- 75 Newton, Derek, T, Arkansas State, 2011-14
Frye, Brandon, T, Virginia Tech, 2007
Dalton, Lionel, DT, Eastern Michigan, 2006
Johnson, Travis, DT, Florida St., 2005
(Johnson also wore # 99)
Herndon, Jimmy, T, Houston, 2002-03
- 76 Brown, Duane, T, Virginia Tech, 2008-14
McKinney, Steve, C, Texas A&M, 2002-07
- 77 Quessenberry, David, G, San Jose State, 2013-14
Morris, Darius, G, Temple, 2011
Denney, Ryan, DE, BYU, 2010
Spencer, Charles, T, Pittsburgh, 2006-07
Washington, Todd, G/C, Virginia Tech, 2003-05
Thomas, Tarlos, T, Florida St., 2002
- 78 Butler, Rashad, T, Miami (Fla.), 2008-11
Killings, Cedric, DT, Carson-Newman, 2006-07
Wand, Seth, T, N.W. Missouri St., 2003-05
Spikes, Cameron, G/T, Texas A&M, 2002
- 79 Brooks, Brandon, G, Miami (Oh.), 2012-14
Bulman, Tim, DT, Boston College, 2006
(Bulman also wore #93)
Slechta, Jeremy, DT, Nebraska, 2003
Overhauser, Chad, G, UCLA, 2002
- 80 Johnson, Andre, WR, Miami (Fla.), 2003-14
McDermott, Sean, TE/LS, Kansas, 2002
- 81 Denham, Anthony, TE, Utah, 2014
Daniels, Owen, TE, Wisconsin, 2006-13
Murphy, Matt, TE, Maryland, 2003-05
Harris, Atnaf, WR, CS-Northridge, 2002
- 82 Martin, Keshawn, WR, Michigan State, 2012-14



ALL-TIME NUMERIC ROSTER

- Mason, Derrick, WR, Michigan State, 2011
Harris, Clark, LS, Rutgers, 2008
Steele, Ben, TE, Meas College, 2006
Miller, Billy, TE, USC, 2002-04
- 83** Walter, Kevin, WR, Eastern Michigan, 2007-12 (Walter also wore #85)
Joppru, Bennie, TE, Michigan, 2003-06
Murphy, Frank, WR, Kansas St., 2002
Rutledge, Rod, TE, Alabama, 2002
- 84** Griffin, Ryan, TE, Connecticut, 2013-14
Stross, Trey, WR, Iowa, 2010
Jenkins, Darnell, WR, Miami, 2008
Moulds, Eric, WR, Mississippi St., 2006
Rivers, Marcellus, TE, Oklahoma St., 2005
Moses, J.J., WR Iowa St., 2003-04
Lewis, Jermaine, WR, Maryland, 2002
- 85** Dreessen, Joel, TE, Colorado State, 2007-11
Walter, Kevin, WR, Eastern Michigan, 2006 (Walter also wore #83)
Bradford, Corey, WR, Jackson St., 2002-05
- 86** Casey, James, TE/FB, Rice, 2009-12
Williams, Harry, WR, Tuskegee, 2008
Lewis, Derrick, WR, San Diego St., 2006
Gaffney, Jabar, WR, Florida, 2002-05
- 87** Fiedorowicz, C.J., TE, Iowa, 2014
Hill, Anthony, TE, New Mexico St., 2009-10
Bruener, Mark, TE, Washington, 2004-08
Armstrong, Derick, WR, Ark.-Monticello, 2003 (Armstrong also wore # 88)
Dawson, JaJuan, WR, Tulane, 2002
Insley, Trevor, WR, Nevada-Reno, 2002
- 88** Graham, Garrett, TE, Wisconsin, 2010-14
Putzier, Jeb, TE, Boise St., 2006-07
Armstrong, Derick, WR, Ark.-Monticello, 2004-05 (Armstrong also wore #87)
Kent, Rashod, TE, Rutgers, 2003
Black, Avion, WR, Tennessee St., 2002
- 89** Byrne, Jake, TE, Wisconsin, 2013
Johnson, Bryant, WR, Penn State, 2011
Anderson, David, WR, Colorado State, 2007-10 (Anderson also wore #14 and #17)
Holloway, Jabari, TE, Notre Dame, 2002-03
- 90** Clowney, Jadeveon, OLB, South Carolina, 2014
Mohamed, Mike, ILB, California, 2013 (Mohamed also wore #54)
Smith, D.J., LB, Appalachian State, 2013
Alexander, Mister, LB, Florida State, 2012 (Alexander also wore #54)
Williams, Mario, DE, North Carolina St., 2006-11
Davis, Jason, DE, West Virginia, 2005
Martin, Terrance, DT, North Carolina St., 2003
Green, Howard, DT, LSU, 2002
- 91** Diles, Zac, LB, Kansas State, 2014
Ankrah, Jason, OLB, Nebraska, 2014 (Ankrah also wore #65)
Sapp, Ricky, OLB, Clemson, 2013-14
Harris, Ra'Shon, Oregon, 2012
Okoye, Amobi, DT, Louisville, 2007-10
Payne, Seth, DT, Cornell, 2002-06
- 92** Nix III, Louis, NT, Notre Dame, 2014
Mitchell, Earl, DT, Arizona, 2010-13
Zgonina, Jeff, DT, Purdue, 2007-09
Weaver, Anthony, DE, Notre Dame, 2006 (Weaver also wore #98)
Sears, Corey, DE, Mississippi St., 2002-04
- 93** Crick, Jared, DE, Nebraska, 2012-14
Bulman, Tim, DT, Boston College, 2007-11 (Bulman also wore #79)
Babin, Jason, LB, Western Michigan, 2004-06
Foley, Steve, LB, N.E. Louisiana, 2003 (Foley also wore # 58)
Flowers, Erik, LB, Arizona St., 2002
- 94** Pickett, Ryan, NT, Ohio State, 2014
Smith, Antonio, DE, Oklahoma St., 2009-13
Kalu, N.D., DE, Rice, 2006-07
Ioane, Junior, DT, Arizona St., 2003-05
Hill, Charles, DT, Maryland, 2002
- 95** Powe, Jerrell, NT, Mississippi, 2014
Tuggle, Justin, LB, Kansas State, 2013 (Tuggle also wore #57)
Cody, Shaun, DT, USC, 2009-12
McClover, Stanley, DE, Auburn, 2008
Maddox, Anthony, DT, Delta St., 2006-07
DeLoach, Jerry, DE, California, 2002-05
- 96** Jamison, Tim, DE, Michigan, 2009-14 (Jamison also wore #99)
Anderson, Mark, DE, Alabama, 2010
Cochran, Earl, DE, Alabama State, 2007-08 (Cochran also wore #60)
Johnson, Thomas, DT, Middle Tennessee St., 2006
Rainer, Wali, LB, Virginia, 2006
Walker, Gary, DE, Auburn, 2002-05
- 97** Pagan, Jeffery, DE, Alabama, 2014
McClain, Terrell, NT, South Florida, 2012-13
Ruud, Barrett, ILB, Nebraska, 2012 (Ruud also wore #54)
Lewis, Damione, DT, Miami, 2010
Okam, Frank, DT, Texas, 2008-10
Malone, Alfred, DE, Troy, 2005-06
Davis, Jason, DE, West Virginia, 2003
Worthen, Shawn, DT, TCU, 2002
- 98** Browner, Keith, DE, California, 2014
Barwin, Connor, DE/LB, Cincinnati, 2009-12
Weaver, Anthony, DE, Notre Dame, 2007-08 (Weaver also wore #92)
Peek, Antwan, LB, Cincinnati, 2003-06
Posey, Jeff, LB, So. Mississippi, 2002
- 99** Watt, J.J., DE, Wisconsin, 2011-14
Jamison, Tim, DE, Michigan, 2009-10 (Jamison also wore #96)
Ogunleye, Adewale, DE, Indiana, 2010
Johnson, Travis, DE, Florida St., 2006-08 (Johnson also wore # 75)
Smith, Robaire, DE, Michigan St., 2004-05
Martin, Steve, DT, Missouri, 2003
Blade, Willie, DE, Mississippi St., 2002



ALL-TIME PRACTICE SQUAD ROSTER

A

Acholonu, D.D., LB, 2004*
Alexander, Mister, ILB, 2011*
Alridge, Anthony, RB, 2009
Anderson, David, WR, 2006*
Anderson, Jason, RB, 2005*
Ankrah, Jason, OLB, 2014*
Aromashodu, Devin, WR, 2007

B

Baker, Antonio, S, 2010
Baker, Edwin, RB, 2013
Barbieri, Howard, OL, 2011
Bazuin, Dan, DE, 2008
Beach, Arliss, RB, 2007-08*
Billings, Montez, WR, 2010
Bing, Darnell, LB, 2009
Boren, Zach, FB, 2013
Boswell, Chris, K, 2014
Boyd, Shane, QB, 2007*
Brink, Alex, QB, 2008
Brisiel, Mike, G, 2006-2007*
Brock, Logan, TE, 2012
Brown, Kourtnei, DE, 2014
Browner, Keith, DE, 2012-14*
Broussard, Jamall, WR, 2006
Bullough, Max, ILB, 2014*
Bulman, Tim, DT, 2006-2007*
Burns, Curry, S, 2006
Byrne, Jake, TE, 2012

C

Carmichael, Rashad, CB, 2013
Carroll, Travis, LB, 2003*
Castañeda, Eduardo, LB, 2007
Cochran, Earl, DE, 2006*
Coley, Kevis, LB, 2007-08*
Collins, Cameron, LB, 2012*
Collins, McAllister, C, 2002
Crummey, Andrew, G, 2009
Cruse, Andy, WR, 2013
Curtis, Kevin, S, 2006

D

Davis, A.J., CB, 2008
Davis, Buster, LB, 2009
Davis, Jace, WR, 2014
Davis, James, RB, 2011
Davis, Jason, DE, 2003-04*, 2006
Dawson, Curry, T, 2003*
Denham, Anthony, TE, 2014*
Divens, Lamar, DT, 2012
Dorsey, Quinn, LB, 2005
Douglas, Cody, G, 2006
Douglas, Robert, FB, 2005, 2006
Dunn, Anthony, LB, 2004

E

Echemandu, Adimchinobi, RB, 2007
Edison, Dominique, WR, 2011
Egboh, Pannel, DE, 2009
Eslinger, Greg, C, 2007*
Evans, Brandon, G, 2004*

F

Faggins, Demarcus, CB, 2003*
Feller, Matt, T, 2014
Ferentz, James, C, 2014
Foster, Arian, RB, 2009*
Freeman, Marcus, LB, 2009
Freeman, Robert, CB, 2003*
Frye, Brandon, T, 2007-08*

G

Gardner, Andrew, T, 2011*
Gibson, Thaddeus, LB, 2011
Gordon, Amon, DT, 2010

Graham, Ray, RB, 2013*
Green, Howard, DT, 2002
Greenhouse, Isaiah, LB, 2010*
Grimes, Jonathan, RB, 2012*

H

Hall, Barry, T, 2002
Halterman, Aaron, TE, 2005
Hamilton, Derrick, WR, 2007
Harris, Alnaf, WR, 2002*
Harris, Clark, TE, 2008*, 2009
Harris, Elliott, DE, 2005
Harris, Ra'Shon, NT, 2011
Hawkins, Jelani, OT, 2002*
Hebert, Kyries, S, 2002*
Helms, Brett, C, 2009-10
Henry, Chris, RB, 2009*
Herrión, Atlas, G, 2006
Hicks, Reese, OT, 2004-2005
Holliday, Trindon, WR, 2011*
Holloway, Jabari, TE, 2002*
Hunter, David, DE, 2012*

J

James, Charles, CB, 2014
James, Kendall, CB, 2014
Jamison, Tim, DE, 2009*-10
Jenkins, Darnell, WR, 2008*-09
Jenkins, Michael, RB, 2002
Johnson, Albert, WR, 2003
Johnson, Delano, OLB, 2012
Jones, Garrick, T, 2003, 2005*

K

Keenum, Case, QB, 2012
Kent, Rashod, TE, 2002-03*
Keo, Shiloh, FS, 2011*
Kupper, Alex, G, 2013*-14

L

Labhart, Travis, WR, 2014
Lewis, Derrick, WR, 2006*
Long, Gabe, DT, 2008
Lord, Jammal, FS, 2004-2005*

M

Maddox, Anthony, DT 2006*
Maehl, Jeff, WR, 2011*, 12
Malena, Ben, RB, 2014
Malone, Alfred, DT, 2005*
Martin, Chris, T, 2014
McCoy, Chris, DE, 2010
McKenzie, Chris, CB, 2005*
Means, Loyce, CB, 2013
Meggett, Davin, RB, 2012
Menkin, Nate, G, 2013
Mitchell, Brandon, S, 2007*
Moats, Ryan, RB, 2008*
Mohamed, Mike, ILB, 2013*
Mondek, Nick, T, 2012
Moore, Kashif, WR, 2012
Morgan, Donovan, WR, 2005*
Murphy, Matt, TE, 2004*

N

Nading, Jesse, DE, 2008*, '09*, 11*
Nelhuis, Doug, G, 2006
Nerys, Jason, G, 2005
Nwachukwu, Uzoma, WR, 2013-14

O

Oakley, Anthony, G, 2008
Ogbonnaya, Chris, RB, 2010, '11*
Opurum, Toben, FB, 2014
Orr, Shantee, LB, 2003-04*
Overbay, Nathan, TE, 2013
Overhauser, Chad, C/G, 2002*

P

Parks, Terrance, S, 2014
Parson, Mark, CB, 2009
Pemberton, Cole, T, 2010
Pettway, Kenneth, LB, 2005*
Pittman, Bryan, LS, 2003*
Pleasant, Eddie, S, 2012*
Porter, Quinton, QB, 2006*

Q

Quinn, Mike, QB, 2003*

R

Richardson, Rico, WR, 2013
Roberson, Derrick, CB, 2007-08*
Robinson, Deljuan, DT, 2007*
Roland, Justin, LB, 2008
Ross, Richie, WR, 2006
Rue, Josh, FB, 2004

S

Seaverns, Justin, LB, 2003
Sheppard, Malcolm, DT, 2010*
Sherrad, Dezmond, TE, 2009
Simmons, Mark, WR, 2008
Skelton, Steve, TE, 2012
Smelley, Brad, FB, 2013*
Smith, Antone, RB, 2009
Smith, Shelley, G, 2010*
Spann, Chad, RB 2013*
Stansbury, Ed, FB, 2002*
Stanzi, Ricky, QB, 2014
Starling, Kendrick, WR, 2004*
Stenavich, Adam, T, 2008-09
Suber, Allen, WR, 2004
Supernaw, Phillip, TE, 2012-13*

T

Taylor, Chris, RB, 2006*
Terrell, Steven, S, 2013
Terry, D.D., RB, 2008
Thomas, Sloan, WR, 2004
Thomas, Carlos, T, 2002
Thorpe, Craphonso, WR, 2006
Torrey, Andre, LB, 2005
Townsel, Derrick, WR, 2010

V

Victorian, Josh, CB, 2013*

W

Walker, Darius, RB, 2007-08*
Walker, John, S, 2006*
Wallace, Cody, C, 2010
Washington, Maurice, WR, 2005
White, Chris, C, 2006
White, Cody, G, 2012*
Williams, Bobby, WR, 2010
Williams, Harry, WR, 2006-2007*
Williams, Javaris, RB, 2011
Williams, Marcus, CB, 2014
Williams, Paul, WR, 2010
Williams, Torri, SS, 2010*, '11
Works, Renaldo, RB, 2004
Worthen, Shawn, DT, 2002*
Wright, Keith, DT, 2003
Wynn, Milton, WR, 2002

Y

Young, David, SS, 2004

Z

Zabransky, Jared, QB, 2007

*- Players eventually made the active roster



ALL-TIME INJURED RESERVE

2002 (10)			
Name	Pos.	Date	Injury
Insley, Trevor	WR	8/15	Leg
Jones, Dwaune	WR	8/17	Knee
Evans, Leonmont	S	8/27	Neck
Lorenti, Chris	C	9/1	Ankle
Boselli, Tony	T	10/15	Shoulder
Dennis, Pat	CB	10/22	Knee
Lamar, Jason	LB	10/30	Leg
Schau, Ryan	G	11/5	Foot
Rutledge, Rod	TE	11/26	Foot
Walker, Ramon	SS	12/24	Knee

2003 (17)			
Name	Pos.	Date	Injury
Baxter, Jarrod	FB	8/25	R Foot
Dennis, Pat	CB	8/25	R Knee
Herndon, Jimmy	OT	8/25	R Knee
Lorenti, Chris	C	8/25	L Achilles
Lynch, Ben	C	8/25	L Knee
Joppru, Bennie	TE	8/31	R Groin
Payne, Seth	DT	9/15	L Knee
Mack, Stacey	RB	11/26	L Toe
Walker, Gary	DE	11/28	R Toe
Banks, Tony	QB	12/1	R Hand
Walker, Ramon	SS	12/1	L Knee
Stevens, Matt	FS	12/3	L Knee
Clemons, Charlie	LB	12/8	R Ankle
Glenn, Aaron	CB	12/10	L Groin
Orr, Shantee	LB	12/22	L Fibula
Wright, Kenny	CB	12/22	L Knee
Brown, Milford	G	12/26	R Knee

2004 (11)			
Name	Pos.	Date	Injury
Anderson, Jason	RB	8/16	R Leg
Bell, Marcus	LB	8/26	Shoulder
Bell, Jason	CB	11/17	R Wrist
Walker, Ramon	SS	11/24	L Knee
Joppru, Bennie	TE	12/1	Groin
Symons, B.J.	QB	12/1	R Knee
Foreman, Jay	LB	12/5	L Ankle
Coleman, Marcus	FS	12/7	Shoulder
Evans, Troy	LB	12/15	L Ankle
Wiegert, Zach	G	12/22	R Knee
Peek, Antwan	LB	12/28	R Shoulder

2005 (8)			
Name	Pos.	Date	Injury
Wong, Kailee	LB	10/18	R Knee
Hodgdon, Drew	C	11/11	R Foot
Wade, Todd	T	11/18	R Knee
Buchanan, Phillip	CB	11/23	L Ankle
Ioane, Junior	DT	12/20	L Calf
Davis, Domanick	RB	12/28	L Knee
Walker, Gary	DE	12/28	R Arm
Wells, Jonathan	RB	12/30	L Thigh

2006 (16)			
Name	Pos.	Date	Injury
Rainer, Wali	LB	8/1	R Leg
McKenzie, Chris	CB	8/3	L Shoulder
Steele, Ben	TE	8/3	L Leg
Davis, Domanick	RB	9/2	L Knee
Alexander, Roc	CB	9/12	R Knee
Spencer, Charles	T	9/19	L Leg
Malone, Alfred	DT	10/10	R Hand
Payne, Seth	DT	10/17	R Knee
Johnson, Travis	DT	11/14	L Calf
Sanders, Lewis	CB	11/14	R Hand
Wiegert, Zach	T	11/14	R Knee
Flanagan, Mike	C	11/28	Ribs
Rosenfelds, Sage	QB	11/28	R Hand
Cook, Jameel	FB	12/15	R Knee
Dalton, Lionel	DT	12/23	Back
Mathis, Jerome	WR	12/23	R Hamstring

2007 (17)			
Name	Pos.	Date	Injury
Taylor, Chris	RB	7/31	L Knee
Alexander, Roc	CB	7/31	R Knee

Earl, Glenn	SS	8/14	L Foot
Horton, Jason	CB	8/14	R Arm
Barry, Kevin	T	8/24	R Biceps
Abbate, Jon	FB	9/1	R Ankle
Harrison, Brandon	FS	9/1	L Hamstring
Jackson, Scott	T	9/4	R Shoulder
Simmons, Jason	FS	9/11	L Knee
Killings, Cedric	DT	9/25	Neck
McKinney, Steve	C	9/25	L Knee
Mathis, Jerome	WR	10/6	R Lower Leg
Barber, Shawn	LB	10/31	Neck
Robinson, Dunta	CB	11/7	R Knee
Weary, Fred	G	12/4	R Leg
White, Chris	C	12/4	L Knee
Green, Ahman	RB	12/7	L Knee

2008 (11)			
Name	Pos.	Date	Injury
Stevenson, Dan	G	7/24	R Shoulder
Williams, Jimmy	CB	8/4	R Knee
Williams, Harry	WR	8/25	Neck
Jackson, Scott	T	8/26	L Foot
Brown, Chris	RB	8/30	Back
McClover, Stanley	DE	9/11	R Knee
Brown, C.C.	SS	9/30	R Arm
Diles, Zac	LB	11/6	L Leg
Molden, Antwaun	CB	11/16	L Leg
Cochran, Earl	DE	11/19	R Toe
Green, Ahman	RB	11/25	L Knee

2009 (13)			
Name	Pos.	Date	Injury
Johnson, Jeremiah	RB	8/8	R Shoulder
Nolan, Troy	SS	8/18	L Hand
Verdell, Toddrick	LB	9/6	R Shoulder
Pitts, Chester	G	9/24	R Knee
Thompson, Chaun	LB	9/30	L Knee
Campbell, Khary	LB	10/6	L Knee
Slaton, Steve	RB	10/9	R Shoulder
Brisiel, Mike	G	10/14	L Foot
Daniels, Owen	TE	11/4	R Knee
Wilson, Eugene	FS	11/25	L Foot
Molden, Antwaun	CB	11/26	L Hamstring
Hill, Anthony	TE	12/15	L Knee
Barber, Dominique	FS	12/29	R Hamstring

2010 (17)			
Name	Pos.	Date	Injury
Stross, Trey	WR	6/16	L Foot
Griffith, Justin	FB	8/4	Neck
Bulman, Tim	DE	8/16	L Shoulder
Bing, Darnell	LB	8/20	Neck
Holliday, Trindon	WR	8/30	L Hand
Tate, Ben	RB	8/30	R Ankle
Davis, André	WR	9/4	L Hip
Fine, Derek	TE	9/5	R Knee
Barwin, Connor	DE	9/14	R Ankle
Ryans, DeMeco	LB	10/25	L Achilles
Barber, Dominique	SS	11/11	L Knee
Paymah, Karl	CB	11/12	L Wrist
Williams, Torri	SS	12/1	L Hamstring
Nading, Jesse	DE	12/7	L Knee
Anderson, David	WR	12/15	L Shoulder
Brisiel, Mike	G	12/15	R Calf
Williams, Mario	DE	12/15	Sports Hernia

2011 (14)			
Name	Pos.	Date	Injury
Studdard, Kasey	G	8/15	L Ankle
Jean, Lestar	WR	8/20	L Shoulder
Smith, Shelley	G	8/25	R Leg
Morris, Darius	G	8/27	R Foot
Toliver, Terrence	WR	8/27	Concussion
Ozougwu, Cheta	OLB	9/1	L Foot
Barber, Dominique	SS	9/16	L Foot
Carmichael, Roc	CB	9/16	L Shoulder
Butler, Rashad	T	9/21	L Elbow
Williams, Mario	OLB	10/9	L Pectoral
Sharpton, Darryl	ILB	10/30	R Knee/Quad
Schaub, Matt	QB	11/23	R Foot

Leinart, Matt	WB	11/27	L Clavicle
Hartmann, Brett	P	12/4	L Knee

2012 (10)			
Name	Pos.	Date	Injury
Fox, Keyaron	LB	8/9	L Knee
Bullock, Randy	K	8/26	R Groin
Butler, Rashad	T	8/30	R Triceps
Harris, Ra'Shon	NT	8/28	R Triceps
Cushing, Brian	ILB	10/10	L Knee
Jamison, Tim	DE	10/14	R Achilles
Hunter, David	DE	10/24	L Foot
McCain, Brice*	CB	12/5	L Foot
Sharpton, Darryl	ILB	12/31	Hip
Dobbins, Tim	ILB	1/4/13	L Ankle

* Designated for return

2013 (15)			
Name	Pos.	Date	Injury
Lemon, Alec	WR	8/27	R Hamstring
Bonner, Alan	WR	8/31	R Hamstring
Williams, Trevardo	OLB	8/31	R Knee
Williams, Brennan	T	8/31	R Knee
Quessenberry, David	G	9/2	L Foot
Daniels, Owen*	TE	10/6	R Fibula
Bouye, A.J.	CB	10/13	R Hamstring
Manning, Danieal	SS	10/13	R Knee
Cushing, Brian	ILB	10/20	L Knee
Foster, Arian	RB	11/3	Back
Graham, Garrett	TE	12/5	L Hamstring
Tate, Ben	RB	12/15	Ribs
Joseph, Johnathan	CB	12/22	L Toe
Karim, Deji	RB	12/22	L Shoulder
Smelley, Brad	FB	12/22	L Calf

2014 (12)			
Name	Pos.	Date	Injury
Ballentine, Lonnie	S	8/25	Undisclosed
Bonner, Alan	WR	7/27	Foot
Bullough, Max	ILB	12/3	Hamstring
Clowney, Jadeveon	OLB	12/10	R Knee
Fitzpatrick, Ryan	QB	12/16	L Leg
Jamison, Tim	DE	12/12	Knee
Mallett, Ryan	QB	11/26	Pectoral
Nix III, Louis	NT	9/24	Wrist
Quessenberry, David**	G	8/25	N/A
White, Cody	G	7/27	Achilles
Witzmann, Bryan	T	8/1	Undisclosed
Yeatman, Will	T	8/31	Concussion

* Designated for return

**Reserve/Non-Football Illness



ALL-TIME COACHES

Coach	Position	Season	Coach	Position	Season
Bayless, Martin	Asst. Defensive Backs	2006-07	Marciano, Joe	Special Teams Coordinator	2002-13
Bell, Brian	Asst. Strength & Conditioning	2015	Marciano, Tony	Offensive Line	2002-03
Benton, John	Offensive Line	2006-13		Tight Ends	2004-05
Bernhardt, Jim	Director of Football Research	2014-15	Marshall, Steve	Asst. Offensive Line	2002-05
Brown, Kippy	Wide Receiver	2002-05		Offensive Line	2005
Bush, Frank	Senior Defensive Assistant	2007-08	Matthews, Bruce	Offensive Assistant	2009-10
	Defensive Coordinator	2009-10	McDaniel, Mike	Offensive Assistant	2006-08
Butler, John	Secondary	2014-15	Midget, Anthony	Asst. Secondary	2014-15
Calhoun, Troy	Offensive Coordinator/Quarterback	2006	O'BRIEN, BILL	HEAD COACH	2014-15
CAPERS, DOM	HEAD COACH	2002-05	O'Hara, Pat	Offensive Asst.	2015
Carter, Perry	Defensive Assistant	2006-09	Oden, Tony	Asst. Defensive Backs	2004-05
	Asst. Defensive Backs	2010-13	Olivadotti, Tom	Linebackers	2004-05
Colman, Doug	Asst. Special Teams	2014-15			
Crennel, Romeo	Defensive Coordinator	2014-15	Palmer, Chris	Offensive Coordinator	2002-05
			Pariani, Brian	Tight Ends	2006-13
Dennison, Rick	Offensive Coordinator	2010-13	Pasqualoni, Paul	Defensive Line	2015
Devlin, Mike	Offensive Line	2015	Pendry, Joe	Offensive Line	2004-05
Dorrell, Karl	Quarterbacks	2012-13		Offensive Coordinator	2005
Dunn, Paul	Offensive Line	2014	Perry, John	Tight Ends	2014-15
			Phillips, Wade	Defensive Coordinator	2011-13
Fangio, Vic	Defensive Coordinator	2002-05	Pleasant, Anthony	Asst. Strength & Conditioning	2014
Fisch, Jedd	Defensive Quality Control	2002-03		Defensive Assistant	2015
Fitzgerald, Craig	Head Strength & Conditioning	2014-15	Pollack, Frank	Asst. Offensive Line	2008-11
Franklin, Jethro	Defensive Line	2007-08			
			Rhodes, Ray	Asst. Defensive Backs	2008
Gibbs, Alex	Asst. Head Coach/Offense	2008-09		Senior Defensive Assistant	2009-10
Gibbs, David	Defensive Backs Coach	2009-10	Riley, Dan	Head Strength and Conditioning	2002-08
Godsey, George	Quarterbacks	2014	Roman, Greg	Tight End	2002-03
	Offensive Coordinator	2015		Quarterback	2004-05
Grantham, Todd	Defensive Line	2002-04	Ryan, Jim	Offensive Assistant	2011
				Asst. Offensive Line	2012-13
Hammerschmidt, Dan	Offensive Assistant	2012-13			
Harris, Chick	Running Backs	2002-13	Saleh, Robert	Defensive Assistant	2006-08
Hayes, Sean	Asst. Strength & Conditioning	2014-15		Asst. Linebackers	2009-10
Herring, Reggie	Linebackers	2002-03, '11-13	Schlotz, Matt	Asst. Strength & Conditioning	2009-13
Hightower, Richard	Administrative Coord., Coaching	2006-07	Shanahan, Kyle	Wide Receivers	2006
	Special Teams Assistant	2008		Quarterbacks	2007
Hixon, Stan	Wide Receivers	2014-15		Offensive Coordinator/Quarterbacks	2008-09
Holland, Johnny	Linebackers	2006-10	Sherman, Mike	Asst. Head Coach/Offense	2006
Hoke, Jon	Defensive Backs	2002-08		Asst. Head Coach/Offense Coordinator	2007
			Simien, Tracy	Asst. Defensive Line	2006
Joseph, Vance	Defensive Backs	2011-13	Smith, Cedric	Head Strength & Conditioning	2010-13
			Smith, Richard	Defensive Coordinator	2006-08
Karmelowicz, Bob	Defensive Line	2006	Stewart, Brian	Asst. Defensive Backs	2002-03
	Special Assistant to the Head Coach	2007-08	Sutulovich, Eric	Asst. Special Teams	2002-05
Kelly, Tim	Offensive Quality Control	2014-15			
King, Bobby	Defensive Assistant	2011	Vrabel, Mike	Linebackers	2014-15
	Asst. Linebackers	2012-13			
Kirksey, Larry	Wide Receivers	2007-13	Wright, Ray	Asst. Strength and Conditioning	2002-08
Knapp, Greg	Quarterbacks	2010-11		Head Strength and Conditioning	2009
Kollar, Bill	Asst. Head Coach/Defensive Line	2009-13			
	Defensive Line	2014	Zgonina, Jeff	Asst. Defensive Line	2013
KUBIAK, GARY	HEAD COACH	2006-13			
LaFleur, Matt	Offensive Assistant	2008-09			
Lawing, Will	Defensive Quality Control	2014-15			
Ligashesky, Bob	Special Teams Assistant	2013			
	Special Teams Coordinator	2014-15			
London, Charles	Running Backs	2014-15			
Lubick, Marc	Offensive Assistant	2010-11			
	Assistant Wide Receivers	2012-13			



TEXANS TRADE HISTORY

March 4, 2002:	Traded QB Danny Wuerffel to Washington in exchange for DT Jerry Deloach.
March 25, 2002:	Traded 2002 seventh-round draft pick to Pittsburgh as compensation for restricted free agent K Kris Brown.
March 28, 2002:	Traded future draft pick to St. Louis in exchange for CB Jacoby Shepherd.
April 17, 2002:	Traded RB Charlie Rogers to Buffalo in exchange for LB Jay Foreman.
April 21, 2002:	Traded fourth-round pick in 2002 to Atlanta in exchange for 2003 third-round pick (88th overall-Dave Ragone)
March 6, 2003:	Traded fifth-round pick to New England in exchange for T Greg Randall.
April 26, 2003:	Traded second-round pick (36th overall) and fourth-round pick (117th overall) to New England for second-round pick (41st overall-Bennie Joppru) and third-round pick (75th overall-Seth Wand Traded third-round pick (83rd overall) and seventh-round pick (262nd overall) to Oakland in exchange for 2004 second-round pick (supplemental draft pick-Tony Hollings)
April 27, 2003:	Traded fifth-round pick (138th overall) to Indianapolis for 2004 fourth-round pick (122nd overall-Glenn Earl)
March 19, 2004:	Traded QB Drew Henson to Dallas in exchange for 2005 third-round pick.
April 24, 2004:	Traded second-round pick (40th overall), third-round pick (71st overall), fourth-round pick (103rd overall) to Tennessee in exchange for first-round pick (27th overall-Jason Babin); also exchanged fifth-round picks (138th to 159th overall) with Tennessee.
April 25, 2004:	Traded fifth-round pick (159th overall) to Jacksonville in exchange for sixth-round pick (175th overall-Jammal Lord) and seventh-round pick (210th overall-Raheem Orr).
April 20, 2005:	Traded second-round pick (47th overall) and third-round pick (78th overall) to Oakland in exchange for CB Phillip Buchanon.
April 23, 2005:	Traded first-round pick (13th overall) to New Orleans in exchange for first round pick (16th overall-Travis Johnson) in 2005 draft and third-round selection in 2006 draft.
April 6, 2006:	Traded a fifth-round pick (134th overall) to the Buffalo Bills in exchange for WR Eric Moulds.
July 27, 2006:	Traded a conditional seventh-round pick in the 2007 to the San Francisco 49ers for QB Cody Pickett.
Sep. 13, 2006:	Traded RB Vernand Morency to Green Bay in exchange for RB Samkon Gado.
March 22, 2007:	Acquired QB Matt Schaub from the Atlanta Falcons for 2007 and 2008 second-round pick, and the eighth overall pick for the 10th overall pick (Amobi Okoye) in the 2007 Draft.
April 29, 2007:	Traded fourth-round draft pick (107th overall) to the New Orleans Saints in exchange for the Saints 2007 fourth-round pick (123rd overall- Fred Bennett) and a 2007 fifth-round pick (163rd overall-Brandon Frye).
March 17, 2008:	Traded a sixth-round pick in the 2008 NFL Draft to the Denver Broncos in exchange for C Chris Myers.
April 26, 2008:	Traded first-round pick (No. 18 overall) to the Baltimore Ravens for first-round pick (No. 26 overall-Duane Brown) a third-round pick (89th overall-Steve Slaton) and a sixth-round pick (173rd overall-Dominique Barber)
Feb. 27, 2009:	Traded QB Sage Rosenfels to the Minnesota Vikings in exchange for the 122nd selection in the 2009 NFL Draft (TE Anthony Hill).
Aug. 31, 2009:	Traded DT Travis Johnson to the San Diego Chargers in exchange for a sixth-round selection in the 2010 NFL Draft (197th overall - WR Trindon Holliday).
April 23, 2010	Traded second-round pick (51st overall) to the Minnesota Vikings in exchange for second- (62nd overall - traded) and third-round (93rd overall - traded).
April 23, 2010	Traded second- (62nd overall) and fifth-round (150th overall) picks to the New England Patriots in exchange for second-round pick (58th overall - RB Ben Tate).
April 24, 2010	Traded third-round pick (93rd overall) to the Kansas City Chiefs in exchange for fourth- (102nd overall - LB Darryl Sharpton) and fifth-round (144th overall - CB Sherrick McManis) picks.
April 29, 2011	Traded third- (73rd overall) and fifth-round (138th overall) pick with New England for a second-round (60th overall - CB Brandon Harris) pick.
April 30, 2011	Traded fourth-round pick (105th overall) and sixth-round pick (178th) to the Washington Redskins for a fourth-round pick (127th overall - CB Roc Carmichael) and two fifth-round picks (144th - S Shiloh Keo and 152nd - QB T.J. Yates).
Oct. 12, 2011	Acquired WR Derrick Mason from the N.Y. Jets for a conditional draft choice in the 2012 NFL Draft.
March 20, 2012	Traded ILB DeMeco Ryans to Philadelphia for an exchange of third-round picks (88th overall for 76th overall - G Brandon Brooks) and a fourth-round pick (99th overall - C Ben Jones)
April 27, 2012	Traded second- and seventh-round picks (58th and 233rd overall) to Tampa Bay for picks in the third (68th overall - WR DeVier Posey) and fourth (126th overall - WR Keshawn Martin) rounds.
August 31, 2012	Traded CB Sherrick McManis to Chicago for FB Tyler Clutts
April 27, 2013:	Traded fifth-round pick (160th overall) to St. Louis for two picks in the sixth round (184th and 198th overall - NT Chris Jones). The Texans included the 184th pick in a subsequent trade.
April 27, 2013:	Traded sixth-round pick (184th overall) and seventh-round pick (233rd overall) to Oakland for a sixth-round pick (176th overall - T David Quessenberry).
August 12, 2013:	Traded WR Jeff Maehl to Philadelphia for OT Nate Menkin
March 21, 2014:	Traded QB Matt Schaub to Oakland for a sixth-round pick (181st overall - RB Alfred Blue)
May 9, 2014:	Traded fourth-round pick (101st overall) and fifth-round pick (141st overall) to Philadelphia for third-round pick (83rd overall - NT Louis Nix)
June 19, 2014:	Traded QB T.J. Yates to Atlanta for ILB Akeem Dent
August 31, 2014:	Traded a conditional draft pick to New England for QB Ryan Mallett
March 11, 2015:	Traded QB Ryan Fitzpatrick to the N.Y. Jets for a conditional draft pick
March 11, 2015:	Traded QB Case Keenum to St. Louis for a conditional draft pick



TEXANS FREE AGENCY HISTORY

2002

Players Signed:

March 6: C/G Steve McKinney, Indianapolis
 March 7: LB Kailee Wong, Minnesota
 March 10: WR Corey Bradford, Green Bay
 March 15: RB James Allen, Chicago; LB Greg Jones, Chicago
 March 25: K Kris Brown, Pittsburgh (restricted)
 March 26: WR Tony Simmons, Indianapolis
 April 3: T Jimmy Herndon, Chicago
 April 5: SS Chris Carter, Cincinnati
 April 8: QB Kent Graham, Washington;
 CB Jason Simmons, Pittsburgh
 April 9: G DeMingo Graham, San Diego;
 TE Kaseem Sinceno, Chicago
 April 10: TE Rod Rutledge, New England
 April 18: LB Jeff Posey, Jacksonville
 April 25: LB Robert Jones, Washington
 May 9: LB Allen Aldridge, Detroit

Players Lost:

None

2003

Players Signed:

March 1: T/G Zach Wiegert, Jacksonville
 March 4: LB Jay Foreman, Houston
 March 11: DE Corey Sears, Houston; FS Kevin Williams, Houston
 March 17: SS Eric Brown, Houston
 March 18: CB Pat Dennis, Houston (restricted);
 QB Mike Quinn, Houston
 March 21: CB Jason Simmons, Houston
 March 25: WR JaJuan Dawson, Houston (restricted)
 March 27: T Jimmy Herndon, Houston
 April 2: LB Charlie Clemons, New Orleans;
 CB Kenny Wright, Houston
 April 4: QB Tony Banks, Houston
 April 9: RB Stacey Mack, Jacksonville
 April 25: G Ryan Schau, Houston

Players Lost:

Feb. 28: LB Jeff Posey, Buffalo
 March 5: T Ryan Young, Dallas
 March 14: LB Keith Mitchell, Jacksonville
 March 28: G Cameron Spikes, Arizona

2004

Players Signed:

March 3: DE Gary Walker, Houston
 March 4: DT Robaire Smith, Tennessee; T Todd Wade, Miami;
 G/C Todd Washington, Houston
 March 11: CB Jason Simmons, Houston
 March 16: LB DaShon Polk, Buffalo
 March 22: TE Mark Bruener, Pittsburgh; DE Corey Sears,
 Houston
 March 23: TE Jabari Holloway, Houston (restricted)
 March 30: FS Pat Dennis, Houston
 April 19: FB Moran Norris, Houston (restricted)
 April 20: CB Darrick Vaughn, Houston (restricted)
 April 22: CB Jason Bell, Houston (restricted)
 April 28: DE Jerry Deloach, Houston (restricted)

Players Lost:

March 4: FB Greg Comella, Tampa Bay;
 LB Steve Foley, San Diego
 March 6: DT Steve Martin, Minnesota

March 10: QB Mike Quinn, Denver
 April 20: T Greg Randall, San Francisco

2005

Players Signed:

March 3: LB Morlon Greenwood, Miami; DT Seth Payne,
 Houston
 March 5: CB Jason Bell, Houston; FB Moran Norris, Houston
 March 9: CB Lewis Sanders, Cleveland; DE Corey Sears,
 Houston; CB Jason Simmons, Houston
 March 10: DE Jerry Deloach, Houston
 March 17: QB Tony Banks, Houston; LB Frank Chamberlin,
 Cincinnati
 March 23: T Garrick Jones, Houston (restricted)
 April 11: WR Corey Bradford, Houston; RB Jonathan Wells,
 Houston
 April 12: LB Troy Evans, Houston (restricted)
 April 15: G Milford Brown, Houston (restricted)
 April 18: KR Reggie Swinton, Detroit
 May 3: LB Zeke Moreno, San Diego
 May 13: T Victor Riley, New Orleans
 May 18: TE Marcellus Rivers, N.Y. Giants
 June 8: WR Kevin Kasper, New England

Players Lost:

March 10: FS Marlon McCree, Carolina
 March 31: CB Kenny Wright, Jacksonville
 June 7: T Marcus Spears, Cleveland

2006

Players Signed:

March 11: FB Jameel Cook, Tampa Bay
 March 12: QB Sage Rosenfels, Miami; DE Anthony Weaver,
 Baltimore
 March 14: CB Chris McKenzie, Houston; P Filip Filipovic, Phila-
 delphia
 March 19: WR Kevin Walter, Cincinnati (restricted)
 March 21: TE Jeb Putzier, Denver
 March 23: LB Shantee Orr, Houston; LB Frank Chamberlin,
 Houston; LB DaShon Polk, Houston; SS Ramon
 Walker, Houston
 March 24: LB Sam Cowart, Minnesota; C Mike Flanagan, Green
 Bay; LB Troy Evans, Houston
 March 27: DE N.D. Kalu, Philadelphia
 March 31: G David Loverne, Detroit
 April 4: LB Wali Rainer, Detroit; WR Jake Schifino, New
 England
 April 10: TE Ben Steele; WR Chris Doering; FS Michael Stone,
 New England
 April 26: T Brad Bedell, Green Bay
 April 27: T Seth Wand, Houston (restricted)
 May 8: RB Antowain Smith, New Orleans; T Ephraim Salaam,
 Jacksonville

Players Lost:

March 13: CB Jason Bell, N.Y. Giants; WR Corey Bradford,
 Detroit
 March 16: WR Jabar Gaffney, Philadelphia
 March 24: G Tyson Walter, Washington
 May 6: RB Tony Hollings, Chicago
 May 10: TE Marcellus Rivers, Oakland

2007

Players Signed:

March 5: RB Ahman Green, Green Bay;
 DB Roc Alexander, Houston; DE N.D. Kalu, Houston;



TEXANS FREE AGENCY HISTORY

T Ephraim Salaam, Houston
 March 7: LB Danny Clark, New Orleans
 March 8: P Chad Stanley, Houston
 March 9: T Jordan Black, Kansas City
 March 12: TE Mark Bruener, Houston
 March 15: DT Jeff Zgonina, Miami
 March 21: LB Shawn Barber, Philadelphia
 March 23: RB Ron Dayne, Houston
 March 26: FB Vonta Leach, Houston
 April 3: CB Von Hutchins, Houston
 April 5: CB Jamar Fletcher, Detroit
 April 12: WR André Davis, Buffalo
 April 20: LB Shantee Orr, Houston
 April 23: LB Charlie Anderson, Houston
 April 27: SS Glenn Earl, Houston

Players Lost:

March 3: DE Antwan Peek, Cleveland
 March 7: CB Lewis Sanders, Atlanta
 April 6: QB David Carr, Carolina
 April 10: LB Troy Evans, New Orleans
 April 13: SS Michael Stone, N.Y. Giants

2008

Players Signed:

March 1: WR André Davis, Houston; CB Jacques Reeves, Dallas
 March 3: LB Kevin Bentley, Seattle
 March 7: SS Glenn Earl, Houston
 March 10: TE Mark Bruener, Houston
 March 14: LB Chaun Thompson, Cleveland
 March 20: RB Chris Brown, Tennessee; S Will Demps, Houston; DT N.D. Kalu, Houston
 March 24: QB Quinn Gray, Jacksonville; P Matt Turk, Houston
 March 27: RB Chris Taylor, Houston; WR Harry Williams, Houston; CB Nick Ferguson, Denver
 April 26: TE Joel Dreessen, Houston
 May 10: G Fred Weary, Houston
 May 19: CB Jimmy Williams, San Francisco; TE Ryan Krause, Green Bay
 May 22: WR Tim Carter, Cleveland; WR Mark Simmons, San Diego
 June 16: DE Roosevelt Colvin, New England

Players Lost:

March 1: LB Charlie Anderson, Miami
 March 2: S Von Hutchins, Atlanta
 March 4: TE Jeb Putzier, Seattle
 March 13: LB Danny Clark, N.Y. Giants
 March 20: S Michael Boulware, Minnesota
 April 4: WR/KR Jerome Mathis, Washington

2009

Players Signed:

Feb. 27: DE Stanley McClover, Houston; C Chris White, Houston; FS Eugene Wilson, Houston
 March 1: DE Antonio Smith, Arizona; QB Dan Orlovsky, Detroit
 March 4: TE Joel Dreessen, Houston
 March 12: S Nick Ferguson, Houston
 March 13: WR David Anderson, Houston
 March 30: DT Shaun Cody, Detroit
 April 6: LB Cato June, Tampa Bay
 April 7: T Rashad Butler, Houston; LB Buster Davis, Indianapolis

Players Lost:

March 4: SS C.C. Brown, N.Y. Giants
 April 2: CB DeMarcus Faggins, Tennessee

2010

Players Signed:

Jan. 11: QB John David Booty, Minnesota
 March 8: P Matt Turk, Houston; WR Kevin Walter, Houston
 March 16: G Wade Smith, Kansas City
 March 26: DE Tim Bulman, Houston
 March 31: LB DeMeco Ryans, Houston
 April 2: SS Bernard Pollard, Houston
 April 6: RB Ryan Moats, Houston
 April 7: K Neil Rackers, Arizona
 April 14: T Rashad Butler, Houston; C Chris White, Houston
 April 26: TE Michael Gaines, Cleveland
 April 29: LS Jon Weeks
 May 12: LB Danny Clark, N.Y. Giants
 June 11: TE Owen Daniels, Houston
 June 16: TE Derek Fine, Buffalo
 June 17: FB Justin Griffith, Seattle; WR Bobby Williams, Minnesota

Players Lost:

March 5: CB Dunta Robinson, Atlanta
 March 17: QB Rex Grossman, Washington

2011

Players Signed:

July 29: G Mike Brisiel, Houston (restricted); DE Tim Bulman, Houston; T Rashad Butler, Houston; RB Arian Foster, Houston; WR Jacoby Jones, Houston; CB Johnathan Joseph, Cincinnati; QB Matt Leinart, Houston; DE Damione Lewis, Houston; FS Daniele Manning, Chicago; G Kasey Studdard, Houston
 August 2: P Brad Maynard, Chicago
 August 3: FB Lawrence Vickers, Cleveland
 August 7: ILB Tim Dobbins, Miami

Players Lost:

July 30: LB Zac Diles, St. Louis
 July 31: FB Vonta Leach, Baltimore; P Matt Turk, Jacksonville
 August 4: S Bernard Pollard, Baltimore
 August 5: DE Mark Anderson, New England
 August 24: LB Kevin Bentley, San Diego

2012

Players Signed:

March 17: C Chris Myers, Houston
 March 30: P Donnie Jones, St. Louis
 April 5: S Quintin Demps, Houston
 April 13: ILB Tim Dobbins, Houston; ILB Bradie James, Dallas
 May 8: K Shayne Graham, Baltimore
 May 11: QB John Beck, Washington
 June 4: CB Alan Ball, Dallas; RB Justin Forsett, Seattle
 June 14: FB Moran Norris, San Francisco

Players Lost:

March 15: OLB Mario Williams, Buffalo
 March 16: G Mike Brisiel, Oakland
 March 19: CB Jason Allen, Cincinnati
 March 23: TE Joel Dreessen, Denver
 April 30: K Neil Rackers, Washington



TEXANS FREE AGENCY HISTORY

2013

Players Signed:

March 15 T Andrew Gardner, Houston
 March 20 CB Brice McCain, Houston
 March 22 S Ed Reed, Baltimore
 March 23 P Shane Lechler, Oakland
 March 27 FB Greg Jones, Jacksonville
 April 8 T Ryan Harris, Houston
 April 12 ILB Tim Dobbins, Houston
 May 15 C Tyler Horn, Tennessee; RB Deji Karim, Indianapolis

Players Lost:

March 12 TE James Casey, Philadelphia
 March 13 S Glover Quin, Detroit
 March 14 OLB Connor Barwin, Philadelphia
 March 15 CB Alan Ball, Jacksonville; RB Justin Forsett, Jacksonville
 March 25 P Donnie Jones, Philadelphia
 April 15 K Shayne Graham, Cleveland
 May 8 T Rashad Butler, Cleveland

2014

Players Signed:

March 14 TE Garrett Graham, Houston
 March 18 NT Jerrell Powe, Kansas City
 March 21 QB Ryan Fitzpatrick, Tennessee; S Kendrick Lewis, Kansas City
 March 28 S Chris Clemons, Miami
 April 7 RB Andre Brown, N.Y. Giants
 April 15 DE Ricardo Mathews, Indianapolis

Players Lost:

March 12 OLB Bryan Braman, Philadelphia; ILB Joe Mays, Kansas City; NT Terrell McClain, Dallas; NT Earl Mitchell, Miami
 March 14 DE Antonio Smith, Oakland; ILB Darryl Sharpton, Washington
 March 15 RB Ben Tate, Cleveland
 March 31 T Andrew Gardner, Philadelphia
 April 8 WR Lestar Jean, Minnesota

2015

Players Signed:

March 9 CB Kareem Jackson, Houston; WR Damaris Johnson, Houston; T Derek Newton, Houston
 March 10 QB Ryan Mallett, Houston; S Eddie Pleasant, Houston; ILB Jeff Tarpinian, Houston
 March 11 QB Brian Hoyer, Cleveland
 March 12 FS Rahim Moore, Denver
 March 16 DT Vince Wilfork, New England
 March 16 WR Cecil Shorts III, Jacksonville
 March 24 ILB Akeem Dent, Houston
 April 1 WR Nate Washington, Tennessee
 April 9 G Cody White, Houston
 April 29 RB Chris Polk, Philadelphia
 May 1 S Stevie Brown, N.Y. Giants
 June 2 NT Brandon Deaderick, New Orleans

Players Lost:

March 10 OLB Brooks Reed, Atlanta
 March 27 FS Kendrick Lewis, Baltimore

TEXANS IN PRIME TIME

The Texans have appeared in 22 prime time games (including Thanksgiving) and have posted a record of 7-15.

Year	Date	Opponent	Network	Result	Attendance
2002	Sunday, Sept. 8	Dallas	ESPN	W, 19-10	69,604
2004	Sunday, Nov. 21	Green Bay	ESPN	L, 16-13	70,769
2005	Sunday, Oct. 16	at Seattle	ESPN	L, 42-10	66,196
2005	Sunday, Nov. 20	Kansas City	ESPN	L, 45-17	70,481
2007	Thursday, Dec. 13	Denver	NFL Network	W, 31-13	70,747
2008	Monday, Dec. 1	Jacksonville	ESPN	W, 30-17	70,809
2009	Monday, Nov. 23	Tennessee	ESPN	L, 20-17	71,153
2010	Monday, Nov. 1	at Indianapolis	ESPN	L, 30-17	66,363
2010	Thursday, Dec. 1	at Philadelphia	NFL Network	L, 34-24	69,144
2010	Monday, Dec. 13	Baltimore	ESPN	L, 34-28	71,413
2011	Thursday, Dec. 22	at Indianapolis	NFL Network	L, 19-16	64,159
2012	Monday, Oct. 8	at N.Y. Jets	ESPN	W, 23-17	79,088
2012	Sunday, Oct. 14	Green Bay	NBC	L, 42-24	71,702
2012	Sunday, Nov. 11	Chicago	NBC	W, 13-6	62,410
2012	Thursday, Nov. 22	at Detroit	CBS	W, 34-31 (OT)	64,827
2012	Monday, Dec. 10	at New England	ESPN	L, 42-14	69,756
2013	Monday, Sept. 9	at San Diego	ESPN	W, 31-28	59,522
2013	Sunday, Oct. 6	at San Francisco	NBC	L, 34-3	69,732
2013	Sunday, Nov. 3	Indianapolis	NBC	L, 27-24	71,778
2013	Thursday, Dec. 5	Jacksonville	NFL Network	L, 27-20	60,414
2014	Thursday, Oct. 9	Indianapolis	NFL Network	L, 33-28	71,787
2014	Monday, Oct. 20	at Pittsburgh	ESPN	L, 30-23	56,375



TEXANS IN OVERTIME

November 23, 2003 at Reliant Stadium

New England	23
Houston	20
Game winner- K Adam Viniteri's 28-yard FG	

October 10, 2004 at Reliant Stadium

Minnesota	34
Houston	28
Game winner- WR Marcus Robinson's 50-yard TD reception	

November 27, 2005 at Reliant Stadium

St. Louis	33
Houston	27
Game winner- WR Kevin Curtis' 56-yard TD reception	

January 1, 2006 at Monster Park

San Francisco	20
Houston	17
Game winner- K Joe Nedney's 33-yard FG	

December 10, 2006 at Reliant Stadium

Tennessee	26
Houston	20
Game winner- QB Vince Young's 39-yard TD run	

September 28, 2008 at Jacksonville Municipal Stadium

Jacksonville	30
Houston	27
Game winner- K Josh Scobee's 37-yard FG	

September 19, 2010 at FedEx Field

Houston	30
Washington	27
Game winner- K Neil Rackers' 35-yard FG	

December 13, 2010 at Reliant Stadium

Baltimore	34
Houston	28
Game winner- Josh Wilson's 12-yard INT return for touchdown	

November 18, 2012 at Reliant Stadium

Jacksonville	37
Houston	43
Game winner- Andre Johnson's 48-yard TD reception	

November 22, 2012 at Ford Field

Houston	34
Detroit	31
Game winner- Shayne Graham's 32-yard FG	

September 15, 2013 at Reliant Stadium

Tennessee	24
Houston	30
Game winner- DeAndre Hopkins' 3-yard TD reception	

September 29, 2013 at Reliant Stadium

Houston	20
Seattle	23
Game winner- Steven Hauschka's 45-yard FG	

October 5, 2014 at AT&T Stadium

Houston	17
Dallas	20
Game winner- Dan Bailey's 49-yard FG	



WR DeAndre Hopkins' three-yard touchdown catch in overtime vs. Tennessee on Sept. 15, 2013 sealed the Texans' win over the Titans at Reliant Stadium.

TEXANS HONORS

Associated Press Defensive Player of the Year

2012: DE J.J. Watt
2014: DE J.J. Watt

Associated Press All-Pro First Team

2005: KR Jerome Mathis
2008: WR Andre Johnson
2009: WR Andre Johnson
2010: RB Arian Foster
FB Vonta Leach
2012: LT Duane Brown
DE J.J. Watt
2013: DE J.J. Watt
2014: DE J.J. Watt

Associated Press All-Pro Second Team

2007: LB DeMeco Ryans
DE Mario Williams
2011: LT Duane Brown
ILB Brian Cushing
RB Arian Foster
CB Johnathan Joseph
2012: WR Andre Johnson

Associated Press Rookie of the Year

2006: LB DeMeco Ryans (Defensive)
2009: LB Brian Cushing (Defensive)

Bert Bell Professional Football Player of the Year/ Maxwell Football Club

2014: DE J.J. Watt

NFL Pro Bowl

2003
CB Aaron Glenn (3rd overall selection)
DE Gary Walker (2nd overall selection)
2005
WR Andre Johnson (1st selection)
2006
WR Jerome Mathis (1st selection)
2007
WR Andre Johnson (2nd selection)
2008
LB DeMeco Ryans (1st selection)
2009
WR Andre Johnson (3rd selection)
DE Mario Williams (1st selection)
TE Owen Daniels (1st selection)



2010

LB Brian Cushing (1st selection)
WR Andre Johnson (4th selection)
LB DeMeco Ryans (2nd selection)
QB Matt Schaub (1st selection)
DE Mario Williams (2nd selection)

2011

RB Arian Foster (1st selection)
WR Andre Johnson (5th selection)
FB Vonta Leach (1st selection)

2011

RB Arian Foster (2nd selection)
CB Johnathan Joseph (1st selection)
C Chris Myers (1st selection)
DE Antonio Smith (1st selection)
2012
LT Duane Brown (1st selection)
TE Owen Daniels (2nd selection)
RB Arian Foster (3rd selection)
WR Andre Johnson (6th selection)
CB Johnathan Joseph (2nd selection)
C Chris Myers (2nd selection)
QB Matt Schaub (2nd selection)
LG Wade Smith (1st selection)
DE J.J. Watt (1st selection)

2013

LT Duane Brown (2nd selection)
WR Andre Johnson (7th selection)
DE J.J. Watt (2nd selection)

2014

RB Arian Foster (4th selection)
DE J.J. Watt (3rd selection)

NFL Pro Bowl Most Valuable Player

2010: QB Matt Schaub
2015: DE J.J. Watt (Defensive)
*Began naming Offensive and Defensive MVP in 2014

Kansas City 101 AFC Coach of the Year

2011: Gary Kubiak

Kansas City 101 AFC Defensive Player of the Year

2012: DE J.J. Watt
2014: DE J.J. Watt

Associated Press

NFL Player of the Week

2007: DE Mario Williams (Sept. 9)
K Kris Brown (Oct. 7)
2008: WR Andre Johnson (Oct. 26)

AFC Player of the Month

2002
P Chad Stanley (Special Teams, Sept.)
2003
CB Marcus Coleman (Defense, Sept.)
2008
WR Andre Johnson (Offense, Oct.)
2010
RB Arian Foster (Offense, Sept.)
2011
RB Arian Foster (Offense, Oct.)
OLB Connor Barwin (Defense, Nov.)

2012

DE J.J. Watt (Defense, Sept.)
WR Andre Johnson (Offense, Nov.)
DE J.J. Watt (Defense, Dec.)

2014

DE J.J. Watt (Defense, Sept.)
DE J.J. Watt (Defense, Dec.)

NFL Player of the Month

2007

WR/KR André Davis (Special Teams, Dec.)

AFC Player of the Week

2002

CB Aaron Glenn (Defense, Dec. 8)
WR Avion Black (Special Teams, Dec. 15)

2003

P Chad Stanley (Special Teams, Nov. 2)

2004

K Kris Brown (Special Teams, Sept. 26)

2005

WR Jerome Mathis (Special Teams, Oct. 30)

2006

WR Andre Johnson (Offense, Oct. 1)
LB DeMeco Ryans (Defense, Dec. 3)
K Kris Brown (Special Teams, Dec. 24)

2007

DE Mario Williams (Defense, Sept. 9)
K Kris Brown (Special Teams, Oct. 7)
WR Andre Davis (Special Teams, Dec. 9)
DE Mario Williams (Defense, Dec. 13)

2008

WR Jacoby Jones (Special Teams, Oct. 12)
WR Jacoby Jones (Special Teams, Oct. 26)
QB Matt Schaub (Offense, Dec. 7)
RB Steve Slaton (Offense, Dec. 1)

2009

QB Matt Schaub (Offense, Sept. 20)
WR Jacoby Jones (Special Teams, Oct. 4)
LB Brian Cushing (Defense, Oct. 18)
LB Brian Cushing (Defense, Nov. 1)

2010

RB Arian Foster (Offense, Sept. 15)
WR Andre Johnson (Offense, Sept. 22)
QB Matt Schaub (Offense, Oct. 20)
CB Glover Quin (Defense, Dec. 1)

2011

RB Arian Foster (Offense, Oct. 5 and Oct. 26)

2012

DE J.J. Watt (Defense, Sept. 19)
QB Matt Schaub (Offense, Nov. 21)
DE J.J. Watt (Defense, Dec. 19)

2014

DE J.J. Watt (Defense, Oct. 1)
DE J.J. Watt (Defense, Nov. 19)
QB Ryan Fitzpatrick (Offense, Dec. 3)
K Randy Bullock (Special Teams, Dec. 24)

NFL Rookie of the Week

2003

WR Andre Johnson (Sept. 28)

RB Domanick Williams (Oct. 19)
RB Domanick Williams (Oct. 26)
RB Domanick Williams (Nov. 2)
RB Domanick Williams (Nov. 9)
WR Andre Johnson (Nov. 16)
RB Domanick Williams (Nov. 30)

2011

QB T.J. Yates (Dec. 13)

NFL Rookie of the Month

2003: RB Domanick Williams (Oct.)
2006: LB DeMeco Ryans (Dec.)
2007: DT Amobi Okoye (Sept.)
2008: RB Steve Slaton (Dec.)
2009: LB Brian Cushing (Nov.)
LB Brian Cushing (Dec.)
2013: WR DeAndre Hopkins (Sept.)

NFL Rookie of the Year

2003: RB Domanick Williams

NFL Coach of the Week

2002: Dom Capers (Sept. 8)
2003: Dom Capers (Sept. 28)

NFL Alumni Player of the Year

2005: KR Jerome Mathis (Kick Returner)
2006: WR Andre Johnson (Wide Receiver)
2007: DE Mario Williams (Defensive Line-man)
2008: WR Andre Johnson (Wide Receiver)
2009: WR Andre Johnson (Wide Receiver)

NFL Players Association Rookie of the Week

2008: RB Steve Slaton (Oct. 5)

College & Pro Football News Weekly All-Pro

2002: CB Aaron Glenn

ESPN.com All-Pro

2003: P Chad Stanley
2008: WR Andre Johnson

ESPN.com All-Rookie

2004: CB Dunta Robinson

FedEx Air Player of the Week

2010: QB Matt Schaub (Week 2)
2012: QB Matt Schaub (Week 11)
2014: QB Ryan Fitzpatrick (Week 13)

FedEx Ground Player of the Week

2010: RB Arian Foster (Week 1)
RB Arian Foster (Week 17)

GMC Never Say Never Moment of the Week

2013: Week 1, ILB Brian Cushing game-tying INT return at San Diego



Madden Most Valuable Protectors

2011: Week 7 (LT Duane Brown, LG Wade Smith, C Chris Myers, RG Mike Brisiel, RT Eric Winston)
 2012: Week 4 (LT Duane Brown, LG Wade Smith, C Chris Myers, RG Antoine Caldwell, RT Derek Newton)
 2012: Week 13 (LT Duane Brown, LG Wade Smith, C Chris Myers, RG Ben Jones, RT Ryan Harris)

Football Digest All-Pro

2002: CB Aaron Glenn (2nd team)
 2004: WR Andre Johnson (2nd team)

KFFL All-Rookie Team

2003: RB Domanick Williams
 WR Andre Johnson

Mickey Herskowitz Award

2004: QB David Carr
 2005: CB Dunta Robinson
 2006: DE N.D. Kalu
 2007: LT Ephraim Salaam
 2008: WR Andre Johnson

Pro Football Weekly/PFWA Defensive Most Valuable Player

2012: DE J.J. Watt
 2014: DE J.J. Watt

Pro Football Weekly/PFWA All-NFL

2005: KR Jerome Mathis
 2008: WR Andre Johnson
 2009: WR Andre Johnson
 LB Brian Cushing
 2011: CB Johnathan Joseph
 2012: LT Duane Brown
 DE J.J. Watt
 2013: DE J.J. Watt
 2014: DE J.J. Watt

Pro Football Weekly All-AFC

2002: CB Aaron Glenn
 DE Gary Walker
 2005: KR Jerome Mathis
 2011: LT Duane Brown
 ILB Brian Cushing
 CB Johnathan Joseph

Pro Football Weekly All-Rookie

2002: QB David Carr
 2003: RB Domanick Davis
 WR Andre Johnson
 2005: KR Jerome Mathis
 2006: TE Owen Daniels
 LB DeMeco Ryans
 2007: DT Amobi Okoye
 2008: LB Xavier Adibi
 2009: LB Brian Cushing
 2011: DE J.J. Watt
 2013: WR DeAndre Hopkins

Pro Football Weekly Most Improved

2010: RB Arian Foster

Pro Football Weekly Rookie of the Year

2004: CB Dunta Robinson (Defense)
 2006: LB DeMeco Ryans (Defense)
 2009: LB Brian Cushing (Defense)

Sports Illustrated All-Pro Team

2005: KR Jerome Mathis
 2008: WR Andre Johnson
 2011: RT Eric Winston

SI.com Coordinator of the Year

2011: Wade Phillips, Defensive Coordinator

Sporting News All-Rookie Team

2008: LB Xavier Adibi
 2009: LB Brian Cushing

Sporting News All-Pro

2002: CB Aaron Glenn
 2005: KR Jerome Mathis
 2008: DE Mario Williams
 WR Andre Johnson
 2009: WR Andre Johnson
 2010: RB Arian Foster
 WR Andre Johnson

Sporting News Coordinator of the Year

2011: Wade Phillips, Defensive Coordinator

Sporting News Defensive Player of the Year

2014: DE J.J. Watt

CNN/ESPN Peter King's Player of the Week

2008:
 QB Matt Schaub (Offense, Dec. 7)
 WR Jacoby Jones (Special Teams, Oct. 26)
 WR Andre Johnson (Offense, Dec. 14)

ESPN ESPY'S

2011:
 RB Arian Foster (Strongest Performance)

Touchdown Club Player of the Year

2004: WR Andre Johnson
 2005: RB Domanick Davis
 2006: WR Andre Johnson
 2007: LB DeMeco Ryans
 2008: WR Andre Johnson

USA Today All-Joe Team

2002: DT Seth Payne
 2003: T Chester Pitts
 DE Corey Sears
 2004: G Chester Pitts
 P Chad Stanley
 2005: RB Jonathan Wells
 2006: DE Anthony Weaver
 2007: LB Morlon Greenwood
 CB Von Hutchins
 T Eric Winston

2008: FB Vonta Leach
 CB Antwaun Molden
 WR Kevin Walter
 G Mike Brisiel
 2009: SS Bernard Pollard
 2011: RG Mike Brisiel
 OLB Connor Barwin
 LT Duane Brown
 RB Ben Tate
 DE J.J. Watt
 2012: OLB Bryan Braman
 FB James Casey

Houston Texans MVP

2005: RB Domanick Williams
 2006: WR Andre Johnson
 2007: LB DeMeco Ryans
 2008: WR Andre Johnson
 2009: WR Andre Johnson
 2010: RB Arian Foster
 WR Andre Johnson
 2011: ILB Brian Cushing
 2012: DE J.J. Watt
 2013: WR Andre Johnson
 2014: DE J.J. Watt

Houston Texans Rookie of the Year

2004: CB Dunta Robinson
 2005: WR Jerome Mathis
 2006: LB DeMeco Ryans
 2007: CB Fred Bennett
 2008: RB Steve Slaton
 2009: LB Brian Cushing
 2010: DT Earl Mitchell
 2011: DE J.J. Watt
 2012: G Ben Jones
 2013: WR DeAndre Hopkins
 2014: RB Alfred Blue

Mark Bruener Award

2004: DT Seth Payne
 2005: TE Mark Bruener
 2006: TE Mark Bruener
 2007: TE Mark Bruener
 2008: TE Mark Bruener
 2009: LB DeMeco Ryans
 2011: LB DeMeco Ryans
 2012: C Chris Myers
 2013: C Chris Myers
 2014: C Chris Myers
 * Known as the Spirit of the Bull Award prior to 2009.

Ed Block Courage Award

2002: CB Jason Bell
 2003: CB Aaron Glenn
 2004: DT Seth Payne
 2005: WR Jabar Gaffney
 2006: LB Kailee Wong
 2007: DE Anthony Weaver
 2008: WR Harry Williams
 2009: LB Zac Diles
 2010: TE Joel Dreessen
 2011: LB DeMeco Ryans
 2012: QB Matt Schaub
 2013: ILB Brian Cushing
 2014: G David Quessenberry



TEXANS DRAFT HISTORY

2002				
Rd	Pick	Player	College	Pos.
1	1	David Carr	Fresno State	QB
2	33	Jabar Gaffney	Florida	WR
2	50	Chester Pitts	San Diego State	T
3	66	Fred Weary	Tennessee	G
3	83	Charles Hill	Maryland	DT
4	99	Jonathan Wells	Ohio State	RB
5	136	Jarrod Baxter	New Mexico	FB
5	153	Ramon Walker	Pittsburgh	FS
6	173	DeMarcus Faggins	Kansas State	CB
6	190	Howard Green	LSU	DT
7	229	Greg White	Minnesota	LB
7	261	Ahmad Miller	UNLV	DT
Supplemental Draft				
6		Milford Brown	Florida State	G

2003				
Rd	Pick	Player	College	Pos.
1	3	Andre Johnson	Miami	WR
2	41	*Bennie Joppru	Michigan	TE
3	67	Antwan Peek	Cincinnati	LB
3	75	Seth Wand	NW Missouri St.	T
3	88	Dave Ragone	Louisville	OB
4	104	Domanick Davis	LSU	RB
6	192	Drew Henson	Michigan	OB
6	214	Keith Wright	Missouri	DT
7	217	Curry Burns	Louisville	SS
7	233	Chance Pearce	Texas A&M	LS
Supplemental Draft				
2		Tony Hollings	Georgia Tech	RB

2004				
Rd	Pick	Player	College	Pos.
1	10	Dunta Robinson	South Carolina	CB
1	27	Jason Babin	Western Michigan	LB
4	122	Glenn Earl	Notre Dame	SS
6	170	Vontez Duff	Notre Dame	CB
6	175	Jammal Lord	Nebraska	FS
6	200	Charlie Anderson	Mississippi	LB
7	210	Raheem Orr	Rutgers	LB
7	211	Sloan Thomas	Texas	WR
7	248	B.J. Symons	Texas Tech	OB

2005				
Rd	Pick	Player	College	Pos.
1	16	Travis Johnson	Florida State	DT
3	73	Vernand Morency	Oklahoma State	RB
4	114	Jerome Mathis	Hampton	WR
5	151	Drew Hodgdon	Arizona State	C
6	188	C.C. Brown	La.-Lafayette	SS
7	227	Kenneth Pettway	Grambling State	LB

2006				
Rd	Pick	Player	College	Pos.
1	1	Mario Williams	North Carolina St.	DE
2	33	DeMeco Ryans	Alabama	LB
3	65	Charles Spencer	Pittsburgh	T
3	66	Eric Winston	Miami	T
4	98	Owen Daniels	Wisconsin	TE
6	170	Wali Lundy	Virginia	RB
7	251	David Anderson	Colorado State	WR

2007				
Rd	Pick	Player	College	Pos.
1	10	Amobi Okoye	Louisville	DT
3	73	Jacoby Jones	Lane College	WR
4	123	Fred Bennett	South Carolina	CB
5	144	*Brandon Harrison	Stanford	S
5	163	Brandon Frye	Virginia Tech	T
6	183	Kasey Studdard	Texas	G
7	218	Zac Diles	Kansas State	LB

2008				
Rd	Pick	Player	College	Pos.
1	26	Duane Brown	Virginia Tech	T
3	79	Antwaun Molden	Eastern Kentucky	CB
3	89	Steve Slaton	West Virginia	RB
4	118	Xavier Adibi	Virginia Tech	LB
5	151	Frank Okam	Texas	DT
6	173	Dominique Barber	Minnesota	S
7	223	Alex Brink	Washington State	OB

2009				
Rd	Pick	Player	College	Pos.
1	15	Brian Cushing	USC	LB
2	46	Connor Barwin	Cincinnati	DE
3	77	Antoine Caldwell	Alabama	C
4	112	Glover Quin	New Mexico	CB
4	122	Anthony Hill	North Carolina St.	TE
5	152	James Casey	Rice	TE
6	188	Brice McCain	Utah	CB
7	223	*Troy Nolan	Arizona State	S

2010				
Rd	Pick	Player	College	Pos.
1	20	Kareem Jackson	Alabama	CB
2	58	*Ben Tate	Auburn	RB
3	81	Earl Mitchell	Arizona	DT
4	102	Darryl Sharpton	Miami	LB
4	118	Garrett Graham	Wisconsin	TE
5	144	Sherrick McManis	Northwestern	CB
6	187	Shelley Smith	Colorado State	G
6	197	*Trindon Holliday	LSU	WR
7	227	Dorin Dickerson	Pittsburgh	WR

2011				
Rd	Pick	Player	College	Pos.
1	11	J.J. Watt	Wisconsin	DE
2	42	Brooks Reed	Arizona	OLB
2	60	Brandon Harris	Miami	CB
4	127	Roc Carmichael	Virginia Tech	CB
5	144	Shiloh Keo	Idaho	S
5	152	T.J. Yates	North Carolina	QB
7	214	Derek Newton	Arkansas State	T
7	254	Cheta Ozougwu	Rice	OLB

2012				
Rd	Pick	Player	College	Pos.
1	26	Whitney Mercilus	Illinois	OLB
3	68	DeVier Posey	Ohio State	WR
3	76	Brandon Brooks	Miami (Ohio)	G
4	99	Ben Jones	Georgia	C
4	121	Keshawn Martin	Michigan State	WR
4	126	Jared Crick	Nebraska	DE
5	161	*Randy Bullock	Texas A&M	K
6	195	Nick Mondek	Purdue	T

2013				
Rd	Pick	Player	College	Pos.
1	27	DeAndre Hopkins	Clemson	WR
2	58	D.J. Swearinger	South Carolina	SS
3	89	*Brennan Williams	North Carolina	T
3	95	Sam Montgomery	LSU	OLB
4	124	*Trevardo Williams	Connecticut	OLB
6	176	*David Quessenberry	San Jose State	T
6	195	*Alan Bonner	Jacksonville State	WR
6	198	Chris Jones	Bowling Green	DT
6	198	Ryan Griffin	Connecticut	TE

2014				
Rd	Pick	Player	College	Pos.
1	1	*Jadeveon Clowney	South Carolina	DE (OLB)
2	33	Xavier Su'a-Filo	UCLA	G
3	65	C.J. Fiedorowicz	Iowa	TE
3	83	*Louis Nix III	Notre Dame	NT
4	135	Tom Savage	Pittsburgh	QB
6	177	Jeffrey Pagan	Alabama	DE
6	181	Alfred Blue	LSU	RB
6	211	Jay Prosch	Auburn	FB
7	216	Andre Hal	Vanderbilt	CB
7	256	*Lonnie Ballentine	Memphis	S

2015				
Rd	Pick	Player	College	Pos.
1	16	Kevin Johnson	Wake Forest	CB
2	43	Benardrick McKinney	Mississippi St.	LB
3	70	Jaelen Strong	Arizona St.	WR
5	175	Keith Humphery	Michigan St.	WR
6	211	Reshard Clift	South Florida	LB
6	216	Christian Covington	Rice	DT
7	235	Kenny Hilliard	LSU	RB

Bold indicates made active roster that season

* Indicates placed on injured reserve



2002 FINAL STATISTICS (4-12)

Date	W/L	Score	Opponent	Attendance	RUSHING	No.	Yds	Avg	Long	TD
9/8	W	19-10	Dallas	69,604*	Wells	197	529	2.7	37	3
9/15	L	3-24	at San Diego	56,098	Allen	155	519	3.3	32	0
9/22	L	3-23	Indianapolis	69,204*	Carr	59	282	4.8	20	3
9/29	L	17-35	at Philadelphia	64,867*	Baxter	7	14	2.0	6	0
10/13	L	24-31	Buffalo	70,120*	J. Lewis	3	8	2.7	5	0
10/20	L	17-34	at Cleveland	73,248*	Stanley	1	6	6.0	6	0
10/27	W	21-19	at Jacksonville	53,721	Bradford	2	-11	-5.5	0	0
11/3	L	3-38	Cincinnati	69,827*	TEXANS	424	1,347	3.2	37	6
11/10	L	10-17	at Tennessee	68,804*	OPPONENTS	509	2,089	4.1	70	14
11/17	L	21-24	Jacksonville	69,711*						
11/24	W	16-14	N.Y. Giants	70,054*	RECEIVING	No.	Yds	Avg	Long	TD
12/1	L	3-19	at Indianapolis	56,820*	B. Miller	51	613	12.0	42	3
12/08	W	24-6	at Pittsburgh	58,551*	Allen	47	302	6.4	21	0
12/15	L	19-23	Baltimore	70,108*	Bradford	45	697	15.5	81	6
12/22	L	10-26	at Washington	70,291	Gaffney	41	483	11.8	27	1
12/29	L	3-13	Tennessee	70,694*	Dawson	21	286	13.6	28	0

*Sellouts

TEAM STATISTICS				Texans	Opponents								
TOTAL FIRST DOWNS				208	291								
Rushing				59	116								
Passing				119	155								
Penalty				30	20								
3rd Down: Made / Att.				59/229	83/234								
3rd Down Pct.				25.8	35.5								
4th Down: Made / Att.				5/14	6/12								
4th Down Pct.				35.7	50.0								
TIME OF POSSESSION				28:06	31:54								
TOTAL NET YARDS				3,572	5,230								
Avg. Per Game				223.3	326.9								
Total Plays				947	1,056								
Avg. Per Play				3.8	5.0								
NET YARDS RUSHING				1,347	2,089								
Avg. Per Game				84.2	130.6								
Total Rushes				424	509								
Avg. Per Play				3.2	4.1								
NET YARDS PASSING				2,225	3,141								
Avg. Per Game				139.1	196.3								
Sacked / Yards Lost				76/411	35/237								
Gross Yards				2,636	3,378								
Att. / Completions				447/235	512/281								
Completion Pct.				52.6	54.9								
Had Intercepted				15	10								
PUNTS / AVERAGE				116/40.7	98/39.7								
NET PUNTING AVG.				116/36.8	98/33.1								
PENALTIES / YARDS				136/1,011	102/955								
FUMBLES / BALL LOST				34/14	23/11								
TOUCHDOWNS				22	40								
Rushing				6	14								
Passing				11	23								
Returns				5	3								

SCORE BY PERIODS				1	2	3	4	OT	Total
TEXANS				37	56	51	69	0	213
OPPONENTS				74	114	66	102	0	356

SCORING				TD	Ru	Pa	Rt	PAT	FG	SAF	TP
K. Brown				0	0	0	0	20/20	17/24	0	71
Bradford				6	0	6	0	0/0	0/0	0	36
Carr				3	3	0	0	0/0	0/0	0	18
Miller				3	0	3	0	0/0	0/0	0	18
Wells				3	3	0	0	0/0	0/0	0	18
Glenn				2	0	0	2a	0/0	0/0	0	12
Gaffney				1	0	1	0	0/0	0/0	0	8
Baxter				1	0	1	0	0/0	0/0	0	6
Black				1	0	0	1c	0/0	0/0	0	6
Williams				1	0	0	1d	0/0	0/0	0	6
Wright				1	0	0	1b	0/0	0/0	0	6
Allen				0	0	0	0	0/0	0/0	0	2
McClain				0	0	0	0	0/0	0/0	1	2
Payne				0	0	0	0	0/0	0/0	1	2
TEXANS				22	6	11	5	20/20	17/24	3	213
OPPONENTS				40	14	23	3*	38/38	24/34	2	356

* - Fumble recovery by Raylee Johnson (9/15 at SD); Kickoff return by Andre Davis, 95 yards (10/20 at CLEV); Interception return by Artrell Hawkins, 102 yards (11/3 at HOU); a - Interception returns of 70 and 65 yards (12/8 at PIT); b - Fumble recovery of 40 yards (12/8 at PIT); c - Punt return of 76 yards (12/15 vs. BAL); d - Recovery of blocked punt (12/22 at WASH)

PASSING				Att	Comp	Yds	Cmp%	Yds/Att	TD	TD%	Int	Int%	Long	Sack/Lost	Rating
Carr				444	233	2,592	52.5	5.84	9	2.0	15	3.4	81	76/411	62.8
Allen				2	1	5	50.0	2.50	1	50.0	0	0.0	5t	0/0	95.8
Gaffney				1	1	39	100.0	39.00	1	100.0	0	0.0	39t	0/0	158.3
TEXANS				447	235	2,636	52.6	5.90	11	2.5	15	3.4	81	76/411	64.7
OPPONENTS				512	281	3,378	54.9	6.60	23	4.5	10	2.0	57t	35/237	82.1



2002 FINAL STATISTICS (4-12)

DEFENSIVE STATISTICS

Based on Coaches Film Review

TACKLES	Solo	Asst	Total	Sck-Yrds	QB Press	INT-Yards	Pass Def.	Forced Fumbles	Fumble Recovery
Foreman, Jay	110	83	193	0.0-0	3	0-0	4	1	0
Sharper, Jamie	91	87	178	5.5-27	8	0-0	5	2	3
Payne, Seth	57	90	147	1.0-4	11	0-0	0	0	0
Stevens, Matt	47	70	117	0.0-0	0	1-0	0	0	0
Walker, Gary	46	69	115	6.5-33	42	0-0	0	1	1
Deloach, Jerry	30	73	103	1.0-10	11	0-0	0	0	0
Brown, Eric	52	43	95	0.5-3	1	2-7	7	1	0
Coleman, Marcus	56	34	90	0.0-0	0	1-0	30	0	2
Wong, Kailee	44	45	89	5.5-22	27	0-0	2	1	0
Glenn, Aaron	45	27	72	1.0-10	1	5-181	16	0	0
Posey, Jeff	43	28	71	8.0-77	22	1-0	1	2	0
Mitchell, Keith	25	23	48	1.0-7	4	0-0	0	1	0
Sears, Corey	12	35	47	1.0-9	7	0-0	0	0	0
Wright, Kenny	24	10	34	1.0-13	3	0-0	9	0	1
Williams, Kevin	13	9	22	0.0-0	0	0-0	0	0	0
Simmons, Jason	9	5	14	1.0-10	4	0-0	2	0	1
Walker, Ramon	2	3	5	0.0-0	0	0-0	0	0	0
Carter, Chris	1	3	4	1.0-9	0	0-0	0	0	0
Hill, Charles	0	3	3	0.0-0	0	0-0	0	0	0
Dennis, Pat	0	1	1	0.0-0	0	0-0	0	0	0
Flowers, Erik	1	0	1	0.0-0	0	0-0	1	0	0
Bell, Jason	0	0	0	0.0-0	0	0-0	2	0	0
McClain, Jimmy	0	0	0	0.0-0	0	0-0	0	0	0
TEAM	0	0	0	1.0-3	0	0-0	0	0	0
Total	708	741	1,449	35.0-237	144	10-188	79	9	8

SPECIAL TEAMS STATISTICS

SPECIAL TEAMS	Solo	Asst	Total	Blocks Punt	Forced Fumbles	Fumble Recovery
Bell, Jason	14	2	16	0	0	1
Evans, Troy	10	4	14	0	0	1
Simmons, Jason	2	2	4	0	1	0
Carter, Chris	9	3	12	0	0	0
Foreman, Jay	9	1	10	0	0	0
Murphy, Frank	8	1	9	0	0	0
Walker, Ramon	7	2	9	0	1	0
McClain, Jimmy	4	4	8	1	0	0
Wright, Kenny	5	3	8	0	0	0
Williams, Kevin	7	0	7	0	0	0
Flowers, Erik	5	1	6	0	0	0
Norris, Moran	2	4	6	0	0	0
Posey, Jeff	6	0	6	0	0	0
Brown, Eric	2	3	5	0	0	0
Dennis, Pat	3	2	5	0	0	0
Lamar, Jason	4	1	5	0	0	0
McDermott, Sean	3	2	5	0	0	0
Coleman, Marcus	2	0	2	0	0	0
Dawson, JaJuan	2	0	2	0	0	0
Allen, James	1	0	1	0	0	0
Black, Avion	1	0	1	0	0	0
Bradford, Corey	1	0	1	0	0	0
Miller, Billy	1	0	1	0	0	1
Stanley, Chad	1	0	1	0	0	0
Stevens, Matt	1	0	1	0	0	0
Total	110	35	155	1	2	3



2003 FINAL STATISTICS (5-11)

Date	W/L	Score	Opponent	Attendance	RUSHING	No.	Yds	Avg	Long	TD
9/07	W	21-20	at Miami	73,010*	Davis	238	1,031	4.3	51	8
9/14	L	10-31	at New Orleans	68,390*	Mack	93	253	2.7	13	4
9/21	L	14-42	Kansas City	70,487*	Carr	27	151	5.6	36	2
9/28	W	24-20	Jacksonville	70,041*	Hollings	38	102	2.7	17	0
10/12	L	17-38	at Tennessee	68,809*	Ragone	6	51	8.5	14	0
10/19	L	14-19	N.Y. Jets	70,623*	Banks	6	27	4.5	13	0
10/26	L	21-30	at Indianapolis	56,132*	Wells	5	14	2.8	10	0
11/02	W	14-10	Carolina	70,052*	Gaffney	1	13	13.0	13	0
11/09	L	27-34	at Cincinnati	50,437	Stanley	1	12	12.0	12	0
11/16	W	12-10	at Buffalo	72,677*	Simmons	1	7	7.0	7	0
11/23	L	20-23 OT	New England	70,719*	Johnson	5	-10	-2.0	11	0
11/30	W	17-13	Atlanta	70,388*	TEXANS	421	1,651	3.9	51	14
12/07	L	0-27	at Jacksonville	43,363	OPPONENTS	533	2,370	4.4	64	15
12/14	L	3-16	at Tampa Bay	65,124*						
12/21	L	24-27	Tennessee	70,758*	RECEIVING	No.	Yds	Avg	Long	TD
12/28	L	17-20	Indianapolis	70,680*	Johnson	66	976	14.8	46t	4

*Sellouts

TEAM STATISTICS

TOTAL FIRST DOWNS	237	336	Bradford	24	460	19.2	78t	4	
Rushing	86	130	Mack	9	55	6.1	10	0	
Passing	127	179	Holloway	8	84	10.5	33	0	
Penalty	24	27	Armstrong	7	75	10.7	18	1	
3rd Down: Made / Att.	63/204	89/222	Norris	7	40	5.7	11	0	
3rd Down Pct.	30.9	40.1	Hollings	2	25	12.5	19	0	
4th Down: Made / Att.	9/14	10/14	Wells	2	17	8.5	12	0	
4th Down Pct.	64.3	71.4	Coleman	1	6	6.0	6	0	
TIME OF POSSESSION	27:39	32:21	Ragone	1	-5	-5.0	-5	0	
TOTAL NET YARDS	4,306	6,082	TEXANS	248	2,841	11.5	78t	14	
Avg. Per Game	269.1	380.1	OPPONENTS	297	3,835	12.9	84t	22	
Total Plays	896	1,054							
Avg. Per Play	4.8	5.8	INTERCEPTIONS	No.	Yds	Avg	Long	TD	
NET YARDS RUSHING	1,651	2,370	Coleman	7	95	13.6	41	0	
Avg. Per Game	103.2	148.1	Wright	3	-2	-7	0	0	
Total Rushes	421	533	McCree	1	95	95.0	95t	1	
Avg. Per Play	3.9	4.4	Stevens	1	12	12.0	12	0	
NET YARDS PASSING	2,655	3,712	E. Brown	1	5	5.0	5	0	
Avg. Per Game	165.9	232.0	Glenn	1	0	0.0	0	0	
Sacked / Yards Lost	36/186	19/123	TEXANS	14	205	14.6	95t	1	
Gross Yards	2,841	3,835	OPPONENTS	18	207	11.5	51t	3	
Att. / Completions	439/248	502/297							
Completion Pct.	56.5	59.2	PUNTING	No.	Yds	Avg	Long	TD	
Had Intercepted	18	14	Stanley	97	4,028	41.5	36.7	3	
PUNTS / AVERAGE	97/41.5	75/41.7	TEXANS	97	4,028	41.5	36.7	3	
NET PUNTING AVG.	36.7	35.8	OPPONENTS	75	3,130	41.7	35.8	9	
PENALTIES / YARDS	121/961	96/767							
FUMBLES / BALL LOST	18/9	18/8	PUNT RETURNS	Ret	FC	Yds	Avg	Long	TD
TOUCHDOWNS	29	42	Moses	36	7	244	6.8	40	0
Rushing	14	15	Gaffney	4	1	22	5.5	15	0
Passing	14	22	TEXANS	40	8	266	6.7	40	0
Returns	1	5	OPPONENTS	43	37	407	9.5	73t	1

SCORE BY PERIODS

TEXANS							23	87	84	61	0	255	KICKOFF RETURNS																	
OPPONENTS							64	115	73	125	3	380	Moses							58	1,355	23.4	70	0						
													Hollings							8	142	17.8	30	0						
													Norris							5	71	14.2	19	0						
SCORING							TD	Ru	Pa	Rt	PAT	FG	SAF	TP	Davis							3	61	20.3	28	0				
Brown							0	0	0	0	27/27	18/22	0	81	Vaughn							3	47	15.7	22	0				
Davis							8	8	0	0	0/0	0/0	0	48	Wells							2	24	12.0	14	0				
Bradford							4	0	4	0	0/0	0/0	0	24	T.Martin							1	0	0.0	0	0				
Johnson							4	0	4	0	0/0	0/0	0	24	TEXANS							80	1,700	21.3	70	0				
Mack							4	4	0	0	0/0	0/0	0	24	OPPONENTS							53	1,149	21.7	49	0				
Miller							3	0	3	0	0/0	0/0	0	18																
Carr							2	2	0	0	0/0	0/0	0	12	FIELD GOALS							1-19	20-29	30-39	40-49	50+				
Gaffney							2	0	2	0	0/0	0/0	0	12	K. Brown							1/1	3/3	8/8	5/6	1/4				
Armstrong							1	0	1	0	0/0	0/0	0	6	TEXANS							1/1	3/3	8/8	5/6	1/4				
McCree							1	0	0*	1	0/0	0/0	0	6	OPPONENTS							0/0	13/14	10/12	5/9	0/0				
TEXANS							29	14	14	1	27/27	18/22	0	255																
OPPONENTS							42	15	22	5#	40/40	28/35	2	380	K. Brown:							36G.	43N.	50G.	54N.	23G.	24G.	35G(30G)(1)	48G.	50N

* McCree 95-yd int return, vs. TENN (12/21); # D. Rogers 40-yd int return, at NO (9/14); D. Hall 73-yd punt return, vs. KC (9/21); S. Harts 39-yd int return, vs. KC (9/21); A. Dyson 51-yard int return, at TEN (10/12); S. Rolle 61-yard fumble return, vs. TENN (12/21)

PASSING	Att	Comp	Yds	Cmp%	Yds/Att	TD	TD%	Int	Int%	Long	Sack/Lost	Rating
Carr	295	167	2,013	56.6	6.82	9	3.1	13	4.4	78t	15/90	69.5
Banks	102	61	693	59.8	6.79	5	4.9	3	2.9	46t	13/57	84.3
Ragone	40	20	135	50.0	3.38	0	0.0	1	2.5	24	8/39	47.4
Gaffney	1	0	0	0.0	0.00	0	0.0	0	0.0	0	0/0	39.6
TEXANS	439	248	2,841	56.5	6.47	14	3.2	18	4.1	78t	36/186	69.7
OPPONENTS	502	297	3,835	59.2	7.64	22	4.4	14	2.8	84t	19/123	86.2

2003 FINAL STATISTICS (5-11)

DEFENSIVE STATISTICS

Based on Coaches Film Review

TACKLES	Solo	Asst	Total	Sck-Yrds	QB Press	INT-Yards	Pass Def.	Forced Fumbles	Fumble Recovery
Sharper, Jamie	117	78	195	4.0-19	3	0-0	2	3	0
Foreman, Jay	107	73	180	2.0-3	3	0-0	2	1	2
Brown, Eric	74	46	120	0.5-6	0	1-5	2	3	0
DeLoach, Jerry	43	66	109	0.0-0	9	0-0	2	0	0
Martin, Steve	46	46	92	1.0-6	13	0-0	3	0	0
Wong, Kallie	51	35	86	3.0-14	26	0-0	4	1	0
Coleman, Marcus	55	22	77	0.0-0	1	7-95	23	1	0
Sears, Corey	30	45	75	1.0-10	7	0-0	0	0	1
McCree, Marlon	31	28	59	0.0-0	0	1-95	3	0	0
Wright, Kenny	38	15	53	1.0-9	1	3--2	14	0	0
Ioane, Junior	21	31	52	0.5-2	9	0-0	0	0	0
Stevens, Matt	25	14	39	0.0-0	0	1-12	3	0	1
Foley, Steve	21	9	30	1.0-9	4	0-0	1	0	0
Glenn, Aaron	23	6	29	0.0-0	0	1-0	16	0	0
Clemons, Charlie	17	11	28	1.0-8	11	0-0	3	0	2
Peek, Antwan	20	8	28	1.0-12	5	0-0	3	0	0
Simmons, Jason	16	7	23	0.0-0	1	0-0	4	0	0
Walker, Gary	13	9	22	0.0-0	10	0-0	1	0	0
Martin, Terrance	6	11	17	0.0-0	2	0-0	0	0	0
Payne, Seth	6	5	11	1.0-7	1	0-0	0	0	0
Faggins, Demarcus	6	5	11	0.0-0	0	0-0	12	0	0
Orr, Shantee	6	3	9	2.0-18	3	0-0	0	0	1
Vaughn, Darrick	7	0	7	0.0-0	0	0-0	2	0	0
Slechta, Jeremy	2	4	6	0.0-0	0	0-0	0	0	0
Bell, Jason	1	0	1	0.0-0	0	0-0	1	0	0
Evans, Troy	1	0	1	0.0-0	0	0-0	0	0	0
Walker, Ramon	1	0	1	0.0-0	0	0-0	0	0	0
Total	784	577	1,361	19.0-117	109	14-205	101	9	7

SPECIAL TEAMS STATISTICS

SPECIAL TEAMS	Solo	Asst	Total	PAT	Blocks Punt	FG	Forced Fumbles	Fumble Recovery
Walker, Ramon	13	4	17	0	1	1	0	0
Bell, Jason	10	5	15	0	0	0	0	0
Evans, Troy	11	4	15	0	0	0	1	0
Simmons, Jason	10	4	14	0	0	0	0	0
Vaughn, Darrick	11	2	13	0	0	0	0	0
Wells, Jonathan	7	6	13	0	0	0	0	0
Norris, Moran	4	4	8	0	0	0	0	0
Wright, Kenny	5	2	7	0	0	0	0	0
McClain, Jimmy	3	3	6	0	0	0	0	0
Brown, Eric	5	1	6	0	0	1	0	0
Foley, Steve	5	0	5	0	0	0	0	0
Brown, Kris	4	0	4	0	0	0	0	0
Faggins, Demarcus	4	0	4	0	0	0	0	0
McCree, Marlon	2	1	3	0	0	0	1	0
Stevens, Matt	3	0	3	0	0	0	0	0
Carroll, Travis	0	3	3	0	0	0	0	0
Pittman, Bryan	2	1	3	0	0	0	0	0
Peek, Antwan	1	1	2	0	0	0	0	0
Orr, Shantee	1	1	2	0	0	0	0	1
Davis, Domanick	1	0	1	0	0	0	0	0
Bradford, Corey	1	0	1	0	0	0	0	0
Clemons, Charlie	1	0	1	0	0	0	0	0
Coleman, Marcus	1	0	1	0	0	0	0	0
Wright, Kenny	1	0	1	0	0	0	0	0
Johnson, Andre	1	0	1	0	0	0	0	0
Murphy, Matt	0	1	1	0	0	0	0	0
Burns, Curry	0	1	1	0	0	0	0	0
Total	107	44	151	0	1	2	2	1



2004 FINAL STATISTICS (7-9)

Date	W/L	Score	Opponent	Attendance	RUSHING	No.	Yds	Avg	Long	TD
9/12	L	20-27	San Diego	70,255*	Davis	302	1,188	3.9	44	13
9/19	L	16-28	at Detroit	61,465	Carr	73	299	4.1	24	0
9/26	W	24-21	at Kansas City	77,433*	Wells	82	299	3.6	14	3
10/3	W	30-17	Oakland	70,741*	Hollings	11	47	4.3	13	0
10/10	L	28-34 OT	Minnesota	70,718*	Gaffney	4	30	7.5	10	0
10/17	W	20-10	at Tennessee	68,932*	Johnson	4	12	3.0	14	0
10/31	W	20-6	Jacksonville	70,502*	Stanley	1	5	5.0	5	0
11/7	L	13-31	at Denver	74,292*	Baxter	2	1	0.5	1	0
11/14	L	14-49	at Indianapolis	56,511*	Simmons	1	1	1.0	1	0
11/21	L	13-16	Green Bay	70,769*	Norris	1	0	0.0	0	0
11/28	W	31-21	Tennessee	70,721*	TEXANS	481	1,882	3.9	44	16
12/5	L	7-29	at N.Y. Jets	77,875	OPPONENTS	417	1,843	4.4	55t	4
12/12	L	14-23	Indianapolis	70,762*						
12/19	W	24-5	at Chicago	62,122*	RECEIVING	No.	Yds	Avg	Long	TD
12/26	W	21-0	at Jacksonville	66,227	Johnson	79	1,142	14.5	54t	6
1/2/05	L	22-14	Cleveland	70,724*	Davis	68	588	8.6	38	1

*Sellouts

TEAM STATISTICS				Texans	Opponents	RUSHING				
TOTAL FIRST DOWNS				300	304	Johnson	79	1,142	14.5	54t
Rushing				103	89	Davis	68	588	8.6	38
Passing				174	194	Gaffney	41	632	15.4	69
Penalty				23	21	Armstrong	29	415	14.3	44
3rd Down: Made/Att				81/211	89/205	Bradford	27	399	14.8	47
3rd Down Pct.				38.4	43.4	Miller	17	178	10.5	27
4th Down: Made/Att				13/21	1/6	Wells	11	79	7.2	28
4th Down Pct.				61.9	16.7	Hollings	5	46	9.2	27
POSSESSION AVG.				29:59	30:01	Bruener	4	52	13.0	27
TOTAL NET YARDS				5128	5,458	Norris	4	13	3.3	7
Avg. Per Game				320.5	341.1	Baxter	1	3	3.0	3
Total Plays				1,001	971	TEXANS	286	3,547	12.4	69
Avg. Per Play				5.1	5.6	OPPONENTS	344	3,776	11.0	80t
NET YARDS RUSHING				1,882	1,843	INTERCEPTIONS				
Avg. Per Game				117.6	115.2	Robinson	6	146	24.3	61
Total Rushes				481	417	Glenn	5	40	8.0	23
NET YARDS PASSING				3,246	3,615	Faggins	3	47	15.7	43t
Avg. Per Game				202.9	225.9	Wong	3	0	0.0	0
Sacked/Yards Lost				49/301	24/161	Coleman	2	116	58.0	102t
Gross Yards				3,547	3,776	McCree	1	24	24.0	24
Att./Completions				471/286	530/344	Peek	1	20	20.0	20
Completion Pct.				60.7	64.9	Simmons	1	0	0.0	0
Had Intercepted				14	22	TEXANS	22	393	17.9	102t
PUNTS/AVERAGE				73/41.2	69/41.7	OPPONENTS	14	157	11.2	77t
NET PUNTING AVG.				73/35.7	69/36.4	PUNTING				
PENALTIES/YARDS				106/928	123/979	No.	Yds	Avg	Long	TD
FUMBLES/BALL LOST				22/11	22/8	Stanley	73	3,009	41.2	35.7
TOUCHDOWNS				37	39	TEXANS	73	3,009	41.2	35.7
Rushing				16	4	OPPONENTS	69	2,880	41.7	36.4
Passing				16	32	PUNT RETURNS				
Returns				5	3	Ret	FC	Yds	Avg	Long
						Moses	36	13	309	8.6

SCORE BY PERIODS				1	2	3	4	OT	Total	KICKOFF RETURNS				
TEXANS				33	101	60	115	0	309	No.	Yds	Avg	Long	TD
OPPONENTS				65	105	85	82	6	339	Moses	59	1,303	22.1	49
										Gaffney	2	31	15.5	27
SCORING				TD	Ru	Pa	Rt	PAT	FG	SAF	TP	Norris	2	25
Brown				0	0	0	0	34/34	17/24	0	85	Washington	2	27
Davis				14	13	1	0	0/0	0/0	0	84	Wells	2	27
Johnson				6	0	6	0	0/0	0/0	0	36	Hollings	1	23
Wells				5	3	2	0	0/0	0/0	0	32	Starling	1	14
Bradford				3	0	3	0	0/0	0/0	0	18	TEXANS	69	1,450
Gaffney				2	0	2	0	0/0	0/0	0	12	Opponents	60	1,386
Anderson-d				1	0	0	1	0/0	0/0	0	6	FIELD GOALS		
Armstrong				1	0	1	0	0/0	0/0	0	6	1-19	20-29	30-39
Coleman-a				1	0	0	1	0/0	0/0	0	6	0/0	7/7	3/5
Faggins-c				1	0	0	1	0/0	0/0	0	6	TEXANS	0/0	7/7
Miller				1	0	1	0	0/0	0/0	0	6	Opponents	0/0	7/7
Peek-e				1	0	0	1	0/0	0/0	0	6	K. Brown:		
Sharper-b				1	0	0	1	0/0	0/0	0	6	(37G,20G) (34G) (28G,49G,49G) (46G,57N, 21G,44G)		
TEXANS				37	16	16	5	32/32	17/24	0	309	() (21G,50G) (38G,21G) (37N) (55N) (40N, 46G,40G) (29G,41B) () ()		
OPPONENTS				39	4	32	3*	37/37	22/29	1	339	(42N,20G) (34B) ()		

a-M. Coleman 102-yd interception return, at KC (9/26); b-J. Sharper 16-yd fumble return, vs. OAK (10/3); c-D. Faggins 43-yd interception return, vs. JAX (10/31); d-C. Anderson 60-yd fumble return, at CHI (12/19); e-A. Peek 66-yd fumble return, at JAX (12/26/04); *E. Drummond 99-yd kickoff return, at DET (9/19); *B. Sanders 37-yd fumble return, at IND (11/14); *V. Hutchins 77-yd interception return, at IND (11/14)

PASSING	Att	Comp	Yds	Cmp%	Yds/Att	TD	TD%	Int	Int%	Long	Sack/Lost	Rating
Carr	442	271	3,425	61.3	7.75	15	3.4	14	3.2	69	43/273	83.6
Gaffney	2	0	0	0.0	0.00	0	0.0	0	0.0	0	0/0	39.6
Banks	1	0	0	0.0	0.00	0	0.0	0	0.0	0	0/0	39.6
TEXANS	445	271	3,425	60.9	7.70	15	3.4	14	3.1	69	43/273	83.0
Opponents	501	324	3,548	64.7	7.08	31	6.2	20	4.0	80t	23/160	89.5



2004 FINAL STATISTICS (7-9)

DEFENSIVE STATISTICS

Based on Coaches Film Review

TACKLES	Solo	Asst	Total	Sck-Yrds	QB Press	INT-Yards	Pass Def.	Forced Fumbles	Fumble Recovery
Sharper, Jamie	113	64	177	2.0-19	19	0-0	5	3	1
Foreman, Jay	67	35	102	0.0-0	2	0-0	0	0	1
Smith, Robaire	38	62	100	3.0-21	22	0-0	6	0	0
Wong, Kailee	65	30	95	5.5-29	39	3-0	2	1	1
Robinson, Dunta	65	20	85	3.0-26	4	6-146	19	3	0
Coleman, Marcus	49	31	80	0-0	0	2-116	8	0	0
Payne, Seth	34	44	78	2.0-16	12	0-0	0	0	0
Walker, Gary	25	52	77	0.5-4	36	0-0	1	1	0
Babin, Jason	51	25	76	4.0-19	45	0-0	1	0	2
Earl, Glenn	32	34	66	0.0-0	0	0-0	1	0	0
Glenn, Aaron	49	10	59	0.0-0	0	5-40	11	0	0
DeLoach, Jerry	19	30	49	0.0-0	2	0-0	1	0	0
Simmons, Jason	35	11	46	0.0-0	2	1-0	0	1	0
Polk, DaShon	26	19	45	1.0-1	0	0-0	0	0	1
Faggins, Demarcus	31	6	37	0.0-0	0	3-47	9	0	0
McCree, Marlon	25	4	29	0.0-0	0	1-24	2	0	0
Sears, Corey	5	11	16	0.0-0	5	0-0	2	0	0
Peek, Antwan	10	2	12	2.0-16	7	1-20	0	1	1
Wright, Kenny	7	1	8	1.0-10	0	0-0	0	0	0
Brown, Eric	3	2	5	0.0-0	0	0-0	0	0	0
Ioane, Junior	0	3	3	0.0-0	1	0-0	0	0	0
Anderson, Charlie	1	0	1	0.0-0	1	0-0	0	0	1
Total	750	496	1,246	24.0-161	197	22-393	68	10	8

SPECIAL TEAMS STATISTICS

SPECIAL TEAMS	Solo	Asst	Total	PAT	Blocks Punt	FG	Forced Fumbles	Fumble Recovery
Peek, Antwan	10	8	18	0	1	0	0	0
Evans, Troy	8	8	16	0	0	0	0	0
Anderson, Charlie	9	4	13	0	0	0	0	0
Wells, Jonathan	7	5	12	0	0	0	0	0
Brown, Eric	8	1	9	0	0	0	0	0
McCree, Marlon	7	2	9	0	0	0	0	0
Polk, DaShon	8	1	9	0	0	0	0	0
Faggins, Demarcus	6	1	7	0	0	0	0	0
Norris, Moran	4	3	7	0	0	0	0	0
Bell, Jason	5	1	6	0	0	0	0	0
Wright, Kenny	4	1	5	0	0	0	0	0
Starling, Kendrick	4	0	4	0	0	0	0	0
Baxter, Jarrod	3	0	3	0	0	0	0	0
Simmons, Jason	3	0	3	0	0	0	0	0
Bradford, Corey	2	0	2	0	0	0	0	0
Brown, Kris	2	0	2	0	0	0	0	0
Hollings, Tony	1	1	2	0	0	0	0	0
Monk, Cunity	2	0	2	0	0	0	0	0
Pittman, Bryan	1	1	2	0	0	0	0	0
Babin, Jason	0	1	1	0	0	0	0	0
Earl, Glenn	1	0	1	0	0	0	0	0
Johnson, Andre	1	0	1	0	0	0	0	0
Orr, Shantee	1	0	1	0	0	0	0	0
Pitts, Chester	1	0	1	0	0	0	0	0
Total	98	38	136	0	1	0	0	0



2005 FINAL STATISTICS (2-14)

Date	W/L	Score	Opponent	Attendance	RUSHING	No.	Yds	Avg	Long	TD
9/11	L	7-22	at Buffalo	71,781*	Davis	230	976	4.2	44	2
9/18	L	7-27	Pittsburgh	70,742*	Wells	90	325	3.6	141	4
10/2	L	10-16	at Cincinnati	65,714*	Carr	56	308	5.5	20	1
10/9	L	20-34	Tennessee	70,430*	Morency	46	184	4.0	251	2
10/16	L	10-42	at Seattle	66,196*	Gaffney	4	13	3.3	10	0
10/23	L	20-38	Indianapolis	70,621*	Johnson	6	10	1.7	5	0
10/30	W	19-16	Cleveland	70,064*	Brown	1	4	4.0	4	0
11/6	L	14-21	at Jacksonville	64,613	Stanley	1	0	0.0	0	0
11/13	L	17-31	at Indianapolis	57,209*	Banks	2	-2	-1.0	-1	0
11/20	L	17-45	Kansas City	70,481*	Bradford	1	-2	-2.0	-2	0
11/27	L	27-33 OT	St. Louis	70,010*	TEXANS	437	1,816	4.2	44	9
12/4	L	15-16	at Baltimore	69,909*	OPPONENTS	506	2,303	4.6	49	21
12/11	L	10-13	at Tennessee	69,149*						
12/18	W	30-19	Arizona	70,024*	RECEIVING	No.	Yds	Avg	Long	TD
12/24	L	20-38	Jacksonville	70,025*	Johnson	63	688	10.9	531	2
1/1	L	17-20 OT	at San Francisco	67,970*	Gaffney	55	492	8.9	29	2
*Sellouts					Davis	39	337	8.6	33	4
					Bradford	34	436	12.8	501	5

TEAM STATISTICS		Texans	Opponents	INTERCEPTIONS		No.	Yds	Avg	Long	TD
TOTAL FIRST DOWNS		243	348	Earl		2	2	1.0	2	0
Rushing		89	123	Sanders		1	29	29.0	29	0
Passing		142	188	Coleman		1	6	6.0	6	0
Penalty		12	37	Brown		1	5	5.0	5	0
3rd Down: Made/Att		75/219	75/196	Evans		1	3	3.0	3	0
3rd Down Pct.		34.2%	38.3%	Robinson		1	1	1.0	1	0
4th Down: Made/Att		8/17	13/20	TEXANS		7	46	6.6	29	0
4th Down Pct.		47.1%	65.0%	OPPONENTS		13	225	17.3	571	3
TIME OF POSSESSION		28:10	31:50	PUNTING		No.	Yds	Avg	Long	TD
TOTAL NET YARDS		4,053	5,824	C. Stanley		77	2,990	38.8	35.7	1
Avg. Per Game		253.3	364.0	TEXANS		77	2,990	38.8	35.7	1
Total Plays		954	1,012	OPPONENTS		62	2,528	40.1	34.4	7
Avg. Per Play		4.2	5.8	PUNT RETURNS		Ret	FC	Yds	Avg	Long
NET YARDS RUSHING		1,816	2,303	Buchanan		12	6	101	8.4	37
Avg. Per Game		113.5	143.9	Mathis		12	0	68	5.7	19
Total Rushes		437	506	Morgan		3	0	30	10.0	23
NET YARDS PASSING		2,237	3,521	Davis		3	1	24	8.0	21
Avg. Per Game		139.8	220.1	TEXANS		30	7	223	7.4	37
Sacked/Yards Lost		68/424	37/206	OPPONENTS		33	27	219	6.6	521
Gross Yards		2,661	3,727	KICKOFF RETURNS		No.	Yds	Avg	Long	TD
Attempts/Completions		449/270	469/304	Mathis		54	1,542	28.6	991	2
Completion Pct.		60.1%	64.8%	Morency		20	437	21.9	31	0
Had Intercepted		13	7	Wells		5	106	21.2	40	0
PUNTS / AVERAGE		77/38.8	63/40.1	Hollings		2	46	23.0	28	0
NET PUNTING AVG.		35.7	34.4	Davis		1	29	29.0	29	0
PENALTIES / YARDS		106/854	105/846	Bruener		1	11	11.0	11	0
FUMBLES / BALL LOST		30/11	24/9	Norris		1	2	2.0	2	0
TOUCHDOWNS		26	50	TEXANS		84	2,173	25.9	991	2
Rushing		9	21	OPPONENTS		55	1,194	21.7	71	0
Passing		15	24	FIELD GOALS		1-19	20-29	30-39	40-49	50+
Returns		2	5	Brown		0/0	9/9	12/17	4/6	1/2

SCORE BY PERIODS		1	2	3	4	OT	Total
TEXANS		40	111	64	45	0	260
OPPONENTS		84	115	83	140	9	431

SCORING	TD	Ru	Pa	Rt	PAT	FG	SAF	TP
Brown	0	0	0	0	24/24	26/34	0	102
Davis	6	2	4	0	0/0	0/0	0	36
Bradford	5	0	5	0	0/0	0/0	1	32
Wells	4	4	0	0	0/0	0/0	0	24
Mathis	3	0	1	2a	0/0	0/0	0	18
Morency	2	2	0	0	0/0	0/0	0	12
Johnson	2	0	2	0	0/0	0/0	0	12
Gaffney	2	0	2	0	0/0	0/0	0	12
Norris	1	0	1	0	0/0	0/0	0	6
Carr	1	1	0	0	0/0	0/0	0	6
TEXANS	26	9	15	2	24/24	26/34	1	260
OPPONENTS	50	21	24	5#	47/47	28/32	0	431

a-89-yd. KO return, vs. Ind. (10/24/05); 99-yd. KO return, vs. K.C. (11/20/05); #M. Reagor 39-yd. FUM return, vs. Ind. (10/24/05); E. Warfield 57-yd. INT return, vs. K.C. (11/20/05); A. Thomas 20-yd. INT return, at Bal. (12/4/05); A. Jones 52-yd. PUNT return, at Tenn. (12/11/05); M. Adams 40-yd. INT return, at SF (1/1/06)

K. Brown: (37G,20G) (34G) (28G,49G,49G) (46G,57N, 21G,44G) () (21G,50G) (38G,21G) (37N) (55N) (40N, 46G,40G) (29G,41B) () () (42N,20G) (34B) 0

Opponents: (48G,29G) (47N) () (35N,50G) () (40G) (44G,49N,36G) (52G) (39N) (49N,23G,39G,46G) () (41G,26G,25G) (30G,43G,44G) (39N,43G) (31N) (45G, 22G, 29G, 45G, 22G)

PASSING	Att	Comp	Yds	Cmp%	Yds/Att	TD	TD%	Int	Int%	Long	Sack/Lost	Rating
Carr	423	256	2,488	60.5	5.88	14	3.3	11	2.6	531	68/ 424	77.2
Banks	25	14	173	56.0	6.92	1	4.0	2	8.0	31	0/0	57.6
D. Davis	1	0	0	0.0	0.00	0	0.0	0	0.0	0	0/0	39.6
TEXANS	449	270	2,661	60.1	5.93	15	3.3	13	2.9	531	68/424	76.0
OPPONENTS	469	304	3,727	64.8	7.95	24	5.1	7	1.5	561	37/206	100.0

2005 FINAL STATISTICS (2-14)

DEFENSIVE STATISTICS

Based on Coaches Film Review

TACKLES	Solo	Asst	Total	Sck-Yrds	QB Press	INT-Yards	Pass Def.	Forced Fumbles	Fumble Recovery
Greenwood, Morlon	87	57	144	2.0-8	6	0-0	4	1	2
Polk, DaShon	75	60	135	3.5-13	6	0-0	1	3	0
Brown, C.C.	61	41	102	0.0-0	1	1-5	4	1	0
Smith, Robaire	60	42	102	1.5-8	10	0-0	3	1	1
Payne, Seth	48	50	98	4.0-18	6	0-0	1	1	0
Robinson, Dunta	69	24	93	1.0-0	1	1-1	21	3	0
Coleman, Marcus	41	25	66	0.0-0	0	1-6	3	0	0
Peek, Antwan	37	20	57	6.0-32	23	0-0	2	2	2
Faggins, Demarcus	37	16	53	0.0-0	0	0-0	14	0	0
Earl, Glenn	26	25	51	0.0-0	3	2-2	7	0	0
Orr, Shantee	34	13	47	7.0-40	14	0-0	1	3	0
Babin, Jason	31	14	45	4.0-27	17	0-0	1	2	0
Walker, Gary	28	17	45	1.0-13	8	0-0	3	2	0
Wong, Kailee	24	21	45	1.0-3	2	0-0	1	0	0
Johnson, Travis	20	24	44	1.0-4	2	0-0	0	0	0
DeLoach, Jerry	12	18	30	1.0-7	0	0-0	0	0	0
Buchanan, Phillip	22	7	29	0.0-0	0	0-0	4	0	0
Simmons, Jason	18	11	29	1.0-6	0	0-0	1	1	1
Ioane, Junior	13	14	27	0.0-0	0	0-0	0	1	0
Evans, Troy	16	10	26	0.0-0	1	1-3	1	0	0
Sanders, Lewis	18	4	22	0.0-0	1	1-29	4	1	0
Malone, Alfred	4	7	11	1.0-2	0	0-0	1	0	0
Anderson, Charlie	6	3	9	1.0-14	1	0-0	1	1	0
Bell, Jason	4	0	4	0.0-0	0	0-0	3	1	0
McKenzie, Chris	3	1	4	1.0-10	0	0-0	1	0	0
Total	794	524	1,318	37.0-205	102	7-46	82	24	6

SPECIAL TEAMS STATISTICS

SPECIAL TEAMS	Solo	Asst	Total	PAT	Blocks Punt	FG	Forced Fumbles	Fumble Recovery
Walker, Ramon	12	6	18	0	1	0	0	1
Anderson, Charlie	11	3	14	0	0	0	0	1
Norris, Moran	7	5	12	0	0	0	1	0
Evans, Troy	8	3	11	0	0	0	0	0
Wells, Jonathan	4	6	10	0	0	0	1	0
Sanders, Lewis	8	2	10	0	0	0	0	0
Orr, Shantee	5	4	9	0	0	0	0	0
Simmons, Jason	6	2	8	0	0	0	0	0
Rivers, Marcellus	7	0	7	0	0	0	0	0
Polk, DaShon	4	1	5	0	0	0	0	0
Chamberlin, Frank	2	3	5	0	0	0	0	0
Bell, Jason	1	3	4	0	0	0	0	0
Pittman, Bryan	3	0	3	0	0	0	0	0
Faggins, Demarcus	2	1	3	0	0	0	0	0
Brown, C.C.	2	1	3	0	0	0	1	0
Anderson, Jason	1	0	1	0	0	0	0	0
Murphy, Matt	1	0	1	0	0	0	0	0
Earl, Glenn	1	0	1	0	0	0	0	0
Bradford, Corey	1	0	1	0	0	0	0	0
Stanley, Chad	1	0	1	0	0	0	0	0
Morency, Vernand	0	0	0	0	0	0	0	1
Total	87	40	127	0	1	0	3	3



2006 FINAL STATISTICS (6-10)

Date	W/L	Score	Opponent	Attendance	RUSHING	No.	Yds	Avg	Long	TD
9/10	L	10-24	Philadelphia	70,180*	Dayne	151	612	4.1	19	5
9/17	L	24-43	at Indianapolis	56,614*	Lundy	124	476	3.8	35	4
9/24	L	15-31	Washington	70,069*	Gado	54	217	4.0	34	1
10/1	W	17-15	Miami	70,071*	Carr	53	195	3.7	16	2
10/15	L	6-34	at Dallas	63,186*	Taylor	28	123	4.4	17	1
10/22	W	27-7	Jacksonville	70,035*	Cook	3	18	6.0	14	0
10/29	L	22-28	at Tennessee	69,143*	Johnson	3	14	4.7	18	0
11/5	L	10-14	at N.Y. Giants	78,485*	Morency	5	13	2.6	12	0
11/12	W	13-10	at Jacksonville	65,918*	Moulds	1	6	6.0	6	0
11/19	L	21-24	Buffalo	70,125*	Rosenfels	4	5	1.3	7	0
11/26	L	11-26	at N.Y. Jets	76,596*	Shepherd	2	5	2.5	6	0
12/3	W	23-14	at Oakland	46,276	Walter	1	3	3.0	3	0
12/10	L	20-26 OT	Tennessee	70,760*	Simmons	1	0	0.0	0	0
12/17	L	7-40	at New England	68,756*	Stanley	1	0	0.0	0	0
12/24	W	27-24	Indianapolis	70,132*	TEXANS	431	1,687	3.9	35	13
12/31	W	14-6	Cleveland	70,097*	OPPONENTS	446	1,956	4.4	39T	16

*Sellouts

TEAM STATISTICS				Texans	Opponents	RECEIVING				No.	Yds	Avg	Long	TD
TOTAL FIRST DOWNS				282	312	Johnson				103	1,147	11.1	53	5
Rushing				106	115	Moulds				57	557	9.8	29	1
Passing				156	174	Daniels				34	352	10.4	33t	5
Penalty				20	23	Lundy				33	204	6.2	15	0
3rd Down: Made / Att.				77/198	88/198	Cook				18	107	5.9	15	0
3rd Down Pct.				38.9	44.4	Walter				17	160	9.4	15	0
4th Down: Made / Att.				9/13	5/11	Gado				16	80	5.0	19	0
4th Down Pct.				69.2	45.5	Dayne				14	77	5.5	13	0
TIME OF POSSESSION				29:14	30:46	Pufzler				13	125	9.6	26	0
TOTAL NET YARDS				4,465	5,400	Bruener				9	62	6.9	25	2
Avg. Per Game				279.1	337.5	Leach				6	61	10.2	19	1
Total Plays				955	979	Taylor				3	40	13.3	24	0
Avg. Per Play				4.7	5.5	Shepherd				3	22	7.3	8	0
NET YARDS RUSHING				1,687	1,956	Anderson				1	27	27.0	27	0
Avg. Per Game				105.4	122.3	Morency				1	6	6.0	6	0
Total Rushes				431	446	Lewis				1	5	5.0	5	0
NET YARDS PASSING				2,778	3,444	TEXANS				329	3,032	9.2	53	14
Avg. Per Game				173.6	215.3	OPPONENTS				328	3,635	11.1	83T	22
Sacked/Yards Lost				43/254	28/191	INTERCEPTIONS				No.	Yds	Avg	Long	TD
Gross Yards				3,042	3,635	Robinson				2	9	4.5	9t	1
Attempts/Completions				481/329	505/328	Faggins				2	0	0.0	0	0
Completion Pct.				68.4%	65.0%	Weaver				1	21	21.0	21	0
Had Intercepted				13	11	McCleon				1	19	19.0	19	0
PUNTS/AVERAGE				76/41.6	65/45.4	Ryans				1	16	16.0	16	0
NET PUNTING AVG.				36.7	37.6	Simmons				1	11	11.0	11	0
PENALTIES/YARDS				90/761	96/792	Earl				1	2	2.0	2	0
FUMBLES/BALL LOST				28/12	16/11	Brown				1	0	0.0	0	0
TOUCHDOWNS				30	42	Greenwood				1	0	0.0	0	0
Rushing				13	16	TEXANS				11	78	7.1	21	1
Passing				14	22	OPPONENTS				13	174	13.4	41	0
Returns				3	4									

SCORE BY PERIODS				1	2	3	4	OT	Total	PUNTING				No.	Yds	Avg	Net	TB	In	Lg	B
TEXANS				55	52	59	101	0	267	Stanley				76	3,161	41.6	36.7	5	15	62	0
OPPONENTS				72	103	86	99	6	366	TEXANS				76	3,161	41.6	36.7	5	15	62	0
										OPPONENTS				65	2,949	45.4	37.6	13	25	75	0

SCORING	TD	Ru	Pa	Rt	PAT	FG	SAF	TP	PUNT RETURNS				Ret	FC	Yds	Avg	Long	TD				
Brown	0	0	0	0	26/27	19/25	0	83	Wynn				12	9	139	11.6	58	0				
Dayne	5	5	0	0	0/0	0/0	1	32	Buchanan				8	2	79	9.9	45	0				
Johnson	5	0	5	0	0/0	0/0	0	30	Shepherd				3	2	24	8.0	14	0				
Daniels	5	0	5	0	0/0	0/0	0	30	Lewis				0	2	0	0	0	0				
Lundy	4	4	0	0	0/0	0/0	1	26	TEXANS				23	15	242	10.5	58	0				
Carr	2	2	0	0	0/0	0/0	0	12	OPPONENTS				36	24	275	7.6	53T	1				
Bruener	2	0	2	0	0/0	0/0	0	12	KICKOFF RETURNS				No	Yds	Avg <td>Long</td> <td>TD</td>	Long	TD					
Moulds	1	0	1	0	0/0	0/0	0	6	Wynn				30	670	22.3	38	0					
Faggins	1	0	0	1b	0/0	0/0	0	6	Shepherd				17	395	23.2	42	0					
Leach	1	0	1	0	0/0	0/0	0	6	Mathis				7	192	27.4	87	0					
Maddox	1	0	0	1c	0/0	0/0	0	6	Buchanan				5	106	21.2	28	0					
Robinson	1	0	0	1a	0/0	0/0	0	6	Lundy				4	67	16.8	23	0					
Gado	1	1	0	0	0/0	0/0	0	6	Anderson				3	90	30.0	38	0					
Taylor	1	1	0	0	0/0	0/0	0	6	Lewis				1	27	27.0	27	0					
TEXANS	30	13	14	3	26/27	19/25	2	267	Alexander				1	18	18.0	18	0					
OPPONENTS	42	16	22	4*	39/40	25/29	0	366	Johnson				1	17	17.0	17	0					
a-D. Robinson 9-yd. INT return, vs. BUF; b-D. Faggins 58-yd. FUM return, at OAK; c-A. Maddox 47-yd. FUM return, vs. CLE; *-T. Brown 40-yd. FUM return, at TEN; *-A. Jones 53-yd. punt return, at TEN; *-K. Morrison 35-yd. FUM return, at OAK; *-E. Hobbs 93-yd. kickoff return, at NE									Johnson									1	17	17.0	17	0
									Bruener									1	8	8.0	8	0
									Cook									1	2	2.0	2	0
									Wong									0	17	0	17	0

a-D. Robinson 9-yd. INT return, vs. BUF; b-D. Faggins 58 yd. FUM return, at OAK; c-A. Maddox 47-yd. FUM return, vs. CLE; *T. Brown 40-yd. FUM return, at TEN; *A. Jones 53-yd. punt return, at TEN; *K. Morrison 35-yd. FUM return, at OAK; *E. Hobbs 93-yd. kickoff return, at NE

FIELD GOALS				1-19	20-29	30-39	40-49	50+	FIELD GOALS							
K. Brown				1/1	4/4	3/5	11/13	0/2	K. Brown: (36G, 43N, 50G, 54N, 23G, 24G, 35G)(30G)() (48G, 50N)							
TEXANS				1/1	4/4	3/5	11/13	0/2	(29G)()() (45G, 33G) (41G, 34G) (19G, 31G) (40G, 52N)()_(38G)							
OPPONENTS				0/0	6/7	9/10	8/9	2/3	(49G) (36G)							
									OPPONENTS: ()(39G)() (29G, 20G) (33G) (39G, 30G) (31G, 29G, 22G)							
									(23G) (40G, 40G) (29N, 44N, 23G, 20G) (21G, 38N, 32G, 37B, 28G)							

PASSING				Att	Comp	Yds	Cmp%	Yds/Att	TD	TD%	Int	Int%	Long	Sack/Lost	Rating
Carr				442	302	2,767	68.3%	6.3	11	2.5%	12	2.7%	53	41/240	82.1
Rosenfels				39	27	265	69.2%	6.8	3	7.7%	1	2.6%	28	1/5	103.0
Lundy				0	0	0	0.0%	0.0%	0	0.0%	0	0.0%	0	1/9	0.0
TEXANS				481	329	3,032	68.4%	6.3	14	2.9%	13	2.7%	53	43/254	83.8
OPPONENTS				505	328	3,635	65.0%	7.2	22	4.4%	11	2.2%	83t	28/191	91.7

2006 FINAL STATISTICS (6-10)

DEFENSIVE STATISTICS

Based on press box stats

TACKLES	Solo	Asst	Total	Sck-Yrds	QB Press	INT-Yards	Pass Def.	Forced Fumbles	Fumble Recovery
D. Ryans	126	30	156	3.5-30.5	9	1 (16)	8	1	1
M. Greenwood	84	26	110	1.0-0	1	1 (0)	4	2	3
D. Robinson	70	13	83	0.0-0	1	2 (9)	14	1	0
C.C. Brown	65	10	75	1.0-10.0	3	1 (0)	7	1	1
G. Earl	57	13	70	2.0-22.0	2	1 (2)	5	1	0
M. Williams	35	12	47	4.5-20.5	5	0-0	4	1	1
J. Simmons	30	8	38	0.0-0	0	1 (11)	2	0	0
L. Sanders	29	8	37	0.0-0	0	0-0	6	0	0
A. Maddox	24	13	37	2.0-9.0	1	0-0	0	0	0
A. Weaver	26	9	35	1.0-3.0	4	1 (21)	7	0	1
D. Faggins	27	3	30	1.0-2.0	1	2 (0)	12	1	2
D. McCleon	21	7	28	0.0-0	0	1 (19)	2	2	1
S. Orr	23	4	27	1.5-7.5	2	0-0	1	0	1
J. Babin	19	6	25	5.0-39.0	7	0-0	0	0	0
N.D. Kalu	16	5	21	2.0-21.0	7	0-0	1	0	0
Th. Johnson	15	4	19	0.0-0	3	0-0	0	0	0
A. Peek	9	5	14	1.0-9.0	2	0-0	0	2	0
S. Payne	10	2	12	1.0-5.0	1	0-0	0	1	0
K. Wong	9	3	12	0.0-0	0	0-0	0	0	0
Tr. Johnson	8	3	11	0.0-0	0	0-0	1	0	0
G. Scott	7	4	11	0.0-0	0	0-0	0	0	0
L. Dalton	8	2	10	1.0-2.0	1	0-0	0	0	0
D. Wynn	4	2	6	0.0-0	0	0-0	0	0	0
C. Anderson	3	2	5	0.0-0	0	0-0	1	0	0
C. Killings	2	3	5	0.0-0	0	0-0	0	0	0
V. Hutchins	2	1	3	0.0-0	0	0-0	0	0	0
P. Buchanan	2	0	2	0.0-0	0	0-0	1	0	0
E. Cochran	2	0	2	0.0-0	0	0-0	0	0	0
A. Malone	1	1	2	0.5-2.5	0	0-0	0	0	0
D. Johnson	1	0	1	0.0-0	0	0-0	0	0	0
D. Polk	1	0	1	0.0-0	0	0-0	0	0	0
T. Evans	0	1	1	0.0-0	0	0-0	0	0	0
Total	736	200	936	28.0-183.0	50	11 (43)	76	13	11

SPECIAL TEAMS STATISTICS

SPECIAL TEAMS	Solo	Asst	Total	PAT	Blocks Punt	FG	Forced Fumbles	Fumble Recovery
T. Evans	11	2	13	0	0	0	0	0
C. Anderson	10	1	11	0	0	0	0	0
D. Polk	6	4	10	0	0	0	0	0
J. Simmons	9	0	9	0	0	0	0	0
K. Walter	8	0	8	0	0	0	0	0
L. Sanders	6	0	6	0	0	0	0	0
S. Orr	5	0	5	0	0	0	0	0
G. Earl	4	1	5	0	0	0	0	0
J. Cook	4	1	5	0	0	0	0	0
C. Taylor	3	0	3	0	0	0	0	0
B. Pittman	2	1	3	0	0	0	0	0
C.C. Brown	2	0	2	0	0	0	0	0
D. Anderson	2	0	2	0	0	0	0	0
D. Wynn	2	0	2	0	0	0	0	0
V. Leach	2	0	2	0	0	0	0	0
A. Peek	2	0	2	0	0	0	0	0
V. Hutchins	2	0	2	0	0	0	0	0
O. Daniels	1	0	1	0	0	0	0	0
D. McCleon	1	0	1	0	0	0	0	0
G. Scott	1	0	1	0	0	0	0	0
O. Daniels	1	0	1	0	0	0	0	0
R. Alexander	1	0	1	0	0	0	0	0
S. Rosenfels	1	0	1	0	0	0	0	0
M. Stone	0	1	1	0	0	0	0	0
J. Babin	0	1	1	0	0	0	0	0
K. Garrett	0	1	1	0	0	0	0	0
S. Payne	0	0	0	1	0	0	0	0
Total	86	13	99	1	0	0	0	0



2007 FINAL STATISTICS (8-8)

Date	W/L	Score	Opponent	Attendance	RUSHING	No.	Yds	Avg	Long	TD
9/9	W	20-3	Kansas City	70,080 *	Dayne	194	773	4.0	39	6
9/16	W	34-21	at Carolina	73,665*	Walker	58	264	4.6	41	1
9/23	L	24-30	Indianapolis	70,765*	Green	70	260	3.7	18	2
9/30	L	16-26	at Atlanta	69,312*	Echemandu	20	85	4.3	20	0
10/7	W	22-19	Miami	70,156*	Schaub	17	52	3.1	12	0
10/14	L	17-37	at Jacksonville	63,715	Rosenfels	21	51	2.4	19	1
10/21	L	36-38	Tennessee	70,734*	Gado	18	46	2.6	7	1
10/28	L	10-35	at San Diego	60,439*	Walter	5	30	6.0	13	0
11/4	W	24-17	at Oakland	49,603	Cook	8	24	3.0	9	0
11/18	W	23-10	New Orleans	70,780*	Leach	2	2	1.0	11	1
11/25	L	17-27	at Cleveland	72,730*	Turk	1	0	0.0	0	0
12/2	L	20-28	at Tennessee	69,143*	Jones	3	-1	-0.3	4	0
12/9	W	28-14	Tampa Bay	70,237*	TEXANS	417	1,586	3.8	41	12
12/13	W	31-13	Denver	70,747*	OPPONENTS	417	1,825	4.4	76	15
12/23	L	15-38	at Indianapolis	57,262*						
12/30	W	42-28	Jacksonville	70,660*						

*Sellouts

TEAM STATISTICS				Texans	Opponents	RECEIVING	No.	Yds	Avg	Long	TD
TOTAL FIRST DOWNS				295	325	Walter	65	800	12.3	46	4
Rushing				96	107	Daniels	63	768	12.2	29	3
Passing				190	197	Johnson	60	851	14.2	77	8
Penalty				9	21	Davis	33	583	17.7	53	3
3rd Down: Made/Att				86/193	83/198	Leach	25	108	4.3	15	2
3rd Down Pct.				44.6%	41.9%	Dayne	17	112	6.6	17	0
4th Down: Made/Att				11/15	8/16	Jones	15	149	9.9	26	0
4th Down Pct.				73.3%	50.0%	Green	14	123	8.8	53	0
Possession Avg.				29:41	30:19	Walker	13	81	6.2	9	0
TOTAL NET YARDS				5,337	5,507	Anderson	12	131	10.9	24	1
Avg. Per Game				333.6	344.2	Gado	8	59	7.4	20	0
Total Plays				968	994	Cook	8	40	5.0	9	0
Avg. Per Play				5.5	5.5	Putzier	6	39	6.5	11	1
NET YARDS RUSHING				1,586	1,825	Dreessen	4	55	13.8	28	2
Avg. Per Game				99.1	114.1	Echemandu	2	11	5.5	7	0
Total Rushes				417	417	Mathis	1	15	15.0	15	0
NET YARDS PASSING				3,751	3,682	TEXANS	346	3,925	11.3	77	24
Avg. Per Game				234.4	230.1	OPPONENTS	361	3,878	10.7	74	25
Sacked/Yards Lost				22/174	31/196						
Gross Yards				3,925	3,878	INTERCEPTIONS	No.	Yds	Avg	Long	TD
Attempts/Completions				529/346	546/361	Bennett	3	47	15.7	33	0
Completion Pct.				65.4%	66.1%	Robinson	2	6	3.0	10	0
Had Intercepted				21	11	Brown	1	9	9.0	9	0
PUNTS/AVERAGE				55/41.7	59/43.0	Hutchins	1	8	8.0	8	0
NET PUNTING AVG.				37.9	37.1	Greenwood	1	3	3.0	3	0
PENALTIES/YARDS				82/636	81/614	Clark	1	1	1.0	1	0
FUMBLES/BALL LOST				26/17	24/14	Ryans	1	1	1.0	1	0
TOUCHDOWNS				43	43	Johnson	1	0	0.0	0	0
Rushing				12	15	TEXANS	11	75	6.8	33	0
Passing				24	25	OPPONENTS	21	272	13.0	70	1
Returns				7	3						

SCORE BY PERIODS							OPPONENTS							
							59	2,535	43.0	37.1	3	24	64	0
							87	92	61	139	0	379		
OPPONENTS							81	132	90	81	0	384		
							PUNT RETURNS							
							Ret	FC	Yds	Avg	Long	TD		
							Jones	30	7	286	9.5	74	0	
							Wynn	2	1	1	0.5	4	0	
							Anderson	1	0	0	0.0	0	0	
							TEXANS	33	8	287	8.7	74	0	
							OPPONENTS	19	17	151	7.9	22	0	
							KICKOFF RETURNS							
							No	Yds	Avg	Long	TD			
							Davis	32	968	30.3	104	3		
							Wynn	22	523	23.8	39	0		
							Mathis	11	320	29.1	84	1		
							Jones	4	78	19.5	23	0		
							Cook	2	33	16.5	21	0		
							Leach	2	26	13.0	14	0		
							Walter	1	7	7.0	7	0		
							Boulware	0	6	0	6	0		
							TEXANS	74	1,961	26.5	104	4		
							OPPONENTS	69	1,593	23.1	52	0		
							FIELD GOALS							
							1-19	20-29	30-39	40-49	50+			
							Brown	1/1	6/7	6/6	7/10	5/5		
							TEXANS	1/1	6/7	6/6	7/10	5/5		
							OPPONENTS	0/0	14/14	6/7	6/8	2/4		

a-M. Williams 38-yard FUM ret. vs. KC (9/9); b-K. Walter FUM rec. in end zone at CAR (9/16); c-J. Mathis 84-yard kickoff ret. vs. IND (9/23); d-D. Ryans 26-yard FUM ret. vs. TEN (10/21); 3-A. Davis 97-yard kickoff ret. vs. TB (12/9); f-A. Davis 97-yard kickoff ret. and 104-yard kickoff ret. vs. JAX (12/31); *D. Smith 77-yard FUM ret. at JAX (10/14); *A. Cromartie FUM rec. in end zone, 70-yard INT ret. at SD (10/28)

PASSING	Att	Comp	Yds	Cmp%	Yds/Att	TD	TD%	Int	Int%	Long	Sack/Lost	Rating
Schaub	289	192	2,241	66.4	7.75	9	3.1	9	3.1	77	16/ 126	87.2
Rosenfels	240	154	1,684	64.2	7.02	15	6.3	12	5.0	53	6/ 48	84.8
TEXANS	529	346	3,925	65.4	7.42	24	4.5	21	4.0	77	22/ 174	86.1
OPPONENTS	546	361	3,878	66.1	7.10	25	4.6	11	2.0	74	31/ 196	93.6



2007 FINAL STATISTICS (8-8)

DEFENSIVE STATISTICS

Based on press box stats

TACKLES	Solo	Asst	Total	Sck-Yrds	QB Press	INT-Yards	Pass Def.	Forced Fumbles	Fumble Recovery
D. Ryans	98	29	127	2.0 (18.0)	2	1-1	7	1	3
M. Greenwood	90	28	118	1.0 (8.0)	2	1-3	4	1	0
V. Hutchins	77	16	93	0.5 (2.5)	1	1-8	6	0	0
C. Brown	64	19	83	0.0-0	0	1-9	8	2	3
M. Williams	43	16	59	14.0 (82.5)	15	0-0	1	2	1
F. Bennett	49	6	55	0.0-0	1	3-47	14	2	0
W. Demps	38	11	49	0.0-0	1	0-0	5	2	1
D. Faggins	37	6	43	0.0-0	0	0-0	4	1	1
D. Clark	34	9	43	0.0-0	1	1-1	1	0	0
A. Weaver	32	9	41	0.0-0	0	0-0	0	0	0
T. Johnson	27	14	41	0.0-0	0	1-0	5	0	0
D. Robinson	29	5	34	0.0-0	0	2-6	7	0	0
A. Okoye	23	9	32	5.5 (33.5)	8	0-0	0	1	0
E. Cochran	19	6	25	1.0 (6.0)	1	0-0	4	1	1
C. Anderson	15	9	24	2.0 (17.0)	3	0-0	1	0	0
J. Zgonina	10	7	17	0.0-0	1	0-0	0	0	0
A. Maddox	15	1	16	2.0 (14.0)	2	0-0	1	0	0
J. Fletcher	12	1	13	0.0-0	0	0-0	3	1	0
N. Kalu	8	5	13	3.0 (14.5)	7	0-0	1	0	0
M. Boulware	3	2	5	0.0-0	0	0-0	2	0	0
D. Wynn	4	1	5	0.0-0	0	0-0	4	0	0
Z. Diles	5	0	5	0.0-0	0	0-0	0	0	0
S. Orr	2	1	3	0.0-0	0	0-0	0	0	0
S. Barber	1	1	2	0.0-0	0	0-0	0	0	0
T. Bulman	2	0	2	0.0-0	1	0-0	0	0	0
J. Simmons	1	0	1	0.0-0	0	0-0	1	0	0
C. Killings	1	0	1	0.00	0	0-0	0	0	0
Total	739	211	950	31.0-196.0	46	11-75	79	14	10

SPECIAL TEAMS STATISTICS

SPECIAL TEAMS	Solo	Asst	Total	PAT	Blocks Punt	FG	Forced Fumbles	Fumble Recovery
J. Cook	12	1	13	0	0	0	0	0
J. Dreessen	9	1	10	0	0	0	0	0
Z. Diles	8	1	9	0	0	0	0	0
D. Clark	6	2	8	0	0	0	1	0
F. Bennett	5	2	7	0	0	0	0	0
C. Anderson	4	3	7	0	0	0	0	1
M. Boulware	4	2	6	1	0	0	0	0
J. Fletcher	6	0	6	0	0	0	0	0
C. Cox	6	0	6	0	0	0	0	0
S. Orr	4	1	5	0	0	0	0	0
S. Barber	3	1	4	0	0	0	0	0
V. Leach	3	1	4	0	0	0	0	0
D. Faggins	3	0	3	0	0	0	1	0
W. Dempa	3	0	3	0	0	0	0	1
H. Williams	2	0	2	0	0	0	0	0
B. Pittman	2	0	2	0	0	0	0	0
K. Brown	1	0	1	0	0	0	0	0
D. Ryans	1	0	1	0	0	0	1	0
E. Cochran	1	0	1	0	0	0	0	0
D. Anderson	1	0	1	0	0	0	0	0
A. Davis	1	0	1	0	0	0	0	1
C. Brown	0	1	1	0	0	0	0	0
K. Walter	1	0	1	0	0	0	0	1
D. Wynn	1	0	1	0	0	0	0	0
D. Robinson	0	0	0	0	0	1	0	0
Total	87	16	103	1	0	1	3	4



2008 FINAL STATISTICS (8-8)

Date	W/L	Score	Opponent	Attendance	RUSHING	No.	Yds	Avg	Long	TD
9/7	L	17-38	at Pittsburgh	64,001*	Slaton	268	1282	4.8	711	9
9/21	L	12-31	at Tennessee	69,143*	Green	74	294	4.0	14	3
9/28	L	27-30 OT	at Jacksonville	64,061*	Moats	26	94	3.6	12	1
10/5	L	27-31	Indianapolis	70,118*	Schaub	31	68	2.2	10	2
10/12	W	29-28	Miami	70,023*	Taylor	14	37	2.6	17	0
10/19	W	28-21	Detroit	70,081*	Rosenfels	11	37	3.4	15	0
10/26	W	35-6	Cincinnati	70,112*	Walter	3	23	7.7	13	0
11/2	L	21-28	at Minnesota	62,839*	Turk	1	18	18.0	18	0
11/9	L	13-41	Baltimore	70,552*	Leach	1	1	1.0	11	1
11/16	L	27-33	at Indianapolis	66,201*	Sapp	2	-3	-1.5	0	0
11/23	W	16-6	at Cleveland	72,077*	Jones	1	-5	-5.0	-5	0
12/1	W	30-17	Jacksonville	70,809*	TEXANS	432	1,846	4.3	711	16
12/7	W	24-21	at Green Bay	70,245*	OPPONENTS	439	1,962	4.5	411	18
12/14	W	13-12	Tennessee	70,831*						
12/21	L	16-27	at Oakland	43,687	RECEIVING	No.	Yds	Avg	Long	TD
12/28	W	31-24	Chicago	70,838*	Johnson	115	1575	13.7	65	8

*Sellouts

TEAM STATISTICS				Texans	Opponents								
TOTAL FIRST DOWNS				340	300	Anderson				19	241	12.7	65
Rushing				106	114	Davis				13	213	16.4	49
Passing				210	167	Leach				12	103	8.6	22
Penalty				24	19	Dreesen				11	77	7.0	13
3rd Down: Made/Att				83/197	74/188	Green				11	32	2.9	8
3rd Down Pct.				42.1%	39.4%	Jones				3	81	27.0	45
4th Down: Made/Att				14/23	10/13	Moats				3	14	4.7	5
4th Down Pct.				60.9%	76.9%	TEXANS				367	4,474	12.2	65
POSSESSION AVG.				31:57	28:03	OPPONENTS				294	3,598	12.2	96t
TOTAL NET YARDS				6,113	5,385								
Avg. Per Game				382.1	336.6	INTERCEPTIONS				No.	Yds	Avg	Long
Total Plays				1,019	935	Reeves				4	108	27.0	44t
Avg. Per Play				6.0	5.8	Wilson				2	36	18.0	19
NET YARDS RUSHING				1,846	1,962	Bennett				2	26	13.0	23
Avg. Per Game				115.4	122.6	Robinson				2	0	0.0	0
Total Rushes				432	439	Weaver				1	8	8.0	8
NET YARDS PASSING				4,267	3,423	Diles				1	0	0.0	0
Avg. Per Game				266.7	213.9	TEXANS				12	178	14.8	44t
Sacked/Yards Lost				32/207	25/175	OPPONENTS				20	221	11.1	99t
Gross Yards				4,474	3,598								
Attempts/Completions				555/367	471/294	PUNTING				No.	Yds	Avg	Long
Completion Pct.				66.1%	62.4%	Turk				55	2,296	41.7	37.9
Had Intercepted				20	12	TEXANS				55	2,296	41.7	37.9
PUNTS/AVERAGE				53/42.3	67/44.4	OPPONENTS				59	2,535	43.0	37.1
NET PUNTING AVG.				35.2	37.2								
PENALTIES/YARDS				80/664	81/659	PUNT RETURNS				Ret	Yds	Avg	Long
FUMBLES/BALL LOST				28/12	19/10	Jones				32	17	386	12.1
TOUCHDOWNS				40	45	TEXANS				32	17	386	12.1
Rushing				16	18	OPPONENTS				21	14	235	11.2
Passing				21	24								
Returns				3	3	KICKOFF RETURNS				No	Yds	Avg	Long

SCORE BY PERIODS				1	2	3	4	OT	Total				
TEXANS				77	109	78	102	0	366	White			
OPPONENTS				84	85	86	136	3	394	Davis			

SCORING	TD	Ru	Pa	Rt	PAT	FG	SAF	TP				
Brown	0	0	0	0	37/37	29/33	0	124	Walter			
Slaton	10	9	1	0	0/0	0/0	0	60	TEXANS			
Johnson	8	0	8	0	0/0	0/0	1	50	OPPONENTS			
Walter	8	0	8	0	0/0	0/0	0	48				
Green	3	3	0	0	0/0	0/0	0	18	FIELD GOALS			
Schaub	2	2	0	0	0/0	0/0	0	12	Brown			
Daniels	2	0	2	0	0/0	0/0	0	12	TEXANS			
Anderson	2	0	2	0	0/0	0/0	0	12	OPPONENTS			
Jones	2	0	0	2a	0/0	0/0	0	12				
Moats	1	1	0	0	0/0	0/0	0	6	1-19			
Leach	1	1	0	0	0/0	0/0	0	6	20-29			
Reeves	1	0	0	1b	0/0	0/0	0	6	30-39			
TEXANS	40	16	21	3	37/37	29/33	1	366	40-49			
OPPONENTS	45	18	24	3*	43/43	25/29	2	394	50+			

a- J. Jones 70-yard punt return vs. MIA (10/12); J. Jones 73-yard punt return vs. CIN (10/26); b- J. Reeves 44-yard INT return at MIN (11/2); *-C. Finnegan 99-yard INT return at TEN (9/21); *-G. Brackett 68-yard FUM return vs. IND (10/5); *-J. Higgins 80-yard punt return at OAK (12/21)

PASSING	Att	Comp	Yds	Cmp%	Yds/Att	TD	TD%	Int	Int%	Long	Sack/Lost	Rating
Schaub	380	251	3,043	66.1	8.01	15	3.9	10	2.6	65	23/149	92.7
Rosenfels	174	116	1,431	66.7	8.22	6	3.4	10	5.7	61	9/58	79.5
Turk	1	0	0	0.0	0.00	0	0.0	0	0.0	---	0/0	39.6
TEXANS	555	367	4,474	66.1	8.06	21	3.8	20	3.6	65	32/207	88.4
OPPONENTS	471	294	3,598	62.4	7.64	24	5.1	12	2.5	96t	25/175	92.3



2008 FINAL STATISTICS (8-8)

DEFENSIVE STATISTICS

Based on press box stats

TACKLES	Solo	Asst	Total	Sck-Yrds	QB Press	INT-Yards	Pass Def.	Forced Fumbles	Fumble Recovery
D. Ryans	86	26	112	1.0-9	4	0-0	4	2	3
Z. Diles	47	19	66	1.0-9	2	1-0	2	1	0
E. Wilson	52	11	63	0.0-0	0	2-36	7	0	0
M. Williams	44	9	53	12.0-82	25	0-0	0	4	0
N. Ferguson	42	10	52	0.0-0	1	0-0	2	1	1
J. Reeves	47	3	50	0.0-0	0	4-108	19	1	0
A. Weaver	28	17	45	0.0-0	0	1-8	1	0	0
M. Greenwood	31	12	43	0.0-0	0	0-0	1	0	0
F. Bennett	33	8	41	0.0-0	0	2-26	6	2	0
D. Robinson	35	3	38	0.0-0	1	2-0	6	0	0
X. Adibi	26	8	34	0.0-0	1	0-0	0	0	1
K. Bentley	22	12	34	1.0-15	1	0-0	1	0	1
W. Demps	20	10	30	0.0-0	0	0-0	0	0	0
B. Harrison	21	9	30	0.0-0	1	0-0	1	0	0
T. Johnson	24	5	29	1.0-3	5	0-0	2	1	0
De. Robinson	19	8	27	0.0-0	0	0-0	0	1	0
A. Okoye	15	9	24	1.0-13	3	0-0	2	1	1
D. Faggins	16	3	19	0.0-0	0	0-0	2	0	0
J. Zgonina	13	6	19	0.0-0	1	0-0	0	0	1
T. Bulman	10	7	17	4.0-14	9	0-0	0	0	1
E. Cochran	13	4	17	2.0-21	3	0-0	1	0	0
CC. Brown	12	3	15	0.0-0	0	0-0	1	0	0
D. Barber	4	1	5	1.0-9	1	0-0	1	0	0
C. Thompson	4	1	5	1.0-0	4	0-0	1	0	0
F. Okam	2	2	4	0.0-0	0	0-0	0	0	0
N. Kalu	2	2	4	0.0-0	0	0-0	0	0	0
J. Nading	3	1	4	0.0-0	0	0-0	0	0	0
TEAM	3	0	3	0.0-0	0	0-0	0	0	0
A. Molden	1	0	1	0.0-0	0	0-0	0	0	0
Total	675	209	884	25.0-175	62	12-178	60	14	9

SPECIAL TEAMS STATISTICS

SPECIAL TEAMS	Solo	Asst	Total	PAT	Blocks Punt	FG	Forced Fumbles	Fumble Recovery
K. Bentley	16	7	23	0	0	0	0	0
A. Molden	16	3	19	0	0	0	0	1
D. Barber	8	2	10	0	0	0	0	0
D. Faggins	7	2	9	0	0	0	0	0
J. Dreesen	6	2	8	0	0	0	0	0
C. Thompson	4	4	8	0	0	0	0	0
N. Ferguson	6	1	7	0	0	0	0	0
C. Sapp	5	0	5	0	0	0	0	0
V. Leach	4	0	4	0	0	0	0	0
J. Reeves	2	1	3	0	0	0	0	1
B. Harrison	3	0	3	0	0	0	0	0
A. Davis	3	0	3	0	0	0	0	0
W. Demps	0	2	2	0	0	0	0	0
R. Moats	1	2	3	0	0	0	1	0
J. Nading	1	1	2	0	0	0	0	0
M. Greenwood	0	2	2	0	0	0	0	0
C. Taylor	1	0	1	0	0	0	0	0
F. Bennett	2	0	2	0	0	0	0	0
T. Bulman	1	0	1	0	0	0	0	0
K. Brown	1	0	1	0	0	0	0	1
X. Adibi	1	0	1	0	0	0	0	0
D. Anderson	0	1	1	0	0	0	0	0
B. Pittman	0	1	1	0	0	0	0	0
TEAM	1	0	1	0	0	0	0	0
J. Jones	0	0	0	0	0	0	1	1
Total	89	31	120	0	0	0	2	4



2009 FINAL STATISTICS (9-7)

Date	W/L	Score	Opponent	Attendance	RUSHING	No.	Yds	Avg	Long	TD
9/13	L	7-24	N.Y. Jets	70,118*	S. Slaton	131	437	3.3	32t	3
9/20	W	34-31	at Tennessee	69,143*	R. Moats	101	390	3.9	17	4
9/27	L	24-31	Jacksonville	70,083*	C. Brown	79	267	3.4	13	3
10/4	W	29-6	Oakland	70,291*	A. Foster	54	257	4.8	24	3
10/11	L	21-28	at Arizona	61,819	M. Schaub	48	57	1.2	19	0
10/18	W	28-17	at Cincinnati	64,019*	K. Walter	4	26	6.5	13	0
10/25	W	24-21	San Francisco	70,820*	J. Jones	3	22	7.3	17	0
11/1	W	31-10	at Buffalo	69,790	A. Johnson	2	10	5.0	7	0
11/8	L	17-20	at Indianapolis	66,033*	R. Grossman	3	9	3.0	8	0
11/23	L	17-20	Tennessee	71,153*	TEXANS	425	1,475	3.5	32t	13
11/29	L	27-35	Indianapolis	70,990*	OPPONENTS	396	1,711	4.3	91t	17
12/6	L	18-23	at Jacksonville	42,079						
12/13	W	34-7	Seattle	70,380*	RECEIVING	No.	Yds	Avg	Long	TD
12/20	W	16-13	at St. Louis	46,256	A. Johnson	101	1,569	15.5	72t	9
12/27	W	27-20	at Miami	65,847	K. Walter	53	611	11.5	41	2
1/3/10	W	34-27	New England	71,029*	S. Slaton	44	417	9.5	38t	4

* Sellouts

TEAM STATISTICS				Texans	Opponents				
TOTAL FIRST DOWNS				340	300				
Rushing				93	91				
Passing				231	175				
Penalty				16	34				
3rd Down: Made/Att				82/204	79/201				
3rd Down Pct.				40.2%	39.3%				
4th Down: Made/Att				8/12	9/21				
4th Down Pct.				66.7%	42.9%				
POSSESSION AVG.				31:54	28:06				
TOTAL NET YARDS				6,129	5,198				
Avg. Per Game				383.1	324.9				
Total Plays				1,043	974				
Avg. Per Play				5.9	5.3				
NET YARDS RUSHING				1,475	1,711				
Avg. Per Game				92.2	106.9				
Total Rushes				425	396				
NET YARDS PASSING				4,654	3,487				
Avg. Per Game				290.9	217.9				
Sacked/Yards Lost				25/149	30/187				
Gross Yards				4,803	3,674				
Attempts/Completions				593/399	548/344				
Completion Pct.				67.3%	62.8%				
Had Intercepted				17	14				
PUNTS/AVERAGE				67/42.8	76/46.8				
NET PUNTING AVG.				39.4	40.4				
PENALTIES/YARDS				95/833	92/728				
FUMBLES/BALL LOST				21/11	27/13				
TOUCHDOWNS				46	39				
Rushing				13	17				
Passing				29	19				
Returns				4	3				

SCORE BY PERIODS				1	2	3	4	OT	Total				
TEXANS				89	131	75	93	0	388				
Opponents				57	135	58	83	0	333				
SCORING				TD	Ru	Pa	Rt	PAT	FG	SAF	TP		
K. Brown				0	0	0	0	43/44	21/32	0	106		
A. Johnson				9	0	9	0	0/0	0/0	1	56		
J. Jones - b				7	0	6	1	0/0	0/0	0	42		
S. Slaton				7	3	4	0	0/0	0/0	0	42		
R. Moats				5	4	1	0	0/0	0/0	0	30		
O. Daniels				5	0	5	0	0/0	0/0	0	30		
C. Brown				3	3	0	0	0/0	0/0	0	18		
A. Foster				3	3	0	0	0/0	0/0	0	18		
K. Walter				2	0	2	0	0/0	0/0	0	12		
B. Pollard - c				2	0	0	2	0/0	0/0	0	12		
J. Dreessen				1	0	1	0	0/0	0/0	0	6		
V. Leach				1	0	1	0	0/0	0/0	0	6		
D. Barber - a				1	0	0	1	0/0	0/0	0	6		
Z. Diles				0	0	0	0	0/0	0/0	0	2		
B. Cushing				0	0	0	0	0/0	0/0	0	2		
TEXANS				46	13	29	4	43/44	21/32	1	388		
OPPONENTS				39	17	19	*3	39/39	20/23	0	333		

2-Pt. Conversions: TEXANS 1/2, Opponents: 0/0

a-48-yard fumble returned for touchdown (NYJ); b-95-yard punt return for touchdown (OAK); c-70-yard interception return for touchdown (SEA)
fumble recovery in end zone (NE); * - D. Rodgers-Cromartie 49-yard INT return for touchdown (ARZ); *-C. Session 27-yard INT return for touchdown (IND); *-D. Butler 91-yard INT return for touchdown (NE)

PASSING	Att	Comp	Yds	Cmp%	Yds/Att	TD	TD%	Int	Int%	Long	Sack/Lost	Rating
M. Schaub	583	396	4,770	67.9%	8.2	29	5.0%	15	2.6%	72t	25/149	98.6
R. Grossman	9	3	33	33.3%	3.7	0	0.0%	1	11.1%	21	0/0	5.6
C. Brown	1	0	0	0.0%	0.0	0	0.0%	1	100.0%	0	0/0	0.0
TEXANS	593	399	4,803	67.3%	8.1	29	4.9%	17	2.9%	72t	25/149	96.3
Opponents	548	344	3,674	62.8%	6.7	19	3.5%	14	2.6%	69t	30/187	83.2

KICKOFF RETURNS				No	Yds	Avg	Long	TD
A. Davis				33	782	23.7	63	0
J. Jones				24	638	26.6	95t	1
V. Leach				2	23	11.5	15	0
G. Martinez				1	6	6.0	6	0
J. Busing				1	0	0.0	0	0
D. Robinson				1	0	0.0	0	0
J. Casey				1	0	0.0	0	0
K. Walter				1	0	0.0	0	0
TEXANS				64	1,449	22.6	95t	1
OPPONENTS				71	1,597	22.5	71	0

FIELD GOALS				1-19	20-29	30-39	40-49	50+
K. Brown				0/0	11/13	6/9	2/6	2/4
TEXANS				0/0	11/13	6/9	2/6	2/4
OPPONENTS				0/0	5/5	4/5	4/5	7/8

K. Brown: (0); (38G, 23G); (27G); (26G, 34G, 33WL); (35B); (28B); (50G); (42G, 22G, 26G); (56G, 42WL); (49WR, 26G, 49WL); (35G, 33G); (32G); (29G, 26B, 48 WR, 31G); (27G, 25G, 52RU, 28G); (49G, 22G); (56WR, 38WR).

Opponents: (24G); (40G); (52G); (46, 33); (0); (50); (0); (21G); (22G, 37G); (50G, 49WL, 53G); (32WR); (51G, 46G, 24G); (0); (33G, 52G); (27G, 54WR, 38G); (51G, 43G)



2009 FINAL STATISTICS (9-7)

DEFENSIVE STATISTICS

Based on press box stats

TACKLES	Solo	Asst	Total	Sck-Yrds	Tackles For Loss	QB Hits	INT-Yards	Pass Def.	Forced Fumbles	Fumble Recovery
B.Cushing	86	47	133	4.0-31	13	13	4-26	10	2	0
D.Ryans	93	30	123	1.0-7	14	5	0-0	2	1	1
B.Pollard	82	20	102	1.5-10	4	2	4-121	7	1	3
G.Quin	54	10	64	0.0-0	3	0	0-0	11	0	0
Z.Diles	45	16	61	0.0-0	7	1	0-0	1	2	1
Du.Robinson	42	7	49	0.0-0	6	0	0-0	5	0	0
M.Williams	38	5	43	9.0-52	13	20	0-0	3	2	1
A.Okoye	26	12	38	1.5-8	6	6	0-0	3	0	0
A.Smith	26	8	34	4.5-26	6	18	0-0	1	2	2
E.Wilson	23	6	29	0.0-0	0	0	2-29	3	1	0
J.Zgonina	23	5	28	2.5-11	3	3	0-0	0	0	1
J.Reeves	23	5	28	0.0-0	0	0	1-19	7	0	0
D.Barber	21	4	25	0.0-0	0	1	1-3	4	0	1
S.Cody	12	9	21	0.5-1	1	2	0-0	1	0	0
J.Busing	19	1	20	0.0-0	0	1	1-140	3	0	0
De.Robinson	16	4	20	0.0-0	0	0	0-0	4	1	0
T.Bulman	12	6	18	0.0-0	1	3	0-0	1	0	0
C.Barwin	11	5	16	4.5-43	4	7	0-0	3	0	1
F.Bennett	12	3	15	0.0-0	0	0	0-0	1	0	0
B.McCain	11	0	11	0.0-0	0	0	1-0	3	0	0
A.Johnson	4	0	4	0.0-0	0	0	0-0	0	0	1
D.Anderson	3	0	3	0.0-0	0	0	0-0	0	0	0
N.Ferguson	2	1	3	0.0-0	0	0	0-0	1	0	0
X.Adibi	2	1	3	0.0-0	0	1	0-0	0	0	0
B.Russell	1	2	3	0.0-0	0	0	0-0	0	0	0
T.Jamison	2	0	2	0.0-0	0	0	0-0	0	0	0
J.Jones	2	0	2	0.0-0	0	0	0-0	0	0	1
K.Bentley	1	0	1	0.0-0	0	0	0-0	0	0	0
J.Casey	1	0	1	0.0-0	1	0	0-0	0	0	0
J.Dreessen	1	0	1	0.0-0	0	0	0-0	0	0	0
C.Pitts	1	0	1	0.0-0	0	0	0-0	0	0	0
K.Studdard	1	0	1	0.0-0	0	0	0-0	0	0	0
C.Myers	1	0	1	0.0-0	0	0	0-0	0	0	0
E.Winston	1	0	1	0.0-0	0	0	0-0	0	0	0
C.White	1	0	1	0.0-0	0	0	0-0	0	0	0
O.Daniels	1	0	1	0.0-0	0	0	0-0	0	0	0
K.Walter	1	0	1	0.0-0	0	0	0-0	0	0	0
M.Schaub	1	0	1	0.0-0	0	0	0-0	0	0	1
R.Grossman	0	0	0	0.0-0	0	0	0-0	0	0	1
V.Leach	0	0	0	0.0-0	0	0	0-0	0	0	1
TEAM	0	0	0	1.0-3	0	0	0-0	0	0	0
Total	702	207	909	30.0-91	82	83	14-212	74	12	16

SPECIAL TEAMS STATISTICS

SPECIAL TEAMS	Solo	Asst	Total	PAT	Blocks Punt	FG	Forced Fumbles	Fumble Recovery
K.Bentley	9	11	20	0	0	0	0	0
A.Davis	11	1	12	0	0	0	0	2
J.Busing	7	5	12	0	0	0	0	0
G.Martinez	6	3	9	0	0	0	0	0
D.Barber	7	1	8	0	0	0	0	1
X.Adibi	7	1	8	0	0	0	1	0
R.Moats	6	0	6	0	0	0	0	0
N.Ferguson	6	1	7	0	0	0	0	0
J.Dreessen	4	2	6	0	0	0	0	0
C.Thompson	3	2	5	0	0	0	0	0
J.Casey	4	1	5	0	0	0	0	0
G.Quin	2	2	4	0	0	0	0	0
F.Bennett	3	0	3	0	0	0	0	1
C.Barwin	2	1	3	0	0	0	0	0
B.McCain	3	1	4	0	0	0	0	0
J.Reeves	2	1	3	0	0	0	0	0
A.Molden	1	1	2	0	0	0	0	0
A.Foster	1	1	2	0	0	0	0	0
D.Brown	1	0	1	0	0	0	0	0
B.Russell	1	0	1	0	0	0	0	0
K.Brown	1	0	1	0	0	0	0	0
Z.Diles	0	1	1	0	0	0	0	0
Total	87	36	123	0	0	0	1	4
Opponent	71	23	94	0	0	3	0	3



2010 FINAL STATISTICS (6-10)

Date	W/L	Score	Opponent	Attendance	RUSHING	No.	Yds	Avg	Long	TD
9/12	W	34-24	Indianapolis	70,974*	A.Foster	327	1,616	4.9	741	16
9/19	W OT	30-27	at Washington	88,240*	D.Ward	50	315	6.3	381	4
9/26	L	13-27	Dallas	71,456*	S.Slaton	19	93	4.9	23	0
10/3	W	31-24	at Oakland	32,218	M.Schaub	22	28	1.3	8	0
10/10	L	10-34	N.Y. Giants	71,110*	A.Johnson	2	10	5.0	7	0
10/17	W	35-31	Kansas City	70,926*	J.Jones	2	7	3.5	10	0
11/1	L	17-30	at Indianapolis	66,363*	M.Turk	1	-27	-27.0	-27	0
11/7	L	23-29	San Diego	70,886*	TEXANS	423	2,042	4.8	741	20
11/14	L	24-31	at Jacksonville	62,340	Opponents	433	1,751	4.0	42	16
11/21	L	27-30	at N.Y. Jets	78,843*						
11/28	W	20-0	Tennessee	70,855*	RECEIVING	No.	Yds	Avg	Long	TD
12/2	L	24-34	at Philadelphia	69,144*	A.Johnson	86	1,216	14.1	60	8
12/13	L OT	28-34	Baltimore	71,413*	A.Foster	66	604	9.2	50	2
12/19	L	17-31	at Tennessee	69,143*	K.Walter	51	621	12.2	35	5
12/26	L	23-24	at Denver	73,691*	J.Jones	51	562	11.0	47	3
1/2/11	W	34-17	Jacksonville	71,023*	O.Daniels	38	471	12.4	31	2
*Sellouts					J.Dreessen	36	518	14.4	431	4

TEAM STATISTICS

	Texans	Opponents								
TOTAL FIRST DOWNS	360	352								
Rushing	118	113								
Passing	222	211								
Penalty	20	28								
3RD DOWN: MADE/ATT	79/192	77/195								
3rd Down Pct.	41.1%	39.5%								
4TH DOWN: MADE/ATT	9/19	11/13								
4th Down Pct.	47.4%	84.6%								
POSSESSION AVG.	29:06	30:54								
TOTAL NET YARDS	6,186	6,031								
Avg. Per Game	386.6	376.9								
Total Plays	1,029	1,010								
Avg. Per Play	6.0	6.0								
NET YARDS RUSHING	2,042	1,751								
Avg. Per Game	127.6	109.4								
Total Rushes	423	433								
NET YARDS PASSING	4,144	4,280								
Avg. Per Game	259.0	267.5								
Sacked/Yards Lost	32/226	30/219								
Gross Yards	4,370	4,499								
Attempts/Completions	574/365	547/354								
Completion Pct.	63.6%	64.7%								
Had Intercepted	12	13								
PUNTS/AVERAGE	63/42.1	67/43.7								
NET PUNTING AVG.	36.8	38.1								
PENALTIES/YARDS	90/690	105/851								
FUMBLES/BALL LOST	15/6	16/5								
TOUCHDOWNS	44	52								
Rushing	20	16								
Passing	24	33								
Returns	0	3								

SCORE BY PERIODS

	1	2	3	4	OT	Total
TEXANS	53	98	108	128	3	390
Opponents	96	139	75	111	6	427

SCORING	TD	Ru	Pa	Rt	PAT	FG	SAF	TP						
N.Rackers	0	0	0	0	43/43	27/30	0	124						
A.Foster	18	16	2	0	0/0	0/0	0	108						
A.Johnson	8	0	8	0	0/0	0/0	0	48						
K.Walter	5	0	5	0	0/0	0/0	0	30						
D.Ward	4	4	0	0	0/0	0/0	0	24						
J.Dreessen	4	0	4	0	0/0	0/0	0	24						
J.Jones	3	0	3	0	0/0	0/0	0	20						
O.Daniels	2	0	2	0	0/0	0/0	0	12						
TEXANS	44	20	24	0	43/43	27/30	0	390						
Opponents	52	16	33	3	50/50	21/27	0	427						

2-Pt. Conversions: TEXANS 1/1, Opponents: 1/1

Sacks: M.Williams 8.5, M.Anderson 4.0, A.Smith 4.0, A.Okoye 3.0, B.Pollard 2.5, B.Cushing 1.5, T.Jamison 1.0, D.Lewis 1.0, E.Mitchell 1.0, T.Nolan 1.0, D.Ryans 1.0, D.Sharpton 1.0, J.Nading 0.5. **TEXANS: 30.0, Opponents: 32.0**

Fumbles/Lost: M.Schaub 9/3, A.Foster 3/2, J.Dreessen 1/1, A. Johnson 1/0, J.Jones 1/0. **TEXANS: 15/6, Opponents: 16/5.**

Fumble Recoveries: G.Quin 2, K.Bentley 1, T.Nolan 1, A.Okoye 1. **Total: 5.**

FIELD GOALS	1-19	20-29	30-39	40-49	50+
N.Rackers	0/0	8/8	11/11	5/7	3/4
TEXANS	0/0	8/8	11/11	5/7	3/4
Opponents	0/0	6/7	9/10	6/8	0/2

N.Rackers: (30G, 49G); (47WR, 47G, 43G, 35G); (24G, 30G); (46RU, 35G); (38G); (0); (53G); (27G, 21G, 25G); (24G); (38G, 22G); (35G, 33G); (48G); (52SH, 24G, 42G); (37G); (34G, 54G, 57G); (26G, 33G).

Opponents: (20G); (41G, 27G, 29B, 52WR); (49G, 40G); (39); (45G, 42G); (24G); (48G, 23G, 36G); (0); (38G, 39WR, 43WL); (37G, 33G, 53SH, 30G); (0); (36G, 22G); (0); (30G); (27G); 39G, 46WL).

PASSING	Att	Comp	Yds	Cmp%	Yds/Att	TD	TD%	Int	Int%	Long	Sack/Lost	Rating
M.Schaub	574	365	4,370	63.6%	7.61	24	4.2%	12	2.1%	60	32/226	92.0
TEXANS	574	365	4,370	63.6%	7.61	24	4.2%	12	2.1%	60	32/226	92.0
Opponents	547	354	4,499	64.7%	8.22	33	6.0%	13	2.4%	73t	30/219	100.5

2010 FINAL STATISTICS (6-10)

DEFENSIVE STATISTICS

TACKLES	Solo	Asst	Total	Sck-Yrds	Tackles For Loss	QB Press	INT-Yards	Pass Def.	Forced Fumbles	Fumble Recovery
B. Pollard	82	30	112	2.5-14	4	4	0-0	5	4	0
G. Quin	71	14	85	0.0-0	3	1	3-12	14	1	2
Z. Diles	58	23	81	0.0-0	4	2	0-0	0	0	0
B. Cushing	53	23	76	1.5-12	8	12	0-0	4	1	0
K. Jackson	57	13	70	0.0-0	1	0	2-23	10	0	0
E. Wilson	41	15	56	0.0-0	0	0	0-0	3	0	0
D. Ryans	32	22	54	1.0-10	2	2	0-0	2	0	0
K. Bentley	32	19	51	0.0-0	3	2	1-18	1	0	1
A. Okoye	27	17	44	3.0-27	7	11	0-0	0	0	1
S. Cody	21	17	38	0.0-0	3	2	0-0	0	0	0
A. Smith	23	15	38	4.0-28	6	17	0-0	2	1	0
T. Nolan	27	9	36	1.0-8	1	2	3-35	5	0	1
M. Williams	22	6	28	8.5-54.5	10	19	0-0	2	1	0
E. Mitchell	18	10	28	1.0-8	3	1	0-0	0	0	0
J. Allen	22	1	23	0.0-0	0	0	3-1	4	0	0
B. McCain	17	5	22	0.0-0	0	0	0-0	2	0	0
M. Anderson	16	5	21	4.0-36	6	8	0-0	2	0	0
D. Sharpton	13	8	21	1.0-9	3	1	0-0	0	0	0
X. Adibi	13	5	18	0.0-0	2	0	0-0	0	1	0
D. Lewis	13	4	17	1.0-6	1	1	0-0	1	0	0
T. Jamison	12	3	15	1.0-3	2	1	0-0	0	0	0
J. Nading	4	5	9	0.5-3.5	0	1	0-0	1	0	0
D. Nixon	6	0	6	0.0-0	0	0	0-0	0	0	0
A. Ogunleye	1	1	2	0.0-0	0	1	0-0	0	0	0
S. McManis	1	1	2	0.0-0	0	0	1-1	1	0	0
M. Schaub	1	0	1	0.0-0	0	0	0-0	0	0	1
D. Barber	1	0	1	0.0-0	0	0	0-0	0	0	0
A. Foster	0	0	0	0.0-0	0	0	0-0	0	1	1
D. Anderson	0	0	0	0.0-0	0	0	0-0	0	1	1
TEXANS	684	271	955	30.0-219	69	88	13-90	59	11	8
Opponent Totals	726	236	962	32.0-226	73	71	12-107	71	13	12

MISCELLANEOUS TACKLES: S. Slaton 2, A. Johnson 2, J. Dreessen 2, C. Myers 2, K. Walter 2, TEAM 2, M. Schaub 1, W. Smith 1, D. Anderson 1, D. Brown 1, O. Daniels 1.

MISCELLANEOUS FUMBLE RECOVERIES: E. Winston 2, R. Butler 1, A. Johnson 1, J. Jones 1, M. Schaub 1, W. Smith 1, D. Ward 1.

SPECIAL TEAMS STATISTICS

	Solo	Asst	Total	PAT	Blocks Punt	FG	Forced Fumble	Fumble Recovery
J. Casey	10	7	17	0	0	0	0	0
D. Sharpton	10	3	13	0	0	0	0	0
T. Nolan	10	3	13	0	0	0	0	0
S. McManis	8	3	11	0	0	0	0	0
N. Rackers	4	4	8	0	0	0	0	0
V. Leach	6	2	8	0	0	0	0	0
J. Dreessen	7	0	7	0	0	0	0	0
A. Molden	5	1	6	0	0	0	0	0
D. Barber	4	1	5	0	0	0	0	0
J. Allen	2	2	4	0	0	0	0	0
D. Anderson	4	0	4	0	0	0	1	0
S. Kegl	3	1	4	0	0	0	0	0
K. Bentley	3	1	4	0	0	0	0	0
X. Adibi	3	1	4	0	0	0	1	0
D. Nixon	2	2	4	0	0	0	0	0
B. McCain	3	0	3	0	0	0	0	0
J. Weeks	1	2	3	0	0	0	0	0
K. Paymah	2	0	2	0	0	0	0	0
G. Graham	2	0	2	0	0	0	0	0
J. Nading	1	0	1	0	0	0	0	0
J. Wall	1	0	1	0	0	0	0	0
Z. Diles	1	0	1	0	0	0	0	0
M. Turk	0	1	1	0	0	0	0	0
B. Pollard	0	0	0	0	0	1	0	0
TEXANS	93	34	127	0	0	1	2	0
Opponents	94	39	133	0	0	0	0	3



2011 FINAL STATISTICS (10-6)

Date	W/L	Score	Opponent	Attendance	RUSHING	No.	Yds	Avg	Long	TD
9/11	W	34-7	Indianapolis	71,444	A.Foster	278	1,224	4.4	43	10
9/18	W	23-13	at Miami	51,032	B.Tate	175	942	5.4	56	4
9/25	L	33-40	at New Orleans	73,002	D.Ward	45	154	3.4	15	2
10/2	W	17-10	Pittsburgh	71,585	T.Yates	14	57	4.1	17	0
10/9	L	20-25	Oakland	71,420	S.Slaton	7	20	2.9	13	0
10/16	L	14-29	at Baltimore	71,154	J.Jones	4	17	4.3	15	0
10/23	W	41-7	at Tennessee	69,143	J.Casey	1	11	11.0	11	0
10/30	W	24-14	Jacksonville	71,412	M.Schaub	15	9	0.6	3	2
11/6	W	30-12	Cleveland	71,511	A.Johnson	1	8	8.0	8	0
11/13	W	37-9	at Tampa Bay	56,037	C.Ogbonnaya	3	6	2.0	4	0
11/27	W	20-13	at Jacksonville	62,004	B.Johnson	1	1	1.0	1	0
12/4	W	17-10	Atlanta	71,545	L.Vickers	1	0	0.0	0	0
12/11	W	20-19	at Cincinnati	40,202	J.Delhomme	0	0	0	0	0
12/18	L	13-28	Carolina	71,540	M.Leinart	1	-1	-1.0	-1	0
12/22	L	16-19	at Indianapolis	64,159	TEXANS	546	2,448	4.5	56	18
1/1/12	L	22-23	Tennessee	71,512	Opponents	378	1,536	4.1	42	8

TEAM STATISTICS				Texans	Opponents	RECEIVING	No.	Yds	Avg	Long	TD
TOTAL FIRST DOWNS				321	270	O.Daniels	54	677	12.5	34	3
Rushing				131	73	A.Foster	53	617	11.6	78	2
Passing				176	166	K.Walter	39	474	12.2	41	3
Penalty				14	31	A.Johnson	33	492	14.9	50	2
3rd Down: Made/Att				93/224	76/212	J.Jones	31	512	16.5	80	2
3rd Down Pct.				41.5%	35.8%	J.Dreesen	28	353	12.6	56	6
4th Down: Made/Att				3/11	6/13	B.Tate	18	260	14.4	62	1
4th Down Pct.				27.3%	46.2%	B.Johnson	13	98	7.5	14	0
POSSESSION AVG.				32:41	27:20	D.Mason	6	90	15.0	40	1
TOTAL NET YARDS				5,954	4,571	L.Vickers	6	55	9.2	16	0
Avg. Per Game				372.1	285.7	G.Graham	4	29	7.3	17	0
Total Plays				1,046	960	D.Anderson	1	24	24.0	24	0
Avg. Per Play				5.7	4.8	S.Slaton	1	9	9.0	9	0
NET YARDS RUSHING				2,448	1,536	TEXANS	288	3,696	12.8	80	20
Avg. Per Game				153.0	96.0	Opponents	279	3,322	11.9	56	18
Total Rushes				546	378						

NET YARDS PASSING				3,506	3,035						
Avg. Per Game				219.1	189.7						
Sacked/Yards Lost				33/190	44/287						
Gross Yards				3,696	3,322						
Attempts/Completions				467/288	538/279						
Completion Pct.				61.7%	51.9%						
Had Intercepted				9	17						
PUNTS/AVERAGE				74/44.0	83/46.9						
NET PUNTING AVG.				37.7	39.6						
PENALTIES/YARDS				99/852	88/686						
FUMBLES/BALL LOST				20/11	18/10						
TOUCHDOWNS				41	27						
Rushing				18	8						
Passing				20	18						
Returns				3	1						

SCORE BY PERIODS										TEXANS					Opponents					
										1	2	3	4	OT	Total					
TEXANS										110	107	63	101	0	381					
Opponents										39	78	56	105	0	278					
										PUNT RETURNS										
										Ret	FC	Yds	Avg	Long	TD					
N.Rackers										49	7	518	10.6	79	1					
A.Foster										1	1	11	11.0	11	0					
J.Dreessen										1	3	0	0.0	0	0					
B.Tate										51	11	529	10.4	79	1					
O.Daniels										32	20	307	9.6	33	0					
J.Jones										KICKOFF RETURNS										
K.Walter										No	Yds	Avg	Long	TD						
A.Johnson										13	356	27.4	46	0						
D.Ward										10	205	20.5	45	0						
M.Schaub										5	169	33.8	50	0						
W.Smith										1	0	0.0	0	0						
B.Johnson										29	730	25.2	50	0						
B.McCain										46	1,030	22.4	63	0						
J.Casey										FIELD GOALS										
										1-19	20-29	30-39	40-49	50+						
TEXANS										0/0	13/13	9/10	4/8	3/4						
Opponents										0/0	13/13	9/10	4/8	3/4						
										1/1	6/7	6/9	8/9	6/7						

2-Pt. Conversions: TEXANS 0/1, Opponents: 2/5
 SACKS: C.Barwin 11.5, A.Smith 6.5, B.Reed 6.0, J.Watt 5.5, M.Williams 5.0, B.Cushing 4.0, T.Jamison 2.0, S.Cody 1.0, E. Mitchell 1.0, J. Nading 0.5, B. Braman 0.5, T.Nolan 0.5. TEXANS: 44.0, Opponents: 33.0.

FUMBLES/LOST: B.Tate 4/3, A. Foster 4/3, D. Manning 1/0, M. Schaub 3/1, T. Yates 5/3, J. Delhomme 1/1, S. McManis 1/0.
 TEXANS: 19/11, Opponents: 17/9.

N.Rackers: (25G, 29G) (23G, 22G, 36G) (25G) (41WL, 54G, 40G) () (32G, 29G) (46WR, 39G) (28G, 21G, 50G) (22G, 37WL) (53G, 33G) (43G, 54SH) (46G, 47WR, 33G) (49WR, 26G, 34G) (44G, 35G, 31G) (52G, 37G, 22G)

Opponents: (37WR) (42G, 22B, 34WL, 34G) (30B, 26G) (54G, 55G, 50G, 42G) (43G, 48G, 25G, 33G, 40G) () () (50G, 51G) (55G) (21G, 55WR, 35G) (19G) (22G, 47G, 49G, 28G) () (23G, 32G, 42WL, 47G, 31G) (21G, 43G, 33G)

PASSING	Att	Comp	Yds	Cmp%	Yds/Att	TD	TD%	Int	Int%	Long	Sack/Lost	Rating
M.Schaub	292	178	2,479	61.0%	8.5	15	5.1%	6	2.1%	80	16/98	96.8
T.Yates	134	82	949	61.2%	7.1	3	2.2%	3	2.2%	50	15/74	80.7
J.Delhomme	28	18	211	64.3%	7.5	1	3.6%	0	0.0%	40	2/18	98.9
M.Leinart	13	10	57	76.9%	4.4	1	7.7%	0	0.0%	20	0/0	110.1
TEXANS	467	288	3,696	61.7%	7.9	20	4.3%	9	1.9%	80	33/190	92.7
Opponents	538	279	3,322	51.9%	6.2	18	3.3%	17	3.2%	56	44/287	69.0



2011 FINAL STATISTICS (10-6)

DEFENSIVE STATISTICS

TACKLES	Solo	Asst	Total	Sck-Yrds	Tackles For Loss	QB Press	INT-Yards	Pass Def.	Forced Fumbles	Fumble Recovery
Brian Cushing	76	38	114	4.0-21.0	8	12	2-5	5	2	0
Glover Quin	59	18	77	0.0-0.0	2	0	0-0	9	0	1
DeMeco Ryans	44	20	64	0.0-0.0	6	2	0-0	4	1	0
Daniele Manning	44	15	59	0.0-0.0	0	2	2-22	4	0	0
J.J. Watt	49	7	56	5.5-47.5	13	14	0-0	4	0	2
Connor Barwin	34	13	47	11.5-78.5	12	27	0-0	7	1	0
Johnathan Joseph	40	4	44	0.0-0.0	2	0	4-40	15	1	0
Brooks Reed	30	14	44	6.0-36.0	7	11	0-0	3	0	2
Kareem Jackson	35	5	40	0.0-0.0	2	0	1-0	7	1	0
Jason Allen	33	4	37	0.0-0.0	2	0	4-34	11	0	0
Troy Nolan	25	7	32	0.5-0.5	1	1	0-0	4	0	0
Earl Mitchell	14	13	27	1.0-0.0	0	1	0-0	1	0	0
Antonio Smith	19	6	25	6.5-44.5	10	16	0-0	3	1	0
Brice McCain	24	1	25	0.0-0.0	0	1	2-48	12	0	0
Shaun Cody	16	7	23	1.0-7.0	2	3	0-0	2	0	1
Quintin Demps	18	4	22	0.0-0.0	0	1	2-47	4	0	0
Tim Jamison	14	5	19	2.0-16.0	2	3	0-0	2	1	1
Tim Bulman	6	6	12	0.0-0.0	0	0	0-0	0	0	0
Mario Williams	10	1	11	5.0-29.0	5	6	0-0	1	1	0
Darryl Sharpton	9	0	9	0.0-0.0	0	0	0-0	0	0	0
Tim Dobbins	2	2	4	0.0-0.0	1	0	0-0	1	1	0
Mister Alexander	3	0	3	0.0-0.0	0	0	0-0	0	0	0
Jesse Nading	2	1	3	0.5-3.5	1	0	0-0	0	0	0
Brandon Harris	1	0	1	0.0-0.0	0	1	0-0	0	0	0
Bryan Braman	0	1	1	0.5-3.5	1	1	0-0	0	0	1
TEXANS	607	192	799	44.0-287	77	102	17-196	99	10	8
Opponent	749	220	969	33.0-190	75	52	9-132	62	15	12

MISCELLANEOUS TACKLES: Jacoby Jones 2, Kevin Walter 2, Arian Foster 2, Eric Winston 2, Mike Brisiel 2 (1 assist), Wade Smith 2, Antoine Caldwell 1, Arian Foster 1, Andre Johnson 1, Chris Myers 1, T. Yates 1; Owen Daniels 1 (assist)

MISCELLANEOUS FUMBLE RECOVERIES: Wade Smith 2, Arian Foster 2, Matt Schaub 1, K. Walter 1, E. Winston 1, T.J. Yates 1.

MISCELLANEOUS FORCED FUMBLES: Mike Brisiel, 1.

SPECIAL TEAMS STATISTICS

	Solo	Asst	Total	PAT	Blocks Punt	FG	Forced Fumble	Fumble Recovery
Tim Dobbins	9	0	9	0	0	0	0	0
Jason Allen	8	0	8	0	0	0	0	0
Jesse Nading	7	1	8	0	0	0	1	0
Bryan Braman	5	2	7	0	0	0	0	0
Sherrick McManis	4	1	5	0	0	0	1	0
Joel Dreessen	4	0	4	0	0	0	0	0
Brett Hartmann	4	0	4	0	0	0	0	0
Shiloh Keo	4	0	4	0	0	0	0	0
Mister Alexander	4	0	4	0	0	0	0	0
Troy Nolan	3	0	3	0	0	0	0	0
James Casey	3	0	3	0	0	0	0	0
Dominique Barber	3	0	3	0	0	0	0	0
Bryant Johnson	3	0	3	0	0	0	0	0
Darryl Sharpton	3	0	3	0	0	0	0	0
Brice McCain	3	0	3	0	0	0	0	0
Neil Rackers	2	1	3	0	0	0	0	0
Brandon Harris	1	1	2	0	0	0	0	0
Lawrence Vickers	2	0	2	0	0	0	0	0
Kareem Jackson	2	0	2	0	0	0	0	0
Quintin Demps	0	1	1	0	0	0	0	0
David Anderson	1	0	1	0	0	0	0	0
Chris Ogbonnaya	1	0	1	0	0	0	0	0
Brooks Reed	1	0	1	0	0	0	0	0
Matt Turk	0	1	1	0	0	0	0	0
Earl Mitchell	0	0	0	0	0	0	0	2
Daniele Manning	0	0	0	0	0	1	0	0
J.J. Watt	0	0	0	0	0	1	0	0
TEXANS	77	8	85	0	0	2	2	2
Opponent	68	20	88	1	0	0	2	4



2011 POSTSEASON STATISTICS (1-1)

Date	W/L	Score	Opponent	Attendance			RUSHING			No.	Yds	Avg	Long	TD						
1/7/12	W	31-10	Cincinnati	71,725			A.Foster			51	285	5.6	42t	3						
1/15/12	L	13-20	at Baltimore	71,547			B.Tale			9	37	4.1	9	0						
TEAM STATISTICS				Texans		Opponents		J.Casey			1	0	0.0	0	0					
TOTAL FIRST DOWNS				35		32		T.Yates			2	-3	-1.5	-1	0					
Rushing				14		10		TEXANS			63	319	5.1	42t	3					
Passing				20		20		Opponents			50	163	3.3	19	1					
Penalty				1		2		RECEIVING			No.	Yds	Avg	Long	TD					
3rd Down: Made/Att				11/27		10/29		A.Johnson			13	201	15.5	40t	1					
3rd Down Pct.				40.7%		34.5%		A.Foster			8	51	6.4	16	0					
4th Down: Made/Att				0/1		0/3		O.Daniels			4	55	13.8	21	0					
4th Down Pct.				0.0%		0.0%		K.Walter			3	36	12.0	19	0					
POSSESSION AVG.				29:12		30:49		J.Dreessen			0	0	0	0	0					
TOTAL NET YARDS				655		527		J.Casey			0	0	0	0	0					
Avg. Per Game				327.5		263.5		B.Tale			0	0	0	0	0					
Total Plays				120		128		TEXANS			28	343	12.3	40t	1					
Avg. Per Play				5.5		4.1		Opponents			41	433	10.6	36	2					
NET YARDS RUSHING				319		163		INTERCEPTIONS			No.	Yds	Avg	Long	TD					
Avg. Per Game				159.5		81.5		J.Watt			1	29	29.0	29t	1					
Total Rushes				63		50		D.Manning			1	0	0.0	0	0					
NET YARDS PASSING				336		364		J.Joseph			1	-1	-1.0	-1	0					
Avg. Per Game				168.0		182.0		TEXANS			3	28	9.3	29t	1					
Sacked/Yards Lost				2/7		9/69		Opponents			3	1	0.3	1	0					
Gross Yards				343		433		PUNTING			No.	Yds	Avg	Net	B					
Attempts/Completions				55/28		69/41		M.Turk			10	451	45.1	41.1	1					
Completion Pct.				50.9%		59.4%		TEXANS			10	451	45.1	41.1	1					
Had Intercepted				3		3		Opponents			12	589	49.1	44.4	2					
PUNTS/AVERAGE				10/45.1		12/49.1		Opponents			12	589	49.1	44.4	2					
NET PUNTING AVG.				41.1		44.4		PUNT RETURNS			Ret	FC	Yds	Avg	Long	TD				
PENALTIES/YARDS				81/107		32/25		J.Jones			9	0	16	1.8	9	0				
FUMBLES/BALL LOST				3/1		4/0		TEXANS			9	0	16	1.8	9	0				
TOUCHDOWNS				5		3		Opponents			3	5	20	6.7	8	0				
Rushing				3		1		KICKOFF RETURNS			No.	Yds	Avg	Long	TD					
Passing				1		2		D.Manning			4	133	33.3	60	0					
Returns				1		0		TEXANS			4	133	33.3	60	0					
SCORE BY PERIODS				1		2		Opponents			2	47	23.5	25	0					
TEXANS				10		20		FIELD GOALS			1-19	20-29	30-39	40-49	50+					
Opponents				24		3		N.Rackers			0/0	0/0	2/2	1/1	0/1					
SCORING				TD	Ru	Pa	Rt	PAT	FG	SAF	TP	TEXANS				0/0	0/0	2/2	1/1	0/1
A.Foster				3	3	0	0	0/0	0/0	0	18	Opponents				0/0	0/0	1/1	2/2	0/1
N.Rackers				0	0	0	0	5/5	3/4	0	14	N.Rackers: (39G) (40G, 33G, 50SH)				Opponents: (50WR, 37G) (48G, 44G)				
A.Johnson				1	0	1	0	0/0	0/0	0	6									
J.Watt				1	0	0	1	0/0	0/0	0	6									
TEXANS				5	3	1	1	5/5	3/4	0	44									
Opponents				3	1	2	0	3/3	3/4	0	30									

2-Pt. Conversions: TEXANS 0/0, Opponents: 0/0

SACKS: J. Watt 3.5, B. Reed 3.5, E. Mitchell 1.0, A. Smith 1.0. TEXANS:

9.0, Opponents: 2.0.

FUMBLES/LOST: J. Jones 2/1, A. Foster 1/0. TEXANS: 3/1, Opponents: 4/0.

FUMBLE RECOVERIES: None. Total: 0

PASSING	Att	Comp	Yds	Cmp%	Yds/Att	TD	TD%	Int	Int%	Long	Sack/Lost	Rating
T.Yates	55	28	343	50.9%	6.2	1	1.8%	3	5.5%	40t	2/7	53.8
TEXANS	55	28	343	50.9%	6.2	1	1.8%	3	5.5%	40t	2/7	53.8
Opponents	69	41	433	59.4%	6.3	2	2.9%	3	4.3%	36	9/69	69.3



2011 POSTSEASON STATISTICS (1-1)

DEFENSIVE STATISTICS

TACKLES	Solo	Asst	Total	Sck-Yrds	Tackles For Loss	QB Press	INT-Yards	Pass Def.	Forced Fumbles	Fumble Recovery
Brian Cushing	10	9	19	0.0-0.0	1	0	0-0	1	0	0
Danieal Manning	13	3	16	0.0-0.0	0	0	1-0	2	0	0
J.J. Watt	11	3	14	3.5-29.0	4	4	1-29	1	0	0
Brooks Reed	9	4	13	3.5-23.0	2	3	0-0	0	1	0
DeMeco Ryans	4	7	11	0.0-0.0	1	0	0-0	0	0	0
Kareem Jackson	7	1	8	0.0-0.0	0	0	0-0	1	0	0
Johnathan Joseph	8	0	8	0.0-0.0	1	0	1--1	5	0	0
Antonio Smith	7	1	8	1.0-8.0	3	1	0-0	0	0	0
Glover Quin	6	2	8	0.0-0.0	0	0	0-0	0	0	0
Shaun Cody	2	5	7	0.0-0.0	0	0	0-0	0	0	0
Jason Allen	3	2	5	0.0-0.0	0	0	0-0	2	0	0
Earl Mitchell	3	2	5	1.0-9.0	1	1	0-0	1	0	0
Connor Barwin	5	0	5	0.0-0.0	0	2	0-0	0	0	0
Quintin Demps	3	0	3	0.0-0.0	1	0	0-0	0	0	0
Tim Jamison	1	1	2	0.0-0.0	0	0	0-0	1	0	0
Tim Dobbins	2	0	2	0.0-0.0	0	0	0-0	0	0	0
Brice McCain	0	0	0	0.0-0.0	0	0	0-0	2	0	0
J. Nading	0	0	0	0.0-0.0	0	0	0-0	0	1	0
TEXANS	94	40	134	9.0-69	14	11	3-28	16	2	0
Opponent	88	18	106	2.0-7	4	5	3-1	14	2	0

SPECIAL TEAMS STATISTICS

	Solo	Asst	Total	PAT	Blocks Punt	FG	Forced Fumble	Fumble Recovery
James Casey	3	0	3	0	0	0	0	0
Tim Dobbins	1	0	1	0	0	0	0	0
Jesse Nading	1	0	1	0	0	0	1	0
Jason Allen	1	0	1	0	0	0	0	0
Jon Weeks	1	0	1	0	0	0	0	0
Bryan Braman	0	1	1	0	0	0	0	0
Shiloh Keo	0	1	1	0	0	0	0	0
Sherrick McManis	0	1	1	0	0	0	0	0
Jacoby Jones	0	0	0	0	0	0	0	1
TEXANS	7	3	10	0	0	0	1	1
OPPONENT	13	0	13	0	0	0	1	2



2012 FINAL STATISTICS (12-4)

Date	W/L	Score	Opponent	Attendance	RUSHING	No.	Yds	Avg	Long	TD
9/9	W	30-10	Miami	71,566	A.Foster	351	1,424	4.1	46	15
9/16	W	27-7	at Jacksonville	62,907	J.Forsett	63	374	5.9	81t	1
9/23	W	31-25	at Denver	76,566	B.Tate	65	279	4.3	25	2
9/30	W	38-14	Tennessee	71,581	K.Martin	4	53	13.3	21	0
10/8	W	23-17	at New York Jets	79,088	J.Casey	1	6	6.0	6	0
10/14	L	24-42	Green Bay	71,702	T.Yates	2	-1	-0.5	1t	1
10/21	W	43-13	Baltimore	71,708	D.Posey	1	-3	-3.0	-3	0
11/4	W	21-9	Buffalo	71,698	M.Schaub	21	-9	-0.4	8	0
11/11	W	13-6	at Chicago	62,410	TEXANS	508	2,123	4.2	81t	19
11/18	W43-37 (OT)	Jacksonville	71,676	Opponents	390	1,560	4.0	29	5	1
11/22	W34-31 (OT)	at Detroit	64,827							
12/2	W	24-10	at Tennessee	69,143	RECEIVING	No.	Yds	Avg	Long	TD
12/10	L	14-42	at New England	68,756	A.Johnson	112	1,598	14.3	60t	4
12/16	W	29-17	Indianapolis	71,702	O.Daniels	62	716	11.5	39t	6
12/23	L	6-23	Minnesota	71,688	K.Walter	41	518	12.6	52t	2
12/30	L	16-28	at Indianapolis	66,957	A.Foster	40	217	5.4	23	2

TEAM STATISTICS				Texans	Opponents
TOTAL FIRST DOWNS				341	292
Rushing				114	94
Passing				205	167
Penalty				22	31
3rd Down: Made/Att				83/221	71/215
3rd Down Pct.				37.6%	33.0%
4th Down: Made/Att				4/7	5/16
4th Down Pct.				57.1%	31.3%
POSSESSION AVG.				32:53	27:07
TOTAL NET YARDS				5,953	5,172
Avg. Per Game				372.1	323.3
Total Plays				1,090	1,015
Avg. Per Play				5.5	5.1
NET YARDS RUSHING				2,123	1,560
Avg. Per Game				132.7	97.5
Total Rushes				508	390
NET YARDS PASSING				3,830	3,612
Avg. Per Game				239.4	225.8
Sacked/Yards Lost				28/216	44/269
Gross Yards				4,046	3,881
Attempts/Completions				554/354	581/308
Completion Pct.				63.9%	53.0%
Had Intercepted				13	15
PUNTS/AVERAGE				88/47.2	92/45.2
NET PUNTING AVG.				40.5	39.2
PENALTIES/YARDS				108/873	90/863
FUMBLES/BALL LOST				12/4	23/14
TOUCHDOWNS				46	38
Rushing				19	5
Passing				22	29
Returns				5	4

INTERCEPTIONS				No.	Yds	Avg	Long	TD
K.Jackson				4	71	17.8	63t	1
J.Joseph				2	88	44.0	52t	1
D.Manning				2	59	29.5	55t	1
G.Quin				2	22	11.0	22	0
B.McCain				1	86	86.0	86	0
T.Dobbins				1	7	7.0	7	0
B.Cushing				1	1	1.0	1	0
S.Keo				1	1	1.0	1	0
D.Sharpton				1	-2	-2.0	-2	0
TEXANS				15	333	22.2	86	3
Opponents				13	136	10.5	26	0

PUNTING				No.	Yds	Avg	Net	TB	In	Lg	B
D.Jones				88	4,150	47.2	40.5	5	28	66	0
TEXANS				88	4,150	47.2	40.5	5	28	66	0
Opponents				90	4,156	45.2	40.0	3	35	70	2

PUNT RETURNS				Ret	FC	Yds	Avg	Long	TD
K.Martin				22	10	267	12.1	71	0
T.Holliday				16	6	147	9.2	36	0
TEXANS				38	16	414	10.9	71	0
Opponents				48	15	483	10.1	72t	1

KICKOFF RETURNS				No.	Yds	Avg	Long	TD
K.Martin				31	741	23.9	54	0
T.Holliday				10	194	19.4	30	0
D.Manning				1	18	18.0	18	0
J.Casey				1	0	0.0	0	0
S.Keo				1	0	0.0	0	0
TEXANS				44	953	21.7	54	0
Opponents				62	1,595	25.7	101t	2

FIELD GOALS				1-19	20-29	30-39	40-49	50+
S.Graham				1/1	8/8	11/11	7/9	4/9
TEXANS				1/1	8/8	11/11	7/9	4/9
Opponents				0/0	5/5	7/8	4/6	5/5

S. Graham: (52SH, 35G, 40G, 19G) (31G, 37G) (41G) (33G) (27G, 42G, 22G) (51G) (33G, 29G) (46B) (20G, 42G) (42G, 50WL, 27G, 47WL, 25G) (45G, 51WL, 32G) (50G) () (29G, 35G, 50WL, 27G, 46G, 33G) (51G, 33G) (51G, 37G, 37G, 52WR)			
Opponents: (39G) () (32G, 23G, 53G) () (21G) () (51G, 54G) (37WR, 22G, 38G, 39G) (51G, 24G, 48LU) (43G, 40G, 33G) (46G, 47RU) (37G) () (26G) (56G, 41G, 39G) ()			

FUMBLES/LOST: A. Foster, 3/2, T.Yates 2/1, B. Tate, 1/1, T. Holliday, 1/0, M. Schaub 4/0, K. Martin 1/0. TEXANS: 12/4, Opponents: 22/14.			
OPP. FUMBLE RECOVERIES: T. Dobbins 4, J. Watt 2, B. James 2, C. Barwin 1, O. Demps 1, D. Manning 1, W. Mercilus 1, D. Sharpton 1, A. Smith 1. Total: 14			

2-Pt. Conversions: TEXANS 0/0, Opponents: 0/0			
SACKS: J. Watt 20.5, A. Smith 7.0, W. Mercilus 6.0, C. Barwin 3.0, B. Reed 2.5, T. Jamison 1.0, B. Ruud 1.0, G. Quin 1.0, D. Manning 1.0, B. McCain 0.5, B. James 0.5 TEXANS: 44.0, Opponents: 28.0			

PASSING	Att	Comp	Yds	Cmp%	Yds/Att	TD	TD%	Int	Int%	Long	Sack/Lost	Rating
M.Schaub	544	350	4,008	64.3%	7.4	22	4.0%	12	2.2%	60t	27/216	90.7
T.Yates	10	4	38	40.0%	3.8	0	0.0%	1	10.0%	19	1/0	11.7
TEXANS	554	354	4,046	63.9%	7.3	22	4.0%	13	2.3%	60t	28/216	89.2
Opponents	581	308	3,881	53.0%	6.7	29	5.0%	15	2.6%	81t	44/269	80.0

2012 FINAL STATISTICS (12-4)

DEFENSIVE STATISTICS

TACKLES	Solo	Asst	Total	Sacks	Sack Yds	Tackles For Loss	QB Hits	INT- Yards	Pass Def.	Forced Fumbles	Fumble Recovery
J.J. Watt	85	22	107	20.5	138.5	39	42	0	16	4	2
Glover Quin	91	14	105	1.0	8.0	6	1	2 (22)	14	2	0
Bradley James	57	48	105	0.5	4.0	3	3	0	2	0	2
Danieal Manning	87	9	96	1.0	0.0	2	1	2 (59)	8	3	1
Johnathan Joseph	60	7	67	0.0	0.0	0	0	2 (88)	11	0	0
Kareem Jackson	57	9	66	0.0	0.0	1	0	4 (71)	16	0	0
Connor Barwin	39	26	65	3.0	15.0	12	16	0	4	0	1
Earl Mitchell	25	30	55	0.0	0.0	1	1	0	3	1	0
Antonio Smith	35	16	51	7.0	51.0	7	17	0	3	2	1
Tim Dobbins	30	19	49	0.0	0.0	2	2	1 (7)	4	0	4
Brian Cushing	27	16	43	0.0	0.0	0	1	1 (1)	2	1	0
Brooks Reed	23	19	42	2.5	11.5	4	6	0	3	1	0
Darryl Sharpton	18	21	39	0.0	0.0	2	2	1 (-2)	2	0	1
Jared Crick	17	15	32	0.0	0.0	0	2	0	2	0	0
Quintin Demps	26	4	30	0.0	0.0	2	0	0	5	0	1
Shaun Cody	13	14	27	0.0	0.0	0	0	0	2	0	0
Whitney Mercilus	14	10	24	6.0	17.0	6	5	0	1	2	1
Brice McCain	20	2	22	0.5	4.0	0	2	1 (86)	7	0	0
Barrett Ruud	8	7	15	1.0	8.0	1	1	0	2	0	0
Brandon Harris	10	2	12	0.0	0.0	0	0	0	3	0	0
Tim Jamison	2	9	11	1.0	12.0	1	1	0	1	0	0
Alan Ball	7	0	7	0.0	0.0	0	0	0	3	0	0
Bryan Braman	4	2	6	0.0	0.0	0	0	0	0	0	0
Troy Nolan	4	1	5	0.0	0.0	0	0	0	0	0	0
Roc Carmichael	5	0	5	0.0	0.0	0	0	0	1	0	0
Shiloh Keo	2	2	4	0.0	0.0	0	0	1 (1)	1	0	0
Jesse Nading	1	2	3	0.0	0.0	0	0	0	0	0	0
Terrell McClain	0	1	1	0.0	0.0	0	0	0	0	0	0
TEXANS	767	327	1,094	44.0	269.0	89	103	15 (333)	116	16	14
Opponents	730	212	942	28.0	216.0	84	71	13 (136)	67	8	4

MISCELLANEOUS TACKLES: Owen Daniels 4, Andre Johnson 3, Keshawn Martin 2, Antoine Caldwell 1, James Casey 1, Justin Forsett 1, Arian Foster 1, Garrett Graham 1, Derek Newton 1, Kevin Walter 1.

MISCELLANEOUS FUMBLE RECOVERIES: Matt Schaub 2, Arian Foster 1, Ryan Harris 1, Chris Myers 1, T.J. Yates 1.

SPECIAL TEAMS STATISTICS

	Solo	Asst	Total	PAT	Blocks Punt	FG	Forced Fumble	Fumble Recovery
Bryan Braman	14	2	16	0	2	0	0	0
Alan Ball	11	2	13	0	0	0	1	0
Jesse Nading	10	3	13	0	0	0	0	0
Shiloh Keo	7	4	11	0	0	0	0	0
Tim Dobbins	7	2	9	0	0	0	0	0
Quintin Demps	6	3	9	0	0	0	0	0
Whitney Mercilus	5	2	7	0	0	0	0	0
Mister Alexander	4	1	5	0	0	0	0	0
Brice McCain	5	0	5	0	0	0	0	0
DeVier Posey	2	3	5	0	0	0	0	0
Roc Carmichael	5	0	5	0	0	0	0	0
Justin Forsett	4	0	4	0	0	0	0	0
Barrett Ruud	4	0	4	0	0	0	0	0
Troy Nolan	1	2	3	0	0	0	0	0
Shayne Graham	3	0	3	0	0	0	0	0
James Casey	3	0	3	0	0	0	0	0
Jon Weeks	0	2	2	0	0	0	0	0
Brandon Harris	2	0	2	0	0	0	0	0
Donnie Jones	1	1	2	0	0	0	0	0
Garrett Graham	1	0	1	0	0	0	0	0
Darryl Sharpton	1	0	1	0	0	0	0	0
Eddie Pleasant	1	0	1	0	0	0	0	0
Tyler Clutts	0	1	1	0	0	0	0	0
Keshawn Martin	0	0	0	0	0	0	0	1
TEXANS	97	28	125	0	2	0	1	1
Opponents	67	16	83	0	0	1	1	1



2012 POSTSEASON STATISTICS (1-1)

Date	W/L	Score	Opponent	Attendance	A.Foster	54	230	4.3	21	2
1/5/13	W	19-13	Cincinnati (WC)	71,738	K.Martin	1	16	16.0	16	0
1/13/13	L	41-28	at New England (Div)	68,756	M.Schaub	5	2	0.4	2	0
					B.Tate	2	1	0.5	1	0
TEAM STATISTICS					TEXANS	62	249	4.0	21	2
TOTAL FIRST DOWNS					Opponents	40	202	5.1	29	2
RUSHING										
PASSING					RECEIVING	No.	Yds	Avg	Long	TD
PENALTY					O.Daniels	18	172	9.6	24	0
3RD DOWN: MADE/ATT					A.Foster	15	97	6.5	28	1
3RD DOWN PCT.					A.Johnson	12	157	13.1	22	0
4TH DOWN: MADE/ATT					K.Waller	6	41	6.8	12	0
4TH DOWN PCT.					G.Graham	5	42	8.4	20	0
POSSESSION AVG.					J.Casey	4	49	12.3	20	0
TOTAL NET YARDS					D.Posey	3	47	15.7	25t	1
AVG. PER GAME					L.Jean	0	0	0	0	0
TOTAL PLAYS					TEXANS	63	605	9.6	28	2
AVG. PER PLAY					Opponents	39	471	12.1	47	3
NET YARDS RUSHING										
AVG. PER GAME					INTERCEPTIONS	No.	Yds	Avg	Long	TD
TOTAL RUSHES					J.Joseph	1	14	14.0	14	0
NET YARDS PASSING					TEXANS	1	14	14.0	14	0
AVG. PER GAME					Opponents	2	27	13.5	21t	1
SACKED/YARDS LOST										
GROSS YARDS					PUNTING	No.	Yds	Avg	Net	TB
ATTEMPTS/COMPLETIONS					D.Jones	8	308	38.5	34.5	1
COMPLETION PCT.					TEXANS	8	308	38.5	34.5	1
HAD INTERCEPTED					Opponents	10	497	49.7	46.6	0
PUNTS/AVERAGE										
NET PUNTING AVG.					PUNT RETURNS	Ret	FC	Yds	Avg	Long
PENALTIES/YARDS					K.Martin	5	3	31	6.2	12
FUMBLES/BALL LOST					TEXANS	5	3	31	6.2	12
TOUCHDOWNS					Opponents	4	1	12	3.0	12
RUSHING										
PASSING					KICKOFF RETURNS	No	Yds	Avg	Long	TD
RETURNS					D.Manning	6	263	43.8	94	0
					J.Casey	1	14	14.0	14	0
SCORE BY PERIODS					TEXANS	7	277	39.6	94	0
TEXANS					Opponents	9	207	23.0	43	0
Opponents										
					Field Goals	1-19	20-29	30-39	40-49	50+
SCORING					S.Graham	0/0	4/4	0/0	1/1	1/1
S.Graham					TEXANS	0/0	4/4	0/0	1/1	1/1
A.Foster					Opponents	0/0	0/0	3/3	1/1	0/0
D.Posey										
A.Johnson					S. Graham: (48G, 27G, 22G, 24G) (27G, 55G)					
TEXANS					Opponents: (34G, 37G) (37G, 38G)					
Opponents										

2-Pt. Conversions: TEXANS 0/0, Opponents: 0/0

SACKS: J. Watt 1.5, B. Reed 1.5. TEXANS: 3.0, Opponents: 1.0.

FUMBLES/LOST: K. Martin 1/0, M. Schaub 1/0, K. Waller 1/0. TEXANS:

3/0, Opponents: 1/0.

FUMBLE RECOVERIES: None. Total: 0

RUSHING	No.	Yds	Avg	Long	TD								
PASSING						Att	Comp	Yds	Cmp%	Yds/Att	TD	TD%	Int
M.Schaub						89	63	605	70.8%	6.8	2	2.2%	2
TEXANS						89	63	605	70.8%	6.8	2	2.2%	2
Opponents						70	39	471	55.7%	6.7	3	4.3%	1



2012 POSTSEASON STATISTICS (1-1)

DEFENSIVE STATISTICS

TACKLES	Solo	Asst	Total	Sacks	Sack Yds	Tackles For Loss	QB Hits	INT- Yards	Pass Def.	Forced Fumbles	Fumble Recovery
Bradie James	6	9	15	0.0	0.0	2	0	0	0	0	0
Glover Quin	6	8	14	0.0	0.0	1	2	0	3	0	0
Johnathan Joseph	8	2	10	0.0	0.0	0	0	1 (14)	2	0	0
J.J. Watt	6	3	9	1.5	13.5	3	3	0	2	0	0
Shiloh Keo	3	5	8	0.0	0.0	0	0	0	0	0	0
Danileal Manning	4	3	7	0.0	0.0	0	0	0	0	0	0
Brooks Reed	4	2	6	1.5	4.5	0	2	0	0	0	0
Kareem Jackson	4	2	6	0.0	0.0	0	0	0	2	0	0
Barrett Ruud	3	3	6	0.0	0.0	0	0	0	0	0	0
Earl Mitchell	2	3	5	0.0	0.0	1	0	0	0	0	0
Antonio Smith	3	0	3	0.0	0.0	0	3	0	0	0	0
Brandon Harris	3	0	3	0.0	0.0	0	0	0	1	0	0
Connor Barwin	2	0	2	0.0	0.0	1	0	0	1	0	0
Alan Ball	1	0	1	0.0	0.0	0	0	0	0	0	0
Jared Crick	0	1	1	0.0	0.0	0	0	0	0	0	0
Whitney Mercilus	0	1	1	0.0	0.0	0	0	0	0	0	0
TEXANS	55	42	97	3.0	18.0	8	10	1 (14)	11	0	0
Opponents	101	37	138	1.0	9.0	6	5	2 (27)	6	1	0

MISCELLANEOUS TACKLES: Chris Myers 1.

SPECIAL TEAMS STATISTICS

	Solo	Asst	Total	PAT	Blocks Punt	FG	Forced Fumble	Fumble Recovery
Alan Ball	4	0	4	0	0	0	0	0
DeVier Posey	2	0	2	0	0	0	0	0
Quintin Demps	1	1	2	0	0	0	0	0
Shayne Graham	2	0	2	0	0	0	0	0
Whitney Mercilus	1	0	1	0	0	0	0	0
Eddie Pleasant	0	1	1	0	0	0	0	0
Bryan Braman	1	0	1	0	0	0	0	0
Brandon Harris	1	0	1	0	0	0	0	0
TEXANS	12	2	14	0	0	0	0	0
Opponents	8	6	14	0	0	0	0	1



2013 FINAL STATISTICS (2-14)

Date	W/L	Score	Opponent	Attendance	RUSHING	No.	Yds	Avg	Long	TD
9/9	W	31-28	at San Diego	59,522	B. Tate	181	771	4.3	60	4
9/15	W	30-24 (OT)	Tennessee	71,718	A. Foster	121	542	4.5	23	1
9/22	L	30-9	at Baltimore	71,168	D. Johnson	49	183	3.7	29	0
9/29	L	23-20 (OT)	Seattle	71,756	J. Grimes	21	73	3.5	12	1
10/6	L	34-3	at San Francisco	69,732	C. Keenum	14	72	5.1	22	1
10/13	L	38-13	St. Louis	71,104	D. Karim	12	51	4.3	14	0
10/20	L	17-16	at Kansas City	74,118	M. Schaub	5	24	4.8	7	0
11/3	L	27-24	Indianapolis	71,778	C. Wood	3	9	3.0	5	0
11/10	L	27-24	at Arizona	60,845	R. Graham	4	8	2.0	4	0
11/17	L	28-23	Oakland	71,726	S. Keo	1	8	8.0	8	0
11/24	L	13-6	Jacksonville	71,659	G. Jones	2	2	1.0	4	0
12/1	L	34-31	New England	71,769	T. Yates	1	0	0.0	0	0
12/5	L	27-20	at Jacksonville	60,414	TEXANS	414	1,743	4.2	60	7
12/15	L	25-3	at Indianapolis	65,470	Opponents	454	1,958	4.3	80t	11
12/22	L	37-13	Denver	71,161						
12/29	L	16-10	at Tennessee	69,143						

TEAM STATISTICS		Texans	Opponents	D.Hopkins	52	802	15.4	66	2	
TOTAL FIRST DOWNS		307	282	G.Graham	49	545	11.1	42t	5	
RUSHING		90	88	B.Tate	34	140	4.1	10	0	
PASSING		198	158	O.Daniels	24	252	10.5	28	3	
PENALTY		19	36	K.Martin	22	253	11.5	32	2	
3RD DOWN: MADE/ATT		83/231	75/217	A.Foster	22	183	8.3	41	1	
3RD DOWN PCT.		35.9%	34.6%	R.Griffin	19	244	12.8	40	1	
4TH DOWN: MADE/ATT		6/17	3/8	D.Posey	15	155	10.3	42	0	
4TH DOWN PCT.		35.3%	37.5%	D.Johnson	8	46	5.8	14	0	
POSSESSION AVG.		31:00	29:00	J.Grimes	6	76	12.7	31	0	
TOTAL NET YARDS		5,556	5,081	G.Jones	5	34	6.8	19	0	
AVG. PER GAME		347.3	317.6	L.Jean	4	35	8.8	11	0	
TOTAL PLAYS		1,089	970	R.Graham	1	12	12.0	12	0	
AVG. PER PLAY		5.1	5.2	D.Karim	1	-1	-1.0	0	0	
NET YARDS RUSHING		1,743	1,958	TEXANS	371	4,183	11.3	66	19	
AVG. PER GAME		108.9	122.4	Opponents	287	3,310	11.5	64t	29	
TOTAL RUSHES		414	454	INTERCEPTIONS						
NET YARDS PASSING		3,813	3,123	J.Joseph	3	64	21.3	32	0	
AVG. PER GAME		238.3	195.2	B.Cushing	1	18	18.0	18t	1	
SACKED/YARDS LOST		42/370	32/187	S.Keo	1	4	4.0	4	0	
GROSS YARDS		4,183	3,310	D.Swearinger	1	0	0.0	0	0	
ATTEMPTS/COMPLETIONS		633/371	484/287	B.McCain	1	0	0.0	0	0	
COMPLETION PCT.		58.6%	59.3%	TEXANS	7	86	12.3	32	1	
HAD INTERCEPTED		22	7	Opponents	22	357	16.2	98t	5	
PUNTS/AVERAGE		88/47.6	91/45.7	PUNTING						
NET PUNTING AVG.		40.0	40.2	No.	Yds	Avg	Net	TB	In	
PENALTIES/YARDS		112/1,138	103/809	S.Lechler	88	4,189	47.6	40.0	7	34
FUMBLES/BALL LOST		21/9	15/4	TEXANS	88	4,189	47.6	40.0	7	34
TOUCHDOWNS		28	48	Opponents	91	4,161	45.7	40.2	7	31
RUSHING		7	11	PUNT RETURNS						
PASSING		19	29		Ret	FC	Yds	Avg	Long	
RETURNS		2	8	K.Martin	39	21	345	8.8	87t	

SCORE BY PERIODS										1	2	3	4	OT	Total		
TEXANS										64	93	53	60	6	276		
Opponents										97	113	106	109	3	428		
SCORING										TD	Ru	Pa	Rt	PAT	FG	SAF	TP
R. Bullock										0	0	0	0	26/26	26/35	0	104
G. Graham										5	0	5	0	0/0	0/0	0	30
A. Johnson										5	0	5	0	0/0	0/0	0	30
B. Tate										4	4	0	0	0/0	0/0	0	24
O. Daniels										3	0	3	0	0/0	0/0	0	18
K. Martin										3	0	2	1	0/0	0/0	0	18
A. Foster										2	1	1	0	0/0	0/0	1	14
D. Hopkins										2	0	2	0	0/0	0/0	0	12
B. Cushing										1	0	0	1	0/0	0/0	0	6
C. Keenum										1	1	0	0	0/0	0/0	0	6
J. Grimes										1	1	0	0	0/0	0/0	0	6
R. Griffin										1	0	1	0	0/0	0/0	0	6
J. Mays										0	0	0	0	0/0	0/0	0	2
TEXANS										28	7	19	2	26/26	26/35	1	276
Opponents										48	11	29	8	46/46	30/35	1	428
KICKOFF RETURNS										No	Yds	Avg	Long	TD			
K. Martin										36	947	26.3	50	0			
D. Johnson										6	151	25.2	32	0			
D. Karim										4	78	19.5	31	0			
G. James										2	43	21.5	26	0			
C. Wood										1	20	20.0	20	0			
D. Manning										1	18	18.0	18	0			
J. Crick										1	0	0.0	0	0			
TEXANS										51	1,257	24.6	50	0			
Opponents										39	1,004	25.7	57	0			
FIELD GOALS										1-19	20-29	30-39	40-49	50+			
R. Bullock										1/1	7/7	5/5	12/17	1/5			
TEXANS										1/1	7/7	5/5	12/17	1/5			
Opponents										0/0	5/5	10/10	11/14	4/6			
R. Bullock: (51WL, 41G) (50WR, 50WR, 46LU) (27G, 29G, 47G) (22G,																	

2-Pt. Conversions: TEXANS 1/1, Opponents: 1/2

Sacks: J. Watt 10.5, W. Mercilus 7.0, A. Smith 5.0, B. Reed 3.0, E. Mitchell 1.5, B. Cushing 1.5, J. Mays 1.0, D. Manning 1.0, TEAM 1.0, J. Tarpinian 0.5
TEXANS: 32.0, Opponents: 42.0

Fumbles/Lost: C. Keenum 6/2, B. Tate 5/2, D. Hopkins 1/1, J. Grimes 1/1, M. Schaub 2/1, K. Martin 2/1, G. Graham 2/1, C. Myers 1/0, T. Yates 1/0.
TEXANS: 21/9, Opponents: 15/4
OPP: Fumble Recoveries: J. Watt 2, K. Jackson 1, T. McClain 1. Total: 4

PASSING	Att	Comp	Yds	Cmp%	Yds/Att	TD	TD%	Int	Int%	Long	Sack/Lost	Rating
M. Schaub	358	219	2,310	61.2%	6.5	10	2.8%	14	3.9%	46	21/162	73.0
C. Keenum	253	137	1,760	54.2%	7.0	9	3.6%	6	2.4%	66	19/201	78.2
T. Yates	22	15	113	68.2%	5.1	0	0.0%	2	9.1%	20	2/7	42.4
TEXANS	633	371	4,183	58.6%	6.6	19	3.0%	22	3.5%	66	42/370	74.0
Opponents	484	287	3,310	59.3%	6.8	29	6.0%	7	1.4%	64t	32/187	93.9

2013 FINAL STATISTICS (2-14)

DEFENSIVE STATISTICS

TACKLES	Solo	Asst	Total	Sacks	Sack Yds	Tackles For Loss	QB Hits	INT-Yards	Pass Def.	Forced Fumbles	Fumble Recovery
Darryl Sharpton	69	58	127	0.0	0.0	2	4	0	1	1	0
J.J. Watt	80	37	117	10.5	70.5	22	46	0	7	4	2
Earl Mitchell	33	54	87	1.5	9.5	2	3	0	0	0	0
Brooks Reed	48	39	87	3.0	17.0	9	6	0	0	0	0
Joe Mays	41	43	84	1.0	7.0	6	4	0	3	0	0
D.J. Swearinger	62	21	83	0.0	0.0	3	0	1 (0)	4	1	0
Brian Cushing	44	21	65	1.5	4.5	6	4	1 (18)	3	1	0
Whitney Mercilus	35	30	65	7.0	36.0	6	18	0	0	0	0
Shiloh Keo	53	11	64	0.0	0.0	0	0	1 (4)	6	0	0
Kareem Jackson	58	4	62	0.0	0.0	1	0	0	9	0	1
Johnathan Joseph	51	4	55	0.0	0.0	1	1	3 (64)	16	0	0
Antonio Smith	29	21	50	5.0	29.5	8	13	0	0	1	0
Danileal Manning	31	4	35	1.0	6.0	1	1	0	2	0	0
Jared Crick	15	18	33	0.0	0.0	1	2	0	3	0	0
Brice McCain	23	7	30	0.0	0.0	0	0	1 (0)	7	0	0
Jeff Tarpinian	16	13	29	0.5	3.0	2	2	0	1	0	0
Ed Reed	15	6	21	0.0	0.0	0	0	0	0	0	0
Terrell McClain	9	12	21	0.0	0.0	0	1	0	0	0	1
Brandon Harris	15	5	20	0.0	0.0	0	0	0	4	0	0
Eddie Pleasant	13	2	15	0.0	0.0	0	0	0	2	0	0
Justin Tuggle	3	1	4	0.0	0.0	0	0	0	0	0	0
Tim Jamison	1	3	4	0.0	0.0	0	0	0	0	0	0
Willie Jefferson	2	1	3	0.0	0.0	0	0	0	0	0	0
Ricky Sapp	0	1	1	0.0	0.0	0	0	0	0	0	0
TEAM	1	0	1	1.0	4.0	0	0	0	0	0	0
TEXANS	747	416	1,163	32.0	187.0	70	105	7 (86)	68	8	4
Opponents	725	213	938	42.0	370.0	81	110	22 (357)	98	17	9

MISCELLANEOUS TACKLES: Andre Johnson 6, DeAndre Hopkins 3, Duane Brown 2, Ben Tate 2, Greg Jones 2, Wade Smith 2, Brandon Brooks 1, Owen Daniels 1, Ryan Griffin 1, Derek Newton 1, T.J. Yates 1.

MISCELLANEOUS FUMBLE RECOVERIES: Brandon Brooks 2, Duane Brown 1, Garrett Graham 1, Andre Johnson 1, Ben Jones 1, Greg Jones 1, Ben Tate 1, T.J. Yates 1.


SPECIAL TEAMS STATISTICS

TACKLES	Solo	Asst	Total	Blocked PAT	Blocked Punt	Blocked FG	Forced Fumble	Fumble Recovery
Justin Tuggle	10	1	11	0	0	0	1	0
Eddie Pleasant	8	0	8	0	0	0	0	0
Bryan Braman	8	0	8	0	0	0	0	0
Elbert Mack	8	0	8	0	0	0	0	0
Jon Weeks	2	4	6	0	0	0	0	0
Josh Victorian	4	1	5	0	0	0	0	0
D.J. Swearinger	4	0	4	0	0	0	0	0
Brice McCain	4	0	4	0	0	0	0	0
Ryan Griffin	3	1	4	0	0	0	0	0
Shiloh Keo	3	0	3	0	0	0	0	0
Brandon Harris	3	0	3	0	0	0	0	0
Mike Mohamed	3	0	3	0	0	0	0	0
A.J. Bouye	2	0	2	0	0	0	0	0
Shane Lechler	2	0	2	0	0	0	0	0
Greg Jones	2	0	2	0	0	0	0	0
Jeff Tarpinian	1	1	2	0	0	0	0	0
Jonathan Grimes	1	0	1	0	0	0	0	0
Jawanza Starling	1	0	1	0	0	0	0	0
Deji Karim	1	0	1	0	0	0	0	0
D.J. Smith	1	0	1	0	0	0	0	0
Lestar Jean	1	0	1	0	0	0	0	0
Joe Mays	1	0	1	0	0	0	0	0
Tavares Gooden	1	0	1	0	0	0	0	0
Randy Bullock	1	0	1	0	0	0	0	0
J.J. Watt	0	0	0	0	0	2	0	0
TEXANS	75	8	83	0	0	2	1	0
Opponents	89	16	105	0	0	1	2	4



THE CRISP REFRESHING TASTE OF BUD LIGHT.

**NEVER FILLING.
ALWAYS FULFILLING.**



ENJOY RESPONSIBLY

©2014 A-B, Bud Light® Beer, St. Louis, MO



TEXANS KICKOFF

TEXANS ROSTER



#70 Adams, Jeff T
6-7 • 305 • Age 25
2nd season
Berwyn, Ill. • Columbia



#91 Ankrah, Jason OLB
6-3 • 262 • Age 24
1st season
Gaithersburg, Md. • Nebraska



#39 Ballentine, Lonnie S
6-3 • 215 • Age 22
2nd Season
Memphis, Tenn. • Memphis



#28 Blue, Alfred RB
6-2 • 223 • Age 24
2nd Season
Boutte, La. • LSU



#16 Bonner, Alan WR
5-10 • 191 • Age 24
3rd season
Newnan, Ga. • Jacksonville State



#34 Bouye, A.J. CB
6-0 • 191 • Age 23
3rd season
Tucker, Ga. • Central Florida



#79 Brooks, Brandon G
6-5 • 335 • Age 25
4th season
Milwaukee, Wisc. • Miami (Ohio)



#76 Brown, Duane T
6-4 • 303 • Age 29
8th season
Richmond, Va. • Virginia Tech



#48 Brown, Kourtnei OLB
6-4 • 253 • Age 27
1st season
Charlotte, N.C. • Clemson



#33 Brown, Stevie FS
5-11 • 215 • Age 27
6th season
Dallas, Texas • Michigan



#4 Bullock, Randy K
5-9 • 206 • Age 25
4th season
Klein, Texas • Texas A&M



#53 Bullough, Max ILB
6-3 • 249 • Age 23
1st Season
Traverse City, Mich. • Michigan State



#58 Cliett, Reshard LB
6-2 • 222 • Age 23
Rookie - 6th rd - 211th pick
Thomasville, Ga. • South Florida



#90 Clowney, Jadeveon OLB
6-5 • 266 • Age 22
2nd season
Rock Hill, S.C. • South Carolina



#64 Coleman, Jasper DE
6-4 • 290 • Age 22
Rookie
Richmond, Va. • William & Mary



#95 Covington, Christian DT
6-2 • 289 • Age 21
Rookie - 6th rd - 216th pick
Vancouver, BC, Canada • Rice



#93 Crick, Jared DE
6-4 • 285 • Age 25
4th season
Cozad, Neb. • Nebraska



#56 Cushing, Brian ILB
6-3 • 249 • Age 28
7th season
Park Ridge, N.J. • USC



#2 Davis, Jace WR
6-1 • 206 • Age 23
1st season
Lone Tree, Colo. • Northern Colorado



#61 Deaderick, Brandon NT
6-4 • 305 • Age 27
6th season
Elizabethtown, Ky. • Alabama



#81 Denham, Anthony TE
6-4 • 235 • Age 24
1st season
Monterey Park, Calif. • Utah



#50 Dent, Akeem ILB
6-1 • 239 • Age 27
5th season
Atlanta, Ga. • Georgia



#40 Drummond, Kurtis S
6-1 • 208 • Age 23
Rookie
Masury, Ohio • Michigan State




#73 Feiler, Matt T
6-6 • 330 • Age 23
1st season
Strasburg, Pa. • Bloomsburg



#78 Ferentz, James C
6-2 • 285 • Age 26
1st season
Iowa City, Iowa • Iowa



TEXANS ROSTER




#87 Fiedorowicz, C.J. TE
6-5 • 265 • Age 23
2nd season
Johnsburg, Ill. • Iowa



#94 Finau, Tevita DE
6-5 • 288 • Age 29
1st season
Lahaina, Hawaii • Utah



#23 Foster, Arian RB
6-1 • 227 • Age 28
7th season
San Diego, Calif. • Tennessee



#88 Graham, Garrett TE
6-3 • 243 • Age 28
6th season
Brick, N.J. • Wisconsin



#84 Griffin, Ryan TE
6-6 • 254 • Age 25
3rd season
Londonderry, N.H. • Connecticut



#41 Grimes, Jonathan RB
5-10 • 209 • Age 25
3rd season
Palmyra, N.J. • William & Mary



#29 Hal, Andre CB
5-10 • 188 • Age 23
2nd season
Port Allen, La. • Vanderbilt



#38 Hilliard, Kenny RB
5-11 • 226 • Age 23
Rookie - 7th rd - 235th pick
Patterson, La. • LSU



#10 Hopkins, DeAndre WR
6-1 • 218 • Age 23
3rd season
Central, S.C. • Clemson



#7 Hoyer, Brian QB
6-2 • 215 • Age 29
7th season
North Olmsted, Ohio • Michigan State



#69 Ivory, Brandon DT
6-4 • 308 • Age 23
Rookie
Memphis, Tenn. • Alabama



#25 Jackson, Kareem CB
5-10 • 188 • Age 26
6th season
Macon, Ga. • Alabama



#31 James, Charles CB
5-9 • 179 • Age 25
2nd season
Jacksonville, Fla. • Charleston Southern




#13 Johnson, Damaris WR
5-8 • 175 • Age 25
4th season
Norco, La. • Tulsa



#30 Johnson, Kevin CB
5-11 • 188 • Age 22
Rookie - 1st rd - 16th pick
Clarksville, Md. • Wake Forest



#8 Johnson, Will P
6-2 • 206 • Age 22
Rookie
Bryan, Texas • Texas State



#60 Jones, Ben G/C
6-3 • 308 • Age 26
4th season
Centreville, Ala. • Georgia



#24 Joseph, Johnathan CB
5-11 • 188 • Age 31
10th season
Rock Hill, S.C. • South Carolina




#19 Labhart, Travis WR
5-9 • 182 • Age 24
1st season
Whitesboro, Texas • Texas A&M



#63 Lamm, Kendall T
6-6 • 305 • Age 23
Rookie
Charlotte, N.C. • Appalachian State



#9 Lechler, Shane P
6-2 • 237 • Age 38
16th season
East Bernard, Texas • Texas A&M



#86 Lee, Khari TE
6-4 • 235 • Age 23
Rookie
Baltimore, Md. • Bowie State



#15 Mallett, Ryan QB
6-6 • 245 • Age 26
5th season
Texarkana, Texas • Arkansas



#65 Mancz, Greg C
6-4 • 301 • Age 23
Rookie
Cincinnati, Ohio • Toledo



#82 Martin, Keshawn WR
5-11 • 194 • Age 25
4th season
Inkster, Mich. • Michigan State

TEXANS ROSTER



#89 McFarland, Mike TE
6-5 • 252 • Age 23
Rookie
Tampa, Fla. • South Florida



#55 McKinney, Benardrick LB
6-4 • 246 • Age 22
Rookie - 2nd rd - 43rd pick
Tunica, Miss. • Mississippi State



#98 McLeod, Cam DE
6-5 • 282 • Age 22
Rookie
McLain, Miss. • Ohio



#59 Mercilus, Whitney OLB
6-4 • 258 • Age 25
4th season
Akron, Ohio • Illinois



#54 Mohamed, Mike ILB
6-3 • 238 • Age 27
4th season
Brawley, Calif. • California



#43 Moore, Corey S
6-2 • 206 • Age 22
Rookie
Griffin, Ga. • Georgia



#26 Moore, Rahim FS
6-1 • 195 • Age 25
5th season
Los Angeles, Calif. • UCLA



#21 Morris, Darryl CB
5-10 • 188 • Age 24
3rd season
San Antonio, Texas • Texas State



#12 Mumphery, Keith WR
6-0 • 215 • Age 23
Rookie - 5th rd - 175th pick
Vienna, Ga. • Michigan State



#72 Newton, Derek T
6-6 • 313 • Age 27
5th season
Utica, Miss. • Arkansas State



#92 Nix III, Louis NT
6-2 • 331 • Age 24
2nd season
Jacksonville, Fla. • Notre Dame



#17 Nwachukwu, EZ WR
5-11 • 198 • Age 24
1st season
Allen, Texas • Texas A&M



#97 Pagan, Jeffrey DE
6-3 • 310 • Age 22
2nd season
Asheville, N.C. • Alabama



#27 Parks, Terrance S
6-2 • 218 • Age 25
1st season
Fairburn, Ga. • Florida State




#96 Pettinato, Dan DE
6-4 • 277 • Age 23
Rookie
Grass Valley, Calif. • Arizona




#35 Pleasant, Eddie SS
5-10 • 210 • Age 26
3rd season
Compton, Calif. • Oregon




#22 Polk, Chris RB
5-11 • 222 • Age 25
4th season
Redlands, Calif. • Washington




#45 Prosch, Jay FB
6-1 • 256 • Age 22
2nd season
Mobile, Ala. • Auburn



#77 Quessenberry, David G
6-5 • 306 • Age 24
3rd season
Encinitas, Calif. • San Jose State



#20 Rolle, Jumal CB
6-0 • 188 • Age 25
2nd season
Wilson, N.C. • Catawba



#3 Savage, Tom QB
6-4 • 228 • Age 25
2nd season
Springfield, Pa. • Pittsburgh



#18 Shorts III, Cecil WR
6-0 • 202 • Age 27
5th season
Cleveland, Ohio • Mount Union



#51 Simon, John OLB
6-1 • 252 • Age 24
3rd season
Youngstown, Ohio • Ohio State



#62 Slade, Chad G
6-5 • 315 • Age 23
Rookie
Moody, Ala. • Auburn




#11 Strong, Jaelen WR
6-2 • 217 • Age 21
Rookie - 3rd rd - 70th pick
Philadelphia, Pa. • Arizona State



TEXANS ROSTER



#71 Su'a-Filo, Xavier G
6-4 • 307 • Age 24
2nd season
American Fork, Utah • UCLA



#52 Tarpinian, Jeff ILB
6-3 • 240 • Age 27
4th season
Omaha, Neb. • Iowa



#44 Thompson, Carlos OLB
6-5 • 243 • Age 23
Rookie
Hollandale, Miss. • Mississippi



#47 Trail, Lynden OLB
6-7 • 269 • Age 24
Rookie
Miami, Fla. • Norfolk State




#66 Treadwell, Joseph T
6-5 • 324 • Age 22
Rookie
Pine Bluff, Ark. • Louisiana-Monroe



#57 Tuggle, Justin ILB
6-3 • 249 • Age 25
3rd season
Alpharetta, Ga. • Kansas State



#85 Washington, Nate WR
6-1 • 183 • Age 31
11th season
Toledo, Ohio • Tiffin



#49 Washington, Tony OLB
6-4 • 247 • Age 23
Rookie
Rancho Cucamonga, Calif. • Oregon



#99 Watt, J.J. DE
6-5 • 289 • Age 26
5th season
Pewaukee, Wisc. • Wisconsin




#46 Weeks, Jon LS
5-10 • 246 • Age 29
6th season
Bethpage, N.Y. • Baylor




#67 White, Cody G
6-3 • 303 • Age 27
4th season
Columbus, Ohio • Illinois State



#75 Wilfork, Vince NT
6-2 • 325 • Age 33
12th season
Boynton Beach, Fla. • Miami (Fla.)



#68 Witzmann, Bryan T
6-7 • 311 • Age 25
2nd season
Houlton, Wisc. • South Dakota St.



#6 Worthy, Chandler WR
5-9 • 173 • Age 21
Rookie
Griffin, Ga. • Troy



#74 Yeatman, Will T
6-6 • 315 • Age 27
5th season
San Diego, Calif. • Maryland

TEXANS ALPHABETIC ROSTER

(As of July 1, 2015)

NO.	NAME	POS	HT	WT	AGE	NFL EXP	COLLEGE	HIGH SCHOOL HOMETOWN	2014 Season GP-GS-DNP-IA
70	Adams, Jeff	T	6-7	305	25	2	Columbia	Berwyn, Ill.	2-0-2-12
91	Ankrah, Jason	OLB	6-3	262	24	1	Nebraska	Galithersburg, Md.	2-0-0-3
39	Ballentine, Lonnie	S	6-3	215	22	2	Memphis	Memphis, Tenn.	0-0-0-0
28	Blue, Alfred	RB	6-2	223	24	2	LSU	Boutte, La.	16-3-0-0
16	Bonner, Alan	WR	5-10	191	24	3	Jacksonville State	Newnan, Ga.	0-0-0-0
34	Bouye, A.J.	CB	6-0	191	23	3	Central Florida	Tucker, Ga.	14-7-0-2
79	Brooks, Brandon	G	6-5	335	25	4	Miami (Ohio)	Milwaukee, Wisc.	15-15-0-1
76	Brown, Duane	T	6-4	302	29	8	Virginia Tech	Richmond, Va.	16-16-0-0
48	Brown, Kourtnei	OLB	6-4	253	27	1	Clemson	Charlotte, N.C.	0-0-0-0
33	Brown, Stevie	FS	5-11	215	27	6	Michigan	Dallas, Texas	*16-8-0-0
4	Bullock, Randy	K	5-9	206	25	4	Texas A&M	Klein, Texas	16-0-0-0
53	Bulough, Max	ILB	6-3	249	23	1	Michigan State	Traverse City, Mich.	1-0-0-2
90	Clowney, Jadeveon	OLB	6-5	266	22	2	South Carolina	Rock Hill, S.C.	4-2-0-9
93	Crick, Jared	DE	6-4	285	25	4	Nebraska	Cozad, Neb.	16-15-0-0
56	Cushing, Brian	ILB	6-3	249	28	7	Southern California	Park Ridge, N.J.	14-14-0-2
2	Davis, Jace	WR	6-1	206	23	1	Northern Colorado	Lone Tree, Colo.	0-0-0-0
61	Deaderick, Brandon	NT	6-4	305	27	6	Alabama	Elizabethtown, Ky.	+13-2-0-3
81	Denham, Anthony	TE	6-4	235	23	1	Utah	Monterey Park, Calif.	4-0-0-0
50	Dent, Akeem	ILB	6-1	239	27	5	Georgia	Atlanta, Ga.	15-7-0-1
73	Feller, Matt	T	6-6	330	22	1	Bloomington	Slaskburg, Pa.	0-0-0-0
78	Ferentz, James	C	6-2	285	26	1	Iowa	Iowa City, Iowa	0-0-0-0
87	Fiedorowicz, C.J.	TE	6-5	265	23	2	Iowa	Johnsburg, Ill.	15-8-0-1
94	Finau, Tevita	DE	6-5	288	29	1	Utah	Lahaina, Hawaii	0-0-0-0
23	Foster, Arian	RB	6-1	227	28	7	Tennessee	San Diego, Calif.	13-13-0-3
88	Graham, Garrett	TE	6-3	243	28	6	Wisconsin	Brick, N.J.	11-8-0-5
84	Griffin, Ryan	TE	6-6	254	25	3	Connecticut	Londonderry, N.H.	16-2-0-0
41	Grimes, Jonathan	RB	5-10	209	25	3	William & Mary	Palmyra, N.J.	16-0-0-0
29	Hal, Andre	CB	5-10	188	23	2	Vanderbilt	Port Allen, La.	14-0-0-2
10	Hopkins, DeAndre	WR	6-1	218	23	3	Clemson	Central, S.C.	16-16-0-0
7	Hoyer, Brian	QB	6-2	215	29	7	Michigan State	North Olmsted, Ohio	#14-13-1-1
25	Jackson, Kareem	CB	5-10	188	26	6	Alabama	Macon, Ga.	13-13-0-3
31	James, Charles	CB	5-9	179	25	2	Charleston Southern	Jacksonville, Fla.	0-0-0-0
13	Johnson, Damaris	WR	5-8	175	25	4	Tulsa	Norco, La.	16-8-0-0
60	Jones, Ben	G/C	6-3	308	25	4	Georgia	Centreville, Ala.	16-16-0-0
24	Joseph, Johnathan	CB	5-11	188	31	10	South Carolina	Rock Hill, S.C.	16-16-0-0
19	Labhart, Travis	WR	5-9	182	24	1	Texas A&M	Whitesboro, Texas	0-0-0-0
9	Lechler, Shane	P	6-2	237	38	16	Texas A&M	East Bernard, Texas	16-0-0-0
15	Mallett, Ryan	QB	6-6	245	26	5	Arkansas	Texarkana, Texas	3-2-8-0
82	Martin, Keshawn	WR	5-11	194	25	4	Michigan State	Inkster, Mich.	16-0-0-0
59	Mercilus, Whitney	OLB	6-4	258	24	4	Illinois	Akron, Ohio	15-13-0-1
54	Mohamed, Mike	ILB	6-3	238	27	4	California	Brawley, Calif.	14-2-0-2
26	Moore, Rahim	FS	6-1	195	25	5	UCLA	Los Angeles, Calif.	\$16-16-0-0
21	Morris, Darryl	CB	5-10	188	24	3	Texas State	San Antonio, Texas	12-1-0-4
72	Newton, Derek	T	6-6	313	27	5	Arkansas State	Ulica, Miss.	16-16-0-0
92	Nix III, Louis	NT	6-2	331	23	2	Notre Dame	Jacksonville, Fla.	0-0-0-3
17	Nwachukwu, EZ	WR	5-11	198	24	1	Texas A&M	Allen, Texas	0-0-0-0
97	Pagan, Jefffrey	DE	6-3	310	21	2	Alabama	Asheville, N.C.	16-0-0-0
27	Parks, Terrance	S	6-2	218	25	1	Florida State	Fairburn, Ga.	*1-0-0-0
35	Pleasant, Eddie	SS	5-10	210	26	3	Oregon	Compton, Calif.	14-0-0-2
22	Polk, Chris	RB	5-11	222	25	4	Washington	Redlands, Calif.	&14-0-0-2
45	Prosch, Jay	FB	6-1	256	22	2	Auburn	Mobile, Ala.	16-5-0-0
77	Quessenberry, David	G	6-5	306	24	3	San Jose State	Encinitas, Calif.	0-0-0-0
20	Rolle, Jumal	CB	6-0	188	25	2	Catawba	Wilson, N.C.	10-0-0-2
3	Savage, Tom	QB	6-4	228	25	2	Pittsburgh	Springfield, Pa.	2-0-1-13
18	Shorts III, Cecil	WR	6-0	202	27	5	Mount Union	Cleveland, Ohio	113-12-0-3
51	Simon, John	OLB	6-1	252	24	3	Ohio State	Youngstown, Ohio	11-0-0-0
71	Sura-Filo, Xavier	T	6-4	307	24	2	UCLA	American Fork, Utah	13-1-0-3
52	Tarpinian, Jeff	ILB	6-3	240	27	4	Iowa	Omaha, Neb.	14-0-0-2
57	Tuggle, Justin	ILB	6-3	249	25	3	Kansas State	Alpharetta, Ga.	16-8-0-0
85	Washington, Nate	WR	6-1	183	31	11	Tiffin	Toledo, Ohio	@16-11-0-0
99	Watt, J.J.	DE	6-5	289	26	5	Wisconsin	Pewaukee, Wisc.	16-16-0-0
46	Weeks, Jon	LS	5-10	246	29	6	Baylor	Bethpage, N.Y.	16-0-0-0
67	White, Cody	G	6-3	303	26	4	Illinois State	Columbus, Ohio	0-0-0-0
75	Wilfork, Vince	NT	6-2	325	33	12	Miami (Fla.)	Boynton Beach, Fla.	%16-16-0-0
68	Witzmann, Bryan	T	6-7	311	24	2	South Dakota State	Houlton, Wisc.	0-0-0-0
74	Yeatman, Will	T	6-6	315	27	5	Maryland	San Diego, Calif.	0-0-0-0

DRAFT PICKS (7)

58	Clell, Roshard	LB	6-2	222	23	R	South Florida	Thomasville, Ga.	
95	Covington, Christian	DT	6-2	289	21	R	Rice	Vancouver, BC, Canada	
38	Hilliard, Kenny	RB	5-11	226	23	R	LSU	Patterson, La.	
30	Johnson, Kevin	CB	5-11	188	22	R	Wake Forest	Clarksville, Md.	
55	McKinney, Benardrick	LB	6-4	246	22	R	Mississippi State	Tunica, Miss.	
12	Mumphery, Keith	WR	6-0	215	23	R	Michigan State	Vienna, Ga.	
11	Strong, Jaelen	WR	6-2	217	21	R	Arizona State	Philadelphia, Pa.	

UNDRAFTED ROOKIES (17)

64	Coleman, Jasper	DE	6-4	290	22	R	William & Mary	Richmond, Va.	
40	Drummond, Kurtis	S	6-1	208	23	R	Michigan State	Masury, Ohio	
69	Ivory, Brandon	DT	6-4	308	22	R	Alabama	Memphis, Tenn.	
8	Johnson, Will	P	6-2	206	22	R	Texas State	Bryan, Texas	
63	Lamm, Kendall	T	6-6	305	23	R	Appalachian State	Charlotte, N.C.	
86	Lee, Khari	TE	6-4	235	23	R	Bowie State	Baltimore, Md.	
65	Manicz, Greg	C	6-4	301	23	R	Toledo	Cincinnati, Ohio	
89	McFarland, Mike	TE	6-5	252	23	R	South Florida	Tampa, Fla.	
98	McLeod, Cam	DE	6-5	282	22	R	Ohio	McLain, Miss.	
43	Moore, Corey	S	6-2	206	22	R	Georgia	Griffin, Ga.	
96	Pettinato, Dan	DE	6-4	277	23	R	Arizona	Grass Valley, Calif.	
62	Slade, Chad	G	6-5	315	23	R	Auburn	Moody, Ala.	
44	Thompson, Carlos	OLB	6-5	243	23	R	Mississippi	Hollandale, Miss.	
47	Trail, Lynden	OLB	6-7	269	24	R	Norfolk State	Miami, Fla.	
66	Treadwell, Joseph	T	6-5	324	22	R	Louisiana-Monroe	Pine Bluff, Ark.	
49	Washington, Tony	OLB	6-4	247	23	R	Oregon	Rancho Cucamonga, Calif.	
6	Worthy, Chandler	WR	5-9	173	21	R	Troy	Griffin, Ga.	

COACHING STAFF

BILL O'BRIEN

Head Coach

GEORGE GODSEY

Offensive Coordinator

ROMEO CRENNEL

Defensive Coordinator

BOB LIGASHESKY

Special Teams Coordinator

JIM BERNHARDT

Director of Football Research

BRIAN BELL

Assistant Strength and Conditioning

JOHN BUTLER

Secondary

DOUG COLMAN

Assistant Special Teams

MIKE DEVLIN

Offensive Line

CRAIG FITZGERALD

Head Strength & Conditioning

SEAN HAYES

Assistant Strength & Conditioning

STAN HIXON

Wide Receivers

TIM KELLY

Offensive Quality Control

WILL LAWING

Defensive Quality Control

CHARLES LONDON

Running Backs

ANTHONY MIDGET

Assistant Secondary

PAT O'HARA

Offensive Assistant

PAUL PASQUALONI

Defensive Line

JOHN PERRY

Tight Ends

ANTHONY PLEASANT

Defensive Assistant

MIKE VRABEL

Linebackers



TEXANS NUMERIC ROSTER

(As of July 1, 2015)

NO.	NAME	POS	HT	WT	AGE	NFL EXP	COLLEGE	HIGH SCHOOL HOMETOWN	HOW ACQUIRED
2	Jace Davis	WR	6-1	206	23	1	Northern Colorado	Lone Tree, Colo.	FA-14
3	Tom Savage	QB	6-4	228	25	2	Pittsburgh	Springfield, Pa.	D4-14
4	Randy Bullock	K	5-9	206	25	4	Texas A&M	Klein, Texas	D5-12
7	Brian Hoyer	QB	6-2	215	29	7	Michigan State	North Olmsted, Ohio	UFA-15 (CLE)
9	Shane Lechler	P	6-2	237	38	16	Texas A&M	East Bernard, Texas	UFA-13 (OAK)
10	DeAndre Hopkins	WR	6-1	218	23	3	Clemson	Central, S.C.	D1-13
13	Damaris Johnson	WR	5-8	175	25	4	Tulsa	Norco, La.	W-14 (PHI)
15	Ryan Mallett	QB	6-6	245	27	5	Arkansas	Toxarkana, Texas	T-14 (NE)
16	Alan Borner	WR	5-10	191	24	3	Jacksonville State	Newnan, Ga.	D6b-13
17	EZ Nwachukwu	WR	5-11	198	24	1	Texas A&M	Allen, Texas	FA-14
18	Cecil Shorts III	WR	6-0	202	27	5	Mount Union	Cleveland, Ohio	UFA-15 (JAX)
19	Travis Labhart	WR	5-9	182	24	1	Texas A&M	Whitesboro, Texas	CFA-14
20	Jumal Rolle	CB	6-0	188	25	2	Catawba	Wilson, N.C.	FA-14
21	Darryl Morris	CB	5-10	188	24	3	Texas State	San Antonio, Texas	W-14 (SF)
22	Chris Polk	RB	5-11	222	25	4	Washington	Redlands, Calif.	FA-15
23	Arian Foster	RB	6-1	227	28	7	Tennessee	San Diego, Calif.	CFA-09
24	Johnathan Joseph	CB	5-11	188	31	10	South Carolina	Rock Hill, S.C.	UFA-11 (CIN)
25	Kareem Jackson	CB	5-10	188	27	6	Alabama	Macon, Ga.	D1-10
26	Rahim Moore	FS	6-1	195	25	5	UCLA	Los Angeles, Calif.	UFA-15 (DEN)
27	Terrance Parks	S	6-2	218	25	1	Florida State	Fairburn, Ga.	FA-14
28	Alfred Blue	RB	6-2	223	24	2	LSU	Boutte, La.	D6b-14
29	Andre Hal	CB	5-10	188	23	2	Vanderbilt	Port Allen, La.	D7a-14
31	Charles James	CB	5-9	179	25	2	Charleston Southern	Jacksonville, Fla.	FA-14
33	Stevie Brown	FS	5-11	215	27	6	Michigan	Dallas, Texas	UFA-15 (NYG)
34	A.J. Bouye	CB	6-0	191	23	3	Central Florida	Tucker, Ga.	CFA-13
35	Eddie Pleasant	SS	5-10	210	26	3	Oregon	Compton, Calif.	CFA-12
39	Lonnie Ballentine	S	6-3	215	22	2	Memphis	Memphis, Tenn.	D7b-14
41	Jonathan Grimes	FB	5-10	209	25	3	William & Mary	Palmyra, N.J.	FA-13
45	Jay Prosch	RB	6-1	256	22	2	Auburn	Mobile, Ala.	D6c-14
46	Jon Weeks	LS	5-10	246	29	6	Baylor	Bethpage, N.Y.	FA-10
48	Kourtnei Brown	OLB	6-4	253	27	1	Clemson	Charlotte, N.C.	FA-14
50	Akeem Dent	ILB	6-1	239	27	5	Georgia	Atlanta, Ga.	T-14 (ATL)
51	John Simon	OLB	6-1	252	24	3	Ohio State	Youngstown, Ohio	FA-14
52	Jeff Tarpinian	ILB	6-3	240	27	4	Iowa	Omaha, Neb.	FA-13
53	Max Bullough	ILB	6-3	249	23	1	Michigan State	Traverse City, Mich.	CFA-14
54	Mike Mohamed	ILB	6-3	238	27	4	California	Brawley, Calif.	FA-13
56	Brian Cushing	ILB	6-3	249	28	7	Southern California	Park Ridge, N.J.	D1-09
57	Justin Tuggle	ILB	6-3	249	25	3	Kansas State	Alpharetta, Ga.	CFA-13
59	Whitney Mercilus	OLB	6-4	258	24	4	Illinois	Akron, Ohio	D1-12
60	Ben Jones	G/C	6-3	308	25	4	Georgia	Centerville, Ala.	D4a-12
61	Brandon Deaderick	NT	6-4	305	27	6	Alabama	Elizabethtown, Ky.	FA-15
67	Cody White	G	6-3	303	26	4	Illinois State	Columbus, Ohio	CFA-12
68	Bryan Wilzmann	T	6-7	311	24	2	South Dakota State	Houlton, Wisc.	CFA-14
70	Jeff Adams	T	6-7	305	25	2	Columbia	Berwyn, Ill.	W-14 (TEN)
71	Xavier Su'a-Filo	G	6-4	307	24	2	UCLA	American Fork, Utah	D2-14
72	Derek Newton	T	6-6	313	27	5	Arkansas State	Ulica, Miss.	D7a-11
73	Matt Feiler	T	6-6	330	22	1	Bloomsburg	Strasburg, Pa.	CFA-14
74	Will Yeatman	T	6-6	315	27	5	Maryland	San Diego, Calif.	FA-14
75	Vince Wilfork	NT	6-2	325	33	12	Miami (Fla.)	Boynton Beach, Fla.	UFA-15 (NE)
76	Duane Brown	T	6-4	303	29	8	Virginia Tech	Richmond, Va.	D1-08
77	David Quessenberry	G	6-5	306	24	3	San Jose State	Encinitas, Calif.	D6a-13
78	James Ferentz	C	6-2	285	26	1	Iowa	Iowa City, Iowa	CFA-14
79	Brandon Brooks	G	6-5	335	25	4	Miami (Ohio)	Milwaukee, Wisc.	D3b-12
81	Anthony Denham	TE	6-4	235	23	1	Utah	Monterey Park, Calif.	CFA-14
82	Keshawn Martin	WR	5-11	194	25	4	Michigan State	Inkster, Mich.	D4b-12
84	Ryan Griffin	TE	6-6	254	25	3	Connecticut	Londonderry, N.H.	D6a-13
85	Nate Washington	WR	6-1	183	31	11	Tiffin	Toledo, Ohio	UFA-15 (TEN)
87	C.J. Fiedorowicz	TE	6-5	265	23	2	Iowa	Johnsburg, Ill.	D3a-14
88	Garrett Graham	TE	6-3	243	28	6	Wisconsin	Brick, N.J.	D4b-10
90	Jadeveon Clowney	OLB	6-5	266	22	2	South Carolina	Rock Hill, S.C.	D1-14
91	Jason Ankrh	OLB	6-3	262	24	1	Nebraska	Galthersburg, Md.	CFA-14
92	Louis Nix III	NT	6-2	331	23	2	Notre Dame	Jacksonville, Fla.	D3b-14
93	Jared Crick	DE	6-4	285	25	4	Nebraska	Cozad, Neb.	D4c-12
94	Tevita Finau	DE	6-5	288	29	1	Utah	Lahaina, Hawaii	FA-14
97	Jeffrey Pagan	DE	6-3	310	21	2	Alabama	Asheville, N.C.	D6a-14
99	J.J. Watt	DE	6-5	289	26	5	Wisconsin	Pewaukee, Wisc.	D1-11

DRAFT PICKS (7)

11	Jaelen Strong	WR	6-2	217	21	R	Arizona State	Philadelphia, Pa.	D3-15
12	Keith Humphery	WR	6-0	215	23	R	Michigan State	Vienna, Ga.	D5-15
30	Kevin Johnson	CB	5-11	188	22	R	Wake Forest	Clarksville, Md.	D1-15
38	Kenny Hilliard	RB	5-11	226	23	R	LSU	Patterson, La.	D7-15
55	Benardrick McKinney	LB	6-4	246	22	R	Mississippi State	Tunica, Miss.	D2-15
58	Reshard Cliett	LB	6-2	222	23	R	South Florida	Thomasville, Ga.	D6-15
95	Christian Covington	DT	6-2	289	21	R	Rice	Vancouver, BC, Canada	D6-15

UNDRAFTED ROOKIES (17)

6	Chandler Worthy	WR	5-9	173	21	R	Troy	Griffin, Ga.	CFA-15
8	Will Johnson	P	6-2	206	22	R	Texas State	Bryan, Texas	CFA-15
40	Kurtis Drummond	S	6-1	208	23	R	Michigan State	Masury, Ohio	CFA-15
43	Corey Moore	S	6-2	206	22	R	Georgia	Griffin, Ga.	CFA-15
44	Carlos Thompson	OLB	6-5	243	23	R	Mississippi	Hollandale, Miss.	CFA-15
47	Lynden Trail	OLB	6-7	269	24	R	Norfolk State	Miami, Fla.	CFA-15
49	Tony Washington	OLB	6-4	247	23	R	Oregon	Rancho Cucamonga, Calif.	CFA-15
62	Chad Slade	G	6-5	315	23	R	Auburn	Moody, Ala.	CFA-15
63	Kendall Lamm	T	6-6	305	23	R	Appalachian State	Charlotte, N.C.	CFA-15
64	Jasper Coleman	DE	6-4	290	22	R	William & Mary	Richmond, Va.	CFA-15
65	Greg Mancz	C	6-4	301	23	R	Toledo	Cincinnati, Ohio	CFA-15
66	Joseph Treadwell	T	6-5	324	22	R	Louisiana-Monroe	Pine Bluff, Ark.	CFA-15
69	Brandon Ivory	DT	6-4	308	22	R	Alabama	Memphis, Tenn.	CFA-15
86	Khari Lee	TE	6-4	235	23	R	Bowie State	Baltimore, Md.	CFA-15
89	Mike McFarland	TE	6-5	252	23	R	South Florida	Tampa, Fla.	CFA-15
96	Dan Pettinato	DE	6-4	272	23	R	Arizona	Grass Valley, Calif.	CFA-15
98	Cam McLeod	DE	6-5	282	22	R	Ohio	McLain, Miss.	CFA-15

PRONUNCIATION GUIDE

Jason Ankrh

ANE-krah

Lonnie Ballentine

Bal-en-TINE

A.J. Bouye

boy-YAY

Max Bullough

BULL-ah

Reshard Cliett

reh-SHARD KLY-ett

Jadeveon Clowney

juh-DEV-ee-uhn

Anthony Denham

DEn-em

Matt Feiler

FI-ler

C.J. Fiedorowicz

feh-DOR-uh-wits

Tevita Finau

tuh-VEE-ta fee-NOW

DeAndre Hopkins

D-Andre

Damaris Johnson

dah-MAHR-iss

Greg Mancz

MANTS

Keshawn Martin

KEY-shawn

Cam McLeod

muh-CLOUD

Whitney Mercilus

MER-sih-lus

Louis Nix III

LEWIS

EZ Nwachukwu

WATCH-ah-koo

Jay Prosch

PRAWSH

Xavier Su'a-Filo

SOO-ah-fee-lo

Jeff Tarpinian

TAR-pin-e-an

Will Yeatman

YATE-men



HOW THE TEXANS WERE BUILT

Year	College Draft (27)	Trades (2)	Free Agents (61)
2008 8-8, 3rd, AFC South	T Duane Brown (1)		
2009 9-7, 2nd AFC South	ILB Brian Cushing (1)		RB Arian Foster (CFA)
2010 6-10, 3rd AFC South	CB Kareem Jackson (1) TE Garrett Graham (4b)		LS Jon Weeks (FA)
2011 10-6, AFC South Champions	DE J.J. Watt (1) T Derek Newton (7a)		CB Johnathan Joseph (UFA-CIN)
2012 12-4, AFC South Champions	OLB Whitney Mercilus (1) G Brandon Brooks (3b) G/C Ben Jones (4a) WR Keshawn Martin (4b) DE Jared Crick (4c) K Randy Bullock (5)		SS Eddie Pleasant (CFA) G Cody White (CFA)
2013 2-14, 4th, AFC South	WR DeAndre Hopkins (1) G David Quessenberry (6a) WR Alan Bonner (6b) TE Ryan Griffin (6d)		CB A.J. Bouye (CFA) RB Jonathan Grimes (FA) P Shane Lechler (UFA-OAK) ILB Mike Mohamed (FA) ILB Jeff Tarpinian (FA) ILB Justin Tuggle (CFA)
2014 9-7, 2nd AFC South	OLB Jadeveon Clowney (1) G Xavier Su'a-Filo (2) TE C.J. Fiedorowicz (3a) NT Louis Nix III (3b) QB Tom Savage (4) DE Jeffery Pagan (6a) RB Alfred Blue (6b) FB Jay Prosch (6c) CB Andre Hal (7a) FS Lonnie Ballentine (7b)	ILB Akeem Dent (ATL) QB Ryan Mallett (NE)	T Jeff Adams (W-TEN) OLB Jason Ankrah (CFA) DE Kourtnei Brown (FA) ILB Max Bullough (CFA) WR Jace Davis (FA) TE Anthony Denham (CFA) C James Ferentz (CFA) T Matt Feller (CFA) DE Tevita Finau (FA) CB Charles James (FA) WR Damaris Johnson (W-PHI) WR Travis Labhart (CFA) CB Darryl Morris (W-SF) WR EZ Nwachukwu (FA) S Terrance Parks (FA) CB Jumal Rolle (FA) OLB John Simon (FA) T Bryan Witzmann (CFA) T Will Yeatman (FA)
2015	CB Kevin Johnson (1) LB Bernardrick McKinney (2) WR Jaelen Strong (3) WR Keith Humphery (5) LB Reshard Cliett (6) DT Christian Covington (6) RB Kenny Hilliard (7)		FS Stevie Brown (UFA-NYG) DE Jasper Coleman (CFA) NT Brandon Deaderick (FA) S Kurtis Drummond (CFA) QB Brian Hoyer (UFA-CLE) DT Brandon Ivory (CFA) P Will Johnson (CFA) T Kendall Lamm (CFA) TE Khari Lee (CFA) C Greg Mancz (CFA) TE Mike McFarland (CFA) DE Cam McLeod (CFA) S Corey Moore (CFA) FS Rahim Moore (UFA-DEN) DE Dan Pettinato (CFA) RB Chris Polk (FA) WR Cecil Shorts III (UFA-JAX) G Chad Slade (CFA) OLB Carlos Thompson (CFA) OLB Lynden Trail (CFA) T Joseph Treadwell (CFA) WR Nate Washington (UFA-TEN) OLB Tony Washington (CFA) NT Vince Wilfork (UFA-NE) WR Chandler Worthy (CFA)



NFL TICKET EXCHANGE



BUY & SELL TEXANS TICKETS
at [NFLTicketExchange.com](https://www.NFLTicketExchange.com)

Sold by Fans. Verified by Ticketmaster.

TOGETHER, WE MAKE FOOTBALL





The Texans have played to 132 consecutive sellouts at NRG Stadium. In 2013, the world's second-largest indoor HD video boards were installed at NRG Stadium and it was announced that it will play host to Super Bowl LI in 2017. The stadium has played host to the Texas Bowl since 2006, the 2007 East-West Shrine Game, the 2011 NCAA Men's Final Four, Super Bowl XXXVIII, Wrestlemania XXV, Rodeo Houston among other large-scale events. The NCAA Men's Final Four will return to the building in 2016.

The city of Houston always has been on the cutting edge of stadium development. Houston first introduced the Astrodome, which opened in 1965 as the world's first domed stadium. The trend continued in 2002 with the debut of NRG Stadium.

The first NFL stadium with a retractable roof, NRG Stadium opened for business on Aug. 24, 2002, as the Texans hosted the Miami Dolphins in the preseason. Houston's regular-season debut against Dallas on Sept. 8 was televised nationally on ESPN. The Texans stunned the Cowboys 19-10 before a raucous crowd, unveiling a gameday atmosphere that would become a staple throughout the Texans' inaugural campaign.

In 2013, the world's second-largest indoor high-definition video boards were installed at the north and south ends of the stadium. The Mitsubishi Electric Diamond Vision System boards are 14,549 square feet apiece and have a display resolution of 1,000 x 5,280 pixels in HD 1080i format.

Counting preseason games, the Texans have played to 132 consecutive sellouts. They set a team record in 2014 with 574,132 fans during the regular season, an average of 71,767 per game. The Texans' largest crowd through 13 seasons was 71,787 for their Thursday Night Football matchup with the Indianapolis Colts on Oct. 9, 2014, the largest non-Super Bowl football crowd in the city's history.

Speaking of the Super Bowl, the world's biggest sports spectacle will take place in NRG Stadium for a second time in February 2017. The city of Houston was awarded Super Bowl LI following a vote by NFL owners in May 2013. The Super Bowl returned to Houston for the first time in 30 years in 2004 as NRG Stadium hosted a memorable Super Bowl XXXVIII between the New England Patriots and Carolina Panthers. The Patriots won 32-29 on Adam Vinatieri's 41-yard field goal with four seconds remaining before a crowd of 71,525. The event also featured elaborate pregame and halftime shows featuring the likes of Aerosmith, Beyoncé, Kid Rock, P. Diddy, Nelly, Toby Keith and Willie Nelson.

NRG Stadium has hosted numerous college football games, including the Texas Bowl since 2006, three Houston

Bowls, the 2002 and 2005 Big 12 Championship Games, the 2007 East-West Shrine Game, the Bayou Bucket (Rice vs. Houston) and the second annual AdvoCare Texas Kickoff featuring LSU and Wisconsin. NRG Stadium housed the NCAA Men's Basketball Tournament Sweet 16 in 2008 and 2010 and hosted the Final Four in 2011. The Final Four will return in 2016.

NRG Stadium also has become one of the nation's leading soccer venues. The U.S. Men's National Soccer Team hosted Mexico in May 2003 in the two teams' first match since their 2002 World Cup meeting. In 2005, NRG Stadium hosted the championship matches of the Mexican League's Inter-Liga qualification competition. The stadium hosted another U.S.-Mexico match and a Mexico-Belize World Cup qualifier in 2008 and hosted matches in the CONCACAF Gold Cup in 2005, 2007 and 2009, as well as the Gold Cup semifinals in 2011 and 2010 MLS All-Star Game featuring Manchester United. In July, NRG Stadium hosted Mexico vs. Honduras as part of the 2015 Mexican National Team U.S. Tour.

The Houston Livestock Show and Rodeo continued to play to a packed house in 2014, boasting such acts as Maroon 5, Luke Bryan, Usher, Blake Shelton and Banda MS. NRG Stadium also has played host to concerts by U2, The Rolling Stones, Metallica, George Strait and Kenny Chesney, and premier events including WrestleMania XXV, Disney on Ice and the Ringling Bros. and Barnum & Bailey Circus.

Ground broke on NRG Stadium on March 9, 2000. The stadium, covering 1.9 million square feet, features 44,000 seats on the sideline. There are 8,400 club seats and 195 suites, along with 10 party suites on the 300 level.

With the innovation of the retractable roof, Houston returned to outdoor NFL action in 2002 for the first time since Super Bowl VIII at Rice Stadium in 1974. The roof is made of translucent, Teflon-coated fiberglass fabric and takes 10 minutes to open and close. When it opens, the roof splits at the 50-yard line and docks in the end zones.

The climate-controlled stadium also features a natural grass playing surface. The grass is grown on eight-foot

NRG STADIUM

square trays, then transported to the stadium.

NRG Stadium features an open view of the playing field from the main concourse and on the club level. The main concourse is 40 feet wide, which makes it one of the largest in the NFL. Each concession stand has multiple televisions that enable Texans fans to stay on top of the action.

The Texans' front office is located on the south end of the stadium, enabling the club's day-to-day operations to be under one roof. Players report to the stadium to take part in film sessions, practice, treatment and training. The 10,000-square-foot weight room is among the largest in the league. The players also can take advantage of a three-lane lap pool.

Texans Head Coach Bill O'Brien conducts his postgame press conferences in the team's media auditorium on the ground level. The stadium's press box is located on the eighth level of the stadium's west side, flanking Kirby Drive.

Across the street, the Houston Methodist Training Center features three outdoor grass practice fields. One field is lit for night sessions during training camp. The Houston Methodist Training Center also features an indoor practice field outfitted with FieldTurf. The air-supported structure offers the team a seamless transition from outdoor to indoor practice in case of inclement weather. The state-of-the-art facility also doubles as the team's training camp headquarters.

NRG'S HD VIDEO BOARDS



The above image is of one NRG Stadium's video boards. Both boards were the two largest indoor HD video boards in the world when they were installed in August 2013.

VIDEO BOARD QUICK FACTS

- When they were installed in 2013, they were the largest in-stadium HD video displays in the world and the widest display in professional sports.
- Image area is 52.49' (H) x 277.17' (W), totaling 14,549 square feet of display surface compared to 2,592 square feet of display surface on the old, standard definition boards that were used from 2002-12. That is a 561 percent increase in area.
- Display resolution of 1,000 x 5,280 pixels in HD 1080i format with 4.4 trillion colors and 960 Hz refresh rate for jitter-free HD images.
- Manufactured by Mitsubishi Electric's Diamond Vision Systems Division (Cowboy Stadium; Yankee Stadium; Lambeau Field; Fenway Park; Century Link Field).
- Second-largest end zone video display in the NFL.
- Wider than the wing span of a 747 and equal to roughly 3,050 40" LCD displays.

VIDEO BOARD FEATURES

- Texans fans experienced High Definition video images in 2013 for the first time in Reliant Stadium thanks to the video displays. The old video boards displayed standard definition images.
- Replays are further enhanced thanks to an additional slow-motion instant replay machine from EVS that captures four more camera angles and the capability of network television replay footage to be shown.
- The 277-foot wide displays are the second-largest in the NFL or MLB. The portion of the displays that show game action are larger than all but four video boards in the NFL at 115 feet wide and 52.5 feet tall.
- A digital clock and down and distance have replaced the matrix displays that served the same purpose.
- In-game statistics are presented on the videoboard displays, as are out-of-town scores and fantasy football updates.
- All of the space on the displays is digital and can be changed out with graphics to enhance fan experience.

2015 COMPOSITE NFL SCHEDULE

ALL TIMES CENTRAL

WEEK 1

Thursday, September 10, 2015

Pittsburgh at New England.. 7:30 PM

Sunday, September 13, 2015

Indianapolis at Buffalo Noon

Green Bay at Chicago Noon

Kansas City at Houston Noon

Carolina at Jacksonville..... Noon

Cleveland at N.Y. Jets Noon

Seattle at St. Louis Noon

Miami at Washington Noon

New Orleans at Arizona... 3:05 PM

Detroit at San Diego 3:05 PM

Baltimore at Denver 3:25 PM

Cincinnati at Oakland 3:25 PM

Tennessee at Tampa Bay... 3:25 PM

N.Y. Giants at Dallas..... 7:30 PM

Monday, September 14, 2015

Philadelphia at Atlanta..... 6:10 PM

Minnesota at San Francisco.. 9:20 PM

PM

WEEK 2

Thursday, September 17, 2015

Denver at Kansas City..... 7:25 PM

Sunday, September 20, 2015

New England at Buffalo Noon

Houston at Carolina Noon

Arizona at Chicago Noon

San Diego at Cincinnati..... Noon

Tennessee at Cleveland Noon

Detroit at Minnesota Noon

Tampa Bay at New Orleans... Noon

Atlanta at N.Y. Giants Noon

San Francisco at Pittsburgh .. Noon

St. Louis at Washington..... Noon

Miami at Jacksonville..... 3:05 PM

Baltimore at Oakland 3:05 PM

Dallas at Philadelphia 3:25 PM

Seattle at Green Bay 7:30 PM

Monday, September 21, 2015

N.Y. Jets at Indianapolis .. 7:30 PM

WEEK 3

Thursday, September 24, 2015

Washington at N.Y. Giants.. 7:25 PM

Sunday, September 27, 2015

Cincinnati at Baltimore..... Noon

New Orleans at Carolina Noon

Oakland at Cleveland Noon

Atlanta at Dallas Noon

Tampa Bay at Houston Noon

San Diego at Minnesota Noon

Jacksonville at New England Noon

Philadelphia at N.Y. Jets..... Noon

Pittsburgh at St. Louis Noon

Indianapolis at Tennessee..... Noon

San Francisco at Arizona. 3:05 PM

Buffalo at Miami..... 3:25 PM

Chicago at Seattle 3:25 PM

Denver at Detroit 7:30 PM

Monday, September 28, 2015

Kansas City at Green Bay 7:30 PM

WEEK 4

(Byes: Tennessee, New England)

Thursday, October 1, 2015

Baltimore at Pittsburgh 7:25 PM

Sunday, October 4, 2015

N.Y. Jets at Miami (London) . 9:30 AM

Houston at Atlanta Noon

N.Y. Giants at Buffalo Noon

Oakland at Chicago Noon

Kansas City at Cincinnati..... Noon

Jacksonville at Indianapolis.. Noon

Carolina at Tampa Bay Noon

Philadelphia at Washington .. Noon

Cleveland at San Diego... 3:05 PM

St. Louis at Arizona..... 3:25 PM

Minnesota at Denver 3:25 PM

Green Bay at San Francisco .. 3:25 PM

Dallas at New Orleans..... 7:30 PM

Monday, October 5, 2015

Detroit at Seattle..... 7:30 PM

WEEK 5

(Byes: Carolina, Miami, Minnesota, NY Jets)

Thursday, October 8, 2015

Indianapolis at Houston ... 7:25 PM

Sunday, October 11, 2015

Washington at Atlanta Noon

Cleveland at Baltimore Noon

Seattle at Cincinnati..... Noon

St. Louis at Green Bay Noon

Chicago at Kansas City Noon

New Orleans at Philadelphia Noon

Jacksonville at Tampa Bay ... Noon

Buffalo at Tennessee Noon

Arizona at Detroit 3:05 PM

New England at Dallas 3:25 PM

Denver at Oakland..... 3:25 PM

San Francisco at N.Y. Giants * 7:30 PM

Monday, October 12, 2015

Pittsburgh at San Diego... 7:30 PM

WEEK 6

(Byes: Dallas, Oakland, St. Louis, Tampa Bay)

Thursday, October 15, 2015

Atlanta at New Orleans..... 7:25 PM

Sunday, October 18, 2015

Cincinnati at Buffalo..... Noon

Denver at Cleveland..... Noon

Chicago at Detroit..... Noon

Houston at Jacksonville..... Noon

Kansas City at Minnesota Noon

Washington at N.Y. Jets..... Noon

Arizona at Pittsburgh Noon

Miami at Tennessee..... Noon

Carolina at Seattle 3:05 PM

San Diego at Green Bay.. 3:25 PM

Baltimore at San Francisco 3:25 PM

New England at Indianapolis * 7:30 PM

Monday, October 19, 2015

N.Y. Giants at Philadelphia 7:30 PM

WEEK 7

(Byes: Chicago, Cincinnati, Denver, Green Bay)

Thursday, October 22, 2015

Seattle at San Francisco . 7:25 PM

Sunday, October 25, 2015

Buffalo at Jacksonville (London) 9:30 AM

Minnesota at Detroit Noon

New Orleans at Indianapolis. Noon

Pittsburgh at Kansas City Noon

Houston at Miami..... Noon

N.Y. Jets at New England Noon

Cleveland at St. Louis..... Noon

Atlanta at Tennessee Noon

Tampa Bay at Washington..... Noon

Oakland at San Diego 3:05 PM

Dallas at N.Y. Giants..... 3:25 PM

Philadelphia at Carolina * 7:30 PM

Monday, October 26, 2015

Baltimore at Arizona 7:30 PM

^ Buffalo at Jacksonville available in Buffalo and Jacksonville on CBS; global Internet distributor TBA

WEEK 8

(Byes: Buffalo, Jacksonville, Philadelphia, Washington)

Thursday, October 29, 2015

Miami at New England..... 7:25 PM

Sunday, November 1, 2015

Detroit at Kansas City (London) 9:30 AM

Tampa Bay at Atlanta..... Noon

San Diego at Baltimore..... Noon

Minnesota at Chicago..... Noon

Arizona at Cleveland Noon

Tennessee at Houston..... Noon

N.Y. Giants at New Orleans... Noon

Cincinnati at Pittsburgh..... Noon

San Francisco at St. Louis... Noon

N.Y. Jets at Oakland 3:05 PM

Seattle at Dallas 3:25 PM

Green Bay at Denver * 7:30 PM

Monday, November 2, 2015

Indianapolis at Carolina ... 7:30 PM

WEEK 9

(Byes: Arizona, Baltimore, Detroit, Houston, Kansas City, Seattle)

Thursday, November 5, 2015

Cleveland at Cincinnati..... 7:25 PM

Sunday, November 8, 2015

Miami at Buffalo Noon

Green Bay at Carolina Noon

St. Louis at Minnesota Noon

Washington at New England Noon

Tennessee at New Orleans .. Noon

Jacksonville at N.Y. Jets Noon

Oakland at Pittsburgh..... Noon

Atlanta at San Francisco . 3:05 PM

N.Y. Giants at Tampa Bay 3:05 PM

Denver at Indianapolis..... 3:25 PM

Philadelphia at Dallas * 7:30 PM

Monday, November 9, 2015

Chicago at San Diego..... 7:30 PM



2015 COMPOSITE NFL SCHEDULE

WEEK 10

(Byes: Atlanta, Indianapolis, San Diego, San Francisco)

Thursday, November 12, 2015
Buffalo at N.Y. Jets 7:25 PM

Sunday, November 15, 2015
Jacksonville at Baltimore Noon
Detroit at Green Bay Noon
Miami at Philadelphia Noon
Cleveland at Pittsburgh Noon
Chicago at St. Louis Noon
Dallas at Tampa Bay Noon
Carolina at Tennessee Noon
New Orleans at Washington Noon
Minnesota at Oakland 3:05 PM
Kansas City at Denver 3:25 PM
New England at N.Y. Giants 3:25 PM
Arizona at Seattle * 7:30 PM

Monday, November 16, 2015
Houston at Cincinnati 7:30 PM

WEEK 11

(Byes: Cleveland, New Orleans, NY Giants, Pittsburgh)

Thursday, November 19, 2015
Tennessee at Jacksonville 7:25 PM

Sunday, November 22, 2015
Indianapolis at Atlanta Noon
St. Louis at Baltimore Noon
Washington at Carolina Noon
Denver at Chicago Noon
Oakland at Detroit Noon
N.Y. Jets at Houston Noon
Dallas at Miami Noon
Green Bay at Minnesota Noon
Tampa Bay at Philadelphia Noon
Cincinnati at Arizona 3:05 PM
San Francisco at Seattle 3:25 PM
Kansas City at San Diego * 7:30 PM

Monday, November 23, 2015
Buffalo at New England 7:30 PM

WEEK 12

Thursday, November 26, 2015
Philadelphia at Detroit 12:30 PM
Carolina at Dallas 4:30 PM
Chicago at Green Bay 7:30 PM

Sunday, November 29, 2015
Minnesota at Atlanta Noon
St. Louis at Cincinnati Noon
New Orleans at Houston Noon
Tampa Bay at Indianapolis Noon
San Diego at Jacksonville Noon
Buffalo at Kansas City Noon
Miami at N.Y. Jets Noon
Oakland at Tennessee Noon
N.Y. Giants at Washington Noon
Arizona at San Francisco 3:05 PM
Pittsburgh at Seattle 3:25 PM
New England at Denver * 7:30 PM

Monday, November 30, 2015
Baltimore at Cleveland 7:30 PM

WEEK 13

Thursday, December 3, 2015
Green Bay at Detroit 7:25 PM

Sunday, December 6, 2015
Houston at Buffalo Noon
San Francisco at Chicago Noon
Cincinnati at Cleveland Noon
Baltimore at Miami Noon
Seattle at Minnesota Noon
Carolina at New Orleans Noon
N.Y. Jets at N.Y. Giants Noon
Arizona at St. Louis Noon
Atlanta at Tampa Bay Noon
Jacksonville at Tennessee Noon
Kansas City at Oakland 3:05 PM
Denver at San Diego 3:05 PM
Philadelphia at New England 3:25 PM
Indianapolis at Pittsburgh * 7:30 PM

Monday, December 7, 2015
Dallas at Washington 7:30 PM

WEEK 14

Thursday, December 10, 2015
Minnesota at Arizona 7:25 PM

Sunday, December 13, 2015
Atlanta at Carolina Noon
Washington at Chicago Noon
Pittsburgh at Cincinnati Noon
San Francisco at Cleveland Noon
New England at Houston Noon
Indianapolis at Jacksonville Noon
San Diego at Kansas City Noon
Tennessee at N.Y. Jets Noon
Buffalo at Philadelphia Noon
Detroit at St. Louis Noon
New Orleans at Tampa Bay Noon
Oakland at Denver 3:05 PM
Dallas at Green Bay 3:25 PM
Seattle at Baltimore * 7:30 PM

Monday, December 14, 2015
N.Y. Giants at Miami 7:30 PM

WEEK 15

Thursday, December 17, 2015
Tampa Bay at St. Louis 7:25 PM

Saturday, December 19, 2015
N.Y. Jets at Dallas 7:25 PM

Sunday, December 20, 2015
Kansas City at Baltimore Noon
Houston at Indianapolis Noon
Atlanta at Jacksonville Noon
Chicago at Minnesota Noon
Tennessee at New England Noon
Carolina at N.Y. Giants Noon
Arizona at Philadelphia Noon
Buffalo at Washington Noon
Green Bay at Oakland 3:05 PM
Cleveland at Seattle 3:05 PM
Denver at Pittsburgh 3:25 PM
Miami at San Diego 3:25 PM
Cincinnati at San Francisco * 7:30 PM

Monday, December 21, 2015
Detroit at New Orleans 7:30 PM

WEEK 16

Thursday, December 24, 2015
San Diego at Oakland 7:25 PM

Saturday, December 26, 2015
Washington at Philadelphia 7:25 PM
Sunday, December 27, 2015
Carolina at Atlanta Noon
Dallas at Buffalo Noon
San Francisco at Detroit Noon
Cleveland at Kansas City Noon
Indianapolis at Miami Noon
N.Y. Giants at Minnesota Noon
Jacksonville at New Orleans Noon
New England at N.Y. Jets Noon
Chicago at Tampa Bay Noon
Houston at Tennessee Noon
Green Bay at Arizona 3:25 PM
St. Louis at Seattle 3:25 PM
Pittsburgh at Baltimore * 7:30 PM
Monday, December 28, 2015
Cincinnati at Denver 7:30 PM

* - Sunday night games in Weeks 5-16 subject to change.

WEEK 17

Sunday, January 3, 2016
New Orleans at Atlanta Noon
N.Y. Jets at Buffalo Noon
Tampa Bay at Carolina Noon
Detroit at Chicago Noon
Baltimore at Cincinnati Noon
Pittsburgh at Cleveland Noon
Washington at Dallas Noon
Minnesota at Green Bay Noon
Jacksonville at Houston Noon
Tennessee at Indianapolis Noon
Oakland at Kansas City Noon
New England at Miami Noon
Philadelphia at N.Y. Giants Noon
Seattle at Arizona 3:25 PM
San Diego at Denver 3:25 PM
St. Louis at San Francisco 3:25 PM

* - Sunday night game in Week 17 TBD





MARC VANDERMEER @TexansVoice SENIOR DIRECTOR OF BROADCASTING PLAY-BY-PLAY VOICE

Marc Vandermeer (@TexansVoice) has been a team fixture since it began play in 2002, calling every snap the Houston Texans have ever taken as the team's play-by-play announcer. Vandermeer officially joined the Texans staff as director of radio broadcasting in June 2012 and was promoted to senior director of broadcasting in June 2013. He was also co-host of the morning drive show for flagship station KILT SportsRadio 610 AM until May 2012.

In his current role, Vandermeer continues to serve as the "Voice of the Texans" and oversees the programs and content on HoustonTexans.com, Texans Radio on SportsRadio 610 and Texans television programming on ABC-13/KTRK and Fox Sports Southwest. Since the Texans began play, Vandermeer is the only current team employee to attend every single game in franchise history.

Vandermeer came to the Texans following a successful three-year run as the play-by-play voice for the Miami Hurricanes on 560 WQAM. He called the action for the

Hurricanes' football and baseball national championship teams in 2001, hosted the athletic program's weekly show, Hurricane Hotline, and filled in on the WQAM Morning Show.

From 1995-99, Vandermeer was the play-by-play voice for the UMass Minutemen and served as the UMass Radio Network Director for WHMP AM/FM. He was promoted to station manager his final year with WHMP.

Vandermeer has called NCAA Basketball Tournament games for Westwood One Radio and was the play-by-play voice for Central Michigan University from 1992-95. He also serves on the Junior Achievement Board of Directors.

The Boston University alumnus is married to his wife, Corinne. The couple has two sons, nine-year old Luke, and Liam, who was born in January of 2013. He enjoys playing basketball, golfing and sailing in his spare time and is an avid guitar player.



DREW DOUGHERTY @DoughertyDrew INTEGRATED MEDIA MANAGER HOST, TEXANS TV

Drew Dougherty (@DoughertyDrew) is the host of Texans TV and the team's Integrated Media Manager. Dougherty is the on-air talent for videos on the team's website and can be heard and seen on all team-related shows. 2015 will be his seventh season with the team.

On Saturday evenings at 6:30 p.m. this autumn, Dougherty will host 'Texans Extra Points', which can be seen locally on ABC-13/KTRK. He also interviews players and coaches on Texans TV on the team's website. Gamedays at NRG Stadium are busy, as he's on the videoboards hosting the pre- and postgame shows, as well as all in-game score updates and community features. Home and away, he can be seen live on Fox Sports Southwest's 'Texans Countdown to Kickoff' pregame shows.

In addition to his duties in front of the camera in English, Dougherty also hosts a weekly segment in Spanish called "Puntos Extra" with "La voz de los Texans" Enrique Vasquez.

From 2005 to 2009, Dougherty was the sports director at FOX34 and Telemundo46 in Lubbock. He was one of just a handful of journalists nationwide who broadcasted in both English and Spanish on a daily basis. He also hosted a few weekly coaches shows for the Texas Tech football, baseball and women's basketball teams, including Red Raider

Sports with Mike Leach. Dougherty handled the TV play-by-play duties when the Lady Raiders and the baseball team were on the air, and he also was the play-by-play voice for the Tech Red vs. Black spring football games, as well as the ASCO West Texas High School Football All-Star games each June.

Dougherty's start in television began at Texas Cable News in Dallas. During his four years at TXCN, he produced Ford Sports Talk and Cadillac's Texas Legends in Sports. The latter show featured in-depth profiles of Bum Phillips, Darrell Royal, Ty Murray, Mary Lou Retton, Nolan Ryan and Don Meredith, to name a few. He also filled in as an anchor for the nightly, half-hour long Chevy SportsDay as well as the weekend sportscasts.

He triple-majored in Spanish, Latin American Studies and Print Journalism at Southern Methodist University and also wrote for *The Daily Campus* and the *Park Cities People* during his time in college.

Dougherty grew up in Houston rooting for the Oilers, Astros and Rockets, and graduated from Strake Jesuit College Preparatory. Drew and his wife Vita are the proud parents of twins, who were born in May 2013: daughter, Marie, and son, Robert. The family lives in Spring Branch.



DEEPI SIDHU @DeepSlant INTEGRATED MEDIA MANAGER TEXANS INSIDER

Deepi Sidhu (@DeepSlant) is a co-host on Texans Radio, Texans TV, and a daily contributor to HoustonTexans.com.

Sidhu is also co-host and associate producer of 'Texans Late Night,' which can be seen during the regular season every Saturday night on ABC-13/KTRK following the local news.

Sidhu covered all local professional and college sports for CBS Houston and SportRadio 610 websites, prior to

joining the Texans organization. She also had a weekly radio show on KPFT Houston, GenerAsian Radio, that she co-hosted and produced for 11 years.

Sidhu has also been a freelance writer for multiple outlets including CNN.com, and HLN.com.

Sidhu was born and raised in Indianapolis, but has lived in Houston for the past 19 years. Deepi and her husband, Sham, live in Bellaire with their three sons, ages 11, 8, and 5.



JOHN HARRIS @JHarrisFootball INTEGRATED MEDIA MANAGER

John Harris (@jharrisfootball) joined the organization as a football analyst and sideline reporter in April 2014 and was hired full-time in April

2015. In addition to his sideline duties on game day, he writes articles for HoustonTexans.com and contributes to Texans Radio and Texans TV on a regular basis.

Harris has spent his time around the game as a coach's son, player, coach, writer, radio host, television guest and all-around football historian. He provides a perspective not many can - a thorough understanding of X's and O's with the ability to communicate that love and understanding to readers and listeners.

After graduating as valedictorian and three-sport star at Lamar Consolidated High School in Rosenberg, Texas, Harris played four years at Brown University, earning the 1993 Eugene C. Swift Award for determination, hard work and courage. He earned two varsity letters in his time at Brown and played on the same defense as Texans Head Coach Bill O'Brien. Harris also added a master's degree in accounting from the University of Virginia in 2002.

In 1994, Harris started his coaching career at the Episcopal School of Jacksonville (Florida). In 1998, at the age of 26, Harris took over as the head coach of the school's varsity program. In three short years, he led them to the FHSAA playoffs for the first time in the 35-year history of the school. As such, he was voted District 6 Coach of the Year in 2000 after the team finished with the school's best record in 11 years.

While coaching, Harris also started his radio career as a college football expert on SportsRadio 610 in Houston. He joined the morning show for three years and eventually joined the "John and Lance Morning Show"

in 2002. He was a fixture on Thursday mornings for the next five years, discussing college football and the NFL Draft. Over the past 17 years, Harris has done numerous guest radio appearances throughout the country, from Portland, Ore. to Miami, Fla., not to mention guest spots on local and national television as well.

In 2007, Harris returned to Houston to start his full-time radio career, co-hosting the Sean and John show on 1560 The Game. He then transitioned to national radio, hosting the Overnight Takeover for the next three years. As a writer, his work has been featured on the front pages of YahooSports.com, FoxSports.com and collegefootballnews.com, in addition to his work on a site he co-founded, The Sideline View. Currently, he is also the owner of footballtakeover.com, a site devoted to all things football.

He has been a member of the Executive Leadership Team for the Paul Bear Bryant College Coach of the Year Award for the past nine seasons.

Harris is married to Paige and the couple lives in Houston with their children Jack (15) and Maye (13). In his free time, he enjoys going to the beach with his family and watching college and NFL game tape.



TEXANS TV



ABC-13/KTRK-TV is the official television home of the Houston Texans and the flagship station of the Houston Texans Television Network. Beginning his second season as preseason TV play-by-play announcer for the Texans is Kevin Kugler. Kugler is the national voice of Westwood One's NFL Sunday Night Football Broadcasts and does TV work for the Big Ten Network. Former San Francisco 49er and Houston Oiler, Spencer Tillman, is back as color commentator. On the sideline, Drew Dougherty of Texans TV and HoustonTexans.com, is in his second season with the preseason broadcast crew.

Two in-house produced programs air weekly during the season and one during the offseason on KTRK. "Texans Extra Points" is a team-produced version of the longtime KTRK program "Extra Points" and will air Saturdays at 6:30 p.m.

"Texans Late Night" will air Saturdays at 11 p.m. and features, among many guests, "Voice of the Texans" Marc Van-

dermeer and Deepti Sidhu of HoustonTexans.com.

ABC-13's Eyewitness News Sports Director Greg Bailey will continue to host "Houston Texans: Inside the Game" Sundays at 10:35 p.m. with Spencer Tillman. The show features interviews with Texans players, one-on-one interviews with Texans Head Coach Bill O'Brien and a recap of each Texans game.

"Texans Game Day" airs each Sunday morning at 8:30 a.m. on KPRC Local 2 with Sports Director Randy McIlvoy and a conversation with Head Coach Bill O'Brien.



Kevin Kugler
Play-By-Play



Spencer Tillman
Analyst/Host



Drew Dougherty
Preseason Sideline

FOX SPORTS SOUTHWEST



Patti Smith, along with Marc Vandermeer and Drew Dougherty, is the host of five Texans shows on Fox Sports Southwest. Texans Huddle airs Thursdays at 6 p.m. and Talking Texans airs Fridays at 6 p.m. The cable network is also home to the Texans TV pre-game show "Texans Countdown Live" from 10-11 a.m., and postgame show "Texans Wrap Live" on Sundays. Weekly shows on Fox Sports Southwest also include "Texans Weekly" Fridays at 6 p.m. and the Bill O'Brien Press Conference on Mondays.

Fox Sports Southwest is a regional cable sports network that operates in all or parts of Texas, Louisiana, Oklaho-

ma, New Mexico, and Arkansas. The network operates out of the Dallas-Fort Worth suburb of Irving and also in Houston, the operations center for all Fox Sports Net channels in the central part of the United States.

Fox Sports Southwest originally began as Home Sports Entertainment in 1983, serving as the cable television home of professional and collegiate sports team throughout Texas and surrounding states. In the mid-1990s, HSE became a part of the Prime Sports Networks, thus becoming Prime Sports Southwest. In 1996, the network became Fox Sports (Net) Southwest, upon News Corporation's purchase of the Prime Networks and its merger with the SportsChannel networks.

TEXANS SPANISH-LANGUAGE RADIO



ESPN Deportes Houston 1180 AM kicks off its second season as the flagship Spanish-language radio broadcaster of the Houston Texans and is the home of "The Texans Show" on Tuesdays at 6 p.m. CT during the season.

Enrique Vasquez is in his 14th season on the Texans Spanish radio broadcast and will serve as the play-by-play for the second straight season. Vasquez had served on the broadcast as color commentator since the team's inaugural season in 2002.

Vasquez began his career in sports radio and television in 1992 as a color analyst on the Houston Oilers Spanish Radio broadcast where he remained through the 1995 season. He

has handled play-by-play duties for Fox Sports Americas on the network's international coverage of the NFL game of the week as well as Super Bowl XXXI and XXXII.

From 1998-2001, Vasquez served as play-by-play announcer on the Dallas Cowboys Spanish radio broadcast, on select preseason game broadcasts as well as color commentator during the 2000 and 2001 seasons. He is also a regular contributor on HoustonTexans.com in both the English and Spanish.



Enrique Vasquez
Play-By-Play



TEXANS RADIO



The Houston Texans and CBS Radio Houston reached a multi-year agreement in October 2011 to ensure SportsRadio 610 and 100.3 KILT-FM remained the radio home of the Houston Texans through the 2021 NFL season and the home of Texans Radio ancillary programming. SportsRadio 610 AM and 100.3 KILT-FM have been the flagship stations of the Houston Texans since the team entered play in 2002.

Texans Radio broadcasts three-hour pregame and post-game shows on SportsRadio 610 before and after every Texans game. The Texans Radio Network broadcast team of Marc Vandermeer and Andre Ware will continue to provide play-by-play and game analysis as they have done for the past 13 years. John Harris begins his second season handling sideline reporting duties, contributing to various Texans Radio and TV shows and writing for HoustonTexans.com. Harris also contributes to TheSidelineView.com and has previously hosted national shows for Yahoo! Sports Radio.

Texans fans are guaranteed more than 15 hours of dedicated Houston Texans programming every week during football season, including in excess of five hours on Mondays as part of "Texans Monday" and a two-hour "Texans Live" show every weeknight from 6-8 p.m. on SportsRadio 610, and streaming online at HoustonTexans.com and via the Texans app for a variety of mobile devices.

Texans Radio on Sports Radio 610 is the best place to find team information on the airwaves. Exclusive shows with Head Coach Bill O'Brien (Mondays) and left tackle Duane Brown (Tuesdays) have drawn record ratings. Texans Radio also broadcasts a 60-minute condensed version of every game on Tuesdays from 8-9 p.m. on SportsRadio 610 called "Texans Replay," "Texans Game Plan" from Noon-2 p.m. on Fridays throughout the season, "Texans All Access" on Tuesdays from Noon-2 p.m. throughout the offseason, and on Thursdays at 6 p.m. in the offseason.

Texans Radio also exclusively airs Houston Texans NFL Draft coverage, with 16 hours of live on-site coverage from NRG Stadium throughout the draft, and of Houston Texans Training Camp, with daily live broadcasts from the Methodist Training Center throughout training camp.



Marc Vandermeer
Play-By-Play



Andre Ware
Analyst



John Harris
Sideline Reporter

TEXANS RADIO AND PRESEASON TELEVISION AFFILIATES

City	RADIO Station	Channel
Alpine, Texas	KVLF	1240 AM
Amarillo, Texas	KIXZ	940 AM
Austin, Texas	KVET-AM	1300 AM
Beaumont, Texas	KIKR/KBED	1450/1510 AM
Big Spring, Texas	KBYG	1400 AM
Brenham, Texas	KWHI	1280 AM/106 FM
Bryan, Texas	KZNE	1150 AM
Carthage, Texas	KGAS	1590 AM
College Station, Texas	KZNE	1150 AM
Corpus Christi, Texas	KSIX	1230 AM
Crockett, Texas	KBPC	93.5 FM
Henderson, Texas	KWRD	1470 AM
Hobbs, New Mexico	KHOB	1390 AM
Killeen, Texas	KLTD	1400 AM
Levelland, Texas	KLVT	1230 AM
Liberty, Texas	KSHN	99.9 FM
Livingston, Texas	KETX	92.3 FM
Lubbock, Texas	KJDL	105.3 FM
Lufkin, Texas	KSML	1260 AM
Marble Falls, Texas	KBEY	103.9 FM
Marshall, Texas	KMHT	1450 AM/103.9 FM
McAllen, Texas	KVJY	840 AM
Midland, Texas	KCRS	550 AM
Nacogdoches, Texas	KSML	1260 AM

New Braunfels, Texas	KGNB	1420 AM
Odessa, Texas	KCRS	550 AM
Orange, Texas	KOGT	1600 AM
San Angelo, Texas	KKSA	1260 AM
San Antonio, Texas	KZDC	1250 AM
San Marcos, Texas	KGNB	1420 AM
Temple, Texas	KTEM	1400 AM
Tyler, Texas	KLVO	1410 AM
Waco, Texas	KRZI	1660 AM

TELEVISION		
City	Channel	Station
Houston, Texas	13	KTRK (ABC)
Abilene, Texas	15	KXVA (FOX)
Austin, Texas	24	KVUE (ABC)
Beaumont, Texas	6	KFDM (CBS)
Bryan/College Station, Texas	23	KAGS (NBC)
Corpus Christi, Texas	10	KZTV (CBS)
El Paso, Texas	4	KDBC (CBS)
McAllen, Texas	4	KGBT (CBS)
Midland/Odessa, Texas	24	KPEJ (FOX)
San Angelo, Texas	6	KIDY (FOX)
San Antonio, Texas	4	WOAI (NBC)
Tyler, Texas	56	KETK (NBC)
Victoria, Texas	33	KOZY (Ind.)
Waco/Temple, Texas	6	KCEN (NBC)



NOTES

This image shows a full page of blank handwriting practice paper. It features approximately 20 evenly spaced, horizontal blue lines across the entire page, providing a guide for letter height and placement. The background is a clean, solid white color. There are no margins, text, or other markings present.