



2018 MEDIA GUIDE



2018 SCHEDULE

PRESEASON

Date	Opponent	TV	Kickoff
Thurs., Aug. 9	@ San Francisco 49ers	CBS11/DCTV	9:00 p.m.
Sat., Aug. 18	CINCINNATI BENGALS	CBS11/DCTV	6:00 p.m.
Sun., Aug. 26	ARIZONA CARDINALS	NBC	7:00 p.m.
Thurs., Aug. 30	@ Houston Texans	CBS11/DCTV	7:00 p.m.

REGULAR SEASON

Date	Opponent	TV	Kickoff
Sun., Sept. 9	@ Carolina Panthers	FOX	3:25 p.m.
Sun., Sept. 16	NEW YORK GIANTS	NBC	7:20 p.m.
Mon., Sept. 23	@ Seattle Seahawks	FOX	3:25 p.m.
Sun., Sept. 30	DETROIT LIONS	FOX	Noon
Sun., Oct. 7	@ Houston Texans	NBC	7:20 p.m.
Sun., Oct. 14	JACKSONVILLE JAGUARS	CBS	3:25 p.m.
Sun., Oct. 21	@ Washington Redskins	CBS	3:25 p.m.
Sun., Oct. 28	BYE		
Mon., Nov. 5	TENNESSEE TITANS	ESPN	7:15 P.M.
Sun., Nov. 11	@ Philadelphia Eagles	NBC	7:20 p.m.
Sun., Nov. 18	@ Atlanta Falcons	FOX	Noon
Thurs., Nov. 22	WASHINGTON REDSKINS	FOX	3:30 p.m.
Thurs., Nov. 29	NEW ORLEANS SAINTS	FOX/NFLN	7:20 p.m.
Sun., Dec. 9	PHILADELPHIA EAGLES	FOX	3:25 p.m.
Sun., Dec. 16	@ Indianapolis Colts	FOX	Noon
Sun., Dec. 23	TAMPA BAY BUCCANEERS	FOX	Noon
Sun., Dec. 30	@ New York Giants	FOX	Noon

Home Games in **BOLD**. All kickoffs are Central time.
Week 5-17 games are subject to change.

Wild Card Weekend	January 5-6, 2019
Divisional Playoffs	January 12-13, 2019
Conference Championships	January 20, 2019
Pro Bowl (Orlando, Florida)	January 27, 2019
Super Bowl LIII (Atlanta, Georgia)	February 3, 2019

FINGERTIP INFORMATION

OFFICE ADDRESS

The Star - Frisco
1 Cowboys Way
Frisco, TX 75034
Executive Office 972/497-4900
Fax 972/497-4304
Public Relations Department 972/497-4959

COWBOYS TICKET OFFICE

AT&T Stadium
1 AT&T Way
Arlington, Texas 76011
Ticket Office 817/892-5000

Tickets:

Dallas Cowboys tickets can be purchased by
visiting www.dallascowboys.com/tickets



HOME FIELD

AT&T Stadium (Capacity up to 100,000)

Helmet/Blue Jersey

Silver (PMS 8240)
Blue (PMS 282)

White Jersey

Royal Blue (PMS 661)
Silver-Green (PMS 8280)

2018 TRAINING CAMP

OXNARD, CALIFORNIA

July 24 - August 17
Marriott Residence Inn, Oxnard River Ridge
2101 Vineyard Ave.
Oxnard, CA 93036
805/278-2200

PHONE NUMBERS:

Public Relations 972/497-4959
Public Relations Fax 972/556-9918

Photos: Marco Garcia/Associated Press, Getty Images, Kelly Alexander, Logan Bowles, Doug Eaton, Richie Humphries, Jeremiah Jhass, Layne Murdoch, James D. Smith, Paul Spinelli, University of Alabama Athletic Department, Boise State Athletic Department, Colorado State Athletic Department, Indiana University Athletic Department, University of Kansas Athletic Department, Stanford University Athletic Department, University of Texas Athletic Department and Western Kentucky Athletic Department.

Staff Directory	2
-----------------------	---

STAFF

Jones, Jerry	8
Jones, Stephen	14
Jones Anderson, Charlotte	16
Jones Jr., Jerry	17
Garrett, Jason	18
Coaching Staff	21
Football Operations/Administration	37
Player Personnel	40
Football Staff	48

PLAYERS

Players	
Biographies, Veterans	54
Biographies, 2018 Draft Picks	144
Biographies, Rookies and First-Year Players	153
Rosters	
2018 Rookies and First-Year Free Agents	168
2018 Veterans	169
All-Time, Coaches	170
All-Time, Alphabetical	172
All-Time, Numerical	179
All-Time Honors	186
All-Time Draft by College	194
All-Time Draft (1960-2018)	195
Free Agency	204

2017 SEASON

Statistics	
Offense	208
Defense and Special Teams	209
Preseason	210
Team Game-by-Game	211
Individual Game-by-Game	213
Season at a Glance, 2017	218

RECORDS

All-Time Statistical Leaders	224
Team Statistics by Year	227
Statistical Leaders by Year	231
Individual Records	238
Team Records	248
Largest Margin of Victory/Defeat	256
Record Temperatures	256
Longest Plays	257
Big Days	258

PLAYOFF RECORDS

Playoff History	262
All-Time Statistical Leaders	264
Individual Records	266
Team Records	270
Longest Plays	273
Big Days	274

HISTORY

All-Time Season Results	276
Opponents	334
Attendance	342
Cowboys on Thanksgiving Day	344
Cowboys During the Week	345
Cowboys on Monday Night	346
Preseason Record	346
Cowboys Indoors	347
Overtime Games	348
Hall of Fame	350
Ring of Honor	366
Historical Highlights	371

SIDELINES

The Stadiums	386
AT&T Stadium Timeline	391
The Star	396
Training Camp	398
Cowboys Digital	399
Cowboys on Radio	400
Cowboys on Television	401
Cowboys in Print	401
Cheerleaders	402
Rhythm & Blue	403
A Championship Tradition	404
Community Outreach	405

Dallas Cowboys Club Directory

EXECUTIVE STAFF

Jerry Jones, Owner, President and General Manager
Marylyn Love, Executive Assistant to the Owner,
 President and General Manager
Emily Gvozdenovic, Administrative Assistant Support
Stephen Jones, Chief Operating Officer/Executive
 Vice President/Player Personnel
Shelby Peak, Executive Assistant to the Chief
 Operating Officer
Charlotte Jones Anderson, Executive Vice
 President/Chief Brand Officer/President of
 Charity Foundation
Susan Addington, Executive Assistant to the
 Executive Vice President/Chief Brand Officer
Mickey Miles, Administrative Assistant Support
Jerry Jones, Jr., Executive Vice President/Chief
 Sales and Marketing Officer
Erin Boyd, Executive Assistant to the Executive Vice
 President/Chief Sales and Marketing Officer
Maddie Bisaccia, Administrative Assistant Support

LEGAL

Jason Cohen, General Counsel
Diana Lambert, Senior Director of Legal Affairs
Kaleisha Stuart, Associate Counsel
Megan Bennett, Legal Assistant
Julenny Mayberry, Corporate Contracts Manager
Katie Wood, Administrative Assistant

COACHING STAFF

Jason Garrett, Head Coach
Laura Fryar, Assistant to the Head Coach
Paul Alexander, Offensive Line
Ken Amato, Defensive Assistant
Brett Bech, Strength and Conditioning
Ben Bloom, Linebackers
Gary Brown, Running Backs
Stephen Brown, Offensive Assistant
Doug Colman, Assistant Special Teams
Marc Colombo, Assistant Offensive Line
Judd Garrett, Director of Advance Scouting and
 Special Projects
Greg Jackson, Safeties
Sanjay Lal, Wide Receivers
Leon Lett, Defensive Tackles
Scott Linehan, Offensive Coordinator
Rod Marinelli, Defensive Coordinator/Defensive Line
Kellen Moore, Quarterbacks
Doug Nussmeier, Tight Ends
Keith O'Quinn, Special Teams Coordinator
Markus Paul, Strength and Conditioning
Kris Richard, Passing Game Coordinator/Defensive Backs
Kendall Smith, Assistant Strength and Conditioning
Kyle Valero, Assistant Wide Receivers
Mike Woicik, Director of Strength and Conditioning

MEDICAL

Jim Maurer, Head Athletic Trainer
Britt Brown, Associate Athletic Trainer/Director of
 Rehabilitation
Greg Gaither, Assistant Athletic Trainer
Hanson Yang, Assistant Athletic Trainer/PT
John Miller, Graduate Assistant
Jared Rosen, Graduate Assistant
Dr. Andrew Clavenna, Team Physician
Dr. Dan Cooper, Team Physician
Dr. Andrew Dossett, Team Physician
Dr. Robert Fowler, Team Physician
Dr. Mark Muller, Team Physician

EQUIPMENT

Mike McCord, Equipment Director
Bucky Buchanan, Equipment Manager
Dylan Keane, Assistant Equipment Manager

VIDEO

Robert Blackwell, Director of Video
Sam Cromley, Assistant Director of Video
Steve Gagliardino, Assistant Director of Video
Chad Fugitt, Video Assistant

PLAYER PERSONNEL

Will McClay, Vice President Player Personnel
David Burch, Director of Football Operations
 Technology
Tom Ciskowski, Senior Executive, College Scouting
Alex Loomis, Director of Pro Scouting
Tom Robinson, Director of Football Research
Lionel Vital, Director of College Scouting
Chris Hall, Assistant Director of College Scouting
Jim Abrams, Area Scout, West Coast
Rich Behm, Scouting Video Coordinator
Drew Fabianich, National College Scout
Elton Faggett, iOS Developer
Sam Garza, Area Scout, Southwest
Terry Gray, Pro Scouting Coordinator
Walter Juliff, National College Scout
Jessica McClanahan, Scouting Administrative Assistant
Mitch LaPoint, National College Scout
Brett Maxie II, College Scout
Henry Sroka, Pro Scout
Justin Stucky, Area Scout, Northeast
Chris Vaughn, Area Scout, Southeast
Ross Wuensche, Area Scout, mid-states

FOOTBALL OPERATIONS

Todd Williams, Senior Director of Football
 Operations/Football Administration
Larry Wansley, Director of Team Security
Craig Glierbe, Assistant Director of Football
 Operations
Jason McKay, Assistant Director of Football
 Administration
Adam Prasifka, Director of Salary Cap/Player
 Contracts
Scott Sehnert, Director of Sports Performance
Grant Harris, Sports Performance Assistant
Connie Shaffer, Contract Administrator

PLAYER DEVELOPMENT

Bryan Wansley, Director of Player Development
Calvin Hill, Consultant
Dr. Jacqualeene Stephens, Mental Health Consultant
Alex Herrmann, Football Operations Assistant
Cable Johnson, Football Operations/Security

PUBLIC RELATIONS

Rich Dalrymple, Senior Vice President Public
 Relations/Communications
Scott Agulnek, Director of Football Communications
Joe Trahan, Media Relations and Corporate
 Communications Coordinator
David Abbruzese, Public Relations Coordinator
Emily Cruz Robbins, Senior Director of Community
 Relations and Alumni Affairs
Whitney Faulkner, Public and Community Relations
 Programs Manager
Leah Davies, Community and Alumni Affairs
 Coordinator

HUMAN RESOURCES

Heidi Weingartner, Chief Human Resources Officer
Jeanne Pierce, Senior Manager of Human Resources
Sharese Crow, Human Resources Generalist
Krislin Cherlan, Human Resources Representative
Janette Scott, Corporate Receptionist

CORPORATE PARTNERSHIPS

Eric Sudol, Vice President Corporate Partnerships Sales and Marketing
Brad Burlingame, Senior Director, Corporate Partnerships Sales
Katie Stucky, Director, Corporate Partnerships Marketing
Erin Cornwell, Administrative Assistant
Matt McInnis, Director, Corporate Partnerships Sales
Joseph Simler, Senior Manager, Corporate Partnerships Sales
Nate Reilly, Senior Manager, Corporate Partnerships Marketing
Scott Erdmann, Manager, Corporate Partnerships Sales
Jenneken Beernink, Manager, Corporate Partnerships Marketing
Hunter Harvin, Manager, Corporate Partnerships Marketing
Aaron Kastner, Manager, Corporate Partnerships Marketing
Eric Moore, Manager, Corporate Partnerships Marketing
Alyssa Cowie, Coordinator, Corporate Partnerships Marketing
Evan Garlock, Coordinator, Corporate Partnerships Marketing
Julianne Garrett, Manager, Corporate Partnerships Marketing
Alexa Charpentier, Account Executive
Courtney Miller, Account Executive

NEW BUSINESS DEVELOPMENT

John Hickman, Senior Director of New Business Development
Charles Boltas II, Transportation Manager
Carter Hogan, On Tour Coordinator/Event Coordinator
Katie Stevens, MM & New Business Development Manager
Ricky Stover, Cowboys Luxury Bus Operations
Emory Tyler, Cowboys Luxury Bus Operations
Jeff Watrous, Senior Manager, New Business Development/Mobile Marketing
Kaleb Marshall, New Business Development Coordinator

THE STAR OPERATIONS

Brian Bethea, General Manager
Amy Foreman, Operations Manager
Ryan Kuddes, Facility Manager
Mark Brown, Event Manager
Larry Brown, Maintenance Manager
Adam Dawson, Facility Coordinator
Gabe Gutierrez, Dock Master
Jonathon Jackson, Mail Room Supervisor
Chris Morrow, Field Supervisor
Casey O'Dell, Ungerboeck Coordinator
Bailee Petty, Event Operations Coordinator
Michael Poole, Facility Manager
Chris Valenzuela, Event Operations Coordinator
Steth Clines, Maintenance Technician
Al Walker, Facility Assistant

INFORMATION TECHNOLOGY

David Brigner, Director of Business Systems

Les Gaylor, IT Security Manager
Eric Green, Director of IT Projects
Matthew Messick, Director of Enterprise Infrastructure
Jenny Severson, Director of Merchandise Systems
Anthony Avila Vega, Business Systems Engineer
Kristen Boydston, Business Systems Manager
Javier Cuevas, Manager, Desktop Support
Matthew Grosardt, Enterprise Systems Administrator
Hank Hotchkiss, DynamicsAX Analyst
Jennifer Johnson, Business Intelligence Analyst
Andrew Johnson, Senior Network Engineer
Crystal Marks, Enterprise Systems Engineer
Jered McNeil, Infrastructure Manager
Michale O'Keefe, AX Developer
Samir Patel, AX Developer
Leah Ann Robertson, SharePoint Developer
Barry Rogen, EDI Systems Analyst
Evan Scates, Enterprise Systems Engineer
Joey Shaddock, IT Systems Coordinator
Kenneth Slate, Database Administrator
Ben Barnes, Desktop Support
Sean Blain, Wireless Network Engineer
Lacey Crump, Desktop Support
Erica Sheffield, Desktop Support
Romeo Tufan, Desktop Support
Taylor Williams, Desktop Support
Deanna Reyna, Help Desk Administrator
Kristi Ringleb, Desktop Support
Kyle Rothlisberger, OSX Support
Taylor Wolf, Project Coordinator

BRAND MANAGEMENT

Meredith Counce, Director of Brand and Strategy
Jason Koettel, Director of Business Analytics
Staci McNicholas, Director of Marketing
Cory Miller, Director of Event Presentation
Laurel Glenn, Fan Club Marketing Manager
Terrence Wheatley, Camps Manager
Jonathan Thorn, Archivist
Michelle Hays, Director of Graphic Design, Publications
Lauren D'Acerno, Marketing Manager, Brand
Jake Kelso, Senior Manager of Event Presentation
Nathan Davis, Senior Editor/Motion Graphic Designer
Justin Brumit, Event Presentation Coordinator
Martin Sharp, Mascot Coordinator
Audrey Thornton, Marketing Coordinator, Brand
Nathan Seidell, CRM Analyst
Olivia Stasiuk, CRM Analyst
Laura Eller, Graphic Design Assistant
Jeremiah Jhass, Graphic Design Assistant
Jenny Durbin Smith, Director Rhythm and Blue Dancers

MEDIA

Derek Eagleton, Senior Director of Media and Programming
Scott Purcel, Director of Broadcasting and Video Production
Roxanne Medina, Senior Managing Editor of Video
Douglas Barricklow, Audio Production and Imaging Manager
Kevin Timmons, Editor and Lead EVS Operator
Jay Ashby, Editor & Videographer
Chris Behm, Editor & Lead Videographer
Dave Ernst, Technical Manager
Matthew Kent, Technical Director/Broadcast Engineer
Kent Garrison, Editor & Lead Multimedia Videographer
Kerry Lofton, Editor/Videographer
Shannon Gross, Senior Manager of Content Strategy
Dana Byrnes, Social Media Coordinator
Taylor Stern, Content Strategist
Kay Clark, Data Analyst

William Boykins, Content Coordinator
Nikki Harrison, Traffic and Syndication Manager
Dana Byrnes, Social Media Coordinator
Nick Eatman, Senior Manager of Editorial Content
Mike Marshall, Producer/Editor
Rob Phillips, Senior Writer
Lindsay Cash Draper, Reporter/Producer/Writer
David Helman, Beat Writer
Bryan Broaddus, Football Analyst
Kurt Daniels, Director of Special Projects/Creative
Jody Reimers, Creative Production Manager
Michael Villareal, Graphic Designer
Fred Moore, Motion Graphics Artist
Ted Barnett, Manager of Digital Signage
Ryan Lenocker, Senior Digital Signage Coordinator
Michelle Zapata, Senior Content Coordinator

DALLAS COWBOYS CHEERLEADERS

Kelli McGonagill Finglass, Director of Cheerleading
Dan Devens, Assistant Director, Operations
Judy Trammell, Head Choreographer
Cheryl Dorris, Administrative Assistant to Director of Cheerleading
Katy Aldrich, Special Events Coordinator

ACCOUNTING

David Frey, Chief Financial Officer
Dale Knox, Vice President, Accounting
Tom Walker, Vice President, Tax and Business Development
Pat Byrne, Head of Procurement

Summer Bilyeu, Purchasing Manager
Tiffany Guzman, Travel Coordinator
Melissa Gleason, Controller DCFC/Stadium
Lesley Hamilton, Controller, Blue Star Lend
Connie Toeves, Controller, Non-Football/Treasury Management

Anna Gomez, Assistant Controller, DCFC
Matt Patterson, Assistant Controller, Non-Football
Alisha Dietz, Senior Payroll Manager
Gwendolyn Bugayong, Revenue Manager
Irene Shelby, Accounts Receivable Manager
Amanda Thomas, Inventory Control Manager
Amparo Chavez, Senior Accountant
Tammy Dunaway, Senior Ticket Analyst
Hector Galdean, Senior Credit Analyst
Tom Woods, Senior Systems Analyst
Aubrey Antle, Accountant, BSL
Elizabeth Borgsteadt, Credit Analyst
Cheryl Darling, Invoice/Billing Specialist
Sarah Doherty, Accountant
Tu Ma, Accountant, BSL
Robert Maiden, Accounts Payable, DCFC
Azim Mansoor, Accountant, BSL
Sharnika Mason, Credit Analyst
Kevin Murphy, Systems Analyst
Sarah Nicholas, Accounts Payable, AT&T Stadium
Brenda Roskydoll, Staff Accountant
Sharon Rucker, Accounts Payables, DCM
Ricki Sanders, Accounts Payables, DCM
Caitlin Smith, Accountant, BSL
Maggie Tsoi, Staff Accountant
Johnna Vecchio, Inventory Specialist

Legends Hospitality - The Star

EXECUTIVE

Brandon Chaney, Human Resources Manager
Christopher Collins, General Manager
Valery Barbosa, Office Manager

CULINARY

Rachid El Yamani, Executive Chef
Andrew Trollinger, Sous Chef
Joel Santiago, Sous Chef
Ubaldo Prado, Sous Chef

CATERING AND SPECIAL EVENTS

Amanda Simkins, Catering Director
Chelsa Baker, Senior Catering Manager
Amy Tackett, Catering Manager
Irakli Jorjadze, Director of Operations
Trey Hall, Assistant Banquet Manager
Eve Kras, Assistant Banquet Manager
Tashawn Lee, Premium Services Supervisor

FINANCE

Anil Kukreja, Finance Manager
Tracee Poremba, Accounts Payable Manager
Nakeisha Sanders, Accounts Receivable Specialist

TOURS OPERATIONS

Tasha Wells, Tours Operations Manager
Lori Fuentes, Tours Operations Assistant

SALES

Marta Gola, Senior Sales Manager, Events and Tours
David Hodgins, Group Tours Account Executive
Shelby Adams, Group Sales Account Executive
Mattie Berry, Private Events and Tours
Amber Stocky, Event Sales Manager

CONCESSIONS AND WAREHOUSE

George Wasai, Jr., Concession Manager
Deitra Walter, NPO Coordinator
Erich Williams, Warehouse Manager
Steven Crawford, Jr., Beverage/Conversion Supervisor

Dallas Cowboys Merchandising Limited

Bill Priakos, President
Jennifer Rice, Executive Assistant to President
Timothy Burkhardt, Chief Operating Officer
Rob Schrimsher, Jr., Controller
Mark Marsh, University Sales Manager
Neil Wiseman, Director of Merchandise
Raquel Burgess, Director of Sales
Heather Maddux, Senior Brand and Design Manager
Tevin Nguyen, Senior Operations Manager
Eric Wanstreet, Senior Retail Manager
Stacey Lough, Assistant Controller
Leslie Madsen, Brand Manager

Rick Mendoza, Creative Manager - Graphic Design
Michael Acosta, District Manager, South
Chelsa Beener, District Manager, North
Chris Benjamin, Ecommerce Manager
Copi Gilligan, Retail Customer Service Manager
Kevin Higley, Print Production Manager
Amy Hunstable, Wholesale Customer Service Manager
Jennifer Parker, Data Manager
Amon Simmons, Licensing Manager
Alfred Vereia, Sourcing Manager
Brian Walker, Warehouse Operations Manager

AT&T Stadium

OPERATIONS

Jeff Stroud, Stadium General Manager
Tod Martin, Stadium General Manager
Paul Turner, Senior Director of Event Operations
Steve Epperson, Director of Housekeeping
Jud Heflin, Director of Planning and Logistics
Glenn Kimberlin, Dock Master
Susan Skaggs, Director of Civic Affairs
Dwin Towell, Director of Broadcast Engineering
Scott Woodrow, Director of Building Engineering
Alexandra Carls Johnson, Event Manager
Michael Fogel, Security Manager
Royce Mitchell, Conversion Manager
Vincent Tran, Guest Services Manager
Joshua Keiffer, Senior Security Coordinator
Shane Randel, Senior Event Operations Coordinator
James Brandhorst, Senior Project Manager
Richard Brite, HVAC Manager
J.J. Brown, Plumbing Manager
Truong Bui, Refrigeration Manager
Scott Campbell, Landscape Manager
Derrick Barnes, Conversion Coordinator
Lauren Fisher, Event Operations Coordinator
Alain Laroche, Concierge Coordinator
Alyssa Phillips, Event Staff & Access Management Coordinator
Pete Aleman, A/V Technical Coordinator
Lucia Cabrales, Administrative Support
Gary French, Audio Engineer in Charge
David Friedman, Audio Engineer in Charge
Trevor Buck, Irrigation Technician
TM Damato, Broadcast Technician
Simon Escamilla, Asst. Stadium Engineer
Ibraheim Isa, Broadcast Technician
Mario Ortiz, Maintenance Technician
Mario Perez, Broadcast Technician
Martin Perez, Maintenance Technician
Phillip Villareal, Broadcast Technician

EXECUTIVE

Doreen Nichols, Executive Office
Susan Guzman, Accountant
Emily McAbee, Administrative Assistant
Phil Whitfield, VIP Tour Ambassador
Alicia Wilson, Administrative Assistant
Jazzmine Garcia, Administrative Assistant Support

TICKET/SUITE SALES AND SERVICE

Chad Estis, Executive Vice President of Business Operations
Doug Dawson, Vice President, Ticket Sales and Service
Travis Clark, Senior Director of Suites & Events
Lindsay Cottier, Director of Premium and Ticket Service
Kasey Mesa, Director, Suite Services
Delanie Nicosia, Director of Booking
Jennifer Surgalski, Senior Director, Strategic Project Management
Lucas Kalinec, Senior Manager, Ticket Sales
Jackie Ibarra, Manager of Premium and Ticket Service
Kristen Ferguson Brantley, Luxury Suite Services Coordinator
Cara Horn, Sales and Booking Coordinator
Maddie Hover, Services Coordinator
Kourtney Miller Spilker, Luxury Suite Services Coordinator
Jane Nicholson, Premium Service Coordinator
Kyle Robbins, Service Coordinator
Bryant Cappelletti, Senior Sales Consultant
Brett Dougherty, Senior Sales Consultant
Chaz Farren, Senior Sales Consultant
Dana Jones, Senior Sales Consultant
Ashley Rains, Senior Sales Consultant
Nick Ackels, Sales Consultant
Chloe Branch, Sales Consultant
Jared Dudas, Sales Consultant
Eriza Munoz, Suite Sales Consultant
Gina Owen, Suite Sales Consultant
Jon Shollenberger, Sales Consultant
Leslie Vitale Yarbrough, Luxury Suite Sales Consultant

TICKET OFFICE

Ann Bihari, Senior Director of Ticket Operations
Tim Attel, Box Office Manager
Kayla Padilla, Suite Ticket Manager
Carmen Rachal, Seat Options Manager
Raymond Garcia, Ticket Operations Specialist
Robert Matson, Suite Ticket Coordinator
Nichole Prado, Specialty Ticketing Coordinator
Tiffany Rauschkolb, Event Specialist
Chris Rogers, Specialty Ticketing Manager
Krishna Tuttle, Event Specialist
Casey Yocom, Ticket Systems Analyst

Legends Hospitality - AT&T Stadium

EXECUTIVE

Justin Renville, Vice President/General Manager
Sheila Redmond, Office Manager

MERCHANDISING AND TOUR OPERATIONS

Doug Aydelott, Regional Director of Merchandising
Sean Parent, Director of Merchandising and Tour Operations
Donald Doolin, Assistant Director of Merchandising
Maddie Ballengee, Pro Shop Assistant Manager
Marisela Patnaude, Pro Shop Manager
Rebecca Beskow, Retail Operations Manager
Antuaine Dunn, Merchandise Warehouse Manager
Kyle Zdunkewicz, Tour Operations Manager
Dustin Befort, Assistant Tour Operations Manager
Ali Lopez, Tour Operations Coordinator

CONCESSIONS

George Wasai, Director of Food and Beverage
Rich Post, Assistant Director of Food and Beverage

Cindy Korfanty, Concessions Manager
Kara Farris, Vending Manager
Matt Spence, Beverage Manager
Lori Harrell, Assistant Beverage Manager
Morgan Robinson, Assistant Beverage Manager
Tate Lewis, Warehouse Manager
Junior Zamora, Concourse Manager
Earlesha McZeal, Non Profit Manager
Heather Fuller, Concessions Chef

CATERING AND SPECIAL EVENTS AND SUITES

Monique Boyd, Director of Catering and Special Events
Chasity Abner, Catering and Special Events Manager
Kwanjai Stone, Catering and Special Events Manager
Josephine Man, Catering and Special Events Manager
Christopher Flanagan, Catering and Special Events Manager
Imani Ervins, Catering and Special Events Manager
Marcos Luna, Special Events Coordinator
Luis Coronado, Banquet Manager

Caro Maturino, Assistant Banquet Manager
Jeannie Sprufera, Director of Suites Service
Shon Choice-Lee, Assistant Suites Manager
Sarah Figueroa, Suites Service Coordinator
Leslie Walker, Suites Service Coordinator
Katie Glover, Suites Service Coordinator

CULINARY

Orazio LaManna, Regional Executive Chef
Tony Sinese, Executive Chef
Marcelo Vasquez, Senior Executive Sous Chef
Francisco Verduzco, Banquet Sous Chef
Pauline Badillo, Senior Sous Chef
Marcello Guevara, Executive Pastry Chef
Marcie Zollicoffer, Sous Pastry Chef
Christina Marentes, Banquet Chef
Simon Borja, Executive Steward
Melyn Hirt, Training and Food Safety Manager
Melvin Carrasquillo, Receiving Manager
Rose Ozuna, Culinary Administrative Assistant

FINANCE AND IT

Ralph Verdeschi, Regional Director of Finance
Gabe Chavez, Finance Manager
Matthew Kidwell, Payroll Manager
Rita Decker, Staff Accountant
Te'Neal Logan, Accounts Payable Manager
Byron Sharp, IT Manager

HUMAN RESOURCES

Quashan Lockett, Regional Director of Human Resources
Jaclyn Darigo, Associate Human Resources Director

SALES

Jacob Stone, Director of Sales
Renee Pineda, Senior Special Events Sales Manager
Samantha Johnson, Senior Special Events Sales Manager
Brandon Brown, Special Events Sales Manager
Jess Christensen, Special Events Sales Manager
Aaron Thorneberry, Special Events Sales Manager
Kaitlyn Wilson, Special Events Sales Manager
Sean Penix, Group Tour Sales Manager
Jonathan Barnes, Group Sales, Account Executive
Morgan Christensen, Group Sales, Account Executive
Taylen Douglas, Group Sales, Account Executive
Brody Hickey, Group Sales, Account Executive
Katelyn Kyle, Group Sales, Account Executive
Eric Luna, Group Sales, Account Executive
Akruti Patel, Group Sales, Account Executive
Wesley Sledge, Group Sales, Account Executive
John Spring, Group Sales, Account Executive
Jill Sweress, Group Sales, Account Executive
Becky Wallander, Special Events and Tours Coordinator





STAFF

JERRY JONES

Owner
President
General Manager



In one of the most dramatic eras of ownership in professional sports, Jerry Jones' stewardship of the Dallas Cowboys has reached unprecedented results and success to one of the world's most popular sports entities. His three-decade long journey reached a rare pinnacle with his selection for induction into the Pro Football Hall of Fame as a member of the 2017 class of enshrinees. Jones became the 15th owner in history to earn a bust in Canton.

Aside from being one of just three current owners to guide their franchises to at least three Super Bowl titles, Jones' efforts in the areas of sports marketing, promotion and the development of AT&T Stadium have created a vivid imprint on the landscape of the NFL and the American sports culture.

On the heels of his recent Hall of Fame selection, Jones was selected as one of the 100 Greatest Living Business Minds in commemoration of *Forbes* magazine's 100th year anniversary in 2017. In that same year, he was also recognized for his career contributions to sports in America by being named the 2017 recipient of the *Sports Business Journal's* Lifetime Achievement Award. Prior to his enshrinement in Canton, USA Today designated Jones as No. 1 on its list of the 100 Most Important People in the NFL in July of 2016.

Highlighted by Super Bowl victories following the 1992, 1993 and 1995 seasons, Jones became the first owner in NFL history to lead his team to three league championships in his first seven years of ownership. In 1995 Dallas also became the first team in NFL history to win three Super Bowls in four seasons while tying the then NFL record for most Super Bowl victories by an organization with five.

The first decade of Jones' ownership closed with eight playoff appearances, six division titles, four conference championship game appearances and three world crowns as the Cowboys were named the NFL's Team of the 1990s. More recently, the Cowboys have won NFC East Division titles in 2007, 2009, 2014 and 2016, while the '16 club secured the 14th playoff appearance in Jones' 29 years of leadership.

Following the 2014 season, a year when the Cowboys posted a 12-4 record and then won a home playoff game, Jones was named the NFL Executive of the Year by the Pro Football Writers Association of America.

Along with the success of the Dallas Cowboys on the field, Jones' vision and leadership provided the driving influence behind the concept, design and construction of AT&T Stadium in Arlington, Texas - a venue that is recognized internationally as perhaps the most spectacular and state-of-the-art sports stadium in the world.

Opened to the public in May 2009, the stadium's dramatic first season of operation resulted in the venue being named the Sports Facility of the Year by the *Sports Business Journal* in May 2010. Along with that achievement for the team's new home, Jones was also named the 2009 Sports Executive of the Year by the SBJ.

The 100,000-plus seat stadium established the attendance record for an NFL regular season game as 105,121 witnessed the September 20, 2009 home opener, while the 108,713 who attended the NBA All-Star Game on February 14, 2010 became the largest crowd to witness a basketball game in the history of the sport.

In just over nine years of operation, more than 11 million fans have attended events that included high

school and collegiate football, major college basketball, international soccer, professional bull riding, Supercross, world championship boxing and concerts that featured world-renowned recording artists. More than three million other visitors have passed through the 12-story high doors of the stadium for daily public tours of the venue.

With its architectural versatility and cutting edge media capabilities, AT&T Stadium has become a visible beacon that has established North Texas as a major focal point on the sports and entertainment canvas of North America.

The brilliant home of the Cowboys has become a powerful catalyst in attracting a wide range of national and international events that will define the future of the region for generations to come. The stadium has already played host to Super Bowl XLV (February 2011), the NCAA Final Four in men's basketball (April 2014) and the inaugural College Football Playoff Championship Game (January 2015). Other top-flight sporting events for the future include the annual Goodyear Cotton Bowl, the Texas A&M-Arkansas football Southwest Classic and the annual AdvoCare Classic collegiate football series.

Jones recently turned his football development and marketing expertise to the new World Headquarters of the Dallas Cowboys as The Star in Frisco, Texas, opened its doors for operation in the summer of 2016. Located in a rapidly growing community of more than 150,000 residents, The Star is a partnership with the City of Frisco and The Frisco Independent School District that places a strong focus on inspiring a solid future for high school football, youth sports and the next generation of players and fans by uniquely engaging them at the place where the Cowboys live, work and practice.

The Star is the only NFL training facility in the U.S. that is shared with a public high school athletic program. All 10 Frisco ISD high schools play home games in Ford Center at The Star, a state-of-the-art, 510,000-square-foot indoor athletic facility. With a capacity of 12,000 seats, Ford Center hosts a variety of events in addition to football games, such as concerts, collegiate basketball, boxing and professional lacrosse, to name a few.

The Star includes a 91-acre mixed-use development located on the Dallas Tollway. In addition to the team's headquarters, the project is a vibrant destination that features shopping, dining, nightlife, athletics, fitness, event and hotel options.

Since he took over as general manager in 1989, Dallas has drafted 33 different players who have gone on to appear in a combined total of 118 Pro Bowls. Dallas has also signed 13 free agent players who have made 31 Pro Bowl appearances while representing the Cowboys. Additionally, Dallas traded for two different players who made three Pro Bowls. Since 1989 the Cowboys have made 150 trades, the most celebrated of which was the 1989 deal that sent Herschel Walker to the Minnesota Vikings and provided the personnel foundation for three league titles.

His recent efforts to retool the Dallas roster have resulted in some of the NFL's most productive drafts over the past eight years. Between 2010 and 2017, Dallas has selected 19 players who have become starters, with seven of those becoming All-Rookie Team selections.

Those same seven players have become Pro Bowlers who have already made a collective total of 20 trips to the annual all-star game: Dez Bryant (selected in

2010), Tyron Smith (2011), DeMarco Murray (2011), Travis Frederick (2013), Zack Martin (2014), Ezekiel Elliott and Dak Prescott (both 2016). The foundation for the future success of the team has been put in place on the offensive line where, following the 2017 season, Smith, Frederick and Martin were all Pro Bowlers for the fourth straight year. Elliott and Prescott - Dallas' duo of young offensive backfield weapons - became the first pair of Cowboys rookies to ever be selected to the Pro Bowl in 2016. Elliott led the NFL in rushing and took home FedEx Ground Player of the Year honors while Prescott became the first rookie quarterback in team history to be named to the Pro Bowl and the first to win AP Offensive Rookie of the Year.

In selecting the on-the-field leadership for the Cowboys, Jones hired a pair of coaches who won three Super Bowls in Dallas: Jimmy Johnson (1992-1993) and Barry Switzer (1995). Chan Gailey followed with a division title and playoff appearances in 1998 and 1999. In 2003 Jones successfully recruited two-time Super Bowl winner Bill Parcells to Dallas, and Parcells directed the team to three winning seasons and two playoff trips in four years. In February 2007, Jones added another successful NFL head coach in Wade Phillips, who guided the club to a pair of division titles in his first three years (2007 and 2009) and a playoff victory in 2009. In 2011 Jones named Jason Garrett as the team's eighth head coach after the former Cowboys quarterback guided the club to a 5-3 record as the interim coach in the second half of the 2010 season. Garrett has since added a pair of division titles in 2014 and 2016, and his overall record of 68-55 represents the second-most victories by a head coach in club history.

In the last 40 years, 38 different owners have entered the NFL. Of that group, only Jerry Jones, Pat Bowlen of Denver and Robert Kraft of New England have guided their franchises to more than two Super Bowl championships. Moreover, Jones joins Art Rooney, Jack Kent Cooke, Al Davis, Eddie DeBartolo, Kraft and Bowlen as the only men to have won at least three Super Bowls as NFL owners.

On the league front, Jones actively contributes his vision and enthusiasm to enhancing the NFL's status as the world's premier professional sports league by serving on a wide range of league committees. As a member of the Management Council Executive Committee, he was very involved in the 2011 labor negotiations that resulted in the most recent Collective Bargaining Agreement between the NFL and its players. In addition to the CEC, Jones is currently the Chairman of the NFL Network Committee, Chairman of the Pro Football Hall of Fame Committee, and he is a member of the NFL Broadcasting Committee, and the Health and Safety Advisory Committee. Jones also served on the committee that was charged with overseeing the search for a successor to retired NFL Commissioner Paul Tagliabue, a process that successfully landed current NFL Commissioner Roger Goodell in September 2006. In addition, Jones has served two prior terms as a member of the NFL's Competition Committee as well as a stint on the Business Ventures Committee.

His contributions and innovations in the areas of marketing, corporate sponsorships, television, stadium management, stadium development, labor negotiations and community service have made a visible imprint on the ever evolving face of professional sports in America. Since becoming involved with the Cowboys, Jones' accomplishments have been recognized through his induction into the Boys & Girls Clubs of America Hall of Fame, the Texas Sports Hall of Fame (2007), the Texas Business Hall of Fame (2005), the Arkansas Sports Hall of Fame (1999) and the Missouri Sports Hall of Fame (1998). In July 2012, Jones was recognized as the Lifetime Achievement Award recipient by the Arkansas Sportscasters and Sportswriters Hall of Fame. In August 2007, he served as the presenter for Michael Irvin's induction into the Pro Football Hall of Fame, a recognition he was also named for by Emmitt Smith in Canton in August 2010 and 2013 enshrinee Larry Allen.

In April 2014 Jones received the prestigious Horatio Alger Award in Washington, D.C. and was inducted as

a lifetime member into the Horatio Alger Association of Distinguished Americans. In May 2014, Jones was also recognized with the Lifetime Achievement Award presented by Pop Warner Little Scholars, Inc. On October 3, 2013, Jones was inducted into the National Football Foundation's Leadership Hall of Fame, an award which celebrates leadership of a lifetime of success on the field, in the boardroom and in the community.

As a co-captain of the 1964 National Championship Arkansas Razorbacks, Jones is one of a small number of NFL owners who actually earned a significant level of success as a football player. He is the only man in the history of the National Football League to play for a collegiate national championship football team and own a Super Bowl winner. In addition, Jones and the legendary George Halas are the only two men to become NFL owners after playing in a major college football bowl game. His current ties to the college game include membership on the Board of Directors for the National Football Foundation and College Football Hall of Fame.

A man of varied interests who will not rest on yesterday's achievements, he is a dedicated businessman and family man, sharing a vivid enthusiasm for both. Although Jones and his family are very involved in numerous civic and charitable causes, the Joneses have left an indelible local and national impression on the philanthropic landscape with their love and dedication to The Salvation Army.

For the past 21 seasons, the Jones family has dedicated the Cowboys Thanksgiving Day halftime show as a national showcase to kick off The Salvation Army's annual Red Kettle Campaign. Through the donation of national television airtime, the event has created a holiday tradition while helping to increase donations to The Salvation Army's annual fundraising efforts by more than two billion dollars. Reba McEntire, Destiny's Child, Sheryl Crow, Carrie Underwood and Kenny Chesney are just a few of the distinguished artists who have provided entertainment for the holiday extravaganza.

The Salvation Army points to the annual Cowboys kickoff event as one of the most effective, creative and important innovations that has been developed in the long and storied history of the organization.

The Joneses received the Evangeline Booth Award in 1999, one of The Army's highest national community service awards, and have been selected for membership into the prestigious Salvation Army William Booth Society. Jerry and his wife Gene were also named to The Army's National Advisory Board in April 1998 shortly after being named the organization's Partners of the Year in 1997. In April 2007, the Joneses served as the honorary chairpersons for The Salvation Army's National Advisory Organizations Conference (NAOC) that was held in Dallas.

For 10 years, Gene and Jerry Jones served as hosts and underwrote the costs for the Super Lunch, a fundraising event for The Salvation Army Irving Corps Community Center. In 1998 the Gene and Jerry Jones Family Center for Children opened in conjunction with The Army.

As part of the Jones Family and the Dallas Cowboys commitment to Arlington, Texas, the home of the club's stadium, Gene and Jerry Jones Family Charities will donate a total of \$16.5 million to non-profit organizations serving youth in Arlington from 2009-2041.

In 2001 the Joneses were awarded the Chairman's Award by The Boys & Girls Clubs of America. In June 2002, Gene and Jerry Jones were recognized as the recipients of the Children's Champion Award for Philanthropy that was presented by the Dallas for Children organization. In 2003 the Family Gateway organization of Dallas presented Gene and Jerry with the Annette G. Strauss Humanitarian Award. In April 2005, Gene and Jerry were recipients of the Hope Award, the highest community service recognition awarded by the Lone Star Chapter of the National Multiple Sclerosis Society. In 2010 the Jones Family and the Cowboys were selected by The Boys & Girls Clubs of America to receive the prestigious Chairman's Award that recognized the Cowboys long and dedicated history of supporting that organization.

The Jones family is very involved with several other community-related organizations, including Children's Medical Center of Dallas, Happy Hill Farm Academy/

Home, the National Board for The Boys & Girls Clubs of America, the Kent Waldrep Paralysis Foundation, The Rise School of Dallas, The Family Place and The Family Gateway. In 2010 the Jones family endowed the North Texas Youth Education Town with a \$1 million grant. Created as a lasting legacy of Super Bowl XLV, the North Texas YET is administered by The Salvation Army and provides North Texas youth with education, mentoring, fitness and character enrichment programs.

Jerry (10/13/42) and Gene live in Dallas. They have three children, Stephen, Charlotte and Jerry Jr., and nine grandchildren.

Stephen is a graduate of the University of Arkansas and serves as the Cowboys Chief Operating Officer/Executive Vice President/Player Personnel. Charlotte is a Stanford graduate and serves as the Cowboys Executive Vice President/Chief Brand Officer/President of Dallas Cowboys Cheerleaders. Jerry Jr., a graduate of Georgetown University, who earned his law degree from Southern Methodist University, is the Cowboys Executive Vice President/Chief Sales and Marketing Officer.

Jerry Jones graduated from Arkansas in 1965 with a Bachelor of Science degree in business administration, and earned a Master of Arts degree from the university that same year.

Chronology Since 1989:

February 25, 1989 – Jones purchases the Dallas Cowboys and the lease to manage Texas Stadium from H.R. "Bum" Bright. Jerry Jones names Jimmy Johnson as the new head coach.

April 20, 1989 – Jones completes negotiations on Troy Aikman's contract – a six-year deal that is completed four days before Aikman is the top overall selection in the 1989 NFL Draft.

October 12, 1989 – Herschel Walker is traded to Minnesota for five players, six conditional draft choices and a 1992 first round draft choice. Among the players who actually came to Dallas as a result of the trade include Emmitt Smith, Russell Maryland, Kevin Smith and Darren Woodson.

August 10, 1990 – The Cowboys first-ever in-state training camp concludes at St. Edward's University in Austin. Over 100,000 fans attend workouts, while more than 400 media credentials are issued. Austin officials estimate the camp brought an additional \$3.2 million of income into the Austin area.

September 5, 1990 – The Cowboys trade Steve Walsh to the New Orleans Saints for a first and third round draft choice in 1991 and a conditional second round pick in 1992.

April 19, 1991 – A deal is made to bring the first overall selection in the 1991 NFL Draft to Dallas in exchange for a first and second round selection and three veteran players. Dallas selected Outland Trophy winner Russell Maryland with the top pick.

April 21-22, 1991 – In an unprecedented action among NFL clubs, the Cowboys sign their top three draft choices on draft day. The team also drafts a club-record 17 players.

July 16, 1991 – The Cowboys open training camp in Austin with all 17 of their draft choices under contract. Dallas concludes its second training camp at St. Edward's University with over 75,000 fans attending the Cowboys practices.

November 24, 1991 – The Cowboys end the Redskins 1991 undefeated streak at 11 games with a 24-21 victory at RFK Stadium.

December 15, 1991 – Dallas defeats Philadelphia, 25-13, at Veterans Stadium to secure a wild card playoff spot. The victory marks the team's first trip to the playoffs since 1985.

December 22, 1991 – Dallas closes the 1991 season with a 31-27 win over Atlanta, marking the team's best record (11-5) since 1983.

January 5, 1992 – Dallas defeats Chicago by a 17-13 score in an opening round playoff game at Soldier Field. The victory marks the Cowboys first playoff win since 1982, and the first playoff win on the road since 1980.

May 1, 1992 – Jerry Jones is appointed to the NFL's Competition Committee by Commissioner Paul Tagliabue. Jones becomes the first owner to serve on the prestigious committee since the death of Cincinnati's Paul Brown.

December 21, 1992 – Before a national television audience on ABC's Monday Night Football, the Cowboys defeat the Atlanta Falcons (41-17) at the Georgia Dome to claim the NFC Eastern Division Championship. The victory marks the Cowboys first divisional title since 1985. It is the 14th divisional title in club history.

December 23, 1992 – Six players from the Cowboys offense are selected to play in the Pro Bowl. The six players establish a Dallas Cowboys record for most offensive players selected to the Pro Bowl.

December 27, 1992 – Dallas defeats Chicago by a 27-14 score at Texas Stadium. The victory is the 13th of the year for Dallas, establishing a new club record for victories in a season. Emmitt Smith finishes the season with 1,713 rushing yards, enabling him to become the first player to win back-to-back NFL rushing titles since Eric Dickerson (1983-84).

December, 1992 – The Cowboys set a team record for road attendance by averaging 72,523 fans-per-road game. The team also played before a sold-out stadium in all 16 regular season games.

January 10, 1993 – In their first home playoff game since 1983, Dallas hands NFC East rival Philadelphia a 34-10 defeat in an NFC Divisional Playoff Game.

January 17, 1993 – In their first NFC Championship Game since 1982, the Cowboys defeat the San Francisco 49ers by a 30-20 score at Candlestick Park. The victory sends Dallas to Super Bowl XXVII in Pasadena, marking the Cowboys first Super Bowl trip since 1978.

January 31, 1993 – While making an NFL-record sixth Super Bowl appearance, the Cowboys defeat Buffalo 52-17 in Super Bowl XXVII at the Rose Bowl in Pasadena. Troy Aikman was named the game's MVP after throwing four touchdown passes. The Super Bowl crowd of 98,374 becomes the largest crowd to ever witness a Cowboys game. The game was witnessed by 133.4 million television viewers, making Super Bowl XXVII the most watched event in television history.

March 5, 1993 – The Super Bowl Champion Dallas Cowboys become the first athletic team to visit the White House under President Bill Clinton's administration. The visit to the White House is the first in club history.

December 28, 1993 – An NFC-record 11 Dallas players are selected to the Pro Bowl. That group includes a club-record eight offensive selections (seven Pro Bowl starters).

January 2, 1994 – The Cowboys defeat the N.Y. Giants 16-13 in overtime at the Meadowlands. The win clinches the Cowboys second straight NFC East title and the 15th division crown in club history.

January 2, 1994 – Emmitt Smith finishes the season with 1,486 yards to earn his third straight NFL rushing crown. He becomes just the fourth man in NFL history to win three consecutive rushing titles. He is also named Associated Press NFL Player of the Year, the first Cowboy so honored.

January 23, 1994 – Dallas defeats San Francisco 38-21 in the NFC Championship Game at Texas Stadium. The victory gives the Cowboys an NFL-record seventh conference championship in the first conference title game to be played at Texas Stadium since Jan. 1, 1978.

January 30, 1994 – Dallas becomes one of just three NFL teams to win four Super Bowls by defeating Buffalo (30-13) in Super Bowl XXVIII at the Georgia Dome in Atlanta. The victory enables the Cowboys to become the only franchise in NFL history to win more than one Super Bowl under two different owners. The game featured two rushing touchdowns by Super Bowl MVP Emmitt Smith.

March 30, 1994 – Barry Switzer is named the new head coach of the Dallas Cowboys – and the third head coach in team history. Switzer replaces Jimmy Johnson, who stepped down as the Cowboys head coach the previous day.

December, 1994 – For the second straight season, the Cowboys send a club and NFC-record 11 players to the Pro Bowl.

January, 1995 – The Cowboys set a Texas Stadium record for home attendance with an average crowd of 64,579, the first time Dallas has averaged over 64,000 fans-per-game at Texas Stadium. The previous record was 63,943 set in 1981.

January 15, 1995 – The Cowboys play in their third NFC Championship Game of the decade. The Cowboys are the only NFL team to play in multiple conference championship games in each decade of the team's existence.

December 24, 1995 – Dallas wraps up its fourth straight NFC Eastern Division title – a feat no other NFC East team had accomplished other than the Cowboys teams from 1976 to 1979.

December 25, 1995 – Emmitt Smith closes the season with a team-record 1,773 rushing yards and an NFL-record 25 rushing touchdowns. Smith led the NFL in rushing for the fourth time in five years, becoming just the fifth player in NFL history to win at least four rushing titles.

December, 1995 – Ten Cowboys are selected to the NFC Pro Bowl squad. Since 1993 Dallas has earned 32 Pro Bowl selections – the most ever by one team over a three-year period.

January 14, 1996 – The Cowboys win an NFL record eighth conference championship game by defeating the Green Bay Packers 38-27 at Texas Stadium. The victory marked the Cowboys third NFC title in four years.

January 28, 1996 – Dallas becomes the first team in NFL history to win three Super Bowls in a four-year period by defeating the Pittsburgh Steelers 27-17 in Super Bowl XXX at Sun Devil Stadium in Tempe, Ariz. The game is witnessed by 138.4 million television viewers, making Super Bowl XXX the most watched event in television history. The victory enables Dallas to earn its fifth Super Bowl title – joining the San Francisco 49ers as the second NFL franchise to win five Super Bowls. The Cowboys have appeared in an NFL-record eight Super Bowls. Dallas also became the first NFL franchise to win Super Bowls with three different head coaches.

December 15, 1996 – The Cowboys clinch a fifth straight division title with a 12-6 win over the New England Patriots at Texas Stadium. The championship enables the Cowboys to become the first team in NFL history to win five straight NFC Eastern Division crowns.

January 5, 1997 – Dallas closes the postseason with a divisional playoff loss at Carolina. The loss marks the first time since the 1991 season that the Cowboys were unable to reach the NFC title game.

December, 1997 – The Cowboys close the 1997 season with a 6-10 record, marking the team's first non-playoff season since 1990.

February 12, 1998 – Jerry Jones names Chan Gailey as the fourth head coach in the history of the Dallas Cowboys franchise. Gailey, who had previously served as the Pittsburgh Steelers offensive coordinator, replaces Barry Switzer, who resigned from his position on January 9.

July 15, 1998 – The Cowboys open training camp at Midwestern State University in Wichita Falls, Texas. Attendance figures for the four-week camp exceed 100,000.

November 8, 1998 – With 163 yards on 29 carries in a 16-6 win over the New York Giants, Emmitt Smith becomes the Dallas Cowboys all-time leading rusher. Smith's performance against New York pushes him past Tony Dorsett (12,036).

December 20, 1998 – After a one-year absence from postseason play, the Cowboys clinch their sixth NFC Eastern Division title in the last seven years with a 13-9 win over Philadelphia at Texas Stadium. The 1998 division crown is the 19th division championship (15th NFC East title) in the club's 39-year history.

December 27, 1998 – After scoring a first half touchdown on a one-yard run against the Redskins at Texas Stadium, Emmitt Smith becomes the NFL's all-time leader in rushing touchdowns, moving ahead of Marcus Allen (123). Smith would later add a 26-yard touchdown run in the second quarter to bring his league record total to 125 by season's end. The Cowboys closed the year with a 23-7 victory over Washington and a 10-6 record, enabling Dallas to become the first team in the history of the NFC East to post an 8-0 record in division play.

December 24, 1999 – The Dallas Cowboys NFL-record of consecutive games in front of sold out stadiums came to an end in a Christmas Eve game against the New Orleans Saints in the Louisiana Superdome. The streak, which included home and away games, came to a halt after 160 games. It began on Dec. 23, 1990 at Philadelphia's Veterans Stadium and included 79 straight sell-outs at Texas Stadium (including playoffs) and 81 straight sell-outs on the road (including playoffs).

January 2, 2000 – The Cowboys close the century as the NFL's most successful team in the decade of the 1990s. From 1990 to 1999, Dallas qualified for the playoffs eight times, won six division titles, made four trips to the conference championship game and won three Super Bowls. The 1999 season ends with an 8-8 regular season record and a wild card playoff loss at Minnesota on Jan. 9, 2000.

January 26, 2000 – Jerry Jones names Cowboys defensive coordinator Dave Campo as the fifth head coach in franchise history. Campo spent the previous 11 seasons as an assistant coach in Dallas and was the defensive coordinator for the 1995 team that won Super Bowl XXX.

August 27, 2001 – Dallas defeats Oakland in a preseason American Bowl game in Mexico City that marks the Cowboys ninth international game. With stops in England (2), Japan (2), Mexico (4) and Canada (1), the Cowboys have played more international games than any other team in the NFL.

October 27, 2002 – In a 17-14 loss to the Seattle Seahawks at Texas Stadium, Emmitt Smith moved past Walter Payton to become the all-time NFL rushing leader. Smith finished the 2002 season, and his Dallas Cowboys career, with 17,162 yards, 436 more than Payton's previous career mark of 16,726.

January 2, 2003 – Jerry Jones names Bill Parcells as the sixth head coach in Dallas Cowboys franchise history. Parcells, a two-time Super Bowl winner with the New York Giants, replaces Dave Campo.

December 21, 2003 – The Cowboys topped the N.Y. Giants to record their 10th win of the season, securing a wild card berth in the playoffs. It was the club's 27th postseason appearance, extending their NFL record. It was also the 24th season in franchise history that the club had posted at least 10 wins, also a league record.

November 2, 2004 – With 55% of the vote, the citizens of Arlington, Texas overwhelmingly support a stadium referendum at the polls. The public-private partnership between the City of Arlington and the Dallas Cowboys will fund a retractable roof stadium with capacity for up to 100,000 people in the heart of Arlington's entertainment district. With over \$400 million committed by the team and stadium users, it will be the largest private investment in a stadium in NFL history, and the stadium will give North Texas the ability to bring major events like the Super Bowl and the NCAA Final Four to the region.

September 19, 2005 – Troy Aikman, Michael Irvin and Emmitt Smith, the cornerstone players of the three-time Super Bowl Champion Cowboys teams of the 1990s became the 15th, 16th and 17th members of the club's Ring of Honor. The trio finished their Cowboys career holding almost every major passing, receiving and rushing record while helping the organization become the NFL's Team of the Decade for the '90s. A record crowd of 65,207 fans pack Texas Stadium to witness the halftime event during the Monday Night Football match-up against division rival Washington.

December 24, 2005 – With a 24-20 win at Carolina, the Cowboys clinch the 29th winning season in the franchise's 46 years in operation. Dallas finished the year 9-7.

January 1, 2006 – The Cowboys played in front of 63,131 fans in the regular season finale at Texas Stadium on Jan. 1, 2006, pushing the club's all-time home attendance figure past the 20 million mark. Dating back to the 1960 franchise opener at the Cotton Bowl, 20,002,761 fans have now seen the Dallas Cowboys in person at the Cotton Bowl and Texas Stadium.

April 10, 2006 – Ground was broken on the new Dallas Cowboys stadium in Arlington, Texas. The state-of-the-art venue is scheduled for completion by the start of the 2009 NFL season and will accommodate between 80,000 and 100,000 fans.

August 5, 2006 – Three-time Super Bowl Champion quarterback Troy Aikman and six-time Pro Bowl tackle Rayfield Wright become the eighth and ninth former Cowboys to be enshrined in the Pro Football Hall of Fame in Canton, Ohio. Aikman, the MVP of Super Bowl XXVII and the winningest quarterback of the 1990s is selected in his first year of eligibility. Wright, a member of the NFL's 1970s All-Decade team and two Super Bowl winning teams in Dallas is selected in his first year as a senior's committee nominee.

December 16, 2006 – With a 38-28 win over the Atlanta Falcons in the Georgia Dome, the Cowboys secured a playoff berth en route to a 9-7 regular season record and a second place finish in the NFC East. The victory marked the organization's 28th postseason appearance, extending their NFL record.

February 8, 2007 – Jerry Jones announced the appointment of Wade Phillips as the seventh head coach in Dallas Cowboys history. Phillips, who brought a previous 45-35 record as an NFL head coach to the club, replaced Bill Parcells who announced his retirement from coaching on January 22, 2007.

May 22, 2007 – At NFL owners' meetings in Nashville, Tennessee, North Texas was selected to host Super Bowl XLV. The game will be played at the Cowboys new stadium in Arlington, Texas, on February 6, 2011. The first Super Bowl to be presented in North Texas was awarded on the fourth ballot of a vote by the NFL ownership.

August 4, 2007 – Michael Irvin, a member of six divisional winners and three Super Bowl championship teams with the Cowboys of the 1990s, becomes the 10th former Dallas Cowboys player to be enshrined in the Pro Football Hall of Fame. Irvin, the Cowboys career leader in receptions and yardage, is presented by team owner Jerry Jones for induction at the ceremony in Canton, Ohio.

December 9, 2007 – With a 28-27 win at Detroit, the Cowboys clinched the NFC Eastern Division title for the first time since 1998. The win gave Dallas its 20th division championship (16th NFC East). Dallas closed the season with an NFC-best 13-3 record, tying the club mark for regular season victories that was set in 1992.

February 10, 2008 – A record 13 Dallas Cowboys participated in the Pro Bowl in Hawaii. Representing the club on offense were starters Tony Romo, Terrell Owens, Flozell Adams, Andre Gurode, Leonard Davis and Jason Witten. Marion Barber was a reserve for the NFC offense. On the defensive side, DeMarcus Ware and Ken Hamlin were starters while Roy Williams, Terence Newman and Greg Ellis were reserves. Rookie placekicker Nick Folk was also selected.

September 26, 2008 – The first seats were installed at the Cowboys new stadium in Arlington.

December 4, 2008 – A topping out ceremony was held at the then named Cowboys Stadium as the last major lift took place over the stadium's east end zone door. Owner Jerry Jones and Arlington Mayor Robert Cluck were joined at the event by a number of Cowboys Hall of Fame players including Bob Lilly, Michael Irvin, Tony Dorsett and Rayfield Wright.

December 14, 2008 – With a 20-8 win over the N.Y. Giants, the Cowboys clinch the 32nd winning season in franchise history. Dallas finished the year 9-7.

December 16, 2008 – Five members of the Dallas Cowboys were named to the Pro Bowl as Davis (second selection), Gurode (third), Jay Ratliff (first), Ware (third) and Witten (fifth) were selected. Adams (fifth) was later added as injury replacement.

May 27, 2009 – With the Jones Family, Arlington Mayor Robert Cluck and a host of Cowboys greats on hand, the West End Zone doors were opened to a crowd of close to 2,000 as part of the building's Ribbon Cutting ceremony.

June 6, 2009 – The inaugural event at the then named Cowboys Stadium was a star-studded country music concert headlined by George Strait. Superstar Reba McEntire, singer/songwriter Blake Shelton and recording artist Lee Ann Womack joined the event. During the middle of the show, Strait called for the giant roof to be opened, and the show finished under a starry night sky.

September 20, 2009 – The 105,121 fans who attended the first regular season game at the then named Cowboys Stadium (Dallas against the New York Giants) became the largest crowd to ever witness an NFL regular season – or postseason – game.

January 3, 2010 – With a 24-0 win over Philadelphia, the Cowboys wrapped up the NFC Eastern Division title – marking the 21st division crown in the club's 50-year history. Dallas advanced to the playoffs for the 12th time in the 21 years of Jones' tenure as the owner and general manager.

January 9, 2010 – Then named Cowboys Stadium played host to its first NFL playoff game when Dallas dropped Philadelphia by a 34-14 margin in front of 92,951 fans in Arlington. The victory increased the Cowboys NFL-best total of all-time postseason wins to 33.

February 14, 2010 – The 108,713 fans who saw the NBA All Star Game at the then named Cowboys Stadium became a part of history as they made up the largest crowd to attend a basketball game – at any level – in the more than 100-year history of the sport.

August 7, 2010 – Emmitt Smith, the NFL's all-time leading rusher with 18,355 yards and winner of three Super Bowl rings, became the 12th player in franchise history inducted into the Pro Football Hall of Fame. Smith, who won NFL and Super Bowl MVP awards and is the NFL record holder with 11 consecutive 1,000-yard rushing seasons, was presented by team owner Jerry Jones for the induction ceremony in Canton, Ohio.

January 6, 2011 – Jerry Jones announced the appointment of Jason Garrett as the eighth head coach in Dallas Cowboys history. The former Cowboys quarterback guided the club to a 5-3 record as the interim coach in the second half of the 2010 season and became the first former Cowboys player to earn a spot as the head coach.

February 6, 2011 – For the first time in the region's history, North Texas played host to a Super Bowl when the Green Bay Packers and Pittsburgh Steelers faced off in Super Bowl XLV on Feb. 6 at the then named Cowboys Stadium. The Packers earned their fourth Super Bowl Championship with a 31-25 win in front of 103,219 fans – the fourth-largest crowd to watch a Super Bowl.

November 6, 2011 – Larry Allen, Charles Haley and Drew Pearson were inducted into the Ring of Honor at halftime of the Cowboys-Seahawks game becoming the 18th, 19th and 20th members of the club's Ring of Honor. All three players earned Super Bowl rings in their years with the Cowboys, Allen - one; Haley - three and Pearson - one.

December 26, 2012 – Two Dallas Cowboys were named to the original Pro Bowl squad as DeMarcus Ware earned his seventh consecutive and overall trip and Jason Witten his eighth overall. Witten's eight are tied with Emmitt Smith for the fifth-most all-star appearances in franchise history. Anthony Spencer then made his first career Pro Bowl appearance when he was added to the NFC's all-star roster as an injury replacement.

February 2, 2013 – Larry Allen, one of the best offensive linemen in NFL history, was announced as one of the inductees into the Pro Football Hall of Fame. Allen, who spent 12 years in Dallas and was a part of four NFC East titles and one Super Bowl victory, made more Pro Bowl appearances than any offensive player and tied the second-most by any player in franchise history. Jerry Jones will be Allen's presenter at the ceremony. Former Cowboys head coach, Bill Parcells (2003-06) was also one of the inductees for the class of 2013.

July 25, 2013 – Dallas Cowboys and AT&T announced the new home of the Cowboys will be AT&T Stadium, formerly Cowboys Stadium.

August 13, 2013 – The City of Frisco, Texas and the Frisco Independent School District announced a partnership with the Dallas Cowboys establishing Frisco as the future home of the Cowboys world corporate headquarters and training location. A multi-use special events and sports facility, to be developed on a

footprint of approximately 20 acres, and the Cowboys world corporate headquarters on a footprint of approximately 5 acres, will be the centerpiece of additional mixed-use development on property surrounding the team's new location.

April 3, 2014 – Jerry Jones received the prestigious Horatio Alger Award in Washington, D.C. and was inducted as a lifetime member into the Horatio Alger Association of Distinguished Americans.

November 9, 2014 – The Dallas Cowboys played their first ever regular season game outside of the United States, defeating Jacksonville 31-17 at London's historical Wembley Stadium.

December 21, 2014 – With a 42-7 home win over the Indianapolis Colts, the Dallas Cowboys claimed their 18th NFC East and 22nd division title.

December 28, 2014 – The Dallas Cowboys beat Washington 44-17 to seal up road perfection for just the second time in club history.

January 15, 2015 – The Pro Football Writer's of America name Jerry Jones the 2014 NFL Executive of the Year. Jones put together a team that tied for the NFL's best record (12-4), claimed the NFC East championship and won its first playoff game since 2009.

January 31, 2015 – Charles Haley, who was a key part to the three Super Bowl champion teams in the 1990s, became a Hall of Fame inductee.

November 1, 2015 – During halftime of Dallas' Nov. 1, 2015 game against the Seattle Seahawks, Darren Woodson was inducted as the 21st member of the Cowboys Ring of Honor at AT&T Stadium. He finished his career as the Cowboys all-time leading tackler with 1,350 stops, was named to the Pro Bowl five times and was a three-time Super Bowl champion.

June 16, 2016 – After 31 years of calling the Valley Ranch practice facility home, the Cowboys conducted their final practice at the team headquarters in Irving, TX.

July, 2016 – The organization moves into The Star in Frisco, Texas, home of the new world headquarters of the Dallas Cowboys. The move makes the team the first and only NFL team to share a training facility with a public high school athletic program at Ford Center - an indoor venue with a seating capacity of 12,000.

August 21, 2016 – The official opening of The Star in Frisco was marked by the club's first practice at the new headquarters.

December 1, 2016 – The Cowboys won their 11th straight game on the 2016 season with the victory over Minnesota, setting a team record for the longest single-season win streak in team history.

December 20, 2016 – The Cowboys sent seven players to the Pro Bowl, as Tyron Smith (four), Zack Martin, (three), Travis Frederick (three), Dak Prescott (first) and Ezekiel Elliott (first) were named to the team on the initial ballot. Elliott and Prescott became the first Cowboys rookie duo named to the Pro Bowl, and Prescott is the only rookie quarterback in team history to earn the honor. Dez Bryant (three) and Sean Lee (two) were later named as injury replacements.

December 26, 2016 – Ezekiel Elliott finished his dazzling rookie campaign with a league leading 1,631 rushing yards, becoming the third Cowboys running back to lead the league. His 11 games with 100-plus yards from scrimmage established a rookie team record and are tied for third in NFL history by a rookie.

January 1, 2017 – The Cowboys finished the season with 13 wins, tying the 2007 and 1992 teams for the most wins in team history. Dallas' 13-3 record earned them their 32nd appearance in the postseason – tied for the most in NFL history – and the team's 23rd division championship.

January 1, 2017 – Dak Prescott finished one of the most prolific rookie seasons by a quarterback in NFL history, tying the most wins (13) in NFL history and finishing with the highest QB rating (104.9), completion percentage (67.8) and third-most passing touchdowns (23). Prescott also established 23 single-season Cowboys rookie quarterback records.

Feb. 4, 2017 – On the eve of Super Bowl LI in Houston, Texas, it was announced that Jerry Jones would be inducted into the Pro Football Hall of Fame. His selection made him the third Cowboys non-player to have a bust in Canton, Ohio (Tex Schramm and Tom Landry). The Dallas Cowboys also took home four year-honors at the NFL Honors event on the eve of the Super Bowl, as Jason Garrett won AP Coach of the Year, Dak Prescott won AP Offensive Rookie of the Year, Ezekiel Elliott won FedEx Ground Player of the Year and the Cowboys offensive line won Built Ford Tough Offensive Line of the Year.

May. 24, 2017 – At an awards banquet in New York City, Jerry Jones was given the 2017 Lifetime Achievement Award, presented by *SportsBusiness Daily/Journal*.

Aug. 5, 2017 – Jerry Jones becomes the 15th owner in NFL History to be inducted into the Pro Football Hall of Fame.

Sept. 10, 2017 – Jason Witten sets the Cowboys franchise record for most career receiving yards, eclipsing Michael Irvin (11,904) in Cowboys annals. He passed Ed "Too Tall" Jones for most games played by a Cowboy (224) the following week at Denver.

Nov. 30, 2017 – Dez Bryant establishes a franchise record, topping Bob Hayes (71) with his 72nd career receiving touchdown against Washington.

Dec. 10, 2017 – The Cowboys win at the N.Y. Giants serves as Jerry Jones' 250th regular season win as the Dallas Cowboys Owner, President and General Manager since purchasing the team in 1989.

February, 2018 – Jason Witten earns his 11th trip to the Pro Bowl to tie Bob Lilly for the most appearances in franchise history.

May 3, 2018 – In a ceremony at the team's headquarters, Jason Witten announces his retirement. Witten finishes his career as the team's leader in receptions, receiving yards and games played, to name a few.

STEPHEN JONES

Chief Operating Officer
Executive Vice President
Player Personnel



With 29 years of NFL experience, Stephen Jones has established himself as one of the brightest and most versatile executives in professional sports. Recognized as Owner Jerry Jones' right-hand man, Stephen is the Cowboys Chief Operating Officer/Executive Vice President/Player Personnel and President of AT&T Stadium.

He oversees the management operations for all aspects of the Dallas Cowboys and AT&T Stadium, while also supervising the team's scouting and player personnel department. His work involves managing the organization's 400-plus employees, while also handling all of the club's salary cap and all major player contract concerns. He is also active in the recruitment - and management - of all major events that come to AT&T Stadium and The Star in Frisco. Jones' experience as a major college football player, and his years as one of the NFL's top executives, were instrumental in his appointment to the League's prestigious Competition Committee. His active involvement in stadium management, design and development has also landed him a spot on the NFL's New Stadium Committee.

Following the Cowboys 12-4 regular season finish and 2014 NFC Eastern Division title, Stephen and Jerry Jones were named the co-recipients of the NFL Executive of the Year Award as presented by *Sports Illustrated's* Monday Morning Quarterback.

Beginning in 1989, Jones has played an integral role in the team's dramatic rise from a 1-15 record to being the NFL's "Team of the Decade" with three Super Bowl titles in the 1990s. As he enters his 30th NFL season, Jones is a driving force behind the Cowboys push to return to the NFL's elite level of teams. His recent work has seen the club restock its roster with some of the game's top talent and the recent results have produced winning records in nine of the last 15 seasons - and division titles in 2007, 2009, 2014 and 2016.

Since 2010, Jones has helped establish one of the more impressive drafting records in the NFL. In those eight years, Dallas has selected 20 players who have become starters, with seven of those becoming All-Rookie Team selections. Those same seven players have become Pro Bowlers who have already made a collective total of 21 trips to the annual all-star game: Dez Bryant (selected in 2010), Tyron Smith (2011), DeMarco Murray (2011), Travis Frederick (2013), Zack Martin (2014), Ezekiel Elliott and Dak Prescott (both 2016).

Over the course of the last 16 years, Dallas draft classes have produced 37 players who have gone on to start for the Cowboys while 16 of those choices became All-Rookie Team selections. Since 2002 Dallas draft classes have produced 22 Pro Bowl players who collectively combined for 67 all-star game appearances - 18 more than any other team in the NFL (Kansas City, 49) - and 17 first-team All-Pro selections, the most in the league over that span.

In the ever-evolving strategy that dictates a team's competitiveness in the current collective bargaining agreement, Jones' performance in managing the Cowboys salary cap, and the club's activity in free agency, has played a prominent role in the team's ability to compete at the NFL's highest level. Jones' involvement in shaping the Dallas roster under the salary cap was critical in allowing the Cowboys to maintain one of the NFL's most talented core group of players throughout the decade of the 1990s. His creativity and care taking of the Cowboys cap played a key role in the team's six division titles and four conference championship games.

During a historic two-year period of time, Jones was involved in signing five Cowboys stars who were considered the best players in the game at their respective positions. Between September of 1993 and September of 1995, Jones helped orchestrate contract agreements with running back Emmitt Smith, quarterback Troy Aikman, fullback Daryl Johnston, wide receiver Michael Irvin and cornerback Deion Sanders.

Shortly after the turn of the century, Jones began spearheading the club's new stadium efforts, overseeing every element of the development and construction of the venue while also working closely with local government, community and business leaders. He was directly responsible for the club's successful referendum campaign in the fall of 2004 that saw the City of Arlington agree to join forces with the Cowboys in building a new state-of-the-art stadium.

Opened to the public in May of 2009, the stadium's dramatic first season of operation resulted in the venue being named the Sports Facility of the Year by the *Sports Business Journal* in May of 2010.

The 100,000-plus seat stadium established the attendance record for an NFL regular season game as 105,121 witnessed the September 20, 2009 home opener, while the 108,713 who attended the NBA All-Star Game on February 14, 2010 became the largest crowd to witness a game in the history of the sport.

In just over nine years of operation, more than 11 million fans have attended events that included high school and collegiate football, major college basketball, international soccer, professional bull riding, Supercross, world championship boxing and concerts that featured world renowned recording artists. More than three million other visitors passed through the twelve-story high doors of the stadium for daily public tours of the venue.

With its architectural versatility and cutting edge media capabilities, AT&T Stadium has become a visible beacon that has established North Texas as a major focal point on the sports and entertainment canvas of North America.

The brilliant home of the Cowboys has become a powerful catalyst in attracting a wide range of national and international events that will define the future of the region for generations to come. The stadium has already played host to Super Bowl XLV (February of 2011), the NCAA Final Four in men's basketball (April of 2014) and the inaugural College Football Playoff Championship Game (January of 2015). Other top flight sporting events for the future include, the annual Goodyear Cotton Bowl, the Texas A&M-Arkansas football Southwest Classic and the annual AdvoCare Classic collegiate football series just to name a few.

In the summer of 2013, Jones was the organization's point person in the negotiations that established the multi-year naming rights agreement for the Cowboys home in Arlington with AT&T.

Shortly after the new name for AT&T Stadium was announced, Jones took on the responsibilities of spearheading a partnership with the City of Frisco (TX) and the Frisco Independent School District to develop a new

home for the Cowboys World Headquarters in Frisco. The Star in Frisco opened its doors for operation in the summer of 2016. Located in a rapidly growing community of more than 150,000 residents, The Star is a partnership with the City of Frisco and Frisco ISD that places a strong focus on inspiring a strong future for high school football, youth sports and the next generation of players and fans by uniquely engaging them at the place where the Dallas Cowboys live, work and practice.

The Star is the only NFL training facility in the U.S. that is shared with a public high school athletic program. All 10 Frisco ISD high schools play home games within Ford Center at The Star, a state-of-the-art, 510,000-square-foot indoor athletic facility. With a capacity of 12,000 seats, Ford Center hosts a variety of events in addition to football games, such as concerts, collegiate basketball, boxing and professional lacrosse, to name a few.

The Star includes a 91-acre mixed-use development located on the Dallas Tollway. In addition to the team's headquarters, the project will be a destination featuring shopping, dining, nightlife, athletic, fitness, event and hotel options.

Prior to focusing much of his energy on the innovative projects in Arlington and Frisco, Jones' stewardship of historic Texas Stadium in Irving left behind a legacy of facility management that maximized the use and visibility of the venue into a year-round destination for sporting, entertainment, community and corporate events on an unprecedented level.

Jones has enjoyed a life-long association with the game of football. A four-year letterman as a linebacker and special teams standout at the University of Arkansas, Jones was a starter for the Razorbacks in the Orange Bowl Classic Game that followed the 1986 season. Prior to attending the University of Arkansas, Jones was an all-state quarterback and a three-year starter at Catholic High School in Little Rock, Arkansas. In February of 2015, Jones was inducted into the Arkansas Sports Hall of Fame, where he joined his father who was a 1999 inductee.

In 2016 Jones was awarded the Junior Achievement Legacy Award which goes to a person whose leadership supports academic excellence in Arkansas. Jones followed that honor up in 2017, being named the 2017 Arkansan of the Year by Easterseals Arkansas.

He earned his degree in chemical engineering from Arkansas in 1998, and immediately went to work in the oil and gas business for JMC Exploration as an engineer. In 2013 he was inducted as a member of the Arkansas Academy of Chemical Engineers.

On Feb. 25, 1989, Jerry Jones purchased the Dallas Cowboys and installed Stephen into a key front office position as one-of-three vice presidents with the club.

Jones is a past president of the Dallas Chapter of the Young Presidents' Organization. He serves on the board of directors for Complexity Gaming as well as the Cotton Bowl Athletic Association. He also serves on the board for the Dallas Citizens Council and the Baylor Health Care System Foundation. He is a former member of the NFL's Business Ventures Committee, and he is also a member of the board of directors for Legends Hospitality - the joint stadium catering venture involving the Dallas Cowboys and the New York Yankees organizations that Jones was instrumental in creating. In the spring of 2015, Jones was inducted into the Arkansas Sports Hall of Fame.

Jones was born in Fayetteville, Arkansas and raised in Little Rock. He is married to the former Karen Hickman of El Dorado, Arkansas, and the couple has three daughters and a son: Jessica, Jordan, Caroline and John Stephen.

CHARLOTTE JONES ANDERSON

Executive Vice President Chief Brand Officer



Charlotte Jones Anderson, Dallas Cowboys Executive Vice President and Chief Brand Officer, oversees all business operations and strategies and applications surrounding the team's brand as it is presented to fans worldwide.

Working in the executive office since 1989, Anderson's experience has propelled her forward as one of the most innovative and versatile executives among women in professional sports and executives as a whole.

Anderson's vision and direction leads the Cowboys in brand marketing, fan engagement, stadium design, entertainment, licensed apparel, cause marketing and community relations. Recently, Anderson played an instrumental role in the design and development of The Star in Frisco - the new Dallas Cowboys World Headquarters, training facility and event center located in Frisco, Texas that opened in the summer of 2016. The 91-acre mixed-use development serves as the team's headquarters and a destination for shopping, dining, nightlife, athletic fitness, event and hotel options.

She played a prominent role in shaping the design, décor, sponsor integration and overall presentation of AT&T Stadium, the renowned state-of-the-art venue that opened in Arlington, Texas in 2009. Under Anderson's guidance, the venue has played host to some of the highest profile sports and entertainment events in the world - among those are Super Bowl XLV, the 2010 NBA All Star Game, the 2014 NCAA Men's Final Four, the annual Cotton Bowl Classic and the first-ever College Football Championship game in 2015. Most recently AT&T Stadium hosted the Academy of Country Music Awards, breaking ratings and attendance records, and WrestleMania 32 which broke WWE's all-time attendance record.

The stadium's signature element is one of the most prominent public art collections, the Dallas Cowboys Art Collection at AT&T Stadium and The Star in Frisco. Consisting of 86 works of contemporary art from an international array of curated artists, the collection is displayed on the walls and in the grand public spaces of the stadium and the world headquarters at The Star. In 2013 Anderson and her mother, Gene Jones, were the recipients of the Texas Medal of Arts - Arts Patrons Award, presented by the Texas Cultural Trust.

In 2012 Anderson was named Chairman of the NFL Foundation where she is responsible for spearheading the NFL efforts in youth football participation, health and safety, and community outreach. She is the first woman to serve in this position, and is the first female executive in history to lead a major professional sports league charitable foundation. In 2014 she was appointed to the first NFL Conduct Committee, which endorses and enhances the new personal conduct policy for all NFL players and employees. Additionally, Anderson is

the President of the Dallas Cowboys Cheerleaders and is responsible for supervising what is considered to be the most prominent organization of its kind in the world.

In the philanthropy space, Anderson served as the Chairman of The Salvation Army's National Advisory Board from 2010-2014 and was the first woman to serve in that role. In 1997 she introduced a groundbreaking approach to fundraising on the worldwide stage by harnessing a Thanksgiving Day national television audience during the Cowboys halftime as the kick off to The Salvation Army's National Red Kettle Campaign. Anderson set the wheels in motion, helping the Army raise over two billion dollars and touch lives across the globe by combining the Dallas Cowboys and popular musical entertainers featured on network television during one of the most watched NFL games.

Since that initial halftime presentation which featured the musical talents of Reba McEntire, other major entertainers have joined the halftime show performances such as Randy Travis, Clint Black, Toby Keith, Destiny's Child, Sheryl Crow, Carrie Underwood, Kelly Clarkson, the Jonas Brothers, Keith Urban, Enrique Iglesias with Pitbull, Kenny Chesney, Selena Gomez, Pitbull with NeYo, Luke Bryan, Eric Church and Thomas Rhett have performed in the halftime show.

In March 2017, Anderson was inducted into the Arkansas Sports Hall of Fame for Football Administration. Anderson's spirit of involvement in the local community extends far beyond the realm of professional football. Since coming to the Dallas-Ft. Worth area in 1989 she has been actively involved with leadership roles in a wide range of organizations that include: The Boys and Girls Clubs of America, Southwestern Medical Foundation, the President's Advisory Council for The Dallas Center for Performing Arts Foundation, TACA Board of Governors, The Salvation Army, The Rise School, Shelton School, Make-A-Wish North Texas Presidents Council, Dallas Symphony and the Super Bowl XLV Host Committee. She chaired the 2014 North Texas Final Four Host Committee, responsible for hosting and organizing the record setting men's basketball championship at AT&T Stadium. Additionally, Anderson is a member of the Board of Directors of Hilltop Corporation, and serves as President of the Gene and Jerry Jones Family Foundation and the Gene and Jerry Jones Family Arlington Youth Foundation.

A native of Little Rock, Arkansas, Charlotte Jones Anderson travels across the country speaking on philanthropic initiatives and brand innovation. She is a 1988 graduate of Stanford University where she earned a B.S. degree in human biology. A current resident of Dallas, she is married to Shy Anderson, and has three children: daughter Haley and sons Shy and Paxton.

JERRY JONES, JR.

Executive Vice President Chief Sales and Marketing Officer



As Executive Vice President and Chief Sales and Marketing Officer, Jerry Jones, Jr. is a key member of the Dallas Cowboys front office, overseeing the club's entire sales and marketing efforts. Jones was instrumental in the design and planning of AT&T Stadium, viewed as one of the world's truly unique sports and entertainment venues, as well as the team's new state-of-the-art training complex - The Star - which opened in Frisco in 2016.

Jones played an integral role in the development of the Dallas Cowboys World Headquarters located at The Star in Frisco, Texas. His desire to make the Cowboys practice facility about health and wellness, sports nutrition and sports medicine led to the building of the Baylor Scott and White Sports Therapy and Research Center. This 300,000-square-foot campus for sports medicine and sports performance opened its doors in June 2018. In keeping with his desire to create a destination for health and wellness, Jones was instrumental in building Cowboys Fit, a three-story 65,000-square-foot premier health and fitness center where members exercise and train to a Cowboy-centric workout routine. In addition, he was instrumental in creating Cowboys Club, a first of its kind private membership club complete with private restaurant overlooking the practice fields.

In his current role, Jones is the guiding force behind all of the club's sales and marketing efforts, both those directed at the team's loyal fans as well as its corporate partners. With the Cowboys unique vertical structure, Jones leads a team that is not only responsible for the sales and marketing of the club, but also its vast merchandising business as well as all digital and broadcast media. Jones currently serves on the League Digital Media Committee.

From 2007 to 2008 Jones guided the transition of 65,000 season ticket holders as well as over 300 suite owners from Texas Stadium to the club's new home that opened in 2009. With a stadium capable of holding up to 100,000 fans, with eight club areas and 3.0-million-square feet of space, this monumental effort required the expansion of the club's sales team to over 60 employees dedicated to personalized customer service. At the same time, Jones has also been deeply involved in the extension and expansion of the club's already sizable corporate sponsorship base. In recent years, Jones has directed the extension of long-term agreements with numerous valued partners like Miller Brewing, Ford, Bank of America, Pepsi and Dr Pepper as well as the expansion of the AT&T partnership to include stadium naming rights.

In both 2008 and 2009 these efforts were recognized by the *Sports Business Journal* when Jones was named to their "40 Under 40" list of executives under the age of 40 who are making the greatest contribution to their organization and the world of sports and entertainment.

On the broadcast front, Jones oversaw the 2006 move to bring the club's radio broadcast in-house. The move added English radio to the club's stable of English and Spanish television programming as well as the Spanish radio broadcast. Dallas Cowboys

Broadcast Department now originates over 40 hours a week of original television, radio and internet programming aired across the Dallas Cowboys Broadcasting Network in five states. Through his work, Jones has helped foster the NFL's largest team-operated media broadcast network.

Jones has established a growing reputation at the league level as it relates to sales and marketing. In the past, he has served on the NFL's Marketing Executives Committee as well as the Internet Working Group Committee.

In 2001, to help further the Dallas Cowboys marketing and brand image initiatives, Jones became the CEO of Dallas Cowboys Merchandising, Ltd. (DCM), a company formed in 1996 to design, manufacture and distribute Dallas Cowboys merchandise throughout the world. To date, the Cowboys are still the only major league sports team to form such an entity, enabling their fans to have the unique opportunity to enjoy the authenticity of team merchandise and memorabilia, straight from the source. DCM and the Dallas Cowboys continue to thrive as one of the top teams in NFL sales over the past 20 years, and under Jones' leadership, DCM and its subsidiaries have added exclusive, long-term partnerships, including the University of Southern California, University of Texas and IndyCar.

Today DCM has 30 retail locations throughout Texas and New Mexico, including the 15,000-square-foot Pro Shop in AT&T Stadium. In 2010 DCM moved into a 400,000-square-foot manufacturing and distribution headquarters near DFW Airport, with retail, design and sales located at The Star. In 2014 Jones helped the launch of Fans United, a premier licensed sports retailer. Fans United now has store locations across Texas in Dallas, Fort Worth, Frisco, Southlake, Cedar Hill and San Antonio.

Jones took over as the club's Chief Marketing Officer in 2001 after first joining the club in 1996 as Vice President and General Counsel. He spent his early years negotiating rookie contracts, local radio and television broadcast rights fees and sponsorship agreements. He was also instrumental in launching the Dallas Cowboys official website, which continues to be at the forefront of internet technology and has become one of the NFL's most comprehensive and innovative team pages. In 2003, the site won the NFL's award for best overall team website, and in 2006, the site won the NFL's award for best content. With Jones' leadership, dallascowboys.com has had higher unique visitors, page views-per-month, and time spent on site every year since the league began tracking team sites. Additionally, they boast the largest social media community in the NFL and a lead of more than one million in Facebook likes over the next closest team.

Jones, born Sept. 27, 1969, earned his law degree from Southern Methodist University in 1995. He completed his undergraduate coursework at Georgetown University, where he majored in political science and graduated with a BA in 1992. Jones and his wife, Lori, reside in Dallas, Texas with their children James and Mary Chambers.

JASON GARRETT

Head Coach

Princeton

Head Coach: 8th Year • NFL: 14th Year • Cowboys 12th Year



Jason Garrett was named the eighth head coach in Dallas Cowboys history on January 5, 2011. Garrett, who played for or worked alongside five of his predecessors, became the first former Dallas Cowboys player to become the team's head coach. In seven and a half years as head coach, Garrett owns a 68-55 overall record, including playoffs.

Having literally grown up around successful head coaches in the NFL and in the Dallas Cowboys family, Garrett was a member of three Super Bowl winning teams in the 1990s during his seven seasons as a Cowboys quarterback. His father, Jim, was a personnel scout for the team for 21 years and served under every Super Bowl winning head coach and ownership regime in franchise history.

As a player in Dallas, Garrett learned under championship coaches Jimmy Johnson and Barry Switzer, while serving as a backup to Troy Aikman in offenses directed by Norv Turner and Ernie Zampese. He went on to play for the New York Giants, who reached Super Bowl XXXV, while playing for offensive coordinator Sean Payton. Garrett finished his playing days while studying under Jon Gruden in Tampa Bay and started his coaching career with the Miami Dolphins, where he worked under six-time collegiate national championship head coach, Nick Saban.

Garrett was elevated to the Cowboys top job after taking over as the team's interim head coach at the midpoint of the 2010 season. He went on to guide a Dallas team that had started the season with a 1-7 record to a 5-3 mark down the stretch. In the season's second half, three of the Cowboys five victories were against teams that posted 10 regular season wins, while the three Dallas defeats were decided by a combined total of seven points.

Coming off a division title and playoff berth in 2016, the Cowboys entered 2017 with high hopes and expectations, ultimately finishing just short of the playoffs with a 9-7 record. It was the first time Dallas recorded back-to-back winning seasons since 2008-09, and the franchise recorded its 500th regular season victory, doing so in the second-fewest games in NFL history. Dak Prescott endured some growing pains in his second season, but the offense still finished second in the league in rushing - despite Ezekiel Elliott missing six games - and fifth in the league in third down efficiency. The Cowboys accumulated 2,170 rushing yards on the season, marking back-to-back 2,000-yard seasons for the first time since 1988-99, and tying the second-longest streak in team history. Jason Witten became the franchise's all-time receiving yards leader (12,431) on his way to his 11th Pro Bowl. Dez Bryant also broke Bob Hayes' team record for career touchdown catches, finishing the season with 73 career touchdown grabs. On defense, DeMarcus Lawrence made his first Pro Bowl after recording a career-best 14.5 sacks and tying Charles Haley's team record with 52 pressures. Tyrion Smith (fifth), Zack Martin (fourth) and Travis Frederick (fourth) all received Pro Bowl honors for the fourth consecutive season.

With injuries to the club's top-two quarterbacks, Tony Romo and Kellen Moore, Dallas entered the sea-

son with 2016 fourth round draft choice Prescott at the helm of the offense. After losing the season opener, the club rang off a franchise-record 11 consecutive wins. Under Garrett's tutelage, Prescott claimed numerous club and league rookie passing records, while becoming the first club rookie quarterback to earn a Pro Bowl selection and AP Offensive Rookie of the Year honors. Playing a part in the rookie signal caller's success was another rookie, Dallas' first round pick Elliott, who became the fifth rookie since the NFL merger to win the NFL's rushing title with 1,631 yards. Elliott's season made him the fourth rookie running back in franchise history to be named to the Pro Bowl, and only the fourth rookie - second running back - to be named All-Pro in team history. The work of the offense, along with improvement on defense, allowed the Cowboys to finish with a club-best tying 13-3 record, an NFC East Division title and the No. 1 seed in the NFC. For his work, Garrett was named NFL Coach of the Year. In addition to the two rookies, T. Smith, Frederick and Martin earned a Pro Bowl nod, along with Dez Bryant and linebacker Sean Lee - both as injury replacements.

The 2015 season was a challenge as injuries sidelined two of Dallas' top playmakers - Romo and Bryant - for a majority of the season and the club finished with a 4-12 record. Romo (collarbone) started four games, landing on Reserve/Injured and Bryant (foot) was slowed through a majority of his nine starts, also finishing on IR. Garrett saw four different players start at quarterback for the club for only the second time in team history. Veterans Brandon Weeden (three) and Matt Cassel (seven) started the majority of games while Moore made the first two starts of his career. The running game saw a burst through the second half of the season as Darren McFadden posted his second career 1,000-yard season (1,089) to mark the first time in club history two different running backs each rushed for 1,000 yards in consecutive seasons. Dallas still sent five players to the Pro Bowl - T. Smith (third), Frederick (second), Martin (second), Dan Bailey (first) and Lee (first).

Garrett guided the 2014 squad to an NFL-best tying 12-4 record, the club's 22nd Division title - 18th NFC East title - 31st postseason appearance and 34th playoff win. Along the way, the team had three players lead the league and establish single-season club records as DeMarco Murray rushed for 1,845 yards en route to Offensive Player of the Year honors, Bryant caught 16 touchdown passes and Romo completed 69.9% of his passes and had a 113.2 quarterback rating. The Dallas offense as a whole was second in the league in rushing yards (2,354); its highest finish since placing second in 2008. The offense totaled 6,138 yards - second in franchise history. The club also had eight players selected to the Pro Bowl, including three first timers (Frederick, Louis-Philippe Ladouceur and Martin). Perennial Pro Bowler Witten earned his 10th trip, Romo made his fourth and Bryant, Murray and T. Smith each made their second. Martin, the club's first round pick in 2014, became the first rookie in club history to start every game at right guard. He was also the only offensive rookie in the NFL in 2014 to make

the Pro Bowl, the first rookie offensive lineman in team history to make the game and was named to the AP All-Pro team - the only rookie in the NFL in 2014 and third rookie in club history. Following the season, Garrett was rewarded for the team's accomplishments with a five-year contract extension.

In 2013 Garrett guided the Cowboys to an 8-8 record and had his club in position to play for the NFC East title in the last game of the regular season for the third straight year. Five of the team's eight losses came by a combined total of eight points as the Cowboys finished in second place in the NFC East. Five Dallas players earned Pro Bowl trips, including four first-time selections: Bryant, Murray, T. Smith and Jason Hatcher. The fifth Pro Bowler, Witten, earned his ninth Pro Bowl selection after moving into second place among tight ends on the NFL's all-time reception list with 879 career catches. Bryant accounted for 13 touchdown catches - tied for third on the Cowboys single-season scoring reception list. Murray's 1,121 rushing yards enabled him to become the team's first 1,000-yard rusher since 2006. Romo threw 31 touchdowns with only 10 interceptions.

In Garrett's second full year of guiding the Cowboys (2012), the team produced the club's third-best all-time net yardage figure to date by racking up 5,994 yards. Additionally, Romo threw for a club-record 4,903 gross yards as part of an offense that posted a club-best 4,729 net passing yards. Romo also set club marks for attempts (648) and completions (425), becoming the eighth different NFL quarterback to go to at least 400-of-600 in a season. Also benefiting from Dallas' offensive output was Bryant, who finished the season with a team-leading and career-best 1,382 yards - fourth in team history - and 12 touchdowns - tied for fifth. Witten racked up a league tight end record 110 catches (second in team history) and his fourth career 1,000-yard season (1,039).

In his first full year as head coach, Garrett's 2011 team finished 8-8 as the offense amassed 6,008 yards - then second in franchise history. Romo posted a then career-best 102.5 quarterback rating, third in the NFC, fourth in the NFL and second in team history. He eclipsed the 4,000-yard mark for the third time in his career and the third time in team history with 4,184 (third in club history). Witten led the team in receptions (79) - for the fifth straight season and sixth overall - and receiving yards (942) while finishing fourth with five touchdown receptions. In his second season, Bryant finished second on the team in catches (63), receiving yards (928) and touchdowns (nine). Rookie running back Murray provided a mid-season spark as he set a club rushing record with 253 yards against St. Louis (10/23). Rookie T. Smith emerged as a solid building block for the long term after starting all 16 games at right tackle and earning All-Rookie honors.

Although the 2010 club faced its share of challenges, the offense continued to put up big numbers, amassing 5,828 total yards for what was seventh in franchise history. Dallas also topped 4,000 passing yards for the third time in four years 4,042 - third in club history. Romo started the season running the offense, but a fractured left clavicle suffered against the N.Y. Giants (10/25) led the way for Jon Kitna to take over. Witten finished with 1,002 receiving yards and nine touchdowns. His 1,002 yards marked his third career 1,000-yard season and his second consecutive, while his nine touchdowns tied a team tight end record. Miles Austin notched his second straight 1,000-yard season (1,041) to give the Cowboys their fifth instance of two pass catchers topping 1,000 yards. The club sent three offensive players to the Pro Bowl: Austin (second straight), Andre Gurode (fifth consecutive) and Witten (seventh straight).

En route to winning the 2009 NFC Eastern Division title, Dallas established club records for total offensive yards (6,390), net passing yards (4,287) and pass completions (347). Dallas ranked second in the NFL in yards-per-game (399.4), sixth in passing (267.9) and

seventh in rushing (131.4). Romo broke his previous season records for completions (347) and passing yards (4,483), while Austin (1,320 receiving yards) and Witten (1,030) became just the fourth pair of Cowboys pass catchers to gain more than 1,000 yards in a season in team annals. On the ground, Felix Jones eclipsed a 47-year old record for rushing average with a season average of 5.9. Five offensive players made trips to the Pro Bowl in South Florida: Witten, Leonard Davis, Gurode, Romo and Austin.

In 2008 Dallas finished the season ninth in the league in passing offense (236.8 yards-per-game), and the team's total of 3,789 net yards passing was fifth in club history since the 16-game NFL season was implemented (1978). Following the season, offensive linemen Davis, Gurode and Flozell Adams were selected to represent the Cowboys in the Pro Bowl along with Witten.

Following the 2007 season in which the Cowboys won the NFC East with a team-record tying 13 victories, Wade Phillips added to Garrett's responsibilities by naming him the club's assistant head coach on Jan. 17, 2008, and Garrett was named *Pro Football Weekly's* NFL's Assistant Coach of the Year in March of 2008.

Dallas finished the 2007 season second in the NFL in scoring (first in the NFC) with an average of 28.4 points-per-game. The 455 points scored marked the second-highest figure to date in club history behind the 1983 squad (479 points).

With a 16-game average of 365.7 yards-per-game, the Cowboys were third in the NFL (second in the NFC) in total offense. Dallas closed the 2007 season fourth in the NFL (third in the NFC) in passing with an average of 256.6 yards-per-game. The 5,851 yards in total offense by Dallas in 2007 was fifth in team history at the time. The Cowboys established a club record with 217 passing first downs in 2007, while also leading the NFL in average yards gained on first downs (6.24). In his first full season as an NFL starter, Romo finished the campaign as the NFC's top rated passer (97.4), marking the third-highest single season passer rating in club history. With 36 touchdown passes in 2007, Romo established a Cowboys record for single season scoring tosses - eclipsing the mark of 29 set by Danny White in 1983. Romo also set what were then club marks for completions (335) and passing yards (4,211). Terrell Owens closed the year second in the NFC in receiving yardage with 1,355 (fifth in the NFL), and he led the NFC in touchdown catches (third in the NFL) with a then club-record 15. Witten was second among NFL tight ends (first in the NFC) in receptions (96) and yardage (1,145). Both were club tight end records. The one-two punch of Marion Barber and Julius Jones combined for 1,563 yards on the ground and a combined average of 97.7 yards-per-game.

After taking over the offensive coordinator responsibilities under Phillips in 2007, the Dallas offense reached high levels of productivity in several categories. Inclusively from the start of the 2007 season, the club has averaged 362.9 total yards-per-outing (sixth in the NFL) and 24.3 points-per-game (sixth). Since his arrival in 2007, not only has the team set single-season records in numerous offensive categories, but the club's cumulative numbers for total net yards (63,878), gross passing yards (45,450) and total points (4,273) are among the best totals over a 11-year span in the history of the organization. Under Garrett's tutelage, 15 different offensive players have earned 45 total trips to the Pro Bowl.

Garrett returned to Dallas in 2007 as the offensive coordinator after spending the previous two seasons tutoring the Miami Dolphins quarterbacks. Garrett, who was a backup quarterback to Alkan in Dallas from 1993 to 1999, rejoined the Cowboys with a great understanding of the championship heritage of the organization. As a player in Dallas, he was a member of teams that won six division titles and three Super Bowl championships.

Garrett entered the coaching profession in February of 2005 as the quarterbacks coach for Nick Saban's first Miami Dolphins club. While in Miami, Garrett handled the challenge of having to work with five different starting quarterbacks over the course of 32 regular

season games. In 2005 Miami quarterbacks threw 22 touchdowns with just 16 interceptions. In 2006 Garrett managed three starting quarterbacks for an offensive unit that produced four pass receivers who each had at least 55 receptions for the first time in team history.

As a player, Garrett worked under highly successful offensive coordinators Turner and Zampese in Dallas while providing sideline assistance to Aikman for the majority of his Hall of Fame career. After moving to New York in 2000, he helped guide starter Kerry Collins and the Giants to an NFC Championship and a Super Bowl berth while working along side Saints head coach Sean Payton, who was the team's offensive coordinator. Garrett gained valuable experience in absorbing Jon Gruden's offense during a stint with Tampa Bay in the closing months of his playing career in 2004.

In his seven years as a player in Dallas, Garrett started nine of the 23 games in which he played. A key reserve player on three Super Bowl teams, he is best remembered for his Thanksgiving Day heroics in 1994. As the Cowboys third quarterback on the depth chart, he made his second career start against Green Bay after Aikman and backup quarterback Rodney Peete were felled with injuries in previous weeks. Garrett led Dallas to a thrilling 42-31 come-from-behind victory in which he directed the Cowboys to a club-record 36 second half points with six consecutive second half scoring drives. He finished the day with 311 yards on 15 completions with two touchdown tosses and was named the NFC's Offensive Player of the Week. He went on to start five games in 1998 and two games in 1999 to finish his days in Dallas with a 6-3 record as a starting quarterback.

Garrett served as the primary backup to Collins during the New York Giants run to the Super Bowl in 2000, and played the entire fourth quarter of the NFC Championship Game that year. He spent the next three seasons with the Giants (2000-03).

He concluded his career by splitting the 2004 season with Tampa Bay and Miami. Overall in his 12 NFL seasons, Garrett started nine of the 40 regular season games in which he played and completed 165-of-294 passes for 2,042 yards with 11 touchdowns and five interceptions.

As a senior at Princeton University in 1988, Garrett was named the Ivy League's Player of the Year and honorable mention All-American. He earned his degree in history in 1989, and moved on to the NFL as an undrafted rookie free agent with the New Orleans Saints developmental squad. After being released prior to the 1990 season, he spent the fall of 1990 as an assistant coach at Princeton. In 1991 Garrett moved on to play in the World League and the Canadian Football League before joining the Cowboys practice squad in 1992.

Garrett, who prepped at University School in Chagrin Falls, Ohio, followed in his family footsteps in 2005. His father, Jim, spent more than 30 years in the NFL as a coach and scout. His brother, John, is now the head coach at Lafayette (Pa.) College. Another brother, Judd, was a practice squad player for the 1993 Cowboys Super Bowl Championship club and is now with the Cowboys as the director of advance scouting and special projects.

Jason and his wife Brill founded their charitable foundation, Jason Garrett Starfish Charities, in 1997 with the goal of enriching the lives of young people. The principle activity of the foundation is a one-day football camp and leadership forum for high school athletes, which is held each summer at Princeton University in conjunction with the AthLife Foundation. In 2012 Garrett and the Cowboys organization introduced a similar annual one day football camp - Dallas Cowboys U - at the team's home training complex. The camp offers life skills sessions along with the opportunity for the high school players to be coached by the Dallas Cowboys players. In 2016 the foundation introduced the Make A Difference Challenge, offering college scholarships to the student athletes with the winning policy proposals on how they could make a difference in their communities. In 2017 the foundation began a book club for a local elementary school to inspire a passion for reading. Each student is provided a copy of the book and incentives for their participation in reading and in the classroom curriculum.

Born on March 28, 1966, Garrett resides in Dallas with his wife, Brill.

Jason Garrett – Born March 28, 1966, Abington, Pa. Quarterback Princeton 1987-88. Pro: Quarterback San Antonio Riders (World League) 1991, Ottawa RoughRiders (CFL) 1991, Dallas Cowboys 1993-99, New York Giants 2000-03, Tampa Bay Buccaneers, Miami Dolphins 2004. College coach: Princeton 1990. Pro coach: Miami Dolphins 2005-06, Dallas Cowboys 2007-17 (head coach 2011-17).

GARRETT'S HEAD COACHING RECORD AND COACHING EXPERIENCE

REGULAR SEASON TOTALS					
Year	Team	W	L	T	Pct.
2010	Dallas	5	3	0	.625
2011	Dallas	8	8	0	.500
2012	Dallas	8	8	0	.500
2013	Dallas	8	8	0	.500
2014	Dallas	12	4	0	.750
2015	Dallas	4	12	0	.250
2016	Dallas	13	3	0	.889
2017	Dallas	9	7	0	.563
Totals		67	53	0	.558
POSTSEASON TOTALS					
Year	Team	W	L	Pct.	Result
2014	Dallas	1	1	.500	Interim
2016	Dallas	0	1	.000	3rd NFC East
Totals		1	2	.333	3rd NFC East
Year	Position/Team				
2005-06	Quarterbacks, Miami Dolphins				
2007	Offensive Coordinator, Dallas Cowboys				
2008-10	Assistant Head Coach/Offensive Coordinator, Dallas Cowboys				
2010	Interim Head Coach, Dallas Cowboys - final eight games				
2011-17	Head Coach, Dallas Cowboys				

PAUL ALEXANDER

Offensive Line

SUNY-Cortland

NFL: 27th Year • Cowboys 1st Year



Paul Alexander was hired to take over the Dallas Cowboys' vaunted offensive line in 2018. He comes to the Cowboys with 26 years of coaching experience in the NFL, including previously overseeing the Cincinnati Bengals' offensive line for the last 24 seasons.

During his time with the Bengals (1994-2017), Alexander served as the club's offensive line coach and was also the team's assistant head coach, having added that designation in 2003 when Marvin Lewis took over as head coach. Overall, Alexander recorded 24 seasons with Cincinnati after opening his tenure in 1994 with one season as tight ends coach, for the second-longest coaching tenure in Bengals history behind only Jim Anderson, who logged 29 seasons (1984-2012) as running backs coach.

Over the past 11 seasons (2006-17) under Alexander, the Bengals ranked first in the NFL in offensive line pass protection efficiency, as tracked by Pro Football Focus, and ranked in the NFL's top-10 in fewest sacks allowed in five of his last eight seasons with the team. His troops led the team to a franchise record for fewest sacks allowed in 2005, with 21.0, and that mark was bettered in 2007, at 17.0. In 2015 Cincinnati finished the season tied for eighth in fewest sacks allowed (32.0), and the line backed Andy Dalton for a Bengals-record 106.3 season passer rating, first in the AFC and second in the NFL.

Under Alexander's tutelage, Willie Anderson had four Pro Bowl selections while Andrew Whitworth earned three Pro Bowl nods.

Alexander's lines supported a 1,000-yard individual rushing season 14 times. The most recent was Jeremy Hill in 2014, gaining 1,124 yards (with a 5.1

yard-per-carry average). Other Bengals backs to post 1,000-yard years behind an Alexander line have been Corey Dillon (six times), Rudi Johnson (three times), Cedric Benson (three times) and BenJarvus Green-Ellis (once). The top six individual rushing seasons in Bengals history have occurred during Alexander's tenure, including a record 1,458 by Johnson in 2005 and 1,454 by Johnson in 2004.

Additionally, from 2014-16, Alexander's lines created the holes for Jeremy Hill to tie for the NFL lead in rushing touchdowns (29).

On Oct. 22, 2000, Alexander's line shared the glory of a 278-yard rushing game by Corey Dillon against Denver. It was an NFL record at the time, and it still stands fourth in league annals entering the 2018 season. The Bengals' 407 total rushing yards in that game ranks as the fifth-highest single-game total in NFL history, and as the most rushing yards in 67 years.

Alexander began his NFL coaching career as tight ends coach of the N.Y. Jets (1992-93) under head coach Bruce Coslet.

In the college ranks, he coached under Joe Paterno at Penn State (1983-84) and Bo Schembechler at Michigan (1985-86). He also had a stint as an assistant coach at Central Michigan (1987-91).

Alexander is a native of Rochester, N.Y., where he attended Cardinal Mooney High School. He played football and was an Academic All-American at Cortland State (N.Y.), and he holds a master's degree in exercise physiology from Penn State. In 2012 he was inducted into the Cortland State Athletic Hall of Fame.

Paul and his wife, Kathy, have three daughters - Mary Beth, Carolyn and Emily.

Paul Alexander – Born February 12, 1960, Rochester, N.Y. Offensive tackle SUNY-Cortland 1979-1981. No pro playing experience. College coach: Penn State 1983-84, Michigan 1985-86, Central Michigan 1987-91. Pro coach: New York Jets 1992-93, Cincinnati Bengals 1994-17. Joined the Dallas Cowboys in 2018.

KEN AMATO

Defensive Assistant

Montana State

NFL: 1st Year • Cowboys: 1st Year



Ken Amato will begin his professional coaching career in 2018 with the Dallas Cowboys as a defensive assistant after spending the 2017 season as an intern in the coaching department, working mainly with the special teams unit.

Amato enjoyed a nine-year NFL career with the Tennessee Titans, serving as a long snapper, while also seeing situational time as a linebacker. He played in 125 career games and logged 46 special teams tackles and seven defensive stops. He initially signed with

Carolina as a rookie free agent in 2002, four years after playing his final collegiate game. He was waived at the end of camp. He returned to Carolina for the 2003 off-season before his release and signing with Tennessee.

Amato finished his collegiate career at Montana State, playing in 22 games with nine starts in two years. He was a linebacker - collecting 41 tackles, three sacks and a fumble recovery as a senior - while also serving as the long snapper.

His collegiate career began at Moorpark, Calif., Junior College where he earned All-State and All-Conference honors as a sophomore.

Amato earned his degree in justice studies from Montana State in 2000 while assisting the school's coaching staff.

Amato, born in Puerto Rico, and his wife, Sandi, have a daughter, Jazlyn.

Ken Amato – Born May 18, 1977, Miami, Fla. Linebacker/long snapper Moorpark J.C. 1995-96, Montana State 1997-98. Pro: Linebacker/long snapper Tennessee Titans 2003-11. Pro coach: Joined the Dallas Cowboys in 2018.

BRETT BECH (BESH)

Assistant Strength and Conditioning

Louisiana State

NFL: 9th Year • Cowboys: 8th Year



Brett Bech joined the Dallas Cowboys as an assistant strength and conditioning coach in 2011. He is in his second stint as a strength coach in the NFL after spending one season (2006) with the N.Y. Jets in a similar capacity. He is no stranger to Director of Strength and Conditioning Mike Woicik's philosophy as Woicik ran the strength program in New Orleans for three of Bech's four seasons as a wide receiver.

Bech has helped Woicik implement a strength program that has shown great stamina and endurance as the offense's 30 drives of five-or-more minutes tied for the most in the NFL in 2017, while Dallas had 23 players play in all 16 games.

Before landing in Dallas, Bech spent two and a half years training collegiate athletes for the NFL Combine at Athletes' Performance in Gulf Breeze, Fla. Prior to that, he was the Jacksonville Jaguars offseason speed consultant for two years (2007-08). He was an assistant

strength and conditioning coach for the N.Y. Jets in 2006 after he spent 2005 as their offseason speed consultant.

Bech had a pro football career that spanned nine years. He was an undrafted free agent for the Jacksonville Jaguars in 1996 before joining the Saints practice squad later that same season. He spent three more years at receiver for New Orleans (1997-99) where he caught 21 passes for 379 yards and four touchdowns. He spent one year with the XFL's Las Vegas Outlaws (2000) then three seasons (2002-04) in the Arena Football League for the Indiana Firebirds.

Bech was a three-year letterman at LSU (1992-94) and led the Tigers in receiving in 1993 and 1994. He was the team's offensive MVP and captain as a senior.

Bech has his Certified Strength and Conditioning Specialist and USA Weightlifting Level 1 certificates.

He, and his wife, Cheri, have four daughters, Cora, Olivia, Shilah and Priscilla.

Brett Bech – Born August 20, 1971, Slidell, La. Wide receiver Louisiana State 1991-94. Pro: Wide receiver New Orleans Saints 1996-99, Las Vegas Outlaws (XFL) 2000, Indiana Firebirds (AFL) 2002-04. Pro coach: New York Jets 2006, Dallas Cowboys 2011-17.

BEN BLOOM

Linebackers

Tufts

NFL: 9th Year • Cowboys: 8th Year



The Dallas Cowboys hired Ben Bloom during the 2011 offseason to serve as the club's defensive quality control coach and assist linebackers coach Matt Eberflus - whom Bloom worked with on the Cleveland

Browns coaching staff in 2010. Bloom moved to the defensive line in 2014, and in 2015, worked with Dallas' defensive ends. He served as the club's assistant coach/special projects from 2016-17.

Bloom received a promotion entering the 2018 season to take over the club's linebackers unit after the departure of Eberflus.

In 2017 Bloom continued his role as the club's assistant coach/special projects where he advised the head coach on game plan matchups and schemes, personnel group strategies, film and statistical analysis, game management and situational football strategy.

Under Bloom's watch in 2015, second-year pro DeMarcus Lawrence led the defense with a then career-best 8.0 sacks while placing second with 31 pressures and third with eight tackles for losses. Along with Greg Hardy's 6.0 sacks, the pass rushing duo accounted for 14.0 of the club's 31.0 sacks on the year.

In Bloom's first season working with the defensive ends, the 2014 season saw free agent addition Jeremy Mincey lead the club with 6.0 sacks and 39 quarterback pressures.

In 2013 Bloom's assistance with the linebackers featured a rise amongst Dallas' young corps as both Sean Lee (second - 123) and Bruce Carter (third - 122) finished amongst the team's top-five tacklers. Carter's 122 stops also marked a career-best.

Bloom continued to work closely with Eberflus and the linebackers in 2012 as both DeMarcus Ware and Spencer earned Pro Bowl berths, each reaching double-digit sacks, 11.5 and 11.0, respectively.

In his first season with the Cowboys, Bloom aided with the breakdown of opposing offensive film while also helping put together the defensive playbook and assisted Eberflus with the linebackers.

As a defensive assistant for the Browns in 2010, Bloom helped prepare the defense during practice and with the breakdown of film for upcoming opponents. He spent the 2009 season with the Browns as an assistant in team operations.

Prior to joining the Browns, Bloom served as an assistant defensive line coach at Harvard University during the 2008 season. He earned his master's degree in education from Tufts University, while serving as a graduate assistant and the defensive line coach there from 2005-07. Bloom also earned a bachelor's in history from Tufts where he was a three-year letter winner on the football team.

A native of Wellesley, Mass., Bloom and his wife, Eliot, live in Dallas with their daughter, Georgia.

Ben Bloom – Born October 17, 1982, Wellesley, Mass. Offensive Line Tufts 2001-04. No pro playing experience. College coach: Tufts University 2005-07, Harvard University 2008. Pro coach: Cleveland Browns 2010, Dallas Cowboys 2011-17.

GARY BROWN

Running Backs

Penn State

NFL: 10th Year • Cowboys: 6th Year



Gary Brown will begin his 10th year as an NFL coach and his sixth season with the Dallas Cowboys after he became the running backs coach on February 8, 2013. Brown came to Dallas after spending four seasons in the same capacity with the Cleveland Browns. In every season since his arrival in Dallas, the club has averaged at least 4.5 yards-per-carry - the longest streak in team history. In each of the last four seasons, the club has finished in the top-10 in rushing yards, including finishing second three times (2014 and 2016-17). In each of the last two seasons (and three of the last four), Dallas has rushed for at least 2,000 yards, marking the first time since 1998-99 the club had consecutive 2,000-yard seasons.

There was some juggling in the offensive backfield for Dallas in 2017 as the 2016 rushing champ, Ezekiel Elliott, missed six games with a league suspension. Alfred Morris started five games and Rod Smith started one. Despite missing six games, Elliott rushed for 983 yards and seven touchdowns on 242 carries. Morris averaged 4.8 yards-per-carry (115 for 547) with one touchdown) and R. Smith went for 232 and four scores - one in four straight games - on 55 rushes.

Under Brown's watch in 2016, Elliott became the fifth rookie since the NFL merger to win the NFL's rushing title with 1,631 yards - third by a rookie in NFL history - on 322 carries and 15 touchdowns. He also established the most 100-yard rushing games (seven)

by a rookie in team history, and his 1,994 yards from scrimmage were third by a rookie in NFL history. Elliott became the fourth rookie running back in franchise history to be named to the Pro Bowl, and only the fourth rookie - second running back - to be named All-Pro in team history, while also earning FedEx Ground Player of the Year honors. It was also the fourth consecutive year that Dallas had a rusher over 1,000 yards - third-longest streak in team history - and it was the first time the club had three different rushers top 1,000 yards in three consecutive seasons - DeMarco Murray, 2014; Darren McFadden, 2015 and Elliott, 2016.

In 2015 Brown's unit averaged 118.1 yards-per-game (ninth). McFadden began the year as a backup to Joseph Randle, but took control as the team's starting running back following a 152-yard performance at the N.Y. Giants (10/25). From that game through the final 11 weeks of the season, his 960 rushing yards were third by an NFL rusher during that period. McFadden finished the year with 1,089 yards - his second career 1,000-yard season - on a career-high 239 carries (4.6 avg.). It marked the third consecutive season that Dallas boasted a 1,000-yard rusher.

Dallas' offense finished 2014 second in the league with 2,354 rushing yards - most since 2,711 in 1981. The rushing attack was led by the league's leading back, Murray, who rushed for a club-record 1,845 yards on 392 carries (4.7) and 13 touchdowns and took home 2014 Offensive Player of

the Year honors. It was the first time a Cowboy won the NFL rushing title since Emmitt Smith (1,773) in 1995. Murray also established a league record after rushing for at least 100 yards in each of the season's first eight games. For the year, Murray had 12 100-yard performances to set a franchise high. He also caught a career-high 57 passes to give him 449 touches on the year - tops in team history and sixth in NFL history.

The 2013 season saw Murray total 1,471 scrimmage yards, 1,121 rushing yards, nine rushing touchdowns, 10 total touchdowns and a 5.2-yard average under Brown's tutelage, earning his first Pro Bowl selection. It marked the first time that the Cowboys offense featured a 1,000-yard rusher since the 2006 season and the first Pro Bowl selection at the running back position since 2007.

In Cleveland in 2012, Brown worked with rookie Trent Richardson, the third overall pick in the 2012 NFL Draft, the highest pick Cleveland had ever used on a running back. Richardson finished the season with 1,317 yards from scrimmage, 950 rushing yards, 11 rushing touchdowns, 12 total touchdowns and 72 points - all Browns rookie records.

The Browns started three different players at running back in 2011, with Chris Ogbonnaya leading the team in rushing on 4.6 yards-per-carry (73-334).

In 2010 Brown oversaw a backfield led by Peyton Hillis, who joined Hall of Famers Jim Brown and Leroy Kelly as the only Browns to record 11-or-more rushing touchdowns in a single-season. Hillis rushed for 1,177 yards, seventh in the AFC and 11th in the NFL.

In Brown's first season with the team's running backs, Jerome Harrison led the club with 862 rushing yards. His total included a Browns single-game record 286 yards at Kansas City (12/20), as he snapped Jim Brown's previous club mark of 237, which he reached twice.

Prior to joining Cleveland, Brown spent six years coaching on the collegiate level. He spent 2008 as the running backs coach at Rutgers University where Brown's backs combined for 1,474 rushing yards, a 4.9-yard average and 15 touchdowns in 2008.

Brown spent two seasons (2006-07) as offensive coordinator at Susquehanna University, where in 2007, Dave Paveletz produced the second-highest single-season rushing total in program history.

Brown started coaching immediately following an eight-year NFL career as a player when he served as the offensive coordinator at Williamsport (Pa.) Area High School from 2000-02. He then broke into the college ranks as the running backs coach at Lycoming College (2003-05).

In addition to his collegiate positions, Brown also helped coach running backs at N.Y. Giants training camp in 2005, then worked with the Green Bay Packers (2006) and Carolina Panthers (2007) as part of the NFL's Minority Coaching Fellowship program.

A native of Williamsport, Pa., Brown played eight seasons in the NFL (1991-95, 1997-99) after being selected in the eighth round of the 1991 NFL Draft by the Houston Oilers. In his career, he played for the Oilers (1991-95), Chargers (1997) and Giants (1998-99). During that time he ran for 4,300 yards and 21 touchdowns on 1,023 carries and caught 84 passes for 631 yards and three scores in 99 games. He rushed for 1,000 yards twice, including 1,002 in 1993 and 1,063 yards in 1998. His feat in 1993 was accomplished while playing in just eight games.

Brown enjoyed a four-year career at Penn State (1987-90), where as a sophomore, he led the Nittany Lions in rushing yards with 689 yards and six touchdowns on 136 carries (5.1 avg.)

Brown went on to earn his degree in sports administration from Lock Haven University in 2005. He and his wife, Kim, have two daughters, Malena and Dorianna, and a son, Tre.

Gary Brown – Born July 1, 1969, Williamsport, Pa. Running back Penn State 1987-1990. Pro running back Houston Oilers 1991-95, San Diego Chargers 1997, New York Giants 1998-99. College coach: Lycoming 2003-05, Susquehanna 2006-07, Rutgers 2008. Pro coach: Cleveland Browns 2009-2012, Dallas Cowboys 2013-17.

STEPHEN BROWN

Offensive Assistant

Tennessee

NFL: 5th Year • Cowboys: 3rd Year



The Dallas Cowboys hired Stephen Brown as an offensive assistant prior to the 2016 season to work with Coach Gary Brown and the running backs in the coordination of the running game, while also serving as a point person for Head Coach Jason Garrett on research projects and day-to-day operations.

In 2017 Brown assisted with a running game that placed second in the NFL in yards-per-game (135.6) and topped 2,000 team rushing yards (2,170) for the second consecutive season, the first such streak since the 1998-99 seasons. Despite missing six games due to suspension, Ezekiel Elliott finished 10th in the league with 983 yards, while his five 100-yard rushing games tied for third. In Elliott's absence, veteran Alfred Morris

picked up 547 yards on the ground for his highest total since he had 751 yards while with Washington in 2015.

Brown assisted a group of running backs in 2016 that finished second in the league in rushing and featured the NFL's leading individual rusher in Elliott. Elliott became the fifth rookie since the NFL merger to win the NFL's rushing title with 1,631 yards - third-most by a rookie in NFL history - on 322 carries and 15 touchdowns. He also established the most 100-yard rushing games (seven) by a rookie in team history. Elliott's season made him the fourth rookie running back in franchise history to be named to the Pro Bowl, and only the fourth rookie - second running back - to be named All-Pro in team history.

Prior to Dallas, Brown spent two seasons (2013-14) with the Buffalo Bills as the assistant to the head coach/special teams assistant. Brown coordinated all operational aspects for players and coaches, and was included in multiple aspects of game management decisions. The special teams units he worked with in 2014 finished the year second in the NFL and first in the AFC, based on *Dallas Morning News* writer Rick Gosselin's rankings, which saw Buffalo make the biggest improvement, jumping up from 31st in 2013.

He served on the coaching staff at Syracuse University as a quality control coach and director of recruiting, providing statistical analysis on upcoming opponents and overseeing all aspects of recruiting in four seasons (2009-12) with the Orange. Brown played a part in turning the program around over his four sea-

sons with the team, leading to the first winning season since 2001, and bowl game victories in the Pinstripe Bowl twice (2010, 2012). On game day he coordinated with the defensive coaching staff on potential in-game adjustments and provided information to the head coach on various game management situations.

Brown got his start in the coaching profession as a student assistant at his alma mater, the University of Tennessee under Head Coach Phillip Fulmer. He worked three seasons (2006-08) for the Volunteers football squad, breaking down film and assisting with the recruiting process and everyday operations.

Brown earned his degree in Sport Management from the University of Tennessee and is a native of Charlotte, North Carolina.

Stephen Brown – Born May 3, 1987 in Charlotte, NC. College coach: University of Tennessee 2006-08, Syracuse 2009-12. Pro coach: Buffalo Bills 2013-14, Dallas Cowboys 2016-17.

DOUG COLMAN

Assistant Special Teams

Nebraska
NFL: 5th Year • Cowboys: 1st Year



Doug Colman joins the Dallas Cowboys after four seasons as the assistant special teams coordinator with the Houston Texans. He joins newly appointed Special Teams Coordinator Keith O'Quinn in leading an accomplished special teams unit that has an exciting mix of veteran and youth talent in the kicking and return games.

From 2014-17, Colman helped the Texans generate strong results in the kicking game, finishing seventh in the league in punts downed inside the 20 (113) and first in punting average (47.4) over the four seasons.

Colman came to the Texans after two seasons as the linebackers coach at Coastal Carolina (2012-13) as well as coordinating aspects of the special teams. He had prior stops in Tulane (2010-11) and at his alma mater, Nebraska (2008-09), as a defensive quality control coach. Before Nebraska, Colman was an assistant coach for linebackers and special teams for the Amsterdam Admirals in NFL Europe during the 2007 campaign.

From 2003-07, Colman was the head football coach and physical education teacher for Absegami High School in Galloway, N.J. During his time there, he led the team to three straight conference championships (2004-06), four consecutive New Jersey state

playoff appearances (2003-06) and the 2006 state championship in the New Jersey South Group IV – the school's only football state title.

Colman began his coaching career in 2001 at his high school alma mater, Ocean City, N.J., High School, where he was a freshman football coach. Following a one-year stint at Ocean City, he spent the 2002 campaign as the assistant football coach at Oakcrest High School in Mays Landing, N.J.

Colman played linebacker for the University of Nebraska and its famed Blackshirt Defense from 1991-95. He was a part of five Big 8 Conference championships and back-to-back national titles in 1994 and 1995.

Following his collegiate career, Colman was selected in the sixth round (171st overall pick) of the 1996 NFL Draft by the New York Giants. He spent five seasons in the NFL (1996-2000), playing a total of 64 games for the Giants, Tennessee Titans (including Super Bowl XXXIV) and Cleveland Browns.

Colman received his bachelor's degree in physical education from Nebraska in 2001.

He and his wife, Colleen, have five children: Logan Marie, Sarah, Matthew, Grace and Anna.


Doug Colman – Born June 4, 1973, Ventnor, N.J. Linebacker Nebraska 1991-95. Pro: N.Y. Giants 1996-98, Tennessee Titans 1999, Cleveland Browns 2000. College coach: Nebraska 2008-09, Tulane 2010-11, Coastal Carolina 2012-13. Pro coach: Amsterdam Admirals (NFL) 2007, Houston Texans 2014-17. Joined the Dallas Cowboys in 2018.

MARC COLOMBO

Assistant Offensive Line

Boston College

NFL: 4th Year • Cowboys: 4th Year



Marc Colombo, a former Dallas Cowboys offensive lineman who started 72 of the 76 games he played during his six-year run with the club, settled into the next phase of his NFL career as an assistant coach with the Cowboys in 2015. He was named the club's assistant offensive line coach in 2016.

Colombo returned for his second season assisting the Cowboys offensive line in 2017, as the offense ranked second in the NFL in rushing yards-per-game (135.6) and topped 2,000 rushing yards (2,170) - both for the second straight seasons. The unit once again produced three Pro Bowlers in Tyron Smith (fifth), Travis Frederick (fourth) and Zack Martin (fourth), while Martin was also named second-team All-Pro.

In his first season as the assistant offensive line coach, Colombo worked with a unit that forged a path for the offense to finish with the second-ranked rushing attack at 149.8 yards-per-game and the league's rushing leader (Ezekiel Elliott, 1,631 yards). The line saw three players start all 16 games (Frederick, Martin and Doug Free), with T. Smith, Frederick and Martin all finishing the season as first-team All-Pro and Pro Bowl selections. Dallas' offense finished second in time of possession (31:41), first in five-minute drives (35), second in big-play runs (72) and third in scoring efficiency, putting points on the board on 43.9% of possessions.

As an assistant working mainly with the offensive line in 2015, three linemen earned Pro Bowl nods, with T. Smith (third), Frederick (second) and Martin (second) each earning the honor. The line helped Darren McFadden rush for his second career 1,000-yard season (1,089) on a career-high 239 carries.

Colombo retired in 2012 as a Cowboy and joined the team during the 2014 season as an assistant in the personnel department. He then joined the coaching staff in 2015 to help supplement the loss of offensive line/offensive coordinator Bill Callahan, working with one of the most talented front groups in the NFL.

Drafted in the first round (29th overall) of the 2002 NFL Draft, Colombo played in 10 games with five starts at tackle for the Chicago Bears before a knee injury ended his season and caused him to miss the entire 2003 season. He returned with the Bears to play in eight games with two starts in 2004 but was waived in September 2005 and signed with Dallas, playing in four games the remainder of the season.

Colombo assumed a starting role at right tackle for the Cowboys in 2006, and went on to start 72 games at the position over the next five seasons, playing a key role in one of the top scoring offenses in the NFL with an average of 25.0 points-per-game from 2006-10.

Colombo ended his playing career with the Miami Dolphins in 2011 after starting all 16 games at tackle.

Throughout his collegiate career at Boston College, Colombo helped pave the way for a strong rushing attack that produced a 1,000-yard rusher each of his four years on the offensive line, and kept his quarterback upright as well, not surrendering a sack during his final two years as a starter (2000-01). He earned All-Big East Conference honors as a senior in 2001 playing both tackle positions.

Colombo graduated from Boston College with a degree in sociology in 2001.

He and his wife, Jessica, have a daughter, Olivia, and a son, Jack.

Marc Colombo – Born Oct. 8, 1978, Bridgewater, Mass. Tackle Boston College. Pro: Chicago Bears 2002-05, Dallas Cowboys 2005-10, Miami Dolphins 2011. Pro coach: Dallas Cowboys 2015-17.

JUDD GARRETT

Director of Advance Scouting and Special Projects



Judd Garrett was added to the Cowboys Scouting Department in the spring of 2008 as the director of pro scouting and moved into the coaching wing in 2017 as the director of advance scouting and special projects. In his role, Garrett studies and evaluates personnel and schemes of upcoming opponents and presents it to the coaching staff to help shape the game plan.

Garrett has spent the past 22 years in various roles in the NFL. In his role in Cowboys personnel, Garrett was in charge of evaluating players and rosters from the NFL and other professional football teams. Garrett was also responsible for advance scouting, free agency preparation and tracking player movements within the league.

Prior to arriving in Dallas, Garrett spent two years (2006-07) as the tight ends coach with the St. Louis Rams. From 2000-05 he worked for the Miami Dolphins in a variety of capacities, but mainly as an offensive assistant. He served as the offensive quality control coach for the Dolphins from 2001-05, but concentrated on quarterbacks in 2003 and wide receivers in 2004. In 2001 he was an offensive assistant with Miami.

Garrett made his NFL coaching debut in 1997 with the New Orleans Saints as an offensive assistant. He spent three seasons with the Saints.

He coached one season (1996) at University School in Chagrin Falls, Ohio as an assistant coach.

Garrett played running back at Princeton from 1987-89, earning Ivy League Player of the Year and Division I-AA All-America honors as a senior. He was selected in the 12th round of the 1990 NFL Draft by the Philadelphia Eagles but was released and worked as an assistant coach at Princeton for the 1990 season.

Garrett spent two seasons (1991-92) with the London Monarchs of the World League of American Football, where, in his first season, he led the league in receptions (71) and was an All-League pick at running back. His 71 receptions stood as a league record until 2000. In 1993 Garrett made the Dallas Cowboys practice squad before playing two years in the Canadian Football League with the Las Vegas Posse in 1994 and the San Antonio Texans in 1995.

Garrett continues the family tradition of football in the Cowboys organization, joining his older brother, Jason, as part of the Cowboys organization in 2008. His father, Jim, retired after the 2003 season with more than 30 years as an NFL assistant and scout, and 21 of those years as a member of the Dallas Cowboys scouting department.

Judd Garrett and his wife, Erin, were married in 2016, and they have three sons, Calvin, Campbell and Charles, and three daughters, Frances, Kassity and Leigh.

GREG JACKSON

Safeties

Louisiana State
NFL: 7th Year • Cowboys: 3rd Year



Greg Jackson enters his third season as the Dallas Cowboys safeties coach after his previous coaching venture as the secondary coach at the University of Michigan. Jackson boasts 15 years of coaching experience, including six in the NFL, and 17 years of overall NFL experience, including 12 as a player.

The 2017 Cowboys secondary featured an infusion of youth as key veteran players departed the team and Dallas utilized draft picks to replenish the talent pool. Overall, the Cowboys finished eighth in total defense and 11th in passing defense, allowing only 214 yards-per-game through the air. Jeff Heath, who moved into a starting role at safety, finished with a team-leading three interceptions and secondary-leading 81 tackles.

The safeties were a strength of the defense in 2016. Under Jackson's tutelage, Barry Church finished second on the team with 109 tackles - his fourth consecutive season with 100-plus tackles - and also led the defense with two interceptions. Byron Jones logged a career-best 102 tackles - fourth on the squad - and tied for the team lead with 10 pass breakups and his first career interception. Collectively, five of the nine interceptions on defense were attributed to a safety.

In one season at Michigan (2015), Jackson had a secondary that led the Big Ten in passing defense (158.5), pass efficiency (94.6) and third downs allowed (27.6) while the defense as a whole shutout opponents in three consecutive games - the first FBS school to accomplish the feat since Kansas State in 1995.

Before accompanying Jim Harbaugh to Michigan, Jackson served on Harbaugh's staff with the San Francisco 49ers (2011-14) as the assistant secondary coach. Over that span, the 49ers tied for second in interceptions (78), ranked third in total defense (310.2 yards-per-game) and pass breakups (350). In that same four-year span, members of Jackson's secondary

earned two All-Pro honors and five Pro Bowl selections, while Eric Reid became the first 49ers rookie safety to make the Pro Bowl when he was selected in 2013.

Jackson spent one year as the nickel/assistant linebackers coach with the University of Wisconsin, helping the school rank seventh with an 11-2 record in 2010.

Before his time in Madison, Jackson coached at Tulane for three seasons. He was the university's defensive backs coach in 2007 then coached safeties in 2008 and linebackers in 2009. He also oversaw the kicking team through his final two seasons.

From 2004-06, Jackson coached defensive backs at Louisiana-Monroe after beginning his coaching career in 2003, leading defensive backs at Idaho.

Jackson played safety in the NFL for 12 seasons after being selected in the third round (78th overall) of the 1989 NFL Draft by the New York Giants. He spent five seasons with the Giants before playing for the Philadelphia Eagles (1994-95), New Orleans Saints (1996) and San Diego Chargers (1997-00). Through 12 pro seasons, Jackson started 129-of-168 games and picked off 32 passes while amassing over 700 career tackles.

Jackson's collegiate career at LSU was polished off with a first-team All-America selection in 1988 which included an NCAA-high seven interceptions and an SEC championship as a senior. In four years, he helped lead the Tigers to a 36-10-2 record, including his first conference championship in 1986. Jackson also played in a bowl game in each of his four years (1985-88).

Jackson is a native of Miami, Fla. and earned his bachelor's degree in communications broadcasting from Fairleigh Dickinson in 2004. He and his wife, Dina, have two children, Greg Jr., and Jayden, while his oldest son, Jamal, played football at Appalachian State (2009-13).

Greg Jackson – Born Aug. 20, 1966, Miami, Fla. Safety Louisiana State 1985-88. Pro: New York Giants 1989-93, Philadelphia Eagles 1994-95, New Orleans Saints 1996, San Diego Chargers 1997-2000. College coach: Idaho 2003, Louisiana-Monroe 2004-06, Tulane 2007-09, Wisconsin 2010, Michigan 2015. Pro coach: San Francisco 49ers 2011-14, Dallas Cowboys 2016-17.

SANJAY LAL

Wide Receivers

Washington
NFL: 12th Year • Cowboys: 1st Year



Sanjay Lal became the Dallas Cowboys wide receivers coach in 2018 after serving in the same capacity for the previous nine seasons with Indianapolis (2017), Buffalo (2015-16), the N.Y. Jets (2012-14) and Oakland (2007-11).

In his lone season with the Colts, Lal oversaw a receiving corps that was led by T.Y. Hilton who had 57 receptions (second on team) for 966 yards (team-high) and four touchdowns while earning a trip to the Pro Bowl as an alternate for the fourth consecutive season.

He previously spent two seasons as Buffalo's wide receivers coach (2015-16). In 2015 under Lal's direction, Sammy Watkins recorded his first 1,000-yard campaign and led the NFL in average yards at the point of the catch (14.7). After returning from injury, Watkins finished the second half of the season ranked third in the NFL in receiving yards (900) from Weeks 9 to 17.

Prior to arriving in Buffalo, Lal spent three seasons (2012-14) with the New York Jets and coached Eric Decker who posted 74 catches for 962 yards and five touchdowns in 2014, logging a career-best game with 10 catches for 221 yards and a touchdown. In 2013 he guided Jeremy Kerley and David Nelson, who finished first and second on the team in receptions, respectively. Kerley also posted a career-best 56 receptions in addition to 827 yards and a 14.8 yards per catch average in 2012.

Lal began his NFL coaching career spending five seasons (2007-2011) with the Oakland Raiders as the assistant wide receivers/quality control coach (2007-08) and wide receivers coach (2009-2011). While in Oakland, Raiders wide receivers finished sixth in the NFL with an average of 15.0 yards-per-catch. Denarius Moore ended the 2011 season with an 18.7 yards-per-reception average, which was the fourth-highest total among all wide receivers in the NFL, and had a career-best season with 64 catches for 975 yards.

Before making the jump to the NFL, Lal coached collegiately at California (2004-06) as an offensive assistant and quarterbacks coach, the quarterbacks and strength, speed and conditioning coach at Saint Mary's College (2004) and receivers coach at Los Medanos College (2003).

Lal attended the University of Washington where he played wide receiver and became a Husky Hall of Fame selection. He was on Washington's 1992 National Championship team and a member of two Rose Bowl teams. Lal was invited to training camp with the Raiders in 1995 and also spent time with the St. Louis Rams in 1998. He signed with the Scottish Claymores of NFL Europe in 1999.

Sanjay Lal – Born July 23, 1969, London, England. Wide receiver UCLA 1989, Washington 1990-92. Pro: Wide receiver Scottish Claymores (NFL) 1999. College coach: Los Medanos College 2003, Saint Mary's College 2004, California 2004-06. Pro coach: Oakland Raiders 2009-11, New York Jets 2012-14, Buffalo Bills 2015-16, Indianapolis Colts 2017. Joined the Dallas Cowboys in 2018.

LEON LETT

Defensive Tackles

Emporia State
NFL: 8th Year • Cowboys: 8th Year



Leon Lett, a former Dallas Cowboys defensive lineman who won three Super Bowl titles and earned two Pro Bowl berths during his 10-year run with the club, settled into the next phase of his career as an assistant coach with the same organization that drafted him. Lett assisted the Cowboys during the 2011 training camp as a member of the NFL's Minority Coaching Fellowship Program and was later hired on a full-time basis to assist with the team's defensive line as a defensive assistant/defensive line coach during the 2011 season.

The Dallas defensive front put together another solid season in 2017, increasing its sack total for the

fourth consecutive season (38) and shutting down opposing offenses in the run game, allowing only 104.0 yards-per-game, eighth in the league, with only three 100-yard rushers on the year. Despite missing eight games, David Irving put together a promising season, tallying seven sacks, 19 pressure and six pass deflections in only 32% of the defensive snaps.

Lett's work with the pass rushers, namely the defensive tackles, shined through as one of the bright spots in 2016, as Dallas was first in the NFL, allowing 83.5 rushing yards-per-game. Rookie Malik Collins finished second on the team with 5.0 sacks - seventh among all rookie defenders. Irving was much improved from work-

ing with Lett in 2016, adding 4.0 sacks, five tackles for loss and leading the team with 26 pressures in his second season from both the tackle and end positions.

Lett's second season working with the defensive tackles in 2015 fostered a breakout season for Tyrone Crawford in which he totaled 44 tackles, five sacks and was third on the defense with 27 pressures.

In working with defensive tackles in 2014, Lett's most notable task was helping the transition of Tyrone Crawford from defensive end to a three-technique defensive tackle. After spending the 2013 season on the team's Reserve/Injured list with an Achilles injury, Crawford had a strong response to his new position to post career numbers with 37 tackles, his first 3.0 career sacks and 29 quarterback pressures - second on the team - while starting 15 games.

In 2013 Lett saw continued growth from defensive tackle Jason Hatcher, who led the team and all NFL interior linemen with 11.5 sacks on his way to the first Pro Bowl selection of his career. Veteran free agent acquisition George Selvie also flourished with Lett's mentorship, recording a career-high seven sacks and starting all 16 games for a Cowboys defense that tallied 34.0 sacks on the season.

Lett's work with the defensive line in 2012 saw Hatcher emerge as a full-time starter and establish personal-bests in several categories.

Prior to joining the Cowboys, Lett's only previous experience as a coach came in 2010 when he served

as the defensive line coach at the University of Louisiana at Monroe. He also served as a volunteer assistant at UNLV in 2009.

Drafted in the seventh round (173rd overall) of the 1991 NFL Draft, Lett became the first and only player ever selected by the Cowboys out of Emporia State to make the squad's final roster. Nicknamed "Big Cat" by his teammates for his agility, Lett compiled 361 tackles, 22.5 sacks, 37 tackles for losses, 128 quarterback pressures, 26 pass breakups, eight forced fumbles, seven fumble recoveries and four blocked kicks while playing in 109 games with 73 starts during a 10-year career as a Cowboy. He also appeared in 14 postseason contests with nine starts, including three Super Bowl victories.

Lett concluded his playing career with the Denver Broncos in 2001 where he totaled 15 tackles in 12 games.

Lett finished his collegiate career at Emporia State after playing in junior college. Lett helped Emporia State to the Central States Intercollegiate Conference title and their first appearance in the NAIA Championship Game.

Lett returned to school to earn his college degree in university studies with concentrations on sociology and history from UNLV in 2009.

Lett has a daughter, Leondra Rachel.

Leon Lett – Born October 12, 1968, Mobile, Ala. Defensive tackle Hinds Community College 1987-88, Emporia State University 1989-90. Pro: Defensive tackle Dallas Cowboys 1991-2000, Denver Broncos 2001. College coach: University of Louisiana at Monroe 2009-10. Pro coach: Dallas Cowboys 2011-17.

SCOTT LINEHAN

Offensive Coordinator

Idaho

NFL: 17th Year • Cowboys: 5th Year



Scott Linehan is in his 30th season as a football coach, 17th season in the NFL and fifth with the Dallas Cowboys after arriving in 2014 as the club's passing game coordinator. Following a successful first season calling offensive plays, Linehan was promoted to offensive coordinator and rewarded with a three-year extension. Of his 29 years of coaching football, terms as an offensive coordinator or head coach make up 23 years on Linehan's resume.

The 2017 season showcased the 2016 NFL Rookie of the Year, Dak Prescott and the league's rushing champ, Ezekiel Elliott. Linehan helped make Prescott the first Dallas quarterback to throw for 3,000-plus yards (3,324) and 20-plus touchdowns (22) in each of his first two pro seasons. Despite losing Elliott to a six-game suspension, Linehan's lead back rushed for 983 yards and seven scores, averaging 4.1 yards-per-carry. Jason Witten earned his 11th Pro Bowl (as a replacement) and became the team's all-time receiving yards leader. Dez Bryant also became the club's all-time receiving touchdown leader on the season, finishing the year with six. As a unit, the offense was second in the league in rushing (2,170), marking the first time since 1998-99 a Cowboys team had at least 2,000 rushing yards in consecutive seasons. Additionally, three offensive linemen

again earned trips to the Pro Bowl - Tyron Smith (fifth), Travis Frederick and Zack Martin (four each).

Linehan opened the 2016 season with a rookie quarterback in Prescott, who became the fourth rookie quarterback to start a season opener in team history. Under Linehan, Elliott and Prescott went on to have the best rookie seasons at their respective positions in team history, while also ranking on the league's all-time charts for rookies. Prescott tied the most wins (13) by a rookie quarterback in league history, setting club rookie records for yards (3,667), touchdowns (23), attempts (459), completions (311), completion percentage (67.8) and passer rating (104.9 - an NFL record). On the ground, Elliott became only the fifth NFL rookie since the merger to lead the league in rushing (1,631 - third by an NFL rookie all-time), with a club rookie record seven 100-yard rushing games. Both earned a trip to the Pro Bowl to mark the first time in team history a rookie quarterback and rookie running back both made the all-star game. The offensive line led the way for the league's second ranked rushing attack (149.8 yards-per-game) as three of its charges earned Pro Bowl nods - T. Smith (fourth), Frederick and Martin (three each). The line also earned the Built Ford Tough Offensive Line of the Year award.

With an injury to Romo in 2015 Linehan employed four quarterbacks over the course of 16 games, with Brandon Weeden (three starts), Matt Cassel (seven) and Moore (two) trying to lead the offense. An injury to Bryant allowed Witten to lead the team for the eighth time in his career with 77 catches, and Terrance Williams had a team-high 840 receiving yards. The Cowboys rushing attack racked up 1,890 yards (ninth), with Darren McFadden leading all Cowboys running backs with 1,089 yards and a 4.6 average. Three Cowboys offensive linemen made the Pro Bowl - T. Smith, Frederick and Martin - as the group continued to be a dominant force for the team.

Linehan called an offense that helped the 2014 Cowboys to an NFL-best tying 12-4 record. Along the way, the team had three players lead the league and establish single-season club records as Murray rushed for 1,845 yards and earned 2014 Offensive Player of the year honors, Bryant caught a league-best 16 touchdown passes and Romo completed 69.9% of his passes and had a 113.2 quarterback rating. The Dallas offense as a whole was second in the league in rushing yards (2,354). For the season, the Dallas offense totaled 6,138 yards and 467 points, both second in a season in franchise history. The club had seven offensive players selected to the Pro Bowl, including two first-timers (Frederick and rookie Martin). Perennial Pro Bowler Witten earned his 10th trip, Romo made his fourth and Bryant, Murray and T. Smith each made their second. Martin was the only offensive rookie in the NFL in 2014 to make the Pro Bowl, the first rookie offensive lineman in team history to make the game, and was named to the AP All-Pro team - only the third rookie in club history to receive the honor.

For five seasons, Linehan served as the Detroit Lions offensive coordinator (2009-13), and in 2013 his offense finished the season sixth in the NFL in total yards (6,274) and third in passing yards (4,482). Helping bolster those numbers was Calvin Johnson, who finished the season with 1,492 receiving yards - fourth in team history - including a club single-game record (second all-time in the NFL) 329 yards. Under Linehan's guidance, Johnson established the club record for yards in a season with 1,964 (2012) while also finishing 2011 third in team history with 1,681 yards. Over those same three seasons, Matthew Stafford took the top-three spots in team history for passing yards with 5,038 (2011), 4,967 (2012) and 4,650 (2013). From 2010-13, the Lions offense amassed 18,033 passing yards (second in the NFL) and 24,574 total yards (fourth).

In 2012 the offense set a club record with 6,540 yards (third in the league) and net passing yards 4,927 (second). In finishing third in total offense, it marked the highest finish for Detroit since 1997 (second).

Linehan's charges in 2011 scored 474 points to set a team record and finish fourth in the league. In addition to establishing the club record for passing yards in a season, Stafford threw a franchise-best 41 touchdowns while topping team all-time charts for completion percentage (63.5) and passer rating (97.2). His 5,000-yard season was only the fourth in NFL history.

In Linehan's second season in Detroit (2010), the Lions had the league's fourth-most improved offense, gaining 639 more yards than in 2009.

Upon arriving in Detroit (2009), Linehan helped Stafford finish his rookie campaign near the top of many franchise rookie passing record, placing first in touchdowns (13) and second in passing yards (2,267), completions (201) and completion percentage (54.1).

Prior to landing in Detroit, Linehan spent three seasons (2006-08) as the head coach of the St. Louis Rams. Linehan helped establish St. Louis' rushing attack, utilizing Stephen Jackson, whose 346 carries in 2006 were the most by a Rams player in 20 seasons. Jackson's 1,528 rushing yards were third in the NFC while his 105 first downs and 2,334 all-purpose yards were tops in the NFL to earn his first career Pro Bowl selection. Marc Bulger flourished under Linehan's offense, passing for a career-best 4,301 in 2006 with 24 touchdowns (second in Rams history). Tory Holt and Isaac Bruce both finished 2006 with 1,000-plus yards and combined for 167 catches.

In 2005 Linehan was the offensive coordinator for the Miami Dolphins, helping improve the total offensive output from 4,960 yards (29th) in 2004 to 5,198 (12th) in 2005.

Linehan made his NFL coaching debut in 2002 with the Minnesota Vikings where he was the club's offensive coordinator/quarterbacks coach (2002-04). The club finished 2002 fourth in team history (second at that point) with 6,192 yards, followed by 2003's mark of 6,294 yards, which was the club record at season's end. Linehan's 2003 number was trumped by his 2004 total of 6,339, which still stands as the franchise single-season record. Both Randy Moss and Daunte Culpepper excelled in Linehan's offense, and in 2002, Moss' 111 catches for 1,632 yards were a personal-best. Culpepper's 2004 season saw him make his second trip to the Pro Bowl while finishing with the then fourth-highest passer rating in league history (110.9) while leading the league with personal-bests in passing yards (4,717), yards-per-play (8.6) and touchdowns (39). After scoring 290 points in 2001, Linehan improved the club's figures to 390 (2002), 416 (2003) and 405 (2004).

Before coming to the NFL, Linehan coached collegiately for 13 years for teams that played in seven bowl games and won five conference titles. Five of Linehan's quarterbacks were drafted by NFL Teams - Chris Redman and Dave Ragone (Louisville) Brock Huard and Marques Tuiasosopo (Washington) and Doug Nussmeier (Idaho).

Linehan was the offensive coordinator/quarterbacks coach at Louisville (1999-01), helping the school to three bowl berths and consecutive Conference USA championships - the first school in conference history to accomplish the feat. In each of his three seasons, one of his quarterbacks earned Conference Player of the Year honors.

Linehan spent five seasons at the University of Washington (1994-98), advancing to four bowl games and winning the 1995 Pac-10 title. He spent four seasons at his alma mater, Idaho, serving as wide receivers coach (1989-90) and offensive coordinator/quarterbacks (1992-93). Sandwiched between his two stints at Idaho was a one-year stop as the quarterbacks coach for UNLV.

Linehan was a quarterback for Dennis Erickson at Idaho (1982-86), winning the Big Sky Championship in 1985 and earning Division I-AA playoff appearances three straight times (1984-86). He signed with the Dallas Cowboys in 1987 as a rookie free agent, but a shoulder injury ended his playing career.

In the Spring of 2017, Linehan was inducted into the Idaho Athletic Hall of Fame. Linehan and his wife, Kristen, have three sons, Matthew, Michael and Marcus.

Scott Linehan - Born September 17, 1963, Sunnyside, Wash. Quarterback Idaho. No pro playing experience. College coach: Idaho 1989-90, UNLV 1991, Idaho 1992-93, Washington 1994-98, Louisville 1999-01. Pro coach: Minnesota Vikings 2002-04, Miami Dolphins 2005, St. Louis Rams 2006-08 (head coach), Detroit Lions 2009-13, Dallas Cowboys 2014-17.

ROD MARINELLI

Defensive Coordinator/ Defensive Line

California-Lutheran

NFL: 23rd Year • Cowboys: 6th Year



Rod Marinelli joined the Dallas Cowboys on January 18, 2013 as the club's defensive line coach, and on January 28, 2014, he was promoted to defensive coordinator. Marinelli has 42 years of coaching experience, including 22 in the NFL.

The defense improved again under Marinelli in 2017, finishing eighth in the NFL in total defense after several key veteran defenders defected from the team via free agency. DeMarcus Lawrence had a career season, finishing third in the league with a career-best 14.5 sacks and led the team with 54 pressures, most by a Cowboys defender since Charles Haley in 1994. The Dallas secondary saw several rookie players thrust into the lineup for significant contributions, as Jourdan Lewis and Xavier Woods both played over 50% of the defensive snaps, but held opposing offenses to only 214.1 passing yards-per-game, 11th in the league. Sean Lee was again an enforcer for Marinelli, finishing with a team-best 118 tackles and 13 tackles for loss despite missing five games with a hamstring injury.

The 2016 season saw improvements across the defensive side of the ball, as Dallas led the league in rushing yards allowed (83.5 per-game), finished sixth in plays of 20-plus yards allowed (51), and forced nine more takeaways than in 2015 (20). Lee was the physical and emotional leader, as the captain topped out the defense with a career-best 174 tackles and 12 tackles for loss en route to an All-Pro honor and his second consecutive Pro Bowl nod. Free agent signee Benson Mayowa led the group with 6.0 - of the 36.0 - sacks and the line received a boost from rookie Maliek Collins, who finished second on the team with 5.0 sacks - seventh among all rookie defenders. Barry Church led the secondary, finishing with 109 tackles - his fourth consecutive season of 100-plus tackles.

In his second season as the club's defensive coordinator (2015), Marinelli guided a defense that finished 17th in overall defense (from 19th in 2014) and a pass defense that improved from 26th (2014) to fifth in 2015. Lee returned from a torn ACL suffered in 2014 to lead the defense with a then career-best 156 tackles and his first career Pro Bowl selection, replacing an injured Justin Houston. Second-year pro DeMarcus Lawrence led the team with 8.0 sacks and was second with 31 pressures. Church notched his third consecutive 100-tackle season, finishing with 136 and rookie Byron Jones led the defense with 12 breakups.

In Marinelli's first season as the team's defensive coordinator, the defense made vast improvements in 2014. As a whole, the unit improved from 32nd in 2013 to 19th, while finishing second in the league with 31 takeaways - the most by a Cowboys defense since 31 in 2006. The defense boasted three players who finished over the century mark in tackles with Church (110), Rolando McClain (108) and rookie Anthony Hitchens (100). Hitchens finished third with 100 tackles - the first rookie defender to record 100 tackles in a season since Roy Williams (127 - 2002). Jeremy Mincey led the squad with six sacks and 39 pressures, while Bruce Carter led the team with five interceptions to tie for fourth among linebackers in a season in team history.

Marinelli's first season in Dallas was a challenge as two-of-the four projected defensive line starters for the 2013 season were limited to one-or-fewer games

on the year, as Anthony Spencer (one game) and Jay Ratliff (zero) missed significant time. Marinelli made the most of his "rush men" with seven-time Pro Bowler DeMarcus Ware, who played end for the first time in his pro career and had six sacks in 13 games while fighting nagging injuries. Defensive tackle Jason Hatcher led the team and all NFL interior linemen with a career-high 11.0 sacks en route to his first career Pro Bowl. Marinelli's legendary coaching talent of maximizing player potential could immediately be seen as 18 different players checked in on the defensive line in 2013, with free agents such as George Selvie - who finished second on the team with a career-best 7.0 sacks - and Nick Hayden, who logged 51 tackles, making significant contributions.

Prior to arriving in Dallas, Marinelli was with the Chicago Bears for four seasons, serving as the club's assistant head coach/defensive line coach in 2009 followed by three seasons as the club's assistant head coach/defensive coordinator (2010-12). While serving as Chicago's defensive coordinator, Marinelli's unit over three seasons forced the most fumbles (59), intercepted the third-most passes (65), scored the most touchdowns via interception (13) and allowed the fourth-fewest points (904) in the NFL. In the 2012 season alone, the Bears had four defensive players selected as starters in the Pro Bowl (Tim Jennings, Henry Melton, Julius Peppers and Charles Tillman) as the defense ranked first in takeaways (44), third in points allowed (277), and fifth in total defense (315.6 yards-per-game).

In 2011 Marinelli's charges earned four spots on the NFC's Pro Bowl roster as the club sent Lance Briggs, Peppers, Tillman and Brian Urlacher to the all-star game. Chicago finished in the top-10 in six defensive categories, and the pass rush saw Peppers notch 11.0 sacks for the season, including the 100th of his career.

Marinelli arrived in Chicago on Jan. 10, 2009 after spending three seasons (2006-08) as the Detroit Lions head coach. He spent his first 10 NFL seasons coaching the defensive line in Tampa Bay (1996-2005). In his last four seasons (2002-05) with the Bucs, Marinelli added the duties of assistant head coach.

Through his 10 years with Tampa Bay, the defensive line accounted for 328.5 sacks - tops in the league during that span. In 2002 Tampa Bay led the NFL in total defense (252.8) and points-per-game (12.3) en route to the club's Super Bowl XXXVII win. Tampa Bay's top-five single-season sack totals all came by defensive linemen under Marinelli's tutelage, and in 2000, Warren Sapp's 16.5 sacks established a franchise record and still stands as the third in the NFL among defensive tackles since sacks became official in 1982. Another of Marinelli's players, Simeon Rice, holds the club's next three single-season sack figures, totaling 15.5 (2002), 15.0 (2003) and 14.0 (2005).

In 2000 Tampa Bay established a franchise record with 55.0 sacks, and Marinelli's defensive linemen accounted for 45.5. Through Marinelli's tenure with the Buccaneers, the defense earned the top-six single-season sack totals in franchise history, and from 1999-2003, Tampa's defenders set an NFL record as the club registered a sack in 69 consecutive games.

Before making the leap to the NFL coaching ranks, Marinelli was an assistant at the collegiate level for 20

years. He coached the defensive line at Southern California (1995), was assistant head coach/defensive line at Arizona State (1992-94) and was the defensive line coach at the University of California (1983-89) before adding the responsibilities of assistant head coach at the school (1990-91). He began his collegiate coaching career at Utah State in 1976 and spent six seasons as the school's defensive line coach (1976-81) before coaching the offensive line and special teams in 1982.

Rod Marinelli – Born July 13, 1949, Rosemead, Calif. Offensive/defensive tackle Utah 1968, offensive tackle California Lutheran 1970-72. No pro playing experience. College coach: Utah State 1976-82, California 1983-91, Arizona State 1992-94, Southern California 1995. Pro coach: Tampa Bay Buccaneers 1996-2005, Detroit Lions 2006-08 (head coach), Chicago Bears 2009-12. Dallas Cowboys 2013-17.

His first coaching job was as an assistant at his alma mater, Rosemead, Calif., High School from 1973-75.

Marinelli was an offensive tackle, starting his career at Utah (1968) and finishing at California Lutheran (1970-72). His collegiate career was split by a tour of duty in Vietnam. He earned All-America honors at Cal Lutheran in 1972.

Marinelli and his wife, Barbara, have two daughters, Christine and Gina, and four grandchildren.

KELLEN MOORE

Quarterbacks

Boise State

NFL: 1st Year • Cowboys: 1st Year



Kellen Moore begins his coaching career with the Dallas Cowboys after six years as an NFL quarterback, the last three in Dallas. His playing experience under Offensive Coordinator Scott Linehan makes him an ideal tutor for third-year quarterback Dak Prescott as the offense looks to incorporate some new concepts and rebound from a 2017 season that saw a dip in production.

Moore signed with Dallas in 2015 in a backup role, and with injuries at quarterback, saw time in three games, with two starts, near the end of the season. He spent 2016-17 in a backup capacity that helped prepare him for a future in coaching.

Moore began his career in Detroit under Linehan, spending his first three seasons as the inactive third quarterback.

Moore was a collegiate standout for Boise State, setting multiple NCAA records for the Broncos in his four-year college career. Moore's final totals in attempts, completions, passing yards, touchdowns, pass efficiency and total offense all ranked in the top-10 on school record lists. His 142 touchdown passes were second in NCAA FBS ranks, while his 14,667 passing yards ranked fifth and his 8.85 yards-per-pass attempt were 12th.

He and his wife, Julie, have a daughter, Halle, and a son, Kyler.

Kellen Moore – Born July 5, 1988, Prosser, Washington. Quarterback Boise State 2007-11. Pro: Quarterback Detroit Lions 2012-14, Dallas Cowboys 2015-17. Pro coach: Joined the Dallas Cowboys in 2018.

DOUG NUSSMEIER

Tight Ends

Idaho

NFL: 3rd Year • Cowboys: 1st Year



Doug Nussmeier joined the Cowboys in 2018 as the team's tight ends coach after spending 13 of the last 15 seasons coaching collegiately, including the previous 10 as an offensive coordinator. He spent two seasons (2006-07) coaching quarterbacks for the St. Louis Rams when Cowboys Offensive Coordinator Scott Linehan was the team's head coach.

In his 13 years coaching in the NCAA, Nussmeier worked with eight different players that were drafted in the first or second round.

Nussmeier was at Florida the last three years (2015-17), as the school's offensive coordinator/quarterbacks.

Prior to landing with the Gators, Nussmeier was the offensive coordinator/quarterbacks at Michigan for one season (2014).

From 2012-13 Nussmeier was on Nick Saban's staff at Alabama that took home the 2012 BCS National Championship, followed by a loss in the 2013 Sugar Bowl. With Nussmeier coordinating the Tide's offense, the school reached 3,000 rushing and passing yards in a single season for the first time (2012), and A.J. McCarron threw for 5,996 yards and 58 touchdowns to just 10 interceptions in the two-year span.

In 2009 Nussmeier was the Washington Huskies ofensive coordinator/quarterbacks, a position he held for three seasons. The Huskies offense improved each of his three seasons running the offense, including a 2011 campaign that saw 57 touchdowns and 431 points - both second in a year in school history.

Nussmeier arrived in Washington after one season as the offensive coordinator at Fresno State. He served as Fresno State's offensive coordinator/quarterbacks for one season.

His first stint in the NFL was with the St. Louis Rams (2006-07) as the quarterbacks coach. In 2006 Marc Bulger earned his second Pro Bowl after passing for a career-high 4,301 yards with 24 touchdowns to just eight picks.

For two seasons (2003-05) Nussmeier was the quarterbacks coach at Michigan State, where Drew Stanton set a school record with 3,415 passing yards in 2005. He broke the record of another Nussmeier charge, Jeff Smoker, who also set MSU records for completions, attempts and passing touchdowns, all in 2003.

Nussmeier broke into coaching in the Canadian Football League, premiering in 2001 with the British Columbia Lions, and landing with the Ottawa Renegades in 2002. He coached quarterbacks at both CFL stops.

Nussmeier was drafted in the fourth round (116th overall) of the 1994 NFL Draft by the New Orleans Saints. He played with the Saints for four seasons (1994-97) and one with the Indianapolis Colts (1998) before heading to British Columbia in 2000 and capturing the Grey Cup Championship.

While playing at Idaho, Nussmeier threw for 10,824 yards and won the Walter Payton Award in 1993. He was the Big Sky Offensive Player of the Year in 1992 and was inducted into the Idaho Athletic Hall of Fame in 2008.

Nussmeier and his wife, Christi, have two sons, Garrett and Colton, and one daughter, Ashlynn.

Doug Nussmeier – Born December 11, 1970, Oswego, Ore. Quarterback Idaho 1990-93. Pro: Quarterback New Orleans Saints 1994-97, Indianapolis Colts 1998, British Columbia Lions (CFL) 2000. College coach: Michigan State 2003-05, Fresno State 2008, Washington 2009-11, Alabama 2012-13, Michigan 2014, Florida 2015-17. Pro coach: British Columbia Lions (CFL) 2001, Ottawa Renegades (CFL) 2002, St. Louis Rams 2006-7. Joined the Dallas Cowboys in 2018.

KEITH O'QUINN

Special Teams Coordinator

North Texas
NFL: 9th Year • Cowboys: 9th Year



Keith O'Quinn rejoined the Dallas Cowboys in 2010, but this time as a coach after previously serving as a pro scout with the team for three seasons. After serving as a special teams assistant the previous four seasons (2014-17), O'Quinn was named special teams coordinator for 2018.

O'Quinn spent his first season as a coach as the team's quality control/offensive assistant in 2010, breaking down film of upcoming opponents' defenses. From 2011-12 O'Quinn also worked closely with the wide receivers, and in 2014 O'Quinn left the offensive side of the ball and became the assistant special teams coach, working with coordinator Rich Bisaccia.

O'Quinn helped the Cowboys finish 2017 second in the league in kickoff return average (24.8) as return specialist Ryan Switzer was named to the All-Rookie Team. Chris Jones enjoyed his best season pinning opponents inside the 20, finishing second in the league with a career-high 34. The punt coverage unit gave up a league-low 75 yards, which was also the second-fewest in team history, and the least since Atlanta gave up 49 yards in 2008. The 4.2 yards-per-punt return allowed was also a league-best.

The 2016 season saw Dallas special teams units led by Dan Bailey, who finished the year connecting on all 46 PATs and on 84.4% of his field goal tries, posting 127 points. Chris Jones had a career-high gross average of 45.9 and a 40.5 net average with 25 punts downed inside the 20-yard line. Lucky Whitehead led all

returners with 394 yards on 17 kickoff returns and 195 yards on 25 punt returns.

O'Quinn's second season (2015) assisting special teams was as productive as his first as Bailey earned his first career trip to the Pro Bowl, converting 30-of-32 field goals to tie the NFL lead with a career-best 93.8 percentage. Jones also had a career-year, setting personal-highs for net average (42.5 - third in the NFL). Rookie Whitehead led the team with 452 yards on 16 kickoff returns and 110 yards on 19 punt returns.

In his first season in his new role, O'Quinn helped Bailey finish 25-of-29 with a career field goal percentage of 89.8. He also hit all 56 PAT tries, making him a perfect 179-of-179 for his career - third in team history. Jones had then career-highs for gross (45.4) and net (39.8) averages while dropping 21 punts inside the 20-yard line. He also had a career-long 64-yard boot. Long snapper Louis-Philippe Ladouceur earned his first-career trip to the Pro Bowl.

In 2009 O'Quinn left the Cowboys to become the director of pro personnel for the Cleveland Browns. While with the Browns, O'Quinn contributed to Cleveland's player acquisition process by managing pro scouting operations and evaluating players and rosters from the NFL and all other levels of pro football.

From 2006-08 O'Quinn evaluated players around the NFL and other professional leagues while serving as a pro scout in the Cowboys scouting department.

Prior to joining the pro ranks, O'Quinn spent eight years as a high school and college coach. His last stint in that area was as the assistant football and head baseball coach at Kaufman, Texas, High School. Prior to that, he coached tight ends and special teams at Abilene Christian University from 2003-04. From 2000-03 O'Quinn served as tight ends and assistant offensive line coach at Hardin-Simmons University in Abilene, Texas.

In 1999 he worked as the run game coordinator and offensive line coach, as well as the head baseball coach, at Bryan Adams High School in Dallas. O'Quinn

began his coaching career at Liberty Christian School in Argyle, Texas, serving as a defensive backs and wide receivers coach.

A native of San Antonio, O'Quinn attended James Madison High School and earned a bachelor's of science degree from the University of North Texas, where he played strong safety. He went on to earn a master's degree in counseling and human development from Hardin-Simmons University.

O'Quinn and his wife, Reagan, have three children, Mysti, Brittney and Brock.

Keith O'Quinn – Born July 28, 1973, Pensacola, Fla. Safety North Texas 1991-96. No pro playing experience. College coach: Hardin-Simmons University 2000-02, Abilene Christian University 2003-04. Pro coach: Dallas Cowboys 2010-17.

MARKUS PAUL

Strength and Conditioning

Syracuse

NFL: 21st Year • Cowboys: 1st Year



Markus Paul joined the Dallas Cowboys strength staff in 2018, reuniting with Director of Strength and Conditioning Mike Woicik. Paul worked under Woicik two times - first in New Orleans (1998-99) then in New England (2000-04), and Woicik was the strength coach at Syracuse when Paul was a student-athlete (1985-88).

Paul played a key role in five Super Bowl championship teams with the N.Y. Giants (XLII and XLVI) and New England (XXXVI, XXXVIII and XXXIX). He was the N.Y. Giants assistant strength and conditioning coach for 11 seasons (2007-17).

Prior to joining the Giants, Paul was with the N.Y. Jets for two years. In 2005 he was the director of physical development and was named head strength and conditioning coach in 2006.

He was the assistant strength and conditioning coach and director of player development under Woicik with the Patriots for five seasons, capturing three championships.

His first coaching position came in New Orleans under Woicik (1998-99).

Paul was selected by the Chicago Bears in the fourth round (95th overall) of the 1989 NFL Draft. He played in 71 games with 30 starts at both safety positions.

A four-year starter at Syracuse, Paul holds the school record with 19 interceptions and was named first-team All-America as a senior in 1988.

Paul, who earned his degree in retailing, has a son, Jairus, and a daughter, Tabitha.

Markus Paul – Born April 1, 1966, Orlando, Fla. Defensive back Syracuse 1985-88. Pro: Safety Chicago Bears 1989-93, Tampa Bay Buccaneers 1993. Pro Coach: New Orleans Saints 1998-99, New England Patriots 2000-04, New York Jets 2005-06, New York Giants 2007-2017. Joined the Dallas Cowboys in 2018.

KRIS RICHARD

Passing Game Coordinator/ Defensive Backs

Southern California

NFL: 9th Year • Cowboys: 1st Year



Kris Richard joins the Dallas Cowboys in 2018 after coaching eight seasons (2010-17) in different capacities for the Seattle Seahawks, including the last three as defensive coordinator. Richard began his pro coaching career with the same Seahawks

organization that drafted him in the third round (85th overall) of the 2002 NFL Draft, working his way from assistant defensive backs coach to the leader of a top-ranked defense.

As the passing game coordinator/defensive backs coach for Dallas, Richard will have the opportunity to mold a youthful and talented secondary that improved over the second half of 2017, finishing 10th in net yards-per-game allowed (210.3) and second in yards-per-completion allowed (9.83) over the final eight games.

Under Richard's tutelage in Seattle, Earl Thomas earned five Pro Bowl nominations and four AP All-Pro (three first-team, one second-team) selections, Richard Sherman was a four-time Pro Bowler and four-time All-Pro (three first-team, one second-team) and Kam Chancellor a four-time Pro Bowler and two-time second-team All-Pro. Sherman's 32 career interceptions are tied for fourth in Seahawks history with Hall of Famer Kenny Easley.

Seattle finished sixth in passing defense in 2017 after allowing only 209.2 yards-per-game through the air, but took a step back overall defensively, finishing outside the top-10 for the first time since 2011, placing 11th in the league.

In his first season as defensive coordinator in 2015, Seattle continued its defensive dominance as it led the NFL in scoring defense for the fourth consecutive season (2012-15), becoming the first defense in the Super Bowl era to accomplish the feat. Cleveland led the league in scoring defense for a record five straight seasons from 1953-57 in 12-game seasons. The group led the league in rush defense, allowing 81.5 yards-per-game and a franchise-record low 1,304 yards for the second consecutive season.

Leader of the best secondary in the NFL in 2013, Richard's unit propelled Seattle's defense to

one of the most dominant in NFL history and best in the previous 12 seasons. The Seahawks secondary shut down opposing offenses in helping Seattle rank first in the NFL in passing defense (172.0 yards-per-game), interceptions (28) and opposing quarterback passer rating (63.4). In Seattle's Super Bowl XLVIII victory over Denver, Seattle's secondary held Peyton Manning to 280 passing yards (340.3 avg. in regular season), a 73.5 passer rating (115.1) and recorded one interception (by Chancellor).

During Richard's tenure, Seattle boasted a defense that ranked in the top-five for five consecutive seasons (2012-16), finishing fifth in 2016, before an injury-plagued season caused the unit to finish 11th in 2017. The Seahawks also became the fourth team in NFL history to lead the league in fewest points and yards allowed in back-to-back seasons (2013-14), and first since the 1985-86 Chicago Bears.

Prior to Seattle, Richard spent two seasons (2008-09) as a graduate assistant at USC, working with the defensive backs.

Originally a third round pick (85th overall) by Seattle, Richard played in 38 games with one start for Seattle before playing one season in San Francisco.

Richard lettered four years (1998-2001) at USC, starting his final three seasons. He had eight career interceptions and returned three for touchdowns, along with 125 tackles, 19 deflections and two fumble recoveries.

He received his bachelor's degree in sociology from USC in 2002.

Richard and his wife, Chandra, have one daughter, Alyssa, and two sons, Aiden and Asher.

Kris Richard – Born October 28, 1978, Los Angeles, Calif. Cornerback Southern California 1998-2001. Pro: Cornerback Seattle Seahawks 2002-04, San Francisco 49ers 2005. College Coach: Southern California 2008-09. Pro Coach: Seattle Seahawks 2010-17. Joined the Dallas Cowboys in 2018.

KENDALL SMITH

Assistant Strength and Conditioning

Florida State
NFL: 6th Year • Cowboys: 6th Year



Kendall Smith enters his sixth season as an assistant strength and conditioning coach with the Dallas Cowboys. He works closely with the entire Cowboys roster to ensure the players are in peak physical condition on the field.

Smith previously spent two seasons training athletes to prepare for the NFL Combine at the World Wide Sports Center in Orlando, Fla., under Tom Shaw. Prior to working with athletes, Smith himself trained at the

facility for two years after a four-year career as a linebacker at Florida State (2007-10).

In his time at FSU, Smith played in all 53 games with starts in each of his final 27 games.


He came out of South Sumter High School in Bushnell, Fla., and was a PrepStar All-American and four-star prospect as the 45th ranked player in the nation by Rivals.com.

Kendall Smith – Born December 3, 1987, Bushnell, Fla. Linebacker Florida State 2007-2010. No pro playing experience. Pro coach: Dallas Cowboys 2013-17.

KYLE VALERO

Assistant Wide Receivers

Florida State
NFL: 9th Year • Cowboys: 5th Year



Kyle Valero enters his fifth year in Dallas, and ninth in the NFL, as the club's assistant wide receivers coach, working with new receivers coach Sanjay Lal.

Valero's work with the receivers in 2017 saw Dez Bryant lead the team in receptions (69), yards (838) and touchdowns (six) as Terrance Williams was second with 568 yards and third with 53 catches.

The 2016 Cowboys receiving corps was led by Cole Beasley, finishing with career-highs for receptions (75) and yards (833) as Bryant led the team with eight touchdowns to earn his third Pro Bowl nod - all from a rookie quarterback, Dak Prescott.

In 2015 Terrance Williams stepped up in Bryant's absence (foot), and led the team with a career-high 840 yards while tying for second with a career-best 52 receptions. Beasley hauled in a team-high five touchdowns while tying for second with 52 receptions and placing third with 536 yards - all-career-highs.

Valero worked very closely with a young receiving core in 2014, as Bryant caught 88 passes (12th in the NFL) for 1,320 yards (eighth) and a league-leading 16

touchdowns to earn his second straight Pro Bowl selection. Bryant recorded 11 plays of 25+ yards, the majority coming on acrobatic, leaping plays over defenders. Williams also had a break out campaign, finishing fourth in the NFL with 16.8 yards-per-reception and second on the Cowboys with eight touchdowns.

Valero spent four years as an offensive assistant (2012-13 as assistant wide receivers, 2010-12 as offensive quality control) with the Detroit Lions, where he assisted current Cowboys Offensive Coordinator Scott Linehan. While in Detroit, Valero broke down opponent film and worked on self scouting while also assisting with the club's wide receivers.

Before landing in Detroit, Valero spent two seasons as a student offensive assistant at Florida State (2008-09). He was lined up to be the school's offensive quality control coach for 2010 but took the position with the Lions.

Valero earned a degree in interdisciplinary studies from FSU. He is married the former Ali Baker and they have a daughter, Ava.

Kyle Valero – Born April 24, 1986, Fountain Valley, Calif. College Coach: Florida State 2008-09. Pro Coach: Detroit Lions 2010-13, Dallas Cowboys 2014-17.

MIKE WOICK (WOY-sick)

Director of Strength and Conditioning

Boston College
NFL: 29th Year • Cowboys: 15th Year



The Dallas Cowboys named Mike Woick the team's strength and conditioning coordinator for the 2011 season, and he has directed the team's strength program the previous seven years. Woick, in his second tour with Dallas, served as the club's strength and conditioning coach from 1990-96. Since his first stint with the Cowboys, Woick headed up the strength and conditioning program for the New Orleans Saints (1997-99) followed by the New England Patriots (2000-10). Woick now boasts 38 years of strength and conditioning experience, including 28 years in the NFL.

In 2017 Woick helped get 2016 second round pick Jaylon Smith on the field after spending his rookie season rehabbing an injury suffered in college. Smith returned to form and played in all 16 games, starting six on his way to winning the Ed Block Courage Award.

Additionally, Woick's program helped the team hold up through the final stretch of the season as the club won four of its last five games.

In 2016 Woick worked extensively with rookie quarterback Dak Prescott, who became the first Cowboys rookie to start all 16 games at quarterback, leading the Cowboys to five fourth quarter comeback wins while posting a 106.4 rating in the final quarter in 2016. The offense finished second in the league in time of possession (31:41) and showed great strength up front, converting 20-of-26 (76.9%) third-and-one attempts, third in the league.

The 2015 season saw a rash of injuries, including to two of the team's top players in Romo (IR-collared) and Dez Bryant (foot), but Woick and his staff assisted with the return of Bryant following a five-game absence.

Woicik's program also continued to increase the stamina, strength and speed of the team throughout the season.

The team's off-field work showed in 2014 with their display of stamina throughout games, particularly on offense where Dallas led the league in time of possession (32:26).

In 2013 Woicik's strength and conditioning program helped reduce the number of season-ending injuries and games missed from the previous season. The program also helped to keep the team fresh in the second half of the season, as the Cowboys finished with the highest yards per-carry average (5.3) in the NFL and the second-most scrimmage yards-per-attempt (8.4) in games 8-16.

In 2012 Woicik was able to implement his offseason strength and conditioning program with the aim of helping rookies adjust to the rigors of the NFL while working to improve and lengthen playing careers for veterans.

In his first year back with Dallas, Woicik and the strength staff were faced with getting players ready for the season during training camp without having an offseason of preparation due to the lockout.

Woicik also brings championship experience with him as he has claimed six Super Bowl Championships in his 28 NFL seasons - three with Dallas and three with New England. He has been named to the Professional Football Strength and Conditioning Society's Coach of the Year Award five times (1992, 2004, 2010, 2014

and 2016). As a testament to the success of his strength and conditioning programs, from November through the end of the season, Woicik's teams have posted a 180-98 (.647) record - including playoffs.

Woicik was named the Patriots strength and conditioning coach on Feb. 16, 2000 and initiated programs that contributed to the success of three Patriot Super Bowl teams. Under Woicik, the Patriots were able to sustain lengthy winning streaks during his tenure, compiling an NFL-record 21-game winning streak from 2003-04. In 2007 the Patriots became the first team in the NFL to win 18 consecutive games in a season.

Prior to New England, Woicik spent three seasons under head coach Mike Ditka with the Saints.

Woicik began his NFL coaching career in 1990 with the Cowboys and was voted the NFL's Strength and Conditioning Coach of the Year in 1992. In seven seasons with Dallas, the Cowboys had 12 playoff wins, three Super Bowl Championships and a 39-19 (.672) record through the second half of the season.

Woicik spent 10 years (1980-89) as the strength and conditioning coach at Syracuse University and was the graduate assistant at Springfield, Mass., College (1978-80) where he assisted with track and field as well as the weight room.

Woicik was a standout in football and track at Westwood High School. He earned his Bachelor's degree in history from Boston College and Master's in physical education from Springfield.

Mike Woicik - Born Sept. 26, 1956, Baltimore, Md. No college or pro football experience. College coach: Springfield College 1978-80, Syracuse 1980-89. Pro coach: Dallas Cowboys 1990-96, New Orleans Saints 1997-99, New England Patriots 2000-10, Dallas Cowboys 2011-17.

TODD WILLIAMS

Senior Director Football Administration/
Football Operations



Todd Williams is in his 24th season with the Dallas Cowboys, his 16th season in the club's Player Personnel Department, and was named the club's senior director of football administration/football operations in 2013. In his role, he assists Stephen Jones, the club's director of player personnel, while also overseeing the team's football operations, facilities, equipment, security and player development departments. Williams is primarily responsible for keeping Jones informed on the daily operations of the club. He is also responsible for monitoring the Cowboys salary cap and negotiating most rookie contracts, including many of Dallas' draft choices.

Williams is also responsible for making sure the club maintains compliance with the NFL's Collective Bargaining Agreement and labor related issues. Additionally, he coordinates different areas of football operations and is involved in several other administrative functions within the club. Most recently, Williams was instrumental in coordinating the development of the football offices

and training facilities of the team's world headquarters at The Star in Frisco.

Williams joined the Dallas Cowboys organization as an intern in the operations department during the 1995 training camp in Austin, Texas. He served as an administration and marketing intern through the 1995 season. He was hired as a player personnel assistant in 1996, working closely with the personnel department in processing contracts and coordinating travel plans for free agent tryouts. He was promoted to assistant director of player personnel in 2001.

Williams was a sports management major at the University of Tennessee, where he played tight end for the Vols football team from 1992-94. Prior to Tennessee, he played for Northeast Oklahoma A&M Junior College, helping guide the team to the 1991 National JUCO Championship.

Williams is married to Cyndi Comeaux Williams. He has two children, Kyle and Kamryn, and one stepson, Gauge Doisher.

CRAIG GLIEBER

Assistant Director of Football Operations



Craig Gieber began his career with the Dallas Cowboys as an intern in the front office in 1988. He returned for the 1989 season, again as an intern, but was hired full time in 1990 as an assistant in the football operations department.

Gieber was elevated to assistant director of football operations in 1993, where he assisted with all aspects of team travel while also helping coordinate the team's training camp.

In 2012 Gieber took over the full time role of handling all team travel, including team charters, hotels, ground transportation and equipment trucks for road games. He also coordinates travel and hotels for all vis-

iting free agents as well as newly acquired draft picks, rookie free agents and veteran free agent signees.

While in school at SMU, Gieber was an assistant with SMU football (1985-87). Gieber also worked as a statistician for CBS Sports and Fox Sports Southwest broadcasts for his father, legendary broadcaster, Frank Gieber. Craig also worked as a statistician for Dallas Mavericks broadcasts through 2010.

Gieber earned undergraduate degrees in business administration and radio/TV in 1987 from Southern Methodist University. He then earned his M.B.A. from SMU in 2002.

JASON McKAY

Assistant Director of Football Administration



Jason McKay returned to the Dallas Cowboys organization in 2012 as the club's assistant director of football administration. In his role, McKay assists Senior Director of Football Administration Todd Williams in the daily operations of the football team. McKay also coordinates new player arrivals as well as assists in the set up and operation of the club's training camp, distribution and management of the club's football technology initiatives, including communications, analytics, iPad playbooks and emerging technology. His work allows him to aid the assistant director of football operations in special travel circumstances. McKay played a part in the planning and construction phases of the club's headquarters at The Star in Frisco.

Prior to landing back in Dallas, McKay spent three years with the United Football League (2010-12). He served as the director of football operations for the Hartford Colonials (2010-11) before moving to the UFL

league office for his final season as the director of football administration.

Before venturing to the UFL, McKay worked in the Arena Football League for eight seasons. He was a player personnel assistant for the Dallas Desperados (2001-04), while he was also working in the personnel office for the Dallas Cowboys. He then became the vice president of football operations for the Los Angeles Avengers, a position he held for five years.

McKay first became a part of the Cowboys family in 1993 when he was the manager for retail operations for Texas Stadium Corporation. He moved into the personnel department in 2000, serving as an assistant up until the start of the 2004 season.

McKay earned his bachelor's of science degree in mechanical engineering technology from the University of North Texas. He also earned his real estate license in the state of Nevada.

ADAM PRASIFKA

Director of Salary Cap/Player Contracts



Adam Prasifka enters his 17th year in the Dallas Cowboys Player Personnel department. In his role as director of salary cap/player contracts, Prasifka assists COO/Executive Vice President/Director of Player Personnel Stephen Jones and Senior Director of Football Administration/Football Operations Todd Williams in managing the club's salary cap, negotiating player contracts, and monitoring league transactions.

Prior to working with the Cowboys, Prasifka was a coaching assistant and equipment manager at the University of Arkansas (1999-02). He served as a mechanical engineering intern at DuPont (1998-99) and Cromwell Architects and Engineers (1998).

Prasifka earned his degree in mechanical engineering from the University of Arkansas in Fayetteville. He currently resides in Carrollton, Texas with his wife, Cori, his son, Cash, and two step sons, Jake and Harrison.

BRYAN WANSLEY

Director of Player Development



Bryan Wansley embarks on his 23rd year with the Dallas Cowboys and his 12th season as director of player development. He began his career in 1995 as an intern in the football operations department.

In his role, Wansley works with current and former players and their families to achieve a successful, well-balanced and healthy life during and after their playing experience. Player Development accomplishes its mission through peer-to-peer engagement of the NFL player community with innovative program and service offerings that meet the dynamic needs of the athletes and their families.

Wansley provides programs aimed at player development and wellness during each season and offseason. He also coordinates programs to push individual and team growth through special team related functions which includes visits to military bases during training camp and setting up prominent speakers to address the team throughout the year on leadership and awareness.

He also works closely with the rookies as they transition into the NFL, providing assistance and programs on areas as mental wellness, financial responsibility (budgets and credit), substance abuse (DUI), domestic violence, relationships, stress management and media/social media training.

Since the 2012 season, Wansley has been responsible for the coordination of the Dallas Cowboys yearly training camp which includes overseeing hotel accommodations and travel coordination for all players and staff, assisting local city officials on planning fan experiences and overseeing and coordinating office planning and setup strategy.

Before heading up Player Development, Wansley served as an assistant in football operations for six seasons (2001-06).

Wansley received his bachelor's of arts degree in sports management from Harding University. In 2012 he received his athlete development certification from Wharton.

WILL McCLAY

Vice President Player Personnel



Will McClay is in his 16th season working in the Cowboys Personnel Department, was named the club's assistant director of player personnel in 2013 and senior director of pro/college scouting in 2015. He was named Vice President, Player Personnel in 2017, and he will continue to oversee the club's NFL Draft process while also playing a role in free agent and trade acquisitions.

In 2018 the Cowboys broke a three-year trend of drafting heavily on the defensive side of the ball, using six-of-nine picks on offensive players to infuse some youth and explosion into their attack. Dallas drafted versatile linebacker Leighton Vander Esch with its first pick, and then spent its next two selections on guard Connor Williams and wide receiver Michael Gallup. The Cowboys bolstered their pass rush with defensive end Dorian Armstrong and then selected one of the best all-around tight ends in the draft in Dalton Schultz with their two fourth round picks. For just the sixth time since 1989, Dallas selected a quarterback with the pick of Mike White in the fifth round, and then added another linebacker in Chris Covington before closing with two more offensive weapons in Cedrick Wilson and Bo Scarbrough.

The club concentrated on the defensive side of the ball in the 2017 NFL Draft, selecting defensive players with seven-of-nine picks, including four defensive backs. With the 28th overall pick, Taco Charlton (Michigan) was selected to immediately bolster the pass rush. Defensive back Chidobe Awuzie was taken in the second round and cornerback Jourdan Lewis was selected in the third. The kicking game was improved with the selection of wide receiver and punt return specialist Ryan Switzer in the fourth round before the defensive backfield was addressed in the sixth round - Xavier Woods and Marquez White, along with two defensive linemen in the seventh.

In working to improve the club through the 2016 NFL Draft, McClay helped bolster the offensive side of the ball as the club selected running back Ezekiel Elliott with the fourth overall pick. The club added to the defense, securing linebacker Jaylon Smith (second round), defensive tackle Maliek Collins (third round) and defensive end Charles Tapper (fourth round). The Cowboys then drafted a quarterback for just the fifth time since 1989 when they selected Dak Prescott with their second fourth round pick. Dallas closed out the draft with four sixth round picks, first selecting cornerback Anthony Brown, then safety Kavon Frazier and running back Darius Jackson. With their final pick, the Cowboys added collegiate basketball player Rico Gathers to work him as a tight end.

In his second NFL Draft in 2015, McClay helped Dallas continue its youth movement by securing two first round talents with just one first round pick - defensive back Byron Jones (27th overall) and pass rusher Randy Gregory (second round). Leading up to the team's rookie minicamp, the club also secured a projected first rounder in offensive lineman La'el Collins. The third round saw Dallas add Chaz Green to continue to add youth and depth to the offensive line, before focusing on defense with three of their last four picks.

McClay oversaw his first NFL Draft in 2014 as the club continued to infuse the roster with talented building blocks for the present and future. With their first pick, the Cowboys drafted Notre Dame All-American offensive lineman Zack Martin (16th overall), marking

the third time in four years the club selected an offensive lineman in the first round, to pair with fellow first round picks Tyron Smith (2011) and Travis Frederick (2013). In the second round, the Cowboys moved up in a trade with Washington to select DeMarcus Lawrence (34th overall) - one of the top pass rushing defensive ends in the draft. Without a third round pick, the Cowboys took linebacker Anthony Hitchens.

In his earlier role as the director of football research (2011-13), McClay evaluated players on other NFL rosters and in other leagues, scouting Cowboys opponents using advanced scouting and analytic methods while also overseeing the scouting department's technology tools.

McClay was a pro scout (2002-08), then pro scouting coordinator (2009-10), and he was responsible for sifting through free agents and locating some of the team's most notable signings before and during the season. Two of those signings were wide receiver Laurent Robinson - who was signed early in the 2011 season and went on to lead the team with 11 touchdowns - and George Selvie in 2013, who signed during training camp and went on to start all 16 games at defensive end while tying for the most tackles for loss (seven) and logged the second-most sacks on the team (7.0).

McClay helped uncover a pair of defensive starters with the free agency signing of Jeremy Mincey, who led the club with 6.0 sacks and 39 pressures in 2014, and linebacker Rolando McClain, who was acquired in a trade with Baltimore. McClain stepped in to finish second on the team with a career-best 108 tackles, starting in place of Sean Lee (IR-knee) for the entire 2014 season. In 2015 he was instrumental in acquiring Brice Butler after the injury to Dez Bryant and 2016 saw free agent Benson Mayowa lead the team with 6.0 sacks.

McClay originally came to Dallas as the defensive coordinator for the Dallas Desperados (2002-03) of the Arena Football League. He was the club's head coach for five seasons (2004-08), helping lead them to a league-best 15-1 record and consecutive Eastern Division Championships (2007-08). In his five seasons as head coach, he led the Desperados to a 54-24-1 record and was named AFL Coach of the Year in 2006.

Before joining the Cowboys and Desperados, McClay was the assistant director of pro scouting for the Jacksonville Jaguars. In his only season (2001) with the Jaguars, he was charged with scouting NFL teams in the preseason and advance scouting work during the season. Before joining the Jaguars, he served as the player personnel director of the XFL's Orlando Rage, as well as a consultant and scout, in the spring of 2001. The Rage finished the season 8-2 before falling in the first round of the playoffs.

Prior to moving into the personnel side of professional football, McClay spent 11 seasons in the AFL as a player and coach. He served as defensive coordinator and director of player personnel for the Grand Rapids Rampage in 1998. He added the title of assistant head coach in 1999, when the Rampage improved to an 8-6 record after posting a 3-11 campaign the previous season. In 1997 he was the defensive coordinator and director of player personnel for the Anaheim Piranhas after serving as the defensive coordinator for the Milwaukee Mustangs in 1995 and the Florida Bobcats in 1996.

McClay was the secondary and special teams coach of the Detroit Drive in 1993, helping the team reach the ArenaBowl. From 1989-92 he was a wide receiver/defensive back for the Drive, helping lead them to three ArenaBowl titles in four appearances.

McClay was a four-year letterman and captain as a defensive back at Rice University (1985-88), starting every game of his collegiate career. He graduated in 1990 with a degree in political science. McClay has one son, Gabriel.

TOM CISKOWSKI (sis-COW-ski)

Senior Personnel Executive



Tom Ciskowski is the Dallas Cowboys senior personnel executive. He headed up the scouting department's work for the NFL Draft from 2008-13.

In his first draft as the top scout in 2008, he helped the organization address two positions of concern in landing a running back and a cornerback with Felix Jones and Mike Jenkins heading the list as two first round selections. The club also gained two additional picks in the 2009 NFL Draft through trades.

Despite trading out of the second round in 2009 to leave Dallas without a first-day selection, Ciskowski's second draft saw the club select 12 players - the most selections the club made since the draft was shortened to seven rounds in 1994.

The team landed two players that they had high first round grades on in the 2010 NFL Draft in wide receiver Dez Bryant (24th overall) and linebacker Sean Lee (55th overall).

In 2011 Dallas selected an offensive lineman, Tyron Smith, with the ninth pick in the draft, the fourth time in club history Dallas selected an offensive lineman in the first round. The Cowboys took linebacker Bruce Carter (40th) and a do-it-all running back in DeMarco Murray (71st) in the second and third rounds, respectively.

The Cowboys traded up in the first round of the 2012 NFL Draft to land arguably the best corner in the draft in Morris Claiborne with the sixth overall pick. The team did not have a second round choice due to the trade, but added a big, athletic defensive end, Tyrone Crawford (81st), in the third round. On the final day of the draft the club added two linebackers, Kyle Wilber (113st) and Caleb McSurdy (222nd), a safety in Matt Johnson (135th), a wide receiver, Danny Coale (152nd) and tight end James Hanna (186th).

In 2013 Ciskowski guided a draft that helped build a foundation of youth on the offense with the selection of center Travis Frederick (31st). Dallas traded out of the 18th spot (to 31) and picked up the 74th pick. In the second round, a pass-catching tight end was netted in Gavin Escobar (47th). Dallas' two picks in the third round were wide receiver Terrance Williams (74th) and safety J.J. Wilcox (80th). In the fourth round,

cornerback B.W. Webb (114th) was selected, followed by running back Joseph Randle (151st) in the fifth and linebacker DeVonte Holloman (185th) in the sixth.

Ciskowski originally joined the Cowboys scouting department in 1992 and finished his seventh season as the club's assistant director of college scouting in 2007. He observed first-hand the top college prospects and also helped organize the club's entire college scouting operation. In his first season with the Cowboys, he served as a scout administered by the BLESTO Scouting Combine. Ciskowski became an area scout in 1993, working in the west for five years before moving to the southeast from 1998-2000.

Before becoming a scout, Ciskowski spent 15 years in the coaching ranks, the first two (1977-78) as an assistant at Pawhuska, Okla., High School. In 1979 he moved into the college coaching ranks, becoming the secondary coach at East Central University in Ada, Okla. While at ECU, he earned his master's degree in athletic administration. The following year, he moved to Arizona State University, working with the defensive line as a graduate assistant for the 1980-81 seasons.

In 1982 Ciskowski moved to Oklahoma State, joining the staff of former Dallas offensive line coach Tony Wise, before becoming the offensive line and tight end coach at Wichita State in 1984. After that season, Ciskowski joined the University of Miami as a volunteer assistant, working with former Dallas defensive coordinator Butch Davis and the defensive line.

From 1986-89 Ciskowski worked with the offensive and defensive lines, first at New Mexico State for two seasons, and then at UNLV for two more. Before coming to Dallas, he coached the defensive line at College of the Sequoias in Visalia, Calif., from 1990-91. Thirteen of the team's players went on from the junior college to play Division I football in 1992.

A native of Medford, Okla., Ciskowski attended Medford High School and earned his bachelor's degree from Cameron University, where he also played football. He and wife, Jan, live in Coppell, Texas, with sons, Jeremy and Joshua, and daughter Julianna.

ALEX LOOMIS

Director of Pro Scouting

Alex Loomis joined the Dallas Cowboys Scouting Department in July 2009 as the club's pro scouting intern. He became the pro scouting assistant leading up to the 2011 season, a pro scout in 2012 and the pro scouting coordinator in 2015. He was named director of pro scouting in 2017 where he is in charge of evaluating players and rosters from the NFL and other professional football teams. Loomis is also responsible for advance scouting, free agency preparation and tracking player movements within the league. He will

continue in his role assisting with the NFL Combine and assisting in the team's draft preparations.

Loomis spent nine summers (2000-09) with the New Orleans Saints, seven as an operations intern and the final three as a scouting intern.

He graduated from Louisiana State University with a degree in business management. Loomis and his wife, Amanda, have one son, Miles, and reside in Lewisville.



LIONEL VITAL

Director of College Scouting

Lionel Vital joined the Dallas Cowboys scouting department early in the spring of 2016 as the club's director of college scouting. He spent three seasons (2013-15) as the Atlanta Falcons director of player personnel after coming to Atlanta in 2007 as the club's assistant director of player personnel - a position he held until 2011. In 2012 Vital was the Falcons associate director of player personnel. During his time in Atlanta, Vital worked closely with General Manager Thomas Dimitroff on most college scouting directives, including evaluating the top-150 college prospects in his role as a national scout. He also graded the top NFL unrestricted free agents at all positions, additionally managing any special projects with the general manager.

Vital served two tours with the Baltimore Ravens, the most recent from 2005-07 where he scouted schools across the country as a national scout, concentrating on defensive lineman. During his time in Baltimore, Vital was awarded the inaugural Fritz Pollard Alliance Scouting Award, which is given to the top African-American scout in each conference.

From 2001-04 Vital was the assistant director of college scouting for the New England Patriots after serving as a national scout for the team in 2000.

Vital scouted the southeast region from 1997-99 for the N.Y. Jets after breaking into the NFL scouting ranks with the Cleveland Browns in 1991, originally hired by Bill Belichick. Vital moved to Baltimore with the Browns for the Ravens inaugural 1996 season as a college scout.

Before becoming an NFL scout, Vital was director of player personnel for the Montreal Machine of the World League of American Football for two years (1990-91).

A native of Loreauville, La., Vital graduated from Nicholls State and as a running back, was selected in the seventh round (185th overall) of the 1985 NFL Draft by the Washington Redskins. He also played in the Canadian Football League, first with the Calgary Stampeders (1986) then the Saskatchewan Roughriders (1989).



CHRIS HALL

Assistant Director of College Scouting



Chris Hall, now in his 29th season with the Cowboys, was named the assistant director of college scouting prior to the start of the 2014 season. He previously served as the club's college scouting coordinator, a position he assumed in 2001. In that capacity, he is charged with the day-to-day operation and organization of the college scouting portion of the Personnel Department, including the creation and sorting of college player information that ultimately becomes the NFL Draft. Hall also spends time on the road locally covering Texas and Oklahoma schools along with other various trips, while monitoring the college scouting database daily, writing both college and pro player evaluations and organizing the highly successful post-draft free agent signing period that has helped the team sign impact undrafted free agents such as Barry Church in 2010, Dan Bailey in 2011 and Cole Beasley, Lance Dunbar and Ron Leary in 2012 and Jeff Heath in 2013.

Hall is responsible for the organization of the annual Dallas Day - which allows visits from local college prospects each year - and also coordinates the yearly 30 pre-draft top college prospect player visits allowed by the NFL before the yearly NFL Draft.

He also assisted National Invitational Camp (NIC) for the last 20 years in the operations of player arrival, check-in and execution of the NFL Scouting Combine in Indianapolis, Ind.

Hall originally joined the Cowboys scouting department in 1990 as a scouting assistant, where he was responsible for processing player reports, organizing film and working closely with the college scouts in managing and scheduling projects. Prior to joining the Cowboys, Hall worked briefly in the athletic offices at Southern Methodist University.

Hall graduated from Southern Methodist in 1990 with a degree in advertising. He resides in Coppell, Texas, with his wife, Susan, and two daughters, Izabella and Victoria.

JIM ABRAMS

West Coast Area Scout



Jim Abrams joined the Dallas Cowboys Scouting Department in 2012 as the team's west coast scout. Abrams previously spent seven years (2005-11) with the Tampa Bay Buccaneers where he was a national scout with specific emphasis on the western region, a position he was elevated to in 2006. Prior to joining Tampa Bay, he served 13 years with the San Francisco 49ers. Abrams spent his first two seasons (1992-93) with the 49ers as a scouting assistant before spending the next seven seasons (1994-00) as a regional scout. He later spent four years (2001-04) as a national scout for the 49ers.

A 1987 graduate of Kent State, Abrams served as a graduate assistant at UNLV (1988), Purdue (1989-90) and Ohio State (1991). He served as a linebackers coaching assistant at all three schools. Born in Warren, Ohio, Abrams attended McAteer High School in San Francisco before attending City College of San Francisco (1981-82). He later transferred to Kent State (1983-87), where he played free safety and earned a bachelor's degree in physical education. Abrams and his wife, Penny, reside in Thousand Oaks, California, with their sons Aleksandr James and Sedrick Jameson.

RICH BEHM

Scouting Video Coordinator

Rich Behm joined the Dallas Cowboys as a video assistant in 2002 and was responsible for shooting team practices and games. In 2004 he moved to the scouting department where he was responsible for compiling college regular season games, bowl games and all-star game video as well as NFL combine video and creating point of attack cutups for draft meetings. Behm also assists the scouts on the road, coordinating their digital video needs. He is also responsible for evaluating both college and pro players.

Prior to joining the Cowboys, Behm worked in hotel management while attending the University of Texas at Arlington.

Rich and his wife, Michelle, have two sons, Taylor and Peyton, and three daughters, Kendall, Brooklyn and Hallie. Behm's brother, Chris, works for Blue Star Media, the club's television and Radio Broadcast Department.



DREW FABIANICH (FAY-bee-on-itch)

National Scout

Drew Fabianich joined the Cowboys Scouting Department in 2003 as a scout administered by the BLESTO Scouting Combine. He served as the Cowboys midwest area scout from 2004-07 before becoming a national scout for the club in 2008.

Prior to joining the Cowboys, Fabianich spent 17 years coaching high school and college. Most recently, he was the defensive coordinator/linebackers coach at W.T. White High School in Dallas, Texas (1999-01). From 1996-99 he was the defensive coordinator/linebackers coach at Northeast Louisiana University. Prior to that, he was the defensive coordinator/linebackers coach at the University of Tennessee-Martin (1993-96).

Fabianich was the defensive ends/special teams defense coach at the University of Tennessee (1991-93). In 1989 he worked as a graduate assistant/defen-

sive ends and special teams defense coach at Baylor. He started his coaching career in 1984 at Mesa State College and spent five seasons there as a quarterbacks and receivers coach/passing game coordinator.

Fabianich lettered as a quarterback at Mesa State College and participated in the 1982 NAIA National Championship Game before a spinal injury in 1983 ended his career. A two-year starter at Longmont, Colo., High School, Fabianich passed for over 2,500 yards.

He graduated with a degree in kinesiology from Mesa State College in Colorado in 1988 and went on to Baylor University to work on his master's degree in sports administration. Fabianich and his wife, Heather, reside in McKinney, Texas and have four children - Ashleigh, Dominic, Markus and Landis.



SAM GARZA

Southwest Area Scout

After nine years in the coaching realm, Sam Garza entered the personnel arena as a pro scout with the Cowboys in 2005. In 2008 he moved over to the Col-

lege Scouting Department, serving as the southwest area scout (2008-09), west coast scout (2010-11) and then back to southwest scout in 2012. As a pro



scout, he worked closely with then Assistant Director of Pro Scouting Brian Gaine, in evaluating players around the NFL and NFL Europe, as well as the Canadian Football League and the Arena Football League.

Garza came to Dallas after serving as the running backs and quarterbacks coach for the Saskatchewan Roughriders of the CFL in 2004. Prior to returning to Canada, he was the quarterbacks coach at the University of Texas-El Paso for four years (2000-03). In 1998 Garza was the receivers coach for Saskatchewan before being promoted to quarterbacks/receivers coach in 1999. He began his coaching career at his alma mater as UTEP's defensive graduate assistant in 1996 before moving to wide receivers coach in 1997.

Garza was selected in the eighth round by the Seattle Seahawks in 1987 as a quarterback, but spent the season with the St. Louis Cardinals, seeing action in two games. He spent seven years in the CFL - six with Winnipeg (1989-94) and one with Ottawa (1995).

Collegiately, Garza was one of the most prolific passers in UTEP history where he finished ranked second in completions (483) and completion percentage (59.1%) and fourth in attempts (817), passing yards (6,130) and touchdown passes (35).

A native of Corpus Christi, Garza (7/10/65) received his bachelor's degree in kinesiology from UTEP in 1995. He and wife Barbara have three sons, Callen, Shane and Jack, and a daughter, Hailey.

TERRY GRAY

Pro Scouting Coordinator



Terry Gray joined the Dallas Cowboys in a full-time role in 2017 as the club's pro scouting coordinator. In his role, Gray tracks league transactions, develops opponent advanced scouting reports and evaluates league free agents. He is also charged with managing the NFL player database, and giving recommendations for free agent or waiver wire acquisitions.

Starting with his time as a coach with the Desperados (2005) up until coming on full time, Gray consulted for the Cowboys personnel department.

Prior to becoming a full-time member of the Cowboys scouting department, Gray spent 10 seasons (1994-95, 1997-98 and 2001-06) as a coach or scout with the Arena Football League, including a stint with ArenaBowl XV winners Grand Rapids Rampage in 2001. He originally landed in Dallas as an assistant coach for the Cowboys-owned AFL team,

Dallas Desperados, where he worked under Head Coach and current Dallas Cowboys Vice President of Player Personnel Will McClay.

In 1996 Gray coached tight ends at his alma mater, Baylor.

Before working in coaching and player personnel, Gray played professionally for the World League of American Football and NFL (1990-93), including stints with the L.A. Rams and Houston Oilers. He played along the offensive line at Cisco Junior College (1986-87) and finished his collegiate career at Baylor (1988-89).

Gray holds an associate's degree in applied arts from Cisco Junior College and a bachelor's in education from Baylor University.

Gray and his wife, Mary, were married in May, 2016.

WALTER JULIFF

National Scout



Walter Juliff enters his 35th season as an NFL scout and 31st year with the Cowboys. Juliff served as the Cowboys southeast area scout from 2001-07 before becoming a national scout for the club in 2008. He served as assistant director of college and pro scouting for the club from 1995-00 after spending the previous eight years as a national and area scout. He was also responsible for signing college free agents from 1992-00.

Before becoming a full-time scout, Juliff spent two seasons as a graduate assistant at the University of Texas. He was also an assistant with the Kerrville Tivy football and track teams, the Abilene Cooper High

School football and baseball teams and the Houston-Kingwood High School football and baseball teams.

Juliff began his coaching career as a graduate assistant at Angelo State, where he spent two seasons. In 1978 the Rams went undefeated and won the NAIA national championship, then lost in the national semifinals the next year. A native of San Angelo, Texas, Juliff starred in football and as a hurdler in track at Central High School.

Juliff, who lives in Austin, Texas, earned his bachelor's degree from Angelo State University, where he also ran track, and his M.B.A. from Texas. He and former Cowboys quarterback Jerry Rhome are cousins.

MITCH LAPOINT

National Scout



Mitch LaPoint joined the Cowboys Scouting Department in 2005 and served as the team's west area scout for three seasons before moving to the southeast area in 2008. For the 2015 season, LaPoint was named one of the club's national scouts. LaPoint spent seven years (1998-04) working in the Kansas City Chiefs player personnel department. From 2002-04, he served as the club's midwest area scout and football operations coordinator. As part of his opera-

tions responsibilities, he coordinated the Chiefs training camp at the University of Wisconsin - River Falls.

From 1999-01 LaPoint was an assistant in the scouting department, after spending 1998 as an intern.

The Lawrence, Kan., native received his bachelor's degree in sports management from the University of Kansas in 1998. LaPoint and his wife, Jenny, have two sons, John and Sam, and reside in Tulsa, Okla.

BRETT MAXIE, II

College Scout



Brett Maxie, II joined the Cowboys Scouting Department in 2017 as a college scout after serving as an intern in the department for two years.

In his role, he is assigned area scout duties while also continuing to work in-house, helping with scouting operations.

While an intern in the department, Maxie assisted in the evaluation and scouting of upcoming opponents

while also helping the complete college scouting process leading up to the NFL Draft.

The Metairie, La., native received his bachelor's degree in communications from Kent State in 2014, while also playing quarterback for the school's football team.

Maxie's father, Brett, currently coaches defensive backs for the Tampa Bay Buccaneers and formerly coached Cowboys defensive backs (2008-11).

HENRY SROKA

Pro Scout



Henry Sroka joined the Cowboys in 1999 after 18 years as a college coach and served as their southwest area scout for the 2006-07 seasons before moving to west area scout in 2008-09 and pro scout in 2010. In 2003 he became the club's midwest area scout after four years of working for Dallas as a scout administered by the BLESTO Scouting Combine. Sroka first gained NFL experience during a coaching fellowship with the Detroit Lions during training camps in 1991-94.

Prior to joining the Cowboys, Sroka spent the 1998 season as defensive backs coach at the Univer-

sity of Redlands. From 1988-97 he coached running backs under former Dallas scout Jim Hess at New Mexico State University and was part of the school's first winning season in 14 years when the team posted a 6-5 mark in 1992. Prior to that, Sroka was the strength and conditioning coach, kicking coach and defensive backs coach at Wichita State University from 1985-87. He served as a graduate assistant coach at Arizona State from 1981-85, where he worked with the Sun Devils kickers and running backs.

Sroka graduated from St. Mary's College in California in 1978 and went on to earn a master's degree

from Arizona State. He was a running back and kicker for St. Mary's, where he was awarded the Albert Rahill Award for team loyalty. Prior to playing for St. Mary's, Sroka was a running back and kicker for the College of San Mateo.

Sroka was born in Mexico City, Mexico. He and his wife, Linn, are the parents of a daughter, Maria del Pilar, and sons, Dominic and Mikael.

JUSTIN STUCKY


Northeast Area Scout

Justin Stucky joined the Cowboys Scouting Department as the club's college scouting intern in July 2009. He was a college scouting assistant in 2011, became the team's combine scout in May 2012 and for the 2015 season, was named the northeast area scout. In his role as combine scout, Stucky covered the midwest region, compiling and generating draft prospect scouting information for National Football

Scouts, Inc. He now serves as a club scout for the northeast area of the country.

Stucky graduated from the University of Kansas with a degree in sports management and a minor in business, where he was a freshman walk-on safety.

He and his wife, Katie, have one daughter, Julie, and reside in Frisco.



CHRIS VAUGHN

Southeast Area Scout

Chris Vaughn joined the Dallas Cowboys in 2017 as the team's southeast area scout. Vaughn came to the Cowboys personnel department with 18 years of collegiate coaching experience, most recently spending two seasons in Austin at the University of Texas.

While with the Longhorns, Vaughn coached defensive backs (2014-15) while also serving as the school's special teams coordinator in 2014.

Before coaching in Austin, Vaughn coached cornerbacks at Memphis for two seasons (2012-13). He was at Memphis for two years, coaching cornerbacks after spending four seasons as the defensive backs coach/recruiting coordinator at Ole Miss.

Vaughn was at Arkansas for eight years coaching linebackers, safeties, cornerbacks and serving as the director of on-campus recruiting (2006).

Vaughn had a brief stint (Jan.-Feb., 2000) at Tulsa as his first coaching job, after serving as a graduate assistant at Arkansas in 1999.

Vaughn earned four letters as a linebacker at Murray State, winning Ohio Valley Conference titles in 1995 and 1996. A native of Tallahassee, Fla., Vaughn and his wife, Marquette, have a son, Chris II, and two daughters, Cienna Marquette and Camryn McNeil.



ROSS WUENSCHÉ (WIN-she)

Midwest Area Scout

Ross Wuensché became a full time scouting assistant in 2013 after spending the 2012 season as an intern in the Personnel Department, and in 2015,

he became an area scout. In his role as a scouting assistant, Wuensché assisted scouts while they were on the road and focused his time as a college area



scout in 2015 and covered the midwest/mid-states while also evaluating collegiate talent. He is responsible for making college player cut ups

Prior to joining the Cowboys, Wuensche worked

for the Texas A&M football team. He graduated from A&M with a degree in sports management and a minor in business.

Wuensche resides in Grapevine, Texas.

JIM MAURER

Head Athletic Trainer

Jim Maurer begins his 29th season as a Dallas Cowboys athletic trainer, serving the last 23 years as the club's head athletic trainer.

Following the 2016 season, Maurer was named NFL Athletic Trainer of the Year by The NFL Physicians Society. Maurer originally took over responsibility of the Athletic Training Department in 1996 after serving as an assistant athletic trainer in Dallas for six years. He served as a graduate assistant with the Cowboys for two seasons prior to being hired full time in 1990.

Maurer was elected to the Professional Football Athletic Trainers Society (PFATS) Executive Board as the NFC head athletic trainer representative in 1999. He was re-elected to the same position for a fourth term in 2007 and held the position until 2010. Fol-

lowing the 2002 season, Maurer and his staff were recognized as the NFL Athletic Training Staff of the Year by their peers. Named in honor of Ed Block - a former Baltimore Colts head athletic trainer - the award is given annually to the athletic training staff that exemplifies courage, compassion, commitment and community. Maurer was also appointed to the NFL Musculoskeletal Committee in 2018.

A Dallas native, Maurer earned a degree in physical education in 1988 from Southern Methodist University, where he worked with the football and swim teams.

Maurer worked as a summer assistant with the Kansas City Chiefs in 1987, after spending the summer of 1986 with the Cowboys in the same capacity. Maurer has two sons, Nicholas and Benjamin.



BRITT BROWN

Associate Athletic Trainer Director of Rehabilitation

Britt Brown is in his 26th year as an athletic trainer in the NFL and his 22nd as a member of the Cowboys athletic training staff. As associate athletic trainer/director of rehabilitation, Brown supervises the Cowboys medical rehabilitation program and assists with treatment programs.

Leading into the 2017 season, Brown devoted countless hours working with linebacker Jaylon Smith on his return from injury. After tearing the ACL, MCL and suffering nerve damage in his left knee in his final collegiate game, Smith was drafted by Dallas in the second round of the 2016 NFL Draft and missed his entire rookie season while rehabbing the injury. Smith returned to game action in 2017 and played in every game, seeing time on 59.1% of defensive snaps for the Cowboys at linebacker while finishing second on the team with 99 tackles and one sack with four tackles for loss and two forced fumbles. For his work, Smith was named the team's 2017 Ed Block Courage Award recipient.

In 2016 Brown was charged with rehabbing Dez Bryant, who suffered a fractured leg early in the season, only to return to full form, missing just three games to earn him a bid to the Pro Bowl as an injury replacement. Brown also helped Tyron Smith work through back and shoulder injuries en route to his fourth consecutive Pro Bowl.

The 2015 season saw the return of Sean Lee following a torn ACL in spring practices. Brown's work in getting Lee back to form enabled the linebacker to start all 14 games he played, lead the team with 156 tackles, earn his first trip to the Pro Bowl and be voted the club's Ed Block Courage Award winner. In 2014 Brown helped get Tyrone Crawford back on the field after tearing his Achilles early in the 2013 training camp. Crawford went on to start all 15 games and was voted the club's Ed Block Courage Award winner. Tony Romo, who rehabbed with Brown after back surgery at the end of 2013, returned to the field in 2014 and missed just one game, finishing



with his most efficient season, leading the NFL with career-bests and club-records for rating (113.2) and completion percentage (69.9%).

One of Brown's biggest charges came before the 2012 season started as Jason Witten suffered a spleen injury in the preseason. Brown's work in Witten's rehab process allowed the perennial Pro Bowler to return in time to start the season, play all 16 games and earn his eighth trip to the Pro Bowl. For his work in 2012, Brown was named the 2012 NFC Assistant Athletic Trainer of the Year.

Prior to coming to Dallas, Brown spent four years (1992-95) with the Miami Dolphins as an assistant athletic trainer. Brown currently serves as the Program Coordinator for the NFL/Professional Football Athletic Trainers Society (PFATS) Ethnic Minority Scholarship. Following the 2002 season, Brown and the Cowboys athletic training staff were recognized


as the NFL Athletic Training Staff of the Year by their peers.

Before joining the Dolphins, Brown was the head basketball athletic trainer and assistant football athletic trainer at Southern Methodist University from 1989-92, where he also coordinated travel for the Mustangs basketball team. While earning a degree in secondary education/biology with an emphasis in athletic training (1982-87) and a master's degree in physical education/exercise physiology (1988-89) from Texas Christian University, he worked with the Horned Frogs football and baseball teams as a student athletic trainer. Brown worked as a part-time assistant athletic trainer for the Cowboys in 1986 and 1987 while attending TCU.

A native of Lampasas, Texas, Brown and his wife, Laura, live in Double Oak, Texas, with their son, Chase, and daughters, Sydney and Payton.

GREG GAITHER

Assistant Athletic Trainer



Greg Gaither enters his 18th season as a full-time member of the Cowboys athletic training staff after originally serving a two-year stint with the club as a graduate assistant (1997-98). He assists with coordinating player rehabilitation and treatment programs while overseeing all medical records.

Following the 2002 season, Gaither and the rest of the Cowboys athletic training staff were recognized as the NFL Athletic Training Staff of the Year by their peers. Named in honor of Ed Block - a former Baltimore Colts head athletic trainer - the award is given annually to the athletic training staff that exemplifies courage, compassion, commitment and community.

Gaither returned to the Cowboys after two years on the athletic training staff at Kansas State University. He originally joined the Wildcats in the summer of 1999 as a graduate assistant working in both football and baseball. In 2000 he was promoted to a full-time role as assistant athletic trainer.

A native of Dallas, Gaither graduated from Southern Methodist University with a bachelor's degree, and received his master's degree from Kansas State University. Gaither and his wife, Leah, reside in Dallas with their son, Grayson and daughter Haley.

HANSON YANG

Assistant Athletic Trainer Physical Therapist



Hanson Yang enters his seventh season with the Dallas Cowboys Athletic Training department as an assistant athletic trainer and physical therapist. In his role, Yang will continue to assist the athletic training staff with their day-to-day responsibilities as well as work with Director of Rehabilitation Britt Brown in the rehab process of injured players.

Yang arrived in Dallas after spending six years working at the University of Texas at Austin, first as a student athletic trainer for the football, men's basketball, tennis, swimming and rugby teams (2002-06), then as a physical therapy aid and athletic trainer for

the school's student health services. He continued his work in the field of physical therapy and rehabilitation at Health South Rehabilitation Hospital in Wichita Falls, Texas, Methodist Hospital in Houston, Texas, The Institute for Sports and Spine Rehab in Plano, Texas and at Elite Sports Medicine in Waco, Texas.

Yang received his degree in athletic training from the University of Texas, then his master's in Kinesiology from the University of Nevada, Las Vegas. He earned his doctorate in physical therapy from Texas Tech in 2012.

Yang and his wife, Sarah, were married in April, 2015 and have a daughter, Lucy.

SCOTT SEHNERT

Director of Sports Performance

Scott Sehnert was named the Dallas Cowboys director of sports performance leading into the 2016 season. In his role, Sehnert works closely with the athletic trainers and strength and conditioning coaches in developing player-specific nutrition and recovery plans.

Sehnert came to Dallas after spending the previous seven years as the sports dietitian at Auburn University. In his role at Auburn, Sehnert oversaw the sports nutrition needs for AU's 21 varsity sports, including nutrition education, counseling, training tables, body composition analysis and supplement evaluation.

Sehnert earned his bachelor's degree in dietetics from Ball State in 2003. He earned his first master's degree in nutritional sciences with a wellness and sports nutrition emphasis from the University of Kentucky in 2005. He completed his clinical training at UK's Chandler Medical Center and the Lexington V.A. Hospital.

Sehnert then earned a master's in Kinesiology with a concentration in exercise physiology from Michigan State University in 2009.

Upon completion of his first masters and clinical training, Sehnert spent three months as an intern with the U.S. Speed Skating Team and the University of Utah Sports Nutrition Program (2005). While working towards his second master's, Sehnert was the coordinator of sports and cardiovascular nutrition program at Michigan State. During the final year of his master's program, he worked as an intern with the Spartans strength and conditioning staff.

Sehnert is a Registered Dietitian with the Academy of Nutrition and Dietetics (AND) and is a member of the Sports, Cardiovascular and Wellness Nutrition group. He also holds certifications with the AND as a Board Certified Specialist in Sports Dietetics and with the National Strength and Conditioning Association as a Certified Strength and Conditioning Specialist. He is an active member with the Collegiate and Professional Sports Dietitians Association.

Sehnert and his wife, Beth, have a son, Leland and a daughter, Lyla.



ROBERT BLACKWELL

Director of Video

Robert Blackwell is in his 38th year in the Cowboys video department, and his 30th as the team's director of coaching video. Blackwell is responsible for acquisition and maintenance of the club's vast digital video library of NFL and college games. He is also in charge of generating video, stats and scouting reports on upcoming opponents for the coaching staff. Blackwell is responsible for the input of Dallas Cowboys game video and its conversion to iPads for coaches and players to review immediately after games. Since 1988 Blackwell has served as the Dallas Cowboys representative at the NFL Draft.


A native of Garland, Texas, Blackwell earned his degree in communications from Stephen F. Austin State University, and later shot game films for Southern Methodist University's football and basketball programs (1979-84).

He and wife Diana live in Coppell, Texas. They have two children, Nate and Lora, and a grandchild, Rivers.



STEPHEN GAGLIARDINO

Assistant Director of Video



Stephen Gagliardino became the club's assistant video director in the spring of 2003 after spending the 2002 season as the department's graduate assistant. He is responsible for filming each game and practice, then editing it for players and coaches to review. In his current position, Gagliardino helps with the various department processes that provide coaches, scouts and players with video content necessary in weekly game prep, self-evaluation and talent acquisition.

Today, the video department manages HD content on various video networks, allowing the players and coaches to watch film anywhere on their iPads, laptops and other mobile devices. Over the years, Gagliardino has helped with the transition through three major format and software upgrades to NFL

video - analog tape to digital tape, digital tape to non-linear SD and network SD to full HD.

Gagliardino joined the Cowboys after spending the 2001-02 seasons in NFL Europe, where he handled the coaching video for the Scottish Claymores. He began his NFL career in 1995 as a ball boy with the Philadelphia Eagles when he was 16 years old, working training camp and game days at Veterans Stadium. He did that for four seasons before moving over to the Eagles video department in 1999, where he worked full time as an intern for three seasons (1999-2001) while finishing college and working in NFL Europe.

A native of Newark, Del., Gagliardino graduated with a bachelor's degree in communications from the University of Delaware.

SAM CROMLEY

Assistant Director of Video



Sam Cromley enters his 11th season with the Dallas Cowboys - seventh as one of the team's assistant video directors. His job duties include filming team practices and games, as well as importing and organizing practice through the DVSport Network. Cromley joined the organization in 2008 as a video assistant, working with both the Cowboys and the Dallas Desperados, formerly of the Arena Football League, where he was the team's video director for its final season.

He served as the assistant video coordinator at Texas Christian University from 2004-07 where he filmed for the Horned Frogs football team. Cromley was awarded Video Coordinator(s) of the Year for the Mountain West Conference along with Director Mike

Martin during the 2006-07 season. Prior to TCU, Cromley was a student video assistant at Texas State University in 2001 and a student video assistant for the University of Houston from 1997-99 where he filmed football, men and women's basketball, women's soccer, track and field and swimming while being named MVP of the video department in 1999.

Born in Taipei, Taiwan, Cromley was raised in San Antonio, Texas before graduating with a bachelor's degree in mass communications from Texas State University and a master's degree in liberal arts from TCU. Cromley was honored in 2015 as a recognized Alumni from Southwest High School in San Antonio.

Cromley and his wife Bettina, live in Richardson, Texas with their sons, Jaxon and Cole.

MIKE McCORD

Equipment Director

Mike McCord is now in his 30th season with the Cowboys, his 27th in the equipment department and his 25th heading up the department.

McCord originally joined the Cowboys in 1989 as the assistant ticket manager, spending two years in that capacity before moving to the football operations department in 1991. Before coming to Dallas, McCord spent two-and-a-half years with the University of Texas athletic department, one-and-a-half years

as a part-time student assistant before receiving his B.B.A. in marketing and then one year as a full-time intern for the Longhorns.

A native of Clovis, N.M., McCord graduated from Roosevelt High School in San Antonio, Texas, and spent two years attending Southwest Texas State before transferring to the University of Texas. He and his wife, Jan, live in Flower Mound, Texas, with their daughter, Megan, and son, Brock.



BUCKY BUCHANAN

Equipment Manager

William Andrew "Bucky" Buchanan begins his 25th year as the Cowboys equipment manager. Buchanan officially joined the Cowboys in 1994 after spending many weekends and summers in the equipment room helping his father, "Buck" Buchanan, the Cowboys equipment manager from 1973-93.

Before coming to the Cowboys, Buchanan spent one-and-a-half years with Willis Medical in Richardson,

Texas, and 10 years with the Skaggs Alpha Beta grocery store chain.

A native of Plano, Texas, Buchanan graduated from Plano High School. He has two sons - Thomas II and Brett. He and his wife, Deb, now reside in Highland Village, Texas, with four children, Jacob, Samantha, William and Cameron Buchanan Dean.



DYLAN KEANE

Equipment Assistant

Dylan Keane originally joined the Dallas Cowboys organization in 2008, assisting in the equipment room of the Dallas Desperados. He became a part of the Dallas Cowboys equipment staff leading up to the 2009 season as an equipment intern.

In 2012 Keane became an equipment assistant, a position he has held for the previous six seasons.

Before landing with the Dallas Cowboys, Keane worked as a service technician for Jonmar Services.

Born in Lubbock, Texas, Keane went to high school in nearby Rockwall and attended classes at the University of North Texas.





PLAYERS

RICHARD ASH

93 • Defensive Tackle

6-4 • 315 • 8/4/92

Western Michigan • PS(Jac) for '16

NFL: 2nd Year • Cowboys: 2nd Year

Games/Starts: 2017-10/2; Career-13/2

Postseason: 2017-0/0; Career-0/0



PRO: The Dallas Cowboys signed Richard Ash off the Jacksonville Jaguars practice squad late in 2016 to give the team depth in the trenches going into the postseason. Ash played in the season finale but was inactive for the Divisional Playoff Game. He returned in 2017, starting the season on Dallas' practice squad, but was activated and played in 10 games with the first two starts of his career. He returns in 2018 to battle for a spot among Dallas' stout defensive line rotation.

TRANSACTION SUMMARY:

10/21/17: Signed to Dallas' active roster.

9/2/17: Released, then signed to Dallas' practice squad (9/3).

12/28/16: Signed with Dallas off Jacksonville's practice squad.

11/26/16: Released and signed to Jacksonville's practice squad (11/29).

9/3/16: Released, signed to Jacksonville's practice squad (9/5) and activated (10/25).

9/4/15: Released, signed to Jacksonville's practice squad (9/6) and activated (1/1/16).

5/11/15: Signed with Jacksonville as a rookie free agent.

2017:

- Spent the first six weeks of the season on Dallas' practice squad, then played in 10 games, starting the first two games of his career, and finished with 15 tackles, two for losses, four pressures and a pass breakup.
- Made the first start of his career with David Irving (concussion) inactive at the N.Y. Giants (12/10), then started in place of Irving (concussion) at Oakland (12/17).

2016 (Jacksonville/Dallas):

- Signed with Dallas off the Jaguars practice squad prior to the regular season finale.
- Went to training camp with the Jaguars and was added to the practice squad for the first seven games of the season, activated for three games, and then moved back to the practice squad.
- Played in one game at Tennessee (10/27), making four tackles.
- Released by the Jaguars (11/26), signed to the practice squad (11/29), then signed to Dallas' roster Dec. 28.
- Made his Cowboys debut in at Philadelphia (1/1/17) and had one tackle and his first career tackle for a loss.

2015 (Jacksonville):

- Spent his rookie season on Jacksonville's practice squad before a promotion to the active roster prior to the team's regular season finale at Houston (1/3/16), playing 17 snaps at defensive tackle.

COLLEGE:

- A fifth-year senior who appeared in all 13 games with 12 starts in 2014 for Western Michigan, registered 42 total tackles and finished third on the team in tackles for loss with 7.5 after transferring from Michigan following the 2013 season.
- Appeared in 14 career games at defensive tackle and also contributed on special teams while at Michigan from 2011-13.

PERSONAL:

- Three-year varsity letterman at Pahokee, Fla., High School and registered 45 tackles, 13 tackles for loss, 4.0 sacks and recovered two fumbles as a senior.
- Recorded 84 tackles, seven tackles for loss, 5.0 sacks, one interception, five forced fumbles and two fumble recoveries during his junior year.
- Has a son, Jaylen.
- Graduated from Western Michigan in 2014 with a degree in general studies.

COMMUNITY:

- 2017-18 Dallas Cowboys U High School Camp.
- Annual Team Holiday Hospital Visits.
- Kick Off Luncheon and Dallas Cowboys Family Cookbook benefiting Happy Hill Farm.
- Make-A-Wish Foundation of North Texas.
- Salvation Army Angel Tree Christmas Program.

ASH'S NFL TOTALS

Year Team	GP-GS	DEFENSE								INTERCEPTIONS					FUMBLES REC				
		ST	AT	TT	Sks-Yds	Tkl/Ls	QB Prs	PBU	FF	No	Yds	Avg	Lg	TD	No	Yds	Avg	Lg	TD
2016 Jacksonville	1-0	1	3	-	4	0.0(0)	0(0)	0	0	0	0	0.0	0	0	0	0	0.0	0	0
Dallas	2-0	1	0	-	1	0.0(0)	1(-1)	0	0	0	0	0.0	0	0	0	0	0.0	0	0
2017 Dallas	10-2	8	7	-	15	0.0(0)	2(-5)	4	1	0	0	0.0	0	0	0	0	0.0	0	0
Totals	13-2	10	10	-	20	0.0(0)	3(-6)	4	1	0	0	0.0	0	0	0	0	0.0	6	0

LEGEND



Team Logo –
Pro Bowl



Lombardi Trophy –
Super Bowl Appearance

TAVON AUSTIN

10 • Wide Receiver

5-8 • 180 • 3/15/90

West Virginia • T(LAR) for '18

NFL: 6th Year • Cowboys: 1st Year

Games/Starts: 2017-16/9-LAR; Career-75/50

Postseason: 2017-1/1; Career-1/1



PRO: The Dallas Cowboys executed a draft day trade in 2018 to acquire the multi-threat and dynamic playmaker Tavon Austin from the L.A. Rams. Austin, a former first round (eighth overall) selection by the St. Louis Rams in 2013, comes to Dallas with the ability to score from anywhere on the field - on offense or special teams. For his career, Austin has 24 touchdowns - 12 receiving, nine rushing and three punt returns. For his career, his touchdowns are an average of 32.7 yards - 83.7 punt return, 28.6 receiving and 21.1 rushing.

TRANSACTION SUMMARY:

4/28/18: Traded to Dallas for a 2018 sixth round draft pick.

8/27/16: Signed a four-year contract extension through 2021.

4/25/13: Drafted in the first round (eighth overall) by St. Louis.

2017 (L.A. Rams):

- Played in all 16 games for the second time in his career, starting nine) and rushed a career-high 59 times for 270 yards with one touchdown while catching 13 passes for 47 yards.
- Returned 12 punts 53 yards and one kickoff 13.
- Had consecutive six-carry games at Dallas (10/1) and against Seattle (10/8), logging a 27-yard touchdown on one in the Seahawks game.
- Had a career-high 10 carries at Seattle (12/17).

2016 (Los Angeles):

- Started all 15 games he played and tallied career-highs in receptions (58-second on the team) and receiving yards (509) with three touchdowns while adding one rushing touchdown on 28 carries for 159 yards.
- Also returned 44 punts (career-high) for 364 yards and one kickoff for five.
- Led the team with seven catches for 59 yards with a 31-yard touchdown against Buffalo (10/9), before topping that with 10 catches, including a 10-yard touchdown catch - against the N.Y. Giants (10/23).
- Had a career-high seven punt returns for 74 yards, with three of 20-or-more against Atlanta (12/11).
- Notched a season-long 30-yard rushing score against San Francisco (12/24).

2015 (St. Louis):

- Played in all 16 games for the only time in his career, starting 15, and caught 52 passes (team-high) for 473 yards with a career-best five touchdowns.
- Added four touchdowns and 434 yards on 52 carries while logging 34 punt returns for 268 yards with one score - a 75-yarder.
- Had his punt return for a touchdown against Seattle (9/13) to make him the first player in NFL history with a 75-plus yard punt return touchdown in each of his first three seasons. Also had an 11-yard rushing score to become the fifth player in 20 years with a rushing touchdown and a punt return score in the same game.
- Led the team in catches (four) and receiving yards (98) with a 66-yard scoring catch and a two-yard touchdown run against San Francisco (11/1).
- Started at wide receiver at Cincinnati (11/29) and led the team with 63 rushing yards and a touchdown on four carries.

2014 (St. Louis):

- With eight starts in 15 games, caught 31 passes for 242 yards, rushed 36 times for 224 yards and two touchdowns, returned 35 punts 391 yards with one score and two kickoffs 19 yards.
- Returned a season-high five punts for 24 yards in the opener against Minnesota (9/7).
- Had receiving season-highs for receptions (four) and yards (35) against San Francisco (10/13).
- Had rushing scores at San Diego (11/23) and against Oakland (11/30).
- Earned NFC Special Teams Player of the Week, finished the game at Washington (12/7) with 203 combined yards, including a 78-yard punt return for a touchdown.

2013 (St. Louis):

- Started three of the 13 games he played as a rookie for the Rams and had 40 catches for 418 yards and four touchdowns; nine runs for 151 yards with one score; 33 punt returns for 280 yards with a 98-yard touchdown; and 18 kickoff returns for 398 yards.
- Became the first player in NFL history with a 95-yard punt return for a touchdown, an 80-yard receiving touchdown and a 65-yard rushing score in the same season.
- His 98-yard punt return was the second-longest in team history and third-longest in NFL history.
- Made his NFL debut in the opener against Arizona (9/8), then earned his first career start the next week at Atlanta (9/15), scoring the first two touchdowns of his career.
- Had three six-catch games (first three of the season) and a season-best 138 yards on two catches with two touchdowns - an 81-yarder and a 57-yarder at Indianapolis (11/10). Had his 98-yard punt return for a touchdown at the Colts, finishing with two returns for 145 yards.
- Finished the Colts game with 314 all-purpose yards - second in team history - and became the first player in NFL history with a 95-plus yard punt return score and two 55-plus yard receiving scores in the same game.
- Had a 65-yard rushing score - the first rushing touchdown of his career - against Chicago (11/24).

COLLEGE:

- Named Big 12 Conference co-Special Teams Player of the Year, was the recipient of the Paul Hornung Award (most versatile player in the nation) and semi-finalist for the Biletnikoff Award as a senior all-purpose back and kick returner at West Virginia.

- Closed out his collegiate campaign with a school record 114 catches and led the country with 223.9 all-purpose yards-per-game, setting the school and conference record with 2,910 yards.
- As a junior, All-America first-team selection as a return specialist, starting 11 games as a slot receiver and setting a then school-mark with 101 catches for 1,186 yards and eight touchdowns. Added 268 yards on 19 punt returns, touching the ball 172 yards for a then school record 2,574 all-purpose yards.
- Earned All-Conference selection as a sophomore, starting 11 of the 13 games he played and finishing second on the team with 58 catches for 787 yards and eight touchdowns. Rushed 16 times for 161 yards, returned 12 kickoffs for 230 and was third on the team with 1,178 all-purpose yards.
- Was a Freshman All-Big East selection with one start in 13 games as a slot receiver.

PERSONAL:

- Started at running back and played slot receiver at Dunbar High School in Baltimore, Md., and was a two-time consensus Maryland Player of the Year and all-state choice.
- Left school as the state record-holder with 790 points scored, 123 touchdowns, 9,258 all-purpose yards and 7,962 rushing yards.
- Majored in multidisciplinary studies at West Virginia as a member of the Garrett Ford Academic Honor Roll.

COMMUNITY:

- 2018 Dallas Cowboys U High School Camp.

AUSTIN'S NFL TOTALS

Year Team	GP-GS	RECEIVING					RUSHING				
		No	Yds	Avg	Long	TD	No	Yds	Avg	Long	TD
2013 St. Louis.....	13-3	40	418	10.5	81t	4	9	151	16.8	65t	1
2014 St. Louis.....	15-8	31	242	7.8	28	0	36	224	6.2	19	2
2015 St. Louis.....	16-15	52	473	9.1	66t	5	52	434	8.3	60	4
2016 Los Angeles.....	15-15	58	509	8.8	43t	3	28	159	5.7	30t	1
2017 L.A. Rams.....	16-9	13	47	3.6	13	0	59	270	4.6	27t	1
Totals	75-50	194	1,689	8.7	81t	12	184	1,238	6.7	65t	9
Playoffs											
2017 L.A. Rams.....	1-1	0	0	0.0	0	0	0	0	0.0	0	0
Year Team		KICKOFF RETURNS					PUNT RETURNS				
		No	Yds	Avg	Long	TD	No	Yds	Avg	FC	Long
2013 St. Louis.....		18	398	22.1	32	0	33	280	8.5	11	98t
2014 St. Louis.....		2	19	9.5	11	0	35	391	11.2	23	78t
2015 St. Louis.....		3	16	5.3	7	0	34	268	7.9	15	75t
2016 Los Angeles.....		1	5	5.0	5	0	44	364	8.3	16	47
2017 L.A. Rams.....		1	13	13.0	13	0	12	53	4.4	1	12
Totals		25	451	18.0	32	0	158	1,356	8.6	66	98t

ADDITIONAL STATISTICS

Passing — 2013 (0 for 1).

SINGLE-GAME HIGHS

Receptions — 10 vs. N.Y. Giants, 10/23/16

Receiving Yards — 138 at Indianapolis, 11/10/13

Long Reception — 81t at Indianapolis, 11/10/13

Touchdown Catches — 2, three times, last at Arizona, 10/4/15

Rush — 10 at Seattle, 12/17/17

Rush Yards — 66 at Minnesota, 11/8/15

Long Rush — 65t vs. Chicago, 11/24/13

Punt Return — 7 vs. Atlanta, 12/11/16

Punt Return Yards — 145 at Indianapolis, 11/10/13

AUSTIN'S CAREER GAME-BY-GAME RECEIVING

2013 (St. Louis)						2014 (St. Louis)					
Game	No	Yds	Avg	Long	TD	Game	No	Yds	Avg	Long	TD
W-Ari 9/8.....	6	41	6.8	14	0	L-Min 9/7.....	3	34	11.3	28	0
L-@ Atl 9/15.....	6	47	7.8	11	2	W-@ TB 9/14.....					
L-@ Dal 9/22.....	6	30	5.0	9	0	L-Dal 9/21.....					
L-SF 9/26.....	2	6	3.0	4	0	L-Phi 10/5.....	2	33	16.5	22	0
W-Jac 10/6.....	3	32	10.7	25	0	L-SF 10/13.....	4	35	8.8	9	0
W-@ Hou 10/13....	1	3	3.0	3	0	W-Sea 10/19.....	2	9	4.5	5	0
L-@ Car 10/20.....	5	39	7.8	24	0	L-@ KC 10/26.....	2	12	6.0	9	0
L-Sea 10/28.....	2	9	4.5	12	0	W-@ SF 11/2.....	2	11	5.5	7	0
L-Ten 11/3.....						L-@ Ari 11/9.....	2	20	10.0	17	0
W-@ Ind 11/10....	2	138	69.0	81t	2	W-Den 11/16.....	2	10	5.0	5	0
W-Chi 11/24.....	2	39	19.5	32	0	L-@ SD 11/23.....	3	11	3.7	6	0
L-@ SF 12/1.....	4	25	6.3	8	0	W-Oak 11/30.....	2	11	5.5	6	0
L-@ Ari 12/8.....	1	9	9.0	9	0	W-@ Was 12/7.....	2	14	7.0	9	0
W-NO 12/15.....						L-Ari 12/11.....	2	14	7.0	10	0
W-TB 12/22.....						L-NYG 12/21.....	1	15	15.0	15	0
L-@ Sea 12/29.....						L-@ Sea 12/28.....	2	13	6.5	7	0
Totals	40	418	10.5	81t	4	Totals	31	242	7.8	28	0

2015 (St. Louis)					
Game	No	Yds	Avg	Long	TD
W-Sea 9/13.....	2	-2	-1.0	7	0
L-@ Was 9/20.....	1	6	6.0	6	0
L-Pit 9/27.....	5	38	7.6	12	0
W-@ Ari 10/4.....	6	96	16.0	47	2
L-@ GB 10/11.....	2	6	3.0	5	1
W-Cle 10/25.....	4	43	10.8	20	0
W-SF 11/1.....	4	98	24.5	66t	1
L-@ Min 11/8.....	4	15	3.8	10	0
L-Chi 11/15.....	2	5	2.5	4	0
L-@ Bal 11/22.....	1	5	5.0	5	0
L-@ Cin 11/29.....	6	33	5.5	0	0
L-Ari 12/6.....	1	24	24.0	24	0
W-Det 12/13.....	3	19	6.3	14	0
W-TB 12/17.....	3	41	13.7	17t	1
W-@ Sea 12/27.....	3	16	5.3	16	0
L-@ SF 1/3/16.....	5	30	6.0	10	0
Totals	52	473	9.1	66t	5

2016 (Los Angeles)					
Game	No	Yds	Avg	Long	TD
L-@ SF 9/12.....	4	13	3.3	5	0
W-Sea 9/18.....	5	50	10.0	27	0
W-@ TB 9/25.....	5	82	16.4	43t	1
W-@ Ari 10/2.....	2	14	7.0	8	0
L-Buf 10/9.....	7	59	8.4	31	0
L-@ Det 10/16.....	3	24	8.0	15	0
L-NYG 11/23.....	10	57	5.7	10t	1
L-Car 11/6.....	1	17	17.0	17	0
W-@ NYJ 11/13.....	2	19	9.5	20	0
L-Mia 11/20.....	1	21	21.0	21	0

2016 (Los Angeles) cont.					
Game	No	Yds	Avg	Long	TD
L-@ NO 12/27.....	4	45	11.3	24t	1
L-@ NE 12/4.....	INACTIVE/INJURED-Chest				
L-Atl 12/11.....	7	62	8.9	17	0
L-@ Sea 12/15.....	3	14	4.7	8	0
L-SF 12/24.....	2	14	7.0	15	0
L-Ari 1/1/17.....	2	18	9.0	10	0
Totals	58	509	8.8	43t	3

2017 (L.A. Rams)					
Game	No	Yds	Avg	Long	TD
W-Ind 9/10.....	1	7	7.0	7	0
L-Was 9/17.....					
W-@ SF 9/21.....					
W-@ Dal 10/1.....	1	-2	-2.0	-2	0
L-Sea 10/8.....	3	14	4.7	9	0
W-@ Jac 10/15.....					
W-Ari 10/22.....	2	15	7.5	13	0
W-@ NYG 11/5.....	0	9	N/A	9	0
W-Hou 11/12.....					
L-@ Min 11/19.....					
W-NO 11/26.....	3	-1	-0.3	4	0
W-@ Ari 12/3.....					
L-Phi 12/10.....	0	-9	N/A	-9	0
W-@ Sea 12/17.....					
W-@ Ten 12/24.....					
L-SF 12/31.....	3	14	4.7	9	0
Totals	13	47	3.6	13	0

Playoffs					
L-Atl 1/6/18.....					

CHIDOBE AWUZIE (CHI-doh-bay ah-WUZ-yeh)

24 • Cornerback

6-0 • 202 • 5/24/95
 Colorado • D2 for '17 (60th overall)
 NFL: 2nd Year • Cowboys: 2nd Year
 Games/Starts: 2017-10/6; Career-10/6
 Postseason: 2017-0/0; Career-0/0



PRO: With their second round selection (60th overall) in the 2017 NFL Draft, the Dallas Cowboys addressed their need in the secondary with the choice of Chidobe Awuzie from Colorado. A versatile athlete, Awuzie played all across the defensive backfield for the Buffaloes, including cornerback, free and strong safety. As a rookie in Dallas, he played in 10 games with six starts and showed flashes of what the future can be with his aggressive play style and early knowledge of the pro game.

TRANSACTION SUMMARY:

4/28/17: Drafted in the second round (60th overall) by Dallas.

2017:

- Played in 10 games with six starts - starting the final four games of the season - and finished with 27 tackles, seven breakups, an interception and a forced fumble. Missed six games with a hamstring injury.
- Made his NFL debut in the opener against the N.Y. Giants (9/10) and tallied four tackles.
- Started his first career game with Orlando Scandrick (hand) inactive at Denver (9/17) but injured his hamstring early and sat out the remainder of the game.
- Started at corner against Washington (11/30) and tallied three tackles and three breakups, then had six tackles, one breakup and his first career forced fumble at Oakland (12/17).
- Recorded his first career interception in the season finale at Philadelphia (12/31).

COLLEGE:

- Completed a four-year college career with 273 tackles, 35 pass breakups, three interceptions, five forced fumbles and three fumble recoveries in 47 career games with 41 starts.
- Finished his senior season with 60 tackles (48 solo), 4.0 sacks (tying his own single-season record for the most by any CU defensive back), two forced fumbles and 13 passes defended and one pick, starting all 13 games.
- Played in all 13 games (12 starts) as a junior and was named second-team All-Pac-12 by the AP and coaches. He was also a first-team All-Colorado selection as being the recipient of the Dave Jones Award, selected by the coaches for being CU's most outstanding player on defense.

PERSONAL:

- Attended Oak Grove High School in San Jose, Calif., earning PrepStar All-West Region, SuperPrep preseason All-Far West and first-team all-area honors as a senior.
- As a senior running back was third in his league with 1,285 yards (six 100-yard and two 200-yard games) on 138 attempts (9.3 avg.) and 14 touchdowns. Also caught 18 passes for 487 yards (two 100-yard games) and seven scores, and was first in scoring in his league with 21 total scores.
- Also lettered three times in basketball, once in track where he owned career bests of 21.7 in the 200-meter dash and 22-1 in the long jump.
- Graduated from Colorado with a degree in business management in December 2016, accomplishing the work in just three and a half years.

COMMUNITY:

- 2017 Rookie Club presented by Essilor USA.
- 2017 Draft Day Party.
- 2017 NFL My Cause My Cleats Campaign.
- 2017-18 Dallas Cowboys U High School Camp.
- 2018 Dirk Nowitzki Heroes Celebrity Baseball Game.
- Annual Team Holiday Hospital Visits.
- Kick Off Luncheon and Dallas Cowboys Family Cookbook benefiting Happy Hill Farm.
- Make-A-Wish Foundation of North Texas.
- Salvation Army Angel Tree Christmas Program.

AWUZIE'S COWBOYS TOTALS

Year Team	GP-GS	DEFENSE										INTERCEPTIONS					FUMBLES REC				
		ST	AT	TT	Sks-Yds	Tk/Ls	QB Prs	PBU	FF			No	Yds	Avg	Lg	TD	No	Yds	Avg	Lg	TD
2017 Dallas	10-6	21	6	—	0.0(0)	0(0)	0	7	1			1	0	0.0	0	0	0	0	0.0	0	0

AWUZIE'S CAREER GAME-BY-GAME DEFENSE

2017 (Dallas)											2017 (Dallas), cont.										
Game	ST	AT	TT	INTs							Game	ST	AT	TT	INTs						
				Tk/Ls	No/Yds	PBU	Lg	TD							Tk/Ls	No/Yds	PBU	Lg	TD		
W-NYG 9/10	4	0	—	4							L-PHI 11/19										
L-@ Den 9/17											L-LAC 11/23										
W-@ Ari 9/25											W-WAS 11/30	2	1	—	3				3		
L-LAR 10/1											W-@ NYG 12/10	3	1	—	4				2		
L-GB 10/8	2	0	—	2							W-@ Oak 12/17	4	2	—	6				1		
W-@ SF 10/22											L-SEA 12/24	3	2	—	5						
W-@ Was 10/29											W-@ Phi 12/31	3	0	—	3			1	1/0	0	0
W-KC 11/5											Totals	21	6	—	27	7	1/0	0	0	0	0
L-@ Atl 11/12																					

DAN BAILEY**5 • Kicker**

6-0 • 195 • 1/26/88

Oklahoma State • FA for '11

NFL: 8th Year • Cowboys: 8th Year

Games/Starts: 2017-12/0; Career-108/0

Postseason: 2017-0/0; Career-3/0



PRO: Dan Bailey signed with Dallas as an undrafted free agent just prior to training camp in 2011. He became one-of-three undrafted free agents to make the club out of training camp that season and went on to have one of the best kicking seasons in franchise and league history by a rookie. While finishing the season 32-of-37 (86.5%) on field goals and perfect on all 39 PAT tries, Bailey was named to the Pro Football Writers of America All-Rookie Team, set a club rookie record for most field goals made in a season (32), tied Chris Boniol for the second-most consecutive field goals made (26) and set a club rookie game record for field goals made (six). His 93.5 (29-of-31) field goal percentage in 2012 was second in a season in club history while his 29 made tied for fourth. Bailey was again a model of consistency and near perfection in 2013, finishing the year 28-of-30 (93.3 - third in team history) on field goals and perfect on all 47 PAT tries. He also set the single-season club mark for 50-yard field goals (six) and has the most in a career in Cowboys history (now 27). For his work in 2013, Bailey was rewarded with a seven-year contract extension. From 2013-14, Bailey connected on a team-record 30 consecutive field goals. The 2015 season was no different as he went 30-of-32 for an NFL-high tying 93.8 percentage to earn his first trip to the Pro Bowl. In 2016 Bailey led the team in scoring for the sixth overall and sixth consecutive time while converting all 46 PATs and going 27-of-32 (84.4) on field goal tries. The 2017 season saw Bailey miss four games with a groin injury, and he finished with just 71 points, going 15-of-20 on field goals and 26-28 on PATs. For his career, Bailey is 186-of-211 (88.2% - second in NFL history) on field goals and one of just three Cowboys with 800 points (834-third). Not only limited to putting the ball through the uprights, Bailey is a consistent kickoff man, registering 296 touchbacks on 549 (53.5) kickoffs through seven seasons.

PRO BOWLS

TRANSACTION SUMMARY:

1/23/14: Signed a seven-year contract as an unrestricted free agent with Dallas through 2020.

7/28/11: Signed with Dallas as a rookie free agent.

2017:

- Selected as a team captain and played in 12-of-16 games missing four with a groin injury.
- Struggled through the end of the season after returning from injury and finished the year 15-of-20 (75.0) on field goals and 26-of-28 on PATs. Had a streak of 273 consecutive PATs made snapped at the N.Y. Giants (12/10).
- Tied his career-long and club record with a 56-yarder at Denver (9/17), then appeared in his 100th career game and hit his lone field goal attempt (34 yards and all three PATs) against the L.A. Rams (10/11).
- Became the third Dallas Cowboy - second kicker - to reach 800 career points, hitting two PATs before a groin injury sidelined him from the game at San Francisco (10/22).
- Missed four games with the groin injury, returned against the L.A. Chargers (11/23) and had just two kickoffs.
- True on a season-high five PATs along with a 24-yard field goal against Washington (11/30).
- Went four-of-six on field goals against Seattle (12/24), including two from 51 yards - his fifth career game with multiple makes from 50 yards-or-more.

2016:

- Voted a team captain and finished the year with a team-best 127 points, going 27-of-32 (84.4) on field goals and converting all 46 PATs.
- Opened the season against the N.Y. Giants (9/11) going four-of-four on field goals (23,56,25,54) with one PAT and four touchbacks on six kickoffs. It was his seventh career game with at least four field goals and his club-record 22nd with three-or-more. It was his fourth career match with two field goals made from 50 yards.
- Became the second kicker in team history (Rafael Septien) to reach 150 career field goals made after sinking two (22 and 31 yards) in the win at Washington (9/18).
- Joined Septien as the only two Cowboys kickers to convert 50 field goals from 30-39 yards, hitting from 32, along with one from 44 and one from 22 in the win at Green Bay (10/16).
- Was good on five PATs - tied for second in a game in his career - and topped 700 career points - third Cowboy, second kicker - in the game at Cleveland (11/6).
- Hit the longest field goal in Heinz Field history - 53 yards - as he was true on all three of his tries for his 25th career game with three-or-more field goals at Pittsburgh (11/13).
- Became the club's all-time field goal leader after making two tries against Baltimore (11/20) to give him 163 made for his career. Also hit three PATs and had five touchbacks on six kickoffs in the win.
- Attempted a season-high six field goals against Tampa Bay (12/18), making four (27,40,38,33) and missing two from 50-plus (56,52).
- Against Detroit (12/26) tied his career-high with six PATs and forced five touchbacks on seven kickoffs.
- In the Divisional Playoff Game against Green Bay (1/15/17), hit both PATs and three field goals (50,33,52) to become the second kicker in NFL history to connect on at least two field goals of 50 yards in a playoff game.

2015:

- Earned his first career Pro Bowl selection after hitting on 30-of-32 field goals and all 25 PATs to tie Josh Brown with a league-best 93.8 field goal percentage.
- His 30 field goals were second in his career, fourth in team history, and his 93.8 percentage was tops in his career, second in team history.
- Opened the season against the N.Y. Giants (9/13) with two field goals and three PATs, giving him 182 career PATs made to pass Mike Clark (180) for second in team history. Also had touchbacks on all six kickoffs.
- For the fifth time in his career - most in team history - converted at least four field goals in a game, making four against Seattle (11/1).
- On Thanksgiving Day against Carolina (11/26), became the third Cowboy, second kicker, to reach 600 career points after converting two field goals (21 and 48). Also logged his 200th career touchback.
- Named NFC Special Teams Player of the Week at Washington (12/7) after hitting all four field goals, including the game-winning 54-yarder with 0:09 remaining. It was his 10th career game-winner and the longest game-winning field goal in franchise history.
- Hit his lone PAT try at Green Bay (12/13) to give him 200 career PATs made, the second kicker (Septien) in club history to reach that mark.
- Logged his 21st career three-field goal game to tie Septien for the most in team history after hitting all three tries (27, 38 and 50) against the N.Y. Jets (12/19).
- Reached 30 field goals on the season for the second time in his career, fourth time in team history, finishing two-of-three at Buffalo (12/27).

2014:

- Went 25-of-29 (86.2) on field goals and was good on all 56 PATs.
- His 56 PATs made tied Danny Villanueva (1966) for third in a season in team history.
- Opened the season against San Francisco (9/7) with a 29-yard field goal, two PATs and three touchbacks on three kickoffs. Extended his streak of consecutive field goals made to 22 - fourth in team history - and passed Michael Irvin (392) for fifth on the club's all-time scoring chart with 395.
- Made all four field goal tries, three from 40-plus and one from 51, in the win at Tennessee (9/14). Became the 15th kicker with four field goals made of 40-plus and the seventh of that group with one from 50-plus. Extended his streak of field goals made to 26 to tie the second-longest streak in team history and topped 400 career points - the fifth Dallas Cowboy and second kicker to that mark.
- Hit both field goals (29 and 40) in the come-from-behind win at St. Louis (9/21) to extend his streak of consecutive field goals made to a club-record 28. Also tied Nick Folk with 131 PATs made after hitting four.
- In the win against New Orleans (9/28), hit a 51-yard field goal to extend his club record streak to 29 straight makes while hitting all five PATs. His 136 career PATs are third in team history.
- Snapped his club-record streak of consecutive field goals made (30), missing his second attempt (53 yards) at the end of regulation against Houston (10/5). Hit his then longest game-winner (49 yards) - his ninth game-winning field goal, fifth in overtime. Was two-of-three on field goals and two-of-two on PATs.
- Was three-of-three on field goals, including a club-record tying 56-yarder at Seattle (10/12). His first field goal - a 42-yarder - was his 100th career field goal and officially made him the NFL's all-time most accurate placekicker.
- After finishing with two PATs and a field goal against Washington (10/27), reached 459 career points to pass Bob Hayes (456) for fourth on Dallas' all-time scoring chart.
- Was true on five PATs and his only field goal try (49 yards) at Philadelphia (12/14). Topped 500 career points, the fourth player - second kicker - in team history to reach 500. Reached 500 in 62 career games, the second-fastest kicker in NFL history and the second-fewest combined attempts (123 field goals and 168 PATs).

- Attempted and made a career-best six PATs against Indianapolis (12/21). It was the most by a Cowboy since Folk hit six against the N.Y. Giants (9/9/07).
- Closed the season at Washington (12/28) with three field goals (36,32 and 23) and was true on five PATs. His 14 points gave him 521 for his career to move into third all-time in team history.
- Was one-of-two on field goals - missing from 41 yards but hitting a 51-yarder - three-of-three on PATs and had four touchbacks on five kickoffs in the Wild Card game against Detroit (1/4/15).
- In the Divisional Playoff Game at Green Bay (1/11/15), had a 50-yard field goal try blocked and hit three PATs.

2013:

- Finished the season making 28-of-30 (93.3%) field goals and all 47 PATs for 131 points while forcing 52 touchbacks on 91 kickoffs. His 28 field goals tied for sixth in team history, and he made his last 21 straight.
- Set the single-season club mark for 50+ yard field goals (six) and had the most in a career in club history (11), converting two in a single game three times on the season.
- At Kansas City (9/15) made all three field goals, two from 50-plus, including a then career-long 53-yarder, to give him 67 career field goals made. Passed Folk and Toni Fritsch (64) for fifth in field goals in team history. Also extended his streak of consecutive field goals made to 20.
- For the second time this season, was good from 50 yards twice (53) and hit a 44-yarder at Detroit (10/27). His two games with two 50-plus yard field goals are the most in a career in team history and his nine career 50-yard field goals are the most. His 75 career field goals tie Richie Cunningham for third in squad history.
- Moved into third in team history with 77 field goals made after hitting two (41 and 44) against Minnesota (11/3).
- Against Green Bay (12/15) went five-of-five on field goals, including two from 50 yards. Had six 50-yarders on the season and 11 for his career - both club records. It was his third career game with multiple 50-yarders, one-of-eight players since 2000 to accomplish the feat. He had all three this season, the only one of the eight to do it in a single season. Also had nine touchbacks on nine kickoffs.
- Closed out the season against Philadelphia (12/29) with three field goals (44, 43 and 36) for 21 straight field goals made and one PAT. His 47 PATs made on the season tied for eighth in team history.

2012:

- Finished his second pro season second in team record books, tied for second in the NFL in 2012, with a 93.5 (29-of-31) field goal percentage. Tied for fourth in team history with 29 field goals made - tied for eighth in the NFL in 2012.
- Hit both PATs and all three field goals, including a 32-yarder with 0:02 left in regulation to force overtime and a 38-yard game-winner in the extra period against Cleveland (11/18). His game-winner was the fifth of his career, the second-most by a Cowboy behind Septien's seven.
- On Thanksgiving Day against Washington (11/22), again hit all three field goal tries, including a then career-high tying 51-yarder. It was his 10th career game with three field goals made to tie Boniol for the third-most games with three-or-more field goals made in team history.
- Hit a 40-yard field goal as time expired to give Dallas the 20-19 win at Cincinnati (12/9). It was his second game-winner of the season, sixth of his career. Was also true on a 37-yarder earlier in the game.
- Hit both field goals (50 and 21 yards) with the 21-yarder coming with 13:36 remaining in overtime to beat Pittsburgh (12/26). It was his third game-winning kick of the season and seventh of his career to tie Septien for the most in team history.

2011:

- Finished the season 32-of-37 on field goal tries for the second-best field goal percentage by a rookie in franchise history (86.5). Also had a club rookie record for most field goals made in a season (32), longest streak of field goals by a rookie in team and NFL history (26) and most field goals made by a rookie in a single game in team history (six).
- Named to the Pro Football Writers of America All-Rookie Team.
- Made his NFL debut and connected on his lone field goal try (34 yards) and all three PATs at the N.Y. Jets (9/11).
- In the overtime win at San Francisco (9/18), was two-of-three on field goals, including a 48-yarder to send the game into overtime and the 19-yard game-winning field goal.
- Named NFC Special Teams Player of the Week following the home-opening win over Washington (9/26) after establishing a club rookie record and tying a league rookie record with six field goals made. His final try was a 40-yarder that gave Dallas an 18-16 advantage with 1:47 remaining.
- Improved his streak of field goals made to 16 with two made against St. Louis (10/23). Tied Folk for the fourth-longest streak in franchise history. Was also true on his first career 50-yard attempt (51).
- Took over punting duties in the second half of the game at Philadelphia (10/30) with Mat McBriar (foot) sidelined and punted twice for a gross of 39.5 and net of 37.0 to go with a PAT.
- Made all three field goal tries to up his streak to 19 straight and pass Folk (16) and Richie Cunningham (18) for the third-longest streak in club history against Seattle (11/6).
- Added three more without a miss in the win over Buffalo (11/13) and was true on a career-high five PAT tries.
- Made his third game-winning field goal with a 39-yarder in the overtime win at Washington (11/20).
- Connected on a 28-yard field goal as time expired to give the Cowboys the win on Thanksgiving Day against Miami (11/24). Made two field goals to up his streak to 26 to tie Boniol (1995) for the second-longest streak in club history. It was his fourth game-winning field goal of the season - a league rookie record.
- Had his streak of consecutive field goals made snapped at 26, missing his first attempt (53 yards) at Arizona (12/4). Finished two-of-four on the day, converting from 50 and 37 yards out and missing from 53 and 49.
- Suffered his first career block on a 47-yard attempt against the N.Y. Giants (12/11). Was two-of-three (good from 49 yards twice). His 31 field goals made tied for fourth in a rookie season in league history.

COLLEGE:

- Left OSU as the university's leading scorer (370 points - 57-of-72 field goals and 199-of-207 PATs) and fifth-leading scorer in conference history.
- Finished his final campaign with a team-best 149 points, splitting the uprights on 68-of-70 PATs and 27-of-31 field goals and was a Lou Groza Award winner and the Big 12 Special Teams Player of the Year.
- Had a streak of 182 PATs made snapped with a block at Texas.

PERSONAL:

- Was an all-state and all-conference kicker and first-team all-city punter selected by *The Oklahoman* at Southwest Covenant High School in Mustang, Okla.
- Had 51 touchbacks on 61 kickoffs as a senior and holds the school's record for longest field goal (50 yards), most field goals in a season (seven) and career (14).
- Was an individual state champion golfer.
- Earned his degree in business management from Oklahoma State.

COMMUNITY:

- 2011 Rookie Club presented by UnitedHealthcare.
- 2012-17 Dallas Cowboys Draft Day/Fan Appreciation Party.
- 2012 "Dallas" TV Show Premiere attendee.
- 2012-18 Dallas Cowboys U High School Camp.
- 2013 Salvation Army Oklahoma Disaster Relief Phone Bank.
- 2014 NFL Play 60 clinic, London, England.
- 2014 Fan Appreciation Pep Rally, London, England.
- 2014 Junior League of Dallas.
- 2014-16 Community Volunteer Fair with United Healthcare.
- 2014 Served an early Thanksgiving Meal at The Salvation Army.
- 2015-17 Dirk Nowitzki Heroes Celebrity Baseball Game.
- 2017 The Salvation Army Disaster Relief Telethon for Hurricane Harvey.
- WrestleMania 32 week community event at WrestleMania Pro-Am Golf Tournament.
- Annual Team Holiday Hospital Visits.
- Kick Off Luncheon and Dallas Cowboys Family Cookbook benefiting Happy Hill Farm.
- Make-A-Wish Foundation of North Texas.
- Salvation Army Angel Tree Christmas Program.

BAILEY'S COWBOYS TOTALS

		SCORING									
Year Team	GP-GS	FGM	FGA	Pct	Long	Blk	XP	XPA	Pct	Blk	Points
2011 Dallas	16-0	32	37	86.5	51	1	39	39	100.0	0	135
2012 Dallas	16-0	29	31	93.5	51	0	37	37	100.0	0	124
2013 Dallas	16-0	28	30	93.3	53	0	47	47	100.0	0	131
2014 Dallas	16-0	25	29	86.2	56	1	56	56	100.0	0	131
2015 Dallas	16-0	30	32	93.8	54	0	25	25	100.0	0	115
2016 Dallas	16-0	27	32	84.4	56	0	46	46	100.0	0	127
2017 Dallas	12-0	15	20	75.0	56	0	26	28	92.9	0	71
Totals	108-0	186	211	88.2	56	2	276	278	99.3	0	834

Playoffs											
2014 Dallas	2-0	1	3	33.3	51	1	6	6	100.0	0	9
2016 Dallas	1-0	3	3	100.0	52	0	2	2	100.0	0	11
Totals	3-0	4	6	66.7	52	1	8	8	100.0	0	20

	FIELD GOAL ACCURACY									
Year Team	10-19	Pct	20-29	Pct	30-39	Pct	40-49	Pct	50+	Pct
2011 Dallas	1-1	100.0	8-9	88.9	11-11	100.0	10-12	83.3	2-4	50.0
2012 Dallas	1-1	100.0	5-5	100.0	13-13	100.0	7-7	100.0	3-5	60.0
2013 Dallas	2-2	100.0	2-2	100.0	8-9	88.9	10-10	100.0	6-7	85.7
2014 Dallas	0-0	0.0	6-6	100.0	6-7	85.7	8-9	88.9	5-7	71.4
2015 Dallas	0-0	0.0	9-9	100.0	10-10	100.0	6-7	85.7	5-6	83.3
2016 Dallas	0-0	0.0	9-9	100.0	8-8	100.0	7-9	77.8	3-6	50.0
2017 Dallas	1-1	100.0	3-4	75.0	4-5	100.0	4-5	100.0	3-5	60.0
Totals	5-5	100.0	42-44	95.5	60-63	95.2	52-59	88.1	27-40	67.5

Playoffs											
2014 Dallas	0-0	0.0	0-0	0.0	0-0	0.0	0-1	0.0	1-2	50.0	
2016 Dallas	0-0	0.0	0-0	0.0	1-1	100.0	0-0	0.0	2-2	100.0	
Totals	0-0	0.0	0-0	0.0	1-1	100.0	0-1	0.0	3-4	75.0	

		KICKOFFS				SPECIAL TEAMS TACKLES							
Year Team		No	Yds	Avg	TB	Solo	Ast	Tot	FF	FR	BP	BFG	BX
2011 Dallas		67	4,340	64.8	24	2	2	4	0	0	0	0	0
2012 Dallas		79	5,123	64.8	30	2	1	3	0	0	0	0	0
2013 Dallas		91	5,873	64.5	52	2	1	3	0	0	0	0	0
2014 Dallas		95	6,135	64.6	52	2	0	2	0	0	0	0	0
2015 Dallas		71	4,598	64.8	49	0	0	0	0	0	0	0	0
2016 Dallas		90	5,819	64.7	57	1	1	2	0	0	0	0	0
2017 Dallas		56	3,605	64.4	32	0	0	0	0	0	0	0	0
Totals		549	35,493	64.7	296	9	5	14	0	0	0	0	0

Playoffs													
2014 Dallas		9	545	60.6	5	0	0	0	0	0	0	0	0
2016 Dallas		7	448	64.0	5	0	0	0	0	0	0	0	0
Totals		16	993	62.5	10	0	0	0	0	0	0	0	0

ADDITIONAL STATISTICS

Punts – 2011 (2 for 79, 39.5 avg., 37.0 net).

SINGLE-GAME HIGHS

Long Field Goal – 56 at Seattle, 10/12/14, vs. N.Y. Giants. 9/11/16 and at Denver, 9/17/17

Field Goals Made – 6 vs. Washington, 9/26/11

Field Goals Attempted – 6 vs. Washington, 9/26/11

Pat's Made – 6 vs. Indianapolis, 12/21/14 and vs. Detroit, 12/26/16

BAILEY'S CAREER 50-YARD FIELD GOALS (30 total)

56	at Seattle, 10/12/14	52	vs. Arizona, 11/2/04	50	at Arizona, 12/4/11
56	vs. N.Y. Giants, 9/11/16	52	vs. Seattle, 11/1/15	50	vs. Pittsburgh, 12/16/12
56	at Denver, 9/17/17	51	at Kansas City, 9/15/13	50	vs. Green Bay, 12/15/13
54	at Jacksonville (Lon), 11/9/14	51	vs. St. Louis, 10/23/11	50	vs. Green Bay, 12/15/13
54	at Washington, 12/7/15	51	vs. N.Y. Giants, 10/28/12	50	vs. N.Y. Jets, 12/19/15
54	vs. N.Y. Giants, 9/11/16	51	vs. Washington, 11/22/12	Playoffs (3)	
53	at Kansas City, 9/15/13	51	at Tennessee, 9/14/14	52	vs. Green Bay, 1/15/17
53	at Detroit, 10/27/13	51	vs. New Orleans, 9/28/14	51	vs. Detroit, 1/4/15
53	at Detroit, 10/27/13	51	vs. New England, 10/11/15	50	vs. Green Bay, 1/15/17
53	at Tampa Bay, 11/15/15	51	vs. Seattle, 12/24/17		
53	at Pittsburgh, 11/13/16	51	vs. Seattle, 12/24/17		

BAILEY'S CAREER GAME-BY-GAME FIELD GOALS

2011 (Dallas)							
Game	11-19	20-29	30-39	40-49	50+	Total	
L-@ NYJ 9/11.....	0-0	0-0	1-1 (34)	0-0	0-0		1-1
W-@ SF 9/18.....	1-1 (19)	0-1 (21M)	0-0	1-1 (48)	0-0		2-3
W-Was 9/26.....	0-0	2-2 (27,23)	1-1 (32)	3-3 (41,41,40)	0-0		6-6
L-Det 10/2.....	0-0	1-1 (23)	1-1 (35)	1-1 (41)	0-0		3-3
L-@ NE 10/16.....	0-0	2-2 (22,26)	0-0	1-1 (48)	0-0		3-3
W-SIL 10/23.....	0-0	0-0	1-1 (30)	0-0	1-1 (51)		2-2
L-@ Phi 10/31.....							
W-Sea 11/6.....	0-0	2-2 (20,20)	0-0	1-1 (42)	0-0		3-3
W-Buf 11/13.....	0-0	0-0	2-2 (36,31)	1-1 (45)	0-0		3-3
W-@ Was 11/20.....	0-0	0-0	2-2 (37,39)	0-0	0-0		2-2
W-Mia 11/24.....	0-0	1-1 (28)	1-1 (32)	0-0	0-0		2-2
L-@ Ari 12/4.....	0-0	0-0	1-1 (37)	0-1 (49M)	1-2 (53M,50)		2-4
L-NYG 12/11.....	0-0	0-0	0-0	2-3 (49,49,47B)	0-0		2-3
W-@ TB 12/17.....	0-0	0-0	1-1 (30)	0-0	0-0		1-1
L-Phi 12/24.....							
L-@ NYG 1/1/12.....	0-0	0-0	0-0	0-0	0-1 (52M)		0-1
Totals	1-1	8-9	11-11	10-12	2-4		32-37

2012 (Dallas)							
Game	11-19	20-29	30-39	40-49	50+	Total	
W-@ NYG 9/5.....	0-0	0-0	1-1 (33)	0-0	0-0		1-1
L-@ Sea 9/16.....							
W-TB 9/23.....	0-0	2-2 (26,22)	1-1 (32)	0-0	0-0		3-3
L-Chi 10/1.....	0-0	0-0	1-1 (39)	0-0	0-0		1-1
L-@ Bal 10/14.....	0-0	0-0	1-1 (34)	2-2 (42,43)	0-1 (51M)		3-4
W-@ Car 10/21.....	1-1 (19)	1-1 (28)	1-1 (38)	1-1 (49)	0-0		4-4
L-NYG 10/28.....	0-0	0-0	0-0	0-0	1-1 (51)		1-1
L-@ Atl 11/4.....	0-0	1-1 (23)	1-1 (32)	0-0	0-1 (54M)		2-3
W-@ Phi 11/11.....	0-0	0-0	1-1 (30)	0-0	0-0		1-1
W-Cle 11/18.....	0-0	0-0	2-2 (30,33)	1-1 (44)	0-0		3-3
L-Was 11/22.....	0-0	0-0	2-2 (30,33)	0-0	1-1 (51)		3-3
W-Phi 12/2.....	0-0	0-0	1-1 (39)	0-0	0-0		1-1
W-@ Cin 12/9.....	0-0	0-0	1-1 (37)	1-1 (40)	0-0		2-2
W-Pit 12/16.....	0-0	1-1 (21)	0-0	0-0	1-1 (50)		2-2
L-NO 12/23.....	0-0	0-0	0-0	1-1 (47)	0-0		1-1
L-@ Was 12/30.....	0-0	0-0	0-0	1-1 (48)	0-0		1-1
Totals	1-1	5-5	13-13	7-7	3-5		29-31

2013 (Dallas)							
Game	11-19	20-29	30-39	40-49	50+	Total	
W-NYG 9/8.....	0-0	0-0	2-2 (30,38)	1-1 (45)	0-0		3-3
L-@ KC 9/15.....	0-0	0-0	1-1 (30)	0-0	2-2 (51,53)		3-3
W-SIL 9/22.....	1-1 (19)	0-0	0-1 (35M)	0-0	0-0		1-2
L-@ SD 9/29.....	0-0	0-0	0-0	0-0	0-1 (56M)		0-1
L-Den 10/6.....	0-0	0-0	0-0	2-2 (43,48)	0-0		2-2
W-Was 10/13.....	0-0	0-0	1-1 (30)	0-0	0-0		1-1
W-@ Phi 10/20.....	0-0	0-0	1-1 (38)	0-0	0-0		1-1
L-@ Det 10/27.....	0-0	0-0	0-0	1-1 (44)	2-2 (53,53)		3-3
W-Min 11/3.....	0-0	0-0	0-0	2-2 (41,44)	0-0		2-2
L-@ NO 11/10.....	0-0	0-0	1-1 (37)	0-0	0-0		1-1
W-@ NYG 11/24.....	0-0	0-0	1-1 (35)	0-0	0-0		1-1
W-Oak 11/28.....	1-1 (19)	0-0	0-0	0-0	0-0		1-1
L-@ Chi 12/9.....							
L-GB 12/15.....	0-0	1-1 (23)	0-0	2-2 (47,43)	2-2 (50,50)		5-5
W-@ Was12/22.....	0-0	1-1 (25)	0-0	0-0	0-0		1-1
L-Phi 12/29.....	0-0	0-0	1-1 (36)	2-2 (44,43)	0-0		3-3
Totals	2-2	2-2	8-9	10-10	6-7		28-30

2014 (Dallas)						
Game	11-19	20-29	30-39	40-49	50+	Total
L-SF 9/7	0-0	1-1 (29)	0-0	0-0	0-0	1-1
W-@ Ten 9/14	0-0	0-0	0-0	3-3 (48,44,48)	1-1 (51)	4-4
W-@ STL 9/21	0-0	1-1 (29)	0-0	1-1 (40)	0-0	2-2
W-NO 9/26	0-0	0-0	0-0	0-0	1-1 (51)	1-1
W-Hou 10/5	0-0	0-0	1-1 (33)	1-1 (49)	0-1 (53M)	2-3
W-@ Sea 10/12	0-0	0-0	1-1 (31)	1-1 (42)	1-1 (56)	3-3
W-NYG 10/19	0-0	0-0	0-0	1-1 (49)	0-0	1-1
L-Was 10/27	0-0	1-1 (21)	0-0	0-0	0-0	1-1
L-Ari 11/2	0-0	0-0	0-1 (35B)	0-0	1-1 (52)	1-2
W-@ Jac 11/9 (Lon.)	0-0	0-0	0-0	0-1 (48B)	1-1 (54)	1-2
W-@ NYG 11/23	0-0	0-0	1-1 (38)	0-0	0-0	1-1
L-Phi 11/27	0-0	1-1 (28)	0-0	0-0	0-0	1-1
W-@ Chi 12/4	0-0	1-1 (27)	1-1 (35)	0-0	0-0	2-2
W-@ Phi 12/14	0-0	0-0	0-0	1-1 (49)	0-0	1-1
W-Ind 12/21	0-0	0-0	0-0	0-0	0-1 (52M)	0-1
W-@ Was 12/28	0-0	1-1 (23)	2-2 (36,32)	0-0	0-0	3-3
Totals	0-0	6-6	6-7	8-9	5-7	25-29

Playoffs						
W-Det 1/4/15	0-0	0-0	0-0	0-1 (41M)	1-1 (51)	1-2
L-@ GB 1/11/15	0-0	0-0	0-0	0-0	0-1 (50B)	0-1
Totals	0-0	0-0	0-0	0-1	1-2	1-3

2015 (Dallas)						
Game	11-19	20-29	30-39	40-49	50+	Total
W-NYG 9/13	0-0	1-1 (21)	1-1 (32)	0-0	0-0	2-2
W-@ Phi 9/20	0-0	2-2 (20,28)	0-0	0-0	0-0	2-2
L-Alt 9/27	0-0	0-0	2-2 (30,38)	0-0	0-0	2-2
L-@ NO 10/4	0-0	1-1 (23)	0-0	0-0	1-1 (51)	2-2
L-NE 10/11	0-0	0-0	1-1 (30)	1-1 (48)	0-0	2-2
L-@ NYG 10/25	0-0	1-1 (27)	2-2 (33,35)	0-0	1-1 (52)	4-4
L-Sea 11/1	0-0	0-0	0-0	2-2 (41,44)	0-0	2-2
L-Phi 11/8	0-0	0-0	0-0	1-2 (42,48M)	1-1 (53)	2-3
L-@ TB 11/15	0-0	0-0	1-1 (30)	0-0	0-0	1-1
W-@ Mia 11/22	0-0	1-1 (21)	0-0	1-1 (48)	0-0	2-2
L-Car 11/26	0-0	1-1 (20)	2-2 (38,34)	0-0	1-1 (54)	4-4
W-@ Was 12/7	0-0	1-1	2-2	0-0	0-0	4-4
L-@ GB 12/13	0-0	1-1 (27)	1-1 (38)	0-0	1-1 (50)	3-3
L-NYG 12/19	0-0	1-1 (22)	0-0	1-1 (46)	0-1 (50M)	2-3
L-@ Buf 12/27	0-0	1-1	0-0	0-0	0-0	2-3
L-Was 1/3/16	0-0	1-1	0-0	0-0	0-0	2-3
Totals	0-0	9-9	10-10	6-7	5-6	30-32

2016 (Dallas)						
Game	11-19	20-29	30-39	40-49	50+	Total
L-NYG 9/11	0-0	2-2 (23,25)	0-0	0-0	2-2 (56,54)	4-4
W-@ Was 9/18	0-0	1-1 (22)	1-1 (31)	0-0	0-0	2-2
W-Chi 9/25	0-0	0-0	0-0	1-2 (49,47M)	0-0	1-2
W-@ SF 10/2	0-0	1-1 (22)	0-0	0-1 (47M)	0-0	1-2
W-Cin 10/9	0-0	1-1 (22)	1-1 (32)	1-1 (44)	0-0	3-3
W-@ GB 10/16	0-0	1-1 (23)	1-1 (38)	1-1 (49)	0-0	3-3
W-Phi 10/30	0-0	0-0	1-1 (37)	1-1 (46)	1-1 (53)	3-3
W-@ Pit 11/13	0-0	1-1 (21)	1-1 (30)	0-0	0-0	2-2
W-Bal 11/20	0-0	0-0	0-0	1-1 (46)	0-0	1-1
W-Was 11/24	0-0	0-0	1-1 (39)	0-0	0-0	1-1
W-@ Min 12/1	0-0	0-0	0-0	0-0	0-1 (55M)	0-1
L-@ NYG 12/11	0-0	1-1 (27)	2-2 (38,33)	1-1 (40)	0-2 (56M,52M)	4-6
W-TB 12/18	0-0	1-1	0-0	0-0	0-0	1-1
W-Det 12/26	0-0	1-1	0-0	0-0	0-0	1-1
L-@ Phi 1/1/17	0-0	1-1 (23)	0-0	1-1 (49)	0-0	2-2
Totals	0-0	9-9	8-8	7-9	3-6	27-32

Playoffs						
L-GB 1/15/17	0-0	0-0	1-1 (33)	0-0	2-2 (50,52)	3-3

2017 (Dallas)						
Game	11-19	20-29	30-39	40-49	50+	Total
W-NYG 9/10	0-0	1-1 (21)	1-1 (36)	2-2 (48,42)	1-1 (56)	4-4
L-@ Den 9/17	0-0	0-0	0-0	0-0	0-0	1-1
W-@ Ari 9/25	0-0	0-0	1-1 (34)	0-0	0-0	1-1
L-LAR 10/1	0-0	0-0	0-0	1-1 (43)	0-0	1-1
L-GB 10/8	0-0	0-0	0-0	0-0	0-0	1-1
W-@ SF 10/22	0-0	0-0	0-0	0-0	0-0	1-1

BAILEY'S CAREER GAME-BY-GAME, cont.

Game	11-19	20-29	2017 (Dallas), cont.	30-39	40-49	50+	Total
W-@ Was 10/29			INACTIVE/INJURED-Groin				
W-KC 11/5			INACTIVE/INJURED-Groin				
L-@ Atl 11/12			INACTIVE/INJURED-Groin				
L-PHI 11/19			INACTIVE/INJURED-Groin				
L-LAC 11/23							
W-WAS 11/30	0-0	1-1 (24)	0-0	0-0	0-0	0-0	1-1
W-@ NYG 12/10	0-0	1-1 (21)	0-0	0-0	0-0	0-2 (53M,50M)	1-3
W-@ Oak 12/17	1-1 (19)	0-0	0-0	1-1 (45)	0-0	0-0	2-2
L-SEA 12/24	0-0	0-0	2-3 (34,39,34M)	0-1 (48M)	2-2 (51,51)	4-6	
W-@ Phi 12/31	0-0	0-1 (23M)	0-0	0-0	0-0	0-1	
Totals	1-1	3-4	4-5	4-5	3-5	15-20	

COLE BEASLEY

11 • Wide Receiver

5-8 • 180 • 4/26/89

Southern Methodist • FA for '12

NFL: 7th Year • Cowboys: 7th Year

Games/Starts: 2017-15/4; Career-87/18

Postseason: 2017-0/0; Career-3/0



PRO: Cole Beasley became the only rookie free agent of 2012 to make Dallas' roster out of training camp after finishing the preseason tied for the team lead with 10 catches and second with 144 yards. Beasley saw time in the regular season as the club's slot receiver and on special teams units, playing in 10 games as a rookie, and caught 15 passes for 128 yards. Prior to the start of 2015 free agency, Beasley signed a four-year contract to keep him in Dallas through 2018. With injuries in the receiving corps in 2015, Beasley saw extended time, and had then career-bests in receptions (52), receiving yards (536) and touchdowns (five) - tops on the team. The 2016 season was a breakout of sorts for the slot receiver as he led the team in receptions (75) and yards (833) while placing second with five touchdowns - all career-highs. He caught 36 passes for 314 yards and four touchdowns (third on the team) in 2017, and has totaled 254 receptions for 2,599 yards and 20 touchdowns in his career. Hailing from nearby Little Elm, Texas and prepping collegiately in Dallas at Southern Methodist, Beasley returns in 2018 as a viable offensive weapon.

TRANSACTION SUMMARY:

3/3/15: Signed a four-year contract as a restricted free agent with Dallas through 2018.

5/4/12: Signed with Dallas as a rookie free agent.

2017:

- Started four-of-15 games played and was third on the team with four touchdowns and fourth with 36 catches and 314 yards.
- Logged his fifth career multi-touchdown game, finishing against Green Bay (10/8) with two touchdowns and 23 yards on four catches.
- Had his second multi-touchdown game of the season - sixth of his career - with two on four catches for 24 yards against Kansas City (11/5).
- Posted a career-long 54-yard catch at the N.Y. Giants (12/10).

2016:

- Led the team in catches (75) and receiving yards (833) - both career-highs - while finishing second with a career-high tying five touchdowns.
- Had a team-best 51 receptions for first downs, including a team-best 22 on third downs.
- Started in a three-receiver set at Washington (9/18) and was second in catches (five) and yards (75). Had four first down receptions, including one on third down.
- Led the team with seven catches and was second with 73 yards in the win against Chicago (9/25).
- Had a then career-long 47-yard catch to seal the game, finishing at San Francisco (10/2) with three catches for a team-high 66 yards. Credited with a rush on a lateral for seven yards - the first run of his career.
- Caught four passes for 53 yards with a 14-yard touchdown against Cincinnati (10/9), then led the team with six catches for 58 yards with two touchdowns - his fourth career multi-touchdown game - at Green Bay (10/16).
- In the overtime win against Philadelphia (10/30), caught four passes for 53 yards, including a 24-yarder on the game-winning drive. Also attempted his first career pass that fell incomplete.
- Caught five passes for 59 yards and a touchdown against Baltimore (11/20). Became the 30th player in team history to top 2,000 career receiving yards.

2015:

- Led the team with a career-high five touchdowns, tied for second with 52 catches and finished third with 536 yards.
- Topped 100 career catches and 1,000 career receiving yards with four for 49 against Atlanta (9/27).
- Led the team at New Orleans (10/4) with six catches and was second with 62 yards.
- Had a career day against Philadelphia (11/8), posting career-highs in receptions (nine) and yards (112) with a career-high tying two touchdowns. Along with Dez Bryant's 104 yards and Darren McFadden's 117 rushing yards, it was the first time since 1999 the Cowboys posted two 100-yard receivers and a 100-yard rusher.
- Caught five passes for 53 yards with a team-best two touchdowns in the finale against Washington (1/3/16).

2014:

- Tied for fourth on the team with 37 catches and four touchdowns and was fourth with 420 yards.
- In the opener against San Francisco (9/7), tied for the lead with four catches - all first downs - for 42 yards.
- Had two catches for 66 yards with a then career-long 45-yard catch for a touchdown on third down in the win at the N.Y. Giants (11/23).
- Caught three passes for 42 yards and a pair of touchdowns - his first multi-score game - at Chicago (12/4).
- In the NFC East clinching win over Indianapolis (12/21), caught two balls for 29 yards with a 24-yard touchdown.
- In the season-ending win at Washington (12/28), led the team with six catches for 57 yards.
- In his postseason debut in a Wild Card game against Detroit (1/4/15), caught four passes - three for first downs, one on third down - for 63 yards.

2013:

- Finished his second season with his first three career starts, playing in 14 games and catching 39 passes for 368 yards with two touchdowns and 10 punt returns for 68 yards.
- Made his season debut in the win over St. Louis (9/22) and caught one pass for seven yards and returned the first two punts of his career for 15 yards.
- Had his first career touchdown on a four-yard grab, finishing with four catches for 47 yards and the score against Denver (10/6).
- Had his first career start, opening as the third wideout, at Philadelphia (10/20) and caught six passes for 53 yards.

2012:

- Played in 10 games as a reserve receiver in his first season and caught 15 passes for 128 yards.
- Made his NFL debut on offense and special teams at the N.Y. Giants (9/5) but did not record any stats.
- Played receiver in the fourth quarter against Chicago (10/1) and had his first career catches - two for 14 yards.
- Added one catch for eight yards against Cleveland (11/18) before finishing third on the team in receptions (seven) and fourth in yards (68) with a long of 20 yards on Thanksgiving Day against Washington (11/22).

COLLEGE:

- As a senior, started all 12 games he played and led SMU with 86 catches for 1,040 yards (second on the team) and a pair of touchdowns.
- Started all 14 games as a junior and named second-team All-Conference USA with 1,060 yards and six touchdowns on 87 catches - second in a season in school history.
- As a sophomore, played all 12 games with seven starts and was fourth on the squad with 40 catches, 493 yards and three touchdowns.
- Played in 11 games with seven starts as a freshman and finished third on the team with 42 catches for 366 yards and three touchdowns.

PERSONAL:

- Rushed for 1,184 yards and 12 touchdowns on 157 carries, passed for 1,570 yards and 12 touchdowns and picked off three passes on defense while at Little Elm High School.
- Selected as a district co-MVP.
- Majored in sociology while at SMU.

COMMUNITY:

- 2012 Rookie Club presented by UnitedHealthcare.
- 2012-18 Dallas Cowboys U High School Camp.
- 2013 Dallas14-3
- 2014 NFL Play 60 clinic, London, England.
- 2014 Fan Appreciation Pep Rally, London, England.
- 2015 Draft Day/Fan Appreciation Party.
- 2016 Thanksgiving Day Play 60 Camp/PSA.
- 2015-16 Dirk Nowitzki Heroes Celebrity Baseball Game.
- 2017 The Salvation Army Disaster Relief Telethon for Hurricane Harvey.
- Annual Team Holiday Hospital Visits.
- Kickoff Luncheon and Dallas Cowboys Family Cookbook benefiting Happy Hill Farm.
- Make-A-Wish Foundation of North Texas.
- Salvation Army Angel Tree Christmas Program.

BEASLEY'S COWBOYS TOTALS

		RECEIVING					PUNT RETURNS					
Year Team	GP-GS	No	Yds	Avg	Long	TD	No	Yds	Avg	FC	Long	TD
2012 Dallas	10-0	15	128	8.5	20	0	0	0	0.0	0	0	0
2013 Dallas	14-3	39	368	9.4	23	2	10	68	6.8	3	14	0
2014 Dallas	16-2	37	420	11.4	45t	4	0	0	0.0	0	0	0
2015 Dallas	16-3	52	536	10.3	30	5	12	69	5.8	17	22	0
2016 Dallas	16-6	75	833	11.1	47	5	3	3	1.0	9	3	0
2017 Dallas	15-4	36	314	8.7	54	4	2	19	9.5	5	15	0
Totals	87-18	254	2,599	10.2	54	20	27	159	5.9	34	22	0
Playoffs												
2014 Dallas	2-0	7	101	14.4	19	0	0	0	0.0	0	0	0
2016 Dallas	1-0	4	45	11.3	18	0	1	8	8.0	1	8	0
Totals	3-0	11	146	13.3	19	0	1	8	8.0	1	8	0

ADDITIONAL STATISTICS

Rushing – 2016 (1 for 7).
Passing – 2016 (0 for 1).
Kickoff Returns – 2013 (1 for 11).

SINGLE-GAME HIGHS

Receptions – 9 vs. Philadelphia, 11/8/15
Receiving Yards – 112 vs. Philadelphia, 11/8/15
Long Reception – 54 at N.Y. Giants, 12/10/17
Touchdown Catches – 2, six times, last vs. Kansas City, 11/5/17

BEASLEY'S CAREER GAME-BY-GAME
RECEIVING

Game	2012 (Dallas)				
	No	Yds	Avg	Long	TD
W-@ NYG 9/5.....					
L-@ Sea 9/16.....			INACTIVE		
W-TB 9/23.....			INACTIVE		
L-Chi 10/1.....	2	14	7.0	7	0
L-@ Bal 10/14.....			INACTIVE		
W-@ Car 10/21.....			INACTIVE		
L-NYG 10/28.....					
L-@ Atl 11/4.....	1	8	8.0	8	0
W-@ Phi 11/11.....	1	3	3.0	3	0
W-Cle 11/18.....	1	8	8.0	8	0
L-Was 11/22.....	7	68	9.7	20	0
W-Phi 12/2.....	1	13	13.0	13	0
W-@ Cin 12/9.....			DID NOT PLAY		
W-Pit 12/16.....	2	14	7.0	8	0
L-NO 12/23.....					
L-@ Was 12/30.....					
Totals	15	128	8.5	20	0

Game	2015 (Dallas)				
	No	Yds	Avg	Long	TD
W- NYG 9/13.....	4	49	12.3	16	0
W-@ Phi 9/20.....	4	14	3.5	9	0
L-Atl 9/27.....	4	49	12.3	20	0
L-@ NO 10/4.....	6	62	10.3	19	0
L-NE 10/11.....	4	40	10.0	21	0
L-@ NYG 10/25.....					
L-Sea 11/1.....					
L-Phi 11/8.....	9	112	12.4	30	2
L-@ TB 11/15.....	1	8	8.0	8	0
W-@ Mia 11/22.....	1	14	14.0	14	0
L-Car 11/26.....	6	44	7.3	17	1
W-@ Was 12/7.....					
L-@ GB 12/13.....	3	25	8.3	12	0
L-NYJ 12/19.....	3	37	12.3	23	0
L-@ Buf 12/27.....	2	29	14.5	25	0
L-Was 1/3/16.....	5	53	10.6	22	2
Totals	52	536	10.3	30	5

Game	2013 (Dallas)				
	No	Yds	Avg	Long	TD
W-NYG 9/8.....			DID NOT PLAY		
L-@ KC 9/15.....			DID NOT PLAY		
W-StL 9/22.....	1	7	7.0	7	0
L-@SD 9/29.....	3	16	5.3	6	0
L-Den 10/6.....	4	47	11.8	23	1
W-Was 10/13.....	4	44	11.0	14	0
W-@ Phi 10/20.....	6	53	8.8	14	0
L-@ Det 10/27.....	1	8	8.0	8	0
W-Min 11/3.....	6	68	11.3	18	0
L-@ NO 11/10.....	1	18	18.0	18	0
W-@ NYG 11/24.....	2	13	6.5	13	0
W-Oak 11/28.....	3	19	6.3	9	0
L-@ Chi 12/9.....	2	20	10.0	11	1
L-GB 12/15.....	3	19	6.3	9	0
W-@ Was12/22.....	2	29	14.5	20	0
L-Phi 12/29.....	1	7	7.0	7	0
Totals	39	368	9.4	23	2

Game	2014 (Dallas)				
	No	Yds	Avg	Long	TD
L-SF 9/7.....	4	42	10.5	13	0
W-@ Ten 9/14.....	1	10	10.0	10	0
W-@ StL 9/21.....	1	9	9.0	9	0
W-NO 9/28.....	2	14	7.0	10	0
W-Hou 10/5.....	4	23	5.8	8	0
W-@ Sea 10/12.....	1	11	11.0	11	0
W-NYG 10/19.....					
L-Was 10/27.....	1	11	11.0	11	0
L-Ari 11/2.....	1	12	12.0	12	0
W-@ Jac 11/9 (Lon.)	1	11	11.0	11	0
W-@ NYG 11/23.....	2	66	33.0	45t	1
L-Phi 11/27.....	4	41	10.3	16	0
W-@ Chi 12/4.....	3	42	14.0	24t	2
W-@ Phi 12/14.....	4	42	10.5	13	0
W-Ind 12/21.....	2	29	14.5	24t	1
W-@ Was 12/28.....	6	57	9.5	19	0
Totals	37	420	11.4	45t	4

Playoffs					
W-Det 1/4/15.....	4	63	15.8	19	0
L-@ GB 1/11/15.....	3	38	12.7	18	0
Totals	7	101	14.4	19	0

Game	2016 (Dallas)				
	No	Yds	Avg	Long	TD
L-NYG 9/11.....	8	65	8.1	15	0
W-@ Was 9/18.....	5	75	15.0	28	0
W-Chi 9/25.....	7	73	10.4	29	0
W-@ SF 10/2.....	3	66	22.0	47	0
W-Cin 10/9.....	4	53	13.3	18	1
W-@ GB 10/16.....	6	58	9.7	19	2
W-Phi 10/30.....	4	53	13.3	24	0
W-@ Cle 11/6.....	6	56	9.3	18	1
W-@ Pit 11/13.....	5	33	6.6	10	0
W-Bal 11/20.....	5	59	11.8	18	1
W-Was 11/24.....	5	56	11.2	17	0
W-@ Min 12/1.....	2	23	11.5	13	0
L-@ NYG 12/11.....	4	41	10.3	18	0
W-TB 12/18.....	4	48	12.0	22	0
W-Det 12/26.....	4	25	6.3	12	0
L-@ Phi 1/1/17.....	3	49	16.3	33	0
Totals	75	833	11.1	47	5

Playoffs

L-GB 1/15/17.....	4	45	11.3	18	0
-------------------	---	----	------	----	---

Game	2017 (Dallas)				
	No	Yds	Avg	Long	TD
W-NYG 9/10.....	3	32	10.7	13	0
L-@ Den 9/17.....	4	33	8.3	10	0
W-@ Ari 9/25.....	1	4	4.0	4	0
L-LAR 10/1.....	3	17	5.7	12	0
L-GB 10/8.....	4	23	5.8	12	2
W-@ SF 10/22.....	1	24	24.0	24	0
W-@ Was 10/29.....	2	8	4.0	4	0
W-KC 11/5.....	4	24	6.0	7t	2
L-@ Atl 11/12.....	2	23	11.5	17	0
L-PHI 11/19.....	2	7	3.5	4	0
L-LAC 11/23.....	2	19	9.5	12	0
W-WAS 11/30.....	2	14	7.0	8	0
W-@ NYG 12/10.....	3	59	19.7	54	0
W-@ Oak 12/17.....	1	15	15.0	15	0
L-SEA 12/24.....	2	12	6.0	6	0
W-@ Phi 12/31.....			INACTIVE/INJURED-Illness		
Totals	36	314	8.7	54	4

ANTHONY BROWN

30 • Cornerback

5-11 • 196 • 12/15/93

Purdue • D6a for '16 (189th overall)

NFL: 3rd Year • Cowboys: 3rd Year

Games/Starts: 2017-16/10; Career-32/19

Postseason: 2017-0/0; Career-1/0



PRO: The Dallas Cowboys were looking to improve their depth in the defensive backfield when they drafted Anthony Brown with their first choice in the sixth round (189th overall) of the 2016 NFL Draft. After finishing his collegiate career at Purdue starting each of his final 34 games, Brown stepped up as a rookie, playing in all 16 games with nine starts. He placed sixth on the team with 56 tackles, fourth with eight breakups and was one-of-eight players with an interception. In his second season, Brown duplicated his tackle numbers from his rookie season, again finishing sixth with 56, along with his first career sack, two tackles for loss, a pressure, two interceptions and 11 breakups.

TRANSACTION SUMMARY:

4/30/16: Drafted in the sixth round (189th overall) by Dallas.

2017:

- Started 10-of-16 games played and finished sixth on the defense with 56 tackles along with two stops for losses, a sack, 11 breakups, two interceptions, one pressure and a forced fumble.
- Had the first takeaway of the season for the team, picking off a pass in the season opener against the N.Y. Giants (9/10).
- Played as a reserve against Washington (11/30) and notched his 100th career tackle, finishing with one, along with a breakup and an interception.
- Notched his first career sack along with a breakup and four tackles in the finale at Philadelphia (12/31).

2016:

- Started nine of the 16 games he played as a rookie and was sixth on the defense with 56 tackles and fourth with eight deflections.
- Made his NFL debut against the N.Y. Giants (9/11) and notched his first career tackles, finishing with four.
- Had his first NFL start in place of Orlando Scandrick (hamstrings) as the team opened in the nickel against Chicago (9/25) and posted four tackles.
- Started in the slot at San Francisco (10/2) and had three tackles and two breakups, then had nine tackles with his first career stop for a loss in the win against Cincinnati (10/9).
- Had a season-high 10 tackles - eight solo - with a tackle for a loss, his first career forced fumble and a special teams tackle in the win at Green Bay (10/16).
- Started in the base package at Minnesota (12/1) and had four tackles, one breakup and a special teams tackle.
- Intercepted his first career pass to go along with two tackles and a breakup at the N.Y. Giants (12/11).
- Had one tackle as a reserve back in the Divisional Playoff Game against Green Bay (1/15/17).

COLLEGE:

- Finished fifth on the defense with 59 tackles, one stop for a loss, a team-best four interceptions, six breakups, a fumble recovery and a blocked kick, starting all 12 games as a senior. Added 39 rush yards on a fake punt.
- Started all 12 games as a junior and finished with 54 tackles, six for losses, 1.5 sacks, a fumble recovery and 10 breakups.
- As a sophomore, started 10 of the 12 games he played, finishing second on the team with 59 stops, with three for losses, a forced fumble and three deflections.
- Played in 10 games as a reserve and notched six tackles as a freshman.

PERSONAL:

- Second-team All-Hillsborough County with 25 tackles, two interceptions and three breakups as a senior at Hillsborough High School in Tampa, Fla. Also gained 911 yards on 139 runs with 14 touchdowns, caught 18 passes for 239 yards and a touchdown and averaged 24.1 yards-per-kickoff return.
- Ran a 10.58 in the 100-meters and 21.60 in the 200 as part of Hillsborough's track & field team.
- Has a son, Anthony, Jr.
- Majored in organizational leadership and supervision at Purdue.

COMMUNITY:

- 2016 Rookie Club.
- 2016-18 Dallas Cowboys U High School Camp.
- 2017 Dallas Cowboys Draft Day/Fan Appreciation Party.
- 2017 The Salvation Army Disaster Relief Telethon for Hurricane Harvey.
- 2018 Fuel up to Play 60 Cowboy for a Day VIP Experience.
- 2018 Dirk Nowitzki Heroes Celebrity Baseball Game.
- Annual Team Holiday Hospital Visits.
- Kickoff Luncheon and Dallas Cowboys Family Cookbook benefiting Happy Hill Farm.
- Make-A-Wish Foundation of North Texas.
- Salvation Army Angel Tree Christmas Program.

STAFF

ANTHONY BROWN

2017 SEASON

RECORDS

PLAYOFF RECORDS

HISTORY

SIDELINES

A. BROWN'S COWBOYS TOTALS

		DEFENSE									INTERCEPTIONS					FUMBLES REC				
Year Team	GP-GS	ST	AT	TT	Sks- Yds	Tk/Ls	QB	Prs	PBU	FF	No	Yds	Avg	Lg	TD	No	Yds	Avg	Lg	TD
2016 Dallas	16-9	36	20	- 56	0.0(0)	2(-9)	0	8	1		1	0	0.0	0	0	0	0	0.0	0	0
2017 Dallas	16-10	44	12	- 56	1.0(-14)	2(-3)	1	11	0		2	16	8.0	16	0	0	0	0.0	0	0
Totals	32-19	80	32	- 112	1.0(-14)	4(-12)	1	19	1		3	16	5.3	16	0	0	0	0.0	0	0

Playoffs

2016 Dallas	1-0	1	0	- 1	0.0(0)	0(0)	0	0	0	0	0	0	0.0	0	0	0	0	0.0	0	0
-------------	-----	---	---	-----	--------	------	---	---	---	---	---	---	-----	---	---	---	---	-----	---	---

ADDITIONAL STATISTICS

Special Teams Tackles – 2016 (2-2-4), 2017 (3-0-3, 1FF). Totals: (5-2-7, 1 FF).

SINGLE-GAME HIGHS

Tackles – 10 at Green Bay, 10/16/16

Solo Tackles – 8 at Green Bay, 10/16/16

A. BROWN'S CAREER GAME-BY-GAME DEFENSE

2016 (Dallas)

Game	ST	AT	TT	Tk/Ls	PBU	No/Yds	Lg	TD
L-NYG 9/11	1	3	- 4					
W-@ Was 9/18								
W-Chi 9/25	3	1	- 4					
W-@ SF 10/2	1	2	- 3		2			
W-Cin 10/9	4	5	- 9	1(-3)				
W-@ GB 10/16	8	2	- 10	1(-6)				
-Phi 10/30								
W-@ Cle 11/6	1	0	- 1					
W-@ Pit 11/13	5	1	- 6					
W-Bal 11/20	0	5	- 5		1			
W-Was 11/24	6	0	- 6		1			
W-@ Min 12/1	3	1	- 4		1			
L-@ NYG 12/11	2	0	- 2		1	1/0	0	0
W-TB 12/18	2	0	- 2					
W-Det 12/26					1			
L-@ Phi 1/1/17					1			
Totals	36	20	- 56	2(-9)	8	1/0	0	0

Playoffs

L-GB 1/15/17	1	0	- 1					
--------------	---	---	-----	--	--	--	--	--

2017 (Dallas)

Game	ST	AT	TT	Tk/Ls	PBU	No/Yds	Lg	TD
W-NYG 9/10	0	1	- 1		1	1/0	0	0
L-@ Den 9/17	7	0	- 7		1			
W-@ Ari 9/25	1	2	- 3					
L-LAR 10/1	3	2	- 5	1(-2)	1			
L-GB 10/8	4	0	- 4					
W-@ SF 10/22	6	0	- 6					
W-@ Was 10/29	3	1	- 4					
W-KC 11/5	4	0	- 4	1(-1)				
L-@ Atl 11/12	4	0	- 4		2			
L-PHI 11/19	3	1	- 4		1			
L-LAC 11/23	2	0	- 2					
W-WAS 11/30	1	0	- 1		1	1/16	16	0
W-@ NYG 12/10	1	0	- 1					
W-@ Oak 12/17	1	3	- 4		3			
L-SEA 12/24	0	2	- 2					
W-@ Phi 12/31	4	0	- 4		1			
Totals	44	12	- 56	2(-3)	11	2/16	16	0

NOAH BROWN

85 • Wide Receiver

6-2 • 225 • 1/6/96

Ohio State • D7b for '17 (239th overall)

NFL: 2nd Year • Cowboys: 2nd Year

Games/Starts: 2017-13/1; Career-13/1

Postseason: 2017-0/0; Career-0/0

PRO: Looking to add a receiver with size, the Dallas Cowboys drafted Noah Brown out of Ohio State in the seventh round (239th overall) of the 2017 NFL Draft. The 6-2 wideout was a big target for the Buckeyes, and in his first season in Dallas, he played in 13 games with one start, seeing most of his time on special teams, catching four passes for 33 yards on offense. He returns in 2018 looking to become a bigger part of the Cowboys passing attack.

TRANSACTION SUMMARY:

4/29/17: Drafted in the seventh round (239th overall) by Dallas.

2017:

- Made his NFL debut in the game at Denver (9/17), playing on offense and special teams then caught his first career pass - a 13-yarder - at Arizona (9/25).
- Had his first career start as Dallas opened with three receivers against Seattle (12/24).

COLLEGE:

- Honorable mention All-Big Ten as he started all 13 games for the Buckeyes, ranked second on the team with 32 receptions and 402 receiving yards and tied for the team lead with seven touchdown catches.
- Broke a bone in his leg during fall camp and was issued a redshirt season as a sophomore.
- Played in 11 games as a true freshman and caught one pass for nine yards and had a rushing attempt for -4 yards.

PERSONAL:

- Attended Pope John XXIII High School in Sparta, N.J., where he was listed as high as the No. 9 athlete by Rivals and No. 13 by 247Sports.
- Was first-team All-New Jersey by the *Newark Star-Ledger* and named the West Jersey player of the year as a senior after amassing 1,363 total offensive yards and 21 touchdowns while helping Pope John reach the non-public league Group 3 final.
- Rushed for a combined 1,353 yards and scored 21 rushing touchdowns as a junior and senior.
- Majored in human development and family sciences.

COMMUNITY:

- 2017 Rookie Club presented by Essilor USA.
- 2017-18 Dallas Cowboys U High School Camp.
- Annual Team Holiday Hospital Visits.
- Kickoff Luncheon and Dallas Cowboys Family Cookbook benefiting Happy Hill Farm.
- Make-A-Wish Foundation of North Texas.
- Salvation Army Angel Tree Christmas Program.

N. BROWN'S COWBOYS TOTALS

Year Team	GP-GS	RECEIVING					RUSHING				
		No	Yds	Avg	Long	TD	No	Yds	Avg	Long	TD
2017 Dallas	13-1	4	33	8.3	14	0	0	0	0.0	0	0

N. BROWN'S CAREER GAME-BY-GAME RECEIVING

2017 (Dallas)					2017 (Dallas), cont.						
Game	No	Yds	Avg	Long	TD	Game	No	Yds	Avg	Long	TD
W-NYG 9/10.....			INACTIVE			L-PHI 11/19	1	14	14.0	14	0
L-@ Den 9/17						L-LAC 11/23					
W-@ Ari 9/25	1	13	13.0	13	0	W-WAS 11/30	1	-2	-2.0	-2	0
L-LAR 10/1						W-@ NYG 12/10.....					
L-GB 10/8			INACTIVE			W-@ Oak 12/17	1	8	8.0	8	0
W-@ SF 10/22						L-SEA 12/24					
W-@ Was 10/29						W-@ Phi 12/31					
W-KC 11/5			INACTIVE/INJURED-Thigh			Totals	4	33	8.3	14	0
L-@ Atl 11/12											

TACO CHARLTON

97 • Defensive End

6-6 • 275 • 11/7/94

Michigan • D1 for '17 (28th overall)

NFL: 2nd Year • Cowboys: 2nd year

Games/Starts: 2017-16/0; Career-16/0

Postseason: 2017-0/0; Career-0/0



PRO: When the Dallas Cowboys drafted Taco Charlton with the 28th pick in the first round of the 2017 NFL Draft, the club addressed a position of need while staying true to their board, picking up a top-quality edge rusher. Despite starting only 15 of the 46 games he played at Michigan, Charlton has shown flashes of his big play potential and his ability to get to the quarterback. As a rookie, Charlton played in all 16 games and was fourth on the team with 3.0 sacks, posting 19 tackles, one for a loss, 11 pressures, one breakup and a forced fumble.

TRANSACTION SUMMARY:

4/27/17: Drafted in the first round (28th overall) by Dallas.

2017:

- Played in all 16 games and was fourth with 3.0 sacks with 19 tackles, one for a loss, 11 pressures, one breakup and a forced fumble.
- Made his NFL debut in the opener against the N.Y. Giants (9/10), playing in the defensive line rotation then logged his first career stats, finishing the game at Denver (9/17) with a tackle, one stop for a loss and a hurry.
- Had his first career sack along with one tackle in the game against Kansas City (11/5).
- Added his second sack of the season against Washington (11/30) and his third against Seattle (12/24).

COLLEGE:

- Started all 11 games as a senior, earned All-Big Ten first-team honors and led the team with 9.5 sacks while adding a career-best 43 tackles, 13 for losses and two breakups.
- Played in 13 games with three starts as a junior, finishing the season with 30 tackles, 8.5 for losses, 5.5 sacks, three hurries and a forced fumble.
- Started one of the 12 games he played as a sophomore and recorded 19 tackles, 5.5 for losses, 3.5 sacks and three quarterback hurries.
- Played in 10 games as a true freshman and finished with two tackles and a half for a loss.

PERSONAL:

- Vidauntae "Taco" Charlton was a four-year letterman at Central High School in Pickerington, Ohio, playing both sides of the ball as a senior and compiled 116 tackles, 24 for losses and 19.0 sacks on defense.
- Also lettered for Central High's basketball team.
- Earned a degree in sports management from Michigan.

COMMUNITY:

- 2017 Rookie Club presented by Essilor USA.
- 2017-18 Dallas Cowboys U High School Camp.
- Annual Team Holiday Hospital Visits.
- Kickoff Luncheon and Dallas Cowboys Family Cookbook benefiting Happy Hill Farm.
- Make-A-Wish Foundation of North Texas.

CHARLTON'S COWBOYS TOTALS

		DEFENSE									INTERCEPTIONS					FUMBLES REC				
Year Team	GP-GS	ST	AT	TT	Sks-Yds	Tkl/Ls	QB Prs	PBU	FF	No	Yds	Avg	Lg	TD	No	Yds	Avg	Lg	TD	
2017 Dallas	16-0	13	6	19	3.0(-14)	1(-1)	11	1	1	0	0	0.0	0	0	0	0	0.0	0	0	

**CHARLTON'S CAREER GAME-BY-GAME
DEFENSE**

2017 (Dallas)									2017 (Dallas), cont.								
Game	ST	AT	TT	Sks Yds	Tkl/ Ls	QB Prs	PBU		Game	ST	AT	TT	Sks Yds	Tkl/ Ls	QB Prs	PBU	
W-NYG 9/10									L-PHI 11/19	3	1	4					
L-Den 9/17	0	1	1		1(-1)	1			L-LAC 11/23								
W-@ Ari 9/25	1	0	1						W-WAS 11/30	2	0	2	1.0(-7)				
L-LAR 10/1	0	1	1						W-@ NYG 12/10	3	0	3				2	
L-GB 10/8									W-@ Oak 12/17							3	
W-@ SF 10/22						2	1		L-SEA 12/24	1	0	1	1.0(-4)			2	
W-@ Was 10/29	1	0	1						L-@ Phi 12/31	1	2	3				1	
W-KC 11/5	0	1	1	1.0(-3)					Totals	13	6	19	3.0(-14)	1(-1)	11	1	
L-@ Atl 11/12	1	0	1														

LA'EL COLLINS (luhEL)

71 • Tackle

6-4 • 323 • 7/26/93

Louisiana State • FA for '15

NFL: 4th Year • Cowboys: 4th Year

Games/Starts: 2017-16/16; Career-31/30

Postseason: 2017-0/0; Career-0/0



PRO: The Dallas Cowboys signed La'el Collins as a rookie free agent after he had to pull out of the 2015 NFL Draft for personal reasons. Despite being the rookie newcomer on a line that opened holes for the 2014 rushing champion (DeMarco Murray, 1,845 yards), Collins' hard work early in 2015 paid off as he took over the starting left guard spot six games in. By season's end, Collins played in 12 games with 11 starts, helping Darren McFadden to his second career 1,000-yard season, and giving Dallas glimpses of yet another young and talented piece to a dominating offensive front. His second season barely got underway as a toe injury suffered in Week 3 landed him on Reserve/Injured for the season. He returned healthy for 2017 and was the team's starting right tackle, starting all 16 games for the first time in his career. He returns in 2018 with one pro season at tackle under his belt on a offensive line that is considered one of the best in the NFL.

TRANSACTION SUMMARY:

7/25/17: Signed a two-year contract extension through 2019.

10/5/16: Placed on Reserve/Injured with a toe injury.

5/7/15: Signed with Dallas as a rookie free agent.

2017:

- Started all 16 games for the first time in his career after making the switch from guard to right tackle and helped the team top 2,000 rushing yards for the 27th time and in consecutive seasons for the first time since 1998-99.
- Made his first professional start at tackle, manning the right side in the opener against the N.Y. Giants (9/10) and helped block for Ezekiel Elliott's 104 yards.

- At San Francisco (10/22) the offense totaled 501 yards, including 265 on the ground, for the 20th 500-yard game in team history.
- 2016:**
- Was limited to three starts in three games played after suffering a toe injury in Week 3 that required surgery and landed him on Reserve/Injured.
 - Did not yield a sack in the season opener against the N.Y. Giants (9/11) as Dak Prescott became the fourth Cowboys rookie to start a season at quarterback. Also blocked for Elliott, who became the fourth rookie running back to start the opener for the club.
 - Played the first half of the win against Chicago (9/25) before a toe injury forced him from the game. Blocked for 135 rushing yards and three first half scores before the injury.
 - Inactive/Injured (toe) at San Francisco (10/2) then placed on Reserve/Injured for the injury on Oct. 5.
- 2015:**
- Played in 12 games with 11 starts as a rookie free agent, helping McFadden to his second career 1,000-yard season, including five games with 100-or-more yards - second in his career.
 - Made his NFL debut rotating series at left guard with Mackenzy Bernadeau as Ronald Leary (groin) was sidelined for the win at Philadelphia (9/20).
 - Made his first career NFL start with Leary (groin) sidelined against Atlanta (9/27), and helped Dallas average 6.0 yards-per-carry (21 for 127) with four touchdowns - the most since four at Arizona (11/15/98).
 - Took over the starting spot in place of Leary at the N.Y. Giants (10/25) and helped the offense rush for 233 yards with one touchdown on 41 carries (5.7) as the unit racked up 460 total yards.
 - Against Philadelphia (11/8) helped the offense rack up 411 yards as McFadden topped 100 rushing yards (117) and two receivers (Cole Beasley, 112, and Dez Bryant, 104) both topped 100 receiving yards to mark the first time since 1999 Dallas had a pair of 100-yard receivers along with a 100-yard rusher.
 - Blocked for an offense that rushed for 171 yards and one touchdown on 20 carries (8.6), including long runs of 50, 45 and 22 yards at Green Bay (12/13).
 - McFadden rushed for his fifth 100-yard game and the line blocked for Kellen Moore's NFL debut after he stepped in for Matt Cassel at the beginning of the second quarter against the N.Y. Jets (12/19).
 - In Moore's first career start, did not yield a sack on 31 attempts as the running game averaged 4.8 yards-per-carry (25 for 121) at Buffalo (12/27).
 - Inactive with an ankle injury for the season finale at Washington (1/3/16).
- COLLEGE:**
- One of the top offensive linemen in LSU history, capping off his career with the Jacobs Blocking Trophy as the top offensive lineman in the SEC as voted by league coaches.
 - Three-year starter at left guard (sophomore) then left tackle (junior and senior).
 - Played in 45 games with 38 starts through his collegiate career.
 - Was a 2014 *USA Today* and AP second-team All-America pick and first-team All-SEC by coaches and AP.
 - Started all 13 games at left tackle for LSU as a senior and was the recipient of the Charles McClendon Award for the most outstanding player on the team.
 - Started 12 games at left tackle as a junior after playing guard the previous two seasons.
 - As a sophomore, started all 13 games at left guard and was an honorable mention All-SEC pick.
 - Played in seven games as a reserve offensive lineman as a freshman.
- PERSONAL:**
- One of the top offensive tackles in the nation out of Redemptorist High School in Baton Rouge, La.
 - Was a 2011 *Parade* first-team All-America and a five-star prospect by every major recruiting source.
 - Named to the Louisiana 3A all-state team in each of his final three prep seasons.
 - Majored in sports administration at LSU.
- COMMUNITY:**
- 2015 Rookie Club presented by UnitedHealthcare.
 - 2015-18 Dallas Cowboys U High School Camp.
 - 2015 Early Thanksgiving Day meal at The Salvation Army.
 - WrestleMania 32 week community event at Dave & Buster's for Make-a-Wish.
 - 2016, 2018 Dirk Nowitzki Heroes Celebrity Baseball Game.
 - 2017 Dallas Cowboys Draft Day/Fan Appreciation Party.
 - 2017-18 Taste of The Cowboys benefiting North Texas Food Bank.
 - 2017 The Salvation Army Disaster Relief Telethon for Hurricane Harvey.
 - 2017 Thanksgiving Military Family Surprise presented by Ford.
 - Annual Team Holiday Hospital Visits.
 - Kick Off Luncheon and Dallas Cowboys Family Cookbook benefiting Happy Hill Farm.
 - Make-A-Wish Foundation of North Texas.
 - Salvation Army Angel Tree Christmas Program.

L. COLLINS' COWBOYS TOTALS

GAMES/STARTS (regular season, playoffs): 2015 (12/11); 2016 (3/3,0/0-IR); 2017 (16/16) Totals (31/30).

MALIEK COLLINS

96 • Defensive Tackle


6-2 • 308 • 4/8/95

Nebraska • D3 for '16 (67th overall)

NFL: 3rd Year • Cowboys: 3rd Year

Games/Starts: 2017-16/16; Career-32/30

Postseason: 2017-0/0; Career-1/1



PRO: The Dallas Cowboys addressed their need on the defensive line with the selection of Nebraska defensive lineman Maliek Collins with the team's third round pick (67th overall) of the 2016 NFL Draft. As a rookie, Collins played in all 16 games with 14 starts, helping plug up the middle of the defensive line, finishing second on the team with 5.0 sacks. He returned in 2017 as a starter in the middle, starting all 16 games and finishing fifth with 2.5 sacks and third with 24 pressures. He will return in 2018 as a key piece on the interior of the defensive line for Dallas.

TRANSACTION SUMMARY:

4/29/16: Drafted in the third round (67th overall) by Dallas.

2017:

- Started all 16 games and placed third on the defense with 25 pressures and third with 2.5 sacks while posting 18 tackles, three for losses, and two fumble recoveries.
- Had his second career multi-sack game with two, along with five tackles and two hurries at Arizona (9/25).

2016:

- Played in all 16 games with 14 starts and was second on the team 5.0 sacks while finishing second among linemen, 13th on the team, with 31 tackles and third with 14 pressures.
- Made his NFL debut in the opener against the N.Y. Giants (9/11) and had one tackle and two hurries.
- Against Chicago (9/25) started his first career pro game and had one tackle, his first career hurry and a tackle for loss.
- Had his first career sacks, finishing with two at Cleveland (11/6) to become the Cowboys first rookie with multiple sacks in a game since DeVonte Holloman in 2013.
- Added three tackles and a sack in the Thursday night win at Minnesota (12/1), then had two tackles, a sack, one pressure a forced fumble and a fumble recovery again Tampa Bay (12/18).
- Had a sack and a pair of hurries in the Monday night win against Detroit (12/26).
- In the Divisional Playoff Game against Green Bay (1/15/17), had a team-best four pressures with one tackle.

COLLEGE:

- Played in all 13 games with 12 starts as a junior as the anchor of a strong defensive line and made 29 tackles, seven tackles for loss, 2.5 sacks and six quarterback hurries on the year.
- As a sophomore, started all 13 games and led the Huskers in tackles for loss with 14, while ranking second on the team with 4.5 sacks and 13 quarterback hurries while also adding 45 tackles.
- Played in 12 games with one start as a freshman while recording 12 tackles.

PERSONAL:

- Saw time on both sides of the ball for Kansas City Center High School in Kansas City, Mo.
- Recorded 102 tackles as a senior including 43 tackles for loss, 15.0 sacks, five forced fumbles and three fumble recoveries while also playing on the offensive line.
- Helped Center High to a 10-4 record and a trip to the quarterfinals of the Missouri Class 3A state playoffs.
- Was a standout wrestler, and as a senior, won the Missouri Class 2A state championship with a perfect 48-0 record. Reached the quarterfinals at the state meet in the heavyweight class as a junior with a 48-5 record.
- Majored in sociology at Nebraska.

COMMUNITY:

- 2016 Rookie Club.
- 2016-18 Dallas Cowboys U High School Camp.
- 2017 Dallas Cowboys Draft Day/Fan Appreciation Party.
- 2017 The Salvation Army Disaster Relief Telethon for Hurricane Harvey.
- Annual Team Holiday Hospital Visits.
- Kick Off Luncheon and Dallas Cowboys Family Cookbook benefiting Happy Hill Farm.
- Make-A-Wish Foundation of North Texas.
- Salvation Army Angel Tree Christmas Program.

M. COLLINS' COWBOYS TOTALS

		DEFENSE										INTERCEPTIONS					FUMBLES REC				
Year Team	GP-GS	ST	AT	TT	Sks-Yds	Tkl/Ls	QB	Prs	PBU	FF	No	Yds	Avg	Lg	TD	No	Yds	Avg	Lg	TD	
2016 Dallas	16-14	18	13	31	5.0(-36)	1(-3)	14	0	1	0	0	0.0	0	0	0	1	0	0.0	0	0	
2017 Dallas	16-16	12	6	18	2.5(-15)	3(-6)	25	0	0	0	0	0	0.0	0	0	2	6	3.0	6	0	
Totals	32-30	30	19	49	7.5(-51)	4(-9)	39	0	1	0	0	0.0	0	0	0	3	6	2.0	6	0	
Playoffs																					
2016 Dallas	1-1	0	1	1	0.0(0)	0(0)	4	0	0	0	0	0	0.0	0	0	0	0	0.0	0	0	

TYRONE CRAWFORD

98 • Defensive Line

6-4 • 285 • 11/22/89

Boise State • D3 for '12 (81st overall)

NFL: 7th Year • Cowboys: 7th Year

Games/Starts: 2017-16/14; Career-77/59

Postseason: 2017-0/0; Career-3/2



PRO: With their second selection of the 2012 NFL Draft, the Dallas Cowboys addressed the defensive line with a raw and gifted athlete in Tyrone Crawford in the third round (81st overall). Crawford worked into the mix on the defensive line as a rookie, playing in all 16 games and posted 33 tackles and five pressures. He worked through the offseason to compete for a starting spot in 2013 but a torn Achilles tendon suffered in training camp ended his season before it started. He spent 2013 rehabbing the injury and returned in full health for 2014, starting the season as one of the team's defensive ends before moving inside and starting 12 regular season games and both playoff contests at tackle. After signing a five-year extension at the start of the 2015 season, Crawford manned one of the inside spots and started all 16 games for the first time in his career, finishing third on the team with 5.0 sacks. Crawford finished 2016 with 4.5 sacks and six stops for losses, playing both inside and outside spots. Crawford started 14-of-16 games played in 2017 and tallied 4.0 sacks (third) and 26 hurries (second).

TRANSACTION SUMMARY:

9/12/15: Signed a five-year contract extension through 2020.

8/27/13: Placed on Reserve/Injured with an Achilles injury.

4/27/12: Drafted in the third round (81st overall) by Dallas.

2017:

- Started 14-of-16 games and finished third on the team with 4.0 sacks and second with 26 hurries along with 38 tackles - two for losses - two pass breakups, a forced fumble, one recovery and a blocked field goal attempt.
- Had his second sack of the season against Green Bay (10/8), then followed that with a sack at San Francisco (10/22) for consecutive games with a sack for the first time in his career.
- In his 50th career start, logged a sack in his third straight game along with three tackles, one pressure, a forced fumble and blocked field goal, winning NFC Special Teams Player of the Week honors at Washington (10/29).

2016:

- Started all 14 regular season games he played, missing two with a shoulder and hamstring injury, and tallied 21 tackles, 4.5 sacks - third on the team - a career-high six stops for losses (second) and 17 pressures - second.
- Mixed in at end in the second half at Washington (9/18) and had one sack and a pressure.
- In his 50th career outing, shifted outside to start at end against Chicago (9/25) and notched three tackles, two for losses, a hurry and his first career fumble recovery.
- Again started at end and had a sack, two hurries and four tackles in the win at San Francisco (10/2).
- In the overtime win against Philadelphia (10/30), had one tackle, 1.5 sacks - his second career multi-sack game - two tackles for losses and a fumble recovery.
- Had a team-best four hurries with one tackle and a stop for a loss on Thanksgiving Day against Washington (11/24).

2015:

- Started all 16 games for the first time in his career and placed third on the defense with 5.0 sacks (career-best) and 27 pressures, 10th with a career-high 44 tackles, while adding two stops for losses, and a pass breakup.
- Posted two tackles, the first sack of the season for the defense, a tackle for a loss and a pressure in the season-opening win against the N.Y. Giants (9/13).
- Assisted on one tackle, to give him 75 career stops, along with a hurry against Atlanta (9/27), then led the team with four pressures with two tackles at New Orleans (10/4).
- Had a sack, a pressure and four stops against New England (10/11), then posted a team-high tying four pressures with one breakup and one tackle against Philadelphia (11/8).
- Posted a season-best five tackles with one sack and two breakups at Tampa Bay (11/15), then had four tackles, a sack, one hurry and his first career blocked kick - field goal - on Thanksgiving Day against Carolina (11/26).

2014:

- Returned to the field after missing 2013 with a torn Achilles and started all 15 games he played, finishing 11th on the defense with 37 tackles, tied for third with 3.0 sacks and second with a personal-high 29 hurries.
- Was voted by his teammates as the Ed Block Courage Award winner for his work in getting back on the field after suffering the season-ending Achilles injury in 2013.
- In the season opener against San Francisco (9/7), made his first career start and finished with one pressure.
- Had a career-best five quarterback hurries in the win at Tennessee (9/14).
- Had a season-best and career-high six tackles (five solo) with a pair of pressures against the N.Y. Giants (10/19).
- Had two tackles, his first career sack and first career forced fumble - on the same play - along with a hurry on Thanksgiving Day against Philadelphia (11/27).
- Had his first career multi-sack game with two at Philadelphia (12/14).
- Led the line with four tackles with a hurry and a breakup in the Wild Card Playoff Game against Detroit (1/4/15).
- Added two tackles, a pressure and a breakup in the Divisional Playoff loss at Green Bay (1/11/15).

2013:

- Tore his Achilles tendon during a training camp practice, underwent surgery and spent the season rehabbing.

2012:

- Played in all 16 games as a reserve end and finished with 33 tackles and five pressures.
- Made his NFL debut in the opener at the N.Y. Giants (9/5) but did not record any stats.
- Recorded the first stats of his career with three tackles and two pressures against Tampa Bay (9/23).
- Had a season-best five tackles on Thanksgiving Day against Washington (11/22).
- Had three tackles in each of the final three games of his rookie season - against Pittsburgh (12/16) and New Orleans (12/23) and at Washington (12/30).

STAFF

TYRONE CRAWFORD

2017 SEASON

RECORDS

PLAYOFF RECORDS

HISTORY

SIDELINES

COLLEGE:

- Part of a defensive line that led the WAC and ranked 17th nationally in run defense and first in the WAC, 12th in the country in scoring defense and total defense (16th in the country).
- Started 11 games while leading the team - tied for fourth in the WAC - with 6.5 sacks. Also paced the Broncos with 13.5 tackles for loss (third in the conference) while tallying 44 tackles, two quarterback pressures, three forced fumbles, two fumble recoveries - one returned for a touchdown - and a blocked kick.
- Played in all 13 games as a reserve weak-side defensive end during his first season at Boise State and received All-America honorable mention from *Sports Illustrated*.
- Recorded 32 tackles with a forced fumble, a fumble recovery, a pass deflection and a blocked kick.
- Received All-America, All-State and All-Southern California Football Association first-team honors and named the SCFA and National Northern Division Defensive Most Valuable Player honors at Bakersfield Junior College.
- Notched 42 tackles and led the team (eighth among state junior colleges) with 8.0 sacks and 14 stops for loss.
- Earned All-SCFA first-team honors at Bakersfield as a freshman.
- Played in nine games with 38 tackles, 6.0 sacks, 13 tackles for loss, one breakup and a fumble recovery.

PERSONAL:

- Attended Catholic Central High School, in Windsor, Ontario, Canada, where he was a three-sport standout.
- In four seasons on the gridiron, including his last two campaigns serving as team captain, the two-way player earned All-Windsor & Essex County Secondary School Athletic Association first-team honors.
- Lettered twice in track and field at Central Catholic, as he captured gold medals both seasons in the shot put at the WECSSAA, South Western Ontario Secondary School Athletic Association and Ontario Federation of School Athletic Associations championships.
- Also won gold medals in the discus at the WECSSAA and SWOSSAA finals in 2004 and 2005.
- Added two letters in basketball and was named the WECSSA Most Valuable Player in 2007.
- Was a physical education major.
- He and his wife, Kelsey, were married in March, 2016.

COMMUNITY:

- 2012 Rookie Club presented by UnitedHealthcare.
- 2012 NFL United Way Hometown Huddle.
- 2012-18 Dallas Cowboys U High School Camp.
- 2013-15, 2017 Dallas Cowboys Draft Day/Fan Appreciation Party.
- 2014 Stars over Texas Racing Against the Odds benefiting the American Diabetes Association.
- 2014 Draft Day Movie Premiere.
- 2014-15, 2017 Early Thanksgiving Day Meal at The Salvation Army.
- 2014 USA Football and Football Canada Press Conference guest speaker.
- 2014 Team Cowboys/Komen Race for the Cure Registration event.
- 2014 Cowboys United Way Hometown Huddle Play 60 Clinic.
- 2014 Fitness Zone Dedication at The Salvation Army.
- 2015-18 Reliant Home Run Derby benefiting the Salvation Army.
- 2014 NFL Play 60 clinic, London, England.
- 2014 Fan Appreciation Pep Rally, London, England.
- 2015 Taste of the NFL: The Ultimate Cowboys Tailgate Party benefiting North Texas Food Bank.
- 2016 Fashion's for First Downs Dallas Cowboys Women's Charity Fashion Show.
- 2016 Dirk Nowitzki Heroes Celebrity Baseball Game.
- 2017 The Salvation Army volunteer bell ringer.
- 2017 Fuel Up to Play60 School visit.
- 2017 Character Playbook School Launch.
- 2017 Fuel Up to Play60 Special Guest Presenter.
- 2017 NFL My Cause My Cleats Campaign.
- 2017 Carswell Air Force Base Visit presented by Academy Sports.
- 2017 Bike Donation to Elementary School youth presented by Academy Sports.
- 2017 Character Playbook Live.
- Annual Team Holiday Hospital Visits.
- Kickoff Luncheon and Dallas Cowboys Family Cookbook benefiting Happy Hill Farm.
- Make-A-Wish Foundation of North Texas.
- Salvation Army Angel Tree Christmas Program.

T. CRAWFORD'S COWBOYS TOTALS

		DEFENSE										INTERCEPTIONS					FUMBLES REC				
Year Team	GP-GS	ST	AT	TT	Sks-Yds	Tkl/Ls	QB Prs	PBU	FF	No	Yds	Avg	Lg	TD	No	Yds	Avg	Lg	TD		
2012 Dallas	16-0	18	15	33	0.0(0)	0(0)	5	0	0	0	0	0.0	0	0	0	0	0.0	0	0		
2013 Dallas	0-0	RESERVE/INJURED-Achilles										RESERVE/INJURED					RESERVE/INJURED				
2014 Dallas	15-15	21	16	37	3.0(-22)	4(-9)	29	1	1	0	0	0.0	0	0	0	0	0.0	0	0		
2015 Dallas	16-16	21	23	44	5.0(-33)	2(-3)	27	1	0	0	0	0.0	0	0	0	0	0.0	0	0		
2016 Dallas	14-14	14	7	21	4.5(-26)	6(-10)	17	0	0	0	0	0.0	0	0	2	0	0.0	0	0		
2017 Dallas	16-14	20	18	38	4.0(-30)	2(-4)	26	2	1	0	0	0.0	0	0	1	0	0.0	0	0		
Totals	77-59	94	79	173	16.5(-111)	14(-26)	104	4	2	0	0	0.0	0	0	3	0	0.0	0	0		
Playoffs																					
2014 Dallas	2-2	5	1	6	0.0(0)	0(0)	2	2	0	0	0	0.0	0	0	0	0	0.0	0	0		
2016 Dallas	1-0	1	0	1	0.0(0)	0(0)	1	0	0	0	0	0.0	0	0	0	0	0.0	0	0		
Totals	3-2	6	1	7	0.0(0)	0(0)	3	2	0	0	0	0.0	0	0	0	0	0.0	0	0		

ADDITIONAL STATISTICS

Blocked Kicks – 2017 (1-FG).

CRAWFORD'S SINGLE-GAME HIGHS

Tackles – 6, vs. N.Y. Giants, 10/19/14

Solo Tackles – 5, three times, last, vs. N.Y. Giants, 10/19/14

Sacks – 2.0 at Philadelphia, 12/14/14

Pressures – 5, at Tennessee, 9/14/14

CRAWFORD'S CAREER GAME-BY-GAME DEFENSE

2012 (Dallas)							
Game	ST	AT	TT	Sks Yds	Tkl/ Ls	QB Prs	PBU
W- NYG 9/5.....							
L-@ Sea 9/16.....							
W-TB 9/23.....	2	1	3			2	
L-Chi 10/1.....	0	2	2			1	
L-@ Bal 10/14.....	0	1	1				
W-@ Car 10/21.....	1	1	2				
L-NYG 10/28.....	1	0	1				
L-@ Atl 11/4.....	1	1	2				
W-@ Phi 11/11.....	2	1	3			1	
W-Cle 11/18.....	1	0	1				
L-Was 11/22.....	5	0	5				
W-Phi 12/2.....	0	2	2				
W-@ Cin 12/9.....	0	2	2				
W-Pit 12/16.....	2	1	3				
L-NO 12/23.....	1	2	3			1	
W-@ Was 12/30.....	2	1	3				
Totals	18	15	33			5	

2013 (Dallas)							
Game	ST	AT	TT	Sks Yds	Tkl/ Ls	QB Prs	PBU
W-NYG 9/8.....				RESERVE/INJURED-Achilles			
L-@ KC 9/15.....				RESERVE/INJURED-Achilles			
W-SIL 9/22.....				RESERVE/INJURED-Achilles			
L-@SD 9/29.....				RESERVE/INJURED-Achilles			
L-Den 10/6.....				RESERVE/INJURED-Achilles			
W-Was 10/13.....				RESERVE/INJURED-Achilles			
W-@ Phi 10/20.....				RESERVE/INJURED-Achilles			
L-@ Det 10/27.....				RESERVE/INJURED-Achilles			
L-@ NO 11/10.....				RESERVE/INJURED-Achilles			
W-Min 11/3.....				RESERVE/INJURED-Achilles			
W-@ NYG 11/24.....				RESERVE/INJURED-Achilles			
W-Oak 11/28.....				RESERVE/INJURED-Achilles			
L-@ Chi 12/9.....				RESERVE/INJURED-Achilles			
L-GB 12/15.....				RESERVE/INJURED-Achilles			
W-@ Was 12/22.....				RESERVE/INJURED-Achilles			
L-Phi 12/29.....				RESERVE/INJURED-Achilles			
Totals							

2014 (Dallas)							
Game	ST	AT	TT	Sks Yds	Tkl/ Ls	QB Prs	PBU
L-SF 9/7.....							1
W-@ Ten 9/14.....							5
W-@ STL 9/21.....	2	1	3			3	
W-NO 9/28.....	2	1	3			2	1
W-Hou 10/5.....	1	3	4		1(-1)	1	
W-@ Sea 10/12.....	1	1	2			3	
W-NYG 10/19.....	5	1	6			2	
L-Was 10/27.....	1	2	3		1(-2)		
L-Ari 11/2.....	1	1	2			3	
W-@ Jac (Lond) 11/9.....				INACTIVE/INJURED-Knee			
W-@ NYG 11/23.....	2	3	5			2	
L-Phi 11/27.....	2	0	2	1.0(-7)	1(-1)	1	
W-@ Chi 12/4.....	1	0	1			3	
W-@ Phi 12/14.....				2.0(-15)		1	
W-Ind 12/21.....	0	1	1		1(-5)	1	
W-@ Was 12/28.....	3	2	5			1	
Totals	21	16	37	3.0(-22)	4(-9)	29	1

Playoffs							
Game	ST	AT	TT	Sks Yds	Tkl/ Ls	QB Prs	PBU
W-Det 1/4/15.....	4	0	4			1	1
L-@ GB 1/11/15.....	1	1	2			1	1
Total.....	5	1	6			2	2

2015 (Dallas)							
Game	ST	AT	TT	Sks Yds	Tkl/ Ls	QB Prs	PBU
W- NYG 9/13.....	0	2	2	1.0(-3)	1(-1)	1	
W-@ Phi 9/20.....	0	2	2			2	
L-Atl 9/27.....	0	1	1			1	
L-@ NO 10/4.....	1	1	2			4	
L-NE 10/11.....	2	2	4	1.0(-8)		1	
L-@ NYG 10/25.....	2	1	3			1	
L-Sea 11/1.....	2	2	4				
L-Phi 11/8.....	1	0	1			4	1
L-@ TB 11/15.....	4	1	5	1.0(-4)		2	
W-@ Mia 11/22.....	0	2	2			2	
L-Car 11/26.....	4	0	4	1.0(-18)		1	
W-@ Was 12/7.....	2	1	3			2	
L-@ GB 12/13.....	0	2	2		1(-2)		
L-NYJ 12/19.....	1	1	2	1.0(0)		2	
L-@ Buf 12/27.....	1	2	3			3	
L-Was 1/3/16.....	1	3	4			1	
Totals	21	23	44	5.0(-33)	2(-3)	27	1

2016 (Dallas)							
Game	ST	AT	TT	Sks Yds	Tkl/ Ls	QB Prs	PBU
L-NYG 9/11.....	2	0	2				
W-@ Was 9/18.....				1.0(-8)		1	
W-Chi 9/25.....	1	1	2		2(-3)	1	
W-@ SF 10/2.....	3	1	4	1.0(-7)		2	
W-Cin 10/9.....	1	2	3			2	
W-@ GB 10/16.....	0	1	1			1	
W-Phi 10/30.....	1	0	1	1.5(-3)	2(-3)		
W-@ Cle 11/6.....	1	0	1			1	
W-@ Pit 11/13.....	1	1	2				
W-Bal 11/20.....	1	0	1		1(-2)	1	
W-Was 11/24.....	0	1	1		1(-3)	4	
W-@ Min 12/1.....						2	
L-@ NYG 12/11.....	1	1	2	1.0(-8)		2	
W-TB 12/18.....	1	0	1				
W-Det 12/26.....				INACTIVE/INJURED-Shoulder/Hamstring			
L-@ Phi 1/1/17.....				INACTIVE/INJURED-Shoulder/Hamstring			
Totals	14	7	21	4.5(-26)	6(-10)	17	

Playoffs							
Game	ST	AT	TT	Sks Yds	Tkl/ Ls	QB Prs	PBU
L-GB 1/15/17.....	1	0	1			1	

2017 (Dallas)							
Game	ST	AT	TT	Sks Yds	Tkl/ Ls	QB Prs	PBU
W-NYG 9/10.....	2	0	2			1	
L-@ Den 9/17.....	0	3	3			1	
W-@ Ari 9/25.....	1	2	3	1.0(-6)		4	
L-LAR 10/1.....	1	0	1		1(-1)	3	
L-GB 10/8.....	1	1	2	1.0(-8)		1	
W-@ SF 10/22.....	1	2	3	1.0(-8)		2	
W-@ Was 10/29.....	2	1	3	1.0(-8)		1	
W-KC 11/5.....						3	
L-@ Atl 11/12.....	1	1	2			1	
L-Phi 11/19.....	0	1	1			3	
L-LAC 11/23.....	1	0	1			1	
W-WAS 11/30.....	2	2	4			3	1
W-@ NYG 12/10.....	2	0	2			1	
W-@ Oak 12/17.....	2	1	3				
L-SEA 12/24.....	2	2	4		1(-3)	1	
W-@ Phi 12/31.....	2	2	4			1	
Totals	20	18	38	4.0(-30)	2(-4)	26	2

KONY EALY

76 • Defensive End

6-4 • 275 • 12/21/1991

Missouri • UFA(NYJ) for '18

NFL: 5th Year • Cowboys: 1st Year

Games/Starts: 2017-15/4-NYJ; Career-62/19

Postseason: 2017-0/0; Career-5/1



PRO: The Dallas Cowboys signed Kony Ealy during the second wave of free agency in 2018 to help bolster the pass rush on a Rod Marinell defensive line that has steadily improved during his tenure as defensive coordinator. Ealy was originally a second round choice (60th overall) by Carolina in the 2014 NFL Draft, playing in 47 games for the Panthers over three seasons and totaling 75 tackles with 14.0 sacks, six forced fumbles, two fumble recoveries, one interception and five passes defended. In Super Bowl 50 (2015 season), Ealy set a Super Bowl record with three sacks on Peyton Manning, tying Reggie White (Super Bowl XXXI) and Darnell Dockett (Super Bowl XLIII) while adding an interception, a forced fumble, a fumble recovery and eight tackles. Ealy was traded to the New England Patriots in the 2017 offseason, but was waived prior to the start of the regular season and claimed off waivers by the N.Y. Jets. He played 15 games for the Jets, posting 18 tackles, one sack, nine breakups, an interception, and three hurries. Through his career, Ealy has started 19-of-62 games and tallied 15.0 sacks.

TRANSACTION SUMMARY:

- 4/10/18:** Signed a one-year contract with Dallas through 2018.
- 8/26/17:** Waived by New England and claimed off waivers by the N.Y. Jets (8/27).
- 3/10/17:** Traded to New England from Carolina for draft picks.
- 5/9/14:** Drafted in the second round (60th overall) by Carolina.

2017 (New England/N.Y. Jets):

- Traded to New England from Carolina in March, released by the Patriots before the start of the regular season and claimed off waivers by the N.Y. Jets.
- Started four-of-15 games for the Jets and tallied 20 tackles, a tackle for loss, nine pass deflections and a sack.
- Made his Jets debut in a start at outside linebacker at Buffalo (9/10) and notched four tackles, one for a loss and a pass breakup.
- Intercepted a pass with a career-high four breakups - the most by a Jets lineman - against Jacksonville (10/1).

2016 (Carolina):

- Saw action in all 16 games while starting the first six contests of the year and totaled 32 tackles with five sacks (second) and two forced fumbles (second).
- Had a season-high five tackles against Tampa Bay (10/10) then had his first career regular season interception in the game against Arizona (10/30).
- Notched three tackles and a sack at Los Angeles (11/6), then had his second sack against New Orleans (11/17).
- Logged three tackles (one for loss) with a sack with forced fumbles on back-to-back plays at Seattle (12/4).
- Matched his career-high with his fifth sack of the season at Tampa Bay (1/1/17).

2015 (Carolina):

- Played in all 16 games with nine starts and finished fourth on the team with a five sacks, recorded a sack in five consecutive games, the longest streak of his career. Added 31 tackles, three forced fumbles, two fumble recoveries and two passes defended on a unit that finished top-10 in the NFL in total defense, ranking sixth.
- Started a streak of five games with a sack against Indianapolis (11/2), and ending with a sack at Dallas (11/26).
- Played in all three postseason games, and in Super Bowl 50, set Super Bowl record with three sacks on Peyton Manning, tying Reggie White (Super Bowl XXXI) and Darnell Dockett (Super Bowl XLIII) while adding an interception, a forced fumble, fumble recovery and eight tackles.

2014 (Carolina):

- Earned PFWA All-Rookie honors, playing in 15 games and tying for third on the Panthers with 4.0 sacks to go along with 12 tackles, six hurries and a forced fumble.
- Garnered a season high three tackles with his first career sack in the game against Seattle (10/26).
- Made his NFL debut against Detroit (9/14) and notched his first tackle.
- Had a season-best three tackles with his first career sack against Seattle (10/26).
- Finished the season with a sack in each of the last three games of the regular season.
- Played in both postseason games, and was part of a defense that set an NFL record for the fewest yards allowed in a postseason game with 78, contributing four tackles against Arizona (1/3/15).

COLLEGE:

- Started 25-of-38 games at Missouri, earning first team All-Southeastern Conference honors as a junior and compiling 93 tackles, 27.5 tackles for loss, 14.0 sacks, four forced fumbles, 13 passes defended and an interception in his career.
- Started 14 games and stood second on the Tigers with 9.5 sacks and 14.5 tackles for loss while pacing the team with 14 quarterback pressures - the second most in school history - his junior season. Key member of defense that gathered a conference-high 41.0 sacks and compiled 43 tackles and forced a team-leading three fumbles to go along with one fumble recovery.
- Played in 12 games with 10 starts and finished third on the team with 10 tackles for loss while recording 37 tackles, 3.5 sacks, five quarterback pressures and one forced fumble as a sophomore.
- As a freshman, played in 12 games with one start and notched 13 tackles, three tackles for loss and one sack.

PERSONAL:

- Attended New Madrid, Mo., County Central High School, where he was a three sport athlete.
- Earned first team All-State, All-Conference, All-Region, and All-District in football as a senior.
- Majored in business management at Missouri.

COMMUNITY:

- 2018 Dallas Cowboys U High School Camp.

EALY'S NFL TOTALS

		DEFENSE									INTERCEPTIONS					FUMBLES REC				
Year Team	GP-GS	ST	AT	TT	Sks-Yds	Tkl/Ls	QB Prs	PBU	FF	No	Yds	Avg	Lg	TD	No	Yds	Avg	Lg	TD	
2014 Carolina.....	15-0	9	3	12	4.0(-33)	0(0)	6	0	1	0	0	0.0	0	0	0	0	0.0	0	0	
2015 Carolina.....	16-9	17	14	31	5.0(-30)	2(-7)	10	2	3	0	0	0.0	0	0	2	0	0.0	0	0	
2016 Carolina.....	16-6	19	13	32	5.0(-23)	1(-2)	7	3	2	1	7	7.0	7	0	0	0	0.0	0	0	
2017 N.Y. Jets.....	15-4	12	8	20	1.0(-5)	1(-1)	3	9	0	1	9	9.0	9	0	0	0	0.0	0	0	
Totals	62-19	57	38	95	15.0(-91)	4(-10)	26	14	6	2	16	8.0	9	0	2	0	0.0	0	0	
Playoffs																				
2014 Carolina.....	2-0	3	1	4	0.0(0)	1(-6)	0	0	0	0	0	0.0	0	0	0	0	0.0	0	0	
2015 Carolina.....	3-1	5	3	8	3.0(-23)	0(0)	2	0	1	1	19	19.0	19	0	1	0	0.0	0	0	
Totals	5-1	8	4	12	3.0(-23)	1(-6)	1	0	1	1	19	19.0	19	0	1	0	0.0	0	0	

EALY'S SINGLE-GAME HIGHS

Tackles – 5 at Tampa Bay, 10/4/15 and vs. Tampa Bay, 10/10/16

Solo Tackles – 4 vs. Tampa Bay, 10/10/16

EALY'S SACKS BY QUARTERBACK

(18.0 total)

Peyton Manning*.....	3.0	Kirk Cousins.....	1.0	Josh McCown.....	1.0
Matt Ryan.....	2.0	Brian Hoyer.....	1.0	Aaron Rodgers.....	1.0
Russell Wilson.....	2.0	Case Keenum.....	1.0	Jameis Winston.....	1.0
Drew Brees.....	1.0	Andrew Luck.....	1.0	Tyrod Taylor.....	1.0
Matt Cassel.....	1.0	Marcus Mariota.....	1.0	<i>*Indicates playoff</i>	

EALY'S CAREER GAME-BY-GAME

DEFENSE

2014 (Carolina)

Game	ST	AT	TT	Sks Yds	Tkl/ Ls	QB Prs	PBU
W-@ TB 9/7.....				INACTIVE			
W-Det 9/14.....	1	0	1				
L-Pit 9/21.....						1	
L-@ Bal 9/28.....							
W-Chi 10/5.....							
T-@ Cin 10/12.....	1	0	1				
L-@ GB 10/19.....	1	0	1				
L-Sea 10/26.....	2	1	3	1.0(-8)		1	
L-NO 10/30.....	1	0	1			1	
L-@ Phi 11/10.....							
L-Atl 11/16.....	0	2	2				
L-Min 11/30.....							
W-@ NO 12/7.....						1	
W-TB 12/14.....	1	0	1	1.0(-7)			
W-Cle 12/21.....	1	0	1	1.0(-12)		1	
W-@ Atl 12/28.....	1	0	1	1.0(-6)		1	
Totals	9	3	12	4.0(-33)		6	

Playoffs

W-Ari 1/3/15.....	0	1	1				
L-@ Sea 1/10/15.....	3	0	3			1(-6)	
Total.....	3	1	4			1(-6)	

2015 (Carolina)

Game	ST	AT	TT	Sks Yds	Tkl/ Ls	QB Prs	PBU
W-@ Jac 9/13.....	0	1	1				
W-Hou 9/20.....	0	2	2				1
W-NO 9/27.....	3	1	4				
W-@ TB 10/4.....	2	3	5				
W-@ Sea 10/18.....	1	1	2		1(-2) 1(-5)	2	
W-Phi 10/25.....	1	3	4				
W-Ind 11/2.....	1	2	3	1.0(-1)			
W-GB 11/8.....	1	0	1	1.0(-6)		3	
W-@ Ten 11/15.....	1	0	1	1.0(-7)		1	
W-Was 11/22.....	1	0	1	1.0(-6)			1
W-@ Dal 11/26.....	1	0	1	1.0(-10)		1	
W-@ NO 12/6.....	1	0	1				
W-Atl 12/13.....							
W-@ NYG 12/20.....	1	0	1				
L-@ Atl 12/27.....	0	1	1				
W-TB 13/16.....	3	0	3			2	
Totals.....	17	14	31	5.0(-30)	2(-7)	10	2

Playoffs

W-Sea 1/17/16.....							
W-Ari 1/24/16.....	2	2	4				

2015 (Carolina), cont.

Game	ST	AT	TT	Sks Yds	Tkl/ Ls	QB Prs	PBU
L-Den 2/7/16.....	3	1	4	3.0(-23)		2	1
Totals	5	3	8	3.0(-23)		2	1

2016 (Carolina)

Game	ST	AT	TT	Sks Yds	Tkl/ Ls	QB Prs	PBU
L-@ Den 9/8.....							1
W-SF 9/18.....	0	4	4			1	
L-Min 9/25.....	0	4	4				
L-@ Atl 10/2.....	0	1	1				
L-TB 10/10.....	4	1	5				
L-@ NO 10/16.....	3	0	3				
W-Ari 10/30.....							1
W-@ LAR 11/6.....	2	1	3	1.0(-4)		1	
L-KC 11/13.....							
W-NO 11/17.....	1	0	1	1.0(-4)		1	1
L-@ Oak 11/27.....	3	0	3				1
L-@ Sea 12/14.....	2	1	3	1.0(-6)	1(-2)	1	
W-SD 12/11.....	0	1	1				
W-@ Was 12/19.....							
L-Atl 12/24.....	2	0	2	1.0(-2)		1	
L-@ TB 1/1/17.....	2	0	2	1.0(-7)		1	
Totals	19	13	32	5.0(-23)	1(-2)	7	3

2017 (N.Y. Jets)

Game	ST	AT	TT	Sks Yds	Tkl/ Ls	QB Prs	PBU
L-@ Buf 9/10.....	3	1	4			1(-1)	1
L-@ Oak 9/17.....	2	0	2				
W-Mia 9/24.....	0	2	2				1
W-Jac 10/1.....	1	0	1				4
W-@ Cle 10/8.....				INACTIVE/INJURED-Shoulder			
L-NE 10/15.....							2
L-@ Mia 10/22.....							1
L-Atl 10/29.....	3	0	3				
W-Buf 11/2.....	1	2	3	1.0(-5)		1	
L-@ TB 11/12.....	0	1	1				1
L-Car 11/26.....	1	0	1				
W-KC 12/3.....							
L-@ Den 12/10.....	1	0	1				
L-@ NO 12/17.....	0	1	1				
L-LAC 12/24.....	0	1	1				
L-@ NE 12/31.....							
Totals	12	8	20	1.0(-5)	1(-1)	3	9

EZEKIEL ELLIOTT

21 • Running Back

6-0 • 228 • 7/22/95

Ohio State • D1 for '16 (4th overall)

NFL: 3rd Year • Cowboys: 3rd Year

Games/Starts: 2017-10/10; Career-25/25

Postseason: 2017-0/0; Career-1/1



PRO: For just the second time in franchise history, the Dallas Cowboys used a top-five pick to select a running back when the team chose Ezekiel Elliott with the fourth pick of the 2016 NFL Draft. Elliott did not disappoint as a rookie, leading the NFL with 1,631 yards to become only the fifth rookie since the NFL merger to win the NFL rushing title. His 1,631 rushing yards - third by a rookie in NFL history - were aided by seven 100-yard rushing games - tops by a rookie in team history - and he totaled 1,994 yards from scrimmage which was third by a rookie in league history. Elliott became the fourth rookie in Cowboys history to be named to the Pro Bowl, and only the fourth rookie, second running back, to be named All-Pro in franchise annals. He also took home FedEx Ground Player of the Year. Despite missing six games in 2017 (league-mandated suspension), Elliott led the league, averaging 98.3 yards-per-game, finishing 10th in the league with 983 yards and tied for 11th with seven rushing scores.

PRO BOWLS



TRANSACTION SUMMARY:

4/28/16: Drafted in the first round (fourth overall) by Dallas.

2017:

- Missed six games due to a league-mandated suspension, and finished 10th with 983 rushing yards - tops in the league with a 98.3 yard-per-game average - and tied for 11th with seven scores.
- Logged his eighth career 100-yard outing with 104 yards in the opener against the N.Y. Giants (9/10).
- Had a pair of touchdowns (one rush, one receiving) against the L.A. Rams (10/1), then topped 2,000 career rushing yards (15th Dallas Cowboy) in the game against Green Bay (10/8), rushing for 116 yards on 29 carries.
- Totaled 219 scrimmage yards (147 rushing, 72 receiving) at San Francisco (10/22) while rushing for two touchdowns and catching one. It was his 10th career 100-yard game and sixth career multi-touchdown game.
- Rushed a career-high 33 times for 150 yards (third) with two touchdowns. His third straight 100-yard game and second straight multi-touchdown game.
- Returned to the field against Seattle (12/24) after missing six games with a suspension and rushed 24 times for 97 yards (4.0) and had four catches for 21 yards.
- Logged his 12th career 100-yard game - fifth of the season - with 103 yards in the finale at Philadelphia (12/31).

2016:

- Started all 15 games he played, missing one (coach's decision) and was tops in the NFL in rushing yards (1,631) and attempts (322), third with 15 touchdowns and third in scoring (96 points).
- Became the fifth rookie since the 1970 merger to lead the NFL in rushing, joining Earl Campbell, George Rogers, Eric Dickerson and Edgerrin James.
- Second in the NFL - third by a rookie in league history - with 1,994 total scrimmage yards.
- Earned his first career trip to the Pro Bowl, becoming the fourth club running back selected to the game. Along with Dak Prescott, the pair became the first two Dallas rookies to be selected to the game.
- Also named All-Pro first-team and the FedEx Ground Player of the Year.
- Made his NFL debut as only the fourth Cowboys rookie running back to start a season opener and rushed 20 times for 51 yards with his first career touchdown against the N.Y. Giants (9/11).
- Rushed 21 times for 83 yards (4.0) and a touchdown - the first Cowboys rookie rusher to have a rushing touchdown in each of the first two games of his rookie season.
- Had his first career 100-yard game, rushing for 140 yards on 30 carries against Chicago (9/25). Is the 10th different Cowboys rookie to rush for 100 yards, and it was the 24th time a team rookie reached the mark. His 140 yards were eighth by a rookie in team history.
- Became the fourth club rookie to log consecutive 100-yard games with 138 at San Francisco (10/2). Also became the fifth Cowboys rusher overall with back-to-back 125-yard games.
- Rushed 15 times for 134 yards (8.9) with two touchdowns, including a career-long 60-yard jaunt for a score in the win over Cincinnati (10/9). It was his first multi-touchdown game - 21st by a Dallas rookie. He is the first club rookie with three consecutive 130-yard games - third NFL rookie (Eric Dickerson, 1983 and Mike Anderson, 2000).
- Had 157 yards - fourth by a Cowboys rookie rusher - on 28 carries (5.6). It was his fourth consecutive 100-yard game - first Cowboys rookie to four straight 100-yard outings - and the first NFL rookie rusher (11th overall back) to rush for at least 130 yards in four straight games.
- Had his second multi-touchdown game of the season, with two on 18 carries for 92 yards at Cleveland (11/16).
- Earned NFC Offensive Player of the Week, rushing for his fifth 100-yard game of the season at Pittsburgh (11/13), finishing with 114 yards and two touchdowns (his third multi-touchdown game of the season, second consecutive) on 21 carries. Both scores came in the final 2:00, making him the first player to score two touchdowns in the final 2:00 of a game since Ahmad Rashad in 1974. Had two catches for 95 yards with an 83-yard touchdown - second-longest scoring catch by a rookie in team history, fifth by a club running back. Became the first back since Gale Sayers in 1965 with a 60-plus yard touchdown run and an 80-plus yard scoring catch in a season. Topped 1,000 rushing yards, becoming only the third NFL rookie to reach the mark in his first nine games. His 209 scrimmage yards tied for fourth in club history - the sixth Dallas rookie to reach 200.
- Became the club's all-time leading rookie rusher, passing Tony Dorsett (1,007), after rushing for 97 yards on 25 carries against Baltimore (11/20).
- Had two touchdowns and 97 yards on 20 carries on Thanksgiving Day against Washington (11/24) to become the fourth rookie in club history to reach 10 touchdowns - first since Emmitt Smith (1990). He is the eighth different running back to reach 10, marking the 17th time in club history a back had 10-plus rushing scores. Also passed Smith for rush attempts by a rookie.

- In the Thursday night win at Minnesota (12/1), rushed 20 times for 86 yards and a touchdown and caught four passes for 19 yards. Led all rushers in the game among both teams for the 11th straight game and tied Dorsett and Herschel Walker for the most rushing touchdowns by a rookie (12).
- Rushed for his sixth 100-yard game of the season with 107 yards on 24 carries (4.5) at the N.Y. Giants (12/11). It was the 12th consecutive in which he led all rushers (both teams).
- Had a season-best 159 yards (fourth among rookies in team history) on 23 carries (6.9) with one touchdown against Tampa Bay (12/18). Became the second Cowboys rookie (Julius Jones) to post two 150-plus rushing yards games. It was his seventh 100-yard outing of the season and his 11th 100 scrimmage yard game - tied for third among NFL rookies. Became the club's all-time leading rookie scorer (13 rushing touchdowns).
- Against Detroit (12/26) rushed 12 times for 80 yards (6.7) with two touchdowns, his club rookie record (tied for second by an NFL rookie) fifth multi-touchdown game of the season. Reached 15 rushing scores to pass Marion Barber (14, 2006) for fourth in a season in team history. Had a 55-yard rushing score - his second of 50-plus this season - to join Tyreek Hill as the only two players with multiple 50-plus yard touchdown runs on the season. Also edged Herschel Walker (14) for the most combined touchdowns by a Dallas rookie (16).
- In the Divisional Playoff Game against Green Bay (1/15/17), became the fourth Cowboys rookie running back to start a postseason game and rushed 22 times (second by a rookie in Cowboys history) for 125 yards (third by a rookie in team history and ninth in NFL history).

COLLEGE:

- Started all 13 games he played as a junior and was the Big Ten Offensive Player and Running Back of the Year while earning first-team All-Big Ten honors, finishing eighth in Heisman Trophy voting and earning the *Chicago Tribune* Silver Football Award as the Big Ten MVP.
- Led the conference (sixth in the nation) with 140.1 rushing yards-per-game and led the Big Ten with 156.9 all-purpose yards-per-game, posting 2,040 total yards.
- As a sophomore was an All-Big Ten honorable mention, rushing for 1,878 yards and 18 touchdowns en route to the College Football Playoff national championship.
- His 1,878 yards were second in school history behind Eddie George's 1,927 in 1995.
- Played in 11 games as a true freshman behind Carlos Hyde and rushed for 262 yards and two touchdowns on 30 carries (8.7 avg.). Also caught three passes for 23 yards and his lone career receiving touchdown.

PERSONAL:

- Consensus four-star prospect, one of the top-100 national prospects and the *St. Louis Post-Dispatch* Offensive Player of the Year as a senior out of John Burroughs High School in St. Louis, Mo.
- Rushed for 2,155 yards with 40 touchdowns and totaled 3,061 all-purpose yards and 50 touchdowns for the 13-1 Class 3 state runner-up as a senior.
- Won four state championships in a 2.5-hour span as part of the Burroughs track & field team, winning the 100-meter dash, 200, 110 high hurdles and the 300 hurdles.
- Majored in marketing at OSU.

COMMUNITY:

- 2016-17 First Round Draft Picks Round Table at Draft Party.
- 2016 Rookie Club.
- 2016-18 Dallas Cowboys U High School Camp.
- 2016-17 NFL My Cause My Cleats Campaign - SPCA of Texas.
- 2017-18 Reliant Home Run Derby benefiting the Salvation Army.
- 2017-18 Dirk Nowitzki Heroes Celebrity Baseball Game.
- Annual Team Holiday Hospital Visits.
- Kickoff Luncheon and Dallas Cowboys Family Cookbook benefiting Happy Hill Farm.
- Make-A-Wish Foundation of North Texas.
- Salvation Army Angel Tree Christmas Program.

ELLIOTT'S COWBOYS TOTALS

Year Team	GP-GS	RUSHING						RECEIVING					
		No	Yds	Avg	Long	TD		No	Yds	Avg	Long	TD	
2016 Dallas	15-15	322	1,631	5.1	60t	15		32	363	11.3	83t	1	
2017 Dallas	10-10	242	983	4.1	30	7		26	269	10.3	72t	2	
Totals	25-25	564	2,614	4.6	60t	22		58	632	10.9	83t	3	
Playoffs													
2016 Dallas	1-1	22	125	5.7	22	0		1	-2	-2.0	-2	0	

SINGLE-GAME HIGHS

Carries – 33 at Washington, 10/29/17
Rushing Yards – 159 vs. Tampa Bay, 12/18/16
Rushing Average – 8.9 vs. Cincinnati, 10/9/16
Long Rush – 60t vs. Cincinnati, 10/9/16
Rushing Touchdowns – 2, six times, last at Washington, 10/29/17
Receptions – 4, three times, last at Minnesota, 12/1/16
Receiving Yards – 95 at Pittsburgh, 11/13/16
Long Reception – 83t at Pittsburgh, 11/13/16

ELLIOTT'S 100-YARD RUSHING GAMES (13 total)

159 vs. Tampa Bay, 12/18/16 (23 att.)	114 at Pittsburgh, 11/13/16 (21 att.)
157 at Green Bay, 10/16/16 (28 att.)	107 at N.Y. Giants, 12/11/16 (24 att.)
150 at Washington, 10/29/17 (33 att.)	104 vs. N.Y. Giants, 9/10/17 (24 att.)
147 at San Francisco, 10/22/17 (26 att.)	103 at Philadelphia, 12/31/17 (24 att.)
140 vs. Chicago, 9/25/16 (30 att.)	
138 at San Francisco, 10/2/16 (23 att.)	
134 vs. Cincinnati, 10/9/16 (15 att.)	
116 vs. Green Bay, 10/8/17 (29 att.)	
Playoffs (1)	
125 vs. Green Bay, 1/15/17 (22 att.)	

ELLIOTT'S CAREER GAME-BY-GAME
RUSHING

Game	2016 (Dallas)					Game	2017 (Dallas)				
	No	Yds	Avg	Long	TD		No	Yds	Avg	Long	TD
L-NYG 9/11	20	51	2.6	8t	1	W-NYG 9/10	24	104	4.3	10	0
W-@ Was 9/18	21	83	4.0	21	1	L-@ Den 9/17	9	8	0.9	5	0
W-Chi 9/25	30	140	4.7	21	0	W-@ Ari 9/25	22	80	3.6	30	1
W-@ SF 10/2	23	138	6.0	26	1	L-LAR 10/1	21	85	4.0	16	1
W-Cin 10/9	15	134	8.9	60t	2	L-GB 10/8	29	116	4.0	25	0
W-@ GB 10/16	28	157	5.6	29	0	W-@ SF 10/22	26	147	5.7	25t	2
W-Phi 10/30	22	96	4.4	16	0	W-@ Was 10/29	33	150	4.5	14	2
W-@ Cle 11/6	18	92	5.1	15	2	W-KC 11/5	27	93	3.4	11	1
W-@ Pit 11/13	21	114	5.4	32t	2	L-@ Atl 11/12	RESERVE/SUSPENDED				
W-Bal 11/20	25	97	3.9	14	0	L-PHI 11/19	RESERVE/SUSPENDED				
W-Was 11/24	20	97	4.9	21	2	L-LAC 11/23	RESERVE/SUSPENDED				
W-@ Min 12/1	20	86	4.3	30	1	W-WAS 11/30	RESERVE/SUSPENDED				
L-@ NYG 12/11	24	107	4.5	15	0	W-@ NYG 12/10	RESERVE/SUSPENDED				
W-TB 12/18	23	159	6.9	42	1	W-@ Oak 12/17	RESERVE/SUSPENDED				
W-Det 12/26	12	80	6.7	55t	2	L-SEA 12/24	24	97	4.0	9	0
L-@ Phi 1/1/17	DID NOT PLAY					-@ Phi 12/31	27	103	3.8	25	0
Totals	322	1,631	5.1	60t	15	Totals	242	983	4.1	30	7
Playoffs											
L-GB 1/15/17	22	125	5.7	22	0						

CAMERON FLEMING

75 • Tackle


6-5 • 320 • 9/3/92

Stanford • UFA(NE) for '18

NFL: 5th Year • Cowboys: 1st Year

Games/Starts: 2017-12/6; Career-47/20

Postseason: 2017-3/2; Career-9/2



PRO: The Dallas Cowboys signed offensive lineman Cameron Fleming during the 2018 offseason to add competition and experience to the offensive front. The fifth-year veteran was drafted and signed by the New England Patriots in 2014, where he went on to appear in seven games, mostly as a tackle-eligible tight end. He has started in 20 of the 47 games he has appeared in and has been a part of two Super Bowl victories against Seattle (XLIX) and Atlanta (LI). He has been a key contributor filling in for many injuries during his time in New England. The 6-foot-6-inch, 320-pounder is a key role player that has the ability to play both tackle spots and also swing inside to line up at guard.



2014 2016 2017

TRANSACTION SUMMARY:

- 3/26/18:** Signed a one-year contract with Dallas.
4/10/17: Signed a one-year contract with New England.
10/17/15: Activated from New England's practice squad.
9/6/15: Released (9/6/15) and signed to the New England Practice squad (9/8/15).
5/16/14: Drafted in the 4th round (140th overall) of the 2014 NFL Draft by New England.

2017 (New England):

- Started in six of his 12 games that he appeared in his fourth season with New England.
- Started at right tackle in Super Bowl LI against Philadelphia (2/4).

2016 (New England):

- Appeared in all 16 games including five starts, including three at tackle-eligible tight end, one at left tackle, and one at right tackle.
- Appeared as a tackle-eligible tight end in Super Bowl LI victory over Atlanta (2/5).

2015 (New England):

- Started in seven games in his second season with the Patriots, including four at right tackle, two at left tackle, and one at tackle-eligible tight end.
- Made his first career start at right tackle in a win vs. N.Y. Jets (10/25).

2014 (New England):

- Appeared in two of the seven games he appeared in.
- Made his first NFL start as a tackle-eligible tight end at Minnesota (9/14).
- Key reserve coming off of injury to contribute and help the run game leading into the playoffs.
- Played as a tackle-eligible tight end in the Super Bowl XLIX victory over Seattle (2/1).

COLLEGE:

- Started in all 39 games that he appeared in for Stanford.
- Started 14 games as a senior in 2013, earning All-Pac 12 second team as a part of nation's top offensive lines averaging 207 rushing yards-per-game.

- As a junior in 2012, started 14 games earning All-Pac 12 honorable mention.
 - Started 11 games in his sophomore season, earning Yahoo! Freshman All-America and All-Pac-12 honorable mention.
 - As a freshman in 2010, did not see any action.
- PERSONAL:**
- Attended Cypress Creek, Texas, High School, earning three varsity letters and helping the school to a pair of 15-5A district championships.
 - Also lettered in Basketball.
 - Majored in aeronautics and astronautics.
- COMMUNITY:**
- 2018 Dallas Cowboys U High School Camp.

FLEMING'S CAREER TOTALS

GAMES/STARTS (regular season, playoffs): 2014 (7/2, 2/0); 2015 (12/7, 1/0); 2016 (16/5, 3/0); 2017 (12/6, 3/2). **Totals: (47/20, 9/2).**

KAVON FRAZIER (KAY-von)

35 • Safety

6-0 • 223 • 8/11/94
 Central Michigan • D6b for '16 (212th overall)
 NFL: 3rd Year • Cowboys: 3rd Year
 Games/Starts: 2017-15/0; Career-24/0
 Postseason: 2017-0/0; Career-1/0



PRO: Kavon Frazier is a hard-hitting safety from Central Michigan who was taken by the Dallas Cowboys with their second selection in the sixth round (212th overall) of the 2016 NFL Draft. Frazier played in nine games as a rookie, seeing most of his action on special teams. He returned in 2017 and made his mark on special teams, finishing second with 11 tackles along with a fumble recovery. He saw more time on defense, posting 32 tackles with two for losses. As he enters his third pro season, Frazier hopes to continue his evolution into an all-around player.

TRANSACTION SUMMARY:

4/30/16: Drafted in the sixth round (212th overall) by Dallas.

2017:

- Played in 15 games and was second on the team with 11 special teams tackles with one forced fumble while tallying 32 tackles and two stops for losses on defense.
- Notched a career-high seven tackles, with one for a loss, on defense at Oakland (12/17).

2016:

- Played in nine games as a reserve defensive back and on special teams, finishing with four special teams tackles and two defensive stops.
- Made his NFL debut playing on special teams at Cleveland (11/6) then had his first career stat, posting a special teams tackle at Pittsburgh (11/13).
- Had his first career defensive tackles, finishing with two in the finale at Philadelphia (1/1/17).

COLLEGE:

- Started all 13 games as a senior and earned second-team All-MAC honors after leading the Chippewas, ninth in the MAC, with a career-high 108 tackles.
- As a junior, stepped on the field in all 13 games, starting three, and ranked fourth on the team with 58 tackles, including 34 solos, and broke up four passes and recovered a fumble.
- Played in all 12 games with nine starts as a sophomore and ranked fourth on the team with 67 total tackles.
- As a freshman, played in 13 games and made 36 tackles, a half tackle for loss, three pass breakups, an interception and a forced fumble.

PERSONAL:

- Attended Grand Rapids, Mich., Christian High School where he was a three-year starter.
- Ranked No. 48 on the *Detroit Free Press* Feb 50 and was also named Associated Press Division 3/4 all-state first-team selection, all-area selection and a two-time all-conference selection.
- Credited with 66 tackles as a senior two-way player, rushing for 858 yards and 15 touchdowns, helping lead the team to a 10-1 record, conference title and berth in the state playoff district finals in 2011.
- Three-year letterman in basketball and two-year letterman in track and field, helping the basketball team win a pair of conference titles and a district title in 2011.
- Majored in child development at Central Michigan.

COMMUNITY:

- 2016 Rookie Club.
- 2016-18 Dallas Cowboys U High School Camp.
- 2016 Shopping at Under Armour for underprivileged children.
- 2017 Dallas Cowboys Draft Day/Fan Appreciation Party.
- 2017 Character Playbook Live.
- 2017 NFL My Cause My Cleats Campaign.

- 2018 Dirk Nowitzki Heroes Celebrity Baseball Game.
- Annual Team Holiday Hospital Visits.
- Kickoff Luncheon and Dallas Cowboys Family Cookbook benefiting Happy Hill Farm.
- Make-A-Wish Foundation of North Texas.
- Salvation Army Angel Tree Christmas Program.



MISSION: The mission of the Frazier Cares Foundation is to aid the needs of children whose parents are severely disabled or considered terminally ill, by providing resources and services that will lighten the load of the family while giving both the child and the parents hope, strength and encouragement to "Beat The Odds"

FRAZIER'S COWBOYS TOTALS

Year Team	GP-GS	DEFENSE								INTERCEPTIONS					FUMBLES REC				
		ST	AT	TT	Sks-Yds	Tkl/Ls	QB Prs	PBU	FF	No	Yds	Avg	Lg	TD	No	Yds	Avg	Lg	TD
2016 Dallas	9-0	0	2	2	0.0(0)	0(0)	0	0	0	0	0	0.0	0	0	0	0	0.0	0	0
2017 Dallas	15-0	28	4	32	0.0(0)	2(-7)	0	0	0	0	0	0.0	0	0	0	0	0.0	0	0
Totals	24-0	28	6	34	0.0(0)	2(-7)	0	0	0	0	0	0.0	0	0	0	0	0.0	0	0
Playoffs																			
2016 Dallas	1-0	0	0	0	0.0(0)	0(0)	0	0	0	0	0	0.0	0	0	0	0	0.0	0	0

ADDITIONAL STATISTICS

Special Teams Tackles – 2016 (4-0-4), 2017 (8-3-11, 1 FF). **Totals: 12-3-15, 1 FF.**

TRAVIS FREDERICK

72 • Center

6-4 • 320 • 3/18/91

Wisconsin • D1 for '13 (31st overall)

NFL: 6th Year • Cowboys: 6th Year

Games/Starts: 2017-16/16; Career-80/80

Postseason: 2017-0/0; Career-3/3



PRO BOWLS



PRO: After trading down to get the 31st (from 18th) and 74th overall picks in the 2013 NFL Draft, the Dallas Cowboys invested in the foundation of the offensive line for years to come when they selected center Travis Frederick in the first round. As a rookie, Frederick earned the starting nod at center in training camp and became the first rookie to start a game at center for Dallas since Al Johnson in 2004 and the first rookie center to start a season opener for the Cowboys since Andre Gurode in 2002. He went on to start all 16 games - the first rookie center in club history to accomplish the feat. Frederick was a key piece to the line in his second season as he started all 16 games, earning his first Pro Bowl and All-Pro honors. He centered an offense that had the league's leading rusher (DeMarco Murray - 1,845 yards), receiving touchdowns leader (Dez Bryant - 16) and the most efficient passer (Tony Romo - 69.9 completion percentage and 113.2 quarterback rating). He then made his second straight trip to the Pro Bowl following the 2015 season, starting all 16 games in front of another 1,000-yard rusher in Darren McFadden. In 2016 Frederick was part of an offensive line that was named Built Ford Tough Offensive Line of the Year and led the way for the league's leading rusher (Ezekiel Elliott, 1,631 yards) and the NFL's second-ranked rushing attack. En route to his third straight Pro Bowl selection, Frederick & Co. also helped rookie quarterback Dak Prescott establish league rookie records for quarterback rating (104.9) and completion percentage (67.8). Behind the line, Prescott became the second player, first rookie, with 3,500-plus pass yards and less than five interceptions (Tom Brady, 2010 and 2016). Frederick was again solid in 2017, earning his fourth straight trip to the Pro Bowl, helping block for an offense that topped 2,000 rushing yards in consecutive seasons.

TRANSACTION SUMMARY:

8/14/16: Signed a six-year contract extension with Dallas through 2024.

4/25/13: Drafted in the first round (31st overall) by Dallas.

2017:

- Named to his fourth overall and fourth consecutive Pro Bowl, starting all 16 games for the fifth straight season.
- At San Francisco (10/22) the offense totaled 501 yards, including 265 on the ground, for the 20th 500-yard game in team history.
- Blocked for Elliott's career-high 33 carries for 150 yards with two touchdowns at Washington (10/29) then helped the offense reach 28 points for the sixth straight game - the second six-game streak in club history - against Kansas City (11/5).
- At the N.Y. Giants (12/10) Blocked for Prescott's career-high 332 yards with three touchdowns on 20-of-30 passing.

2016:

- Started all 16 games for the fourth straight season, earning his third consecutive trip to the Pro Bowl, and blocked for the league's leading rusher and the second-ranked rushing attack.
- Behind the line's work, Prescott earned Offensive Rookie of the Year honors while Elliott took home FedEx Ground Player of the Year.
- Earned AP and *Sporting News* All-Pro first-team, PFWA All-NFL and was part of a line that earned Built Ford Tough Offensive Line of the Year honors.
- Elected as a team captain for the season.
- Did not yield a sack in the opener against the N.Y. Giants (9/11) as Prescott became the fourth Cowboys rookie to start a season at quarterback.
- Played in and started his 50th career game in the win at Washington (9/18), then against Chicago (9/25) helped Elliott to his first career 100-yard day (140 yards) as three different running backs rushed for a score.
- Opened holes at San Francisco (10/2) for Elliott to rush for 138 yards - his second straight 100-yard game.
- Against Cincinnati (10/9) helped Elliott to his third straight 130-yard game while blocking for an offense that had three rushing scores - the first three allowed by the Bengals this season.
- At Green Bay (10/16) blocked for Elliott's fourth straight 130-yard outing - first NFL rookie, 11th rusher overall to accomplish the feat - and the first player to rush for over 100 yards against the Packers this season. Also allowed Prescott to throw for a season-high three touchdown passes on 18-of-27 attempts.
- Led the way for Dallas' first 300-yard passer (Prescott-319), 100-yard receiver (Bryant-116) and 100-yard rusher (Elliott-114) since 2013 as the offense racked up its seventh straight 400-yard game.
- Helped the offense to tie an NFL record with eight consecutive 400-yard games, finishing with 417 against Baltimore (11/20). The club scored points on each of its final eight drives.
- Blocked for 163 yards on 30 carries (5.4) with three rushing touchdowns while allowing only one sack on 25 drop backs as Prescott completed 70.8% of his passes on Thanksgiving Day against Washington (11/24).
- Against Tampa Bay (12/18) blocked for Elliott's top rushing performance of the year (159 yards). Also helped Prescott to the second-highest completion percentage (88.9 - minimum 30 attempts) in NFL history.
- In the home finale against Detroit (12/26), the offense averaged 7.2 yards-per-play (375 yards on 52 plays), rushing for 164 yards on 30 carries (5.5) and two touchdowns and throwing for 222 yards and a season-high four scores. It was only the third time since 2010 - and fourth since 2000 - that the Cowboys had six offensive touchdowns in a game.
- In the Divisional Playoff Game against Green Bay (1/15/17), helped block for an offense that had a 100-yard rusher (Elliott-125), 100-yard receiver (Bryant-132) and a 300-yard passer (Prescott-302) for only the second time in team playoff history. The club also racked up 429 yards - seventh in a game in team playoff history.

2015:

- Selected to play in his second straight Pro Bowl after starting all 16 games for the third straight season, allowing McFadden to rush for his second career 1,000-yard season. It was the first time in team history the Cowboys had two different rushers top 1,000 yards in consecutive seasons.
- In the season-opening win over the N.Y. Giants (9/13), the line did not allow a sack on 45 drop backs as Romo completed 80.0% of his passes (36-of-45) for 356 yards with three touchdowns and two interceptions.
- Against Atlanta (9/27) blocked for an offense that averaged 6.0 yards-per-rush with four rushing touchdowns - the most by a Cowboys offense since four at Arizona (11/15/98). All four came in the first half, the second time in franchise history Dallas had four rushing touchdowns in a half - first half against the N.Y. Giants, 12/1/63.
- Against Philadelphia (11/8) helped the offense rack up 411 yards as McFadden topped 100 rushing yards (117) and two receivers (Cole Beasley-112, and Bryant-104) topped 100 receiving yards to mark the first time since 1999 Dallas had a pair of 100-yard receivers along with a 100-yard rusher.
- McFadden rushed for his fifth 100-yard game and the line blocked for Kellen Moore's NFL debut after he stepped in for Matt Cassel at the beginning of the second quarter against the N.Y. Jets (12/19).
- In Moore's first career start, did not yield a sack on 31 attempts as the running game averaged 4.8 yards-per-carry (25 for 121) at Buffalo (12/27).
- The season finale against Washington (1/3/16) saw the offense rack up a season-high 512 yards, including 435 passing yards by Moore - sixth in a game in team history.

2014:

- Started all 16 games for the second consecutive season, helping pave the way for the NFL's rushing leader in Murray as the offense finished second in the league with 1,845 yards - tops in team history.
- Was a key component helping Murray set a league record by rushing for at least 100 yards in each of the first eight games of the season.
- Helped protect Romo to lead the NFL with club records for rating (113.2) and completion percentage (69.9).
- Earned his first trip to the Pro Bowl and was named to the All-Pro, PFWA All-NFL and All-NFC teams.
- Blocked for Murray, who rushed for 167 yards and a touchdown on 29 carries in the win at Tennessee (9/14).
- Led the way for Murray to rush for 100 yards - his third straight 100-yard game - and did not yield a sack in Dallas' all-time greatest come-back win (without overtime) at St. Louis (9/21).
- In the win over New Orleans (9/28), blocked for 190 yards and two scores on 35 runs (5.4) and allowed Murray to rush for 149 yards and both scores on 24 carries (6.5). Murray also was only the fourth rusher with four 100-yard games with at least one touchdown in each of the first four games of a season.
- Led Murray to his seventh straight 100-yard outing (128 yards on 28 carries with one touchdown) against the N.Y. Giants (10/19) - the first player in NFL history with seven straight 100-yard games to open a season. The offense controlled the ball for 33:49 - the fourth game in 2014 with 33:00-plus of possession, most since 1980.
- In the comeback win at the N.Y. Giants (11/23), blocked for Murray's 10th 100-yard game (121 yards) and allowed time for Romo to go 18-of-26 with 275 yards, four touchdowns no interceptions and a 143.4 rating - second in his career.
- Guided Murray to his club-record tying 11th 100-yard game of the season with 179 yards - second in his career - and a touchdown in the Thursday night win at Chicago (12/4).
- In the win at Philadelphia (12/14), helped the offense to a season-high 41:55 possession time.
- Helped Romo complete a club-record 90.0% (18-of-20) of his passes with four touchdowns and a personal-best 151.7 rating in the NFC East clinching win against Indianapolis (12/21).
- In the season-ending win at Washington (12/28), allowed Murray to break the club single-season rushing record (1,845) and the club-record for 100-yard games (12), finishing with 100 yards and a touchdown.

- Helped block for Murray to rush for 123 yards (ninth in a postseason game in team history) and a touchdown on 25 carries (4.9) in the Divisional Playoff loss at Green Bay (1/11/15). Also allowed Romo to complete 78.9% (15-of-19) of his passes for 191 yards, two touchdowns and a rating of 143.6 while allowing four sacks.

2013:

- After being selected in the first round (31st overall) in the NFL Draft, earned the starting center nod in training camp and started all 16 games.
- Made his NFL debut as the starting center in the opening win over the N.Y. Giants (9/8). Became the first rookie to start a game at center for Dallas since Johnson in 2004 and the first rookie center to start a season opener for the Cowboys since Gurode in 2002.
- Helped the offense rush for 193 yards, including 175 by Murray, as Romo threw three touchdown passes in the win over St. Louis (9/22).
- Helped block for Romo against Denver (10/6), who finished with a club-record 506 yards with five touchdowns, completing 25-of-36 passes for a 140.0 rating. The offense gained 522 yards (tied for 12th in club history) and scored six touchdowns (tied for 11th).
- Helped block for three Murray rushing touchdowns against Oakland (11/28). It was the first multi-rushing touchdown game by a Cowboy running back since Marion Barber had two at New Orleans (12/10/09) and the first three-score game since Julius Jones at Seattle (12/6/04).
- Blocked for a running game that racked up 198 yards on 28 carries (7.1 avg.) and a passing game that garnered four touchdowns in the loss at Chicago (12/9).

COLLEGE:

- Earned All-America first-team honors from *The NFL Draft Report* and *Pro Football Weekly* after starting all 14 games at center and being credited with 19 touchdown-producing blocks and 87 knockdowns.
- As a redshirt sophomore, started 13 games (11 at left guard, two at center) for the Badgers, missing one game with an MCL sprain suffered in the season opener.
- Was redshirted as a sophomore because of veteran depth on the offensive line.
- Made school history as the first true freshman to start on the offensive line in the season opener when he started at center against Northern Illinois.

PERSONAL:

- Named a three-star prospect by Rivals.com as a three-time all-state selection and team captain at Big Foot High School.
- Named the *Beloit Daily News* and *Wisconsin State Journal* Player of the Year as a senior, playing both offensive and defensive tackle and racking up 151 tackles, 8.0 sacks, 26 tackles for losses, seven fumble recoveries and two forced fumbles through his career.
- Also lettered three times in track and field and twice in wrestling.
- Was a National Honor Society member and graduated early to enroll at Wisconsin for 2009 spring camp.
- Earned his degree in engineering mechanics with an emphasis in computer engineering at Wisconsin.
- He and his wife, Kaylee, have a son, Oliver, and a daughter, Kensington.

COMMUNITY:

- 2013 Rookie Club presented by UnitedHealthcare.
- 2013-18 Dallas Cowboys U High School Camp.
- 2014-17 Albertson's All Star Gala benefiting the Salvation Army and Muscular Dystrophy Association.
- 2014-17 Draft Day/Fan Appreciation Party.
- 2014 NFL Play 60 clinic, London, England.
- 2014 Fan Appreciation Pep Rally, London, England.
- 2015-18 Taste of the NFL: The Ultimate Cowboys Tailgate Party host benefiting the North Texas Food Bank.
- 2015 Albertson's charity event.
- 2015-18 Reliant Home Run Derby benefiting the Salvation Army.
- 2015 Built Ford Tough High School Player of the Year Banquet guest speaker.
- WrestleMania 32 week community event Make-a-Wish Pizza Party at Dallas World Aquarium.
- 2016 Fashion's for First Downs Dallas Cowboys Women's Charity Fashion Show.
- 2016-17 My Cause My Cleats Campaign.
- 2016 Offensive Line visit to North Texas Food Bank.
- 2016 Ford Firehouse Renovation.
- 2017 Thanksgiving Military Family Surprise presented by Ford.
- 2017 The Salvation Army Disaster Relief Telethon for Hurricane Harvey.
- 2017 Fuel Up to Play 60 Breakfast in School Celebration.
- 2017 Early Thanksgiving Meal at The Salvation Army.
- 2017 Team Winner, NFL Walter Payton Man of the Year Award.
- 2018 NFL Draft Character Playbook Game Show Host.
- 2018 Dirk Nowitzki Heroes Celebrity Baseball Game.
- Fuel Up to Play60 Ambassador.
- Annual Team Holiday Hospital Visits.
- Kickoff Luncheon and Dallas Cowboys Family Cookbook benefiting Happy Hill Farm.
- Make-A-Wish Foundation of North Texas.
- Salvation Army Angel Tree Christmas Program.



MISSION: The mission of Travis Frederick's Blocking Out Hunger Foundation is to provide support of inner-city and low-income children throughout metro Dallas who struggle with hunger.

www.travisfrederick.org

FREDERICK'S COWBOYS TOTALS

GAMES/STARTS (regular season, playoffs): 2013 (16/16); 2014 (16/16, 2/2); 2015 (16/16); 2016 (16/16, 1/1); 2017 (16/16). **Total: 80/80, 3/3.**

RICO GATHERS

80 • Tight End

6-6 • 282 • 1/7/94

Baylor • D6d for '16 (217th overall)

NFL: 2nd Year • Cowboys: 2nd Year

Games/Starts: 2017-0/0; Career-0/0

Postseason: 2017-0/0; Career-0/0



PRO: The Dallas Cowboys selected Rico Gathers in the sixth round (217th overall) of the 2016 NFL Draft with the hopes of the big-bodied athletic collegiate basketball player transitioning into a key piece at tight end. Gathers spent his rookie season on Dallas' practice squad familiarizing himself with the pro game. He was geared to take the field in 2017, but a concussion suffered in the preseason landed him on Reserve/Injured for the year.

TRANSACTION SUMMARY:

9/2/17: Placed on Reserve/Injured with a concussion.

9/3/16: Waived and signed to Dallas' practice squad (9/4).

4/30/16: Drafted in the sixth round (217th overall) by Dallas.

2017:

- Suffered a concussion in the preseason and was placed on Reserve/Injured for the entire season.

2016:

- After being drafted in the sixth round (217th overall) by Dallas, was released at the end of camp and spent the year on Dallas' practice squad after not playing football since the eighth grade.

COLLEGE:

- Started 25 of the 32 games he played for Baylor's basketball team and averaged 25.5 minutes, 11.2 points and 9.0 rebounds-per-game.
- Was an All-Big 12 first-team and Big 12 All-Defensive Team as a junior, starting all 34 games and averaging 11.6 points, 11.6 rebounds and 29.9 minutes-per-game.
- As a sophomore, saw action in all 38 games, starting one, averaging 6.4 points, and 6.4 rebounds.
- Played in all 37 games with two starts as a freshman, averaging 5.7 points and 5.7 rebounds-per-game.

PERSONAL:

- Was a consensus top-50 national basketball recruit at Riverside Academy in Reserve, La., averaging 22.0 points, 17.0 rebounds, 4.1 blocks, 2.1 assists and 1.1 steals as a senior.
- Two-time Gatorade Louisiana High School Player of the Year.
- He and his wife, Bria, have two sons, Rico Jr. and Raiden.
- Earned his degree in health, kinesiology and leisure studies.

COMMUNITY:

- 2016 Rookie Club presented by United Healthcare.
- 2016-18 Cowboys U High School Camp.
- 2016 Dallas Cowboys Early Thanksgiving Day Meal at The Salvation Army.
- 2017 Dallas Cowboys Draft Day/Fan Appreciation Party.
- 2017 Dirk Nowitzki Heroes Celebrity Baseball Game.
- Annual team Holiday Hospital Visits.
- Kickoff Luncheon and Dallas Cowboys Family Cookbook benefiting Happy Hill Farm.
- Make-A-Wish Foundation of North Texas.
- Salvation Army Angel Tree Christmas Program.

GATHERS' COWBOYS TOTALS

Year Team	GP-GS	RECEIVING				TD
		No	Yds	Avg	Long	
2017 Dallas 0-0					
		RESERVE/INJURED-Concussion				

CHAZ GREEN

79 • Guard/Tackle

6-5 • 318 • 4/8/92

Florida • D3 for '15 (91st overall)

NFL: 4th Year • Cowboys: 4th Year

Games/Starts: 2017-14/4; Career-18/6

Postseason: 2017-0/0; Career-0/0



PRO: The Dallas Cowboys selected Chaz Green in the third round (91st overall) of the 2015 NFL Draft, adding a versatile and athletic lineman to their already loaded front line. With an increased emphasis on ground and pound football, the Cowboys rebuilt their offensive line into one of the league's best and brightest. After starting 30 games

for Florida at both tackle positions, Green came to Dallas with position flex, foot quickness and movement skill to excel in the Cowboys zone-blocking scheme. After injuries plagued his first two seasons, limiting him to four games, he returned in 2017 to play in 14 games with four starts.

TRANSACTION SUMMARY:

12/17/16: Placed on Reserve/Injured with a foot and back injury.
9/1/15: Placed on Reserve/PUP with a hip injury and activated (12/2).
5/1/15: Drafted in the third round (91st overall) by Dallas.

2017:

- Began the season as the club's starting left guard, starting four - one at tackle - of the 14 games he played, but settled into the role as a reserve lineman at both the guard and tackle spots.
- Made his first professional start at guard, manning the left side in the opener against the N.Y. Giants (9/10).
- Stepped in for Tyron Smith (groin) in the fourth quarter against Kansas City (11/5).
- Started in Smith's (groin) place at Atlanta (11/12) but was sidelined in the fourth quarter (coach's decision).

2016:

- Played in his first career four games with two starts before injuries kept him from the remaining 12 games.
- Made his NFL debut in the opener against the N.Y. Giants (9/11), playing on special teams and stepping in for five plays for Tyron Smith (neck) at left tackle.
- Against Chicago (9/25) made his first career start with Smith (back) sidelined, and helped Ezekiel Elliott rush for 140 yards - his first career 100-yard day - as three different backs rushed for a score for the second straight game.
- Again started in place of Smith (back) and opened holes at San Francisco (10/2) for Elliott to rush for 138 yards - his second straight 100-yard game.

2015:

- After being drafted in the third round, suffered a hip injury during offseason workouts and landed on Active/PUP.
- Added to Reserve/PUP for the first nine weeks of his rookie year, then returned to practice on Nov. 11 but was inactive for each of the final five games.

COLLEGE:

- Voted a team captain as a senior by his peers and started 11 games for the Gators, nine at right tackle and two on the left side, leading the way for an offense that scored 30.3 points-per-game and averaged 187.7 rushing yards-per-contest while accumulating six 200-plus yard rushing games.
- Injured his shoulder in August camp and missed his junior season.
- Played in 11 games, starting 10 for an offense that pounded out 2,873 rushing yards and 22 rushing touchdowns while scoring 26.4 points-per-contest and finishing ninth in the nation in time of possession (32:27 per-game).
- Named a 2011 freshman All-American and named to the SEC All-Freshman team, starting all nine games he appeared in and blocking for an offense that averaged 328.7 yards-per contest.
- Dressed for 12 games but did not play and redshirted.

PERSONAL:

- Attended Tampa Catholic High School in Tampa, Fla., where he led the team to a 2009 Florida 2B second place finish and an 11-2 record and was named to the Top 150 Dream Team by *PrepStar Magazine*.
- Helped pave the way for a team that rushed for over 3,000 yards in 2009.
- Named FSWA 2A all-state second-team in 2008 as a junior.
- Majored in telecommunications at Florida.

COMMUNITY:

- 2015 Rookie Club presented by UnitedHealthcare.
- 2015-18 Dallas Cowboys U High School Camp.
- 2015 Early Thanksgiving Day meal at The Salvation Army.
- WrestleMania 32 week community event Make-a-Wish Pizza Party at Dallas World Aquarium.
- 2016 Taste of the NFL: The Ultimate Cowboys Tailgate Party host benefiting the North Texas Food Bank.
- Annual Team Holiday Hospital Visits.
- Kickoff Luncheon and Dallas Cowboys Family Cookbook benefiting Happy Hill Farm.
- Make-A-Wish Foundation of North Texas.
- Salvation Army Angel Tree Christmas Program.

GREEN'S COWBOYS TOTALS

GAMES/STARTS (regular season, playoffs): 2015 (0/0); 2016 (4/2, 0/0-IR); 2017 (14/4). **Totals:** (18/6, 0/0).

JEFF HEATH

38 • Safety

6-1 • 212 • 5/14/91

Saginaw Valley State • FA for '13

NFL: 6th Year • Cowboys: 6th Year

Games/Starts: 2017-15/15; Career-77/25

Postseason: 2017-0/0; Career-3/0



PRO: Considered a long-shot to make the team after signing with Dallas as an undrafted free agent, Jeff Heath defied the odds by not only making the active roster out of training camp, but playing in all 16 games and settling in as one of the team's starting safeties in 2013. Heath started his rookie campaign as a special teamer and reserve defensive back, but finished the year with nine starts at strong safety. He was sixth on the squad with 60 tackles, tops with 13 special teams stops, and had a 50-yard fumble recovery for a touchdown,

along with an interception, six breakups, one pressure and a forced fumble. He spent 2014 and 2015 as a reserve safety and special teams cover ace, finishing atop the special teams tackle chart in 2015 while also leading the defense with a career-high two interceptions. Heath mixed into the defensive back rotation in 2016, tallying 20 tackles while also playing on special teams. He got a bigger role in 2017, starting all 15 games he played, missing one with a concussion, and finishing fourth on the team with 81 tackles and a team-best three interceptions.

TRANSACTION SUMMARY:

4/13/16: Signed a four-year contract as a restricted free agent with Dallas through 2019.

5/10/13: Signed with Dallas as a rookie free agent.

2017:

- Started all 15 games he played and placed fourth on the defense with a career-best 81 tackles while leading the team with three interceptions. Also added eight special teams tackles (fifth on the team) with a forced fumble.
- Led the defense with nine tackles and his first career tackle for a loss at San Francisco (10/22). Also filled in for Dan Bailey (groin) on PATs and kickoffs, finishing two-of-three on PATs with two touchbacks on five kickoffs. Became the first Dallas Cowboy non-kicker to score kicking points in a game since Dick Bielski in 1961. He was the first NFL positional player to do it since Wes Welker in 2010.
- Intercepted a pass late in the fourth quarter to preserve the win against Kansas City (11/5).
- Had his second pick of the season with one against Washington (11/30) then followed that up the next week at the N.Y. Giants (12/10) with another interception, along with nine tackles and a breakup.
- Notched seven tackles a breakup and forced a fumble that rolled through the end zone, giving Dallas the ball and securing the win at Oakland (12/17).
- Logged his 200th career tackle, finishing against Seattle (12/24) with three.

2016:

- Played in all 16 games for the second straight season, third overall, and tallied 20 tackles, two breakups and an interception while placing third on special teams with seven tackles.
- At San Francisco (10/2) appeared in his 50th career game and had a pair of special teams tackles then had two tackles in the win at Green Bay (10/16).
- Intercepted a pass - his third career against the Bucs - in the win over Tampa Bay (12/18).
- Logged one of his best games as a pro in the Divisional Playoff Game against Green Bay (1/15/17), posting one tackle, his first career sack, a hurry, one pass breakup, an interception and a special teams tackle.

2015:

- Played in all 16 games for the second time in his career and tied for the team lead with nine special teams tackles while posting 26 tackles and a team-best and career-high two interceptions as a reserve defensive back.
- Had two tackles and two interceptions - the first multi-interception game of his career and first Cowboy with two interceptions in a game since Bruce Carter in 2014 (at Washington, Dec. 28) - at Tampa Bay (11/15).
- Topped 100 career tackles after a seven-stop performance on Thanksgiving Day against Carolina (11/26).
- Forced a fumble on a punt return at Washington (12/7) that led to Dallas' only touchdown of the game.

2014:

- Played in 14 games and tallied 16 tackles and eight special team stops.
- Had three tackles as a reserve safety on defense and a team-best two special teams stops in the win over the N.Y. Giants (10/19).
- Tallied three tackles on defense against Arizona (11/2) and two along with a team-best three special teams stops at Jacksonville (11/9) in London.
- Saw extended playing time with Barry Church (quad) slowed in the Divisional Playoff Game at Green Bay (1/11/15) and posted seven tackles and a breakup.

2013:

- Earned a roster spot out of training camp as an undrafted free agent and played in all 16 games. Became a starting safety for the final nine games and finished with 60 tackles (sixth on the team) and a team-best 13 special teams tackles.
- Made his NFL debut against the N.Y. Giants (9/8), playing on special teams, and notched his first career stop.
- Saw fourth quarter action against St. Louis (9/22) and had three defensive tackles - the first three of his career.
- Had his first career start in place of J.J. Wilcox (knee) and led the team with 12 tackles at Detroit (10/27).
- At New Orleans (11/10) started in place of Wilcox (knee) and was third on the team with a career-high 13 tackles with two pass breakups and a special teams stop.
- Had eight tackles, his first career fumble recovery and touchdown (50-yard return) at the N.Y. Giants (11/24).
- Intercepted his first career pass to go with three tackles, a hurry and a breakup in the win at Washington (12/22).

COLLEGE:

- For his career, started 30-of-35 games, recording 219 tackles, 16.5 tackles for loss, seven interceptions and forcing and recovering four fumbles at Saginaw Valley State.
- As a senior made the 2012 All-Great Lakes Intercollegiate Athletic Conference first-team defense with 77 tackles, three tackles for losses, one forced fumble, two fumble recoveries, five interceptions and seven pass breakups while starting all 11 games.
- Started all 11 games as a junior, earning second-team All-GLIAC honors after totaling 81 tackles, one sack, nine tackles for loss, three pass breakups and had one interception for a return of 46 yards.
- Appeared in eight games, starting seven, as a sophomore and ended the season with 49 tackles, 3.5 tackles for loss, one interception and recovered two fumbles.
- As a freshman, appeared in five games and started one, recording 13 tackles, one tackle for loss, one interception, one deflected pass and forced and recovered a fumble.

PERSONAL:

- Prepped at Lake Orion, Mich., High School where he was voted all-league, All-North Conference, all-state finalist, Big Play Player of the Year, recipient of the Big Stick Award for hardest hitter and team captain.
- He and his wife, Paige, were married in spring, 2018.
- Majored in criminal science at Saginaw Valley State.

COMMUNITY:

- 2013 Rookie Club presented by UnitedHealthcare.
- 2013-18 Dallas Cowboys U High School Camp.
- 2013 The Salvation Army YET Kaboom Playground Build.
- 2014-17 Draft Day/Fan Appreciation Party.
- 2014 NFL Play 60 clinic, London, England.

- 2014 Fan Appreciation Pep Rally, London, England.
- 2016 Fashion's for First Downs Dallas Cowboys Women's Charity Fashion Show.
- 2016 Early Thanksgiving Day meal at The Salvation Army.
- 2017 Taste of the Cowboys benefiting North Texas Food Bank.
- 2017-18 Home Run Derby Competition benefiting the Salvation Army.
- 2017 The Salvation Army Disaster Relief Telethon for Hurricane Harvey.
- 2018 Dirk Nowitzki Heroes Celebrity Baseball Game.
- Annual Team Holiday Hospital Visits.
- Kickoff Luncheon and Dallas Cowboys Family Cookbook benefiting Happy Hill Farm.
- Make-A-Wish Foundation of North Texas.
- Salvation Army Angel Tree Christmas Program.

HEATH'S COWBOYS TOTALS

		DEFENSE								INTERCEPTIONS					FUMBLES REC				
Year Team	GP-GS	ST	AT	TT	Sks-Yds	Tkl/Ls	QB Prs	PBU	FF	No	Yds	Avg	Lg	TD	No	Yds	Avg	Lg	TD
2013 Dallas	16-9	42	18	60	0.0(0)	0(0)	1	6	1	1	0	0.0	0	0	1	50	50.0	50t	1
2014 Dallas	14-0	10	6	16	0.0(0)	0(0)	0	0	0	0	0	0.0	0	0	0	0	0.0	0	0
2015 Dallas	16-1	16	10	26	0.0(0)	0(0)	0	0	0	2	19	9.5	19	0	0	0	0.0	0	0
2016 Dallas	16-0	14	6	20	0.0(0)	0(0)	0	2	0	1	19	19.0	19	0	0	0	0.0	0	0
2017 Dallas	15-15	62	19	81	0.0(0)	1(-3)	1	5	1	3	20	6.7	14	0	0	0	0.0	0	0
Totals	77-25	144	59	203	0.0(0)	1(-3)	2	13	2	7	58	8.3	19	0	1	50	50.0	50t	1
Playoffs																			
2014 Dallas	2-0	8	1	9	0.0(0)	0(0)	0	1	0	0	0	0.0	0	0	0	0	0.0	0	0
2016 Dallas	1-0	1	0	1	1.0(-10)	0(0)	1	1	0	1	27	27.0	27	0	0	0	0.0	0	0
Totals	3-0	9	1	10	1.0(-10)	0(0)	1	2	0	1	27	27.0	27	0	0	0	0.0	0	0
SPECIAL TEAMS TACKLES																			
Year Team		Solo	Asst	Tot	FF	FR	BP	BFG	BXP	PAT	KO	TB	Rets	Yds					
2013 Dallas		11	2	13	0	0	0	0	0	0-0	0	0	0	0					
2014 Dallas		6	2	8	0	0	0	0	0	0-0	0	0	0	0					
2015 Dallas		6	3	9	1	0	0	0	0	0-0	0	0	0	0					
2016 Dallas		5	2	7	0	0	0	0	0	0-0	0	0	0	0					
2017 Dallas		5	3	8	1	0	0	0	0	2-3	5	2	3	50					
Totals		33	12	45	2	0	0	0	0	2-3	5	2	3	50					
Playoffs																			
2014 Dallas		0	0	0	0	0	0	0	0	Tackles — 13 at New Orleans, 11/10/13									
2016 Dallas		1	0	1	0	0	0	0	0	Solo Tackles — 9 at Detroit, 10/27/13									
Totals		1	0	1	0	0	0	0	0	Interceptions — 2 at Tampa Bay, 11/15/15									

SINGLE-GAME HIGHS

Tackles – 13 at New Orleans, 11/10/13

Solo Tackles – 9 at Detroit, 10/27/13

Interceptions – 2 at Tampa Bay, 11/15/15

MARQUESTON HUFF (mar-QUEST-in)

20 • Safety

5-11 • 205 • 4/6/92

Wyoming • FA for '18

NFL: 4th Year • Cowboys: 1st Year

Games/Starts: 2017-0/0; Career-41/1

Postseason: 2017-0/0; Career-0/0



PRO: The Cowboys signed Marqueston Huff following the final week of the 2017 season to help bolster a young and fluid secondary group for the 2018 campaign. Huff was originally drafted in the fourth round (122nd overall) by Tennessee in 2014, and has spent parts of his four-year career with the Titans, Jaguars, Ravens, Chiefs and Buccaneers. He has compiled 36 tackles, four breakups and one interception in his career, along with 19 special teams tackles, in 41 games. Huff's special teams ability and playing experience will help his prospects of breaking through onto the Cowboys roster in 2018.

TRANSACTION SUMMARY:

1/10/18: Signed with Dallas as a future.

7/30/17: Signed with Tampa Bay and released (9/2).

3/16/17: Signed with Kansas City as an unrestricted free agent through 2017 and released (7/6).

10/6/16: Signed by Baltimore.

9/15/16: Signed to Jacksonville's practice squad.

9/2/16: Waived by Tennessee, claimed by Jacksonville (9/4), and released (9/13).

5/10/14: Drafted in the fourth round (122nd) overall by Tennessee.

2017 (Kansas City/Tampa Bay):

- Spent the offseason with the Kansas City Chiefs and was released prior to the start of training camp.
- Went to camp with Tampa Bay but was released at the final cut date.

2016 (Tennessee/Jacksonville/Baltimore):

- Returned to the Titans but was released at the end of camp.
- Signed to Jacksonville's practice squad after Week 1 then signed to Baltimore's active roster Oct. 6.
- Played in 11 games with Baltimore, mostly on special teams and tallied three special teams tackles.
- Made his Ravens debut at the N.Y. Giants (10/16).

2015 (Tennessee):

- Played in all 16 games for the only time in his career, seeing time mainly on special teams, and finished with 15 tackles on defense and 10 on special teams.
- Had a season-high three tackles at New England (12/20).

2014 (Tennessee):

- After being drafted in the fourth round (122nd overall) by the Titans, played in 14 games with one start and logged 12 tackles, one sack, two breakups and an interception he returned 23 yards for a touchdown.
- Added six special teams tackles.
- Made his NFL debut at Kansas City (9/7) then had his first career sack against Jacksonville (10/12).
- Earned his first career start in the game against Houston (10/26).
- Intercepted a pass against the N.Y. Giants (12/7) and returned it 23 yards for a touchdown.

COLLEGE:

- Started 35 of his 49 career games at Wyoming, playing his first three years at cornerback and his final at safety.
- Tallied six interceptions, 249 tackles, seven for losses, three forced fumbles, six recoveries and 16 breakups through his collegiate campaign.
- Earned second-team All-Conference honors as a senior safety, leading Big Sky defensive backs with 127 tackles.
- As a junior cornerback, was fifth on the defense with 57 tackles and second with seven breakups.
- Played in 13 games in his first season as a full-time starter as a sophomore cornerback and led the team with six total takeaways.
- Played in 12 games as a true freshman and tallied 18 tackles, one interception and a breakup.

PERSONAL:

- Was a two-time team captain and all-district selection at Liberty-Eylau High School in Texarkana, Texas.
- Had three picks, 85 tackles, three forced fumbles, one recovered fumble and a blocked punt as a senior.
- He and his wife, Sherelle, have two daughters, Samari and Laila, and a son, Marqueston II.

COMMUNITY:

- 2018 Dallas Cowboys U High School Camp.

HUFF'S NFL TOTALS

Year Team	GP-GS	DEFENSE								INTERCEPTIONS					FUMBLES REC				
		ST	AT	TT	Sks-Yds	Tkl/Ls	QB	PBU	FF	No	Yds	Avg	Lg	TD	No	Yds	Avg	Lg	TD
2014 Tennessee.....	14-1	3	0	3	0.0(0)	0(0)	1	2	0	1	23	23.0	23t	1	0	0	0.0	0	0
2015 Tennessee.....	16-0	11	4	15	0.0(0)	0(0)	0	2	0	0	0	0.0	0	0	0	0	0.0	0	0
2016 Baltimore.....	11-0	11	7	18	1.0(-12)	0(0)	0	0	0	0	0	0.0	0	0	1	0	0.0	0	0
Totals	41-1	25	11	36	1.0(-12)	0(0)	1	4	0	1	23	23.0	23t	1	1	0	0.0	0	0

SPECIAL TEAMS TACKLES

Year Team	Solo	Asst	Tot	FF	FR	BP	BFG	BXP
2014 Tennessee.....	4	2	6	0	0	0	0	0
2015 Tennessee.....	7	3	10	0	0	0	0	0
2016 Baltimore.....	3	0	3	0	1	0	0	0
Totals	14	5	19	0	1	0	0	0

ALLEN HURNS**17 • Wide Receiver**

6-1 • 208 • 11/12/91

Miami • FA for '18

NFL: 5th Year • Cowboys: 1st Year

Games/Starts: 2017-10/8-Jac; Career-52/42

Postseason: 2017-3/0; Career-3/0



PRO: The Dallas Cowboys signed Allen Hurns in the 2018 offseason in a concerted effort to re-make their wide receiver corps after a disappointing 2017 season. Hurns, originally a rookie free agent signing with Jacksonville in 2014, displayed tremendous ball skills and savvy route running during his four-year Jaguar tenure, catching 189 passes for 2,669 yards and 21 touchdowns while averaging 14.1 yards-per-reception. His best season came in 2015, starting all 15 games played and catching 64 balls for 1,031 yards (16.1 avg.) and 10 touchdowns. After the release of Dez Bryant and retirement of Jason Witten, Hurns is the only receiver on the Cowboys roster with a 1,000-yard season to his credit, and his playmaking ability should make him a favorite target of Dak Prescott in 2018.

TRANSACTION SUMMARY:

- 3/24/18:** Signed a two-year contract with Dallas through 2019.
3/20/18: Released by Jacksonville.
6/3/16: Signed a four-year extension with Jacksonville through 2020.
5/12/14: Signed as a rookie free agent with Jacksonville.

2017 (Jacksonville):

- Starting eight of the 10 games he played - missing six with an ankle injury - caught 39 passes for 484 yards with two touchdowns. Also played in all three of the Jaguars playoff games - the first of his career.
- Logged his first touchdown of the season on six catches for 82 yards against Tennessee (9/17).
- Posted a season-high 101 yards - his lone 100-yard effort - at Indianapolis (10/22) and caught a season-high seven passes against the L.A. Chargers (11/12).
- Injured his ankle in the final minute of the game against the Chargers and missed the next six contests, returning for the finale at Tennessee (12/31).
- Made his postseason debut in a wild card game against Buffalo (1/7/18) but did not have a catch.
- Led the team with six catches for 80 yards in the AFC Championship Game at New England (1/21/18).

2016 (Jacksonville):

- Started the 11 games he played, missing the final five with a hamstring injury, and caught 35 passes for 477 yards with three touchdowns.
- Led the team with a season-best seven catches for 98 yards (season-high) and a score at Tennessee (10/27).
- Caught one pass for 12 yards at Buffalo (11/27) before a hamstring injury forced him from the game.
- Missed the final five games of the season with the hamstring injury.

2015 (Jacksonville):

- Started all 15 games he played and caught 64 passes for 1,030 yards with 10 touchdowns. Became the fifth undrafted player since 2005 with 1,000-plus receiving yards and 10-plus touchdowns in a season.
- Notched a career-best 11 catches for 116 yards with a touchdown at Indianapolis (10/4).
- Had a streak of seven consecutive games with a touchdown (Sept. 27-Nov. 15).
- Caught a career-long 80-yard pass for a touchdown against Indianapolis (12/13).
- Logged five 100-yard games on the season, including a pair of consecutive 116-yard outings.

2014 (Jacksonville):

- Signed with Jacksonville as a rookie free agent following the NFL Draft and started eight-of-16 games, leading the team with six touchdowns.
- Caught 51 passes (second by a team rookie) for 677 yards.
- Made his NFL debut, starting at Philadelphia (9/7) and had four catches for 110 yards and two touchdowns.
- Became the first player in NFL history to record two receiving scores in the first quarter in his NFL debut. Joined Charles Rogers (Sept. 17, 2003 vs. Arizona) as the only men in NFL history with a score on each of his first two receptions.
- Had season-bests with seven catches and 112 yards to go with two touchdowns at Cincinnati (11/2).

COLLEGE:

- Finished his Hurricanes career seventh in school history with 121 catches and 1,891 yards.
- Played in all 13 games as a senior with 11 starts and led the team with 62 receptions and 1,162 yards (school-record) with six touchdowns (second).
- As a junior, started eight of the 11 games he played and was fourth on the team with 28 catches for 314 yards with four touchdowns.
- Started seven-of-12 games as a sophomore and had 31 receptions for 415 yards and four scores.
- Played in nine games as a true freshman, seeing most of his time on special teams.

PERSONAL:

- Prepped at Carol City High School in Miami, Fla., and caught six passes for 110 yards before an injury sidelined him for his senior season.

COMMUNITY:

- 2018 Dallas Cowboys U High School Camp.

HURNS' NFL TOTALS

Year Team	GP-GS	RECEIVING					SINGLE-GAME HIGHS	
		No	Yds	Avg	Long	TD	Receptions	Receiving Yards
2014 Jacksonville	16-8	51	677	13.3	63t	6	- 11 at Indianapolis, 10/4/15	- 122 at N.Y. Jets, 11/8/15
2015 Jacksonville	15-15	64	1,031	16.1	80t	10	Long Reception - 80t vs. Indianapolis, 12/13/15	
2016 Jacksonville	11-11	35	477	13.6	42t	3		
2017 Jacksonville	10-8	39	484	12.4	50	2		
Totals	52-42	189	2,669	14.1	80t	21		
Playoffs								
2017 Jacksonville	3-0	7	92	13.1	27	0		

**HURNS' 100-YARD RECEIVING GAMES
(8 total)**

122 at N.Y. Jets, 11/8/15 (5 rec.)	110 at Philadelphia, 9/7/14 (4 rec.)
116 at Indianapolis, 10/4/15 (11 rec.)	107 at New Orleans, 12/27/15 (8 rec.)
116 at Tampa Bay, 10/11/15 (5 rec.)	105 vs. Indianapolis, 12/13/15 (3 rec.)
112 at Cincinnati, 11/2/14 (7 rec.)	101 at Indianapolis, 10/22/17 (5 rec.)

HURNS' CAREER GAME-BY-GAME RECEIVING

Game	2014 (Jacksonville)				
	No	Yds	Avg	Long	TD
L-@ Phi 9/7	4	110	27.5	46	2
L-@ Was 9/14	2	13	6.5	10	0
L-Ind 9/21	1	63	63.0	63t	1
L-@ SD 9/28	5	68	13.6	44	0
L-Pit 10/5	4	26	6.5	9	0
L-@ Ten 10/12	2	18	9.0	10	0
W-Cle 10/19	1	7	7.0	7	0
L-Mia 10/26	3	49	16.3	20	0
L-@ Cin 11/2	7	112	16.0	40t	2
L-Dal 11/9	1	9	9.0	9	0
L-@ Ind 11/23	1	12	13.0	13	0
W-NYG 11/30	4	42	10.5	14	0
L-Hou 12/7	5	36	7.2	16	1
L-@ Bal 12/14	6	70	11.7	27	0
W-Ten 12/	3	26	8.7	15	0
L-@ Hou	2	15	7.5	10	0
Totals	51	677	13.3	63t	6

Game	2015 (Jacksonville)				
	No	Yds	Avg	Long	TD
L-Car 9/13	5	60	12.0	24	0
W-Mia 9/20	4	68	17.0	24	0
L-@ NE 9/27	2	70	35.0	59t	1
L-@ Ind 10/4	11	116	10.5	26	1
L-@ TB 10/11	5	116	23.2	59	1
L-Hou 10/18	2	30	15.0	19	1
W-Buf 10/25	2	53	26.5	31t	1
L-@ NYJ 11/8	5	122	24.4	30t	1
W-@ Bal 11/15	5	62	12.4	21	1
W-Ten 11/19	3	19	6.3	7	0
L-SD 11/29	4	42	10.5	29	0
L-@ Ten 12/6	INACTIVE/INJURED-Concussion				
W-Ind 12/13	3	105	35.0	80t	1
L-Atl 12/20	2	44	22.0	22	0
L-@NO 12/27	8	107	13.4	24	2
L-@ Hou 1/3/16	3	17	5.7	6	0
Totals	64	1,031	16.1	80t	10

Game	2016 (Jacksonville)				
	No	Yds	Avg	Long	TD
L-GB 9/11	4	75	18.8	38	0
L-@ SD 9/18	5	64	12.8	24	0
L-Bal 9/25	4	40	10.0	17	0

Game	2016 (Jacksonville), cont.				
	No	Yds	Avg	Long	TD
W-Ind 10/2	2	47	23.5	42t	1
W-@ Chi 10/16	5	74	14.8	29	0
L-Oak 10/23	4	45	11.3	22	0
L-@ Ten 10/27	7	98	14.0	31	1
L-@ KC 11/6					0
L-Hou 11/13	2	13	6.5	11	0
L-@ Det 11/20	1	9	9.0	9	0
L-@ Buf 11/27	1	12	12.0	12t	1
L-Den 12/4	INACTIVE/INJURED-Hamstring				
L-Min 12/11	INACTIVE/INJURED-Hamstring				
L-@ Hou 12/18	INACTIVE/INJURED-Hamstring				
W-Ten 12/24	INACTIVE/INJURED-Hamstring				
L-@ Ind 1/1/17	INACTIVE/INJURED-Hamstring				
Totals	35	477	13.6	42t	3

Game	2017 (Jacksonville)				
	No	Yds	Avg	Long	TD
W-@ Hou 9/10	3	42	14.0	20	0
L-Ten 9/17	6	82	13.7	20	1
W-Bal 9/24	3	20	6.7	9	1
L-@ NYJ 10/1	4	42	10.5	15	0
W-@ Pit 10/8	2	21	10.5	18	0
L-LAR 10/15	3	37	12.3	18	0
W-@ Ind 10/22	5	101	20.2	50	0
W-Cin 11/5	3	31	10.3	13	0
W-LAC 11/12	7	70	10.0	19	0
W-@ Cle 11/19	INACTIVE/INJURED-Ankle				
L-@ Ari 11/26	INACTIVE/INJURED-Ankle				
W-Ind 12/3	INACTIVE/INJURED-Ankle				
W-Sea 12/10	INACTIVE/INJURED-Ankle				
W-Hou 12/17	INACTIVE/INJURED-Ankle				
L-@ SF 12/24	INACTIVE/INJURED-Ankle				
L-@ Ten 12/31	3	38	12.7	18	0
Totals	39	484	12.4	50	2

Playoffs					
W-Buf 1/7/18					
W-@ Pit 1/14/18	1	12	12.0	12	0
L-@ NE 1/21/18	6	80	13.3	27	0
Totals	7	92	13.1	27	0

DAVID IRVING

95 • Defensive Line

6-7 • 290 • 8/18/93

Iowa State • PS(KC) for '15

NFL: 4th Year • Cowboys: 4th Year

Games/Starts: 2017-8/8; Career-35/10

Postseason: 2017-0/0; Career-1/1



PRO: The Dallas Cowboys signed David Irving off of the Kansas City Chiefs practice squad to provide the team with young depth at the edge rusher position, and he came in and played in 12 games in 2015 after being added to the roster. Irving also provides Dallas with a kick blocking threat on special teams units as he blocked a field goal for Dallas, continuing his collegiate trend where he blocked three kicks. He returned in 2016 to play in 15 games with his first two career starts and showed flashes of his big-play ability, posting 4.0 sacks, five tackles for losses, 26 pressures, five breakups and four forced fumbles - three coming in one game. Irving missed the first four games of 2017 (suspension), started the next eight and recorded 7.0 sacks, then missed the final four (concussion). He returns in 2018 with the hopes becoming a dominant force on the Cowboys defensive line.

TRANSACTION SUMMARY:

- 4/16/18: Signed a one-year contract as a restricted free agent with Dallas.
 4/12/17: Signed a one-year contract with Dallas.
 12/30/15: Placed on Reserve/Injured with a wrist injury.
 9/29/15: Signed to Dallas' active roster.
 9/5/15: Released and signed to Kansas City's practice squad (9/8).
 5/11/15: Signed with Kansas City as a rookie free agent.

2017:

- Started eight games, missing the first four due to a league-mandated suspension and the final four with a concussion, and posted 7.0 sacks, 12 tackles, three tackles for loss, 19 pressures, six breakups and a forced fumble.
- Missed the first four games of the season serving a league mandated suspension but returned against Green Bay (10/8) and had a pair of sacks, three pressures, one breakup and two tackles.
- Had two sacks at Washington (10/29), logging his third straight game with a sack - the longest streak of his career. Added one stop for a loss, three pressures and a breakup that was picked off by Byron Jones and returned 21 yards for a touchdown.
- Extended his sack streak to four games with one against Kansas City (11/5).
- Had a sack (against Washington, 11/30) along with 11 hurries through his final three games before missing the last four games of the season with a concussion.

2016:

- Played in 15 games with the first two starts of his career and tallied 11 tackles with four sacks, five tackles for losses, four forced fumbles and a fumble recovery. His 26 pressures led the defense.
- Named NFC Defensive Player of the Week at Green Bay (10/16) after forcing a team-record tying three fumbles, recovering one, while adding a tackle, a breakup, one tackle for a loss and a sack - all in 19 plays. It was his first career full sack, his first career fumble recovery and his first career forced fumble.
- In the fourth quarter against Tampa Bay (12/18), had 1.5 sacks, five hurries and a pass breakup that led to a pick.
- Made his first career start, opening the game at end against Detroit (12/26), and had one tackle, 1.5 sacks - his second consecutive multi-sack game - two pressures, a breakup and a forced fumble.
- Started on the inside in the finale at Philadelphia (1/1/17) and had one tackle, one for a loss and three hurries.
- Made his playoff debut, starting the Divisional Game against Green Bay (1/15/17) and had two hurries.

2015 (Kansas City/Dallas):

- Finished his rookie season with Dallas, posting 14 tackles, two for losses, 14 pressures and a half sack.
- Signed with Kansas City as a rookie free agent, was released at the end of camp and signed to the practice squad.
- Signed to Dallas' active roster on Sept. 29 and made his NFL debut as a reserve at New Orleans (10/4), finishing with two tackles, a tackle for a loss and two pressures.
- Blocked his first career kick - a 47-yard field goal attempt - along with two tackles against Seattle (11/1).
- Had two tackles, one for a loss and a team-high tying four pressures against Philadelphia (11/8).
- Notched one tackle, a hurry and his first career sack, splitting one with Greg Hardy, at Miami (11/22).
- Suffered a wrist injury at Buffalo (12/27) that put him on Reserve/Injured for the final game of the season.

COLLEGE:

- Started eight of the 32 games he played through his collegiate career and tallied 44 tackles, 7.5 for losses, 3.0 sacks, one interception, one forced fumble, eight breakups and three blocked kicks.
- Did not play his senior year after being dismissed from the team prior to the start of the season.
- Started eight of the 10 games he played as a junior, moving to defensive tackle from end. Tallied 19 tackles, 4.5 for losses, two sacks, four breakups and two blocked kicks - a PAT in back-to-back games.
- As a sophomore, played in all 13 games and notched 20 tackles, three for losses and a sack.
- Played in nine games as a freshman and posted five tackles with two breakups.

PERSONAL:

- Played both sides of the ball at San Jacinto, Calif., High School, finishing his senior year with 76 tackles, 15 for loss, 7.0 sacks, five forced fumbles and four fumble recoveries on defense. Added 19 catches for 298 yards and four touchdowns as a tight end.

COMMUNITY:

- 2015 Rookie Club presented by UnitedHealthcare.
- 2015 Early Thanksgiving Day meal at The Salvation Army.
- 2016-18 Dallas Cowboys U High School Camp.
- 2017 Draft Day/Fan Appreciation Party.
- Annual Team Holiday Hospital Visits.
- Kick Off Luncheon and Dallas Cowboys Family Cookbook benefiting Happy Hill Farm.
- Make-A-Wish Foundation of North Texas.
- Salvation Army Angel Tree Christmas Program.

IRVING'S COWBOYS TOTALS

		DEFENSE								INTERCEPTIONS					FUMBLES REC				
Year Team	GP-GS	ST	AT	TT	Sks-Yds	Tkl/Ls	QB Prs	PBU	FF	No	Yds	Avg	Lg	TD	No	Yds	Avg	Lg	TD
2015 Dallas	12-0	8	6	- 14	0.5(-7)	2(-6)	14	0	0	0	0	0.0	0	0	0	0	0.0	0	0
2016 Dallas	15-2	4	7	- 11	4.0(-26)	5(-14)	26	5	4	0	0	0.0	0	0	1	0	0.0	0	0
2017 Dallas	8-8	6	6	- 12	7.0(-51)	3(-7)	19	6	1	0	0	0.0	0	0	0	0	0.0	0	0
Totals	35-10	18	19	- 37	11.5(-84)	10(-27)	59	11	5	0	0	0.0	0	0	1	0	0.0	0	0
Playoffs																			
2016 Dallas	1-1	0	0	- 0	0.0(0)	0(0)	2	0	0	0	0	0.0	0	0	0	0	0.0	0	0

IRVING'S SACKS BY QUARTERBACK
(11.5 total)

Kirk Cousins.....3.0	Alex Smith.....1.0
Aaron Rodgers.....3.0	Tyrod Taylor.....1.0
Jameis Winston.....1.5	Ryan Tannehill.....0.5
Matthew Stafford.....1.5	

ADDITIONAL STATISTICS
Blocked Kicks - 2015 (1-1g).

DARIUS JACKSON

44 • Running Back

6-0 • 228 • 12/1/93
 Eastern Michigan • FA for '18
 NFL: 3rd Year • Cowboys: 2nd Year
 Games/Starts: 2017-0/0; Career-0/0
 Postseason: 2017-0/0; Career-0/0



PRO: The Dallas Cowboys brought back a familiar face when they signed Darius Jackson during OTAs to provide depth and competition at running back. Jackson, a sixth round (216th overall) pick by Dallas in 2016 spent a majority of his rookie season as a gameday inactive for the Cowboys before his release on Dec. 13. He was claimed off waivers by Cleveland and spent the end of 2016 with the Browns. Jackson suffered a knee injury during the 2017 offseason and was on the Browns Reserve/Injured list for the entire 2017 season.

TRANSACTION SUMMARY:

- 5/30/18:** Signed by Dallas.
- 5/3/18:** Waived by Cleveland.
- 12/14/16:** Claimed off waivers by Cleveland.
- 12/13/16:** Waived by Dallas.
- 4/30/16:** Drafted in the sixth round (216th overall) by Dallas.

2017 (Cleveland):

- Returned to the Browns but suffered a knee injury prior to training camp and spent the year on Reserve/Injured.

2016 (Dallas/Cleveland):

- Drafted by Dallas in the sixth round (216th overall).
- Inactive the first 13 games of the season and waived on Dec. 13.
- Claimed off waivers by Cleveland and inactive the final three games of the season.

COLLEGE:

- Started all 12 games as a senior and recorded career-bests with 208 carries, 1,067 yards, 14 touchdowns and a 5.2 yard-per-carry average. Also added 21 catches and two receiving touchdowns.
- Appeared in all 12 games as a junior, making four starts in the backfield for the Eagles and tallied 295 yards on the ground, averaging 4.8 yards-per-carry, with one touchdown and caught 20 passes for 148 yards and two scores.
- Played in seven games in his sophomore season, starting one, and rushed 49 times for 201 yards with two touchdowns in addition to a career-high four kickoff returns for 94 yards.
- Appeared in 12 games as a freshman and rushed three times for 12 yards, appearing mostly on special teams coverage units, and added three tackles.

PERSONAL:

- Played at Sparta, Ill., High School where he rushed for nearly 1,100 yards as a quarterback and running back on offense as well as safety on defense, earning first team all-conference on both sides of the field and was an academic all-state choice.
- Majorred in Business at Eastern Michigan.

COMMUNITY:

- 2016 Rookie Club presented by United Healthcare.
- 2016 Cowboys Youth Combine Guest Coach.
- 2016, 2018 Dallas Cowboys U High School Camp.

JACKSON'S NFL TOTALS

Year Team	GP-GS	RUSHING					RECEIVING				
		No	Yds	Avg	Long	TD	No	Yds	Avg	Long	TD
2016 Dallas	0-0	0	0	0.0	0	0	0	0	0.0	0	0
Cleveland	0-0	0	0	0.0	0	0	0	0	0.0	0	0
2017 Cleveland	0-0	RESERVE/INJURED-Knee					RESERVE/INJURED-Knee				
Totals	0-0	0	0	0.0	0	0	0	0	0.0	0	0

BLAKE JARWIN

89 • Tight End

6-5 • 260 • 7/16/94

Oklahoma State • FA for '17

NFL: 2nd Year • Cowboys: 2nd Year

Games/Starts: 2017-1/0; Career-1/0

Postseason: 2017-0/0; Career-0/0



PRO: A big, athletic tight end that can be used as a lead blocker in the run game or as a traditional tight end, Blake Jarwin found a home with Dallas after signing with the team as a rookie free agent following the 2017 NFL Draft. After a short stint on the club's practice squad, Jarwin spent 10 weeks on the active roster, but was active for only one game. He will return in 2018 looking to make a name for himself in the Cowboys offense that is without one of the best tight ends in NFL history for the first time in 15 seasons.

TRANSACTION SUMMARY:

10/26/17: Signed to Dallas' active roster.

9/2/17: Waived and signed to Dallas' practice squad (9/3).

5/12/17: Signed with Dallas as a rookie free agent.

2017:

- Signed with Dallas as a rookie free agent following the NFL Draft but was released at the end of camp.
- Immediately signed to Dallas' practice squad and was activated on Oct. 26.
- Made his NFL debut at Atlanta (11/12) and was inactive the remaining seven games.

COLLEGE:

- Named second-team All-Big 12 following a senior season in which he caught 19 passes for 309 yards and two touchdowns.
- First-team All-Big 12 selection as a junior, playing in 11 games, missing two with a leg injury, and catching 17 passes for 200 yards and two touchdowns.
- Played in every game with a pair of starts as a sophomore and caught five passes for 107 yards with one score.
- As a redshirt freshman, did not play in any games.
- Redshirted as a true freshman.

PERSONAL:

- Earned all-city team honors at Tuttle, Okla., High School, catching seven passes for 145 yards and posting 38 tackles, 3.0 sacks and nine tackles for a loss on defense as a senior.
- Earned a degree in management from Oklahoma State and is pursuing an MBA.

COMMUNITY:

- 2017 Rookie Club presented by Essilor USA.
- 2017-18 Dallas Cowboys U High School Camp.
- Annual Team Holiday Hospital Visits.
- Kick Off Luncheon and Dallas Cowboys Family Cookbook benefiting Happy Hill Farm.
- Make-A-Wish Foundation of North Texas.

JARWIN'S COWBOYS TOTALS

Year Team	GP-GS	RECEIVING				
		No	Yds	Avg	Long	TD
2017 Dallas	1-0	0	0	0.0	0	0

BYRON JONES

31 • Cornerback

6-1 • 200 • 9/26/92

Connecticut • D1 for '15 (27th overall)

NFL: 4th Year • Cowboys: 4th Year

Games/Starts: 2017-16/16; Career-48/43

Postseason: 2017-0/0; Career-1/1



PRO: With the 27th overall pick in the first round of the 2015 NFL Draft, the Dallas Cowboys chose to enhance their secondary with the selection of Connecticut defensive back Byron Jones. A four-year starter in college at both cornerback and safety, Jones began his pro career in Dallas at cornerback but finished his rookie year as a starter at safety. By season's end, Jones started 11 of the 16 games he played and was fifth on the defense with 76 tackles while leading the unit with 12 breakups to become the only Cowboys rookie to record 75-plus tackles and lead the team in breakups. He started all 16 games in 2016 and finished fourth on the defense with 102 tackles with 10 breakups, three tackles for losses and an interception. In 2017 he again started all 16 games and was fifth on the

team with 74 tackles with four for losses, six breakups and an interception. In 2018 he is expected to move back to corner and showcase his rare blend of size, speed and athletic ability. His talents were on display at the NFL Combine where he recorded a broad jump of 12'3 - considered a world record - and a vertical leap of 44.5 inches.

TRANSACTION SUMMARY:

4/20/18: Club exercised first-year option.

4/30/15: Drafted in the first round (27th overall) by Dallas.

2017:

- Started all 16 games for the second straight season and was fifth on the defense with 74 tackles. Added four tackles for losses, three pressures, six breakups, one interception and a forced fumble.
- Led the team with 11 special teams stops.
- Intercepted a pass and returned it 21 yards for his first career touchdown to seal the win at Washington (10/29). Also had three tackles and a breakup.
- Logged a season-best eight tackles at Atlanta (11/12).

2016:

- Started all 16 games at safety and finished fourth on the team with 102 tackles, three for losses, 10 breakups, a forced fumble and his first career interception.
- Posted seven tackles and broke up one pass in the season opener against the N.Y. Giants (9/11).
- Had five tackles, a breakup and his first career forced fumble in the win against Chicago (9/25).
- Logged his 100th career tackle, finishing with six and a breakup in the win over Cincinnati (10/9), then had a nine tackles with a special teams stop in the overtime win against Philadelphia (10/30).
- Led the team with a career-best 12 tackles, including a career-high 10 solos, in the win at Pittsburgh (11/13).
- Had a team-best four special teams tackles along with eight tackles and a breakup at Minnesota (12/1), then intercepted his first career pass with two breakups, finishing second with six tackles against Tampa Bay (12/18).
- Posted eight tackles and a breakup in the finale at Philadelphia (1/1/17).
- Made his playoff debut and logged five tackles and two pass breakups against Green Bay (1/15/17).

2015:

- Finished his rookie season as one of the club's starting safeties after beginning the year as a reserve cornerback. Was fifth on the defense with 76 tackles - two for losses - while pacing the team with 12 breakups - the first time a rookie led the team in breakups since Derek Ross in 2002.
- Made his NFL debut in the season-opener against the N.Y. Giants (9/13) and posted his first career stats - an assisted tackle and a breakup.
- Made his first career start as the team opened with six defensive backs against New England (10/11) and posted nine tackles (seven solos).
- Logged seven tackles and two pass breakups, seeing most of his time at safety, at the N.Y. Giants (10/25).
- One-of-five defenders to reach double-digit tackles, finishing with a season-best 11 at Green Bay (12/13).
- Started at safety in the finale against Washington (1/3/16) and logged seven tackles with one for a loss.

COLLEGE:

- Totaled 223 tackles, 3.5 tackles for loss, eight interceptions and 18 pass breakups while starting 38-of-43 career games for the Huskies.
- Started the first seven games of the season as a senior at cornerback before suffering a season-ending shoulder injury and finished with 24 tackles, two picks, one that was returned 70 yards for a score, and four breakups.
- As a junior, started 11-of-12 games at cornerback after converting from safety to finish fourth on the squad with 60 tackles along with a team and career-high three interceptions, eight pass breakups and two tackles for loss.
- Started all 12 games at safety as a sophomore and was the third-leading tackler on the team with a career-best 88 stops and also had 1.5 tackles for a loss, an interception and two pass breakups.
- Saw his first collegiate action in 2011 as a redshirt freshman and earned a varsity letter, starting eight-of-12 games - and six of the final seven - at safety, finishing sixth on the team in tackles with 51, while also collecting a fumble recovery, four pass breakups and two interceptions.
- Redshirted as a true freshman.

PERSONAL:

- Attended St. Paul High School in Bristol, Conn., and named to the Class MM All-State team by the Connecticut High School Coaches Association and was named first-team All-Naugatuck Valley as a senior and team captain.
- Had three interceptions in 2009 and returned punts and kickoffs.
- Also played basketball - averaged 22.0 points-per-game - and ran track.
- Interned for Connecticut's House Majority Leader Joe Aresimowicz and in Washington for U.S. Rep. Elizabeth Esty in the summer of 2013 before starting his redshirt junior season at UConn.
- Majored in economics at UConn.

COMMUNITY:

- 2015 Rookie Club presented by UnitedHealthcare.
- 2015-18 Dallas Cowboys U High School Camp.
- 2015, 2017-18 Early Thanksgiving Day meal at The Salvation Army.
- 2016-18 Children's Cancer Fund Fashion Show.
- WrestleMania 32 week community events Special Olympics Unified Flag Football Event and North Texas Youth Education Town.
- 2016-17 Draft Day/Fan Appreciation Party.
- 2016-18 Dirk Nowitzki Heroes Celebrity Baseball Game.
- 2016 Character Playbook School Launch.
- 2016-17 NFL My Cause My Cleats Campaign.
- 2017 Fuel Up to Play60 Special Guest Presenter.
- 2017-18 Reliant Home Run Derby benefiting The Salvation Army.
- 2017 Taste of the Cowboys benefiting North Texas Food Bank.
- 2017 Character Playbook Live.
- 2017 The Salvation Army Disaster Relief Telethon for Hurricane Harvey.
- 2018 Texas Lottery Football Camp, El Paso, Texas.
- Annual Team Holiday Hospital Visits.
- Kick Off Luncheon and Dallas Cowboys Family Cookbook benefiting Happy Hill Farm.
- Make-A-Wish Foundation of North Texas.
- Salvation Army Angel Tree Christmas Program.

B. JONES' COWBOYS TOTALS

		DEFENSE								INTERCEPTIONS					FUMBLES REC				
Year Team	GP-GS	ST	AT	TT	Sks-Yds	Tk/Ls	QB Prs	PBU	FF	No	Yds	Avg	Lg	TD	No	Yds	Avg	Lg	TD
2015 Dallas.....	16-11	54	22	-	76	0.0(0)	2(-6)	0	12	0	0	0.0	0	0	0	0	0.0	0	0
2016 Dallas.....	16-16	79	23	-	102	0.0(0)	3(-4)	0	10	1	0	0.0	0	0	0	0	0.0	0	0
2017 Dallas.....	16-16	56	18	-	74	0.0(0)	4(-9)	3	6	1	21	21.0	21t	1	0	0	0.0	0	0
Totals	48-43	189	63	-	252	0.0(0)	9(-19)	3	28	2	2	21	10.5	21t	1	0	0	0.0	0
Playoffs																			
2016 Dallas.....	1-1	4	1	-	5	0.0(0)	0(0)	0	2	0	0	0.0	0	0	0	0	0.0	0	0
SPECIAL TEAMS TACKLES										SINGLE-GAME HIGHS									
Year Team		Solo	Ast	Tot	FF	FR	BP	BFG	BXP	Tackles – 12 at Pittsburgh, 11/13/16									
2015 Dallas.....		1	-	2	0	0	0	0	0	Solo Tackles – 10 at Pittsburgh, 11/13/16									
2016 Dallas.....		3	1	-	4	0	0	0	0										
2017 Dallas.....		9	2	-	11	0	0	0	0										
Totals		13	4	-	17	0	0	0	0										

B. JONES' CAREER GAME-BY-GAME DEFENSE

2015 (Dallas)										2016 (Dallas), cont.									
Game	ST	AT	TT	Tk/Ls	PBU	No/Yds	Lg	TD	INTs	Game	ST	AT	TT	Tk/Ls	PBU	No/Yds	Lg	TD	INTs
W- NYG 9/13	0	1	-	1		1				W-Was 11/24.....	8	3	-	11	1(-1)	1			
W-@ Phi 9/20.....						1				W-@ Min 12/1.....	7	1	-	8		1			
L-@t 9/27.....	2	1	-	3						L-@ NYG 12/11.....	3	2	-	5					
L-@ NO 10/4.....	5	1	-	6						W-TB 12/18.....	5	1	-	6		2	1/0	0	0
L-NE 10/11.....	7	2	-	9						W-Det 12/26.....	5	0	-	5	1(-1)				
L-@ NYG 10/25.....	5	2	-	7		2				L-@ Phi 1/11/17.....	7	1	-	8		1			
L-Sea 11/1.....	4	1	-	5		1				Totals	79	23	-	102	3(-4)	10	1/0	0	0
L-Phi 11/8.....	2	0	-	2	1(-4)	2				Playoffs									
L-@ TB 11/15.....	2	1	-	3		1				L-GB 1/15/17.....	4	1	-	5		2			
W-@ Mia 11/22.....	5	1	-	6		1													
L-Car 11/26.....	2	2	-	4		2													
W-@ Was 12/7.....	2	2	-	4															
L-@ GB 12/13.....	6	5	-	11															
L-NYJ 12/19.....	4	0	-	4															
-@ Buf 12/27.....	3	1	-	4															
L-Was 1/3/16.....	5	2	-	7	1(-2)														
Totals	54	22	-	76	2(-6)	12													
2016 (Dallas)										2017 (Dallas)									
Game	ST	AT	TT	Tk/Ls	PBU	No/Yds	Lg	TD	INTs	Game	ST	AT	TT	Tk/Ls	PBU	No/Yds	Lg	TD	INTs
L-NYG 9/11.....	1	6	-	7		1				W-NYG 9/10.....	2	0	-	2					
W-@ Was 9/18.....	4	2	-	6		1				L-@ Den 9/17.....	3	0	-	3		1			
W-Chi 9/25.....	4	1	-	5		1				W-@ Ari 9/25.....	3	0	-	3		2			
W-@ SF 10/2.....										L-LAR 10/1.....	5	1	-	6	1(-1)	1			
W-Cin 10/9.....	6	0	-	6		1				L-GB 10/8.....	2	4	-	6					
W-@ GB 10/16.....	3	1	-	4		1				W-@ SF 10/22.....	6	0	-	6					
W-Phi 10/30.....	8	1	-	9						W-@ Was 10/29.....	2	1	-	3		1	1/21	21t	1
W-@ Cle 11/6.....	1	0	-	1						W-KC 11/5.....	5	1	-	6					
W-@ Pit 11/13.....	10	2	-	12	1(-2)					L-@ Atl 11/12.....	8	0	-	8	2(-2)				
W-Bal 11/20.....	7	2	-	9						L-PHI 11/19.....	4	1	-	5					
										L-LAC 11/23.....	4	2	-	6					
										W-WAS 11/30.....	2	2	-	4					
										W-@ NYG 12/10.....	2	5	-	7					
										L-@ Oak 12/17.....	1	1	-	2		1			
										L-SEA 12/24.....	2	0	-	2					
										W-@ Phi 12/31.....	5	0	-	5	1(-6)				
										Totals	56	18	-	74	4(-9)	6	1/21	21t	1

CHRIS JONES

6 • Punter

6-0 • 205 • 7/21/89

Carson-Newman • FA for '11

NFL: 7th Year • Cowboys: 7th Year

Games/Starts: 2017-16/0; Career-86/0

Postseason: 2017-0/0; Career-3/0



PRO: Chris Jones originally went to training camp with Dallas as an undrafted free agent in 2011 but was released at the end. The club signed Jones to their practice squad on Oct. 28, 2011 as Mat McBriar was slowed with a leg injury. Eventually filling in for McBriar, Jones had a gross average of 42.6 yards-per-punt, a net average of 40.5 with four punts downed inside the 20-yard line, a long punt of 54 yards and one touchback on 10 punts in two games. Jones then won a training camp battle for Dallas' punting job in 2012 but played in only four games after suffering a knee injury and ultimately landing on IR. He played in all 16 games in 2013, 2014 and again in 2015 where he was second in the NFC, third in the league, with a career-best 42.5 net average. He established a career-high with a 45.9-yard average along with a career-long 66-yard punt in 2016. In 2017 Jones had a career-best 34 punts downed inside the 20 - good for second in team history - while finishing with a 44.1 gross and 41.4 net average. For his career, he holds a gross average of 45.0 yards-per-punt with a net of 40.6 and 147 downed inside opponents' 20-yard line - third in team history.

TRANSACTION SUMMARY:

8/9/17: Signed a four-year extension through 2021.

4/21/15: Signed his tender offer through 2015 and signed a three-year contract through 2017 (4/23).

3/10/14: Signed a one-year contract with Dallas through 2014.

10/24/12: Placed on Reserve/Injured with a knee injury.

12/31/11: Signed to Dallas' active roster.

11/5/11: Signed to Dallas' active roster, released (11/15) and re-signed to the practice squad (11/17).

10/28/11: Signed to Dallas' practice squad.

7/28/11: Signed with Dallas as a rookie free agent and released (9/3).

2017:

- Finished the year with a career-best 34 punts downed inside the 20 - second in team history - with a gross of 44.1 and net of 41.4.
- Helped limit opponents to 75 punt return yards on the year - the fewest allowed in the league since Atlanta yielded 49 in 2008 and the second-fewest in team history (41 in 1972).
- Punted twice for a 43.0-yard gross and net and took a fake punt 24 yards for a first down to help set up a Dallas touchdown at Oakland (12/17).
- Had a season-high eight punts (44.5 gross, four downed inside the 20, one touchback and a net of 38.1) in the finale at Philadelphia (12/31).

2016:

- Finished the year with a career-high 45.9-yard gross average with a career-long boot of 66 yards, 25 downed inside the 20 and a 40.5 net average.
- Logged a career-high 53.3 gross average on four punts at San Francisco (10/2).
- Punted five times, holding Darren Sproles to nine return yards, but his biggest play in the overtime win against Philadelphia (10/30) was a 30-yard run on a fake punt for the third-longest run by a punter in team history and the fourth-longest by an NFL punter in the last 30 years.
- Became the fifth punter in club history with 100 punts downed inside the 20, landing two against Baltimore (11/20).
- Punted six times with season-highs for net average (47.0) and punts inside the 20 (three) at Minnesota (12/1).
- Tied a career-high with nine punts for a 42.7 gross, 39.8 net and two inside the 20 at the N.Y. Giants (12/11).
- Had a career-long 66-yard boot and downed three-of-four tries inside the 20 in the finale at Philadelphia (1/1/17).

2015:

- Finished the year second in the NFC, third in the NFL, with a net average of 42.5 (a career-high). His gross was 45.2 with 27 downed inside the 20 and just one touchback.
- Punted six times with a gross of 52.5 with one touchback, two dropped inside the 20 and a season-long of 61 in the win at Philadelphia (9/20). Limited Darren Sproles to just 20 yards and two fair catches.
- Forced a season-high four punts to be downed inside the 20, averaging 42.0 yards and netting 41.5 on six punts at Tampa Bay (11/15).
- Played in his 50th career game and punted four times with a 41.5-yard gross and net average, holding DeSean Jackson to just one return for -7 yards at Washington (12/7). Also recovered a Jackson fumble at Washington's 15-yard line that led to the go-ahead touchdown with 1:14 remaining.
- Booted a season-high seven punts for a gross of 46.4, a net of 44.6 and three downed inside the 20 at Green Bay (12/13).

2014:

- Finished his second full season in Dallas playing in all 16 games for the second time and averaged 45.4 yards-per-punt with 21 downed inside the 20, a long of 64, two touchbacks and a net of 39.8.
- Punted four times for a then career-best 55.0 gross average with a 45.0 net, two touchbacks and one downed inside the 20 in the win at Tennessee (9/14).
- Suffered the second blocked punt of his career, finishing with two punts for a 32.5 gross, 21.7 net, one downed inside the 20 and a long of 35 in the win at Seattle (10/12).
- Had a season-long 64-yard boot at Jacksonville (11/9) in London.
- Held Sproles to just one return yard on five punts with a gross of 41.0 and a net of 40.8 with two downed inside the 20 in the win at Philadelphia (12/14).

STAFF

CHRIS JONES

2017 SEASON

RECORDS

PLAYOFF RECORDS

HISTORY

SIDELINES

- In the Wild Card Playoff Game against Detroit (1/4/15), punted four times for a gross of 48.0 - second in team postseason history - a net of 47.5 (tops) and three downed inside the 20. Limited Detroit returners to just 10 yards - one punt for two and one kickoff for 8.
- Had just two punts for a gross of 48.5, one touchback, a long of 60 and a net of 38.5 in the Divisional Playoff Game at Green Bay (1/11/15).

2013:

- Played in all 16 games for the first time in his career and punted 77 times for a 45.0 gross with six touchbacks, 30 downed inside the 20 (third in a season in team history) with a long of 62 yards and a 39.1 net.
- Opened the season against the N.Y. Giants (9/8) with six punts for a 45.8 gross average, 42.5 net, two downed inside the 20 and a long of 56.
- At Philadelphia (10/20) punted a single-game career-high nine times with a long of 50, a net of 38.0, gross of 38.6 with six downed inside the 20.
- Four of his eight punts at New Orleans (11/10) were downed inside the 20, and he finished with a 50.4 gross average and a 48.1 net average.

2012:

- Played in just four games after a knee injury eventually landed him on Reserve/Injured. Punted 12 times with a gross average of 45.2, net average of 40.0 and six punts downed inside the 20 yard line.
- Suffered the first blocked punt of his career that was returned three yards for a touchdown at Seattle (9/16). Finished with five punts for a 45.8-yard average, three downed inside the 20 and a net of 37.0.
- Was inactive against Chicago (10/1) with a knee injury suffered the previous game and returned at Baltimore (10/14) to punt once for a 32.0 net and gross with the ball downed at the eight-yard line.
- Was inactive (knee) at Carolina (10/21) before landing on IR with the knee injury on Oct. 24.

2011:

- As an undrafted free agent, punted eight times for a gross of 37.0, net of 33.1 and three downed inside the 20-yard line in the preseason.
- Waived at the end of camp, signed to the practice squad Oct. 28, released Nov. 1 and re-signed Nov. 2.
- Was activated on Nov. 5 to make his NFL debut against Seattle (11/6) in place of McBriar (foot) and punted four times with a 43.0 gross and net average and two punts downed inside the 20-yard line.
- Inactive against Buffalo (11/13), released Nov. 15 and signed to the practice squad on Nov. 17.
- Was once again called up after McBriar landed on IR and punted in the season finale at the N.Y. Giants (1/1/12) with six punts, a 42.3 gross, 38.8 net, two downed inside the 20 and a long of 54 yards.

COLLEGE:

- As a senior in 2010, punted 48 times averaging 42.1 yards with a long of 73.
- During his junior year, earned second-team All-SAC honors and played in all 14 games, ranking third in the conference in punting with an average of 39.3 yards-per-punt.
- Landed eight punts inside the 20-yard line, forced 21 fair catches on 54 attempts and had a season-long punt of 55 yards against UNC-Pembroke.
- As a sophomore averaged 38.5 yards on 41 punts and landed six punts inside the 20-yard-line with a long punt of 57 yards and was a Preseason All-South Atlantic Conference selection and a second-team All-SAC selection.
- Was named to the first-team All-SAC selection as a freshman, averaging 41.4 yards on 34 punts and kicking six inside the 20-yard-line with a long punt of 64 yards.

PERSONAL:

- Was an all-area punter at Coosa High School in Rome, Ga.
- Also participated on Coosa's track and field team.
- Majored in physical education at Carson-Newman.

COMMUNITY:

- 2011 Rookie Club presented by UnitedHealthcare.
- 2012-18 Dallas Cowboys U High School Camp.
- 2013, 2015-17 Dallas Cowboys Draft Day/Fan Appreciation Party.
- 2014 NFL Play 60 clinic, London, England.
- 2014 Fan Appreciation Pep Rally, London, England.
- 2014 Early Thanksgiving Day meal at The Salvation Army.
- WrestleMania 32 week community event at WrestleMania Pro-Am Golf Tournament.
- 2017 NFL My Cause My Cleats Campaign.
- Annual Team Holiday Hospital Visits.
- Kick Off Luncheon and Dallas Cowboys Family Cookbook benefiting Happy Hill Farm.
- Make-A-Wish Foundation of North Texas.
- Salvation Army Angel Tree Christmas Program.

C. JONES' COWBOYS TOTALS

		PUNTING									
Year Team	GP-GS	No	Yds	Avg	TB	In 20	Lng	Blk	Opp Ret	Ret Yds	Net
2011 Dallas.....	2-0	10	426	42.6	1	4	54	0	3	1	40.5
2012 Dallas.....	4-0	12	542	45.2	0	6	60	1	5	22	40.0
2013 Dallas.....	16-0	77	3,467	45.0	6	30	62	0	37	339	39.1
2014 Dallas.....	16-0	57	2,586	45.4	2	21	64	1	25	240	39.8
2015 Dallas.....	16-0	69	3,117	45.2	1	27	61	0	24	162	42.5
2016 Dallas.....	16-0	58	2,661	45.9	4	25	66	1	22	192	40.5
2017 Dallas.....	16-0	66	2,908	44.1	5	34	62	0	18	75	41.4
Totals	86-0	349	15,707	45.0	19	147	66	3	134	1,031	40.6
Playoffs											
2014 Dallas.....	2-0	6	289	48.2	1	3	60	0	2	2	44.5
2016 Dallas.....	1-0	2	95	47.5	0	1	53	0	0	0	47.5
Totals	3-0	8	384	48.0	1	4	60	0	2	2	45.3

ADDITIONAL STATISTICS

Special Teams Tackles – 2013 (1-1-2), 2014 (1-0-1). **Totals: 2-1-3.**
Fumble Recoveries – 2015 (1).
Rushes – 2016 (1 for 30 yards), 2017 (1 for 24). **Totals: 2 for 54.**

SINGLE-GAME HIGHS

Punts – 9 at Philadelphia, 10/20/13 and at N.Y. Giants, 12/11/16
Gross Avg. – 55.3 (4 punts), at San Francisco, 10/2/16
Net Avg. – 52.0 (2 punts), vs. N.Y. Giants, 9/13/15
Long – 66 at Philadelphia, 1/1/17
Inside 20 – 6 at Philadelphia, 10/20/13

C. JONES' CAREER GAME-BY-GAME PUNTING

2011 (Dallas)										
Game	No	Yds	Avg	TB	In	Lg	Opp	Blk	Yds	Net
L-@ NYJ 9/11							OUT OF FOOTBALL			
W-@ SF 9/18							OUT OF FOOTBALL			
L-Was 9/26							OUT OF FOOTBALL			
L-Det 10/2							OUT OF FOOTBALL			
L-@ NE 10/16							OUT OF FOOTBALL			
W-Sil 10/23							OUT OF FOOTBALL			
L-@ Phi 10/30							PRACTICE SQUAD			
W-Sea 11/6	4	172	43.0	0	2	52	0	0	0	43.0
W-Buf 11/13							INACTIVE			
W-@ Was 11/20							PRACTICE SQUAD			
W-Mia 11/24							PRACTICE SQUAD			
L-@ Ari 12/4							PRACTICE SQUAD			
L-NYG 12/11							PRACTICE SQUAD			
W-@ TB 12/17							PRACTICE SQUAD			
L-Phi 12/24							PRACTICE SQUAD			
L-@ NYG 1/1/12	6	254	42.3	1	2	54	0	1	38.8	
Totals	10	426	42.6	1	4	54	0	1	40.5	

2012 (Dallas)										
Game	No	Yds	Avg	TB	In	Lg	Opp	Blk	Yds	Net
W-@ NYG 9/5	2	108	54.0	0	1	60	0	5	51.5	
L-@ Sea 9/16	5	229	45.8	0	3	52	1	7	37.0	
W-TB 9/23	4	173	43.3	0	1	54	0	10	40.8	
L-Chi 10/1							INACTIVE-Knee			
L-@ Bal 10/14	1	32	32.0	0	1	32	0	0	32.0	
W-@ Car 10/21							INACTIVE/INJURED-Knee			
W-NYG 10/28							RESERVE/INJURED-Knee			
L-@ Atl 11/4							RESERVE/INJURED-Knee			
W-@ Phi 11/11							RESERVE/INJURED-Knee			
W-Cle 11/18							RESERVE/INJURED-Knee			
L-Was 11/22							RESERVE/INJURED-Knee			
W-Phi 12/2							RESERVE/INJURED-Knee			
W-@ Cin 12/9							RESERVE/INJURED-Knee			
W-Pit 12/16							RESERVE/INJURED-Knee			
L-NO 12/23							RESERVE/INJURED-Knee			
L-@ Was 12/30							RESERVE/INJURED-Knee			
Totals	12	542	45.2	0	6	60	1	22	40.0	

2013 (Dallas)										
Game	No	Yds	Avg	TB	In	Lg	Opp	Blk	Yds	Net
W-NYG 9/8	6	275	45.8	0	2	56	0	20	42.5	
L-@ KC 9/15	4	200	50.0	0	1	62	0	41	39.8	
W-Sil 9/22	4	195	48.8	1	2	55	0	16	39.8	
L-@ SD 9/29	5	203	40.6	0	0	51	0	12	34.2	
L-Den 10/6	1	51	51.0	0	0	51	0	9	42.0	
W-Was 10/13	5	226	45.2	0	2	52	0	17	41.8	
W-@ Phi 10/20	9	347	38.6	0	6	50	0	5	38.0	
L-@ Det 10/27	7	313	44.7	2	3	58	0	4	38.4	
W-Min 11/3	5	222	44.4	0	3	53	0	35	37.4	
L-@ NO 11/10	8	403	50.4	0	4	56	0	18	48.1	
W-@ NYG 11/24	7	313	44.7	1	3	51	0	16	39.6	
W-Oak 11/28	5	238	47.6	0	1	58	0	42	39.2	
L-@ Chi 12/9	3	112	37.3	0	1	41	0	19	31.0	
L-GB 12/15	2	103	51.5	1	0	57	0	26	28.5	
W-@ Was 12/22	3	155	51.7	0	0	57	0	35	40.0	
L-Phi 12/29	3	111	37.0	0	2	44	0	24	29.0	
Totals	77	3,467	45.0	6	30	62	0	339	39.1	

2014 (Dallas)										
Game	No	Yds	Avg	TB	In	Lg	Opp	Blk	Yds	Net
L-SF 9/7	2	107	53.5	0	1	56	0	13	47.0	
W-@ Ten 9/14	4	220	55.0	2	1	62	0	0	45.0	

2014 (Dallas), cont.										
Game	No	Yds	Avg	TB	In	Lg	Opp	Blk	Yds	Net
W-@ Sil 9/21	2	78	39.0	0	0	45	0	1	38.5	
W-NO 9/28	4	166	41.5	0	2	53	0	15	37.8	
W-Hou 10/5	4	185	46.3	0	1	50	0	30	38.8	
W-@ Sea 10/12	2	65	32.5	0	1	35	1	0	21.7	
W-NYG 10/19	4	185	46.3	0	1	55	0	21	41.0	
L-Was 10/27	4	206	51.5	0	1	56	0	39	41.8	
L-Ari 11/2	4	173	43.3	0	1	51	0	18	38.8	
W-@ Jac 11/9 (Lon.)	5	234	46.8	0	2	57	0	45	37.8	
W-@ NYG 11/23	4	195	48.8	0	2	54	0	-1	49.0	
L-Phi 11/27	5	228	45.6	0	2	58	0	32	39.2	
W-@ Chi 12/4	2	75	37.5	0	1	46	0	4	35.5	
W-@ Phi 12/14	5	205	41.0	0	2	52	0	1	40.8	
W-Ind 12/21	2	92	46.0	0	0	56	0	7	42.5	
W-@ Was 12/28	4	172	43.0	0	3	53	0	15	39.3	
Totals	57	2,586	45.4	2	21	64	1	240	39.8	

Playoffs										
Game	No	Yds	Avg	TB	In	Lg	Opp	Blk	Yds	Net
W-Det 1/4/15	4	192	48.0	0	3	59	0	2	47.5	
L-@ GB 1/11/15	2	97	48.5	1	0	60	0	0	38.5	
Totals	6	289	48.2	1	3	60	0	2	44.5	

2015 (Dallas)										
Game	No	Yds	Avg	TB	In	Lg	Opp	Blk	Yds	Net
W-NYG 9/13	2	107	53.5	0	1	54	0	3	52.0	
W-@ Phi 9/20	6	315	52.5	1	2	61	0	20	45.8	
L-Ail 9/27	4	159	39.8	0	3	45	0	0	39.8	
L-@ NO 10/4	5	209	41.8	0	3	53	0	34	35.0	
L-NE 10/11	6	298	49.7	0	1	59	0	52	41.0	
L-@ NYG 10/25	2	66	33.0	0	0	34	0	0	33.0	
L-Sea 11/1	4	188	47.0	0	1	53	0	12	44.0	
L-Phi 11/8	4	175	43.8	0	2	55	0	0	43.8	
L-@ TB 11/15	6	255	42.5	0	4	56	0	3	42.0	
W-@ Mia 11/22	3	146	48.7	0	0	54	0	12	44.7	
L-Car 11/26	3	141	47.0	0	0	50	0	0	47.0	
W-@ Was 12/7	4	166	41.5	0	2	50	0	0	41.5	
L-@ GB 12/13	7	325	46.4	0	3	55	0	13	44.6	
L-NYJ 12/19	4	198	49.5	0	1	52	0	7	47.8	
L-@ Buf 12/27	4	138	34.5	0	3	45	0	0	34.5	
L-Was 1/3/16	5	231	46.2	0	1	51	0	6	45.0	
Totals	69	3,117	45.2	1	27	61	0	162	42.5	

2016 (Dallas)										
Game	No	Yds	Avg	TB	In	Lg	Opp	Blk	Yds	Net
L-NYG 9/11	3	147	49.0	0	1	56	0	17	43.3	
W-@ Was 9/18	3	142	47.3	0	1	56	0	30	37.3	
W-Chi 9/25	3	140	46.7	0	2	51	0	17	41.0	
W-@ SF 10/2	4	221	55.3	2	1	63	0	26	38.8	
W-Cin 10/9	2	87	43.5	0	1	51	0	0	43.5	
W-@ GB 10/16	2	83	41.5	0	1	42	0	25	29.0	
W-Phi 10/30	5	222	44.4	1	1	60	0	9	38.6	
W-@ Cle 11/6	2	75	37.5	0	1	50	0	2	36.5	
W-@ Pit 11/13	3	145	48.3	0	1	49	0	22	41.0	
W-Bal 11/20	4	184	46.0	1	2	61	0	0	41.0	
W-Was 11/24	2	88	44.0	0	2	53	0	0	44.0	
W-@ Min 12/1	6	277	46.2	0	3	55	0	-5	47.0	
L-@ NYG 12/11	9	384	42.7	0	2	52	0	26	39.8	
W-TB 12/18	2	82	41.0	0	2	42	0	0	41.0	
W-Det 12/26	4	189	47.3	0	1	57	0	23	41.5	
L-@ Phi 1/1/17	4	195	48.8	0	3	66	1	0	39.0	
Totals	58	2,661	45.9	4	25	66	1	192	40.5	

Playoffs										
Game	No	Yds	Avg	TB	In	Lg	Opp	Blk	Yds	Net
L-GB 1/15/17	2	95	47.5	0	1	53	0	0	47.5	

C. JONES' CAREER GAME-BY-GAME, cont.

2017 (Dallas)										
Game	No	Yds	Avg	TB	In	Lg	Opp	Blk	Yds	Net
W-NYG 9/10	4	139	34.8	0	4	40	0	1	34.5	
L-@ Den 9/17	5	249	49.8	1	2	62	0	20	41.8	
W-@ Ari 9/25	7	311	44.4	0	4	56	0	4	43.9	
L-LAR 10/1	3	141	47.0	0	1	55	0	20	40.3	
L-GB 10/8	1	38	38.0	0	1	38	0	0	38.0	
W-@ SF 10/22	3	142	47.3	0	1	56	0	10	44.0	
W-@ Was 10/29	3	137	45.7	0	1	51	0	-1	46.0	
W-KC 11/5	5	195	39.0	0	4	50	0	0	39.0	
L-@ Atl 11/12	4	171	42.8	1	2	58	0	0	37.8	

2017 (Dallas), cont.										
Game	No	Yds	Avg	TB	In	Lg	Opp	Blk	Yds	Net
L-PHI 11/19	5	234	46.8	0	3	61	0	0	46.8	
L-LAC 11/23	5	208	41.6	0	4	57	0	0	41.6	
W-WAS 11/30	5	211	42.2	0	1	45	0	4	41.4	
W-@ NYG 12/10	4	190	47.5	1	1	58	0	-3	43.3	
W-@ Oak 12/17	2	86	43.0	0	0	43	0	0	43.0	
L-SEA 12/24	2	100	50.0	0	1	51	0	9	45.5	
W-@ Phi 12/31	8	356	44.5	2	4	55	0	11	38.1	
Totals	66	2,908	44.1	5	34	62	0	75	41.4	

DATONE JONES

(DAY-tone)

56 • Defensive Tackle

6-4 • 285 • 7/24/90

UCLA • FA for '17

NFL: 6th Year • Cowboys: 1st Year

Games/Starts: 2017-7/2; Career-66/9

Postseason: 2017-0/0; Career-8/0



PRO: Datone Jones entered the NFL as a first round draft pick (26th overall) of the Green Bay Packers in 2013. He played in 59 games over four seasons for the Packers, and totaled 73 tackles with 9.0 sacks and an interception. Green Bay declined to pick up Jones' fifth-year option on his rookie contract, and he signed with Minnesota to start the 2017 offseason. He was released before the first regular season game, and signed briefly with Detroit before joining San Francisco for three games, tallying six tackles for the 49ers. He came to Dallas with the ability to rotate at both end and tackle and started two of the four games he played, tallying nine tackles, two for losses, one sack, two pressures and a breakup. He also contributes on special teams, with two blocked field goals and a blocked PAT in his career.

TRANSACTION SUMMARY:

11/26/17: Signed with Dallas.

10/24/17: Signed with San Francisco and released (11/21).

10/10/17: Signed with Detroit and released (10/18).

3/14/17: Signed with Minnesota and released (9/8).

4/25/13: Drafted in first round (26th overall) by the Green Bay Packers.

2017 (Minnesota/Detroit/San Francisco/Dallas):

- Played in seven games with two starts for both San Francisco (three games played) and Dallas (four played, two starts) and finished with 15 tackles, two for losses, one sack, two pressures and a breakup.
- Signed with Minnesota in March but released before start of the regular season.
- Signed with Detroit (10/10) but was released (10/18) and signed with San Francisco (10/24).
- Made his 49ers debut at Philadelphia (10/29).
- Signed with Dallas Nov. 26 and made his Cowboys debut at the N.Y. Giants (12/10). Started the final two games of the season at tackle in place of David Irving (concussion).

2016 (Green Bay):

- Started a career-high four games and saw time in 15, tallying a career-high 22 tackles and added one sack with two pass breakups.
- Posted a career-high with six tackles against Houston (12/4) and notched a sack against Seattle (12/11).
- Played in all three playoff contests, helping the Packers advance to the NFC title game at Atlanta (1/12/17), and posted three playoff tackles.

2015 (Green Bay):

- Played in 15 games after being suspended for the season opener and recorded 20 tackles with 3.0 sacks and three passes defended.
- Had a career-high tying 2.0 sacks at Minnesota (11/22).
- Played in both playoff contests - at Washington (1/10/16) and at Arizona (1/16/16).

2014 (Green Bay):

- Started three games and saw time in 13, registering 21 tackles and 1.5 sacks, along with his only career interception, which he returned for 18 yards.
- Blocked a field goal against St. Louis (10/11) in the regular season and in an NFC wild card game against Dallas (1/11/15).

2013 (Green Bay):

- Appeared in all 16 games, totaling a career-best 3.5 sacks and 10 tackles with his lone career fumble recovery.
- Had a career-best 2.0 sacks against Philadelphia (11/10).
- Blocked a PAT at Cincinnati (9/22).

COLLEGE:

- A four-time letterman and three-year starter who appeared in 51 games with 43 starts during his career for the Bruins and finished with 148 tackles, 36.5 tackles for a loss, 13.5 sacks, five passes defended, four forced fumbles and a fumble recovery.
- Named second-team All-PAC 12 and Bruins Most Improved Player as a senior after leading the defensive line with 62 tackles and posting 6.5 sacks in 2012.
- Started all 14 contests, seeing time at end and tackle and led the team in sacks (3.0) and tackles for a loss (6.5) while leading the Bruins defensive line with 41 tackles in 2011 after redshirting one year.
- Started all 13 games and earned Sophomore All-America honorable mention from CollegeFootballNews.com, finishing third on the team with 4.0 sacks and fourth on the squad with 11 tackles for a loss in 2009.
- Appeared in 10 contests with two starts as a true freshman and was named to the Pac-10 All-Freshman Team by Rivals.com after registering 15 tackles on the season.

PERSONAL:

- Registered 91 tackles, 7.0 sacks, two fumble recoveries, nine quarterback hurries and three passes defended as a senior at Compton, Calif., High School and was named second-team all-state by Cal-Hi Sports.
- Also lettered four years in track and three years in basketball.
- He and his wife, Lauren, have two daughters, Laila and Zoe.
- Earned his degree in history from UCLA.

COMMUNITY:

- 2018 Dallas Cowboys U High School Camp.
- Annual Team Holiday Hospital Visits.
- Make-A-Wish Foundation of North Texas.

D. JONES' NFL TOTALS

		DEFENSE										INTERCEPTIONS					FUMBLES REC				
Year Team	GP-GS	ST	AT	TT	Sks- Yds	Tkl/ Ls	QB Prrs	PBU	FF		No	Yds	Avg	Lg	TD	No	Yds	Avg	Lg	TD	
2013 Green Bay.....	16-0	7	3	10	3.5(-16)	0(0)	7	0	0		0	0	0.0	0	0	1	0	0.0	0	0	
2014 Green Bay.....	13-3	16	5	21	1.5(-7)	1(-2)	4	2	0		1	18	18.0	18	0	0	0	0.0	0	0	
2015 Green Bay.....	15-0	14	6	20	3.0(-32)	4(-7)	12	2	0		0	0	0.0	0	0	0	0	0.0	0	0	
2016 Green Bay.....	15-4	17	5	22	1.0(-3)	2(-10)	12	2	0		0	0	0.0	0	0	0	0	0.0	0	0	
2017 San Francisco.....	3-0	3	3	6	0.0(0)	0(0)	0	0	0		0	0	0.0	0	0	0	0	0.0	0	0	
2017 Dallas.....	4-2	4	5	9	1.0(-9)	2(-7)	2	1	0		0	0	0.0	0	0	0	0	0.0	0	0	
Totals.....	66-9	61	27	88	10.0(-67)	9(-26)	37	7	0		1	18	18.0	18	0	1	0	0.0	0	0	
Playoffs																					
2013 Green Bay.....	1-0	0	0	0	0.0(0)	0(0)	0	0	0		0	0	0.0	0	0	0	0	0.0	0	0	
2014 Green Bay.....	2-0	3	1	4	0.5(-2)	0(0)	2	0	0		0	0	0.0	0	0	1	0	0.0	0	0	
2015 Green Bay.....	2-0	1	0	1	0.0(0)	0(0)	1	0	0		0	0	0.0	0	0	0	0	0.0	0	0	
2016 Green Bay.....	3-0	3	0	3	0.0(0)	0(0)	1	0	0		0	0	0.0	0	0	0	0	0.0	0	0	
Totals.....	8-0	7	1	8	0.5(-2)	0(0)	4	0	0		0	0	0.0	0	0	1	0	0.0	0	0	

ADDITIONAL STATISTICS

Blocked Kicks – 2013 (1-PAT), 2014 (1-FG). Totals: 3.

Playoffs – 2014 (1-FG).

Kickoff Returns – 2015 (1 for 9 yards).

LOUIS-PHILIPPE LADOUCEUR**91 • Long Snapper****(LAH-doo-sahr)**

6-5 • 256 • 3/13/81

California • FA for '05

NFL: 14th Year • Cowboys: 14th Year

Games/Starts: 2017-16/0; Career-205/0

Postseason: 2017-0/0; Career-7/0



PRO: Louis-Philippe Ladouceur joined the Cowboys three games into the 2005 season and has provided consistency at long snapper since his arrival. He has played in every game since landing in Dallas (196 straight, including playoffs) and made clean snaps on all 1,864 tries - 899 punts, 562 PATs and 403 field goals in his career, including the playoffs. He earned his first career trip to the Pro Bowl following the 2014 season.

PRO BOWLS**TRANSACTION SUMMARY:**

- 3/19/18:** Signed a one-year contract with Dallas through 2018.
2/28/13: Signed a five-year contract with Dallas through 2017.
2/14/08: Signed a five-year contract with Dallas through 2013.
3/23/06: Re-signed with Dallas.
9/28/05: Signed with Dallas.
4/28/05: Signed as a rookie free agent with New Orleans and released (8/29).

2017:

- Played in all 16 games for the 12th straight season and snapped cleanly on all tries - 66 punts, 39 PATs and 29 field goals.
- On Thanksgiving Day against the L.A. Chargers (11/23), played in his 200th career game.
- Recovered his first career fumble on punt coverage in the win over Washington (11/30).

2016:

- Played in 16 games for the 11th straight season and snapped cleanly on all 61 punts, 48 PATs and 35 field goals.
- Assisted on a special teams tackle in the win at Washington (9/18) and had two on the year.

2015:

- Played in all 16 games for the 10th consecutive season and snapped cleanly on all 69 punts, 32 field goal attempts and 25 PATs.
- Notched his first special teams tackle of the season at New Orleans (10/4).

2014:

- Snapped cleanly on all punts, PATs and field goals and added a special teams tackle en route to his first career Pro Bowl selection.
- Played in his 150th career game in the win at Jacksonville (11/9) in London.
- Assisted on a special teams stop on Thanksgiving Day against Philadelphia (11/27).

2013:

- Snapped cleanly on 77 punts, 30 field goal tries and 47 PATs and added three special teams stops.
- Added his first special teams tackle against Washington (10/13) then posted tackles against Minnesota (11/3) and at New Orleans (11/10).

2012:

- Finished the season with clean snaps on 68 punts, 31 field goal attempts and 37 PAT tries.
- Worked with a new punter and holder in veteran Brian Moorman with Chris Jones (knee) inactive against Chicago (10/1).
- Had his lone special teams tackle on Thanksgiving Day against Washington (11/22).

2011:

- Played in his 100th career game in the loss at Philadelphia (10/30) and added a special teams tackle.
- Led the team with a pair of special teams tackles against Philadelphia (12/24).

2010:

- Once again was perfect on all his snaps - 32 field goals, 44 PATs and 65 punts - and added three special teams tackles.
- Snapped cleanly on all eight attempts - six punts, one PAT and one field goal - in the season opener at Washington (9/12).
- Had his first special teams tackle at Green Bay (11/7) along with seven clean snaps.
- Added another special teams tackle against Philadelphia (12/12).
- Had his final special teams tackle of the season in the season-ending win at Philadelphia (1/2/11).

2009:

- Was once again a model of consistency, providing clean snaps on every kick attempt through the regular and postseason - 81 punts, 36 field goal attempts and 45 field goals.
- Was in on three special teams tackles - one solo and two assists.
- Had a tackle in the AT&T Stadium opener against the N.Y. Giants (9/20), another on Thanksgiving Day against Oakland (11/26) and his third at the N.Y. Giants (12/6).
- Played in his 75th career game in the win at previously undefeated New Orleans (12/19).

2008:

- Was flawless on every snap attempt of the season while also contributing three special teams tackles.
- Collected a special teams tackle in the season opener at Cleveland (9/7).
- Made a special teams stop at Arizona (10/12).
- At Philadelphia (12/28) posted a special teams tackle.

2007:

- Had clean snaps against the N.Y. Giants (9/9) with a rookie kicker (Nick Folk) and new holder (Brad Johnson).
- Had one special teams tackle and clean snaps on five PATs and five punts against St. Louis (9/30).
- Snapped cleanly on all five of Folk's kicks, including a 53-yard game-winning field goal at Buffalo (10/8).

2006:

- Made clean snaps on special teams in his first full season in Dallas.
- Recorded his first career special teams tackle at Jacksonville (9/10).
- Added one special teams tackle against Washington (9/17) and against Philadelphia (12/25).

2005 (New Orleans/Dallas):

- Made his NFL debut at Oakland (10/2) and snapped cleanly on five punts and two field goals.
- Finished the season with clean snaps on 70 punts, 25 field goals and 28 PATs.
- Saw limited time at defensive end and as the Saints long snapper through preseason.
- Finished with two tackles, one sack, a forced fumble and a special teams tackle but was released at the end of camp.

COLLEGE:

- Played every game as Cal's deep snapper and was a key player on a special teams unit that did not allow a blocked kick in both his junior and senior seasons.
- Saw action in just two games as a sophomore and did not record any statistics.
- Played in three games for the Bears as a redshirt freshman.

PERSONAL:

- Was born in Montreal, Canada, and played at Notre Dame High School and John Abbott College in Pointe-Claire, Montreal, Canada.
- As a defensive lineman, had 48 tackles, 7.0 sacks, three blocked field goals, one blocked punt and a fumble recovery which he returned 35 yards for a touchdown as a senior.
- Earned his bachelor's degree in earth and planetary science and his master's degree in education from Cal.
- Fluent in French.
- He and his wife, Brooke, were married on April 20, 2012 and have a daughter, Annabelle, and a son, Wyatt.

COMMUNITY:

- 2005 Dallas Cowboys Rookie Club.
- 2011-12, 2015 Taste of the NFL: The Ultimate Cowboys Tailgate Party benefiting the North Texas Food Bank.

- 2012-18 Dallas Cowboys U High School Camp.
- 2014 NFL Play 60 clinic, London, England.
- 2014 Fan Appreciation Pep Rally, London, England.
- 2017 The Salvation Army Disaster Relief Telethon for Hurricane Harvey.
- Dallas Cowboys Draft Day/Fan Appreciation Party.
- Annual Team Holiday Hospital Visits.
- Kickoff Luncheon and Dallas Cowboys Family Cookbook benefiting Happy Hill Farm.
- Make-A-Wish Foundation of North Texas.
- Salvation Army Angel Tree Christmas Program.

LADOUCEUR'S COWBOYS TOTALS

GAMES/STARTS (regular season, playoffs): 2005 (13/0); 2006 (16/0, 1/0); 2007 (16/0, 1/0); 2008 (16/0); 2009 (16/0, 2/0); 2010 (16/0); 2011 (16/0); 2012 (16/0); 2013 (16/0); 2014 (16/0, 2/0); 2015 (16/0); 2016 (16/0, 1/0); 2017 (16/0). **Total: 205/0, 7/0.**

ADDITIONAL STATISTICS

Special Teams Tackles – 2006 (0-3-3), 2007 (3-0-3), 2008 (2-1-3), 2009 (1-2-3), 2010 (1-2-3), 2011 (3-2-5), 2012 (1-0-1), 2013 (2-1-3), 2014 (0-1-1), 2015 (1-0-1), 2016 (0-2-2), 2017 (0-1-1, 1 FR). **Total: (14-15-29, 1 FR).**

DEMARCUS LAWRENCE

90 • Defensive End

6-3 • 265 • 4/28/92

Boise State • D2 for '14 (34th overall)

NFL: 5th Year • Cowboys: 5th Year

Games/Starts: 2017-16/16; Career-48/32

Postseason: 2017-0/0; Career-3/0



PRO: With an immediate need for an impact player at right defensive end, the Dallas Cowboys packaged their original second (47th overall) and third round (78th overall) draft choices and moved up in the second round of the 2014 NFL Draft in a trade with Washington to select DeMarcus Lawrence with the 34th overall pick. He was given the opportunity to compete for a starting spot during his first training camp, but a broken foot suffered in practice landed him on the Reserve/Injured-Returnable list, forcing him to miss the first eight games of the season. He played in seven regular season games, missing one with an injured chest, and both playoff games, tallying 11 tackles, one for a loss and six pressures. He had two sacks, two fumble recoveries and a forced fumble in the postseason. In 2015 Lawrence earned the starting nod at end, and finished with 13 starts in 16 games played, leading the team with 8.0 sacks. He was suspended for the first four games of the 2016 season, then limited with a back injury as the season came to an end, playing nine games with three starts. Lawrence was named to his first career Pro Bowl in 2017 after tying for second in the NFL with a career-best 14.5 sacks and team-leading 52 pressures - the most by a Cowboys defender in a single-season since Charles Haley had 52 in 1994.

PRO BOWLS



TRANSACTION SUMMARY:

3/8/18: Signed a one-year contract with a franchise player tag.

9/2/14: Placed on Reserve/Injured-Returnable with a foot injury and activated (11/1).

5/9/14: Drafted in the second round (34th overall) by Dallas.

2017:

- Named to his first career Pro Bowl after tying for second in the NFL with a career-best 14.5 sacks and team-leading 52 pressures - the most by a Cowboys defender in a single-season since Charles Haley had 52 in 1994.
- Named NFC Defensive Player of the Month (September) with a league-best 6.5 sacks in the first three games.
- In the opener against the N.Y. Giants (9/10), had his second career multi-sack game (1.5) with two tackles, one for a loss and a breakup.
- Had his third career - second consecutive - multi-sack game, finishing at Denver (9/17) with two along with five tackles, four hurries and a forced fumble that was recovered by Maliek Collins and led to a Dallas touchdown.
- Was named NFC Defensive Player of the Week after his career-best three-sack performance at Arizona (9/25). Became just the third NFL player (Mark Gastineau, 1984, and Kevin Greene, 1998) to have three multi-sack games in each of the first three games of a season. Added a career-best seven pressures.
- Logged a sack in his fourth consecutive game along with four tackles, one for a loss, two hurries and a forced fumble against the L.A. Rams (10/1), then added a sack (fifth straight game), a tackle for loss, one pressure and one tackle against Green Bay (10/8).
- Extended his sack streak to six games, becoming the ninth NFL defender (10th time overall) to record a sack in each of the first six games of the season, with one at San Francisco (10/22). Forced and recovered a fumble on the sack to go with three tackles and a pressure.
- Added a sack in his seventh straight game - second Cowboy, seventh in league history - with a sack in each of the first seven games of a season with one at Washington (10/29).

- Notched his fifth career multi-sack game with two, along with a forced fumble, two tackles, one for a loss and five pressures against Washington (11/30).
- Added five pressures and five tackles in the win at the N.Y. Giants (12/10), then had a sack - his 14.5 for the season, fourth-highest in team history - against Seattle (12/24).

2016:

- Played in nine games (three starts), missing the first four due to a league-mandated suspension, and the final three with a back injury - finishing with eight tackles, one sack, a forced fumble and 13 hurries.
- Served a four-game suspension to start the year and returned for the win against Cincinnati (10/9) to log a pressure as a reserve lineman.
- Had three tackles, a sack, two stops for losses, a pressure and a forced fumble in the win at Pittsburgh (11/13).
- Had his first start of the year in the win over Baltimore (11/20) with one hurry.
- Logged a team-best five hurries in the Thursday night win at Minnesota (12/1).
- Missed the final three games of the regular season (back) but returned for the Divisional Playoff Game against Green Bay (1/15/17) and had three tackles, one for a loss and two pressures as a reserve.

2015:

- Played in all 16 games with 13 starts and led the team with 8.0 sacks, was second with 31 pressures, third with eight tackles for losses and eighth with 56 tackles.
- Made his first career start and posted a pair of tackles with a hurry in the opening win over the N.Y. Giants (9/13).
- Posted four tackles, three pressures and his first career regular season sack at New Orleans (10/4).
- Logged his third sack of the season with one tackle and two hurries at Miami (11/22).
- Logged his first career multi-sack game with 2.0 at Washington (12/7). The first was on the first play of the game and his second was on the third play on which he also forced his first career fumble. Added two more tackles, one stop for loss and a hurry before the day ended.
- Had five tackles, a sack and two hurries at Green Bay (12/13) then added his third straight game with a sack, posting one, with four tackles, a career-high four stops for losses and a hurry against the N.Y. Jets (12/19).
- Had a sack in his fourth straight game, finishing with one along with five tackles and two hurries at Buffalo (12/27).
- Tied his season-high with six tackles along with two pressures in the season-ending loss to Washington (1/3/16).

2014:

- Landed on Reserve/Injured-Returnable as the season opened after breaking his foot in a training camp practice.
- Played in seven regular season games, posting 11 tackles, one for a loss, and six pressures.
- Played in both playoff games, finishing with one stop, two sacks, two fumble recoveries, a hurry and a forced fumble.
- Made his NFL debut against Arizona (11/2) and posted three tackles and a pressure before adding a tackle and a pressure at Jacksonville (11/9) in London.
- Had three tackles and a season-best three hurries in the season-ending win at Washington (12/28).
- In the Wild Card Playoff Game against Detroit (1/4/15), had the game sealing play on a sack/fumble that he also recovered. Finished with one tackle, the sack and forced fumble, one pressure and two fumble recoveries.
- Posted a sack in the Divisional Playoff Game at Green Bay (1/11/15).

COLLEGE:

- First-team All-Mountain West and was named Boise State's Most Valuable Defensive Player, ranking third on the team with 72 tackles and forced three fumbles after starting each of his 12 games played as a junior.
- As a sophomore, started each of his 11 games played during his debut season with the Broncos and was named the team's Most Outstanding Defensive Lineman after transferring from Butler Community College.
- Named first-team All-Mountain West after recording team highs with 13 tackles for loss and 9.5 sacks, while also leading all Bronco defensive linemen with 48 tackles.
- Earned first-team JC Gridwire, second-team NJCAA All-America honors and was named first-team All-Jayhawk Conference after finishing with 69 tackles - second on the team - while also registering team highs with 21 tackles for loss and 12.0 sacks at Butler Community College in El Dorado, Kansas.
- Redshirted as a true freshman.

PERSONAL:

- Attended Silver Bluff High School in Aiken, S.C.
- Was a North-South All-Star selection his senior year in high school after playing tight end, offensive tackle and defensive end for the Bulldogs.
- Recorded 97 tackles and three sacks from the defensive tackle position during as a senior.
- Majored in communication at Boise State.

COMMUNITY:

- 2014 Rookie Club presented by UnitedHealthcare.
- 2014 NFL PLAY 60 FITNESSGRAM® school visit.
- 2014 Home Run Derby Competition benefiting The Salvation Army.
- 2014-18 Dallas Cowboys U High School Camp.
- 2014 NFL Play 60 clinic, London, England.
- 2014 Fan Appreciation Pep Rally, London, England.
- 2015-16 Served an early Thanksgiving Meal at The Salvation Army.
- 2017 Dallas Cowboys Draft Day/Fan Appreciation Party.
- 2017 The Salvation Army Disaster Relief Telethon for Hurricane Harvey.
- 2017 Bike Donation to Elementary School kids presented by Academy Sports.
- Salvation Army Angel Tree Christmas Program.
- Annual Team Holiday Hospital Visits.
- Kick Off Luncheon and Dallas Cowboys Family Cookbook benefiting Happy Hill Farm.
- Make-A-Wish Foundation of North Texas.
- Salvation Army Angel Tree Christmas Program.

LAWRENCE'S COWBOYS TOTALS

		DEFENSE									INTERCEPTIONS					FUMBLES REC				
Year Team	GP-GS	ST	AT	TT	Sks-Yds	Tkl/Ls	QB Prs	PBU	FF	No	Yds	Avg	Lg	TD	No	Yds	Avg	Lg	TD	
2014 Dallas	7-0	6	5	11	0.0(0)	1(-4)	6	0	0	0	0	0.0	0	0	0	0	0.0	0	0	
2015 Dallas	16-13	28	28	56	8.0(-71)	8(-16)	31	0	1	0	0	0.0	0	0	0	0	0.0	0	0	
2016 Dallas	9-3	5	3	8	1.0(-8)	3(-15)	13	0	1	0	0	0.0	0	0	0	0	0.0	0	0	
2017 Dallas	16-16	24	19	43	14.5(-160)	6(-11)	52	1	4	0	0	0.0	0	0	2	0	0.0	0	0	
Totals	48-32	63	55	118	23.5(-239)	18(-46)	102	1	6	0	0	0.0	0	0	2	0	0.0	0	0	
Playoffs																				
2014 Dallas	2-0	1	0	1	2.0(-21)	0(0)	1	0	1	0	0	0.0	0	0	2	0	0.0	0	0	
2016 Dallas	1-0	1	2	3	0.0(0)	1(-5)	2	0	0	0	0	0.0	0	0	0	0	0.0	0	0	
Totals	3-0	2	2	4	2.0(-21)	1(-5)	3	0	1	0	0	0.0	0	0	2	0	0.0	0	0	

SINGLE-GAME HIGHS

Tackles—6 vs. Philadelphia, 11/8/15 and vs. Washington, 1/3/16

Solo Tackles—5 vs. Seattle, 11/1/15

Sacks—3.0 at Arizona, 9/25/17

Tackles for Loss—4 vs. N.Y. Jets, 12/19/15

QB Pressures—7 at Arizona, 9/25/17

LAWRENCE'S SACKS BY QUARTERBACK (25.5 total)

Kirk Cousins.....5.0	C.J. Beathard.....1.0	Russell Wilson1.0	Playoffs (2.0)
Carson Palmer.....3.0	Drew Brees.....1.0	Ben Roethlisberger1.0	Aaron Rodgers.....1.0
Aaron Rodgers.....2.0	Ryan Fitzpatrick.....1.0	Ryan Tannehill.....1.0	Matthew Stafford1.0
Trevor Siemian.....2.0	Jared Goff.....1.0	Jameis Winston.....1.0	
Eli Manning.....1.5	Matt Ryan.....1.0	Tyrod Taylor.....1.0	

LAWRENCE'S CAREER GAME-BY-GAME DEFENSE

2014 (Dallas)									
Game	ST	AT	TT	Sks-Yds	Tkl/Ls	QB Prs	PBU		
L-SF 9/7	RESERVE/INJURED-Returnable (Foot)								
W-@ Ten 9/14	RESERVE/INJURED-Returnable (Foot)								
W-@ StL 9/21	RESERVE/INJURED-Returnable (Foot)								
W-NO 9/28	RESERVE/INJURED-Returnable (Foot)								
W-Hou 10/5	RESERVE/INJURED-Returnable (Foot)								
W-@ Sea 10/12	RESERVE/INJURED-Returnable (Foot)								
W-NYG 10/19	RESERVE/INJURED-Returnable (Foot)								
L-Was 10/27	RESERVE/INJURED-Returnable (Foot)								
L-Ari 11/2	2	1	3						
W-@ Jac 11/9 (Lon.)	0	1	1			1			
W-@ NYG 11/23	1	0	1		1(-4)				
L-Phi 11/27	1	0	1						
W-@ Chi 12/4	INACTIVE/INJURED-Chest								
W-@ Phi 12/14									
W-Ind 12/21	1	1	2			1			
W-@ Was 12/28	1	2	3			3			
Totals	6	5	11		1(-4)	6			

Playoffs									
W-Det 1/4/15	1	0	1	1.0(-11)		1			
L-@ GB 1/11/15				1.0(-10)					
Totals	1	0	1	2.0(-21)		1			

2015 (Dallas)									
Game	ST	AT	TT	Sks-Yds	Tkl/Ls	QB Prs	PBU		
W-NYG 9/13	0	2	2			1			
W-@ Phi 9/20	3	2	5		1(-6)	2			
L-Ari 9/27	1	1	2			1			
L-@ NO 10/4	2	2	4	1.0(-9)		3			
L-NE 10/11	0	1	1			3			
L-@ NYG 10/25	1	3	4			1			
L-Sea 11/1	5	0	5		2(-4)	3			
L-Phi 11/8	3	3	6			2			
L-@ TB 11/15	2	0	2	1.0(-14)		3			
W-@ Mia 11/22	1	0	1	1.0(-22)		2			
L-Car 11/26	1	1	2			2			
W-@ Was 12/7	2	0	2	2.0(-15)	1(-2)	1			
L-@ GB 12/13	3	2	5	1.0(-6)		2			
L-NYJ 12/19	1	3	4	1.0(0)	4(-4)	1			
L-@ Buf 12/27	1	4	5	1.0(-5)		2			
L-Was 1/3/16	2	4	6			2			
Totals	28	28	56	8.0(-71)	8(-16)	31			

2016 (Dallas)									
Game	ST	AT	TT	Sks-Yds	Tkl/Ls	QB Prs	PBU		
L-NYG 9/11	RESERVE/SUSPENDED								
W-@ Was 9/18	RESERVE/SUSPENDED								
W-Chi 9/25	RESERVE/SUSPENDED								
W-@ SF 10/2	RESERVE/SUSPENDED								
W-Cin 10/9							1		
W-@ GB 10/16							1		
W-Phi 10/30									
W-@ Cle 11/6					1(-2)	1			
W-@ Pit 11/13	2	1	3	1.0(-8)	2(-13)	1			
W-Bal 11/20						1			
W-Was 11/24	2	1	3			2			
W-@ Min 12/1						5			
L-@ NYG 12/11						1			
W-TB 12/18	INACTIVE/INJURED-Back								
W-Det 12/26	INACTIVE/INJURED-Back								
L-@ Phi 1/1/17	INACTIVE/INJURED-Back								
Totals	5	3	8	1.0(-8)	3(-15)	13			

Playoffs									
L-GB 1/15/17	1	2	3		1(-5)	2			

2017 (Dallas)									
Game	ST	AT	TT	Sks-Yds	Tkl/Ls	QB Prs	PBU		
W-NYG 9/13	0	2	2			1			
W-NYG 9/10	1	1	2	1.5(-10)	1(-1)	2			
L-@ Den 9/17	3	2	5	2.0(-29)		4			
W-@ Ari 9/25	2	0	2	3.0(-24)		7			
L-LAR 10/1	2	2	4	1.0(-11)	1(-4)	2			
L-GB 10/8	0	1	1	1.0(-16)	1(-1)	1			
W-@ SF 10/22	1	2	3	1.0(-14)		1			
W-@ Was 10/29				1.0(-11)		3			
W-KC 11/5	1	1	2			4			
L-@ Atl 11/12	3	2	5	1.0(-11)		3			
L-Phi 11/19	2	1	3		1(-2)	2			
L-LAC 11/23	1	3	4		1(-1)				
W-WAS 11/30	2	0	2	2.0(-12)	1(-2)	5	1		
W-@ NYG 12/10	4	1	5			6			
W-@ Oak 12/17	1	2	3			5			
L-SEA 12/24	1	0	1	1.0(-22)		2			
W-@ Phi 12/31	0	1	1			5			
Totals	24	19	43	14.5(-160)	6(-11)	52	1		

SEAN LEE

50 • Linebacker

6-2 • 245 • 7/22/86

Penn State • D2 for '10 (55th overall)

NFL: 9th Year • Cowboys: 9th Year

Games/Starts: 2017-11/11; Career-86/72

Postseason: 2017-0/0; Career-1/1



PRO: Sean Lee, selected in the second round (55th overall) of the 2010 NFL Draft by the Dallas Cowboys, was chosen with intentions of becoming an inside force at linebacker for years to come. After Lee spent his rookie season learning behind solid veteran inside linebackers Keith Brooking and Bradie James, he became a full time starter on the inside in 2011. Lee was also charged with "quarterbacking" the defense in his role as a first-time starter and excelled in the spotlight. He paced the defense with 131 tackles - 52 more than the second place finisher - and tied for the team lead in tackles for losses (eight), interceptions (four) and fumble recoveries (two). Six weeks into his third season, his 77 tackles were a club high, but that's where his total ended as a toe injury suffered at Carolina (10/21) slammed the brakes on his third season. After undergoing surgery to repair the injury and spending the end of the 2012 season and beginning of the 2013 offseason rehabbing, Lee returned to full health in 2013 and resumed his role as the leader of the defense. He again led the team in tackles (123) at the time, but suffered a hamstring and neck injury that sidelined him for a total of five games. Lee worked hard to return for 2014 but suffered a torn ACL in a spring practice that sidelined him for the season. He again dug in and spent the season rehabbing and moved to the weakside in 2015 to start 14 games, missing two with injury, and he paced the club with 156 tackles and 11 stops for losses and earned his first trip to the Pro Bowl. In 2016 Lee again led the team in tackles, posting a career-best 174 stops en route to his second consecutive Pro Bowl appearance and AP first-team All-Pro honors. For the third consecutive season - fifth time overall - Lee led the team in tackles, finishing 2017 with 118 while also topping the defense with a career-best 13 tackles for loss.

PRO BOWLS



TRANSACTION SUMMARY:

7/1/14: Placed on Reserve/Injured with a knee injury.

8/22/13: Signed a seven-year contract extension through 2019.

10/24/12: Placed on Reserve/Injured with a toe injury.

4/23/10: Drafted in the second round (55th overall) by Dallas.

2017:

- Started all 11 games he played, missing five with a hamstring injury, but led the defense with 118 tackles. It was the fifth time in his career - third straight - leading the team and his third straight 100-tackle season - first by a Cowboys defender since Bradie James had a streak of six consecutive 100-tackle seasons (2005-10).
- Also led the team with a career-best 13 tackles for losses and had one interception.
- Selected as a team captain.
- Had three straight double-digit tackle games to open the season, leading the team in two of them, before a hamstring injury in the fourth quarter at Arizona (9/25) sidelined him for two games.
- Returned at San Francisco (10/22) and had eight tackles with two for losses, then had a team-best 14 tackles in the win against Kansas City (11/5).
- Had one tackle in eight plays at Atlanta (11/12) before a hamstring injury sidelined him. Missed the next three games, then returned at the N.Y. Giants (12/10) with a season-high 20 tackles, a breakup, one stop for a loss and a pick.
- Topped 100 tackles on the season - fifth time, third consecutive - and reached 800 career tackles, finishing with 14 stops - two for losses - against Seattle (12/24).
- Closed the season with four consecutive 10-plus tackle games.

2016:

- Started all 15 games he played, missing the season finale (coach's decision) and led the team with a career-high 174 tackles and 12 tackles for losses.
- Named to the AP All-Pro first-team and earned his second consecutive trip to the Pro Bowl as an injury replacement for Luke Kuechly.
- Selected as a team captain.
- Led the team with 15 tackles in the season opener against the N.Y. Giants (9/11), then paced the team with 10 tackles and a breakup in the win at Washington (9/18).
- In his 50th career start, led the team with 10 tackles along with one for a loss at San Francisco (10/2).
- Topped 600 career tackles, leading the team with 14 and a breakup in the win at Green Bay (10/16).
- In his return to Pittsburgh (11/13), finished second on the team with nine tackles along with two for losses.
- Led the team with 20 tackles, including 12 solo, to go with one for a loss and a hurry on Thanksgiving Day against Washington (11/24).
- Established a club record with 22 tackles, including a club-record 17 solo stops, at the N.Y. Giants (12/22). Also had a tackle for a loss, a pressure and a fumble recovery.
- Had a team-best 12 tackles with one for a loss and a pressure against Tampa Bay (12/18). Logged his 700th career tackle in the game.
- Made his postseason debut in the Divisional Playoff Game against Green Bay (1/15/17) and led the team with seven tackles along with two for a loss and a hurry.

2015:

- Started all 14 games he played, missing two due to injury, and led the squad in both tackles (156) and tackles for losses (11). Also logged the first 2.5 sacks of his career with six pressures five breakups and an interception.
- Earned his first career Pro Bowl nod after Justin Houston (Kansas City) backed out due to injury.
- Returned to the playing field in the season-opening win over the N.Y. Giants (9/13) as the starting weakside linebacker and tallied nine tackles with a stop for a loss.

- Named NFC Defensive Player of the Week at Philadelphia (9/20) with a team-best 14 tackles (10 solo), two stops for losses, two breakups, a pressure and the team's first takeaway of the season. Intercepted a pass in the end zone to thwart an Eagles scoring drive.
- Led the team against Atlanta (9/27) with 11 tackles to put him over 400 stops for his career. Also posted his first career sack to go with a pair of pressures.
- Made his 50th career appearance and tallied three tackles before leaving the game at New Orleans (10/4) in the second quarter with a concussion.
- Had nine tackles, two stops for losses, one sack, a breakup and a pressure at Washington (12/7). Reached 100 tackles on the season for the third time of his career.
- One-of-five tacklers with double-digit stops at Green Bay (12/13), posting a team-best 12 with one for a loss.
- Recorded his 500th career tackle, leading the team with a season-best 18 tackles, including 11 solos, against the N.Y. Jets (12/19).
- Led the team with 17 tackles, including a season-high 13 solos, along with a half sack and a pair of stops for losses at Buffalo (12/27).

2014:

- Tore his ACL in an offseason practice and missed the entire season while rehabbing.

2013:

- Started the first 10 games of the season before a hamstring injury sidelined him for two games and was leading the team with 115 tackles until the injury. Returned at Chicago (12/9) but suffered a neck injury that forced him from the Bears game as well as the final three contests. Was second on the squad with 123 tackles and led the team, tied for 11th in the NFL, with four interceptions.
- Earned NFC Defensive Player of the Month (October), totaling 52 tackles, three for losses, three interceptions, two pressures and four deflections in the four games.
- At San Diego (9/29) led the team and tied a then club record (Eugene Lockhart and Lee) with 21 tackles, including 16 solo, along with a tackle for a loss, a pass breakup and an interception he returned a career-long 52 yards for his second career touchdown.
- Led the team with 18 tackles with one for a loss against Denver (10/6), then posted double-digit tackles and led the team for the fourth straight week (12), along with one for a loss, against Washington (10/13).
- Earned NFC Defensive Player of the Week at Philadelphia (10/20) with a team-high 11 tackles, with one for a loss, a breakup and an interception he returned 33 yards.
- Tied for second on the team with 11 tackles with two breakups and two interceptions at Detroit (10/27). Returned one pick 74 yards - the sixth-longest interception return by a Cowboy since 1991 and the second-longest by a linebacker in club history. His 74 interception return yards were a career-high.
- Led the team with 13 tackles with a tackle for a loss against Minnesota (11/3). Reached 100 tackles for the second time in his career.
- Returned to the field at Chicago (12/9) after missing two games and posted six tackles before leaving the game in the third with a neck injury.

2012:

- Finished fourth on the defense with 77 tackles despite playing in and starting just six games after suffering a season-ending toe injury in Week 7.
- Added two tackles for loss, eight pressures, one interception, two pass breakups and a forced fumble.
- Led the team with 14 tackles and forced a fumble in the opener at the N.Y. Giants (9/5).
- Tied Lee Roy Jordan's old club record (against Philadelphia, 9/26/71) with 21 stops, 15 solos, at Seattle (9/16).
- Notched the first interception of the season for the defense - seventh of his career - and tied for the team lead with 11 tackles - his third consecutive double-digit tackle game - with two pressures and a pass breakup in the home-opening win over Tampa Bay (9/23).
- Led the team with his fourth double-digit tackle game of the season (17) against Chicago (10/1).
- At Baltimore (10/14) led the team with eight tackles and had a single-game career-high six pressures.
- Suffered a toe injury early in the third quarter and did not return at Carolina (10/21) but finished with six tackles, one for a loss and a pass breakup.
- Was placed on Reserve/Injured with the toe injury on Oct. 24 and underwent surgery Oct. 30.

2011:

- Became the starter and the quarterback of the defense and paced the squad with 131 tackles while tying for the lead in tackles for losses (eight), interceptions (four) and fumble recoveries (two).
- Started all 15 games he played, missing one after dislocating his left wrist at Philadelphia (10/30).
- Led or tied for the team lead seven times and racked up double-digit tackle figures on six occasions.
- Made the first start of his career in place of Brooking in the season opener at the N.Y. Jets (9/11) and led the team with 15 tackles - his first professional double-digit tackle game. Also intercepted his third career pass that he returned 37 yards to set up Dallas at the one-yard line and added two special teams tackles.
- Had a team-best 13 tackles with a tackle for a loss, his second interception of the season and a fumble recovery on Washington's (9/26) final drive to seal the win for Dallas in the home opener.
- Led the team with a then career-high 19 tackles (15 solo) - tied for third in team history in total tackles and tied for second in solo to date - with a pressure and his third interception of the season at New England (10/16).
- Suffered a wrist injury at Philadelphia (10/30) which put him on the bench for the final three quarters. Returned against Buffalo (11/13) and tied for second on the team with five tackles.
- Notched his fourth pick of the year and tied for the team lead with nine tackles against the N.Y. Giants (12/11).

2010:

- Despite suffering through injuries in the preseason and early in the season, played in 14 games as a rookie and finished 11th on the team with 45 tackles while placing fifth with three tackles for losses and tied for third with two interceptions with one returned for a touchdown.
- Made his NFL debut on special teams in the opener at Washington (9/12) but did not record any stats.
- Returned after the bye (hamstring injury) against Tennessee (10/10) to record his first career tackle, along with a tackle for a loss and his first special teams stop.
- Tallied four tackles, one tackle for a loss, forced his first career fumble - recovered by Jason Hatcher that led to a Dallas touchdown - and one special teams stop in the win against Detroit (11/21).
- Had a career day in the overtime win at Indianapolis (12/5), contributing nine tackles, three pass breakups and picking off the first two passes of his career.
- At the Colts, his first interception came in the third quarter, one he returned 31 yards for his first career touchdown. His second came in overtime to set up Dallas' game-winning field goal. His two interceptions marked

the first multiple interception game by a Cowboy since Terence Newman had two against the N.Y. Giants (12/14/08) and the first by a Dallas rookie since Newman had three at Washington (12/14/03).

- Became the 11th Dallas rookie with two interceptions in a game - the 10th with one returned for a score.

COLLEGE:

- Totaled 324 tackles, 11.0 sacks, 28.5 tackles for losses, four forced fumbles, six fumble recoveries, three interceptions and 16 breakups in 44 games played with 33 starts at Penn State.
- Earned All-Big Ten Conference second-team honors and was an academic All-Big Ten choice after starting eight-of-10 games at left outside linebacker to post 86 tackles, 2.0 sacks and was second on the squad with 11 tackles for losses in his senior season. Also recovered a fumble, notched an interception and deflected seven passes.
- Tore the ACL in his right knee in an April 2008 practice and was sidelined for his senior season, taking a medical redshirt season. Selected as an honorary captain by teammates, despite missing the entire season, and traveled to every away game as one-of-70 allowable players to dress. Served as a "coach" on the sidelines.
- As a junior extended his streak of starts to all 26 games over two seasons, ranking second in the Big Ten with 138 tackles, trailing only teammate Dan Connor (145), and giving Penn State just its third pair of century-busting tacklers since tackle records began being kept in 1969.
- Was selected a first-team All-American by *Pro Football Weekly*, was a two-time Big Ten Defensive Player of the Week honoree in 2007, earned second-team all-conference honors and earned *ESPN The Magazine* Academic All-District honors.
- Started every game at outside linebacker as a sophomore to help Penn State defense rank in the top-15 nationally in rushing, scoring and total defense.
- Recorded 90 tackles, good for third on the squad, with eight tackles for losses, 5.5 sacks, two fumble recoveries, two forced fumbles, one interception and two pass breakups.
- Played in eight games as a freshman at left outside linebacker, recording 11 tackles.

PERSONAL:

- Was a first-team Associated Press Class AAAA all-state selection at Upper St. Clair High School in Pittsburg, Pa.
- Was the 2005 *Pittsburgh Post-Gazette* High School Male Athlete of the Year and was honored at the prestigious Dapper Dan Dinner in 2006, and also was named to the *Pittsburgh Tribune-Review* Terrific 25 and played in the 2005 Big 33 Classic against Ohio.
- Upper St. Clair combined to go 31-4 during his three years as a starter, including 11-1 as a senior.
- Ran for 1,240 yards and 21 touchdowns on 187 carries for a superlative 6.6 average and posted 95 tackles and four interceptions at safety during his senior season.
- Also excelled on the basketball court, leading the Panthers to a 75-12 record in three seasons as a starter.
- One of a select few athletes in the past 25 years to be selected to the *Post-Gazette* Fabulous 22 football team and the Fabulous Five basketball team.
- Graduated with a degree in finance at Penn State.

COMMUNITY:

- 2010 Dallas Cowboys Rookie Club.
- 2010 Served an early Thanksgiving meal at The Salvation Army.
- 2011 Super Bowl XLV youth football clinics.
- 2011 Super Bowl XLV NFL Experience Kids Zone book reader.
- 2011 Super Bowl XLV One World Super Huddle event for school kids.
- 2011-12 Fuel Up to Play 60.
- 2011-12 Guest Speaker at Ford High School Football Player Program.
- 2012-14 Dallas Cowboys Draft Day/Fan Appreciation Party.
- 2012 Fuel Up to Play 60 spokesperson.
- 2012 Reliant Home Run Derby benefiting Big Brothers Big Sisters.
- 2012 Dallas Cowboys/Miller Fan Fest in San Antonio, Texas.
- 2012 Dallas Cowboys Fitness Zone Dedication Event.
- 2012 First Responders Game Presentation.
- 2012 Jason Garrett Play It Smart Football Camp Coach/Speaker at Princeton University.
- 2013 Reliant Home Run Derby benefiting the Salvation Army.
- 2012-18 Dallas Cowboys U High School Camp Head Coach.
- 2013 The Salvation Army YET Kaboom Playground Build.
- 2013 Built Ford Tough High School Player of the Year Banquet/Guest Speaker.
- 2013 Bank of America/North Texas Food Bank Holiday Hunger Relief at The Salvation Army.
- 2014 Bank of America Volunteer of the Year Guest Speaker.
- 2014-16 Albertson's All Star Gala benefiting the Salvation Army and Muscular Dystrophy Association.
- WrestleMania 32 week community event at Children's Health Medical Center.
- 2016-17 NFL My Cause My Cleats Campaign.
- 2016 Team Winner, NFL Walter Payton Man of the Year Award.
- 2017 Caliber Collision Military Combine guest speaker.
- 2017 Character and Leadership high school program guest speaker.
- 2017 The Salvation Army Disaster Relief Telethon for Hurricane Harvey.
- 2018 Reliant Home Run Derby.
- 2018 Dirk Nowitzki Heroes Celebrity Baseball Game.
- Annual Team Holiday Hospital Visits.
- Kickoff Luncheon and Dallas Cowboys Family Cookbook benefiting Happy Hill Farm.
- Make-A-Wish Foundation of North Texas.
- Salvation Army Angel Tree Christmas Program.

LEE'S COWBOYS TOTALS

Year Team	GP-GS	DEFENSE								INTERCEPTIONS					FUMBLES REC				
		ST	AT	TT	Sks-Yds	Tkl/Ls	QB Prs	PBU	FF	No	Yds	Avg	Lg	TD	No	Yds	Avg	Lg	TD
2010 Dallas	14-0	22	23	45	0.0(0)	3(-5)	0	2	1	2	44	22.0	31	1	0	0	0.0	0	0
2011 Dallas	15-15	91	40	131	0.0(0)	8(-18)	5	8	0	4	87	21.8	37	0	2	0	0.0	0	0
2012 Dallas	6-6	61	16	77	0.0(0)	2(-4)	8	2	1	1	0	0.0	0	0	0	0	0.0	0	0
2013 Dallas	11-11	95	28	123	0.0(0)	5(-9)	3	6	0	4	174	43.5	74	1	1	10	10.0	10	0
2014 Dallas	0-0	RESERVE/INJURED-Knee								RESERVE/INJURED					RESERVE/INJURED				
2015 Dallas	14-14	109	47	156	2.5(-16)	11(-26)	6	5	0	1	0	0.0	0	0	0	0	0.0	0	0
2016 Dallas	15-15	120	54	174	0.0(0)	12(-34)	4	2	0	0	0	0.0	0	0	1	0	0.0	0	0
2017 Dallas	11-11	91	27	118	0.0(0)	13(-37)	4	1	0	1	9	9.0	9	0	0	0	0.0	0	0
Totals	86-72	589	235	824	2.5(-16)	54(-133)	30	26	2	13	314	24.2	74	2	4	10	2.5	10	0

Playoffs

2014 Dallas	0-0	RESERVE/INJURED-Knee								RESERVE/INJURED					RESERVE/INJURED				
2016 Dallas	1-1	6	1	7	0.0(0)	2(-2)	1	0	0	0	0	0.0	0	0	0	0	0.0	0	0
Totals	1-1	6	1	7	0.0(0)	2(-2)	1	0	0	0	0	0.0	0	0	0	0	0.0	0	0

SPECIAL TEAMS TACKLES

Year Team	Solo	Ast	Tot	FF	FR	BP	BFG	BXP
2010 Dallas	11	3	14	0	0	0	0	0
2011 Dallas	2	1	3	0	0	0	0	0
Totals	13	4	17	0	0	0	0	0

SINGLE-GAME HIGHS

Tackles – 22 at N.Y. Giants, 12/11/16
Solo Tackles – 17 at N.Y. Giants, 12/11/16
Interceptions – 2 at Indianapolis, 12/5/10
 and at Detroit, 10/27/13

LEE'S CAREER GAME-BY-GAME DEFENSE

2010 (Dallas)										2012 (Dallas), cont.									
Game	ST	AT	TT	Sks-Yds	Tkl/Ls	QB Prs	PBU			Game	ST	AT	TT	Sks-Yds	Tkl/Ls	QB Prs	PBU		
L-@ Was 9/12										W-@ Car 10/21	4	2	6		1(-1)		1		
L-Chi 9/19	INACTIVE/INJURED-Hamstring									L-NYG 10/28	RESERVE/INJURED-Toe								
W-@ Hou 9/26	INACTIVE/INJURED-Hamstring									L-@ Atl 11/4	RESERVE/INJURED-Toe								
L-Ten 10/10	1	1	2		1(-3)					W-@ Phi 11/11	RESERVE/INJURED-Toe								
L-@ Min 10/17	1	4	5							W-Cle 11/18	RESERVE/INJURED-Toe								
L-NYG 10/25	3	3	6		1(-1)					L-Was 11/22	RESERVE/INJURED-Toe								
L-Jac 10/31	0	1	1							W-Phi 12/2	RESERVE/INJURED-Toe								
L-@ GB 11/7	1	2	3							W-@ Cin 12/9	RESERVE/INJURED-Toe								
W-@ NYG 11/14					1(-1)					W-Pit 12/16	RESERVE/INJURED-Toe								
W-Det 11/21	4	0	4							L-NO 12/23	RESERVE/INJURED-Toe								
L-NO 11/25	2	0	2							W-@ Was 12/30	RESERVE/INJURED-Toe								
W-@ Ind 12/5	4	5	9				1			Totals	61	16	77		2(-4)	8	2		
L-Phi 12/12	3	2	5							2013 (Dallas)									
W-Was 12/19										Game	ST	AT	TT	Sks-Yds	Tkl/Ls	QB Prs	PBU		
L-@ Ari 12/25	1	1	2							W-NYG 9/8	5	2	7				1		
W-@ Phi 1/2/11	2	4	6				1			L-@ KC 9/15	8	1	9			1			
Totals	22	23	45		3(-5)		2			W-StL 9/22	7	3	10						
2011 (Dallas)										L-@SD 9/29	16	5	21		1(-2)		1		
Game	ST	AT	TT	Sks-Yds	Tkl/Ls	QB Prs	PBU			L-Den 10/6	15	3	18		1(-1)				
L-@ NYJ 9/11	12	3	15				1			W-Was 10/13	10	2	12		1(-2)	1	1		
W-@ SF 9/18	9	4	13							W-@ Phi 10/20	9	2	11		1(-3)		1		
W-Was 9/26	10	3	13		1(-2)					L-@ Det 10/27	8	3	11			1	2		
L-Det 10/2	3	3	6			2	2			W-Min 11/3	9	4	13		1(-1)				
L-@ NE 10/16	15	4	19		2(-4)		1			L-@ NO 11/10	2	1	3						
W-StL 10/23	2	4	6		1(-4)					W-@ NYG 11/24	INACTIVE/INJURED-Hamstring								
L-@ Phi 10/30	1	0	1							W-Oak 11/28	INACTIVE/INJURED-Hamstring								
W-Sea 11/6	INACTIVE/INJURED-Wrist									L-@ Chi 12/9	6	2	8						
W-Buf 11/13	3	2	5							L-GB 12/15	INACTIVE/INJURED-Neck								
W-@ Was 11/20	6	4	10							W-@ Was 12/22	INACTIVE/INJURED-Neck								
W-Mia 11/24	5	2	7		1(-3)	2				L-Phi 12/29	INACTIVE/INJURED-Neck								
L-@ Ari 12/4	5	2	7				2			Totals	95	28	123		5(-9)	3	6		
L-NYG 12/11	5	4	9				1			2014 (Dallas)									
W-@ TB 12/17	3	1	4		1(-1)					Game	ST	AT	TT	Sks-Yds	Tkl/Ls	QB Prs	PBU		
L-Phi 12/24	4	1	5		1(-3)	1				L-SF 9/7	RESERVE/INJURED-Knee								
L-@ NYG 1/1/12	8	3	11		1(-1)					W-@ Ten 9/14	RESERVE/INJURED-Knee								
Totals	91	40	131		8(-18)	5	8			W-@ StL 9/21	RESERVE/INJURED-Knee								
2012 (Dallas)										W-NO 9/28	RESERVE/INJURED-Knee								
Game	ST	AT	TT	Sks-Yds	Tkl/Ls	QB Prs	PBU			W-Hou 10/5	RESERVE/INJURED-Knee								
W-@ NYG 9/5	14	0	14							W-@ Sea 10/12	RESERVE/INJURED-Knee								
L-@ Sea 9/16	15	6	21							W-NYG 10/19	RESERVE/INJURED-Knee								
W-TB 9/23	9	2	11			2	1			L-Was 10/27	RESERVE/INJURED-Knee								
L-Chi 10/1	14	3	17		1(-3)					L-Ari 11/2	RESERVE/INJURED-Knee								
L-@ Bal 10/14	5	3	8			6													

LEE'S CAREER GAME-BY-GAME, cont.

2014 (Dallas), cont.

Game	ST	AT	TT	Sks Yds	Tkl/ Ls	QB Prs	PBU
W-@ Jac (Lond) 11/9				RESERVE/INJURED-Knee			
W-@ NYG 11/23				RESERVE/INJURED-Knee			
L-Phi 11/27				RESERVE/INJURED-Knee			
W-@ Chi 12/4				RESERVE/INJURED-Knee			
W-@ Phi 12/14				RESERVE/INJURED-Knee			
W-Ind 12/21				RESERVE/INJURED-Knee			
W-@ Was 12/28				RESERVE/INJURED-Knee			

Totals

Playoffs

W-Det 1/4/15				RESERVE/INJURED-Knee			
L-@ GB 1/11/15				RESERVE/INJURED-Knee			

Totals

2015 (Dallas)

Game	ST	AT	TT	Sks Yds	Tkl/ Ls	QB Prs	PBU
W- NYG 9/13	9	0	9		1(-3)		
W-@ Phi 9/20	10	4	14		3(-9)	1	2
L-Atl 9/27	9	2	11	1.0(-5)		2	
L-@ NO 10/4	3	0	3				
L-NE 10/11	5	2	7			1	1
L-@ NYG 10/25	5	4	9				
L-Sea 11/1	5	10	15		2(-5)		
L-Phi 11/8	5	1	6				
L-@ TB 11/15				INACTIVE/INJURED-Concussion			
W-@ Mia 11/22	6	3	9			1	
L-Car 11/26	11	6	17				1
W-@ Was 12/7	8	1	9	1.0(-11)	2(-2)	1	1
L-@ GB 12/13	9	3	12		1(-2)		
L-NYJ 12/19	11	7	18				
L-@ Buf 12/27	13	4	17	0.5(0)	2(-5)		
L-Was 1/3/16				INACTIVE/INJURED-Hamstring			

Totals 109 47 - 156 2.5(-16) 11(-26) 6 5

2016 (Dallas)

Game	ST	AT	TT	Sks Yds	Tkl/ Ls	QB Prs	PBU
L-NYG 9/11	8	7	15				
L-@ Was 9/18	7	3	10				1
W-Chi 9/25	5	2	7		1(-3)		
W-@ SF 10/2	8	2	10		1(-2)		
W-Cin 10/9	10	5	15				
W-@ GB 10/16	10	4	14				1
W-Phi 10/30	7	3	10		2(-8)		
W-@ Cle 11/6	6	2	8		1(-5)		
W-@ Pit 11/13	7	2	9		2(-4)		
W-Bal 11/20	4	2	6				
W-Was 11/24	12	8	20		1(-2)	1	
W-@ Min 12/1	5	5	10		2(-7)		
L-@ NYG 12/11	17	5	22		1(-2)	1	
W-TB 12/18	10	2	12		1(-1)	1	
W-Det 12/26	4	2	6			1	
L-@ Phi 1/1/17				DID NOT PLAY			

Totals 120 54 - 174 12(-34) 4 2

Playoffs

L-GB 1/15/17	6	1	7		2(-2)	1	
--------------	---	---	---	--	-------	---	--

2017 (Dallas)

Game	ST	AT	TT	Sks Yds	Tkl/ Ls	QB Prs	PBU
W-NYG 9/10	9	1	10		1(-2)		
L-@ Den 9/17	9	2	11		1(-2)	1	
W-@ Ari 9/25	9	2	11		1(-1)		
L-LAR 10/1				INACTIVE/INJURED-Hamstring			
L-GB 10/8				INACTIVE/INJURED-Hamstring			
W-@ SF 10/22	4	4	8		2(-2)		
W-@ Was 10/29	6	1	7			1	
W-KC 11/5	12	2	14		2(-6)		
L-@ Atl 11/12	1	0	1			1	
L-Phi 11/19				INACTIVE/INJURED-Hamstring			
L-LAC 11/23				INACTIVE/INJURED-Hamstring			
W-WAS 11/30				INACTIVE/INJURED-Hamstring			
W-@ NYG 12/10	15	5	20		1(-9)	1	
W-@ Oak 12/17	8	2	10		2(-4)	1	
L-SEA 12/24	9	5	14		2(-9)		
W-@ Phi 12/31	9	3	12		1(-2)		

Totals 91 27 - 118 13(-37) 4 1

JOURDAN LEWIS

27 • Cornerback

5-10 • 195 • 8/31/95

Michigan • D3 for '17 (92nd overall)

NFL: 2nd Year • Cowboys: 2nd Year

Games/Starts: 2017-15/7; Career-15/7

Postseason: 2017-0/0; Career-0/0



PRO: The Dallas Cowboys added a talented and driven cornerback with their third round draft pick (92nd overall) in the 2017 draft when they selected Jourdan Lewis out of Michigan. Lewis was slowed through training camp with a hamstring injury, but bounced back to play in 15 games with seven starts. He finished seventh - tops among rookies - on the defense with 50 tackles, with two for losses and a team-high tying 11 breakups. After an impressive transition to the pro game, Lewis should develop into a lock-down corner for the Cowboys for years to come.

TRANSACTION SUMMARY:

4/28/17: Drafted in the third round (92nd overall) by Dallas.

2017:

- Started seven of the 15 games he played and finished seventh on the defense - tops among rookies - with 50 tackles to go with two stops for losses, a team-high tying 11 pass breakups and an interception.

- Made his NFL debut in the game at Denver (9/17) and had his first career interception with one breakup and three tackles.
- Had his first career start as Nolan Carroll (concussion) was inactive and the team opened in nickel at Arizona (9/25) and finished with six tackles, one tackle for loss and a breakup.

COLLEGE:

- Finished his senior season as first-team All America, first-team Big Ten and a finalist for the Jim Thorpe Award, starting 10 games and recording 25 tackles, 3.5 tackles for loss, 13 pass breakups and two interceptions after missing the first three games of the season due to injury.
- As a junior, appeared in 13 games, making 13 starts at cornerback and registering 52 tackles, 3.5 tackles for loss, a single-season school-record 22 pass breakups, two interceptions and a sack.
- Appeared in 12 games as a sophomore, making seven starts and recorded 39 tackles, two interceptions and 1.5 tackles for loss.
- Appeared in 13 games as a freshman reserve defensive back and contributed on special teams, tallying 17 tackles and two pass breakups.

PERSONAL:

- Attended Cass Technical High School in Detroit, Mich., where he helped lead his team to back-to-back Michigan Division 1 State titles as a junior and senior.
- Selected to the U.S. Army All-American game after he tallied 751 receiving yards and six scores along with 742 return yards with three touchdowns on special teams as a senior.
- Totaled 11 touchdowns and eight interceptions as a junior.
- Earned a degree in sociology at Michigan.

COMMUNITY:

- 2017 Rookie Club presented by Essilor USA.
- 2017-18 Dallas Cowboys U High School Camp.
- Annual Team Holiday Hospital Visits.
- Kickoff Luncheon and Dallas Cowboys Family Cookbook benefiting Happy Hill Farm.
- Make-A-Wish Foundation of North Texas.
- Salvation Army Angel Tree Christmas Program.

LEWIS' COWBOYS TOTALS

		DEFENSE									INTERCEPTIONS					FUMBLES REC				
Year Team	GP-GS	ST	AT	TT	Sks-Yds	Tkl/Ls	QB Prs	PBU	FF	No	Yds	Avg	Lg	TD	No	Yds	Avg	Lg	TD	
2017 Dallas	15-7	42	8	50	0.0(0)	2(-5)	0	11	0	1	25	25.0	25	0	0	0.0	0	0	0	

ADDITIONAL STATISTICS

Special Teams Tackles – 2017 (1-0-1).

SINGLE-GAME HIGHS

Tackles– 8 vs. Green Bay, 10/18/17

PBUs– 3 vs. Green Bay, 10/8/17 and at N.Y. Giants, 12/10/17

LEWIS' CAREER GAME-BY-GAME
DEFENSE

		2017 (Dallas)					DEFENSE				
Game	ST	AT	TT	Tk/Ls	PBU	No/Yds	INTs	Lg	TD		
W-NYG 9/10.....							INACTIVE				
L-@ Den 9/17	3	0	–	3		1	1/25	25	0		
W-@ Ari 9/25	5	1	–	6	1(-4)	1					
L-LAR 10/1	2	0	–	2	1(-1)						
L-GB 10/8	5	3	–	8		3					
W-@ SF 10/22.....	4	0	–	4							
W-@ Was 10/29											
W-KC 11/5	2	1	–	3							
L-@ Atl 11/12						1					
L-PHI 11/19	2	0	–	2							
L-LAC 11/23	1	0	–	1		1					
W-WAS 11/30	3	0	–	3							
W-@ NYG 12/10.....	5	1	–	6		3					
W-@ Oak 12/17	5	2	–	7		1					
L-SEA 12/24	1	0	–	1							
W-@ Phi 12/31	4	0	–	4							
Totals	42	8	–	50	2(-5)	11	1/25	25	0		

JOE LOONEY

73 • Center

6-3 • 315 • 8/31/90

Wake Forest • UFA(Ten) for '16

NFL: 7th Year • Cowboys: 3rd Year

Games/Starts: 2017-16/0; Career-59/13

Postseason: 2017-0/0; Career-1/0



PRO: The Dallas Cowboys signed unrestricted free agent center Joe Looney to help fortify the interior positions on the offensive line. Looney was originally drafted in the fourth round (117th overall) of the 2012 NFL Draft by San Francisco. He was inactive for all 16 games as a rookie, then played in four games as a reserve lineman in 2013. Looney saw action in 15 games with four starts - two at right guard, one at left and one at center - in 2014. He was waived by San Francisco prior to the start of the 2015 season, but signed with Tennessee for Week 7 where he started six of the eight games he played for the Titans. In his first season in Dallas (2016), Looney played in all 16 games for the first time in his career. He saw action mainly on special teams, but did start three games on the o-line. He returned in 2017 as a flexible backup at both guard spots or center and played in all 16 games for the Cowboys.

TRANSACTION SUMMARY:

- 3/26/18:** Signed a two-year contract with Dallas through 2019.
3/30/16: Signed as an unrestricted free agent with Dallas through 2017.
10/20/15: Signed with Tennessee.
9/4/15: Released by San Francisco.
4/28/12: Drafted in the fourth round (117th overall) by San Francisco.

2017:

- Played in all 16 games for the second time in his career, seeing action as a reserve lineman and on special teams.
- At Washington (10/29) played in his 50th career game.
- Stepped in for Zack Martin (concussion) in the second quarter on Thanksgiving Day against the L.A. Chargers (11/23) and finished the game.

2016:

- Played in all 16 games with three starts, and made his postseason playing debut as a reserve offensive lineman.
- Made his Cowboys debut in the season opener against the N.Y. Giants (9/11) playing on special teams.
- Filled in at left guard in place of Ronald Leary (concussion) in the second half at Cleveland (11/6).
- Had his first start as a Cowboy as the team opened in the jumbo set at the N.Y. Giants (12/11).
- Started against Tampa Bay (12/18) as the team again opened in the jumbo set and helped Elliott rush for his season-high (159 yards) and seventh 100-yard game of the season.
- Started the season finale at Philadelphia (1/1/17) at left guard in place of Leary (did not play) then made his postseason debut in the jumbo package and on special teams against Green Bay (1/15/17).

2015 (San Francisco/Tennessee):

- Returned to camp with San Francisco but was waived at the end.
- Signed with Tennessee on Oct. 20 and appeared in eight games with six starts, starting three games at center and three games at left guard.
- Against Atlanta (10/25) made his Titans debut as a reserve at center in the second half.
- At New Orleans (11/8) started at left guard and was a member of an offensive line that did not allow a sack on 39 pass attempts and allowed Marcus Mariota to throw for 371 yards and four touchdowns.

2014 (San Francisco):

- Played in 15 games and made four starts, including two starts at right guard, one at center and one at left guard, for an offense that finished fourth in the league in rushing with 2,176 yards.
- Made his first career start at right guard at Dallas (9/7).
- Against Philadelphia (9/28) helped pave the way for the 49ers offense to rush for 218 yards on 42 attempts (5.2 avg.) and hold the ball for 42:17.
- Made his first career start at center at Seattle (12/14).

2013 (San Francisco):

- Played in four games as a reserve and but inactive for 12 games and all three postseason contests.
- Made his NFL debut at Washington (11/25), playing in jumbo sets on offense and on special teams units.

2012 (San Francisco):

- Spent the entire season on the team's 53-man roster but was inactive for each game.

COLLEGE:

- Played in 48 games with 41 starts in four seasons at Wake Forest.
- As a senior in 2011, started all 13 games at left guard and was tabbed a second-team All-ACC selection.
- In 2010 started all 10 games as a junior and led all offensive linemen with a grade of 84 percent for the season.
- As a sophomore in 2009, played in 12 games with 11 starts and was a preseason Third-Team All-ACC selection by Athlon Sports.
- In 2008 as a freshman, played in 13 games with seven starts and was one-of-three true freshman to see action for the Demon Deacons.

PERSONAL:

- Attended Lake Worth, Fla., High School and was a four-year starter, earning first-team all-state honors from the Florida Sports Writers Association and first-team All-Palm Beach County honors by the *South Florida Sun-Sentinel* in his senior season.
- Majored in history at Wake Forest.
- He and his wife, Lisa, have two children, Monroe and Rave.

COMMUNITY:

- 2016-17 Dallas Cowboys Draft Day/Fan Appreciation Party.
- 2016-18 Taste of The NFL: The Ultimate Cowboys Tailgate Party host benefiting North Texas Food Bank.
- 2016 Offensive Line visit to North Texas Food Bank.
- 2016 Fashion's for First Downs Dallas Cowboys Women's Charity Fashion Show.
- 2016-18 Dallas Cowboys U High School Camp.
- 2017 Taste of the Cowboys benefiting North Texas Food Bank.
- 2017 NFL My Cause My Cleats Campaign.
- 2017 Early Thanksgiving Day Meal at The Salvation Army.
- 2018 Celebrity Judge, Taste of the Cowboys Youth Cooking Challenge.
- Annual Team Holiday Hospital Visits.
- Kickoff Luncheon and Dallas Cowboys Family Cookbook benefiting Happy Hill Farm.
- Make-A-Wish Foundation of North Texas.
- Salvation Army Angel Tree Christmas Program.

LOONEY'S NFL TOTALS

GAMES/STARTS: 2012 (0/0-SF); 2013 (4/0-SF); 2014 (15/4-SF); 2015 (8/6-Ten); 2016 (16/3, 1/0); 2017 (16/0). **Totals: (59/13, 1/0).**

JUSTIN MARCH-LILLARD**53 • Linebacker**

5-11 • 228 • 7/5/93

Akron • FA for '17

NFL: 4th Year • Cowboys: 2nd Year

Games/Starts: 2017-10/0; Career-15/5

Postseason: 2017-0/0; Career-1/0



PRO: Justin March-Lillard originally signed with the Kansas City Chiefs as a rookie free agent following the 2015 NFL Draft. He injured his knee in the preseason of his rookie year and was placed on injured reserve, but came back strong in 2016 and was named a starter on the Chiefs defense. He started the first five games of 2016, tallying 22 tackles and two pass breakups before breaking his hand and again going on the Reserve/Injured list. He was waived by Kansas City during final cuts in 2017, and was claimed by the Miami Dolphins, where he played in two games without recording any stats. Seattle claimed him off waivers, and he appeared in one game for the Seahawks in a reserve role. After being waived by Seattle (10/7), the Cowboys signed him to provide depth on defense and special teams.

TRANSACTION SUMMARY:**10/11/17:** Signed with Dallas.**10/7/17:** Waived by Seattle.**9/26/17:** Waived by Miami and acquired off waivers by Seattle (9/27).**9/2/17:** Waived by Kansas City and acquired off waivers by Miami (9/3).**5/11/15:** Signed with Kansas City as rookie free agent and placed on Reserve/Injured with a knee injury (9/1).**2017 (Kansas City/Miami/Seattle/Dallas):**

- Released by Kansas City during final cuts and claimed off waivers by Miami, where he played in two games without tallying any stats.
- Released by Miami at the end of September and claimed by Seattle. Played in one game for the Seahawks without recording any stats. Signed with Dallas after his release from Seattle and played in seven games on special teams for the Cowboys, posting five special teams tackles.
- Made his Cowboys debut at San Francisco (10/22) and had a pair of special teams tackles.

2016 (Kansas City):

- Started five games for the Chiefs, recording 22 tackles, one tackle for loss and two pass breakups before a broken hand landed him Reserve/Injured for the second straight season.
- Talled a career-best nine tackles against San Diego (9/11), before recording eight take downs and a tackle for loss at Houston (9/18) the following week.

2015 (Kansas City):

- Signed with Kansas City as a rookie free agent but tore his meniscus in a preseason game and spent the year on Reserve/Injured.

COLLEGE:

- Started 35-of-46 games, recording 250 tackles, 3.5 sacks and 14 tackles for loss in four seasons at Akron.
- Also had four interceptions, 14 pass breakups and two forced fumbles.
- Named a team captain as a senior and saw action in 11 games with 10 starts, finishing second on the team with 72 tackles, six tackles for loss, eight breakups, two sacks, and two forced fumbles.
- Started all 12 games his junior campaign in 2013 and was named third-team All-MAC, finishing second on the team with 80 tackles and tied for the team lead with three interceptions.
- Started 11 games and closed out the season third on the team in tackles, with 62, to go along with two tackles for loss and an interception as a sophomore in 2012.
- Played in all 12 games with two starts at linebacker as a freshman, registering 36 tackles.

PERSONAL:

- Four-year letterwinner at Danville, Ill., High School where he earned first-team all-conference and all-area honors and was named all-area player of the year as a senior after he recorded 153 tackles.
- Also was a three-year letterwinner in basketball and a two-year letter-winner in baseball.
- He and his wife, Paige, have a son, Jaxon.
- Earned his degree in sports administration from Akron.

COMMUNITY:

- 2018 Dallas Cowboys U High School Camp.
- Annual Team Holiday Hospital Visits.
- Make-A-Wish Foundation of North Texas.
- Salvation Army Angel Tree Christmas Program.

MARCH-LILLARD'S NFL TOTALS

Year Team	GP-GS	DEFENSE								INTERCEPTIONS					FUMBLES REC				
		ST	AT	TT	Sks-Yds	Tkl/Ls	QB	PBU	FF	No	Yds	Avg	Lg	TD	No	Yds	Avg	Lg	TD
2016 Kansas City.....	5-5	15	7	22	0.0(0)	1(-2)	0	2	0	0	0	0.0	0	0	0	0	0.0	0	0
2017 Miami.....	2-0	0	0	0	0.0(0)	0(0)	0	0	0	0	0	0.0	0	0	0	0	0.0	0	0
Seattle.....	1-0	0	0	0	0.0(0)	0(0)	0	0	0	0	0	0.0	0	0	0	0	0.0	0	0
Dallas.....	7-0	0	0	0	0.0(0)	0(0)	0	0	0	0	0	0.0	0	0	0	0	0.0	0	0
Totals	15-5	15	7	22	0.0(0)	1(-2)	0	2	0	0	0	0.0	0	0	0	0	0.0	0	0

ADDITIONAL STATISTICS

Special Teams Tackles – 2017 (2-3-5).

MARCUS MARTIN**60 • Guard**

6-3 • 330 • 11/29/93

Southern California • FA for '16

NFL: 5th Year • Cowboys: 1st Year

Games/Starts: 2017-0/0; Career-26/24

Postseason: 2017-0/0; Career-0/0



PRO: The Dallas Cowboys signed Marcus Martin to a one-year contract during the 2018 free agency. Martin, a versatile center/guard is a solidifying addition to the Cowboys Offensive-line to provide depth. He was drafted by the San Francisco 49ers in the third round (70th overall) and continued to provide great value to the 49ers, starting in 24-of-26 games played. After a three year experience with San Francisco, he was cut and acquired from waivers by Cleveland and did not appear in any games for the Browns.

TRANSACTION SUMMARY:**3/26/18:** Signed with Dallas.**3/8/17:** Released by San Francisco and claimed off wavier by the Cleveland Browns.**5/30/14:** Drafted in the third round (70th overall) and signed a four-year contract with San Francisco.**2016 (San Francisco):**

- Appeared in four regular season games with two starts as a reserved lineman for the 49ers before an ankle injury ended his season in December.

2015 (San Francisco):

- Appeared and started in 14 games, missing two with a concussion.
- Helped the team rush for a franchise high 230 total yards against Minnesota (9/14).

2014 (San Francisco):

- Taken by the San Francisco 49ers in the third round (70th overall) of the 2014 NFL Draft.
- Made his NFL debut and first career start against St. Louis (11/2).

COLLEGE:

- Started 33-of-38 games while at USC, earning multiple awards on the offensive line.
- As a junior, was named team captain and earned consensus first-team All-Pac-12 honors and Trojan Offensive Lineman of the Year after assisting a Trojans ground game that registered 2,419 yards and 29 touchdowns.
- Started 10 games as a sophomore on an offensive line ranked 1st in the Pac-12.
- As a Freshman, started 10 games and earned first-team All-American by *The Sporting News*, *College Football News*, and *CBSSports.com*.

PERSONAL:

- Attended Crenshaw High School in Los Angeles, Calif., where he helped lead the team to its first division I title in 2009.
- Majored in American studies and ethnicity.

COMMUNITY:

- 2018 Dallas Cowboys U High School Camp.

M. MARTIN'S CAREER TOTALS**GAMES/STARTS** (regular season, playoffs): 2014 (8/8); 2015 (14/14); 2016 (4/2); 2017 (0/0). **Totals: (26/24).**

ZACK MARTIN

70 • Guard

6-4 • 315 • 11/20/90

Notre Dame • D1 for '14 (16th overall)

NFL: 5th Year • Cowboys: 5th Year

Games/Starts: 2017-16/16; Career-64/64

Postseason: 2017-0/0; Career-3/3



PRO BOWLS



PRO: For the third time in four NFL Drafts, the Dallas Cowboys selected an offensive lineman in the first round when they picked Zack Martin from Notre Dame in 2014. Martin joined Cowboys first round picks Tyrone Smith (2011) and Travis Frederick (2013) as the building blocks for the future of the franchise. In his first season, Martin did not disappoint and was a key part in the league's second-ranked rushing attack. Martin became the first rookie in club history to start all 16 games at right guard and the fourth rookie on the offensive line to start all 16, and he earned a Pro Bowl spot - the only offensive rookie in the NFL in 2014 and the first Cowboys rookie lineman to make the game. He also earned All-Pro honors, becoming only the third rookie in team history to do so. He again manned the right guard spot in 2015, starting all 16 games and earned his second straight Pro Bowl nod and All-Pro honor. In 2016 Martin was part of an offensive line that led the way for the league's leading rusher (Ezekiel Elliott, 1,631 yards) and the NFL's second-ranked rushing attack. En route to his third straight Pro Bowl and All-Pro selections, Martin & Co. also helped rookie quarterback Dak Prescott establish league rookie records in quarterback rating (104.9) and completion percentage (67.8). Behind the line, Prescott became the second player with 3,500-plus pass yards and less than five interceptions (Tom Brady, 2010 and 2016). The 2017 season was a continuation from his previous three as Martin earned his fourth straight trip to the Pro Bowl, starting all 16 games.

TRANSACTION SUMMARY:

6/14/18: Signed a six-year contract extension through 2024.

5/8/14: Drafted in the first round (16th overall) by Dallas.

2017:

- Named to the Pro Bowl for the fourth straight and fourth overall season, starting all 16 games for the fourth consecutive year.
- Helped the team top 2,000 rushing yards in consecutive seasons for the first time since 1998-99.
- Logged his 50th game played and 50th game started in the game at Denver (9/17).
- At San Francisco (10/22) the offense totaled 501 yards, including 265 on the ground, for the 20th 500-yard game in team history.
- Missed the second half of the Thanksgiving Day game against the L.A. Chargers (11/23) with a concussion.

2016:

- Started all 16 games for the third straight season, earning his third consecutive trip to the Pro Bowl, and blocked for the league's leading rusher and the second-ranked rushing attack.
- Behind the line's work, Prescott also earned Offensive Rookie of the Year honors while Elliott took home FedEx Ground Player of the Year.
- Earned AP and *Sporting News* All-Pro first-team, PFWA All-NFL and was part of a line that earned Built Ford Tough Offensive Line of the Year honors.
- Did not yield a sack in the opener against the N.Y. Giants (9/11) as Prescott became the fourth Cowboys rookie to start a season at quarterback. Also blocked for Elliott, who became the fourth rookie running back to start the opener for the club. The two were only the second QB/RB combo of rookies to start an opener for the club.
- Against Chicago (9/25) helped Elliott rush for 140 yards - his first career 100-yard day - as three different running backs rushed for a score for the second consecutive game.
- At Green Bay (10/16) blocked for Elliott's fourth straight 130-yard outing - first NFL rookie, 11th rusher overall to accomplish the feat - and the first player to rush for over 100 yards against the Packers this season. Also allowed Prescott to throw for a season-high three touchdown passes on 18-of-27 attempts.
- Led the way for Dallas' first 300-yard passer (Prescott-319), 100-yard receiver (Dez Bryant-116) and 100-yard rusher (Elliott-114) since 2013 as the offense racked up its seventh straight 400-yard game.
- Helped the offense tie an NFL record with eight consecutive 400-yard games as the offense finished with 417 yards against Baltimore (11/20). The club scored points on each of its final eight drives.
- Against Tampa Bay (12/18) blocked for Elliott's top rushing yard performance of the year (159 yards) as the offense rushed for 185 yards and two touchdowns on 32 runs. Also helped Prescott to the second-highest completion percentage (88.9 - minimum 30 attempts) in NFL history.
- In the home finale against Detroit (12/26), the offense averaged 7.2 yards-per-play (375 yards on 52 plays), rushing for 164 yards on 30 carries (5.5) and two touchdowns and throwing for 222 yards and a season-high four scores. It was only the third time since 2010 - and fourth since 2000 - that the Cowboys had six offensive touchdowns in a game.
- In the Divisional Playoff Game against Green Bay (1/15/17), helped block for an offense that had a 100-yard rusher (Elliott-125), 100-yard receiver (Bryant-132) and a 300-yard passer (Prescott-302) for only the second time in team playoff history. The club also racked up 429 yards - seventh in a game in team playoff history.

2015:

- Selected to play in his second straight Pro Bowl after starting all 16 games for the second straight season, allowing Darren McFadden to rush for his second career 1,000-yard season. It was the first time in team history the Cowboys had two different rushers top 1,000 yards in consecutive seasons.
- Against Atlanta (9/27) blocked for an offense that averaged 6.0 yards-per-rush with four rushing touchdowns - the most by a Cowboys offense since four at Arizona (11/15/98). All four came in the first half, the second time in franchise history Dallas had four rushing touchdowns in a half - first half against the N.Y. Giants, 12/1/63.

STAFF

ZACK
MARTIN

2017 SEASON

RECORDS

PLAYOFF
RECORDS

HISTORY

SIDELINES

- Against Philadelphia (11/8) helped the offense rack up 411 yards as McFadden topped 100 rushing yards (117) and two receivers (Cole Beasley-112, and Bryant-104) topped 100 receiving yards to mark the first time since 1999 Dallas had a pair of 100-yard receivers along with a 100-yard rusher.
- McFadden rushed for his fifth 100-yard game and the line blocked for Kellen Moore's NFL debut after he stepped in for Matt Cassel at the beginning of the second quarter against the N.Y. Jets (12/19).
- In Moore's first career start, did not yield a sack on 31 attempts as the running game averaged 4.8 yards-per-carry (25 for 121) at Buffalo (12/27).
- The season finale against Washington (1/3/16) saw the offense rack up a season-high 512 yards, including 435 passing yards by Moore - sixth in a game in team history.

2014:

- Earned the starting job in training camp and started all 16 games at right guard to become the first rookie in club history to start every game at right guard, the fourth offensive line rookie and 14th overall rookie to notch starts in every game of his first season.
- Earned a trip to the Pro Bowl - the only offensive rookie in the NFL in 2014 to make the team and the first rookie offensive lineman in team history to make the game.
- Was named to the AP All-Pro team - the only rookie in the NFL in 2014 and the third rookie in club history to receive the honor. Also named to the PFWA All-NFC team.
- Was a key component helping DeMarco Murray set a league record by rushing for at least 100 yards in each of the first eight games of the season and establishing a club mark with a league-best 1,845 rushing yards.
- Became the first rookie in team history to start an opener at right guard and was the third rookie to start at guard. Overall, was the 10th rookie offensive lineman to start a season opener and the 41st at any position.
- In the win over New Orleans (9/28), blocked for 190 yards and two scores on 35 runs (5.4) and allowed Murray to rush for 149 yards and both scores on 24 carries (6.5). Murray also was only the fourth rusher with four 100-yard games with at least one touchdown in each of the first four games of a season.
- Allowed Murray to join Brown (1958) as the only two men in NFL history with six straight 100-yard games to open a season after Murray rushed for 115 yards and a touchdown at Seattle (10/12).
- Led Murray to his seventh straight 100-yard outing (128 yards on 28 carries with one touchdown) against the N.Y. Giants (10/19) to become the first player in NFL history with seven straight 100-yard games to open a season. The offense controlled the ball for 33:49 - the fourth game this season over 33:00, most since 1980.
- In the comeback win at the N.Y. Giants (11/23), blocked for Murray's 10th 100-yard game (121 yards) and allowed time for Romo to go 18-of-26 with 275 yards, four touchdowns no interceptions and a 143.4 rating - second in his career.
- Guided Murray to his club-record tying 11th 100-yard game of the season with 179 yards - second in his career - and a touchdown in the Thursday night win at Chicago (12/4).
- Despite injuring his ankle in the second quarter, finished the game at Philadelphia (12/14) and helped the offense to a season-high 41:55 possession time.
- Helped Romo completed a club-record 90.0% (18-of-20) of his passes with four touchdowns and a personal-best 151.7 rating in the NFC East clinching win against Indianapolis (12/21).
- In the season-ending win at Washington (12/28), allowed Murray to break the club single-season rushing record (1,845) and the club-record for 100-yard games (12), finishing with 100 yards and a touchdown. Randle added a career-long 65-yard touchdown jaunt for a team rushing total of 174 yards on 26 carries.
- Helped block for Murray to rush for 123 yards (ninth in a postseason game in team history) and a touchdown on 25 carries (4.9) in the Divisional Playoff loss at Green Bay (1/11/15). Also allowed Romo to complete 78.9% (15-of-19) of his passes for 191 yards, two touchdowns and a rating of 143.6 while allowing four sacks.

COLLEGE:

- While at Notre Dame, Martin earned the distinct honor of being a two-time captain after becoming the longest tenured starter in school history, starting all 52 games of his collegiate career.
- As a senior became just the 18th student-athlete in school history to become a two-time team captain and received MVP honors for his performance in the New Era Pinstripe Bowl. Was the first offensive lineman to earn bowl MVP honors since Jay Huffman in the 1959 Liberty Bowl.
- Started all 13 games as a senior left tackle and did not allow a single sack as part of an offensive line that yielded just eight sacks (second in the country).
- Received second-team All-America accolades from *The NFL Draft Report* and Walter Camp while earning his third consecutive Guardian Award as a junior, starting every game of the season.
- Was one-of-four sets of brothers on the team - his younger brother, Nick, was a reserve center.
- As a sophomore, earned first-team All-Major Independent and All-American honorable mention, starting all 13 games at left tackle.
- Was one of just 11 players to start all 13 games, winning his first Guardian Award as a redshirt freshman.
- Had 11 starts at left tackle and two on the right side.
- Redshirted as a true freshman.

PERSONAL:

- Prepped at Bishop Chatard High School in Indianapolis, Ind., and was named to the Best in the Midwest Team by *The Detroit Free Press*.
- Was a first-team all-state selection as a junior and senior and named to the *Bloomington Herald Times* Junior All-State Team as a sophomore.
- His brother, Nick, was drafted in the second round of the 2016 NFL Draft by the Houston Texans.
- Graduated from Notre Dame with a degree in management entrepreneurship in May of 2013.
- He and his wife, Morgan, were married in July, 2016.

COMMUNITY:

- 2014 Rookie Club presented by UnitedHealthcare.
- 2014 NFL PLAY 60 FITNESSGRAM® school visit.
- 2014-18 Home Run Derby Competition benefiting the Salvation Army.
- 2014-18 Dallas Cowboys U High School Camp.
- 2014 NFL Play 60 clinic, London, England.
- 2014 Fan Appreciation Pep Rally, London, England.
- 2015 Taste of the NFL: The Ultimate Cowboys Tailgate Party host benefiting North Texas Food Bank.
- 2015-16 Albertson's charity event.
- 2015, 2017 Cowboys Draft Day/Fan Appreciation Party.
- 2016 Offensive Line visit to North Texas Food Bank.

- 2016 Fashion's for First Downs Dallas Cowboys Women's Charity Fashion Show.
- 2016 Ford Firehouse Renovation.
- 2016-18 Taste of the Cowboys benefiting North Texas Food Bank.
- 2017 NFL My Cause My Cleats Campaign.
- 2017 The Salvation Army Disaster Relief Telethon for Hurricane Harvey.
- 2017 Thanksgiving Military Family Surprise presented by Ford.
- 2017 Early Thanksgiving at The Salvation Army.
- 2017 Team Ambassador for Water Boys Charity with Chris Long.
- Annual Team Holiday Hospital Visits.
- Kick Off Luncheon and Dallas Cowboys Family Cookbook benefiting Happy Hill Farm.
- Make-A-Wish Foundation of North Texas.
- Salvation Army Angel Tree Christmas Program.

Z. MARTIN'S COWBOYS TOTALS

GAMES/STARTS (regular season, playoffs): 2014 (16/16, 2/2); 2015 (16/16); 2016 (16/16, 1/1); 2017 (16/16). **Totals: 64/64, 3/3.**

LEWIS NEAL

66 • Defensive Line

6-0 • 280 • 5/17/95

Louisiana State • FA for '17

NFL: 2nd Year • Cowboys: 2nd Year

Games/Starts: 2017-7/0; Career-7/0

Postseason: 2017-0/0; Career-0/0



PRO: The Dallas Cowboys signed Lewis Neal as a rookie free agent following the 2017 NFL Draft to give the run-stopper a chance to compete for a spot at defensive tackle. Neal impressed coaches enough to earn a spot on the team's practice squad before being activated through the final two months of the regular season. As a reserve tackle, Neal saw time in seven games and totaled 11 tackles, four pressures and a tackle for a loss.

TRANSACTION SUMMARY:

- 11/8/17:** Signed to Dallas' active roster.
9/2/17: Waived and signed to Dallas' practice squad (9/3).
5/12/17: Signed with Dallas as a rookie free agent.

2017:

- Spent the first half of the season on Dallas' practice squad before being activated on Nov. 8. Finished with 11 tackles, four hurries and a tackle for a loss in seven games played as a rookie.
- Made his NFL debut at Atlanta (11/12) and logged his first pro stat - one hurry.
- Had his first career tackles with four assists against Philadelphia (11/19), then had a tackle for a loss on Thanksgiving Day against the L.A. Chargers (11/23).

COLLEGE:

- In four years at LSU, started 24-of-47 games and posted 118 tackles, 17 for losses, 12.0 sacks, seven deflections, 12 hurries, one forced fumble and two fumble recoveries.
- As a senior, started all 12 games and finished with 60 tackles; 5.5 for losses, 3.5 sacks, one forced fumble and two fumble recoveries.
- Led the team with 8.0 sacks as a junior, starting all 12 games. Added 48 tackles, 9.5 for losses, six breakups, eight hurries and a forced fumble.
- As a sophomore, was a reserve in 13 games and posted three tackles with 1.5 for losses.
- Played in 10 games as a reserve freshman and logged seven tackles, a half sack and a hurry.

PERSONAL:

- Notched 68 tackles, 8.0 sacks and a safety as a senior at James B. Hunt High School in Wilson, N.C.
- Earned Defensive MVP honors after playing in the Offense-Defense All-American Bowl.
- Graduated in December, 2016 with a degree in sports administration.

COMMUNITY:

- 2017 Rookie Club presented by Essilor USA.
- 2017-18 Dallas Cowboys U High School Camp.
- Annual Team Holiday Hospital Visits.
- Kick Off Luncheon and Dallas Cowboys Family Cookbook benefiting Happy Hill Farm.
- Make-A-Wish Foundation of North Texas.

NEAL'S COWBOYS TOTALS

Year Team	GP-GS	DEFENSE							INTERCEPTIONS					FUMBLES REC					
		ST	AT	TT	Sks-Yds	Tkl/Ls	QB	Prs	PBU	FF	No	Yds	Avg	Lg	TD	No	Yds	Avg	Lg
2017 Dallas.....	7-0	2	9	11	0.0(0)	1(-2)	4	0	0		0	0	0.0	0	0	0	0.0	0	0

JAMIZE OLAWALE

(juh-MAZE oh-lah-WALLY)

49 • Fullback

6-1 • 242 • 4/17/89

North Texas • T(OAK) for '18

NFL: 7th Year • Cowboys: 1st Year

Games/Starts: 2017-12/0; Career-77/11

Postseason: 2017-0/0; Career-1/0



PRO: The Dallas Cowboys traded a fifth round pick in return for Jamize Olawale and a sixth round pick. Olawale, a former University of North Texas athlete, is entering his seventh season in the NFL after entering as a undrafted free agent who was signed and cut by the Cowboys. He then signed to the Cowboys practice squad before eventually signing with the Oakland Raiders. Olawale appeared in 77 games with the Raiders, primarily playing a role in offense and special teams. His career rushing totals out to 55 attempts for 206 yards and four touchdowns. Primarily a receiving fullback, Olwale caught 39 catches for 425 yards and three touchdowns with a career receiving long at 75 yards.

TRANSACTION SUMMARY:

- 3/20/18:** Traded to Dallas from Oakland with a sixth round pick for Dallas' fifth round pick.
4/8/15: Signed a three year extension with Oakland as an exclusive rights free agents.
3/5/14: Signs an extension with Oakland as an exclusive rights free agent.
12/4/12: Signed with Oakland.
5/14/12: Signed with Dallas as a rookie free agent, waived (8/31), and signed to the practice squad (9/1).

2017 (Oakland):

- Played in 12 games, recording nine rushes for 43 yards with one rushing touchdown.
- He also caught six passes for 33 yards.

2016 (Oakland):

- Started seven-of-16 games that he appeared in, setting a career high in receptions (12) and receiving yards (227) with one receiving touchdown.
- Rushed 17 times for a total of 47 yards with two touchdowns.
- Caught a career-long 75-yard pass, the longest pass from an Oakland running back since 1995, against Houston (11/21).
- Named a Pro Bowl alternate.

2015 (Oakland):

- Started three-of-14 games played, recording a career-best 24 attempts for 110 yards and one touchdown.
- He also served as a receiving fullback totaling nine catches for 84 yards.
- Led the team with 10 special teams tackles.

2014 (Oakland):

- Contributed in all 16 games both on both offense and special teams and finished the season with five receptions for 18 yards.
- Notched seven solo tackles and a forced fumble on special teams.
- Caught consecutive back-to-back one yard touchdown passes in the final two games of the season.

2013 (Oakland):

- Appeared in all 16 games, including his first NFL start against the New York Jets (12/8).
- Helped serve as primary fullback after Marcel Reese got injured.
- Recorded three rushing attempts for six yards and seven receptions for 63 yards.

2012 (Dallas/Oakland):

- Played in three games with Oakland, mostly with special teams and also several snaps at fullback.
- Made his NFL debut against Kansas City (12/16).

COLLEGE:

- Played in eight games in his senior season, where he caught two passes for nine yards. Assisted the rushing offense which totaled 1,829 yards.
- Transferred to North Texas his junior year, where he appeared in 11 games totaling six catches for 79 yards.
- Olawale caught 11 passes for 276 yards and three touchdowns as a sophomore.
- As a freshman, he attended El Camino Junior College where he caught four receptions for 59 yards.

PERSONAL:

- Finished standout high school career at Long Beach Polytechnic High School.

COMMUNITY:

- 2018 Dallas Cowboys U High School Camp.

OLAWALE'S NFL TOTALS

Year Team	GP-GS	RUSHING					RECEIVING				
		No	Yds	Avg	Long	TD	No	Yds	Avg	Long	TD
2012	Oakland.....3-0	0	0	0.0	0	0	0	0	0.0	0	0
2013	Oakland.....16-1	3	6	2.0	4t	0	7	63	9.0	25	0
2014 Oakland	16-0	2	0	0.0	0	0	5	18	3.6	7	2
2015 Oakland	14-3	24	110	4.6	19t	1	9	84	9.3	15	0
2016 Oakland	16-7	17	47	2.8	17	2	12	227	18.9	75t	1
2017 Oakland	12-0	9	43	4.8	11	1	6	33	5.5	9	0
Totals	77-11	55	206	3.7	19t	4	39	425	10.9	75t	3

ERIC PINKINS

42 • Linebacker

6-3 • 225 • 8/7/91
 San Diego State • FA for '18
 NFL: 3rd Year • Cowboys: 1st Year
 Games/Starts: 2017-0/0; Career-11/0
 Postseason: 2017-0/0; Career-1/0



PRO: The Dallas Cowboys added young depth with special teams experience to their linebacking corps when they signed Eric Pinkins during the second week of 2018 OTAs. Originally a sixth round (208th overall) pick by Seattle in the 2014 NFL Draft, Pinkins spent time on the Seahawks practice squad while also seeing action in five games in 2015 after spending his rookie season on Reserve/NFI with a foot injury. He spent most of 2016 with the N.Y. Giants, seeing action in six regular season games and a playoff game.

TRANSACTION SUMMARY:

- 5/29/18:** Signed by Dallas.
- 9/3/17:** Waived by the N.Y. Giants.
- 10/12/16:** Signed to the N.Y. Giants practice squad and activated (11/29).
- 9/10/16:** Waived by Seattle.
- 11/21/15:** Activated.
- 9/22/15:** Waived and signed to Seattle's practice squad (10/15).
- 9/5/15:** Waived and signed to Seattle's practice squad (9/7).
- 5/10/14:** Drafted in the sixth round (208th overall) by Seattle.

2017 (N.Y. Giants):

- Returned to training camp with the N.Y. Giants but was waived at the final cut date and was out of football for the remainder of the season.

2016 (Seattle/N.Y. Giants):

- Went to training camp with Seattle, but was released prior to Week 1.
- Signed to the N.Y. Giants practice squad on Oct. 12 and signed to their active roster on Nov. 29.
- Played in the final five regular season games and an NFC wild card game and had one special teams tackle.

2015 (Seattle):

- Returned to the Seahawks to play in six games and finish with a pair of special teams tackles.
- Spent the first part of the season on Seattle's practice squad before signing to the active roster Nov. 21.
- Made his NFL debut against San Francisco (11/22).

2014 (Seattle):

- Drafted in the sixth round (208th) overall by the Seahawks, but was placed on Reserve/NFI with a foot injury suffered in a personal workout that sidelined him for his rookie season.

COLLEGE:

- Played in 46 games with 24 starts while at San Diego State and posted 172 tackles, 15.5 for loss, 3.0 sacks and three interceptions.
- Started all 13 games as a senior to notch 75 tackles (second on the team), seven for losses, four break-ups, two forced fumbles, two fumble recoveries and a sack.
- As a junior, started 10 of the 13 games he played to finish third on the team with 65 tackles with a team-high tying three interceptions.
- Played in all 13 games with one start as a redshirt sophomore and notched 22 tackles, 1.5 for losses.
- As a true freshman, played in seven games, primarily on special teams.

PERSONAL:

- Was all-metro second-team at Inderkum High School in Sacramento, Calif.
- Also competed on Inderkum's track and field team.
- Earned his degree in communications at San Diego State

COMMUNITY:

- 2018 Dallas Cowboys U High School Football Camp.

PINKINS' NFL TOTALS

Year Team	GP-GS	DEFENSE								INTERCEPTIONS					FUMBLES REC				
		ST	AT	TT	Sks-Yds	Tkl/Ls	QB Prs	PBU	FF	No	Yds	Avg	Lg	TD	No	Yds	Avg	Lg	TD
2014 Seattle	0-0				RESERVE/NFI-Foot														
2015 Seattle	6-0	0	0-	0	0.0(0)	0(0)	0	0	0	0	0	0.0	0	0	0	0	0.0	0	0
2016 N.Y. Giants	5-0	0	0-	0	0.0(0)	0(0)	0	0	0	0	0	0.0	0	0	0	0	0.0	0	0
2017	0-0				OUT OF FOOTBALL														
Totals	11-0	0	0-	0	0.0(0)	0(0)	0	0	0	0	0	0.0	0	0	0	0	0.0	0	0
Playoffs																			
2016 N.Y. Giants	1-0	0	0-	0	0.0(0)	0(0)	0	0	0	0	0	0.0	0	0	0	0	0.0	0	0

ADDITIONAL STATISTICS

Special Teams Tackles – 2015 (2), 2016 (1). Totals: (3)

DAK PRESCOTT

4 • Quarterback

6-2 • 235 • 7/29/93

Mississippi State • D4b for '16 (135th overall)

NFL: 3rd Year • Cowboys: 3rd Year

Games/Starts: 2017-16/16; Career-32/32

Postseason: 2017-0/0; Career-1/1



PRO BOWLS



PRO: With their eyes toward the future, the Dallas Cowboys picked Dak Prescott out of Mississippi State with the team's second selection in the fourth round (135th overall) of the 2016 NFL Draft. The move was a rare one for Dallas, as Prescott became the first quarterback drafted by the Cowboys since Stephen McGee in 2009, and only the fifth in the common draft since Jerry Jones bought the team in 1989. Prescott was slotted as Dallas' third quarterback when 2016 training camp opened, but midway through camp, a leg injury to Kellen Moore put Prescott as the backup to Romo. His role as the primary backup was short-lived as Prescott was thrust into the role as the club's starter after Romo suffered a back injury in the preseason game at Seattle. After losing the season opener, Prescott led the Cowboys on a club-record 11-game win streak en route to a franchise-tying 13-3 record and the NFC East Division crown. Along the way, Prescott set club rookie records with 3,667 yards, 23 touchdowns and only four interceptions on 311-of-459 passing (67.8%) for an NFL rookie record 104.9 quarterback rating while becoming the first quarterback in NFL history drafted in the fourth round-or-later to start all 16 games as a rookie. He also became the first rookie quarterback in team history to be named to the Pro Bowl and the first to win AP Offensive Rookie of the Year. He returned as the incumbent starter and was elected as a team captain by teammates, finishing the year with 3,324 yards and 22 touchdowns to become the first quarterback in team history to pass for at least 3,000 yards and 20 touchdowns in each of his first two pro seasons.

TRANSACTION SUMMARY:

4/30/16: Drafted in the fourth round (135th overall) by Dallas.

2017:

- Selected as a team captain and started all 16 games, completing 308-of-490 passes (62.9%) for 3,324 yards, 22 touchdowns and 13 interceptions.
- Had a team quarterback record 357 rushing yards with six touchdowns on 57 runs.
- On his second attempt at Denver (9/17), became the first quarterback in NFL history to have less than five interceptions in his first 500 career attempts. Attempted a career-high 50 passes, completing 30, for 238 yards with two touchdowns and two interceptions.
- Threw for three touchdowns in consecutive games (vs. L.A. Rams, 10/1, and vs. Green Bay, 10/8) for the first time in his career. Also rushed for a score against the Packers.
- Became the 10th Dallas Cowboy to reach 5,000 passing yards and the third Cowboy (sixth time) to register three consecutive games with three touchdown passes, finishing at San Francisco (10/22) 16-of-25 for 234 yards and three touchdowns. Rushed for one touchdown and 26 yards on four carries.
- With a rushing score against Kansas City (11/5), became the third Cowboys quarterback with 10 career rushing touchdowns and the second NFL passer (Cam Newton) with at least 35 passing scores and 10 rushing scores in a player's first two seasons.
- With his rushing touchdown at Atlanta (11/12), joined Dan Marino, Daunte Culpepper and Kurt Warner as the only quarterbacks in NFL history with 50 combined (passing and rushing) touchdowns in a player's first two seasons.
- Threw for a career-high 332 yards at the N.Y. Giants (12/10) with three touchdowns, a 131.7 rating (fourth in his career) on 20-of-30 passing. All three of his scores were from 20-or-more yards (20, 50 and 81). He also completed a 54-yard pass to make him only the second quarterback in 2017 (Russell Wilson) with at least three completions of 50-plus yards in a single game.
- With 32 rushing yards at Oakland (12/17), became the fourth Dallas quarterback to rush for 300 yards in a season. Finished 18-of-27 passing for 212 yards with no touchdowns and two interceptions.
- Topped 3,000 yards on the season with 182 passing yards against Seattle (12/24).

2016:

- Started all 16 games and steered the club to a franchise-tying 13-3 record, tying the most wins by a rookie quarterback in NFL history.
- Set club rookie records with 3,667 yards, 23 touchdowns and only four interceptions on 311-of-459 passing (67.8%) for an NFL rookie record 104.9 quarterback rating while becoming the first quarterback in NFL history drafted in the fourth round-or-later to start all 16 games as a rookie.
- Was the club's second-leading rusher - 57 runs for 282 yards (4.9) with six touchdowns - the most by a Dallas quarterback in a season.
- Became the first rookie quarterback in team history to be named to the Pro Bowl and the first to win AP Offensive Rookie of the Year. Along with Ezekiel Elliott, the duo became the first pair of Dallas rookies to be selected to the Pro Bowl.
- Named NFL Offensive Rookie of the Month (November) as the first rookie quarterback in the Super Bowl era to go 4-0 with no interceptions in a calendar month. He became the first Dallas rookie quarterback to win the award.
- Made his NFL debut in the opener against the N.Y. Giants (9/11) as only the fourth rookie quarterback to start a season opener in team history. Completed 25-of-45 (55.6%) passes for 227 yards with no touchdowns and no interceptions. Was the 13th rookie quarterback to start a game for Dallas and the 40th different quarterback to start a game for the club.
- At Washington (9/18) earned his first win, completing 22-of-30 passes (73.3) for 292 yards. Added one rush for a six-yard touchdown - his first score as a pro. Set an NFL record by attempting 75 passes with no interceptions in the first two games of a player's career.
- Completed 19-of-24 passes (79.2) for 248 yards and his first career touchdown - a 17-yarder to Dez Bryant - and a 123.6 rating in the win over Chicago (9/25). Became the first rookie quarterback in team history with consecutive 100-rating games. Also added 36 yards on four runs with a touchdown.

- At San Francisco (10/2) logged his third straight game with a rating of 100.0. Tied Quincy Carter for the most wins in a rookie season.
- Against Cincinnati (10/9) completed 18-of-24 passes (75.0) for 227 yards and a touchdown and rushed seven times for four yards and a score. Has the most wins by a rookie quarterback in franchise history (four) and attempted 155 passes without an interception - second by a quarterback to start his career (Tom Brady, 162) and the most by a rookie. Logged his fourth straight 100.0-rating game - the longest streak and the most total games by a rookie in Cowboys history. Also had a 70.0-or-better completion percentage in his fourth straight game - longest by a rookie and tied Romo for the longest streak in club history.
- Established an NFL record with 176 consecutive attempts before throwing his first interception at Green Bay (10/16) for the longest streak by a quarterback to start his career. Logged his fifth straight 100.0-rating game - most by a rookie and tied the second-longest streak in team history.
- Led the team on a 10-point fourth quarter come back and overtime win against Philadelphia (10/30). Added a rushing touchdown - his fourth of the season, tied for second by a quarterback in team history. Took over the top spot, previously held by Aikman (1,773), for passing yards in a season by a club rookie.
- Threw for 247 yards and three touchdowns, completing 77.8% of his passes (21-of-27), no interceptions and a 141.8 rating at Cleveland (11/6). Third rookie quarterback with a seven-game win streak (Ben Roethlisberger, 2004 and Kyle Orton, 2005) and the first rookie in the NFL with six 100.0-rating games in his team's first eight games. His 141.8 rating was sixth by a rookie - second among those with 20-or-more attempts. Became the first Cowboys rookie quarterback with multiple three-touchdown games.
- In the win at Pittsburgh (11/13), completed 22-of-32 passes (68.8) for a season-high 319 yards (second by a rookie in team history) with two touchdowns and a 121.7 rating. It marked his eight straight win, tying the second-longest streak by a rookie quarterback in NFL history. Had a season-long 83-yard scoring pass, along with a 50-yard scoring pass, becoming the first club rookie, seventh passer and 18th time a Cowboy had two 50-plus yard passing touchdowns in a game. Logged his seventh 100-rating game of the season - fourth in the NFL by a rookie and the first rookie in NFL history with seven 100-rating games in his team's first nine games.
- Against Baltimore (11/20) logged his eighth 100.0-rating game of the season - tied for second by an NFL rookie and tied for fifth in club history. Had his sixth game with a 70.0-or-better completion percentage, tied for the most by an NFL rookie. Had his second 300-yard game - the most by a Dallas rookie. Became the fourth Cowboys quarterback with consecutive 300-yard days and became the first NFL rookie to pass for 300-plus yards and two-plus touchdowns with no interceptions in consecutive games.
- On Thanksgiving Day against Washington (11/24), completed 70.8% (17-of-24) of his passes for 195 yards, one touchdown and a 108.9 rating to tie Russell Wilson (nine) for the most 100.0-rating games by a rookie in the Super Bowl era. His nine 100.0-rating games also tied Romo for third in a Cowboys season. His 70.8 completion percentage gave him his NFL rookie record seventh 70.0-rating game. Prescott also tied Don Meredith (five) for the most rushing touchdowns in a season by a Cowboys quarterback.
- Logged his 10th 100.0-rating game at Minnesota (12/1), finishing 12-of-18 for 139 yards with one touchdown. His 10th 100.0-rating game tied Romo for the most in a season in club history.
- Had the club's highest single-game completion percentage - second in NFL history - with an 88.9% (minimum 30 attempts), completing 32-of-36 passes for 279 yards against Tampa Bay (12/18). Completed his first nine passes, then had a streak of eight before closing the game with 12 consecutive completions. Topped 70.0% in a game for the eighth time to tie Aikman (1993) and Romo (2012) for the most games with a completion percentage above 70.0 in a season in team history. Completed each of his 11 second half throws to become the first rookie quarterback (minimum 10) to complete all of his second half passes. Added his sixth rushing score of the year, breaking a tie with Meredith for the most by a Dallas quarterback in a season.
- Completed 75.0% of his passes (15-of-20) and recorded a 148.3 rating - the highest rating by a Dallas rookie, ninth overall and second among rookies (minimum 20 attempts), 10th (minimum 10 attempts) in NFL history against Detroit (12/26). Threw three touchdowns - his fourth three-touchdown game of the season, tied for first by a rookie in league history. It was his club-record 11th 100.0-rating game to make him the first rookie in NFL history with 11 and the eighth different quarterback to 11. Established a club record with his ninth game above a 70.0%. Became the first rookie in NFL history drafted in the fourth round-or-later to start each of his club's first 15 games and tied Roethlisberger (13) for the most wins by a rookie in league history. From the previous game, through his first four throws, had a streak of 16 consecutive completions - third in team history.
- Became the first Cowboys rookie quarterback to start a playoff game and just the second to attempt a postseason pass in the Divisional Game against Green Bay (1/15/17). Went 24-of-38 for 302 yards, three touchdowns and a 103.2 rating - all single-game postseason rookie highs - with one interception. His 302 yards were second by an NFL rookie in a postseason game and seventh in a playoff game overall in team history. He became the first NFL rookie passer with three scoring tosses in a game, and his 103.2 rating was third by a league rookie.

COLLEGE:

- Completed 316-of-477 passes (66.2) for 3,793 yards with 29 touchdowns and five interceptions - all career-bests - while starting all 13 games as a senior. Also rushed 160 times for 588 yards (3.7) and 10 touchdowns.
- Accounted for 39 total touchdowns and 4,381 yards of total offense as one-of-four players nationally with at least 25 passing touchdowns and 10 rushing touchdowns.
- Started all 13 games as a junior and shattered 12 school single-season statistical records while leading the program to its highest post finish since 1940 and its first Orange Bowl in 73 years.
- Was an honorable mention All-American while becoming the first finalist in school history for the Maxwell, Davey O'Brien and Johnny Unitas Awards.
- Broke school records for rushing yards by a quarterback (986), total offense (4,435), total offense per-game (341.2), touchdowns responsible (41), completion percentage (61.6), passing yards (3,449), passing yards-per-game (265.3), 200-yard passing games (12), passing touchdowns (27) and passing efficiency (151.7).
- Scored 15 touchdowns (14 rush, one receiving) to finish fifth nationally in points responsible for with 252.
- Was part of a two-quarterback system with Tyler Russell while seeing action in 11 total games - with seven starts - as a sophomore.
- Completed 156-of-267 passes for 1,940 yards with 10 touchdowns and seven picks, compiled a team-best 829 rushing yards on 134 carries with 13 scores, and also caught two passes - both for touchdowns.
- Set the then MSU single-season record for quarterback rushing yards with 829, while his 13 rushing scores were second-most by a quarterback in MSU history.
- Accounted for 25 touchdowns on the year, which ranked second in MSU history.
- Completed 18-of-29 passes for 194 yards with four touchdowns and no interceptions and rushed 32 times for 118 yards with four scores on the ground as a redshirt freshman.
- Sat out his true freshman year as a redshirt.

PERSONAL:

- Rayne Dakota "Dak" Prescott attended Haughton, La., High School where he was named first-team all-state by the Louisiana Sports Writers Association.
- Led the Buccaneers to an undefeated regular season and a berth in the 4A state quarterfinals as a senior and completed 159-of-258 passes (62.0) for 2,860 yards and 39 touchdowns and rushed for 951 yards and 17 touchdowns on 90 attempts (10.6).
- Earned his undergraduate degree in educational psychology in December 2014 and received his master's degree in workforce leadership in December 2015 while at Mississippi State.

COMMUNITY:

- 2016 Rookie club presented by UnitedHealthcare.
- 2016 Cowboys Youth Combine Guest Coach.
- 2016-18 Dallas Cowboys U High School Camp.
- 2016-17 NFL My Cause My Cleats campaign - American Cancer Society.
- 2017-18 Children's Cancer Fund Fashion Show.
- 2017 Draft Day/Fan Appreciation Party.
- 2017 Reliant Home Run Derby benefiting The Salvation Army.
- 2017-18 Dirk Nowitzki Heroes Celebrity Baseball Game.
- 2017 The Salvation Army Disaster Relief Telethon for Hurricane Harvey.
- 2017 Early Thanksgiving Meal at The Salvation Army.
- Annual Team Holiday Hospital Visits.
- Kick Off Luncheon and Dallas Cowboys Family Cookbook benefiting Happy Hill Farm.
- Make-A-Wish Foundation of North Texas.
- Salvation Army Angel Tree Christmas Program.



MISSION: The Faith Fight Finish foundation by Dak Prescott invests in the future of our youth by empowering individuals, families, and communities to find strength through adversity. The foundation focuses on fighting cancer and offering assistance to those facing life-challenging hardships; in honor of Dak's Mom, Peggy!

PRESCOTT'S COWBOYS TOTALS

Year Team	GP-GS	PASSING										Sacks	Rating
		Att	Cmp	Yds	Pct	Yds/Att	TD	TD%	Int	Int%	Long		
2016 Dallas	16-16	459	311	3,667	67.8	8.0	23	5.0	4	0.9	83t	25/143	104.9
2017 Dallas	16-16	490	308	3,324	62.9	6.8	22	4.5	13	2.7	81t	32/185	86.6
Totals	32-32	949	619	6,991	65.2	7.4	45	4.7	17	1.8	83t	57/328	95.5

Playoffs

2016 Dallas	1-1	38	24	302	63.2	7.9	3	7.9	1	2.6	40t	2/11	103.2
-------------	-----	----	----	-----	------	-----	---	-----	---	-----	-----	------	-------

RUSHING

Year Team	No	Yds	Avg	Long	TD
2016 Dallas	57	282	4.9	18	6
2017 Dallas	57	357	6.3	21	6
Totals	114	639	5.6	21	12

Playoffs

2016 Dallas	2	13	6.5	9	0
-------------	---	----	-----	---	---

SINGLE-GAME HIGHS

Attempts – 50 at Denver, 9/17/17
Completions – 32 vs. Tampa Bay, 12/18/16
Completion Pct. – 88.9 vs. Tampa Bay, 12/18/16
Yards – 332 at N.Y. Giants, 12/10/17
Touchdowns – 3, seven times, last at San Francisco, 10/21/17
Rating – 148.3 vs. Detroit, 12/26/16
Long – 83t at Pittsburgh, 11/13/16
Carries – 8 vs. Washington, 11/24/16
Rushing Yards – 42 at Atlanta, 11/12/17

PRESCOTT'S CAREER GAME-BY-GAME**2016 (Dallas)**

Date	Opp	Att	Cmp	Yds	Pct	Yds/Att	TD	Int	Long	Sacks	Rating	W/L	Score
9/11	NYG	45	25	227	55.6	5.0	0	0	21	0/0	69.4	L	19-20
9/18	@ Was	30	22	292	73.3	9.7	0	0	29	4/14	103.8	W	27-23
9/25	Chi	24	19	248	79.2	10.3	1	0	47	0/0	123.6	W	31-17
10/2	@ SF	32	23	245	71.9	7.7	2	0	47	2/11	114.7	W	24-17
10/9	Cin	24	18	227	75.0	9.5	1	0	31	1/5	117.9	W	28-14
10/16	@ GB	27	18	247	66.7	9.1	3	1	42	2/14	117.4	W	30-16
10/30	Phi	39	19	287	48.7	7.4	2	1	53	2/14	79.8	W	29-23
11/6	@ Cle	27	21	247	77.8	9.1	3	0	35	0/0	141.8	W	35-10
11/13	@ Pit	32	22	319	66.8	10.0	2	0	83t	2/24	121.7	W	35-30
11/20	Bal	36	27	301	75.0	8.4	3	0	41	1/2	127.2	W	27-17
11/24	Was	24	17	195	70.8	8.1	1	0	26	1/5	108.9	W	31-26
12/1	@ Min	18	12	139	66.7	7.7	1	0	56	3/15	108.3	W	17-15
12/11	@ NYG	37	17	165	45.9	4.5	1	2	31t	3/13	45.4	L	7-10
12/18	TB	36	32	279	88.9	7.8	0	0	23	3/15	99.0	W	26-20
12/26	Det	20	15	212	75.0	10.6	3	0	30	1/11	148.3	W	42-21
1/1/17	@ Phi	8	4	37	50.0	4.6	0	0	15	0/0	63.0	L	13-27
Totals		459	311	3,667	67.8	8.0	23	4	83t	25/143	104.9	13-3	

Playoffs

1/15/17	GB	38	24	302	63.2	7.9	3	1	40t	2/11	103.2	L	31-34
---------	----	----	----	-----	------	-----	---	---	-----	------	-------	---	-------

PRESCOTT'S CAREER GAME-BY-GAME, CONT.

Date	Opp	Att	Cmp	Yds	Pct	2017 (Dallas)			Sacks	Rating	W/L	Score
						Yds/Att	TD	Int				
9/10	NYG.....	39	24	268	61.5	6.9	1	0	35	1/5	90.5	W 19-3
9/17	@ Den.....	50	30	238	60.0	4.8	2	2	28t	2/10	68.6	L 17-42
9/25	@ Ari.....	18	13	183	72.2	10.2	2	0	53	1/9	141.7	W 28-17
10/1	LAR.....	36	20	252	55.6	7.0	3	1	36	2/1	93.8	L 30-35
10/8	GB.....	36	25	251	69.4	7.0	3	1	49	1/6	105.2	L 31-35
10/22	@ SF.....	25	16	234	64.0	9.4	3	0	72t	0/0	134.0	W 40-10
10/29	@ Was.....	22	14	143	63.6	6.5	0	0	25	2/5	82.2	W 33-19
11/5	KC.....	33	21	249	63.6	7.5	2	0	56	1/5	106.8	W 28-17
11/12	@ Atl.....	30	20	176	66.7	5.9	0	0	30	8/50	82.1	L 7-27
11/19	Phi.....	31	18	145	58.1	4.7	0	3	19	4/32	30.4	L 9-37
11/23	LAC.....	27	20	179	74.1	6.6	0	2	38	2/11	60.6	L 6-28
11/30	Was.....	22	11	102	50.0	4.6	2	0	24	1/9	93.4	W 38-14
12/10	@ NYG.....	30	20	332	66.7	11.1	3	0	81t	0/0	137.1	W 30-10
12/17	@ Oak.....	27	18	212	66.7	7.9	0	2	40	2/8	59.5	W 20-17
12/24	Sea.....	34	21	182	61.8	5.4	0	2	33	4/27	51.3	L 12-21
12/31	@ Phi.....	30	17	179	56.7	6.0	1	0	30	1/7	85.3	W 6-0
Totals	490	308	3,324	62.9	6.8	22	13	81t	32/185	86.6	9-7

BRIAN PRICE 92 • Defensive Tackle

6-3 • 303 • 6/24/94

Texas - San Antonio • W(GB) for '17

NFL: 1st Year • Cowboys: 1st Year

Games/Starts: 2017-8/0; Career-9/0

Postseason: 2017-0/0; Career-0/0



PRO: Brian Price originally signed with the Green Bay Packers as a rookie free agent following the 2016 NFL Draft. He spent the majority of his rookie season on the Packers practice squad, except for a two-game stint on their active roster, where he appeared in one game. The Cowboys acquired Price off waivers following the final cuts of 2017 and he saw action in eight games in the d-line rotation before going on Reserve/Injured with a knee injury. He will look to plug a hole in the Dallas defensive line as a run-stopping nose tackle.

TRANSACTION SUMMARY:

- 3/12/18:** Re-signed with Dallas.
- 9/3/17:** Acquired off waivers by Dallas.
- 9/2/17:** Waived by Green Bay.
- 9/22/16:** Activated from the practice squad, waived (10/15) and signed to Green Bay's practice squad (10/18).
- 9/3/16:** Waived by Green Bay and signed to Green Bay's practice squad (9/4).
- 5/6/16:** Signed with Green Bay as a rookie free agent.

2017 (Green Bay/Dallas):

- Re-signed with Green Bay as a free agent and spent the entire offseason and training camp with the Packers before being waived at the final cut date.
- Claimed off waivers by Dallas Sept. 3 and played in eight games, finishing with eight tackles a three pressures before suffering a knee injury that ended his season.

2016 (Green Bay):

- Signed with the Packers as a rookie free agent but released on the final cut date.
- Added to the Packers practice squad for the first few weeks of the season before signing to the active roster for two games.
- Made his NFL debut against Detroit (9/25) and was released two weeks later.
- Re-signed to the Packers practice squad where he spent the remainder of the season.

COLLEGE:

- Played three seasons at Texas-San Antonio on the defensive line starting 13-of-31 contests and accumulated 81 tackles, six tackles for loss, 3.0 sacks and seven quarterback hits.
- Started all 10 games played as a senior in 2015, totaling 33 tackles, two stops for losses and a sack.
- Played nine games with one start as a junior in 2014, recording 23 tackles, three for losses, two sacks and three quarterback hits.
- Appeared in all 12 games and made two starts as a sophomore in 2013, posting 25 tackles.
- Ranked second on the team as a true freshman at Hancock Junior College in Santa Maria, Calif., with 61 tackles, including four for a loss, and a half sack, on his way to earning second-team All-Northern Conference honors.

PERSONAL:

- Attended McCutcheon High School in Lafayette, Ind., where he played defensive tackle and center and earned all-state, all-area and all-conference honors as a junior and senior.

- Earned two letters in track and field in shot put and discus.
- Earned his degree in communications from Texas-San Antonio.

COMMUNITY:

- 2018 Dallas Cowboys U High School Camp.
- Annual Team Holiday Hospital Visits.
- Make-A-Wish Foundation of North Texas.

PRICE'S NFL TOTALS

		DEFENSE										INTERCEPTIONS					FUMBLES REC				
Year Team	GP-GS	ST	AT	TT	Sks-Yds	Tkl/Ls	QB	Prs	PBU	FF	No	Yds	Avg	Lg	TD	No	Yds	Avg	Lg	TD	
2016 Green Bay.....	1-0	0	0	-	0	0.0(0)	0(0)	0	0	0	0	0	0.0	0	0	0	0	0.0	0	0	
2017 Dallas.....	8-0	2	6	-	8	0.0(0)	0(0)	3	0	0	0	0	0.0	0	0	0	0	0.0	0	0	
Totals	9-0	2	6	-	8	0.0(0)	0(0)	3	0	0	0	0	0.0	0	0	0	0	0.0	0	0	

DANIEL ROSS**68 • Defensive Tackle**

6-4 • 300 • 3/5/93

Northeast Mississippi CC • PS(KC) for '17

NFL: 2nd Year • Cowboys: 2nd Year

Games/Starts: 2017-3/0; Career-0/0

Postseason: 2017-0/0; Career-0/0



PRO: Daniel Ross originally signed with the Houston Texans as a college free agent in the 2017 offseason after spending two seasons in the CFL. Ross played for the Edmonton Eskimos in 2014 before missing the 2015 season with an injury. He returned to Edmonton in 2016 but played in only one game with the team. Houston signed Ross following the 2017 draft, but he was released at the conclusion of training camp. He signed with Houston's practice squad and then to the Detroit Lions practice squad before landing with Kansas City's practice squad. After signing to Dallas' active roster for the second half of 2017 from the Chiefs practice squad, Ross played in three games and notched one tackle, one sack, one tackle for loss and two hurries.

TRANSACTION SUMMARY:**11/11/17:** Signed with Dallas.**9/14/17:** Released and signed to Kansas City's practice squad (9/19).**9/8/17:** Released and signed to Detroit's practice squad (9/11).**9/2/17:** Waived and signed to Houston's practice squad (9/3).**5/12/17:** Signed with Houston as a rookie free agent.**2017 (Houston/Detroit/Kansas City/Dallas):**

- Signed with Houston as a college free agent after spending two seasons in the CFL. Released by Houston during final cuts and spent time on Houston, Detroit and Kansas City's practice squads before signing to Dallas' active roster on Nov. 11.
- After signing with Dallas, was inactive for five games before making his NFL debut at Oakland (12/17). Logged his first career tackle and hurry at the Raiders.
- Notched his first career sack and tackle for loss in the season finale at Philadelphia (12/31).

CFL:

- Spent time with the Edmonton Eskimos and the Saskatchewan Roughriders in 2016, appearing in one game with Edmonton.
- Missed all of 2015 with a knee injury.
- Signed with Edmonton at age 20 after two years in community college and spent the 2014 season on the team's practice squad.

COLLEGE:

- Played two seasons (2012-13) at Northeast Mississippi Community College in Booneville, Miss.
- As a sophomore in 2013, recorded a defensive line-high 45 total tackles, 9.5 tackles for loss, one sack and one forced fumble.
- Appeared in seven games as a freshman in 2012 and notched 21 total tackles, 5.5 tackles for loss and 1.5 sacks on the season.

PERSONAL:

- Attended Jefferstontown High School in Louisville, Ky., where he began playing football as a sophomore.
- Was also a standout basketball player, and at one time was ranked as the No. 2 forward/center prep prospect in the state of Kentucky.
- He and his wife, Lauren, have a son, D.J.

COMMUNITY:

- 2018 Dallas Cowboys U High School Camp.
- Annual Team Holiday Hospital Visits.
- Make-A-Wish Foundation of North Texas.

ROSS' COWBOYS TOTALS

		DEFENSE									INTERCEPTIONS					FUMBLES REC				
Year Team	GP-GS	ST	AT	TT	Sks-Yds	Tkl/Ls	QB Prs	PBU	FF	No	Yds	Avg	Lg	TD	No	Yds	Avg	Lg	TD	
2017 Dallas	3-0	1	1	2	1.0(-1)	1(-1)	2	0	0	0	0	0.0	0	0	1	0	0.0	0	0	

COOPER RUSH

7 • Quarterback

6-3 • 225 • 11/21/93

Central Michigan • FA for '17

NFL: 2nd Year • Cowboys: 2nd Year

Games/Starts: 2017-2/0; Career-2/0

Postseason: 2017-0/0; Career-0/0



PRO: Cooper Rush signed with Dallas following the 2017 NFL Draft as a rookie free agent with the hopes of earning a shot as a backup quarterback, and he became the only rookie free agent in 2017 to make the active roster out of training camp. He started the season as the club's third quarterback and gameday inactive, but earned his shot as the primary backup starting in Week Seven. Rush saw time in just two games, but will continue to work to maintain his role as the number two behind Dak Prescott.

TRANSACTION SUMMARY:

5/12/17: Signed with Dallas as a rookie free agent.

2017:

- Signed with Dallas as a rookie free agent and became the only rookie free agent to make the squad out of training camp.
- Saw time late in the fourth quarter in two games - at San Francisco (10/22) and at Philadelphia (12/31).
- Made his NFL debut, playing in the fourth quarter at San Francisco (10/22) and completed one-of-two passes for two yards and rushed twice for 13 yards.
- Played in the finale at Philadelphia (12/31) and attempted just one pass that was incomplete.

COLLEGE:

- Through four years at Central Michigan, completed 1,022-of-1,648 passes for 12,894 yards, 90 touchdowns and 55 interceptions.
- In his final collegiate campaign, threw for 3,450 yards, 23 touchdowns and 16 interceptions, completing 278-of-465 passes (60.0%).
- Started all 13 games as a junior and went 324-for-489 (66.3) for 3,848 yards and 25 touchdowns.
- As a sophomore, started all 13 games and named Division I CoSIDA Academic All-America second-team, completing 243-of-382 passes for 3,157 yards, 27 touchdowns and 13 interceptions.
- Won team Offensive Player of the Year and Academic All-MAC as a redshirt freshman, starting 10-of-11 games and throwing for 2,349 yards with 15 touchdowns and 15 interceptions on 117-of-312 passes (37.5).
- Redshirted as a true freshman.

PERSONAL:

- Three-year starter at Lansing, Mich., Catholic, leading the school to a 13-1 record as a senior, completing 242-of-362 (66.9) passes for 4,002 yards and 48 touchdowns. Added 756 yards and 16 scores on the ground.
- Had a 25-5 record in his prep career.
- Earned his degree in actuarial science.

COMMUNITY:

- 2017 Rookie Club presented by Essilor USA.
- 2017-18 Dallas Cowboys U High School Camp.
- Annual Team Holiday Hospital Visits.
- Kick Off Luncheon and Dallas Cowboys Family Cookbook benefiting Happy Hill Farm.
- Make-A-Wish Foundation of North Texas.
- Salvation Army Angel Tree Christmas Program.

RUSH'S COWBOYS TOTALS

Year Team	GP-GS	PASSING									
		Att	Cmp	Yds	Pct	Yds/Att	TD	Int	Long	Sacks	Rating
2017 Dallas	2-0	3	1	2	33.3	0.7	0	0	2	0/0	42.4

Year Team		RUSHING			
		No	Yds	Avg	Long
2017 Dallas		2	13	6.5	15

JAYLON SMITH

54 • Linebacker

6-2 • 245 • 6/14/95

Notre Dame • D2 for '16 (34th overall)

NFL: 2nd Year • Cowboys: 2nd Year

Games/Starts: 2017-16/6; Career-16/6

Postseason: 2017-0/0; Career-0/0



PRO: Despite suffering a horrific knee injury in his last collegiate game - the 2016 Fiesta Bowl - the Dallas Cowboys took a flier on Jaylon Smith and selected him in the second round (34th overall) of the 2016 NFL Draft. With a surgically-repaired knee, Smith suffered from nerve issues in his foot that kept him on Reserve/NFI his entire rookie season. He rehabbed the injury to return to the field in 2017, and he started six of the 16 games he played, finishing just shy of 100 tackles and earning the team's Ed Block Courage award. Smith will return and fight for a starting spot among Dallas' linebacking corps.

TRANSACTION SUMMARY:

11/22/16: Activated from Reserve/NFI and placed back on Reserve/NFI (12/13).

8/30/16: Placed on Reserve/NFI with a knee injury.

4/29/16: Drafted in the second round (34th overall) by Dallas.

2017:

- Returned to the field after spending 2016 rehabbing a knee injury suffered in college and notched 99 tackles (second on the defense), one sack, four tackles for losses, four pressures, two breakups and two forced fumbles.
- Selected as the team's Ed Block Courage Award winner for his efforts as a role model of inspiration, sportsmanship and courage.
- Made his NFL debut at middle linebacker in place of Anthony Hitchens (knee) and was second on the team with nine tackles and a forced fumble in the opener against the N.Y. Giants (9/10).
- Led the team with 14 stops at Denver (9/17), then had his first career sack, on which he forced a fumble to go with seven tackles in the win at San Francisco (10/22).
- Saw extended action following Sean Lee's (hamstring) injury at Atlanta (11/12) and had two tackles, one for a loss and a pressure.
- Started against Washington (11/30) and placed second on the team with nine tackles.

2016:

- Spent his rookie season on Reserve/NFI after suffering a devastating knee injury in the Fiesta Bowl - his last collegiate game.

COLLEGE:

- A consensus All-American and Butkus Award winner as the best collegiate defensive player after his junior season in which he started all 13 games and led the team in total tackles (114), pass breakups (five), fumble recoveries (two) and ranked third in tackles for loss (9.5), along with one sack, six quarterback hurries and one forced fumble.
- Named team captain for the 2015 season.
- Finished the year as a Butkus Award finalist and Bednarik Award semifinalist as a sophomore after starting all 13 games and leading the Irish in total tackles (112), tackles for loss (nine), tied for second with 3.5 sacks, forced a fumble, recorded two breakups and registered seven pressures.
- Started all 13 games at outside linebacker as a freshman and ranked third on the squad with 67 total tackles, second on the team with 6.5 tackles for loss and added one forced fumble, one fumble recovery, one interception, one quarterback hurry and three pass breakups.

PERSONAL:

- Helped Bishop Luers High School in Fort Wayne, Ind., to four straight Indiana Class 2A state titles as a linebacker and running back as a three-time first-team all-state selection.
- Winner of the 2012 Butkus Award presented by *Pro Football Weekly* to the top high school linebacker in the country and a first-team linebacker on the Parade prep All-America squad.
- Finished his senior season with 1,265 rushing yards and 18 touchdowns on 176 attempts to go with 10 receptions for 66 yards and two more touchdowns - adding 72 tackles, 19.5 tackles for loss, 8.0 sacks, two forced fumbles, one fumble recovery and seven pass deflections on defense.
- Older brother Rod Smith is a running back for the Cowboys.
- Majored in film, television and theater and Notre Dame.

COMMUNITY:

- 2016 Rookie Club.
- 2016-18 Dallas Cowboys U High School Camp.
- 2017 The Salvation Army Disaster Relief Telethon for Hurricane Harvey.
- 2017 NFL My Cause My Cleats Campaign.
- 2018 Reliant Home Run Derby.
- Annual Team Holiday Hospital Visits.
- Kick Off Luncheon and Dallas Cowboys Family Cookbook benefiting Happy Hill Farm.
- Make-A-Wish Foundation of North Texas.

J. SMITH'S COWBOYS TOTALS

		DEFENSE									INTERCEPTIONS					FUMBLES REC				
Year Team	GP-GS	ST	AT	TT	Sks-	Tkl/	QB	PBU	FF	No	Yds	Avg	Lg	TD	No	Yds	Avg	Lg	TD	
					Yds	Ls	Prs													
2017 Dallas	16-6	75	24	99	1.0(-13)	4(-10)	4	2	2	0	0	0.0	0	0	0	0	0	0.0	0	0

SINGLE-GAME HIGHS

Tackles – 14 at Denver, 9/17/17

Solo Tackles – 11 L.A. Rams, 10/1/17

J. SMITH'S CAREER GAME-BY-GAME DEFENSE

2017 (Dallas)										2017 (Dallas), cont.									
Game	ST	AT	TT	Sks Yds	Tkl/ Ls	QB Prs	PBU			Game	ST	AT	TT	Sks Yds	Tkl/ Ls	QB Prs	PBU		
W-NYG 9/10.....	6	3	9							L-PHI 11/19.....	3	1	4		1(-2)				
L-@ Den 9/17.....	10	4	14							L-LAC 11/23.....	6	0	6		1(-2)		1		
W-@ Ari 9/25.....	6	3	9							W-WAS 11/30.....	6	3	9						
L-LAR 10/1.....	11	2	13				1			W-NYG 12/10.....	5	1	6						
L-GB 10/8.....	6	3	9							W-@ Oak 12/17.....	1	1	2						
W-@ SF 10/22.....	5	2	7	1.0(-13)						L-SEA 12/24.....	1	0	1						
W-@ Was 10/29.....	2	1	3				1	1		W-@ Phi 12/31.....	2	0	2		1(-5)				
W-KC 11/5.....	3	0	3				1			Totals	75	24	99	1.0(-13)	4(-10)	4	2		
L-@ Atl 11/12.....	2	0	2				1(-1)	1											

ROD SMITH

45 • Running Back

6-3 • 235 • 1/10/92

Ohio State • W(Sea) for '15

NFL: 4th Year • Cowboys: 4th Year

Games/Starts: 2017-15/1; Career-33/1

Preseason: 2017-0/0; Career-0/0



PRO: Rod Smith signed with the Dallas Cowboys midway through the 2015 season in an effort to bolster the depth at the running back position behind 1,000-yard rusher Darren McFadden. Smith originally signed with Seattle as a rookie free agent following the 2015 NFL Draft, but was waived after one game on the active roster. Dallas claimed him off waivers, and he played in 19 games for Dallas over the remainder of the year as a special teams contributor. He finished the year with five yards on two carries and one catch for six yards offensively. He moved to fullback in 2016 where he played in seven games before spending the remainder of the season on the club's practice squad. Smith returned in 2017 and returned to tail back where he served as a backup to Ezekiel Elliott. Smith played in 15 games with one start in Elliott's absence (suspension) and rushed 55 times for 232 yards with four touchdowns while catching 19 passes for 202 yards with an 81-yard touchdown. He returns in 2018 looking to seal up the spot right behind Elliott.

TRANSACTION SUMMARY:

11/13/16: Waived and signed to Dallas' practice squad.

10/14/15: Claimed off waivers by Dallas.

10/10/15: Activated by Seattle and waived (10/13).

9/5/15: Waived and signed to Seattle's practice squad (9/8).

5/2/15: Signed with Seattle as a rookie free agent.

2017:

- Played in 15 games with his first career start and rushed for 232 yards and four touchdowns on 55 carries (4.2). Also caught 19 passes for 202 yards with an 81-yard touchdown.
- Rushed eight times for 61 yards (both career-highs) with a career-long 45-yard run at San Francisco (10/22).
- Logged his first career start, getting the nod against Philadelphia (11/18) and rushed eight times for 11 yards and returned one kickoff 20 yards.
- Scored his first career touchdown with a two-yard run on Thanksgiving Day against the L.A. Chargers (11/23).
- Rushed for a score in his second straight game with one on 10 carries for 27 yards against Washington (11/30).
- Led the team with a career-high 113 receiving yards at the N.Y. Giants (12/10) to become the fourth club running back (ninth occurrence) to top 100 receiving yards in a game. Had an 81-yard catch-and-run for a touchdown. Also rushed six times for 47 yards with a score - a 15-yarder in the fourth quarter. Is the only player in NFL history with an 80-plus yard receiving touchdown and a rushing score in the fourth quarter of one game.
- Had a rushing touchdown in his fourth straight game, finishing with one on seven carries for 13 yards at Oakland (12/17). Also caught three passes for 21 yards.

2016:

- Played in the first seven games of the season before landing on the practice squad for the remaining 10 weeks.

2015 (Seattle/Dallas):

- Signed with Seattle as a rookie free agent, played in one game, was waived (10/13) and claimed by Dallas on Oct. 14 where he played in 10 games.
- Made his NFL debut at Cincinnati (10/11) and rushed twice for five yards while also playing on special teams.
- Made his Cowboys debut against Seattle (11/1) but did not have any stats.
- Returned his first career kickoff for 26 yards at Tampa Bay (11/15), then caught his first career pass for six yards on Thanksgiving Day against Carolina (11/26).

COLLEGE:

- Finished his five-year career as a running back at Ohio State with 40 games played, amassing 107 carries for 549 yards (5.1) and eight touchdowns as primarily a goal line back, while adding nine catches for 94 yards and a touchdown out of the backfield.
- Played in seven games as a fifth-year senior in 2014, rushing 24 times for 101 yards and a career-high four touchdowns.
- Played in 10 games in 2013, rushing 22 times for 117 yards and a touchdown.
- Appeared in all 12 games for the unbeaten Buckeyes in 2012 and was in on 75 snaps from scrimmage, registering career-bests in rushing attempts (32), yards (215) and average (6.7), adding two touchdowns. He also contributed on special teams, leading the team in kickoff returns (13), yards (303) and average (23.3).
- Played in 10 games as a redshirt freshman in 2011 and had carries in three of them, totaling 29 rushes for 116 yards (4.0) and a touchdown.

PERSONAL:

- Carried the football 1,000 times during his high school career at Paul Harding, Ind., High School and set the SAC conference career rushing record with 6,625 yards and 66 touchdowns.
- Also was all-conference in basketball and ran on the state runner-up 4x100 relay team.
- Teamed with Dallas' 2016 first round pick Elliott at Ohio State, and his brother, Jaylon, was Dallas' second round selection in 2016.
- Majored in African-American studies.
- Has a daughter, Sydney.

COMMUNITY:

- 2015 Rookie Club presented by UnitedHealthcare.
- 2015 Early Thanksgiving Day meal at The Salvation Army.
- 2016-18 Dallas Cowboys U High School Camp.
- Annual Team Holiday Hospital Visits.
- Kick Off Luncheon and Dallas Cowboys Family Cookbook benefiting Happy Hill Farm.
- Make-A-Wish Foundation of North Texas.
- Salvation Army Angel Tree Christmas Program.

R. SMITH'S NFL TOTALS

Year Team	GP-GS	RUSHING					RECEIVING				
		No	Yds	Avg	Long	TD	No	Yds	Avg	Long	TD
2015 Seattle.....	1-0	2	5	2.5	3	0	0	0	0.0	0	0
Dallas	10-0	0	0	0.0	0	0	1	6	6.0	6	0
2016 Dallas	7-0	0	0	0.0	0	0	1	4	4.0	4	0
2017 Dallas	15-1	55	232	4.2	45	4	19	202	10.6	81t	1
Totals	33-1	57	237	4.2	45	4	21	212	10.1	81t	1

ADDITIONAL STATISTICS

Kickoff Returns – 2015 (1 for 26 yards), 2016 (1 for 19 yards), 2017 (1 for 20 yards). **Totals: (3 for 65 yards, 21.7 avg.).**

Special Teams Tackles – 2015 (0-1-1), 2016 (2-2-4), 2017 (5-0-5). **Totals: (7-3-10).**

TYRON SMITH**77 • Tackle**


6-5 • 320 • 12/12/90

Southern California • D1 for '11 (9th overall)

NFL: 8th Year • Cowboys: 8th Year

Games/Starts: 2017-13/13; Career-105/105

Postseason: 2017-0/0; Career-3/3

**PRO BOWLS**

PRO: For just the fourth time in team history, and first time since 1981, the Dallas Cowboys selected an offensive lineman in the first round of the draft when they picked Tyron Smith with the ninth overall pick in the 2011 NFL Draft. He also became the second-highest offensive lineman drafted in Cowboys history behind John Niland, who was selected fifth in the 1966 Draft. Smith stepped in and immediately took over the starting right tackle spot as a rookie, starting all

16 games he played to become the first rookie to start all 16 games along the offensive line since Rob Pettitt in 2005 and the third overall to do so. In his second season, Smith manned the blind side, moving to left tackle. In 2013 Smith returned as the club's starting left tackle, and his work through the season proved he could be a dominant force on the Cowboys line as he earned his first career trip to the Pro Bowl as a starter. He signed an eight-year extension during 2014 training camp and was a key part of a line that paved the way for the NFL's rushing leader (DeMarco Murray - 1,845 yards), the second-ranked rushing attack (2,354), the most efficient passer in the league and in team history (Tony Romo - 69.9 completion percent and 113.2 rating) and the league's receiving touchdown leader (Dez Bryant - 16) to earn his second straight trip to the Pro Bowl. He earned his third straight trip to the all-star game following the 2015 season after helping Darren McFadden to his second career 1,000-yard rushing season and the first time in team history the Cowboys had two different running backs top 1,000 yards in consecutive seasons. In 2016 Smith was part of an offensive line that led the way for the league's leading rusher (Ezekiel Elliott, 1,631 yards) and the NFL's second-ranked rushing attack. En route to his fourth straight Pro Bowl selection, Smith & Co. also helped rookie quarterback Dak Prescott establish league rookie records in quarterback rating (104.9) and completion percentage (67.8). Behind the line, Prescott became the second player, first rookie, with 3,500-plus pass yards and less than five interceptions (Tom Brady, 2010 and 2016) while also being the first rookie quarterback drafted in the fourth round-or-later to start all 16 games of an NFL season. In 2017 Smith was limited to 13 games, suffering from groin and knee injuries through the season, but performed at a level to earn his fifth straight Pro Bowl appearance, helping block for an offense that topped 2,000 rushing yards in consecutive seasons.

TRANSACTION SUMMARY:

12/29/17: Placed on Reserve/Injured with a knee injury.

7/30/14: Signed an eight-year contract extension through 2023.

4/28/11: Drafted in the first round (ninth overall) by Dallas.

2017:

- Selected to his fifth overall and fifth consecutive Pro Bowl, playing 13 games, missing three with injuries.
- Was placed on Reserve/Injured with a knee injury prior to the season finale at Philadelphia (12/31).
- At San Francisco (10/22) the offense totaled 501 yards, including 265 on the ground, for the 20th 500-yard game in team history.
- Played and started his 100th career game in the contest against Kansas City (11/5) but injured his groin late in the fourth quarter.
- Missed the next two games and returned to start on Thanksgiving Day against the L.A. Chargers (11/23).
- Suffered a knee injury in the second half at Oakland (12/17) then was sidelined against Seattle (12/24) three plays in the game with the injury.
- Placed on Reserve/Injured with the knee injury on Dec. 29.

2016:

- Started all 13 games he played, missing three with a back injury, earned his fourth consecutive trip to the Pro Bowl, and blocked for the league's leading rusher and the second-ranked rushing attack.
- Behind the line's work, Prescott also earned Offensive Rookie of the Year honors while Elliott took home FedEx Ground Player of the Year.
- Earned AP and *Sporting News* All-Pro first-team, PFWA All-NFL and was part of a line that earned Built Ford Tough Offensive Line of the Year honors.
- Did not yield a sack in the season opener against the N.Y. Giants (9/11) as Prescott became the fourth Cowboys rookie to start a season at quarterback. Also blocked for Elliott, who became the fourth rookie rusher to start the opener for the club. The rookies became only the second combo of rookies to start an opener for the club.
- Inactive/Injured (back) for the Sunday night win against Chicago (9/25) and at San Francisco (10/2) but returned against Cincinnati (10/9) and helped Elliott to his third straight 130-yard game - the first 100-yard rusher allowed by Cincinnati on the season.
- At Green Bay (10/16) blocked for Elliott's fourth straight 130-yard outing - first NFL rookie, 11th rusher overall to accomplish the feat - the first player to rush for over 100 yards against the Packers on the season. Also allowed Prescott to throw for a season-high three touchdown passes on 18-of-27 attempts.
- Led the way for Dallas' first 300-yard passer (Prescott-319), 100-yard receiver (Bryant-116) and 100-yard rusher (Elliott-114) since 2013 as the offense racked up its seventh straight 400-yard game.
- Helped the offense tie an NFL record with eight consecutive 400-yard games as the offense finished with 417 yards against Baltimore (11/20). The club scored points on each of its final eight drives.
- Against Tampa Bay (12/18) blocked for Elliott's top rushing yard performance of the year (159 yards) as the offense rushed for 185 yards and two touchdowns on 32 runs. Also helped Prescott to the second-highest completion percentage (88.9 - minimum 30 attempts) in NFL history.

- In the home finale against Detroit (12/26), injured his knee in the third quarter as the offense averaged 7.2 yards-per-play (375 yards on 52 plays), rushing for 164 yards on 30 carries (5.5) and two touchdowns and throwing for 222 yards and a season-high four scores. It was only the third time since 2010 - and fourth since 2000 - that the Cowboys had six offensive touchdowns in a game.
- Was inactive for the regular season finale in Philadelphia (1/1/17) and returned for the Divisional Playoff Game against Green Bay (1/15/17), helping block for an offense that had a 100-yard rusher (Elliott-125), 100-yard receiver (Bryant-132) and a 300-yard passer (Prescott-302) for only the second time in team playoff history. The club also racked up 429 yards - seventh in a game in team playoff history.

2015:

- Selected to play in his third straight Pro Bowl after starting all 16 games for the third straight season, fourth overall, allowing McFadden to rush for his second career 1,000-yard season. It was the first time in team history the Cowboys had two different rushers top 1,000 yards in consecutive seasons.
- Against Atlanta (9/27) blocked for an offense that averaged 6.0 yards-per-rush with four rushing touchdowns - the most by a Cowboys offense since four at Arizona (11/15/98). All four came in the first half, the second time in franchise history Dallas had four rushing touchdowns in a half - first half against the N.Y. Giants, 12/1/63.
- Against Philadelphia (11/8) helped the offense rack up 411 yards as McFadden topped 100 rushing yards (117) and two receivers (Cole Beasley, 112, and Bryant, 104) both topped 100 receiving yards to mark the first time since 1999 Dallas had a pair of 100-yard receivers along with a 100-yard rusher.
- Blocked for an offense that rushed for 171 yards and one touchdown on 20 carries (8.6), including long runs of 50, 45 and 22 yards at Green Bay (12/13).

STAFF

- McFadden rushed for his fifth 100-yard game and the line blocked for Kellen Moore's NFL debut after he stepped in for Matt Cassel at the beginning of the second quarter against the N.Y. Jets (12/19).
- In Moore's first career start, did not yield a sack on 31 attempts as the running game averaged 4.8 yards-per-carry (25 for 121) at Buffalo (12/27).
- The season finale against Washington (1/3/16) saw the offense rack up a season-high 512 yards, including 435 passing yards by Moore - sixth in a game in team history.

2014:

- Started all 16 games for the league's second-ranked rushing offense, blocking for the league's rushing leader and the most efficient quarterback and earned his second straight Pro Bowl selection.
- Was a key component helping Murray set a league record by rushing for at least 100 yards in each of the first eight games of the season while rushing for a team-record 1,845 yards.
- Again blocked for Murray, who rushed for 167 yards (third in his career) and a touchdown on 29 carries in the win at Tennessee (9/14). The offense rushed for 220 yards and controlled the clock for 41:11.
- Led the way for Murray to rush for 100 yards - his third straight 100-yard game to become the third Cowboy with 100 yards in each of the first three games of a season - and did not yield a sack in Dallas' all-time greatest comeback win (without overtime) at St. Louis (9/21).
- In the win over New Orleans (9/28), blocked for 190 yards and two scores on 35 runs (5.4) and allowed Murray to rush for 149 yards and both scores on 24 carries (6.5) to become the seventh NFL rusher, third Cowboy with 100 yards in four straight games to open the season. Murray also was only the fourth rusher with four 100-yard games with at least one touchdown in each of the first four games of a season.
- At Seattle (10/12) became the first offensive lineman since Brian Waters (2004) and the first offensive tackle since Erik Williams (1992) to take home Offensive Player of the Week honors after helping Murray join Brown (1958) as the only two men in NFL history with six straight 100-yard games to open a season.
- In the comeback win at the N.Y. Giants (11/23), blocked for Murray's 10th 100-yard game (121 yards).
- Guided Murray to his club-record tying 11th 100-yard game of the season with 179 yards - second in his career - and a touchdown in the Thursday night win at Chicago (12/4). Also protected Romo to complete 80.8% of his passes with three touchdowns, one sack and no picks for a 138.0 rating.
- The offense had 127 yards on 40 carries and Romo completed a club-record 90.0% (18-of-20) of his passes with four touchdowns and a personal-best 151.7 rating in the NFC East clinching win against Indianapolis (12/21).
- In the season-ending win at Washington (12/28), allowed Murray to break the club single-season rushing record (1,845) and the club-record for 100-yard games (12), finishing with 100 yards and a touchdown.
- Helped block for Murray to rush for 123 yards (ninth in a postseason game in team history) and a touchdown on 25 carries (4.9) in the Divisional Playoff loss at Green Bay (1/11/15). Also allowed Romo to complete 78.9% (15-of-19) of his passes for 191 yards, two touchdowns and a rating of 143.6 as the line yielded four sacks.

2013:

- Had a solid season as the club's starting left tackle, opening all 16 games for the second time in his career and earned his first career Pro Bowl selection.
- Helped the offense rush for 193 yards, including 175 by Murray, as Romo threw three touchdown passes in the win over St. Louis (9/22).
- Helped block for Romo against Denver (10/6), who finished with a club-record 506 yards with five touchdowns, completing 25-of-36 passes for a 140.0 rating. The offense gained 522 yards (tied for 12th in club history) and scored six touchdowns (tied for 11th).
- Helped block for three Murray rushing touchdowns against Oakland (11/28). It was the first multi-rushing touchdown game by a Cowboy running back since Marion Barber had two at New Orleans (12/10/09) and the first three-score game since Julius Jones at Seattle (12/6/04).
- The offense racked up 466 yards (second this season) behind Murray's 134 yards (7.4) with one touchdown and Romo's 358 yards and two touchdowns against Green Bay (12/15).

2012:

- Made the move to left tackle and started all 15 games he played, missing one with an ankle injury.
- Helped the offense rack up 5,994 net yards - third in a season in team history - as Romo threw for a career-high and club record 4,903 yards.
- In the opener at the N.Y. Giants (9/5), started at left tackle for the first time in his career and helped block for a 100-yard rusher (Murray-131), 100-yard receiver (Kevin Ogletree-114) and a 300-yard passer (Romo-307).
- At Baltimore (10/14) helped block for 227 rushing yards, the most ever allowed by the Ravens, and the most for Dallas since rushing for 297 against St. Louis (10/23/11).
- Helped block for Romo, who threw for a then career-high 437 yards - third in team history - on a club-record 62 attempts with 36 completions - good for second in team history - against the N.Y. Giants (10/28).
- Suffered a left ankle injury in the second quarter and missed the rest of the game against Cleveland (11/18).
- Was active but did not play (ankle) against Washington (11/22), but returned to the starting lineup against Philadelphia (12/2) to block for Romo to throw for three touchdowns, complete 81.5% of his passes and finish with a 150.5 rating.
- Helped Romo throw for 416 yards - his third 400-yard game of the season - and four touchdowns in the overtime loss to New Orleans (12/23).

2011:

- Made his NFL debut at right tackle at the N.Y. Jets (9/11), helping Romo throw for 342 yards and two touchdowns on 23-of-36 passes.
- Along with fellow 2011 draft choice Bill Nagy, it was the first time in franchise history a Cowboys team started two rookies on the offensive line in the season opener. The pair also became the seventh and eighth rookie linemen to ever start a season opener and the first since Rob Pettiti in 2005. Overall, they were the 38th and 39th rookies to start an opener for Dallas.
- Allowed time for Romo to throw for 345 yards and two touchdowns - his 20th straight game with a scoring toss and 28th career 300-yard game - in the overtime win at San Francisco (9/18).
- In the home-opening win over Washington (9/26), helped block for 125 rushing yards, including a career-best 115 yards by Felix Jones.
- Blocked for Romo's 30th career 300-yard performance as the offense gained 377 yards of offense at New England (10/16).
- Opened holes for Murray to rush for a club-record 253 yards as the team finished with the fourth-most rushing yards in a game in team history (294) against St. Louis (10/23).
- The offense scored a touchdown on each of its first four possessions for the first time in team history and totaled 433 yards of offense while not yielding a sack in the win over Buffalo (11/13).

TYRON SMITH

2017 SEASON

RECORDS

PLAYOFF RECORDS

HISTORY

SIDELINES

COLLEGE:

- All-America first-team selection by *The NFL Draft Report* and rated the best offensive tackle eligible for the 2011 draft as a junior.
- Recipient of the Morris Trophy, given to the top offensive lineman in the Pac-10, based on a vote by the conference's defensive linemen.
- Consensus All-Pac 10 first-team and named USC's Offensive Lineman of the Year.
- Started 12 games at right tackle and was the only lineman in the conference to record 100 knockdowns while adding 13 touchdown-resulting blocks and yielding just one sack the entire season.
- Saw time on special teams, blocking a pair of extra point attempts.
- Started the first 12 games of his sophomore season and was an All-American selection by *The NFL Draft Report* and honorable mention by *College Football News*.
- Earned honorable mention All-Pac 10 Conference pick helping USC average 149.5 rushing yards-per-game, along with 24 rushing touchdowns.
- Served as the backup left tackle and played on special teams as a true freshman, playing in 10 games, missing only one due to injury.

PERSONAL:

- Was a two-way lineman at Rancho Verde High School in Moreno Valley, Calif., and earned numerous honors as a senior, including, *Parade*, *SuperPrep*, *PrepStar* and *Scout.com* All-America first-team.
- Consensus five-star pick who ranked 15th on the Rivals 100 list and as a junior, made Cal-Hi Sports all-state underclassmen second-team.
- Majored in public policy, management and planning at USC.

COMMUNITY:

- 2011 Rookie Club presented by UnitedHealthcare.
- 2012-16 Dallas Cowboys Draft Day/Fan Appreciation Party.
- 2012-18 Dallas Cowboys U High School Camp.
- 2014-18 Reliant Home Run Derby benefiting The Salvation Army.
- 2014-16 Albertson's All Star Gala benefiting The Salvation Army and Muscular Dystrophy Association.
- 2014 NFL Play 60 clinic, London, England.
- 2014 Fan Appreciation Pep Rally, London, England.
- 2014 Cowboys/NFL United Way Play 60 campaign.
- 2015-16 Taste of the NFL: The Ultimate Cowboys Tailgate Party host benefiting North Texas Food Bank.
- 2015-17 Dirk Nowitzki Heroes Celebrity Baseball Game (2015 MVP).
- 2016 Offensive Line Visit to North Texas Food Bank.
- 2016 Ford Firehouse Restoration.
- 2017 The Salvation Army Disaster Relief Telethon for Hurricane Harvey.
- 2017 Thanksgiving Military Family Surprise presented by Ford.
- WrestleMania 32 week community event Make-a-Wish private signing at Dave & Buster's.
- Annual Holiday Hospital Visits.
- Kick Off Luncheon and Dallas Cowboys Family Cookbook benefiting Happy Hill Farm.
- Make-A-Wish Foundation of North Texas.
- Salvation Army Angel Tree Christmas Program.

T. SMITH'S COWBOYS TOTALS

GAMES/STARTS (regular season, playoffs): 2011 (16/16), 2012 (15/15), 2013 (16/16), 2014 (16/16, 2/2), 2015 (16/16), 2016 (13/13, 1/1), 2017 (13/13). **Total: 105/105, 3/3.**

GEOFF SWAIM**87 • Tight End****6-4 • 260 • 9/16/93****Texas • D7c for '15 (246th overall)****NFL: 4th Year • Cowboys: 4th Year****Games/Starts: 2017-15/2; Career-28/9****Postseason: 2017-0/0; Career-0/0**

PRO: The Dallas Cowboys traded a 2016 pick to acquire one last pick when they selected Geoff Swaim with the 246th pick in the seventh round of the 2015 NFL Draft. Swaim finished his collegiate career at the University of Texas, seeing most of his playing time as a blocking tight end. He has the athletic ability to develop into an all-around tight end, and saw time in multiple tight end sets as a rookie, playing in four games with one start, sticking around the line most of the time as an extra run blocker. His blocking abilities were on display for the first half of the 2016 season before a torn pec landed him on Reserve/Injured. He returned in 2017 to play in 15 games with two starts, seeing most of his time as an extra blocker in the run game. With the retirement of Jason Witten in 2018, Swaim, as the lead veteran of the group, has an opportunity to take on a much bigger role for the Cowboys.

TRANSACTION SUMMARY:

- 11/16/16:** Placed on Reserve/Injured with a pectoral injury.
5/2/15: Drafted in the seventh round (246th overall) by Dallas.

2017:

- Played in a career-high 15 games - starting two - and finished with two catches for 25 yards while helping the club rush for 2,170 yards - its first back-to-back 2,000-yard rushing seasons since 1998-99.
- Caught a pass for seven yards at San Francisco (10/22).
- Started as the third tight end for the win in Oakland (12/17).

2016:

- Started six of the nine games he played, catching six passes for 69 yards before a pectoral injury landed him on Reserve/Injured in November.
- Started the opener against the N.Y. Giants (9/11) as the second tight end and caught one pass for 21 yards.
- Caught two passes for 29 yards with a career-long 28-yarder at Washington (9/18) then helped block for 194 yards and a 36:27 time of possession at San Francisco (10/2).
- Started at Green Bay (10/16) and helped block for Ezekiel Elliott's fourth straight 130-yard game.
- After starting as the second tight end at Pittsburgh (11/13), suffered a pectoral injury that forced him from the game, required surgery and landed him on Reserve/Injured.

2015:

- Was a gameday inactive for a majority of his rookie season but saw time in four games with one start.
- Made his NFL debut with James Hanna (knee) sidelined at Philadelphia (9/20) and caught his first career pass (0 yards) while helping the offense control the clock for 40:25.
- Against New England (10/11) made his first career start as the club opened with three tight ends and Hanna (ankle) was sidelined.
- Saw his next game action at Buffalo (12/27) and was part of a front that did not yield a sack in Kellen Moore's first career start.

COLLEGE:

- Started all 13 games, spending most of his time helping block for a running game that rushed for 1,786 yards and seven touchdowns.
- Played in 13 games with nine starts as a junior transfer at Texas, earning honorable mention All-Big 12 selection by the coaches.
- Helped Butte College in Oroville, Calif., to its second straight 10-1 record and the 2012 NorCal Conference Championship.
- Earned 2012 All-California Community College Region 1 first-team honors, catching nine passes for 88 yards with a team-high three touchdowns.
- Played in four games as a freshman and caught five passes for 23 yards.

PERSONAL:

- Earned all-selection and all-league honors as a senior linebacker at Pleasant Valley High School in Chico, Calif.
- Notched 124 tackles, six sacks, an interception and fumble recovery with two blocked PATs while also catching five passes for 57 yards as a senior.
- Also played for Pleasant Valley's basketball team.
- Majored in corporate communications at Texas.

COMMUNITY:

- 2015 Rookie Club presented by UnitedHealthcare.
- 2015-18 Dallas Cowboys U High School Camp.
- 2016 Fashion's for First Downs Dallas Cowboys Women's Charity Fashion Show.
- WrestleMania 32 week community event at Children's Health Medical Center.
- 2016 Dallas Cowboys Draft Day/Fan Appreciation Party.
- 2017 The Salvation Army Disaster Relief Telethon for Hurricane Harvey.
- Annual Team Holiday Hospital Visits.
- Kick Off Luncheon and Dallas Cowboys Family Cookbook benefiting Happy Hill Farm.
- Make-A-Wish Foundation of North Texas.
- Salvation Army Angel Tree Christmas Program.

SWAIM'S COWBOYS TOTALS

Year Team	GP-GS	RECEIVING					SPECIAL TEAMS TACKLES									
		No	Yds	Avg	Long	TD	Solo	Ast	Tot	FF	FR	BP	BFG	BX		
2015 Dallas	4-1	1	0	0.0	0	0	0	0	—	0	0	0	0	0	0	0
2016 Dallas	9-6	6	69	11.5	28	0	0	0	—	0	0	0	0	0	0	0
2017 Dallas	15-2	2	25	12.5	18	0	0	1	—	0	0	0	0	0	0	0
Totals	28-9	9	94	10.4	28	0	0	1	—	0	0	0	0	0	0	0
Playoffs																
2016 Dallas	0-0	RESERVE/INJURED-Pectoral					RESERVE/INJURED-Pectoral									

CHARLES TAPPER

99 • Defensive End

6-3 • 270 • 5/7/93

Oklahoma • D4a for '16 (101st overall)

NFL: 3rd Year • Cowboys: 3rd Year

Games/Starts: 2017-2/0; Career-2/0

Postseason: 2017-0/0; Career-0/0



PRO: The Dallas Cowboys added to their pass rush arsenal with the selection of Charles Tapper in the fourth round (101st overall) of the 2016 NFL Draft. A speed rusher with the tools and measurables to wreak havoc on opposing tackles at the defensive end position, Tapper ran the fastest 40-yard dash of any defensive lineman at the 2016 NFL Combine, clocking in at a blazing 4.59 seconds. He was slowed through his rookie training camp with a back injury that eventually put him on Reserve/Injured before his season really got under way. He spent the entire year rehabbing, then returned in 2017 to play in two games before a foot injury landed him back on Reserve/Injured. After another season of rehab, Tapper looks to breakout and become the fast edge rusher he was at Oklahoma.

TRANSACTION SUMMARY:

10/5/17: Placed on Reserve/Injured with a foot injury.

9/28/16: Placed on Reserve/Injured with a back injury.

4/28/16: Drafted in the fourth round (101st overall) by Dallas.

2017:

- Played in just two games before a foot injury landed him on Reserve/Injured.
- Made his NFL debut in the season opener against the N.Y. Giants (9/10) and had his first career sack and tackle.
- Suffered a foot injury during a practice leading up to the game against Green Bay (10/18) and landed on Reserve/Injured.

2016:

- Dealt with some nagging back issues early in training camp that eventually put him on Reserve/Injured, missing his entire rookie year.

COLLEGE:

- Earned All-American honorable mention honors from *Sports Illustrated* and named All-Big 12 first-team by league coaches, AP, ESPN.com and Phil Steele, after starting all 13 games and tallying 50 tackles, 7.0 sacks, 10 tackles for loss, four forced fumbles and three pass deflections as a senior rush end for the Sooners.
- Earned honorable mention All-Big 12 honors from the league's coaches in his junior season, starting all 13 games at defensive end and recording 37 tackles, eight tackles for loss, 3.0 sacks, two pass deflections, one forced fumble and a fumble recovery.
- Named All-Big 12 first team by coaches and Phil Steele while starting 12-of-13 games and registering 49 tackles, nine tackles for loss, 5.5 sacks and a pass deflection as a sophomore.
- Played in five games as a true freshman, registering two tackles.

PERSONAL:

- Attended City College High School in Baltimore, Md., where he was labeled a three-star recruit by ESPN.com, Rivals.com and Scout.com after finishing his senior season with 100 tackles and five sacks on defense, while also catching 10 passes for 200 yards and five touchdowns as a tight end.
- Began playing football his junior year of high school and was also a standout basketball player for Nike Baltimore Elite.
- Majored in communications at Oklahoma.

COMMUNITY:

- 2016 Rookie Club.
- 2016-18 Dallas Cowboys U High School Camp.
- 2017 Dallas Cowboys Draft Day/Fan Appreciation Party.
- Annual Holiday Hospital Visits.
- Kick Off Luncheon and Dallas Cowboys Family Cookbook benefiting Happy Hill Farm.
- Make-A-Wish Foundation of North Texas.
- Salvation Army Angel Tree Christmas Program.

TAPPER'S COWBOYS TOTALS

Year Team	GP-GS	DEFENSE										INTERCEPTIONS				FUMBLES REC			
		ST	AT	TT	Sks-Yds	Tkl/Ls	QB Prs	PBU	FF	No	Yds	Avg	Lg	TD	No	Yds	Avg	Lg	TD
2016 Dallas.....	0-0	0	0	0	0.0(0)	0(0)	0	0	0	0	0	0.0	0t	0	0	0	0.0	0	0
2017 Dallas.....	2-0	1	2	3	1.0(-9)	0(0)	0	0	0	0	0	0.0	0t	0	0	0	0.0	0	0
Totals	2-0	1	2	3	1.0(-9)	0(0)	0	0	0	0	0	0.0	0t	0	0	0	0.0	0	0
Playoffs																			
2016 Dallas.....	0-0																		

RESERVE/INJURED-Back

RESERVE/INJURED

RESERVE/INJURED

DUKE THOMAS

26 • Cornerback

5-10 • 192 • 5/21/94

Texas • FA for '17

NFL: 2nd Year • Cowboys: 2nd Year

Games/Starts: 2017-0/0; Career-0/0

Postseason: 2017-0/0; Career-0/0



PRO: Duke Thomas signed a futures contract with the Dallas Cowboys following the 2016 season with the hopes of competing for a spot in the defensive backfield. Those hopes were put on hold after Thomas suffered a foot injury in the third preseason game and landed on Reserve/Injured for the season. After spending 2017 rehabbing, Thomas looks to earn a spot in the young defensive backfield rotation.

TRANSACTION SUMMARY:

9/2/17: Placed on Reserve/Injured with a foot injury.

1/16/17: Signed with Dallas as a future.

12/20/16: Signed to San Francisco's practice squad.

10/11/16: Signed to Philadelphia's practice squad and waived (10/21).

5/5/16: Signed with Houston as a rookie free agent and waived (9/8).

2017:

- After signing as a future in the offseason, went to camp with Dallas but injured his foot in the third preseason game and landed on Reserve/Injured for the season.

2016 (Houston/Philadelphia/San Francisco):

- Signed with Houston as a rookie free agent but was released before the start of the season.
- Signed to Philadelphia's practice squad on Oct. 11 but was released on Oct. 21.
- Was out of football until signing to San Francisco's practice squad on Dec. 20.

COLLEGE:

- Honorable mention All-Big 12 as a senior, starting all 12 games in the defensive backfield for Texas and placing third on the team with 58 tackles and second in breakups (five).
- Started 13 games as a junior, earning All-Big 12 honorable mention and leading the team with 10 breakups and tying for second with three interceptions.
- Started 10 of the 13 games he played and led the unit with three interceptions.
- Played as a reserve cornerback and on special teams as a freshman, playing in 13 games and tying for second with eight special teams stops.

PERSONAL:

- All-American and three-year starter at multiple positions for Copperas Cove, Texas, High School.
- Tallied 2,520 rushing yards and 1,700 passing yards over his final two seasons, earning *Sports Illustrated* High School All-America honorable mention as a senior.
- Earned his degree in corporate communications.

COMMUNITY:

- 2017-18 Dallas Cowboys U High School Camp.

D. THOMAS' NFL TOTALS

		DEFENSE										INTERCEPTIONS					FUMBLES REC				
Year Team	GP-GS	ST	AT	TT	DEFENSE		QB	Prs	PBU	FF	INTERCEPTIONS					FUMBLES REC					
					Sks-Yds	Tk/Ls					No	Yds	Avg	Lg	TD	No	Yds	Avg	Lg	TD	
2017 Dallas	0-0					RESERVE/INJURED-Foot															

JOE THOMAS

48 • Linebacker

6-1 • 232 • 5/6-91

South Carolina State • UFA for '18

NFL: 4th Year • Cowboys: 1st Year

Games/Starts: 2017-12/1-GB; Career-42/8

Postseason: 2017-0/0; Career-5/2



PRO: Joe Thomas signed with the Dallas Cowboys in the early stages of free agency heading into 2018, giving the Cowboys a core special teams player and a veteran presence at the linebacker position. Thomas originally signed with Green Bay as a rookie free agent following the 2014 NFL Draft, and played in 42 games over three seasons with the Packers, compiling 115 tackles, 1.5 sacks, 11 breakups and an interception.

TRANSACTION SUMMARY:

- 3/22/18:** Signed a one-year contract with Dallas through 2018.
3/20/17: Signed a one-year contract with Green Bay through 2017.
9/21/15: Signed to Green Bay's active roster.
11/3/14: Signed to Green Bay's practice squad, waived (9/5/15), then signed to Dallas' practice squad (9/8/15).
2/12/14: Signed with Green Bay as a rookie free agent and waived (8/30).

2017 (Green Bay):

- Played in 12 games and compiled 14 tackles, 0.5 sacks and a pass breakup.

2016 (Green Bay):

- Set career highs in games played (16), starts (seven), total tackles (77) and passes defended (eight), while also registering the first interception and fumble recovery of his career.
- Recorded a career-best 10 tackles against Seattle (12/11) and matched it the next week with 10 tackles at Chicago (12/18).
- Played in all three postseason contests with two starts, tying for fourth on the team with 13 total tackles.

2015 (Green Bay/Dallas):

- Was with the Packers during the preseason before being waived (9/5). Signed to Dallas' practice squad (9/8), and then signed to Green Bay's 53-man roster (9/21) for the remainder of the season.
- Played in 14 games in 2015 and registered 24 tackles, 1.0 sacks, a forced fumble, four pressures and two passes defended. Added nine tackles on special teams, which was tied for fourth on the team.
- Played in both postseason contests and recorded eight tackles.

2014 (Green Bay):

- Signed with the Packers as a rookie free agent and was on Green Bay's practice squad for the final eight games of the regular season and both playoff contests.

COLLEGE:

- Appeared in 41 games with 30 starts for the Bulldogs in his four year career, compiling 271 tackles, 31 tackles for loss, 11.5 sacks, nine passes defended, four interceptions, two forced fumbles and three fumble recoveries.
- Started all 13 games in which he played as a senior in 2013 and notched a team-high 115 tackles, including 19 for a loss, 7.5 sacks, five passes defended, an interception, earning first-team All-Conference honors.
- Started the first six games of the season, but had his 2012 junior season cut short after suffering an injury. Compiled 39 tackles, five tackles for loss, a sack, a pass defended and a forced fumble.
- Named the team's defensive MVP after he started all 11 games for the Bulldogs defense as a sophomore, finishing second on the team with 100 tackles, five tackles for loss, 2.5 sacks, a team-high three interceptions and a fumble recovery.
- Played in 11-of-12 games, contributing on special teams as a redshirt freshman and finished with 17 tackles.

PERSONAL:

- Lettered four years as a running back at Blackville-Hilda High School in Blackville, S.C., earning all-state honors as a senior in 2008 and a junior in 2007.
- Named the Division 1A South Carolina Player of the Year after rushing for 1,976 yards and 31 touchdowns as a senior.
- His cousin, Troy Brown, played wide receiver for the New England Patriots from 1993-2007 and won three Super Bowls during his career.
- Earned his degree in business.

COMMUNITY:

- 2018 Dallas Cowboys U High School Camp.

J. THOMAS' NFL TOTALS

		DEFENSE								INTERCEPTIONS					FUMBLES REC				
Year Team	GP-GS	ST	AT	TT	Sks- Yds	Tk/ Ls	QB Prs	PBU	FF	No	Yds	Avg	Lg	TD	No	Yds	Avg	Lg	TD
2015 Green Bay	14-0	16	8	24	1.0(-2)	2(-2)	4	2	0	0	0	0.0	0t	0	0	0	0.0	0	0
2016 Green Bay	16-7	62	15	77	0.0(0)	3(-4)	0	8	0	1	9	9.0	9t	0	1	0	0.0	0	0
2017 Green Bay	12-1	6	8	14	0.5(-6)	2(-3)	0	1	0	0	0	0.0	0t	0	0	0	0.0	0	0
Totals	42-8	84	31	115	1.5(-8)	7(-9)	4	11	0	1	9	9.0	9t	0	1	0	0.0	0	0
Playoffs																			
2015 Green Bay	2-0	7	1	8	0.0(0)	0(0)	0	0	0	0	0	0.0	0	0	0	0	0.0	0	0
2016 Green Bay	3-2	10	3	13	0.0(0)	0(0)	0	0	0	0	0	0.0	0	0	0	0	0.0	0	0
Totals	5-2	17	4	21	0.0(0)	0(0)	0	0	0	0	0	0.0	0t	0	0	0	0.0	0	0
SPECIAL TEAMS TACKLES																			
Year Team		Solo	Ast	Tot	FF	FR	BP	BFG	BXP										
2015 Green Bay		6	3	9	0	0	0	0	0										
2016 Green Bay		2	0	2	0	0	0	0	0										
2017 Green Bay		2	0	2	0	0	0	0	0										
Totals		10	3	13	0	0	0	0	0										

DEONTE THOMPSON

15 • Wide Receiver

6-0 • 209 • 2/14/1989

Florida • FA for '18

NFL: 8th Year • Cowboys: 1st Year

Games/Starts: 2017-16/10; Career-53/16

Postseason: 2017-1/1; Career-1/1



PRO: The Dallas Cowboys added Deonte Thompson to their receiving corps in 2018 with the hope that his speed and quickness would add another element to their passing attack and help stretch opposing defenses in the passing game. Thompson originally signed with Baltimore as a rookie free agent following the 2012 NFL Draft, and spent three seasons with the Ravens between their active roster and the practice squad. He signed with Buffalo off the Ravens practice squad towards the end of the 2014 season, and made a brief appearance in Buffalo before signing with Chicago Bears, where he played in 28 games and made 35 catches over three seasons. He rejoined Buffalo in 2017 after five games to start the year with Chicago and had his most successful season as a pro, establishing career-bests in catches (38), yards (555) and yards-per-catch (14.6) in a full season of work. Thompson has started 16-of-53 games in his pro career, recording 77 catches for 1,032 yards (13.4) and four touchdowns.

TRANSACTION SUMMARY:

- 3/22/18:** Signed with Dallas.
- 10/11/17:** Released by Chicago and signed with Buffalo (10/18).
- 3/23/17:** Signed a one-year deal with Chicago.
- 3/24/16:** Signed a one-year deal with Chicago.
- 9/11/15:** Released by Buffalo and signed to Chicago's practice squad (9/22) and activated (11/10).
- 12/8/14:** Signed with Buffalo.
- 9/26/14:** Signed to Baltimore's practice squad.
- 9/20/14:** Released by Baltimore, re-signed (9/23), and released (9/24).
- 5/11/12:** Signed with Baltimore as a rookie free agent.

2017 (Chicago/Buffalo):

- Played in five games with three starts for Chicago before being released and signing with Buffalo, where he appeared in the final 11 games of the season and established career-bests in catches (38), yards (555) and yards-per-catch (14.6) in a full season of work between the two teams. Also had 11 kick returns for 229 yards.
- Recorded the second 100-yard receiving game of his career in his first game with Buffalo after being released by the Bears, hauling in four catches for 107 yards against Tampa Bay (10/22).
- Had a season-best seven receptions for 81 yards and a touchdown at the N.Y. Jets (11/2).

2016 (Chicago):

- Started six-of-16 games for Chicago and had 22 receptions for 249 yards (11.3) and two touchdowns.
- Also posted career-highs with 35 kickoff returns for 804 yards (23.0 avg.).

2015 (Buffalo/Chicago):

- Went to camp with the Bills, was released during final cuts, and signed with Chicago, where he played in seven games and caught two passes for 81 yards, while also returning 14 kicks for a 29.2-yard average.

2014 (Baltimore/Buffalo):

- Spent the majority of the season on Baltimore's practice squad, but signed with Buffalo in December and appeared in one game for the Bills.

2013 (Baltimore):

- Played in seven games and recorded 10 catches for 96 yards on offense while returning seven kicks for a 28.7-yard average.

2012 (Baltimore):

- Caught five passes and returned kickoffs 15 times for a 25.9-yard average in six game appearances.

COLLEGE:

- Started 34-of-51 games for the Gators, recording 101 catches for 1,446 yards (14.3 avg) and nine touchdowns.
- As a senior, appeared in all 13 games, starting 10, and tied for third on the team with 21 catches for 264 yards and one touchdown.
- Played in all 13 games as a junior in 2010, starting all but one, and posted a team-high 38 receptions for 507 yards (15.0 avg.) and a touchdown.
- In 2009 started all 12 games that he appeared in, recording 24 catches for 343 yards and a career-high four touchdowns.
- Appeared in all 14 games as a redshirt freshman in 2008, recording 18 catches for 269 yards (14.9 avg.) and three touchdowns.

PERSONAL:

- Helped lead Glades Central, Fla., to the Class 3A state championship in 2006 with 30 receptions for 504 yards and eight touchdowns, while also rushing for 82 yards and two touchdowns and earning a selection as a U.S. Army All-American.
- Ran the 100 and 200 meters for the track & field team.
- Earned a degree in communications from North Carolina and was the recipient of a 2013 ACC Postgraduate Honorary Scholarship after spending every semester on the dean's list.

COMMUNITY:

- 2018 Dallas Cowboys U High School Camp.

THOMPSON'S NFL TOTALS

Year Team	GP-GS	RECEIVING					RUSHING				
		No	Yds	Avg	Long	TD	No	Yds	Avg	Long	TD
2012 Baltimore.....	6-0	5	51	10.2	25	0	0	0	0.0	0	0
2013 Baltimore.....	7-0	10	96	9.6	33	0	0	0	0.0	0	0
2014 Buffalo.....	1-0	0	0	0.0	0	0	0	0	0.0	0	0
2015 Chicago.....	7-0	2	81	40.5	45	0	0	0	0.0	0	0
2016 Chicago.....	16-6	22	249	11.3	24	2	0	0	0.0	0	0
2017 Chicago.....	5-3	11	125	11.4	20	1	0	0	0.0	0	0
Buffalo.....	11-7	27	430	15.9	46	1	2	-5	-2.5	0	0
Totals	53-16	77	1,032	13.4	46	4	2	-5	-2.5	0	0
Playoffs											
2017 Buffalo.....	1-1	2	23	11.5	14	0	1	9	9.0	9	0
Year Team		KICKOFF RETURNS					SINGLE-GAME HIGHS				
		No	Yds	Avg	Long	TD					
2012 Baltimore.....		15	389	25.9	49	0	Receptions – 8 vs. Green Bay, 12/18/16				
2013 Baltimore.....		7	201	28.7	47	0	Receiving Yards – 110 vs. Green Bay, 12/18/16				
2014 Buffalo.....		0	0	0.0	0	0	Long Reception – 46 yards, at New England, 12/24/17				
2015 Chicago.....		14	409	29.2	74	0					
2016 Chicago.....		35	804	23.0	64	0					
2017 Chicago.....		11	229	20.8	29	0					
Buffalo.....		0	0	0.0	0	0					
Totals		82	2,032	24.8	74	0					

THOMPSON'S CAREER GAME-BY-GAME RECEIVING

2012 (Baltimore)						2014 (Buffalo)					
Game	No	Yds	Avg	Long	TD	Game	No	Yds	Avg	Long	TD
W-Cin 9/10.....	1	25	25.0	25	0	SIGNED 12/8					
L-@ Phi 9/16.....						W-GB 12/14.....					
W-NE 9/23.....						L-@ Oak 12/21.....					
W-Cle 9/27.....						L-@ NE 12/28.....					
W-@ KC 10/7.....						Totals	0	0	0.0	0	0
W-Dal 10/14.....			INACTIVE			2015 (Chicago)					
L-@ Hou 10/21.....			INACTIVE			No	Yds	Avg	Long	TD	
W-@ Cle 11/4.....			INACTIVE			SIGNED 9/22					
W-Oak 11/11.....			INACTIVE			L-@ Sea 9/27.....			PRACTICE SQUAD		
W-@ Pit 11/18.....			INACTIVE			W-Oak 10/4.....			PRACTICE SQUAD		
W-@ SD 11/25.....			INACTIVE			W-@ KC 10/11.....			PRACTICE SQUAD		
L-Pit 12/2.....			INACTIVE			L-@ Det 10/18.....			PRACTICE SQUAD		
L-@ Was 12/9.....			INACTIVE			L-Min 11/1.....			PRACTICE SQUAD		
L-Den 12/16.....			INACTIVE			W-@ SD 11/9.....			PRACTICE SQUAD		
W-NYG 12/23.....			INACTIVE			W-@ STL 11/15.....			INACTIVE		
L-@ Cin 12/30.....	4	26	6.5	11	0	L-Den 11/22.....					
Totals	5	51	10.2	25	0	W-@ GB 11/26.....					
2013 (Baltimore)						L-SF 12/6.....					
Game	No	Yds	Avg	Long	TD	L-Was 12/13.....	1	36	36.0	36	0
L-@ Den 9/5.....			INACTIVE/INJURED-Foot			L-@ Min 12/20.....					
W-Cle 9/15.....			INACTIVE/INJURED-Foot			W-@ TB 12/27.....					
W-Hou 9/22.....			INACTIVE/INJURED-Foot			L-Det 1/3/16.....	1	45	45.0	45	0
L-@ Buf 9/29.....	4	50	12.5	33	0	Totals	2	81	40.5	45	0
W-@ Mia 10/6.....	2	11	5.5	6	0	2016 (Chicago)					
L-GB 10/13.....						No	Yds	Avg	Long	TD	
L-@ Pit 10/20.....											
L-@ Cle 11/3.....	3	24	8.0	10	0	L-@ Hou 9/11.....					
W-Cin 11/10.....						L-Phi 9/19.....					
L-@ Chi 11/17.....	1	11	11.0	11	0	L-@ Dal 9/25.....					
W-NYJ 11/24.....			INACTIVE			W-Det 10/2.....					
W-Pit 11/28.....			INACTIVE			L-@ Ind 10/9.....					
W-Min 12/8.....			INACTIVE			L-Jac 10/16.....					
W-@ Det 12/16.....			INACTIVE			L-@ GB 10/20.....	1	4	4.0	4	0
L-NE 12/22.....			INACTIVE			W-Min 10/31.....					
L-@ Cin 12/29.....			INACTIVE			L-@ TB 11/13.....					
Totals	10	96	9.6	33	0	L-@ NYG 11/20.....	1	10	10.0	10	0
						L-Ten 11/27.....	5	44	8.8	14	1
						W-SF 12/4.....	2	19	9.5	11	0
						L-@ Det 12/11.....	2	28	14.0	24	0
						L-GB 12/18.....	8	110	13.8	20	0
						L-@ Was 12/24.....	3	34	11.3	18	1
						L-@ Min 1/1/17.....					0
						Totals	22	249	11.3	24	2

THOMPSON'S CAREER GAME-BY-GAME, cont.

2017 (Chicago)						2017 (Buffalo), cont.					
Game	No	Yds	Avg	Long	TD	Game	No	Yds	Avg	Long	TD
L-Alt 9/10.....	1	15	15.0	15	0	L-NO 11/12.....	1	10	10.0	10	0
L-@ TB 9/17.....	4	57	14.3	20	1	L-@ LAC 11/19.....	3	36	12.0	19	0
W-Pit 9/24.....	1	9	9.0	9	0	W-@ KC11/26.....	1	6	6.0	6	0
L-@ GB 9/28.....	5	44	8.8	15	0	L-NE 12/3.....	2	21	10.5	12	0
L-Min 10/9.....						W-Ind 12/10.....	1	34	34.0	34	0
Totals	11	125	11.4	20	1	W-Mia 12/17.....	1	16	16.0	16	0
2017 (Buffalo)						L-@ NE 12/24.....	4	91	22.8	46	0
Game	No	Yds	Avg	Long	TD	W-@ Mia 12/31.....	2	23	11.5	13	0
W-TB 10/22.....	4	107	26.8	44	0	Totals	27	430	15.9	46	1
W-Oak 10/29.....	1	5	5.0	5	0	Playoffs					
L-@ NYJ 11/2.....	7	81	11.6	26t	1	L-@ Jax 1/7/18.....	2	23	11.5	14	0

JIHAD WARD (JUH-hahd)

51 • Defensive Tackle

6-5 • 290 • 5/11/94
 Illinois • T(Oak) for '18
 NFL: 3rd Year • Cowboys: 1st Year
 Games/Starts: 2017-5/1-Oak; Career-21/14
 Postseason: 2017-0/0; Career-0/0



PRO: The Dallas Cowboys added a tall, big-bodied athletic defender when they traded Ryan Switzer to Oakland to add Jihad Ward. Ward is a young, physical talent who can play a number of positions on the defensive line and looks to thrive under the tutelage of Rod Marinelli. Through his first two pro seasons in Oakland, Ward played in 21 games with 14 starts and posted 33 tackles, 11 pressures, one sack and a fumble recovery.

TRANSACTION SUMMARY:

- 4/28/18:** Acquired in a trade with Oakland for Ryan Switzer.
- 4/29/16:** Drafted in the second round (44th overall) by Oakland.

2017 (Oakland):

- Played in five games with one start in his second pro season and logged two tackles, a sack and one pressure.
- Registered his first career sack at Philadelphia (12/25).

2016 (Oakland):

- Started 13 of the 16 games he played as a rookie and had 31 tackles, 10 pressures and a fumble recovery.
- Made his NFL debut in a start at New Orleans (9/11) and had one tackle and a fumble recovery.
- Posted a season-best five tackles at Kansas City (12/8).

COLLEGE:

- Played his final two collegiate seasons at Illinois after transferring from Globe Institute of Technology in New York, N.Y.
- Tallied 104 tackles, 4.5 sacks, five fumble recoveries, three forced fumbles and three breakups in 25 games for the Illini.
- Started all 12 games at both tackle and end as a senior and notched 43 tackles, 1.5 sacks, two breakups, a forced fumble and a fumble recovery.
- After transferring from Globe, started all 13 games at end as a junior and posted 51 tackles, 3.0 sacks, four fumble recoveries, two forced fumbles and a pass breakup.
- In two seasons at Globe, tallied 81 tackles and 10.0 sacks.
- Played in seven games as a sophomore, racking up 26 tackles, three for a loss and 2.0 sacks.
- As a freshman, notched 55 tackles and 8.0 sacks.

PERSONAL:

- Was a two-way player at Edward W. Bok Technical High School in Philadelphia, Pa.
- Earned all-city in each of his final two prep seasons.
- Majorred in sports management at Illinois.

COMMUNITY:

- 2018 Dallas Cowboys U High School Camp.

WARD'S NFL TOTALS

		DEFENSE								INTERCEPTIONS					FUMBLES REC				
Year Team	GP-GS	ST	AT	TT	Sks- Yds	Tkl/ Ls	QB Prs	PBU	FF	No	Yds	Avg	Lg	TD	No	Yds	Avg	Lg	TD
2016 Oakland.....	16-13	21	10-	31	0.0(0)	0(0)	10	0	0	0	0	0.0	0	0	1	0	0.0	0	0
2017 Oakland.....	5-1	1	1-	2	1.0(-9)	0(0)	1	0	0	0	0	0.0	0	0	0	0	0.0	0	0
Totals	21-14	22	11-	33	1.0(-9)	0(0)	11	0	0	0	0	0.0	0	0	1	0	0.0	0	0

TERRANCE WILLIAMS

83 • Wide Receiver

6-2 • 210 • 9/18/89

Baylor • D3a for '13 (74th overall)

NFL: 6th Year • Cowboys: 6th Year

Games/Starts: 2017-16/14; Career-80/66

Postseason: 2017-0/0; Career-3/3



PRO: The Dallas Cowboys added a talented wide receiver when they selected local product, Terrance Williams, in the third round (74th overall) of the 2013 NFL Draft out of Baylor. He started eight-of-16 games as a rookie and had 736 yards and five touchdowns on 44 catches. With the departure of Miles Austin in 2014 free agency, Williams secured a starting spot opposite Dez Bryant, and although his receptions and yards totals dropped, his touchdown total improved (from five to eight) and his knack for the big play was evident, especially in the post season - three touchdown catches averaging 40.7 yards each. Williams played a more prominent role in 2015 with Bryant sidelined for a good part of the season with a foot injury, finishing with a team-high 840 yards and tied for second with 52 catches and three touchdowns. In 2016 Williams caught 44 passes for 594 yards and four touchdowns. After signing a four-year extension through 2020 prior to 2017 free agency, Williams was second on the team with 568 yards and third with 53 receptions. Prior to his collegiate career at Baylor in Waco, Texas, Williams starred at nearby W.T. White High School in Dallas.

TRANSACTION SUMMARY:

3/11/17: Signed a four-year contract with Dallas through 2020.

4/26/13: Drafted in the third round (74th overall) by Dallas.

2017:

- With 14 starts in 16 games, was second on the team with 568 yards and third with 53 catches. Also rushed twice for 15 yards.
- Became the 18th player in club history to top 3,000 career receiving yards with 36 on two catches at Washington (10/29).
- Led the team with a career-best nine receptions for 141 yards (third in his career) against Kansas City (11/5).

2016:

- Started 15 of the 16 games he played and finished fourth in receptions (44) and yards (594) while placing third with four touchdowns.
- Had four catches for a team-high 88 yards with a lost fumble in the Sunday night win over Chicago (9/25).
- Had his first touchdown of the season on a 20-yard pass and totaled four catches for 44 yards with the score in the win at San Francisco (10/2).
- At Cincinnati (10/9) led the team with five catches and 70 yards with all five catches resulting in first downs.
- Caught four passes for a team-best 75 yards, including a 42-yard catch to set up a touchdown, at Green Bay (10/16). All four of his catches resulted in a first down.
- Had a 10-yard toe-tapping touchdown catch on Thanksgiving Day against Washington (11/24), then led the team with five catches and 76 yards with a 31-yard scoring catch at the N.Y. Giants (12/11).
- In the Divisional Game against Green Bay (1/15/17), caught four passes for 68 yards.

2015:

- Started 13-of-16 games and led the team with a career-high 840 yards, tied for second with a career-best 52 catches and tied for second with three touchdowns.
- In the season-opening comeback win against the N.Y. Giants (9/13), caught five passes for 60 yards - tied for second on the team - including a key eight-yard out route to get out of bounds on the game-winning drive.
- Caught four passes for 84 yards, including a 42-yard touchdown, in the win at Philadelphia (9/20).
- At New Orleans (10/4) caught three passes for 49 yards, including a 24-yarder to help set up his 17-yard touchdown catch late in the fourth quarter to tie the game at 20-20.
- Topped 100 career receptions after catching two passes for 20 yards against Seattle (11/1), then tied for the team lead with four catches for a team-high 79 yards with a 31-yard touchdown at Miami (11/22).
- At Buffalo (12/27) became the 29th Cowboys pass catcher to reach 2,000 career yards, finishing with 62 and tying for the team-high with four catches.
- Led the team with eight receptions for a career-high 173 yards against Washington (1/3/16).

2014:

- Started all 16 games and was second on the team in touchdown catches (eight - career-high), third in yards (621) and tied for fourth in receptions (37).
- Opened the season against San Francisco (9/7) with four catches (tied for the team lead) for 50 yards (third) and a touchdown.
- Had a 12-yard touchdown catch that was the go-ahead score at St. Louis (9/21) - Dallas' biggest come-from-behind win in regulation in squad history.
- In the win over New Orleans (9/28), led the team with six catches, 77 yards and two touchdowns - his first career multi-touchdown game.
- Caught two passes for 71 yards with a 43-yard touchdown - his third straight game with a touchdown score - in the overtime win against Houston (10/5).
- Tied his season-high (led the team) with six catches for 69 yards in the overtime loss to Washington (10/27).
- In the NFC East clinching win over Indianapolis (12/21), caught two passes for 52 yards with two touchdowns - the second multi-touchdown game of his season and career.
- Had three receptions for 92 yards and two touchdowns in the Wild Card Playoff game against Detroit (1/4/15). His first score was on a 76-yard and was the fourth-longest reception in club playoff history and his second was an eight-yard game-winner with 2:32 remaining in the fourth quarter.
- Had one catch for a 38-yard touchdown in the Divisional Playoff Game at Green Bay (1/11/15).

STAFF

TERRANCE
WILLIAMS

2017 SEASON

RECORDS

PLAYOFF
RECORDS

HISTORY

SIDELINES

2013:

- Played in all 16 games with eight starts as a rookie and was fourth on the team with 44 catches and third with 736 yards and five touchdowns.
- Tied for fourth in team history among rookies in catches, was fourth in yards and tied for fourth in touchdowns.
- Made his NFL debut as a starter as the club opened with three receivers against the N.Y. Giants (9/8) and caught his first career passes - two for 32 yards. Became the first rookie receiver to start a season opener for the club since Antonio Bryant in 2002.
- Led the team at San Diego (9/29) with seven catches and was second with 71 yards.
- Started against Denver (10/6) as the club opened with three receivers and led the squad with his first career 100-yard game (151) with his first career touchdown on a career-long 82-yard catch. Became the first Dallas rookie to top 100 yards since Dez Bryant in 2010, had the most yards by a Cowboys rookie since Antonio Bryant's 170 at Washington (12/29/02) and the sixth-most by a rookie in team history.
- Finished the win at Philadelphia (10/20) with six catches for 71 yards and a touchdown - his third straight game with a scoring grab. Became the fifth different Cowboys rookie pass catcher with a touchdown reception in three straight games, and it was the sixth time in franchise history a player accomplished the feat.
- Had two catches for 64 yards with a 64-yard touchdown - his fourth straight game with a touchdown catch - at Detroit (10/27). Has the longest touchdown streak by a rookie in club history (four) and has two touchdown catches of 60-or-more yards on the season - the first Dallas Cowboy to do that since Terrell Owens in 2008.
- Started at Washington (12/22) and caught four passes for 84 yards, with 51-yarder to setup the winning score.

COLLEGE:

- Named All-Big 12 Conference first-team, first-team All-American by *The NFL Draft Report* and was the first offensive skill player in Bears history to be named unanimous All-American and finalist for the Biletnikoff Award.
- Started all 13 games as a senior and led the nation with an average of 140.92 receiving yards-per-game on a career-high 97 receptions - good for second in school history - for a school single-season record 1,832 yards with 12 touchdowns, second in team record books.
- His 1,832 receiving yards placed him second in Big 12 and seventh in NCAA FBS record books.
- Started 11 of the 13 games he played as a junior, earning All-Big 12 Conference second-team honors from *Dallas Morning News* after finishing second on the team with 59 catches for 957 yards (16.2) and 11 scores.
- Caught 43 passes for 484 yards (11.3) and four scores, starting 10-of-13 games played as a sophomore.
- Appeared in all 12 games as a reserve receiver and on special teams as a redshirt freshman, posting one rush for three yards, eight punt returns for 90 yards and 20 kickoff returns for 427 yards.

PERSONAL:

- Played on both sides of the ball at W.T. White High School in Dallas, Texas.
- Hauled in 59 passes for 972 yards with eight touchdowns as a senior, earning all-district honors and Class 5A all-state honorable mention by the Texas Sports Writers Association.
- Earned first-team all-district as a junior after posting 30 catches for 615 yards and five touchdowns.
- Graduated with a degree in general studies from Baylor in December 2012.

COMMUNITY:

- 2013 Rookie Club presented by UnitedHealthcare.
- 2013 Guest Coach at Youth Football Camp at Baylor University for children of West, Texas explosion.
- 2013-18 Dallas Cowboys U High School Camp.
- 2014-15 UnitedHealthCare Youth Football Experience/Guest Coach and Speaker.
- 2014-15 Draft Day/Fan Appreciation Party.
- 2014, 2016 Dirk Nowitzki Heroes Celebrity Baseball Game.
- 2014 NFL Play 60 clinic, London, England.
- 2014 Fan Appreciation Pep Rally, London, England.
- 2015-16 Reliant Home Run Derby benefiting the Salvation Army.
- 2015-16 Children's Cancer Fund Fashion Show.
- 2016 NFL My Cause My Cleats campaign.
- 2017 The Salvation Army Disaster Relief Telethon for Hurricane Harvey.
- Annual Team Holiday Hospital Visits.
- Kickoff Luncheon and Dallas Cowboys Family Cookbook benefiting Happy Hill Farm.
- Make-A-Wish Foundation of North Texas.
- Salvation Army Angel Tree Christmas Program.

WILLIAMS' COWBOYS TOTALS

Year Team	GP-GS	RECEIVING					RUSHING				
		No	Yds	Avg	Long	TD	No	Yds	Avg	Long	TD
2013 Dallas.....	16-8	44	736	16.7	82t	5	3	4	1.3	5	0
2014 Dallas.....	16-16	37	621	16.8	51	8	0	0	0.0	0	0
2015 Dallas.....	16-13	52	840	16.2	42t	3	0	0	0.0	0	0
2016 Dallas.....	16-15	44	594	13.5	47	4	0	0	0.0	0	0
2017 Dallas.....	16-14	53	568	10.7	56	0	2	15	7.5	9	0
Totals	80-66	230	3,359	14.6	82t	20	5	19	3.8	9	0
Playoffs											
2014 Dallas.....	2-2	4	130	32.5	76t	3	0	0	0.0	0	0
2016 Dallas.....	1-1	4	68	17.0	24	0	0	0	0.0	0	0
Totals	3-3	8	198	24.8	76t	3	0	0	0.0	0	0

ADDITIONAL STATISTICS

Special Teams Tackles - 2013 (0-2-2).

2-pt. Conversion - 2013 (1).

Kickoff Returns - 2013 (6 for 142 yards), 2015 (1 for 9 yards).

Totals: (7 for 151).

SINGLE-GAME HIGHS

Receptions - 9 vs. Kansas City, 11/5/17

Receiving Yards - 173 vs. Washington, 1/3/16

Receiving Touchdowns - 2 vs. New Orleans, 9/28/14 and vs. Indianapolis, 12/21/14

WILLIAMS' CAREER GAME-BY-GAME
RECEIVING

Game	2013 (Dallas)				
	No	Yds	Avg	Long	TD
W-NYG 9/8.....	2	32	16.0	23	0
L-@ KC 9/15.....	3	28	9.3	20	0
W-STL 9/22.....					
L-@SD 9/29.....	7	71	10.1	14	0
L-Den 10/6.....	4	151	37.8	82t	1
W-Was 10/13.....	2	27	13.5	15t	1
W-@ Phi 10/20.....	6	71	11.8	25	1
L-@ Det 10/27.....	2	64	32.0	60t	1
W-Min 11/3.....	2	33	16.5	29	0
L-@ NO 11/10.....	1	21	21.0	21t	1
W-@ NYG 11/24.....	1	10	10.0	10	0
W-Oak 11/28.....	3	23	7.7	14	0
L-@ Chi 12/9.....	2	36	18.0	18	0
L-GB 12/15.....	4	46	11.5	27	0
W-@ Was 12/22.....	4	84	21.0	51	0
L-Phi 12/29.....	1	39	39.0	39	0
Totals	44	736	16.7	82t	5

Game	2014 (Dallas)				
	No	Yds	Avg	Long	TD
L-SF 9/7.....	4	50	12.5	21	1
W-@ Ten 9/14.....	2	20	10.0	12	0
W-@ STL 9/21.....	2	32	16.0	20	1
W-NO 9/28.....	6	77	12.8	23t	2
W-Hou 10/5.....	2	71	35.5	43t	1
W-@ Sea 10/12.....	2	70	35.0	47	0
W-NYG 10/19.....	1	18	18.0	18t	1
L-Was 10/27.....	6	69	11.5	18	0
L-Ari 11/2.....	2	19	9.5	11	0
W-@ Jac 11/9 (Lon.)					
W-@ NYG 11/23.....	1	18	18.0	18	0
L-Phi 11/27.....	2	38	19.0	20	0
W-@ Chi 12/4.....					
W-@ Phi 12/14.....	2	19	9.5	11	0
W-Ind 12/21.....	2	52	26.0	43t	2
W-@ Was 12/28.....	3	68	22.7	51	0
Totals	37	621	16.8	51	8

Playoffs					
W-Det 1/4/15.....	3	92	30.7	76t	2
L-@ GB 1/11/15.....	1	38	38.0	38t	1
Totals	4	130	32.5	76t	3

Game	2015 (Dallas)				
	No	Yds	Avg	Long	TD
W- NYG 9/13.....	5	60	12.0	21	0
W-@ Phi 9/20.....	4	84	21.0	42t	1
L-Atl 9/27.....					
L-@ NO 10/4.....	3	49	16.3	24	1
L-NE 10/11.....	2	30	15.0	17	0
L-@ NYG 10/25.....	4	70	17.5	27	0
L-Sea 11/1.....	2	20	10.0	15	0
L-Phi 11/8.....	3	27	9.0	11	0

Game	2015 (Dallas), cont.				
	No	Yds	Avg	Long	TD
L-@ TB 11/15.....	2	33	16.5	17	0
W-@ Mia 11/22.....	4	79	19.8	31t	1
L-Car 11/26.....	4	39	9.8	13	0
W-@ Was 12/7.....	2	63	31.5	38	0
L-@ GB 12/13.....	3	38	12.7	19	0
L-NYJ 12/19.....	2	13	6.5	8	0
L-@ Buf 12/27.....	4	62	15.5	22	0
L-Was 1/3/16.....	8	173	21.6	36	0
Totals	52	840	16.2	42t	3

Game	2016 (Dallas)				
	No	Yds	Avg	Long	TD
L-NYG 9/11.....	3	34	11.3	14	0
W-@ Was 9/18.....					
W-Chi 9/25.....	4	88	22.0	47t	0
W-@ SF 10/2.....	4	44	11.0	20t	1
W-Cin 10/9.....	5	70	14.0	21	0
W-@ GB 10/16.....	4	75	18.8	42	0
W-Phi 10/30.....	2	25	12.5	15	0
W-@ Cle 11/6.....	2	19	9.5	15	0
W-@ Pit 11/13.....	1	5	5.0	5	0
W-Bal 11/20.....	1	11	11.0	11	0
W-Was 11/24.....	1	10	10.0	10t	1
W-@ Min 12/1.....	2	13	6.5	18	0
L-@ NYG 12/11.....	5	76	15.2	31t	1
W-TB 12/18.....	3	30	10.0	13	0
W-Det 12/16.....	4	61	15.3	30	0
L-@ Phi 1/1/17.....	3	33	11.0	15	1
Totals	44	594	13.5	47	4

Playoffs					
L-GB 1/15/17.....	4	68	17.0	24	0

Game	2017 (Dallas)				
	No	Yds	Avg	Long	TD
W-NYG 9/10.....	6	68	11.3	23	0
L-@ Den 9/17.....	4	17	4.3	6	0
W-@ Ari 9/25.....	3	47	15.7	22	0
L-LAR 10/1.....	4	34	8.5	13	0
L-GB 10/8.....	2	14	7.0	10	0
W-@ SF 10/22.....					
W-@ Was 10/29.....	2	36	18.0	25	0
W-KC 11/5.....	9	141	15.7	56	0
L-@ Atl 11/12.....	1	9	9.0	9	0
L-Phi 11/19.....	4	35	8.8	19	0
L-LAC 11/23.....	4	54	13.5	38	0
W-WAS 11/30.....	2	21	10.5	11	0
W-@ NYG 12/10.....	3	25	8.3	10	0
W-@ Oak 12/17.....	3	19	6.3	8	0
L-SEA 12/24.....	4	43	10.8	17	0
W-@ Phi 12/31.....	2	5	2.5	3	0
Totals	53	568	10.7	56	0

DAMIEN WILSON

57 • Linebacker

6-0 • 245 • 5/28/93
Minnesota • D4 for '15 (127th overall)
NFL: 4th Year • Cowboys: 4th Year
Games/Starts: 2017-16/9; Career-48/15
Postseason: 2017-0/0; Career-1/0



PRO: The Dallas Cowboys continued to build their young depth at linebacker with the selection of Damien Wilson with their fourth round pick (127th overall) in the 2015 NFL Draft. As a rookie, Wilson played in all 16 games, mainly on special teams and was third on the unit with nine tackles. He built off his special teams success as a rookie and played

a more prominent role on the team in 2016, playing in all 16 games and starting the first six games of his career. He tallied 35 tackles, placing 12th on the team. Wilson started nine-of-16 games played in 2017 to post 39 tackles (11th on the team) with his first career full sack and will look to play a bigger role in Dallas' linebacking corps in 2018.

TRANSACTION SUMMARY:

5/2/15: Drafted in the fourth round (127th overall) by Dallas.

2017:

- Started nine-of-16 games played and was 11th on the team with 39 tackles with five hurries, one breakup and a sack - the first full sack of his career.
- Added seven special teams tackles - sixth on the team.
- Had his first career full sack, along with one tackle, one pressure and two special teams tackles at San Francisco (10/22).

2016:

- Played in all 16 games for the second consecutive season while starting the first six games of his career, finishing with 35 tackles, four stops for losses, three pressures, one breakup and a half sack. Added six stops on special teams.
- Logged his first career sack, splitting one with Anthony Hitchens, along with a pair of special teams stops at Cleveland (11/6).
- Earned his first career start against Baltimore (11/20) and had two tackles.
- Had a career-high nine tackles with three tackles for loss and two pressures in the finale at Philadelphia (1/1/17).

2015:

- Played in all 16 games, seeing most of his action on special teams, and finished third on the team with nine coverage tackles. On defense, he tallied seven tackles, two for losses, with one pressure.
- Made his NFL debut in the season opener, playing on special teams, against the N.Y. Giants (9/13) but did not record any stats.
- Recorded his first career stats - a pair of special teams tackles - in the win at Philadelphia (9/20).
- Saw time on defense with Sean Lee (concussion) missing the second half at New Orleans (10/4) and logged his first defensive stats - seven tackles, two stops for losses and a pressure - with one special teams stop.

COLLEGE:

- Started 12-of-13 games played as a senior to lead the team with 119 tackles - most tackles by a Gopher since Kim Royston made 123 in 2011 - a team-high 10.5 tackles for loss and tied for the team-lead with 4.0 sacks. Also recorded one interception, four pass breakups, one forced fumble and two fumble recoveries.
- Named to the media's All-Big Ten first-team, the coaches' All-Big Ten second-team and received the team's Carl Eller Award (outstanding defensive player) and Linebacker of the Year honors.
- In his first season at Minnesota, started 12-of-13 games at linebacker as a junior and was second on the team with 78 tackles and recorded 5.5 tackles for loss and one sack.
- Transferred to Jones County Junior College as a sophomore and led the team to a 6-3 record and anchored a defense that allowed only 18.1 points per game.
- Led the Mississippi Association of Community & Junior Colleges (MACJC), and was fourth in the nation, with a team-high 122 tackles (76 solo) at linebacker while starting all nine games. Also posted six tackles for loss, two sacks and two pass breakups.
- As a true freshman at Alcorn State, tallied a team-best 69 tackles, 16 tackles for loss and 6.5 sacks while starting nine-of-10 games at defensive end.

PERSONAL:

- Attended Amite County High School in Liberty, Miss.
- Majored in business and marketing education at Minnesota.

COMMUNITY:

- 2015 Rookie Club presented by United Healthcare.
- 2015-18 Dallas Cowboys U High School Camp.
- 2015 Early Thanksgiving Day meal at The Salvation Army.
- 2017 Draft Day/Fan Appreciation Party.
- 2017 The Salvation Army Disaster Relief Telethon for Hurricane Harvey.
- Annual Team Holiday Hospital Visits.
- Kickoff Luncheon and Dallas Cowboys Family Cookbook benefiting Happy Hill Farm.
- Make-A-Wish Foundation of North Texas.
- Salvation Army Angel Tree Christmas Program.

WILSON'S COWBOYS TOTALS

		DEFENSE								INTERCEPTIONS					FUMBLES REC				
Year Team	GP-GS	ST	AT	TT	Yds	Tkl/ Ls	QB Prs	PBU	FF	No	Yds	Avg	Lg	TD	No	Yds	Avg	Lg	TD
2015 Dallas	16-0	4	3	7	0.0(0)	2(-4)	1	0	0	0	0	0.0	0	0	0	0	0.0	0	0
2016 Dallas	16-6	26	9	35	0.5(-4)	4(-10)	3	1	0	0	0	0.0	0	0	0	0	0.0	0	0
2017 Dallas	16-9	25	14	39	1.0(-1)	0(0)	5	1	1	0	0	0.0	0	0	0	0	0.0	0	0
Totals	48-15	55	26	81	1.5(-5)	6(-14)	9	2	1	0	0	0.0	0	0	0	0	0.0	0	0
Playoffs																			
2016 Dallas	1-0	0	0	0	0.0(0)	0(0)	0	0	0	0	0	0.0	0	0	0	0	0.0	0	0
		SPECIAL TEAMS TACKLES								SINGLE-GAME HIGHS									
Year Team		Solo	Ast	Tot	FF	FR	BP	BFG	BXP										
2015 Dallas		5	4	9	0	0	0	0	0	Tackles – 9 at Philadelphia, 1/1/17 Solo Tackles – 7 at Philadelphia, 1/1/17									
2016 Dallas		2	4	6	0	0	0	0	0										
2017 Dallas		6	1	7	1	0	0	0	0										
Totals		13	9	22	1	0	0	0	0										

XAVIER WOODS (ECK-zay-vee-er)

25 • Safety

5-11 • 205 • 7/26/95
Louisiana Tech • D6a for '17 (191st overall)
NFL: 2nd Year • Cowboys: 2nd Year
Games/Starts: 2017-16/4; Career-16/4
Postseason: 2017-0/0; Career-1/0



PRO: Xavier Woods was chosen by the Dallas Cowboys in the sixth round (191st overall) of the 2017 NFL Draft and was placed in the mix for playing time at the safety position as a rookie. Woods also lined up as a nickel cornerback and played in all 16 games, starting four, seeing most of his early season action on special teams. After closing his collegiate career with 14 career picks - fifth all-time in Louisiana Tech history, Woods looks to build off his rookie pro season and tap into his defensive play making ability in 2018.

TRANSACTION SUMMARY:

4/29/17: Drafted in the sixth round (191st overall) by Dallas.

2017:

- Made his NFL debut in the opener on special teams against the N.Y. Giants (9/10), then logged his first career tackle (an assist) at Denver (9/17).
- Broke up one pass, had a special teams stop and recovered a fumble on kick coverage at San Francisco (10/22), then notched four tackles and his first career interception at Atlanta (11/12).
- Got his first career start with Jeff Heath (concussion) inactive against Philadelphia (11/19) and notched five tackles.
- Had his first career tackle for a loss at the N.Y. Giants (12/10).

COLLEGE:

- Started all 14 games as a senior, making 89 tackles, 6.5 for loss, 3.0 sacks, five interceptions (first in Conference USA, 13th in the nation), six pass breakups and one quarterback hurry.
- Named first-team All-Conference USA and second-team All-Louisiana as a junior, registering 56 tackles, including 7.5 for a loss, with three interceptions, starting all 13 games.
- Set a school record with 230 interception return yards on six interceptions (two for touchdowns), was second on the team with 71 total tackles, including 3.5 tackles for a loss with a sack. Added seven pass breakups, three forced fumbles, one hurry and a blocked kick as a sophomore, starting all 14 games.
- Played in all 12 games as a freshman, starting 10, recording 61 total tackles with three tackles for a loss and two pass breakups.

PERSONAL:

- Attended West Monroe, La., High School where he was an all-state, All-Northeast Louisiana and all-district honoree and led his team to a state championship his junior year (2011).
- Returned two punts for 60 yards and returned one kickoff for four yards his senior year.
- Majored in social science.

COMMUNITY:

- 2017 Rookie Club presented by Essilor USA.
- 2017-18 Dallas Cowboys U High School Camp.
- Annual Team Holiday Hospital Visits.
- Kickoff Luncheon and Dallas Cowboys Family Cookbook benefiting Happy Hill Farm.
- Make-A-Wish Foundation of North Texas.
- Salvation Army Angel Tree Christmas Program.

X. WOODS' COWBOYS TOTALS

		DEFENSE									INTERCEPTIONS					FUMBLES REC				
Year Team	GP-GS	ST	AT	TT	Sks-Yds	Tkl/Ls	QB Prs	PBU	FF	No	Yds	Avg	Lg	TD	No	Yds	Avg	Lg	TD	
2016 Dallas	16-4	28	13	41	0.0(0)	1(-2)	4	6	0	1	7	7.0	7	0	1	6	6.0	6	0	

ADDITIONAL STATISTICS

Special Teams Tackles – 2017 (2-0-2, 1 FR).

WOODS' CAREER GAME-BY-GAME DEFENSE

2017 (Dallas)									INTs								
Game	ST	AT	TT	Tk/ Ls	PBU	INTs			Game	ST	AT	TT	Tk/ Ls	PBU	INTs		
						No/ Yds	Lg	TD							No/ Yds	Lg	TD
W-NYG 9/10.....									L-@ Atl 11/12	2	2	4					
L-@ Den 9/17	0	1	–	1					L-PHI 11/19	4	1	5					
W-@ Ari	3	0	–	3	1				L-LAC 11/23	2	0	2					
L-LAR 10/1	2	0	–	2					W-WAS 11/30	2	2	4					
L-GB 10/8	1	0	–	1					W-@ NYG 12/10.....	0	4	4	1(-2)	1			
W-@ SF 10/22.....									W-@ Oak 12/17	3	3	6					
W-@ Was 10/29	4	0	–	4					L-SEA 12/24.....	2	0	2					
W-KC 11/5	2	0	–	2	1				W-@ Phi 12/31	1	0	–		2			
									Totals	28	13	–	41	1(-2)	6		

2018 DRAFT PICKS


LEIGHTON VANDER ESCH

55 • Linebacker

6-4 • 255 • 2/8/96

Boise State • D1 for '18 (19th overall)

NFL: Rookie • Cowboys: Rookie



COLLEGE: With the selection of Leighton Vander Esch in the first round (19th overall) of the 2018 NFL Draft, the Dallas Cowboys added a rangy, athletic linebacker with a nose for the ball. A two-time multi-sport state champion in high school, Vander Esch displays the innate ability to be an all-around linebacker, showing a high-level of ability and talent in both the run and pass games, despite only starting his final season at Boise State. Teamed with Sean Lee and Jaylon Smith, the Dallas Cowboys will have a formidable force with its linebacker corps.

TRANSACTION SUMMARY:

4/26/18: Drafted in the first round (19th overall) by Dallas.

2017:

- Started all 14 games he played and led the team with 141 tackles, tied for the team lead with three interceptions, second with 8.5 tackles for loss and third with 4.0 sacks.
- Logged eight double-digit tackle games, including a season-high 16 stops - at Washington State and against Fresno State.
- Intercepted passes against New Mexico, at BYU and against Fresno State.

2016:

- Was limited to six games as a sophomore while fighting through injuries, logging 27 tackles, a sack, 3.5 stops for losses, one breakup and an interception.
- Played the first four games of the season and notched 12 tackles, along with his first career sack, then missed six games with a neck injury.
- Returned for the final two games, posting a season-best nine stops with an interception at Air Force then six tackles against Baylor in the Cactus Bowl.

2015:

- As a redshirt freshman, played in 12 games as a reserve linebacker and posted 20 tackles, one tackle for a loss, two breakups and a fumble recovery. Added a rush for 10 yards on a fake punt.
- Made his collegiate debut in the season opener against Washington and logged a tackle.
- Notched a season-best six stops at UNLV then had a 10-yard run on a fake up against New Mexico.

2014:

- Redshirted as a true freshman.

PERSONAL:

- Was a three-sport athlete (football, basketball and track and field) at Salmon River High School in Riggins, Idaho.
- Helped the school to state titles in both football and basketball as a junior and senior.
- Played eight-man football, seeing time at quarterback and linebacker.
- Majored in general business at Boise State.

COMMUNITY:

- 2018 Dallas Cowboys U High School Camp.

VANDER ESCH'S BOISE STATE TOTALS

Year Team	GP-GS	DEFENSE										INTERCEPTIONS					FUMBLES REC				
		ST	AT	TT	Sks-	Tkl/	QB	Prs	PBU	FF	No	Yds	Avg	Lg	TD	No	Yds	Avg	Lg	TD	
					Yds	Ls															
2014 Boise State.....					REDSHIRT	1(-1)	0	2	0		REDSHIRT					REDSHIRT					
2015 Boise State.....	12-0				0.0(0)		0				0	0	0.0	0	0	1	0	0.0	0	0	
2016 Boise State.....	6-0	23	4	27	1.0(-7)	3.5(-11)	0	1	0		1	0	0.0	0	0	0	0	0.0	0	0	
2017 Boise State.....	14-14	91	50	141	4.0(-43)	8.5(-50)	1	11	4		3	47	15.7	36	0	0	0	0.0	0	0	
Totals	32-14	128	60	188	5.0(-50)	13(-62)	1	14	4		4	47	11.8	36	0	0	0	0.0	0	0	

ADDITIONAL STATISTICS

Rushing – 2015 (1 rush for 10 yards)

SINGLE-GAME HIGHS

Tackles – 16 at Washington State (9/9/17) and vs. Fresno State (12/2/17)

Solo Tackles – 10 at Washington State (9/9/17) and vs. Fresno State (12/2/17)

CONNOR WILLIAMS

52 • Guard

6-5 • 310 • 5/12/97

Texas • D2 for '18 (50th overall)

NFL: Rookie • Cowboys: Rookie



COLLEGE: The Dallas Cowboys added to a position of strength on the team in the 2018 NFL Draft with the selection of Texas offensive lineman Connor Williams in the second round (50th overall). Williams was a three-year starter at tackle for the Longhorns with 28 starts during his collegiate career. The collegiate All-American projects as a guard to begin his career in Dallas as he will compete for a starting spot on the Cowboys vaunted line.

TRANSACTION SUMMARY:

4/27/18: Drafted in the second round (50th overall).

2017:

- Named Academic All-Big 12 Second Team as a junior.
- Played in and started five games, but missed seven due to injury.
- Protected true freshman quarterback Sam Ehlinger in his first career start as the offense did not allow a sack and racked up 623 total yards (15th in school history), including 406 on the ground in a 56-0 win over San Jose State.
- Started at left tackle against No. 4 USC, but sustained an injury in the second quarter and missed the remainder of the game.
- Returned to the field for the first time since week three and started at left tackle in a win over No. 24 West Virginia and helped the offense to 233 rushing yards and 6.1 yards-per-play, a team-high in Big 12 play.

2016:

- Consensus first-team All-American and first team All-Big 12 as a sophomore, starting at left tackle in 11-of-12 games.
- Helped the Longhorns to 517 total yards and 50 points in a season-opening win over No. 10 Notre Dame.
- Had a streak of 13 consecutive starts snapped against UTEP, a game he missed to an injury.
- Helped the Longhorns register 568 yards on 90 plays, including 307 rushing yards and four touchdowns with each running back going over 100 yards in the loss to California.
- Matched a then season-high with 568 total yards at Oklahoma State as the offense rushed for 329 including two 100-yard rushers for the second straight game for just the third time in school history.
- At Texas Tech, assisted the offense to record 658 yards - sixth-most in a single-game in school history - with 414 rushing yards, including 341 (third-most in school history) by running back D'Onta Foreman.
- Blocked for an offense that totaled 536 yards against No. 11 West Virginia, breaking the school record with their seventh game of 500 yards-or-more.

2015:

- Named first-team freshman All-America by the Football Writers Association of America, *USA Today* and ESPN.com.
- Honorable mention All-Big 12 selection by the league's coaches.
- Started all 12 games at left tackle and blocked for a rushing attack that ranked 18th in the nation and third in the Big 12 with 224.8 yards-per-game, including 263.0 yards-per-game in the last seven contests.
- Part of an offense that was just the fourth at Texas since 1950 to record three games with six rushing scores in a season.
- Helped the offense post a season-high 650 total yards with 364 yards passing and 286 yards rushing with six rushing touchdowns against Cal.
- Paved the way for the offense to record 403 yards and six touchdowns on the ground against Texas Tech, marking just the seventh 400-yard rushing game by Texas since 1980.

PERSONAL:

- An all-state and two-time all-district honoree at Coppell, Texas, High School.
- Also tabbed honorable mention Academic All-State by the Texas High School Coaches Association, second-team All-Area by *The Dallas Morning News* and chosen first-team All-District 7-6A on both the offensive and defensive lines.
- As a senior, recorded 63 pancakes and graded at 94 percent, while only allowing one sack and committing one holding penalty.
- As a nose tackle, registered 38 tackles, five tackles for loss, 3.0 sacks, five pressures, five forced fumbles and two passes defended.
- Majored in finance as part of the prestigious McCombs School of Business at Texas.

COMMUNITY:

- 2018 Dallas Cowboys U High School Camp.
- 2018 NFL Draft Character Playbook Hour.

C. WILLIAMS' TEXAS TOTALS

GAMES/STARTS 2015 (12/12), 2016 (11/12), 2017 (5/5). **Total: 28/29.**

STAFF

CONNOR WILLIAMS

2017 SEASON

RECORDS

PLAYOFF RECORDS

HISTORY

SIDELINES

MICHAEL GALLUP

13 • Wide Receiver

6-1 • 205 • 3/4/96

Colorado State • D3 for '18 (81st overall)

NFL: Rookie • Cowboys: Rookie



COLLEGE: The Dallas Cowboys added an explosive, big-play threat in the passing game with their selection of wide receiver Michael Gallup in the third round (81st overall) of the 2018 NFL Draft. Gallup transferred to Colorado State after two years at Butler County Community College and recorded 176 catches for 2,685 yards and 21 touchdowns over two seasons, including a NCAA football leading 60 receptions of 10-plus yards in his senior season. His explosiveness after the catch and ability to high-point the football should help the Cowboys find more explosive plays in the passing game in 2018.

TRANSACTION SUMMARY:

4/27/18: Drafted in the third round (81st overall) by Dallas.

2017:

- Was one of three finalists for the prestigious Biletnikoff Award, given annually to the nation's most outstanding receiver, and named just the fourth consensus All-American in school history after starting all 13 games and recording a school-record 100 catches for 1,413 yards and seven touchdowns.
- Recorded eight catches for 212 yards and a touchdown in the win at Hawaii.
- Eclipsed the 200-receiving yards mark for the second time in three games, recording 263 yards and three touchdowns on 13 catches in the win over Nevada.
- Went for 102 yards and one touchdown on 11 receptions against a Boise State defense that entered the game ranked 15th in the country.

2016:

- Named first-team All-Mountain West, playing in all 13 games and starting 11, recording 76 catches for 1,272 yards and 14 touchdowns.
- His 14 receiving touchdowns ranked second in CSU history.
- Caught 13 passes for 213 yards and a touchdown against Air Force.
- Caught six passes for 108 yards and three touchdowns in the Famous Idaho Potato Bowl, his second consecutive game with three touchdown receptions, against Idaho.

2015:

- Had nine catches for 74 yards and one touchdown in four games for Butler County CC in 2015, while limited by an ankle injury.

2014:

- Totaled 780 receiving yards and 11 touchdowns as a freshman at Butler County CC in 2014.

PERSONAL:

- Earned 16 total varsity letters, including four each in football, baseball, basketball and track & field at Monroe, Ga., High School.
- Majored in liberal arts at Colorado State.

COMMUNITY:

- 2018 Dallas Cowboys U High School Camp.

GALLUP'S COLLEGE TOTALS

Year Team	GP-GS	RECEIVING					RUSHING				
		No	Yds	Avg	Long	TD	No	Yds	Avg	Long	TD
2014 Butler CC.....	11-11	44	780	17.7	96t	11	0	0	0.0	0	0
2015 Butler CC.....	4-4	9	74	8.2	16	1	0	0	0.0	0	0
2016 Colorado State.....	13-11	76	1,272	16.7	65	14	4	15	3.8	12	0
2017 Colorado State.....	13-13	100	1,413	14.1	76t	7	0	0	0.0	0	0
Totals	41-39	229	3,539	15.5	96t	33	4	15	3.8	12	0

SINGLE-GAME HIGHS

Receptions – 13, twice, vs. Nevada (10/14/17) and vs. Air Force (11/12/16).

Receiving Yards – 263 vs. Nevada (10/14/17).

Receiving Touchdowns – 3, three times, last vs. Nevada (10/14/17).

DORANCE ARMSTRONG, JR.

74 • Defensive End (DOOR-intz)

6-4 • 255 • 6/10/97

Kansas • D4 for '18 (116th overall)

NFL: Rookie • Cowboys: Rookie



COLLEGE: The Dallas Cowboys drafted Dorance Armstrong, Jr. in the fourth round (116th overall) of the 2018 NFL Draft. Armstrong played three seasons for the Jayhawks, earning multiple All-Big 12 honors while compiling 15.0 sacks and 34 tackles for loss across the defensive front. Armstrong brings athleticism and a relentless motor to the Cowboys and will look to break through into the defensive line rotation on the edge.

TRANSACTION SUMMARY:

4/28/18: Drafted in the fourth round (116th overall) by Dallas.

2017:

- Kansas football's first-ever Preseason Big 12 Defensive Player of the Year and unanimous All-Big 12 first-team honoree, starting all 12 games and ranked third on the team with 63 total tackles with nine tackles for loss and 1.5 sacks.
- Also had seven quarterback hurries, four pass breakups, three forced fumbles and one fumble recovery.
- Tied his season high with nine total tackles, and two tackles for loss at Ohio.
- Posted a season high-tying nine tackles, 1.5 tackles for loss, a sack, one forced fumble and one fumble recovery against Texas Tech.

2016:

- A consensus selection to the Big 12 Conference's first-team football honorees after tallying 10.0 sacks on the season, finishing fifth on KU's tackle leaderboard with 56 stops, 20 tackles for loss, five quarterback hurries, three forced fumbles and two fumbles recovered.
- Recorded at least one sack in six-straight games and had a sack in seven-of-12 games.
- Boasted a career-high 11 tackles, three tackles for loss, 2.0 sacks, a forced fumble and a fumble recovery in the win over Texas, earning Big-12 Defensive Player of the Week honors.

2015:

- Saw action in all 12 games his freshman season, starting five straight contests to end the year, and totaled 23 tackles, five tackles for loss, 3.5 sacks, as well as four pass breakups.

PERSONAL:

- Closed his prep career as a first-team all-district selection at defensive end for North Shore High School in Houston, Texas.
- Majored in liberal arts and sciences.

COMMUNITY:

- 2018 Dallas Cowboys U High School Camp.

ARMSTRONG'S KANSAS TOTALS

		DEFENSE										INTERCEPTIONS					FUMBLES REC				
Year Team	GP-GS	ST	AT	TT	Sks-Yds	Tkl/Ls	QB Prs	PBU	FF	No	Yds	Avg	Lg	TD	No	Yds	Avg	Lg	TD		
2015 Kansas.....	12-5	16	7	23	3.5(-13)	5(-15)	1	4	0	0	0	0.0	0	0	0	0	0.0	0	0		
2016 Kansas.....	12-12	40	16	56	10.0(-59)	20(-83)	5	0	3	0	0	0.0	0	0	2	0	0.0	0	0		
2017 Kansas.....	12-12	32	31	63	1.5(-8)	9(-28)	7	4	3	0	0	0.0	0	0	1	0	0.0	0	0		
Totals	36-29	88	54	142	15.0(-80)	34(-126)	13	8	6	0	0	0.0	0	0	3	0	0.0	0	0		

SINGLE-GAME HIGHS

Tackles – 11 vs. Texas, 11/19/16

Sacks – 2.0 three times, last vs. Texas, 11/19/16

TFL – 3, twice, last at Kansas State, 11/26/16.

DALTON SCHULTZ

86 • Tight End

6-5 • 260 • 7/11/96

Stanford • D4 for '18 (137th overall)

NFL: Rookie • Cowboys: Rookie



COLLEGE: The Dallas Cowboys chose Stanford tight end Dalton Schultz with their second selection in the fourth round (137th overall) of the 2018 NFL Draft. With the retirement of both Jason Witten and James Hanna in the 2018 offseason, Schultz will help usher in a new era at a position that was a staple of the offense for the last 15 seasons. Following a career as a Cardinal where he served primarily as a blocker in a pro style offense, but caught 55 passes for 555 yards and five touchdowns, he will be given every opportunity to compete for a role in the Cowboys offense in 2018.

TRANSACTION SUMMARY:

4/28/18: Drafted in the fourth round (137th overall) by Dallas.

2017:

- Started all 13 games played as a senior and caught 22 passes for 212 yards and a career-high three touchdowns.
- All-Pac-12 first team and Pac-12 All-Academic second-team.
- Made three catches for 15 yards and a touchdown against UCLA.
- Logged three catches for a career-high 46 yards - including a career-long catch of 31 yards - against Arizona State.
- Recorded two catches for 15 yards, including a 12-yard touchdown, against Notre Dame.

2016:

- As a junior posted career highs with 23 receptions for 222 yards along with one touchdown while playing in all 13 games with 12 starts.
- All-Pac-12 honorable mention.
- Registered a career-best four catches for 38 yards at Oregon.
- Logged a season-high 41 yards on two receptions against Rice.

2015:

- Made 10 catches for 121 yards and a score in 14 games with six starts as a sophomore.
- Pac-12 All-Academic honorable mention.
- In his collegiate debut at Northwestern caught one pass for six yards.
- Logged season-highs with three catches for 40 yards at USC.
- Returned two kicks for 38 yards at Washington State.

2014:

- Did not see any action as a freshman.

PERSONAL:

- Three-year letterwinner at Bingham, Utah, High School.
- As a senior in 2013 named to the *Orange County Register* All-West Coast "Fab 15" first-team along with the all-state first-team and was the Bingham Offensive MVP in three seasons.
- Made 76 career receptions for 1,120 yards and 12 touchdowns.
- Had 31 receptions for 512 yards and nine touchdowns as a senior and led the team to an undefeated season and the 2013 state title.
- Two-time letterwinner for the basketball team.
- Majored in science, technology and society at Stanford.

COMMUNITY:

- 2018 Dallas Cowboys U High School Camp.

SCHULTZ'S STANFORD TOTALS

Year Team	GP-GS	RECEIVING					RUSHING				
		No	Yds	Avg	Long	TD	No	Yds	Avg	Long	TD
2014 Stanford.....	0-0	0	0	0.0	0	0	0	0	0.0	0	0
2015 Stanford.....	14-6	10	121	12.1	22	1	0	0	0.0	0	0
2016 Stanford.....	13-12	23	222	9.7	24	1	0	0	0.0	0	0
2017 Stanford.....	13-13	22	212	9.6	31	3	0	0	0.0	0	0
Totals	40-31	55	555	10.1	31	5	0	0	0.0	0	0

MIKE WHITE

3 • Quarterback

6-5 • 220 • 3/25/95
Western Kentucky • D5 for '18 (171st overall)
NFL: Rookie • Cowboys: Rookie

COLLEGE: Mike White joins the Cowboys as only the sixth quarterback drafted since Jerry Jones bought the team in 1989 after Dallas used a fifth round selection (171st overall) to select White out of Western Kentucky in 2018. White started 42 games in college between the University of South Florida and Western Kentucky, bringing a wealth of collegiate experience under center to the Cowboys roster. White completed 865-of-1,393 passes (62.1%) for 11,262 yards with 74 touchdowns and 31 interceptions in his collegiate career, including only 15 interceptions versus 63 touchdowns in his two seasons at Western Kentucky.

- TRANSACTION SUMMARY:

4/28/18: Drafted in the fifth round (171st overall) by Dallas.
- 2017:

Put together back-to-back 4,000-yard passing seasons for the first time in Western Kentucky history, passing for 4,177 yards on 368-of-560 passing with 26 touchdowns and eight interceptions.
 - Finished the season with the longest streak of 300-plus yards passing in the nation, stringing together seven games in a row.
 - Put together three games with five touchdown passes and no interceptions.
 - 2016:

White led an offensive attack that led the FBS in points-per-game (45.5) and was third in passing efficiency (174.87), fifth in total offense (523.1) and fifth in passing offense (336.8) in his first season at WKU, completing 280-of-416 passes for 4,363 yards with 37 touchdowns to just seven interceptions.
 - White's eight games of 300 yards-or-more passing were fifth nationally, and he led the nation in passing completions of 30 yards (44) and 40 yards-or-more (24). White joined Brandon Doughty as the only quarterbacks in school history to eclipse the 4,000 yard mark in a season.
 - 2015:

Sat out the season due to NCAA transfer requirements.
 - 2014:

Started 10-of-11 games for the Bulls and recorded 1,639 passing yards with eight touchdowns and seven interceptions, completing 50.4% of his passes on the year.
 - Posted six 200-yard passing performance in his Bulls career.
 - 2013:

Started five-of-six games played as a true freshman and threw for 1,083 yards with three touchdowns and nine interceptions while completing 53.1% of his passes.
 - His best performance at quarterback for the Bulls came at Houston, when he threw for 311 yards and two touchdowns.
 - PERSONAL:

Attended University School in Ft. Lauderdale, Fla., and was named the 3A Florida Player of the Year as a senior. He completed 176-of-256 passes (68.8%) for 2,201 yards, 22 touchdowns and just two interceptions and led University to a 13-0 record and the 3A state championship while anchoring an offense that posted 346.2 yards and 39.8 points-per-game.
 - Was also a standout baseball player and was named a Louisville Slugger All-American as a junior. He earned first-team All-Broward honors from the *Miami Herald* as a pitcher, going 9-2 with a 0.43 ERA.
 - Earned his degree in sports management and is working on his Master's in Recreation and Sport Administration.
 - Engaged to Mallory Booth.
 - COMMUNITY:

2018 Dallas Cowboys U High School Camp.

WHITE'S COLLEGE TOTALS													
Year Team	GP-GS	Att	Cmp	Yds	PASSING		TD	TD%	Int	Int%	Long	Sacks	Rating
					Pct	Yds/Att							
2013 USF	6-5	175	95	1,083	53.1	6.2	3	1.7	9	5.1	73	11/63	57.4
2014 USF	11-10	242	122	1,639	50.4	6.8	8	3.3	7	2.9	85t	16/112	71.3
2016 Western Kentucky ..	14-14	416	280	4,363	67.0	10.5	37	8.8	7	1.7	87t	18/99	124.5
2017 Western Kentucky ..	13-13	560	368	4,177	66.0	7.5	26	4.6	8	1.4	93t	45/320	97.5
Totals	44-42	1,393	865	11,262	62.1	8.1	74	5.3	31	2.2	93t	90/594	95.9
SINGLE-GAME HIGHS													
Attempts – 50 at Louisiana Tech, 10/6/16													
Completions – 36 at Louisiana Tech, 10/6/16													
Completion Pct. – 87.5 vs. Old Dominion, 10/22/16													
Yards – 517 vs. Rice, 9/1/16													
Touchdowns – 5 at Louisiana Tech, 10/6/16													
Long – 93t vs. Middle Tennessee, 11/17/17													

CHRIS COVINGTON

59 • Linebacker

6-2 • 245 • 1/3/96

Indiana • D6 for '18 (193rd overall)

NFL: Rookie • Cowboys: Rookie



COLLEGE: In the sixth round (193rd overall) of the 2018 NFL Draft the Dallas Cowboys added Chris Covington. Covington, a strong, athletic and versatile athlete, who saw time at both quarterback and linebacker at Indiana, has shown the potential to transform into a playmaker at the pro level.

TRANSACTION SUMMARY:

4/28/18: Drafted in the sixth round (193rd overall) by Dallas.

2017:

- Finished his senior year as the team Defensive Player of the Year, landing third on the team with 85 tackles, 12 for losses - second on the team - 3.0 sacks, a fumble recovery, five breakups and five hurries.
- Started all 12 games and led the team in tackles twice, recording seven-or-more six times. Had a tackle for loss in 10 different games.
- Set career-highs in tackles (11), solo tackles (six) and tackles for loss (two) at Michigan State.

2016:

- Played in all 13 includes with starts in one and logged 29 tackles, three stops for losses, one pressure and a forced fumble.
- Had his first collegiate start at Michigan, posting six tackles with his first career sack.

2015:

- Moved to linebacker during spring drills of his sophomore year, then played in the final eight games of the season, finishing with four tackles - all at Penn State (10/10).

2014:

- Began his collegiate career as a true freshman quarterback for the Hoosiers, played in five games at quarterback but suffered a season-ending ACL injury in the sixth game.
- Completed three-of-12 passes for 31 yards and two interceptions along with 17 runs for 91 yards.

PERSONAL:

- Played defensive back and quarterback at Al Raby High School in Chicago, Ill., and earned all-city and all-conference.
- Earned his degree in liberal studies while at Indiana.
- Has a son, Kyng.

COMMUNITY:

- 2018 Dallas Cowboys U High School Camp.

COVINGTON'S INDIANA TOTALS

		DEFENSE									INTERCEPTIONS					FUMBLES REC				
Year Team	GP-GS	ST	AT	TT	Sks-Yds	Tkl/Ls	QB	PBU	FF	No	Yds	Avg	Lg	TD	No	Yds	Avg	Lg	TD	
2014 Indiana.....	5-0	0	0	0	0.0(0)	0(0)	0	0	0	0	0	0.0	0	0	0	0	0.0	0	0	
2015 Indiana.....	8-0	1	3	4	0.0(0)	0(0)	0	0	0	0	0	0.0	0	0	0	0	0.0	0	0	
2016 Indiana.....	13-1	19	10	29	2.0(-7)	3(-10)	1	0	1	0	0	0.0	0	0	0	0	0.0	0	0	
2017 Indiana.....	12-12	50	35	85	3.0(-22)	12(-40)	5	5	0	0	0	0.0	0	0	1	0	0.0	0	0	
Totals.....	38-13	70	48	118	5.0(-29)	15(-50)	6	5	1	0	0	0.0	0	0	1	0	0.0	0	0	

ADDITIONAL STATISTICS

Passing – 2014 (3-of-12, 31 yards, 2 Int).
Rushing – 2014 (17 rush for 91 yards, 5.4 avg.).

SINGLE-GAME HIGHS

Tackles – 11 at Michigan State, 10/21/17
Sacks – 6 at Michigan State, 10/21/17
TFLs – 2 at Michigan State, 10/21/17

CEDRICK WILSON

16 • Wide Receiver

6-2 • 195 • 11/20/95

Boise State • D6 for '18 (208th overall)

NFL: Rookie • Cowboys: Rookie



COLLEGE: The Dallas Cowboys selected Cedrick Wilson in the sixth round (208th overall) of the 2018 NFL Draft to give the club a tall, versatile and intelligent option at wide receiver. Wilson, a former high school quarterback, converted to wide receiver during his collegiate career and continued to improve. His father, Cedrick Wilson, Sr. is a former Tennessee Titans receiver, who played for seven years in the league, including a Super Bowl championship with the Pittsburgh Steelers.

TRANSACTION SUMMARY:

4/28/18: Drafted in the sixth round (208th overall) by Dallas.

2017:

- Started 13 of the 14 games he played and led the team in receptions (83) and yards (1,511) while placing second with seven touchdown catches.
- Led the team with 1,989 all-purpose yards, adding 465 kickoff return yards and 13 rushing yards.
- Led the team in kick return yards, kick returns (18) and average (25.8).
- Notched six 100-yard outings, including two 200-yard games.
- Had a career-high 13 receptions with a then best 209 yards against Virginia.
- Closed out his collegiate career with four consecutive 100-yard games, including a career-best in his final collegiate game with 221 yards with one touchdown on 10 catches in the Las Vegas Bowl against Oregon.

2016:

- Transferred to Boise State from Coffeyville Community College and started five of the 13 games he played, finishing with a team-best 11 touchdowns on 56 catches (second) for 1,129 yards (second).
- Led the team in kick return yards (277), punt return yards (132) and kick returns (13).
- Made his Broncos debut in the opener at Louisiana (9/3) and led the team with seven catches for 113 yards (second) and a touchdown.
- Had a season-best nine catches along with a career-high three touchdowns at New Mexico.
- Logged five total 100-yard games, including a season-high 193 yards and a touchdown on four receptions at Air Force.

2015:

- Named an NJCAA All-American, ranking third in the nation and leading the conference with 116.1 receiving yards-per-game as a sophomore.
- Caught 66 passes for 1,045 yards (second in a season in school history) and led the conference with 17 touchdowns catches.

2014:

- As a true freshman, caught 10 touchdowns and posted 629 receiving yards to earn all-conference honors.

PERSONAL:

- Led White Station High School in Memphis, Tenn., to the state semifinals as a junior.
- Named to the 6A all-state team and 16-AAA all-district team as a senior.
- Earned his degree in communications at Boise State.

COMMUNITY:

- 2018 Dallas Cowboys U High School Camp.

WILSON'S COLLEGE TOTALS

		RECEIVING					RUSHING					
Year Team	GP-GS	No	Yds	Avg	Long	TD	No	Yds	Avg	Long	TD	
2014 Coffeyville CC.....	11-	54	629	11.6	30	10	6	61	10.2	29	0	
2015 Coffeyville CC.....	9-	66	1,045	15.8	57	17	0	0	0.0	0	0	
2016 Boise State.....	13-5	56	1,129	20.2	75	11	3	7	2.3	6	0	
2017 Boise State.....	14-13	83	1,511	18.2	65	7	9	13	1.4	9	0	
Totals	47-	259	4,314	16.7	75	45	18	81	4.5	29	0	
		KICKOFF RETURNS					PUNT RETURNS					
Year Team		No	Yds	Avg	Long	TD	No	Yds	Avg	FC	Long	TD
2014 Coffeyville CC.....		0	0	0.0	0	0	2	9	4.5	-	9	0
2015 Coffeyville CC.....		0	0	0.0	0	0	13	121	9.3	-	24	0
2016 Boise State.....		13	277	21.3	44	0	10	132	13.2	-	73	0
2017 Boise State.....		18	465	25.8	55	0	0	0	0.0	-	0	0
Totals		31	742	23.9	55	0	25	262	10.5	-	73	0

ADDITIONAL STATISTICS

Passing — 2014 (1-of-1 for 25 yds, 1 TD), 2015 (0-of-1), 2016 (2-of-2 for 84 yards, 1 TD), 2017 (2-of-3, 46 yards).
Totals: (5-of-7, 155 yards, 2 TD).

SINGLE-GAME HIGHS

Receptions — 13 vs. Virginia, 9/22/167
Receiving Yards — 221 vs. Oregon, 12/16/17
Receiving Touchdowns — 3 at New Mexico, 10/7/16

BO SCARBROUGH

36 • Running Back

6-1 • 235 • 9/29/94

Alabama • D7 for '18 (236th overall)

NFL: Rookie • Cowboys: Rookie



COLLEGE: With their final selection of the 2018 NFL Draft, the Dallas Cowboys took Alabama running back Bo Scarbrough in the seventh round (236th overall). In Scarbrough, the Cowboys added a runner with size and strength (6-3, 228), giving the team a bruising addition to its already powerful running game. Scarbrough, a two-time National Champion with The Crimson Tide (2015 and 2017), compiled 1,512 yards on 267 carries (5.7 avg.) with 20 touchdowns in 34 collegiate contests. In Dallas he will compete for the opportunity to compliment 2016 NFL rushing champion Ezekiel Elliott and a ground attack that placed second in the league in three of the last four seasons (2014-15, 17).

TRANSACTION SUMMARY:

4/28/18: Drafted in the seventh round (236th overall) by Dallas.

2017:

- Played in 14 games as a junior and finished second among the Tide running backs with 124 carries for 596 yards and eight scores.
- Ranked second on the team in receptions with 17 totaling 109 yards.
- Registered 66 yards and a score on a team-leading 12 carries to pace all running backs against Colorado State.
- Against Vanderbilt collected a season-high 79 yards on 11 totes along with a pair of scores to match his career-high mark.

2016:

- As a sophomore played in 13 games with two starts and rushed 125 times for 812 yards and 11 rushing touchdowns.
- Rushed 46 times for 364 yards and six touchdowns over the final three contests of the season to average 7.9 yards-per-carry (SEC Championship, CFP Semifinal and CFP National Championship).
- Made his first career start against Tennessee and rushed for a then career-high 109 yards on five carries with a long rush of 85.
- Against Washington in the College Football Playoff Semifinal Game (Peach Bowl) rushed 19 times for 180 yards and two scores - all career-high marks - and had a long rush of 68 yards. His 180 yards rushing and 68-yard jaunt set new Alabama all-time bowl records.
- Rushed for 93 yards and a career-high tying two scores on 16 attempts in the first half of the CFP National Championship Game against Clemson before exiting the game with a leg injury.

2015:

- Played in seven games as a redshirt freshman and ran 18 times for 104 yards and a touchdown.
- Rushed 10 times for 69 yards and scored his first career touchdown against Charleston Southern.

PERSONAL:

- Began his high school career at Northridge High School in Tuscaloosa, Ala., where he ran for 1,730 yards and 19 touchdowns during his sophomore and junior seasons following a broken ankle during his freshman year.
- Transferred to IMG Academy in Bradenton, Fla., as a senior, and in 10 games, rushed for 1,468 yards and 20 touchdowns.
- Participated in the 2014 Under Armour All-America Game.
- Majored in Criminal Justice and consumer science.

COMMUNITY:

- 2018 Dallas Cowboys U High School Camp.

SCARBROUGH'S ALABAMA TOTALS

Year Team	GP-GS	RUSHING					RECEIVING				
		No	Yds	Avg	Long	TD	No	Yds	Avg	Long	TD
2015 Alabama	7-0	18	104	5.7	24	1	0	0	0.0	0	0
2016 Alabama	13-2	125	812	6.5	85t	11	4	22	5.5	9	0
2017 Alabama	14-0	124	596	4.8	44	8	17	109	6.4	15	0
Totals	34-2	267	1,512	5.7	85t	20	21	131	6.2	15	0

ROOKIE FREE AGENTS AND FIRST-YEAR


JAKE CAMPOS

Tackle

6-7 • 310 • 10/18/94

Iowa State • FA for '18

NFL: Rookie • Cowboys: Rookie



COLLEGE:

- Appeared in 36 games at Iowa State, earning multiple awards including All-Academic Big 12 in all three years and second-team All Big 12.
- In 2017 started all 13 games at left tackle helping the Cyclones break the school record for passing yards at 272.9 yards-per-game and considered the leader of the offensive line.
- In 2016 suffered a season-ending leg injury in fall camp.
- Started all 12 games at left tackle, helping the Cyclones to average 182.0 yards rushing and 408.3 yards-per-game in his sophomore campaign.
- As a redshirt freshman, appeared in Iowa State's final 11 games of the season after redshirting his freshman year.

PERSONAL:

- Attended Valley High School in West Des Moines, Iowa where he helped lead his team to an Iowa prep Class 4A state championship in his junior season.
- Also played baseball, basketball, and track while maintaining 4.0 GPA and earned the Silver Cord award.
- Earned his degree in biological systems engineering from Iowa State.

COMMUNITY:

- 2018 Dallas Cowboys U High School Camp.

K.D. CANNON

Wide Receiver

5-11 • 185 • 11/5/95

Baylor • FA for '17

NFL: 1st Year • Cowboys: 1st Year

Games/Starts: 2017-0/0; Career-0/0

Postseason: 2017-0/0; Career-0/0



TRANSACTION SUMMARY:

- 1/1/18:** Signed with Dallas as a future.
12/27/17: Signed to Dallas' practice squad.
8/4/17: Signed with L.A. Rams and waived (9/2).
5/9/17: Claimed off waivers by N.Y. Jets and waived (7/29).
5/4/17: Signed with San Francisco as a rookie free agent and waived (5/8).

2017(San Francisco/N.Y. Jets/L.A. Rams/Dallas):

- Signed with San Francisco as a rookie free agent following the 2017 NFL Draft but was released May 8.
- Claimed off waivers by the N.Y. Jets, went to camp with the team but was released near the end.
- Signed with the L.A. Rams for the last month of the preseason but was released.
- Out of football until signing to Dallas' practice squad on Dec. 27.

COLLEGE:

- As a junior in his final year at Baylor, started 12-of-13 games and earned All-Big 12 honors with career-highs for receiving yards (1,215), receptions (87) and touchdowns (13).
- Started all 13 games as a sophomore and averaged 17.4 yards-per-catch, totaling 868 yards and six touchdowns on 50 catches. Added seven kickoff returns for 114 yards.
- As a true freshman, played in all 13 games with seven starts, posting 58 catches for 1,030 yards and eight touchdowns.

PERSONAL:

- All-American wide receiver from Mount Pleasant, Texas, High School, closing out his prep career with 1,252 yards and 16 scores on 80 catches as a senior.
- Majored in business and marketing at Baylor.
- Has two daughters, Makynlee and Kennedy.

COMMUNITY:

- 2018 Dallas Cowboys U High School Camp.

STAFF

ROOKIES/
FIRST-YEAR

2017 SEASON

RECORDS

PLAYOFF
RECORDS

HISTORY

SIDELINES

JORDAN CHUNN

Running Back

6-0 • 230 • 1/2/95

Troy • FA for '18

NFL: Rookie • Cowboys: Rookie



COLLEGE:

- Appeared in 49 games at Troy, earning multiple awards including All-Sun Belt first-team, *College Football News* Freshman All-America Team, and was the NCAA Freshman Rushing Touchdown Leader in 2013.
- In 2017 started 10 games rushing for 774 yards and 10 touchdowns in his senior season.
- As a redshirt junior earned All-Sun Belt first-team honors after rushing 279 times for 1,288 yards and 16 touchdowns.
- In 2015 received a medical hardship after suffering a season-ending injury after just two games.
- Started 12 games and rushed for 505 yards on 111 carries during his sophomore season.
- As a freshman, started all 12 games and was named to the *College Football News* Freshman All-America Team and received All-Sun Belt Team honorable mention after leading all freshman running backs in the nation with 14 rushing touchdowns.

PERSONAL:

- Attended Madison County High School in Gurley, Ala., where he accounted for more than 2,900 yards in his senior season scoring 43 touchdowns.
- Earned his degree in criminal justice while at Troy.

COMMUNITY:

- 2018 Dallas Cowboys U High School Camp.

SCOTT DALY

Long Snapper

6-2 • 245 • 2/7/94

Notre Dame • FA for '18

NFL: Rookie • Cowboys: Rookie



COLLEGE:

- In 2015 as a senior, started all 13 games, ending his career at Notre Dame perfect on all 124 snapping opportunities - 52 extra points, 17 field goals and 57 punts.
- In his junior season, played all 13 games, registering quality snaps on all 24 field goal attempts.
- Played in all 13 games his sophomore season in 2013.
- Did not appear in any games as a freshman in 2012.

PERSONAL:

- Attended Downers Grove, Ill., South High School where he was named national high school long snapper of the year for 2011.
- Earned his degree in management consulting from Notre Dame.

COMMUNITY:

- 2018 Dallas Cowboys U High School Camp.

KADEEM EDWARDS

Guard


6-4 • 315 • 1/24/91

Tennessee State • FA for '16

NFL: 1st Year • Cowboys: 1st Year

Games/Starts: 2017-0/0; Career-0/0

Postseason: 2017-0/0; Career-0/0



TRANSACTION SUMMARY:

12/29/17: Signed to Dallas' active roster.

1/16/17: Signed with Dallas as a future, waived (9/2) and signed to Dallas' practice squad (9/3).

9/3/16: Waived by Jacksonville and signed to Dallas' practice squad (11/8).

9/14/15: Waived by Tampa Bay and signed to Jacksonville's practice squad (11/9).

11/12/14: Placed on Reserve/Injured with a foot injury.

5/10/14: Drafted in the fifth round (143rd overall) by Tampa Bay.

2017:

- Went to training camp with Dallas, was released at the final cut date but signed to Dallas' practice squad.
- Signed to the active roster for the season finale but was a gameday inactive.

2016 (Jacksonville/Dallas):

- Went to training camp with the Jaguars but was released at the end.
- Signed to Dallas' practice squad on Nov. 8 where he spent the remainder of the season.

2015 (Tampa Bay/Jacksonville):

- Finished training camp with the Bucs but was cut Sept 14.
- Was out of football until signing to Jacksonville's practice squad (11/9).

2014 (Tampa Bay):

- Drafted in the fifth round (143rd overall) by Tampa Bay, was inactive for the first nine games of the season and landed on Reserve/Injured with a foot injury.

COLLEGE:

- Started 41-of-45 games played at Tennessee State (14 as a senior) to earn first-team FCS All-America.
- As a junior, started 11 games and earned second-team All-American honors and first-team All-Conference.
- Started the first 10 games of the season as a sophomore in 2011 and took home second-team All-Conference honors.
- Started nine-of-10 games as a redshirt freshman.

PERSONAL:

- Earned third-team Class 6A all-state honors at Seminole High School in Sanford, Fla.
- Majorred in human performance and sports science at Tennessee State.

COMMUNITY:

- 2016 Rookie Club presented by UnitedHealthCare.
- 2017-18 Dallas Cowboys U High School Camp.
- 2018 North Texas Food Bank.
- Annual team Holiday Hospital Visits.
- Salvation Army Angel Tree Christmas Program.
- Make-A-Wish Foundation of North Texas.

JAMES HEARNS

Defensive End

6-2 • 265 • 9/20/93

Louisville • FA for '18

NFL: Rookie • Cowboys: Rookie



COLLEGE:

- Played in 39 games with 21 starts at Louisville and recorded 97 tackles, 17.5 sacks, 28 tackles for loss, nine forced fumbles, two fumble recoveries and five pass deflections.
- Tied for the team lead with 7.0 sacks as a senior along with 42 tackles, 13.5 tackles for loss, four forced fumbles, a fumble recovery and three pass breakups in 12 games with nine starts.
- As a junior, started all 12 games played and ranked 46th nationally in sacks with 8.0 along with a career-best 43 tackles, 11 tackles for loss and five forced fumbles - second-highest total in school history.
- Played in 13 games and logged 12 tackles, 3.5 tackles for loss and 2.5 sacks as a sophomore.
- Appeared in two games as a redshirt freshman but did not record any stats.
- Played in two games as a true freshman before an injury ended his season and allowed him to redshirt.

PERSONAL:

- Attended Lincoln High School in Tallahassee, Fla., and totaled 73 tackles, two interceptions and three hurries as a senior.
- Also played basketball.
- Earned his degree in criminal justice from Louisville.
- Has a daughter, Kali.

COMMUNITY:

- 2018 Dallas Cowboys U High School Camp.

BRYCE JOHNSON**Guard**

6-5 • 315 • 6/4/95

St. Cloud State • FA for '18

NFL: Rookie • Cowboys: Rookie

**COLLEGE:**

- In 2017 started all 11 games as a senior.
- In his junior season, played in nine games.
- Started all 11 games, earning second-team All-NSIC selection during his sophomore season.
- As a redshirt freshman, started four of the six games he played.
- Redshirted in 2013 to maintain season of eligibility.

PERSONAL:

- Attended Beaver Dam, Wis., High School where he was a two-time all-conference football player.
- Also lettered in Basketball.
- Earned his degree in environmental studies from St. Cloud State.

COMMUNITY:

- 2018 Dallas Cowboys U High School Camp.

TRE'VON JOHNSON**Linebacker**

6-0 • 232 • 2/10/95

Weber State • FA-'17

NFL: 1st Year • Cowboys: 1st Year

Games/Starts: 2017-0/0; Career-0/0

Postseason: 2017-0/0; Career-0/0

**TRANSACTION SUMMARY:**

- 12/27/17:** Signed to Dallas' active roster.
9/2/17: Released by Arizona and signed to Dallas' practice squad (9/27).
5/2/17: Signed with Arizona as a rookie free agent.

2017 (Arizona/Dallas):

- Signed with Arizona as a rookie free agent, but released during final cuts.
- Signed to the Cowboys practice squad (9/27), then signed to the active roster for the finale but was inactive.

COLLEGE:

- Played in 42 games with 35 starts, recording 237 tackles, including 9.0 sacks and 26 tackles for loss in four seasons at Weber State.
- Also had seven pass breakups and three forced fumbles.
- Named a team captain as a senior and earned first-team All-Big Sky honors after starting all 12 games and recording 92 tackles, 12.5 tackles for loss, four pass breakups, one forced fumble and one fumble recovery.
- In his junior year, he was named a team captain and earned second-team All-Big Sky honors, finishing with 66 tackles, 9.5 tackles for loss, two pass breakups, and two forced fumbles.
- As a sophomore, he started 11 games and recorded 62 tackles, 3.5 tackles for loss, one quarterback hurry and one pass breakup.
- Played in all 12 games recording 38 tackles and two tackles for loss in his freshman season.

PERSONAL:

- Attended Hunter High School in West Valley City, Utah, where he earned second-team all-region honors as a running back and safety.

- As a senior, had two interceptions rushed 98 times for 633 yards and 11 touchdowns on offense.
- He and his wife, Myley, have a daughter, Naiya, and a son, Jet.
- Majored in professional sales at Weber State.

COMMUNITY:

- 2017-18 Dallas Cowboys U High School Camp.
- Annual team Holiday Hospital Visits.
- Salvation Army Angel Tree Christmas Program.
- Make-A-Wish Foundation of North Texas.

KAM KELLY**Cornerback**

6-2 • 205 • 8/19/96

San Diego State • FA for '18

NFL: Rookie • Cowboys: Rookie

**COLLEGE:**

- Appeared in 46 games at San Diego State, where he totaled 165 tackles, 10 interceptions, 27 pass deflections and two sacks.
- Played cornerback for his first three years and transitioned to safety for his senior season.
- In 2017 started all 13 games, totaling 70 combined tackles with three interceptions and two sacks, earning first-team All-Mountain West in his senior campaign.
- In his junior season, played in all 14 games, tallying 38 tackles, five interceptions and six pass breakups.
- Played in 13 games, tallying 58 total tackles, two interceptions, and five pass deflections as a sophomore.
- As a freshman, appeared in six games, mainly as a kick returner, totaling five kicks for 131 yards.

PERSONAL:

- Attended Wylie High School in Murphy, Texas where he earned academic all-state selection while leading his team to the 4A D1 Quarterfinals.
- Also lettered in basketball and track and field.
- Earned his degree in social science from San Diego State.

COMMUNITY:

- 2018 Dallas Cowboys U High School Camp.

JOEL LANNING**Linebacker**

6-1 • 237 • 11/18/94

Iowa State • FA for '18

NFL: Rookie • Cowboys: Rookie

**COLLEGE:**

- Switched to linebacker during spring drills prior to his senior campaign and led the team, third in the conference, with 8.8 tackles-per-game. Second on the team in sacks (6.0) and third with 11 tackles for loss.
- Co-captain as a junior, playing in all 12 games with nine starts and threw for 1,290 yards and nine scores on 99-of-169 passes.
- As a sophomore, started at quarterback the final five games of the season and completed 107-of-193 passes for 1,247 yards and 10 touchdowns. Rushed for 330 yards (second on the team) and four touchdowns.
- Played in just one game on special teams as a redshirt freshman.
- Redshirted as a true freshman.

PERSONAL:

- Four-year letterman and all-conference selection as a junior and senior at Ankeny, Iowa, High School.
- Led Ankeny to a state championship as a senior quarterback, throwing for 2,315 yards and 22 touchdowns.
- Competed on Ankeny's baseball and wrestling teams, winning a baseball state championship as a senior.
- Earned his degree in liberal studies from Iowa State in the Spring of 2017.

COMMUNITY:

- 2018 Dallas Cowboys U High School Camp.

AUSTIN LARKIN

Defensive End

6-3 • 265 • 4/6/95

Purdue • FA for '18

NFL: Rookie • Cowboys: Rookie



COLLEGE:

- In two seasons with Purdue, tallied 41 tackles, 4.5 tackles for loss, 2.5 sacks and a forced fumble in 23 games with 18 starts.
- Played in 13 games with 12 starts as a senior, totaling 23 tackles, a tackle for loss and a forced fumble.
- As a junior started six of 10 games and finished with 18 total tackles, 3.5 tackles for loss and 2.5 sacks.
- Received a scholarship offer to Purdue after transferring from City College of San Francisco where he had 38 tackles, 17 tackles for loss and 7.0 sacks in 13 games to help the team win the 2015 California Community College Athletic Association title and finish the season 12-1.
- Began his collegiate career as a walk-on at Notre Dame.

PERSONAL:

- Attended Dougherty Valley High School in San Ramon, Calif., where he was selected second team All-Diablo Foothill Athletic League as a senior and was a team captain.
- Named honorable mention All-Diablo Foothill Athletic League as a junior and also played running back as a junior and tight end as a senior.
- Uncle is Major League Baseball Hall of Fame shortstop Barry Larkin and cousin is Shane Larkin, who currently plays for the Boston Celtics of the NBA.
- Earned his degree in movement and sports science from Purdue.

COMMUNITY:

- 2018 Dallas Cowboys U High School Camp.

LANCE LENOIR, JR.

Wide Receiver

6-0 • 210 • 2/9/95

Western Illinois • FA for '17

NFL: 1st Year • Cowboys: 1st Year

Games/Starts: 2017-1/0; Career-1/0

Postseason: 2017-0/0; Career-0/0



TRANSACTION SUMMARY:

9/2/17: Waived, and signed to Dallas' practice squad (9/3) and activated (12/29).

6/13/17: Signed a one year contract through 2017 as a rookie free agent with Dallas.

2017:

- Went to training camp with the Cowboys, was released and spent majority of the season on the practice squad.
- Signed to Dallas' active roster for Week 17 at Philadelphia (12/31) and, in his NFL debut, played on offense and special teams, recording his first career special teams tackle in the season-ending win.

COLLEGE:

- Played in 48 games with 47 starts, recording 237 receptions for 3,796 yards and 28 touchdowns during his four seasons at Western Illinois.
- Named first-team All-Missouri Valley Conference for the second time in his career, recording 76 receptions for 1,093 yards and seven touchdowns as a senior.
- In his junior year, earned second team All-Missouri Valley Football Conference as a receiver and an honorable mention as a return specialist, racking up 1,184 yards with seven touchdowns.
- As a sophomore, earned first-team All-Missouri Valley with 75 catches for 1,030 yards and seven touchdowns.
- Started all 12 games as a freshman, leading the team in receiving with 489 yards and seven touchdowns.

PERSONAL:

- Attended Crete, Ill., Monee High School, lettering in football and baseball.
- During his time at Crete Monee, finished with 140 receptions for 1,971 yards and 31 touchdowns.
- Majored in law enforcement justice administration at Western Illinois University.

COMMUNITY:

- 2017-18 Dallas Cowboys U High School Camp.
- Annual team Holiday Hospital Visits.
- Kick Off Luncheon and Dallas Cowboys Family Cookbook benefiting North Texas Food Bank.
- Salvation Army Angel Tree Christmas Program.
- Make-A-Wish Foundation of North Texas.

BRETT MAHER

(MAH-her)

Kicker

6-0 • 180 • 11/21/89

Nebraska • FA for '18

NFL: 1st Year • Cowboys: 1st Year

Games/Starts: 2017-0/0; Career-0/0

Postseason: 2017-0/0; Career-0/0



TRANSACTION SUMMARY:

4/4/18: Signed with Dallas.

3/20/17: Signed with Cleveland and was released (5/2).

8/27/13: Released by Dallas.

5/12/13: Signed with the N.Y. Jets as a rookie free agent, was released (7/23) and signed with Dallas (8/11).

2017 (Cleveland):

- Was briefly with Cleveland but was released following the NFL Draft and spent the year out of football.

2016 (CFL):

- Made 41-of-50 field goal attempts and averaged 45.9 yards-per-punt for the Hamilton Tiger Cats.

2015 (CFL):

- Suffered a hip injury and missed all but four games for Ottawa in 2015.

2014 (CFL):

- Played in the preseason for the Winnipeg Blue Bombers, but was released prior to the start of the season.
- Signed with Ottawa, and was named the CFL's Special Teams Player of the Week after going six-of-six on field goals.

2013 (N.Y. Jets/Dallas):

- Went to training camp with the Cowboys, was released and spent 2013 out of football.

COLLEGE:

- Finished his Huskers career connecting on 39-of-50 field goals (78.0%) with 219 points, while booting 120 punts for a 43.2-yard average and dropping 43 inside the 20-yard line.
- As a senior in 2012 went 20-of-27 on field goals and punted 61 times for a 41.8-yard average with 18 inside the 20-yard line and a long of 69 yards.
- In 2011 became the first Big Ten specialist to be named the All-Conference kicker and punter in the same year since 2001, connecting on 19-of-23 field goals and averaging 44.5 yards-per-punt, the sixth-highest single-season average in school history.

PERSONAL:

- Earned first-team all-state honors at Kearney, Neb., High School, making eight-of-14 field goals and averaging 41.2 yards-per-punt as a senior, while also playing wide receiver and recording 775 receiving yards with 10 touchdowns.
- Majored in secondary education-mathematics at Nebraska.
- Has a wife, Jenna, and two daughters, Maela and Laekyn.

COMMUNITY:

- 2018 Dallas Cowboys U High School Camp.

DAMIEN MAMA

Guard

6-4 • 325 • 6/27/95

Southern California • FA for '18

NFL: 1st Year • Cowboys: 1st Year

Games/Starts: 2017-0/0-NYG; Career-0/0

Postseason: 2017-0/0; Career-0/0



TRANSACTION SUMMARY:

5/21/18: Signed with Dallas.

5/7/18: Waived by the N.Y. Giants.

12/12/17: Signed with the N.Y. Giants.

9/2/17: Waived and signed to Kansas City's practice squad (9/3).

5/16/17: Signed with Kansas City as a rookie free agent.

2017 (Kansas City/N.Y. Giants):

- Signed with the Kansas City Chiefs as a rookie free agent, but was waived at the end of camp.
- Signed to the Chiefs practice squad where he remained until signing to the N.Y. Giants active roster on Dec. 12.
- Was inactive for all three remaining games with the N.Y. Giants.

COLLEGE:

- Started 29 of the 39 games he played while at USC, including 12 as a senior.
- As the starting left guard as a sophomore, started all 13 games and was an All-Pac-12 honorable mention.
- Started four of the 12 games he played as a true freshman.

PERSONAL:

- Earned All-American honors as a senior offensive and defensive lineman at St. John Bosco High School in Bellflower, Calif.
- Was a member of St. John Bosco's division and state championship team as a senior.
- Engaged to Brianna Daugherty.
- Majored in sociology at USC.

COMMUNITY:

- 2018 Dallas Cowboys U High School Camp.

MEKALE McKAY

(muh-KALE)

Wide Receiver

6-4 • 210 • 8/4/93

Cincinnati • FA for '18

NFL: 1st Year • Cowboys: 1st Year

Games/Starts: 2017-0/0; Career-0/0

Postseason: 2017-0/0; Career-0/0

**TRANSACTION SUMMARY:**

- 5/30/18:** Signed with Dallas.
12/20/17: Signed to Chicago's practice squad and waived (4/19/18).
6/6/17: Signed with Tennessee and waived (9/4).
1/11/17: Signed with Denver and waived (5/4).
11/29/16: Signed to Jacksonville's practice squad.
5/02/16: Signed with Indianapolis as a rookie free agent and waived (9/3).

2017 (Denver/Tennessee/Chicago):

- Signed a futures contract with Denver but was released during the offseason.
- Signed with Tennessee one month later but was waived at the end of training camp and out of football until signing to Chicago's practice squad on Dec. 20.

2016 (Indianapolis/Jacksonville):

- Signed with Indianapolis as a rookie free agent but was released after training camp.
- Added to the Jacksonville Jaguars practice squad from Week 13 through the end of the season.

COLLEGE:

- Appeared in 38 games over three seasons (2013-15) at Cincinnati and tallied 87 receptions for 1,717 yards and 17 touchdowns. Also played at Arkansas for one year (2012) where he appeared in 12 games with 10 starts and caught 21 passes for 317 yards and two touchdowns.
- Saw action in 11 games as a senior and posted 25 receptions for 494 yards and two touchdowns.
- As a junior, played in 13 games and registered career-highs in receptions with 44, receiving yards with 725 and receiving touchdowns with eight. Also averaged 16.4 yards-per-catch.
- Appeared in 13 games in his first season at Cincinnati as a sophomore. Totaled 485 receiving yards on 16 catches with seven touchdowns.
- As a true freshman at Arkansas, played in all 12 games with 10 starts and had 21 catches for 317 yards and two touchdowns on the season.

PERSONAL:

- Attended Moore, Ky., High School where he totaled 38 receptions for 894 yards and 13 touchdowns as a senior.
- Ranked as the No. 2 overall prospect in Kentucky by 247Sports.com.

COMMUNITY:

- 2018 Dallas Cowboys U High School Camp.

MARCHIE MURDOCK

Wide Receiver

6-0 • 208 • 1/7/95

Iowa State • FA for '18

NFL: Rookie • Cowboys: Rookie

**COLLEGE:**

- Emerged as one of ISU's top receiving threats in 2017, earning 11 starts in 13 games played and finishing third on the team in receptions (41), receiving yards (513) and receiving touchdowns (five) as a senior.
- Saw action in nine games and caught two passes for 29 yards in his junior year.

- Started five-of-10 games and tallied 20 receptions for 194 yards and three touchdowns at Iowa State in 2015.
- After redshirting in 2013, played in four games as a redshirt freshman in 2014 and caught his first career pass and only reception of the season on a 17-yard haul.

PERSONAL:

- Named to the Fort Worth Star-Telegram Super Team as a senior at Legacy High School in Arlington, Texas, after recording 49 passes for 770 yards and 13 touchdowns, also earning team MVP as a senior.
- Lettered three years in football and basketball and twice in track & field.
- Earned his degree in communications from Illinois.

COMMUNITY:

- 2018 Dallas Cowboys U High School Camp.

DONOVAN OLUMBA (oh-LOOM-buh)

Cornerback

6-2 • 205 • 9/26/95

Portland State • FA for '18

NFL: Rookie • Cowboys: Rookie

**COLLEGE:**

- Appeared in 46 games in college, totaling 165 tackles, 10 interceptions, 27 pass deflections and two sacks.
- Attended Alderson-Broaddus University until his transfer to Portland State for his senior season.
- Started at corner for Portland State in 2017 and totaled 21 tackles with seven pass deflections.
- In his junior season, played in nine games tallying 28 tackles, two interceptions and 10 pass deflections.
- Played in 11 games, tallying 21 tackles, eight pass deflections, and one interception as a sophomore.
- As a freshman at Alderson-Broaddus University, played in 10 games ending with 14 total tackles, three interceptions, and seven pass deflections.

PERSONAL:

- Attended Salpointe Catholic High school in Tucson, Arizona, and finished his senior season playing both receiver and defensive back.
- Majored in Communications.

COMMUNITY:

- 2018 Dallas Cowboys U High School Camp.

KYLE QUEIRO (KAY-row)

Linebacker

6-2 • 230 • 12/18/94

Northwestern • FA for '18

NFL: Rookie • Cowboys: Rookie

**COLLEGE:**

- Played in 41 career games with 24 starts at Northwestern as a safety and amassed 132 tackles, nine tackles for loss, 23 pass breakups, eight interceptions - one for a touchdown - a forced fumble and fumble recovery.
- As a senior, started all 13 games and finished the regular season with career-highs in assisted tackles (28), total tackles (60), tackles for loss (5.5), pass breakups (nine) and a team-high in interceptions (five).
- Made 10 starts in 11 games played as a junior and recorded 53 tackles, including 32 solo stops, 3.5 tackles for loss and a pair of interceptions.
- Played in five games as a backup safety as a sophomore, missing eight games due to injury, to total eight tackles, one interception and a pass deflection.
- Saw action in 12 games as a redshirt freshman and recorded 11 tackles.

PERSONAL:

- Attended Bergen Catholic High School in Oradell, N.J. where he was named to the MSG Varsity All-State & All-Metro Teams.
- Also named all-county triple jumper and high jumper and lettered twice as a guard on the Crusader's basketball team.
- Majored in learning and organizational change at NU.

COMMUNITY:

- 2018 Dallas Cowboys U High School Camp.

TYREE ROBINSON (tie-REE)

Safety

6-2 • 215 • 4/14/94
Oregon • FA for '18
NFL: Rookie • Cowboys: Rookie



COLLEGE:

- Started 12 games at safety as a senior, finishing the season with 48 total tackles, including two tackles for loss, also logging five pass breakups and two fumble recoveries in 2017.
- Started 11-of-12 games as a junior, opening the season at safety for two games before converting to cornerback for the remainder of the season and tied for second on the team with six pass break ups while adding 53 tackles in 2016.
- Appeared in all 13 games and finished the year as Oregon's fourth leading tackler (64 stops) and led the program with three interceptions, including a 41-yard touchdown return in 2015.
- As a redshirt freshman in 2014, played in all 15 games and finished with 36 tackles on defense, also playing a major role on special team units.

PERSONAL:

- The two-way standout at Lincoln High School in San Diego, Calif., accumulated 60 tackles and four interceptions his senior year, along with 10 pass deflections. Also caught 17 passes for 319 yards (18.8 avg.) and tallied 10 touchdowns.
- Also played basketball, averaging 21.3 points and 5.8 rebounds-per-game as a junior.
- Earned his degree in sociology from Oregon.

COMMUNITY:

- 2018 Dallas Cowboys U High School Camp.

JAMEILL SHOWERS (juh-MEEL)

Safety

6-2 • 223 • 9/6/91
Texas El-Paso • FA for '15
NFL: 1st Year • Cowboys: 1st Year
Games/Starts: 2017-0/0; Career-0/0
Postseason: 2017-0/0; Career-0/0



TRANSACTION SUMMARY:

- 9/13/17:** Released and signed to Dallas' practice squad (9/19).
9/2/17: Released and signed to Dallas' practice squad (9/3).
1/16/17: Signed with Dallas as a future.
9/4/16: Waived and signed to Dallas' practice squad (9/5).
9/5/15: Waived, signed to Dallas' practice squad (9/7) and activated (12/25).
5/8/15: Signed with Dallas as a rookie free agent.

2017:

- Spent the entire season on the practice squad at safety.

2016:

- Made the switch to safety from quarterback, was released at the end of training camp but immediately signed to Dallas' practice squad where he spent the season.

2015:

- Signed with Dallas as a rookie free agent following the 2015 NFL Draft but was released at the end of camp.
- Spent the first 15 weeks on Dallas' practice squad, signed to the active roster for Week 16 but was inactive for each of the two final games.

COLLEGE:

- In four seasons - two at UTEP and two at Texas A&M - completed 297-of-523 passes (56.8) for 3,480 yards with 25 touchdowns to 11 interceptions. Rushed for nine touchdowns and 579 yards on 173 carries (3.3).
- In his senior campaign, started all 13 games and threw for 12 touchdowns, six interceptions and 1,858 yards on 159-of-286 passes (55.6). Also rushed 93 times for 312 yards and four touchdowns.
- Transferred to UTEP with two years of eligibility after graduating from Texas A&M and made seven starts as a junior, missing five due to injury. Connected on 107-of-188 (56.9) passes for 1,263 yards with 11 touchdowns and four interceptions. Added 62 runs for 195 yards and four scores.
- As a sophomore with the Aggies, played in 11 games, completing 31-of-49 (63.3) passes for 359 yards and two touchdowns while rushing 18 times for 72 yards.
- As a redshirt freshman at Texas A&M, was a reserve behind Ryan Tannehill, seeing time in four games in relief of Tannehill and in short yardage situations. Finished four-of-five for 40 yards and rushed for 33 yards on nine carries with one touchdown.

PERSONAL:

- Was an honorable mention all-state selection as a junior at Shoemaker High School in Killeen, Texas.
- Finished his junior season with 22 touchdowns and 2,150 passing yards with 513 rushing yards, missing his senior year due to injury.
- He and his wife, Chelsea, were married in spring, 2018.
- Earned his bachelor's in university studies from Texas A&M and a master's in leadership studies at UTEP.

COMMUNITY:

- 2015 Rookie Club presented by UnitedHealthcare.
- 2015-18 Dallas Cowboys U High School Camp.
- 2016 Dallas Cowboys Draft/Fan Appreciation Party.
- 2016 Fashion's for First Downs Dallas Cowboys Women's Charity Fashion Show.
- Annual team Holiday Hospital Visits.
- Dallas Cowboys Kickoff Luncheon and Cowboys Family Cookbook benefiting Happy Hill Farm.
- Salvation Army Angel Tree Christmas Program.
- Make-A-Wish Foundation of North Texas.

DUSTIN STANTON**Guard**

6-6 • 310 • 2/20/94

Oregon State • FA for '18

NFL: 1st Year • Cowboys: 1st Year

Games/Starts: 2017-0/0; Career-0/0

Postseason: 2017-0/0; Career-0/0

**TRANSACTIONS:****4/30/18:** Signed with Dallas.**5/5/17:** Signed with Cincinnati as a rookie free agent and released (9/2).**2017 (Cincinnati):**

- Signed with Cincinnati as a rookie free agent but was released at the end of training camp.

COLLEGE:

- Started all 12 games and was named a team captain his senior 2016 season.
- Started all 12 games at right tackle as a junior in 2015.
- In his sophomore season, started six of the 12 games that he appeared at tackle.
- Played in all 13 games, primarily on special teams, as a redshirt freshman in 2013.
- Redshirted his freshman 2012 season.

PERSONAL:

- Attended Lakewood High School in Marysville, Wash., where he was a three-year captain, playing tight end and linebacker.
- Also played basketball and participated in track and field.
- Earned his degree in Entrepreneurship from Oregon State

COMMUNITY:

- 2018 Dallas Cowboys U High School Camp.

DALTON STURM

Quarterback

6-1 • 208 • 9/15/95

Texas-San Antonio • FA for '18

NFL: Rookie • Cowboys: Rookie



COLLEGE:

- Appeared in 35 games at Texas-San Antonio with a total of 5,768 passing yards and 49 touchdowns with 1,227 rushing yards and seven rushing touchdowns.
- In 2017 started all 11 games at quarterback, throwing for 2,185 yards and 15 touchdowns and posting a pass efficiency rating of 137.4 with just five interceptions thrown as a senior.
- In his junior year, started all 13 games, throwing for over 2,170 yards and 20 touchdowns while also rushing for 313 yards and four touchdowns.
- Started seven of the final 10 games as a sophomore, throwing for 1,354 yards and 13 touchdowns.
- As a freshman, appeared in one game at Western Kentucky where he threw a 47-yard touchdown.

PERSONAL:

- Attended Goliad, Texas, High School earning honorable mention all-state and District 15-2A Division I Offensive Most Valuable Player as a senior.
- Also played basketball, where he earned all-region and all-district honors.
- Earned his degree in marketing from UT San Antonio.

COMMUNITY:

- 2018 Dallas Cowboys U High School Camp.


CHARVARIUS WARD

(char-VARY-us) Cornerback

6-1 • 200 • 5/16/96

Middle Tennessee State • FA for '18

NFL: Rookie • Cowboys: Rookie



COLLEGE:

- Started eight games, playing in all 13, and had a personal-high 48 tackles (sixth on the team) along with three stops for losses, a sack and a team-high 14 breakups.
- After transferring to Middle Tennessee State as a junior, started two of the 12 games he played and notched 23 tackles, five breakups, two interceptions, one hurry and a fumble recovery.
- Spent two years at Hinds Community College and logged 32 stops with one pick, two breakups and a blocked kick as a sophomore.
- Posted 32 tackles, three interceptions, five breakups and a forced fumble as a freshman at Hinds.

PERSONAL:

- Lettered in football at McComb, Miss., High School, posting 48 tackles and an interception as a senior.
- Took home all-region honors while also being voted the team's top defensive back.
- Earned his degree in liberal studies at MTSU.

COMMUNITY:

- 2018 Dallas Cowboys U High School Camp.

DAVID WELLS

Tight End

6-6 • 260 • 5/2/95

San Diego State • FA for '18

NFL: Rookie • Cowboys: Rookie



COLLEGE:

- Made 38 catches for 449 yards and six touchdowns while playing in 52 games with 24 starts at San Diego State.
- As a senior, was named a second-team All-Mountain West selection by the league's coaches and media after making nine receptions for 133 yards and two touchdowns while playing in 12 games with 10 starts.
- Named second-team All-Conference after hauling in 25 passes for 294 yards and four touchdowns - all career-highs.
- Played in 14 games as a sophomore and caught four passes for 22 yards.
- Played in 12 of the team's 13 games, mostly on special teams, without recording a stat as a freshman.

PERSONAL:

- Attended Clovis, Calif., North High School where he switched to tight end late in his high school career.
- Helped lead CNHS to a CIF Central Section Division I championship and a 12-2 record in 2012, recording 60 catches for 1,188 yards (19.8 avg.) and 10 touchdowns to become a first-team all-league pick and first-team All-Valley selection as a senior.
- Played forward on the basketball team, winning a section championship and was a pitcher with the baseball squad.
- Earned his bachelor's in communications and a master's degree in homeland security.

COMMUNITY:

- 2018 Dallas Cowboys U High School Camp.

MARQUEZ WHITE

(MAR-kwez)

Cornerback

6-0 • 190 • 10/29/94

Florida State • D6b for '17 (216th overall)

NFL: 1st Year • Cowboys: 1st Year

Games/Starts: 2017-0/0; Career-0/0

Postseason: 2017-0/0; Career-0/0



TRANSACTION SUMMARY:

9/2/17: Waived and signed to Dallas' practice squad (9/3).

4/29/17: Drafted in the sixth round (216th overall) by Dallas.

2017:

- After being selected in the sixth round (216th overall) of the 2017 NFL Draft, went to camp with Dallas but was released at the end.
- Immediately signed to the Cowboys practice squad where he remained for the entire season.

COLLEGE:

- As a senior, one-of-five defenders to start all 13 games and had 25 tackles, two tackles for loss and six passes defended with two interceptions.
- Started all 13 games at cornerback, finishing with 25 tackles, two tackles for loss, two pass breakups and an interception while ranking second in the ACC in terms of completions-per-target at 32.1 percent as a junior.
- Appeared in 12 games and made three tackles during his sophomore campaign.
- Appeared in 13 games, including the BCS National Championship Game against Auburn, and finished the season with 12 tackles, a tackle for a loss and an interception as a true freshman.

PERSONAL:

- Attended Northview High School in Dothan, Ala., where he recorded 39 tackles, three interceptions, forced a fumble, recovered a fumble and broke up nine passes as a senior four-star recruit.
- Joined Florida State men's basketball squad on Jan. 12, 2014 - just six days after playing in the BCS National Championship - and played in six games as a reserve guard in one season on the team.
- Has a daughter, Alayla.
- Majored in social science.

COMMUNITY:

- 2017 Rookie Club presented by Essilor USA.
- 2017-18 Dallas Cowboys U High School Camp.
- Annual team Holiday Hospital Visits.
- Make-A-Wish Foundation of North Texas.

TREY WILLIAMS

Running Back

5-7 • 198 • 12/11/92

Texas A&M • FA for '17

NFL: 1st Year • Cowboys: 1st Year

Games/Starts: 2017-0/0; Career-2/0

Postseason: 2017-0/0; Career-0/0



TRANSACTION SUMMARY:

- 12/18/17:** Released and signed to Dallas' practice squad (12/20).
- 11/2/17:** Signed to Dallas' practice squad and activated (11/26).
- 2/14/17:** Signed with Pittsburgh and released (9/2).
- 8/29/16:** Waived by Indianapolis.
- 12/17/15:** Signed to Miami's practice squad and signed to Indianapolis' active roster (12/21).
- 12/12/15:** Signed to New England's practice squad and released (12/16).
- 12/1/15:** Claimed off waivers by New England and released (12/10).
- 11/4/15:** Signed to Dallas' active roster and waived (11/30).
- 10/1/15:** Released and re-signed to Washington's practice squad (10/13).
- 9/5/15:** Waived and signed to Washington's practice squad (9/6).
- 5/7/15:** Signed with Washington as a rookie free agent.

2017 (Pittsburgh/Dallas):

- Spent the offseason and preseason with the Pittsburgh Steelers but was released at the end of training camp.
- Out of football until signing to Dallas' practice squad on Nov. 2.
- Activated on Nov. 26 during Ezekiel Elliott's suspension. Was a gameday inactive for three games before returning to the practice squad for the final two weeks of the season.

2016 (Indianapolis):

- Spent the offseason and preseason with the Indianapolis Colts, was waived during training camp and out of football the remainder of the season.

2015 (Washington/Dallas/New England/Miami/Indianapolis):

- Signed with Washington as a rookie free agent and went to training camp, but was waived at the final cut date.
- Immediately signed to the Redskins practice squad where he spent seven of the first eight weeks before signing with Dallas (11/4).
- Was a gameday inactive for four games before being waived Nov. 30.
- Claimed off waivers by New England, bounced between the Patriots roster and practice squad before landing on Miami's practice squad.
- Spent four days with the Dolphins before signing to Indianapolis' active roster.
- Played in two games for the Colts, rushing two times for 12 yards.
- Made his NFL debut at Miami (12/27) then played against Tennessee (1/3/16) and recording his lone stats.

COLLEGE:

- Finished his three-year career as a running back at Texas A&M with 36 games played, rushing for 1,343 yards and 18 touchdowns on 204 career carries (6.6 avg.), while adding 38 career receptions for 330 yards with one receiving touchdown.
- Led his team in rushing as a junior in 2014 with 474 yards and six touchdowns on 70 carries and finished second on the team with 851 all-purpose yards, also adding 14 catches for 59 yards and 318 return yards on 13 kickoff returns.
- Recorded 407 rushing yards and caught 10 passes for 54 yards as a sophomore in 2013 while amassing 706 kick return yards, including a 97-yarder against Mississippi State.
- Named to the Freshman All-SEC Team after appearing in all 13 games as a true freshman in 2012, posting 376 yards and five touchdowns on 65 carries, 12 receptions for 171 yards, and 25 kickoff returns for 557 yards.

PERSONAL:

- Attended Dekaney High School in Houston, Texas, where he finished his high school career with 8,110 yards and 86 touchdowns on 935 carries to earn All-American status from *Parade*, *Sports Illustrated*, *SuperPrep* and was named a U.S. Army All-American while also being selected first-team all-state as a junior and senior.
- Majored in agriculture leadership and development.

COMMUNITY:

- 2018 Dallas Cowboys U High School Camp.
- Annual team Holiday Hospital Visits.
- Make-A-Wish Foundation of North Texas.

TR. WILLIAMS' NFL TOTALS

Year Team	GP-GS	RUSHING					RECEIVING				
		No	Yds	Avg	Long	TD	No	Yds	Avg	Long	TD
2015 Indianapolis.....	2-0	2	12	6.0	12	0	0	0	0.0	0	0

ANTWAUN WOODS

Defensive Tackle

6-1 • 312 • 1/3/93
 Southern California • FA for '18
 NFL: 1st Year • Cowboys: 1st Year
 Games/Starts: 2017-0/0; Career-1/0
 Postseason: 2017-0/0; Career-0/0



TRANSACTION SUMMARY:

- 5/30/18: Signed with Dallas.
 5/22/18: Waived by Tennessee.
 9/2/17: Waived and signed to Tennessee's practice squad (9/3).
 10/3/16: Signed to Tennessee's practice squad and activated (12/28).
 9/2/16: Waived, signed to Tennessee's practice squad (9/5) and released (9/27).
 5/9/16: Signed with Tennessee as a rookie free agent.

2017 (Tennessee):

- Returned to training camp with the Titans, released at the end and spent the entire season on Tennessee's practice squad.

2016 (Tennessee):

- After signing with Tennessee as a rookie free agent, spent a majority of his rookie season on the practice squad, but played in one game while on the active roster.
- Made his lone NFL appearance as a reserve against Houston (1/1/17) and had two tackles, with a tackle for loss.

COLLEGE:

- Appeared in 48 games for the University of Southern California with 44 starts and totaled 113 tackles, 14.5 tackles for loss, 8.0 sacks, two deflections and a fumble recovery in his career. Was selected a team captain and named an All Pac-12 selection as a senior.
- As a senior, started the 13 games he played and racked up 41 tackles, seven tackles for loss, two deflections and a fumble recovery. Earned first-team All Pac-12 honors and an invite to the 2015 NFLPA Collegiate Bowl.
- Appeared in 12 games with 10 starts as a junior and registered 37 tackles and 1.0 sack.
- As a sophomore, played 13 games and started six and had 19 tackles, including two stops for a loss.
- Started the first four games of the season at nose tackle before becoming a productive reserve and in 13 games made 16 tackles, 4.5 tackles for loss and 3.0 sacks as a redshirt freshman.

PERSONAL:

- Was a four-year starter for Taft High School in Woodland Hills, Calif., and played offensive and defensive line.
- He and his wife, Shelby, have a son, Antwaun Jr.
- Received his bachelor's degree in sociology from Southern California in the spring of 2015.

COMMUNITY:

- 2018 Cowboys U High School Camp.

A. WOODS' NFL TOTALS

		DEFENSE								INTERCEPTIONS					FUMBLES REC				
Year Team	GP-GS	ST	AT	TT	Sks- Yds	Tkl/ Ls	QB Prs	PBU	FF	No	Yds	Avg	Lg	TD	No	Yds	Avg	Lg	TD
2016 Tennessee.....	1-0	2	0	—	2	0.0(0)	1(-3)	0	0	0	0	0	0.0	0	0	0	0.0	0	0
2017 Tennessee.....	0-0	PRACTICE SQUAD								PRACTICE SQUAD					PRACTICE SQUAD				
Totals	1-0	2	0	—	0	0.0(0)	0(0)	0	0	0	0	0	0	0	0	0	0	0	0



2018 Rookie and First-Year Roster

NO	NAME	POS	HGT	WGT	AGE	NFL EXP	COLLEGE	HOW ACQ.
1	Dalton Sturm	QB	6-1	206	22	R	Texas-San Antonio	FA-'18
2	Brett Maher	K	6-1	183	28	1	Nebraska	FA-'18
3	Mike White	QB	6-4	224	23	R	Western Kentucky	D5-'18
13	Michael Gallup	WR	6-1	198	22	R	Colorado State	D3-'18
14	Lance Lenoir Jr.	WR	6-0	210	23	1	Western Illinois	FA-'17
16	Cedrick Wilson	WR	6-2	197	22	R	Boise State	D6b-'18
18	Marchie Murdock	WR	6-0	201	23	R	Iowa State	FA-'18
19	Mekale McKay	WR	6-4	210	24	1	Cincinnati	FA-'18
23	Tyree Robinson	S	6-2	202	24	R	Oregon	FA-'18
28	Jameill Showers	S	6-2	222	26	1	Texas-El Paso	FA-'15
32	Donovan Olumba	CB	6-2	192	22	R	Portland State	FA-'18
36	Bo Scarbrough	RB	6-2	228	23	R	Alabama	D7-'18
37	Kam Kelly	CB	6-2	204	21	R	San Diego State	FA-'18
39	Marquez White	CB	6-0	190	23	1	Florida State	D6b-'17
40	Charvarius Ward	CB	6-1	198	22	R	Middle Tennessee State	FA-'18
41	Kyle Queiro	LB	6-2	215	23	R	Northwestern	FA-'18
43	Joel Lanning	LB	6-1	238	23	R	Iowa State	FA-'18
46	Jordan Chunn	RB	6-0	239	23	R	Troy	FA-'18
47	Scott Daly	LS	6-2	250	24	1	Notre Dame	FA-'18
52	Connor Williams	G	6-5	298	21	R	Texas	D2-'18
55	Leighton Vander Esch	LB	6-4	256	21	R	Boise State	D1-'18
58	Tre'von Johnson	LB	6-0	232	23	1	Weber State	FA-'17
59	Chris Covington	LB	6-2	245	22	R	Indiana	D6a-'18
61	Bryce Johnson	T	6-5	308	22	R	St. Cloud State	FA-'18
62	James Hearn	DE	6-2	244	24	R	Louisville	FA-'18
63	Jake Campos	T	6-7	304	23	R	Iowa State	FA-'18
64	Antwaun Woods	DT	6-1	312	25	1	Southern California	FA-'18
65	Austin Larkin	DE	6-3	254	23	R	Purdue	FA-'18
67	Dustin Stanton	G	6-6	298	24	1	Oregon State	FA-'18
69	Damien Mama	G	6-3	342	22	1	Southern California	FA-'18
74	Dorance Armstrong	DE	6-3	259	20	R	Kansas	D4a-'18
78	Kadeem Edwards	G	6-4	315	27	1	Tennessee State	FA-'16
81	K.D. Cannon	WR	5-11	183	22	1	Baylor	FA-'17
84	David Wells	TE	6-6	256	23	R	San Diego State	FA-'18
86	Dalton Schultz	TE	6-5	244	21	R	Stanford	D4b-'18

2018 Dallas Cowboys Draft Class



Top Row (left to right): Leighton Vander Esch (1st round), Connor Williams (2nd round), Michael Gallup (3rd round), Dorance Armstrong (4th round)
Second Row (left to right): Dalton Schultz (4th round), Mike White (5th round), Chris Covington (6th round), Cedrick Wilson (6th round)
Bottom Row: Bo Scarbrough (7th round)



2018 Veterans Roster

NO	NAME	POS	HGT	WGT	AGE	NFL EXP	COLLEGE	HOW ACQ.
4	Dak Prescott	QB	6-2	238	24	3	Mississippi State	D4b-'16
5	Dan Bailey	K	6-0	195	30	8	Oklahoma State	FA-'11
6	Chris Jones	P	6-0	205	28	7	Carson Newman	FA-'11
7	Cooper Rush	QB	6-3	225	24	2	Central Michigan	FA-'17
10	Tavon Austin	WR	5-8	179	28	6	West Virginia	T(LAR)-'18
11	Cole Beasley	WR	5-8	180	29	7	Southern Methodist	FA-'12
15	Deonte Thompson	WR	6-0	205	29	7	Florida	UFA(Buf)-'18
17	Allen Hurns	WR	6-3	201	26	5	Miami	FA-'18
20	Marqueston Huff	S	5-11	196	26	4	Wyoming	FA-'18
21	Ezekiel Elliott	RB	6-0	228	22	3	Ohio State	D1-'16
24	Chidobe Awuzie	CB	6-0	202	22	2	Colorado	D2-'17
25	Xavier Woods	S	5-11	202	22	2	Louisiana Tech	D6a-'17
26	Duke Thomas	CB	5-10	192	23	2	Texas	FA-'17
27	Jourdan Lewis	CB	5-10	195	22	2	Michigan	D3-'17
30	Anthony Brown	CB	5-11	196	24	3	Purdue	D6a-'16
31	Byron Jones	CB	6-0	205	25	4	Connecticut	D1-'15
35	Kavon Frazier	S	6-0	220	23	3	Central Michigan	D6b-'16
38	Jeff Heath	S	6-1	212	27	6	Saginaw Valley State	FA-'13
42	Eric Pinkins	LB	6-3	225	26	3	San Diego State	FA-'18
44	Darius Jackson	RB	6-0	228	24	3	Eastern Michigan	FA-'18
45	Rod Smith	RB	6-3	235	26	4	Ohio State	FA-'15
48	Joe Thomas	LB	6-1	227	27	4	South Carolina State	FA-'18
49	Jamize Olawale	FB	6-1	240	29	7	North Texas	T(Oak)-'18
50	Sean Lee	LB	6-2	245	31	9	Penn State	D2-'10
51	Jihad Ward	DT	6-5	295	24	3	Illinois	T(Oak)-'18
53	Justin March-Lillard	LB	6-0	222	24	4	Akron	FA-'17
54	Jaylon Smith	LB	6-2	245	22	2	Notre Dame	D2-'16
56	Datone Jones	DT	6-5	288	27	6	UCLA	FA-'17
57	Damien Wilson	LB	6-1	245	24	4	Minnesota	D4-'15
60	Marcus Martin	G	6-3	310	24	5	Southern California	UFA(Cle)-'18
66	Lewis Neal	DL	6-0	280	23	2	Louisiana State	FA-'17
68	Daniel Ross	DT	6-3	305	25	2	N.E. Mississippi C.C.	PS(KC)-'17
70	Zack Martin	G	6-4	315	27	5	Notre Dame	D1-'14
71	La'el Collins	T	6-4	320	24	4	Louisiana State	FA-'15
72	Travis Frederick	C	6-4	320	27	6	Wisconsin	D1-'13
73	Joe Looney	C	6-3	315	27	6	Wake Forest	UFA(Ten)-'16
75	Cameron Fleming	T	6-6	320	25	5	Stanford	UFA(NE)-'18
76	Kory Ealy	DE	6-4	275	26	5	Missouri	UFA(NYJ)-'18
77	Tyron Smith	T	6-5	320	27	8	Southern California	D1-'11
79	Chaz Green	G/T	6-5	318	26	4	Florida	D3-'15
80	Rico Gathers	TE	6-6	285	24	2	Baylor	D6d-'16
83	Terrance Williams	WR	6-2	210	28	6	Baylor	D3a-'13
85	Noah Brown	WR	6-2	225	22	2	Ohio State	D7b-'17
87	Geoff Swaim	TE	6-4	260	24	4	Texas	D7c-'15
89	Blake Jarwin	TE	6-5	260	23	2	Oklahoma State	FA-'17
90	DeMarcus Lawrence	DE	6-3	265	26	5	Boise State	D2-'14
91	Louis-Philippe Ladouceur	LS	6-5	256	37	14	California	FA-'05
92	Brian Price	DT	6-3	318	23	2	Texas-San Antonio	W(GB)-'17
93	Richard Ash	DT	6-3	320	25	2	Western Michigan	FA-'16
95	David Irving	DL	6-7	290	24	4	Iowa State	PS(KC)-'15
96	Maliek Collins	DT	6-2	308	23	3	Nebraska	D3-'16
97	Taco Charlton	DE	6-6	270	23	2	Michigan	D1-'17
98	Tyrone Crawford	DL	6-4	290	28	7	Boise State	D3-'12
99	Charles Tapper	DE	6-2	270	25	3	Oklahoma	D4a-'16

Assistant Coaches, cont.

K

Kiffin, Monte	Defensive Coordinator	2013-14
Kitchens, Freddie	Tight Ends	2006
King, Bobby	Asst. Linebackers/Def. Qual. Control	2010

L

Lavan, Al	Running Backs	1980-88
Lee, David	Offensive Assistant	2003-04, 2006
	Quarterbacks	2005
Lett, Leon	Asst. Defensive Line	2011-13
	Assistant Defensive Line/Tackles	2014
	Defensive Tackles	2015-17
Linehan, Scott	Passing Game Coordinator	2014
	Offensive Coordinator	2015-17
Loney, Steve	Assistant Offensive Line	2015
	Senior Offensive Assistant	2016
	Tight Ends	2017
Lowry, Alan	Special Teams	1982-86
	Receivers	1987-88
	Special Teams/Tight Ends	1989
	Tight Ends	1990
Lynn, Anthony	Running Backs	2005-06

M

MacIntyre, Mike	Assistant Secondary	2003-06
Mackovic, John	Quarterbacks	1981-82
Marinelli, Rod	Defensive Line	2013
	Defensive Coordinator	2014-17
Maxie, Brett	Assistant Secondary	2008
	Secondary/Safeties	2010
	Secondary	2011
McNulty, John	Wide Receivers	2003
Meeks, Ron	Defensive Assistant	1991
Miles, Les	Tight Ends	1998-00
Myers, Jim	Offensive Line	1962-72
	Offensive Coordinator	1973-74
	Offensive Coordinator/	
	Offensive Line	1975-76
	Assistant Head Coach/	
	Offensive Line	1977-86

N

Nguyen, Dat	Asst. Linebackers/Def. Asst.	2007-09
Nolan, Dick	Off. Qual Control/Wide Receivers	1962-67
	Receivers	1982-85
	Defensive Backs	1986-90

O

O'Quinn, Keith	Off. Asst./Off. Qual. Control	2010
	Off. Qual Control/Wide Receivers	2011-13
	Assistant Special Teams	2014-17

P

Painter, Dwain	Receivers	1998-99
Palmer, Chris	Quarterbacks	2006
Pasqualoni, Paul	Tight Ends	2005
	Linebackers	2006-07
	Defensive Line	2010
Patterson, Andre	Defensive Tackles	2000-02
Payton, Sean	Assistant Head Coach/	
	Quarterbacks	2003-04
	Assistant Head Coach/	
	Passing Game Coordinator	2005
Peete, Skip	Running Backs	2007-12
Pendergast, Clancy	Defensive Assistant/	
	Quality Control	1996-99
	Defensive Nickel Package	2000
	Defensive Backs	2001-02
Phillips, Wes	Quality Control/Off. Asst.	2007-10
	Assistant Offensive Line	2011-12
	Tight Ends	2013
Pollack, Frank	Asst. Offensive Line	2013-14
	Offensive Line	2015-17
Pope, Michael	Tight Ends	2014-16

R

Read, Bruce	Special Teams	2007-08
Reeves, Dan	Offensive Backfield	1970-72, 1975
	Special Teams Coach	1974
	Quarterbacks/Receivers	1976
	Offensive Coordinator/	
	Offensive Backs	1977-79
	Offensive Coordinator/	
	Quarterbacks/Receivers	1980
Reilly, Jack	Quarterbacks	1997
	Offensive Coordinator	2000-01
Renfro, Ray	Passing Offense	1968-72
Rhorne, Jerry	Quarterbacks	1989
Robinson, Jimmy	Asst. Head Coach/	
	Wide Receivers	2011-12
Robinson, Tommie	Offensive Assistant	1998-99
	Special Teams Assistant	2000
Rodgers, Kacy	Defensive Tackles	2003-04
	Defensive Line	2005-07
Roy, Alvin	Strength and Conditioning	1973-75
Ryan, Rob	Defensive Coordinator	2011-12

S

Seamon, Greg	Tight Ends	2002
Shelmon, Clarence	Running Backs	1998-01
Sherman, Ray	Wide Receivers	2007-10
Shofner, Jim	Quarterbacks	1983-85
Shula, Dave	Offensive Coordinator	1989
	Offensive Coordinator/	
	Quarterbacks	1990
Slowik, Bob	Defensive Assistant	1992
Smith, Glenn	Offensive Assistant	2000-01
Smith, Kendall	Asst. Strength and Conditioning	2013-17
Solari, Mike	Special Teams	1987-88
Sparano, Tony	Tight Ends	2003-04
	Offensive Line/	
	Running Game Coordinator	2005-06
	Asst. Head Coach/Off. Line	2007
Stallings, Gene	Defensive Backfield Coach	1972-85
Stautner, Ernie	Defensive Line	1966-72
	Defensive Coordinator	1973-74
	Defensive Coordinator/	
	Defensive Line	1975-88
Stewart, Brian	Defensive Coordinator	2007-08

T

Tubbs, Jerry	Linebackers	1966-88
Turner, Norv	Offensive Coordinator/	
	Quarterbacks	1991-93

V

Valero, Kyle	Assistant Wide Receivers	2014-17
Verducci, Frank	Offensive Line	2002

W

Wannstedt, Dave	Defensive Coordinator/	
	Linebackers	1989-92
Ward, Bob	Strength and Conditioning	1976-89
Warhop, George	Offensive Line	2003-04
West, Turner	Defensive Assistant	2014-16
Williams, Walt	Asst. Strength and Conditioning	2011-12
Wilson, Wade	Quarterbacks	2000-02, 2007-17
Wise, Tony	Offensive Line	1989-92
Woicik, Mike	Strength and Conditioning	1990-96, 2011-17

Z

Zampese, Ernie	Offensive Coordinator	1994-97
Zimmer, Mike	Defensive Assistant	1994
	Defensive Backs	1995-99
	Defensive Coordinator	2000-06

PLAYERS

A

- 50 Abrams, Bobby, LB, Michigan, 1992-93
 21 Adams, David, RB, Arizona, 1987
 76 Adams, Flozell, G/T, Michigan State, 1998-09
 51/53 Adams, Keith, LB, Clemson, 2001-02
 24 Adams, Vashone, S, Eastern Michigan, 1999
 26 Adderley, Herb, CB, Michigan State, 1970-72
 23 Adkins, Margene, WR, Henderson J.C., 1970-71
 34 Agee, Tommie, FB, Auburn, 1990-94
 23 Agnew, Vince, CB, Central Michigan, 2012
 8 Aikman, Troy, QB, UCLA, 1989-00
 29 Akins, Chris, S, Arkansas-Pine Bluff, 1999-00
 55 Albright, Alex, LB, Boston College, 2011-12
 56 Albritton, Vince, S/LB, Washington, 1984-91
 87 Alexander, Ray, WR, Florida A&M, 1988-89
 63 Alford, Darnell, T, Boston College, 2002
 31 Allen, Gary, RB, Hawaii, 1983-84
 73 Allen, Larry, G/T, Sonoma State, 1994-05
 26 Allen, Will, S, Ohio State, 2013
 19 Alworth, Lance, WR, Arkansas, 1971-72
 96 Anderson, Antonio, DT, Syracuse, 1997-98
 34 Anderson, Deon, FB, Connecticut, 2007-10
 58 Anderson, James, LB, Virginia Tech, 2014
 20 Anderson, Richie, FB, Penn State, 2003-04
 66 Andrie, George, DE, Marquette, 1962-72
 81 Ankrom, Scott, WR, Texas Christian, 1989
 62 Arkin, David, G, Missouri State, 2011-13
 13 Armstrong, Anthony, WR, West Texas A&M, 2012
 10/35 Armstrong, Jimmy, DB, Appalachian State, 1987
 81 Armstrong, Tyji, TE, Mississippi, 1996
 64 Arneson, Jim, C/G, Arizona, 1973-74
 76 Ash, Richard, DE, Western Michigan, 2016
 78 Asher, Bob, T, Vanderbilt, 1970
 96 Aughtman, Dowse, OL, Auburn, 1984
 90 Austin, Marvin, DT, North Carolina, 2013
 14/19 Austin, Miles, WR, Monmouth University, 2006-13
 89 Awalt, Rob, TE, San Diego St., 1990-91
 33 Awuzie, Chidobe, CB, Colorado, 2017
 50/51 Ayodele, Akin, LB, Purdue, 2006-07
 92 Ayodele, Remi, NT, Oklahoma, 2007

B

- 33 Babb, Gene, LB/RB, Austin College, 1960-61
 53 Babinecz, John, LB, Villanova, 1972-73
 5 Bailey, Dan, K, Oklahoma State, 2011-17
 23 Bailey, Robert, CB, Miami, Fla., 1995
 66 Baker, Jesse, DE, Jacksonville State, 1986
 10 Baker, Jon, K, Arizona State, 1995
 38 Baker, Sam, P/K, Oregon State, 1962-63
 62 Baldinger, Brian, OL, Duke, 1982-84, 1986-87
 20 Ball, Alan, CB, Illinois, 2007-11
 87 Banks, Gordon, WR, Stanford, 1985-87
 24 Barber III, Marion, RB, Minnesota, 2005-10
 80 Barksdale, Rod, WR, Arizona, 1987
 31 Barnes, Benny, DB, Stanford, 1972-82
 36 Barnes, Darian, FB, Hampton, 2004
 80 Barnes, Gary, WR, Clemson, 1963
 56 Barnes, Reggie, LB, Oklahoma, 1995
 56 Barnes, Rodrigo, LB, Rice, 1973-74
 71 Barron, Alex, T, Florida State, 2010
 48 Barrow, Michael, LB, Miami, Fla., 2005
 79 Bass, Ben, DT, Texas A&M, 2012-13
 81 Bateman, Marv, P, Utah, 1972-74
 40 Bates, Bill, S, Tennessee, 1983-97
 29 Bates, Michael, WR/KR, Arizona, 2003
 68 Batiste, Michael, DT/G, Tulane, 1995
 35 Battle, Tra, CB, Georgia, 2008
 46 Baynham, Craig, RB, Georgia Tech, 1967-69
 11 Beasley, Cole, WR, Southern Methodist, 2012-17
 11 Belden, Bob, QB, Notre Dame, 1969-70
 73 Bell, Byron, T, New Mexico, 2017
 33 Bell, Jason, CB, UCLA, 2001
 90 Bennett, Martellus, TE, Texas A&M, 2008-11
 91 Benson, Darren, DT, Trinity Valley C.C., 1995-98
 23 Benwikere, Bené, CB, San Jose State, 2017
 20 Bercich, Bob, S, Michigan State, 1960-61
 67 Berger, Joe, G, Michigan Tech, 2006-08
 73 Bernadeau, Mackenzie, G, Bentley, 2012-15
 76 Bethea, Larry, DL, Michigan State, 1978-83

- 7 Beuerlein, Steve, QB, Notre Dame, 1991-92
 46 Bickerstaff, Erik, RB, Wisconsin, 2003
 36 Bielski, Dick, TE, Maryland, 1960-61
 29 Billups, Terry, CB, North Carolina, 1998
 44 Bishop, Don, CB, CCLA, 1960-65
 66 Bishop, Ken, NT, Northern Illinois, 2014-15
 86 Bjornson, Eric, TE, Washington, 1995-99
 24 Blackwell, Alois, RB, Houston, 1978-79
 89 Blackwell, Kelly, TE, Texas Christian, 1993
 99 Blade, Willie, DT, Mississippi State, 2003
 46 Blake, Ricky, RB, Alabama A&M, 1991
 11 Bledsoe, Drew, QB, Washington State, 2005-06
 28 Blount, Alvin, RB, Maryland, 1987
 79 Boatright, Kenneth, DE, Southern Illinois, 2014
 68 Boeke, Jim, T, Heidelberg, 1964-67
 5 Bollinger, Brooks, QB, Wisconsin, 2008
 8 Boniol, Chris, K, Louisiana Tech, 1994-96
 87 Borden, Nate, DE, Indiana, 1960-61
 84 Borresen, Rich, TE, Northwestern, 1987
 58 Bosworth, Kyle, LB, UCLA, 2013
 58 Bowden, Joe, LB, Oklahoma, 2000
 72 Bowen, Stephen, DE, Hofstra, 2006-10
 51 Braatz, Tom, LB, Marquette, 1960
 77 Bradfute, Byron, T, Southern Mississippi, 1960-61
 1 Brady, Kerry, K, Hawaii, 1987
 82/85 Brazzell, Chris, WR, Angelo State, 1999-00
 92 Brent, Josh, NT, Illinois, 2010-12, 2014
 53 Breunig, Bob, LB, Arizona State, 1975-84
 79 Brewster, Robert, T, Ball State, 2009-10
 21/23/29 Brice, Alundis, CB, Mississippi, 1995-96
 43 Briggs, Greg, S, Texas Southern, 1995
 63 Brinkley, Lester, DL, Mississippi, 1990
 36 Brinson, Larry, RB, Florida, 1977-79
 77 Brock, Clyde, DT, Utah State, 1962-63
 51 Brooking, Keith, LB, Georgia Tech, 2009-11
 70 Brooks, Ethan, T, Williams College, 2005
 50 Brooks, Jamal, LB, Hampton, 2001-03
 92 Brooks, Jermaine, DT, Arkansas, 2003
 99 Brooks, Kevin, DT, Michigan, 1985-88
 44 Brooks, Michael, S, No. Carolina St., 1990
 62 Brotzki, Bob, T, Syracuse, 1988
 79 Broughton, Willie, DT, Miami, Fla., 1989-90
 79 Brown, Anthony, CB, Purdue, 2016-17
 78 Brown, Charles, T, Southern California, 2015
 27 Brown, Courtney, S, Cal Poly, 2007-08
 33 Brown, Eric, DB, Savannah State, 1989
 71 Brown, Everette, DE, Florida State, 2013
 59 Brown, Guy, LB, Houston, 1977-82
 2 Brown, Kris, K, Nebraska, 2010
 24/34 Brown, Larry, CB, Texas Christian, 1991-95, 1998
 85 Brown, Noah, WR, Ohio State, 2017
 31 Brown, Otto, DB, Prairie View, 1969
 59/50 Brownlow, Darrick, LB, Illinois, 1991, 1994
 88 Bryant, Antonio, WR, Pittsburgh, 2002-04
 88 Bryant, Dez, WR, Oklahoma State, 2010-17
 60 Brymer, Chris, C/G, Southern Cal, 1999
 12 Buehler, David, K, Southern Cal, 2009-11
 28 Bullocks, Amos, RB, Southern Illinois, 1962-64
 15/89/82 Burbage, Cornell, WR, Kentucky, 1987-89
 60 Burkett, Jackie, LB, Auburn, 1968-69
 57 Burnett, Kevin, LB, Tennessee, 2005-08
 73 Burnette, Dave, T, Central Arkansas, 1987
 57 Burton, Ron, LB, North Carolina, 1987-89
 22 Butler, Bill, S, Tenn. Chattanooga, 1960
 19 Butler, Brice, WR, San Diego State, 2015-17
 31 Butler, Mario, CB, Georgia Tech, 2012
 36 Butler, Quincy, S, Texas Christian, 2006, 2008
 57 Butler, Victor, LB, Oregon State, 2009-12

C

- 60 Caffey, Lee Roy, LB, Texas A&M, 1971
 72 Callaway, Robert, DT, Saginaw Valley, 2012
 86 Campbell, Dan, TE, Texas A&M, 2003-05
 57 Campos, Alan, LB, Louisville, 1996
 52 Cannon, Billy, LB, Texas A&M, 1984
 10 Cantrell, Barry, P, Fordham, 2000
 99 Canty, Chris, DE, Virginia, 2005-08
 59 Capone, Warren, LB, Louisiana State, 1975
 18 Carano, Glenn, QB, Nevada-Las Vegas, 1977-83

17 Carmichael, Harold, WR, Southern, 1984
54 Carpenter, Bobby, LB, Ohio State, 2006-09
39 Carr, Brandon, CB, Grand Valley State, 2012-16
10 Carrell, Duane, P, Florida State, 1974
24 Carroll, Nolan, CB, Maryland, 2017
91 Carson, Leonardo, DT, Auburn, 2003-04
54 Carter, Bruce, LB, North Carolina, 2011-14
92 Carter, David, DT, North Carolina, 2013
75 Carter, Jon, DT, Pittsburgh, 1989
17 Carter, Quincy, QB, Georgia, 2001-03
96/98 Carver, Shante, DE, Arizona State, 1994-97
25 Case, Scott, S, Oklahoma, 1995
75 Casillas, Tony, DT, Oklahoma, 1991-93, 1996-97
23 Cason, Aveion, RB, Illinois State, 2003
16 Cassel, Matt, QB, Southern California, 2015
54 Caver, Quinton, LB, Arkansas, 2005
54 Cerqua, Marc, LB, Carson-Newman, 2001
79 Cesario, Sal, G, Cal. Poly SLO, 1987
35 Chancey, Robert, RB, no college, 1999
86 Chandler, Scott, TE, Iowa, 2010
85/89 Chandler, Thornton, TE, Alabama, 1986-89
45 Chapas, Shaun, FB, Georgia, 2011
97 Charlton, Taco, DE, Ohio State, 2016
72 Cheek, Louis, OL, Texas A&M, 1990
95 Chevrier, Randy, DT, McGill, 2001
85 Chiaverini, Darrin, WR, Colorado, 2001
72 Childress, Ray, DT, Texas A&M, 1996
23 Choice, Tashard, RB, Georgia Tech, 2008-11
42 Church, Barry, S, Toledo, 2010-16
77 Cisowski, Steve, T, Santa Clara, 1987
42 Clack, Darryl, RB, Arizona State, 1986-89
24 Claiborne, Morris, CB, Louisiana State, 2012-16
73 Clark, Jeremy, DE, Alabama, 2010
83/17 Clark, Mike, K, Texas A&M, 1968-71, 1973
73 Clark, Monte, T, Southern California, 1962
37 Clark, Phil, DB, Northwestern, 1967-69
82 Clarke, Frank, TE/WR, Colorado, 1960-67
93 Clay, Hayward, TE, Texas A&M, 1998-99
85 Claybrooks, DeVone, DT, East Carolina, 2004
63 Cleary, Emmett, T, Boston College, 2016
47 Clinkscale, Dextor, S, South Carolina State, 1980, 1982-85
44 Clutts, Tyler, FB, Fresno State, 2013-15
52 Coakley, Dexter, LB, Appalachian State, 1997-04
87 Cochart, Colin, TE, South Dakota State, 2012
59 Cobb, Garry, LB, Southern California, 1988-89
20 Coe, Michael, CB, Alabama State, 2012
92 Cohen, Landon, DT, Ohio, 2013
63 Cole, Larry, OL, Hawaii, 1968-80
30 Coleman, Alonzo, RB, Hampton, 2008
41 Coleman, Anthony, DB, Baylor, 1987
60 Coleman, Davon, DT, Arizona State, 2014-15
93/99 Coleman, Kenyon, DE, UCLA, 2003-06, 2011-12
44 Coleman, Lincoln, RB, Baylor, 1993-94
32 Coleman, Marcus, S, Texas Tech, 2006
86 Coleman, Ralph, LB, North Carolina A&T, 1972
10 Collier, Reggie, QB, Southern Mississippi, 1986
70 Collins, Javier, DT/TE, Northwestern, 2001-03
71 Collins, La'el, G, LSU, 2015-17
96 Collins, Maliek, DT, Nebraska, 2016-17
75 Colombo, Marc, T, Boston College, 2005-10
77 Colvin, Jim, DT, Houston, 1964-66
61 Conaty, Bill, C, Virginia Tech, 2003
46 Condo, Jon, LS, Maryland, 2005
31 Cone, Fred, K, Clemson, 1960
54/53 Connelly, Mike, C, Utah State, 1960-67
52 Connor, Dan, LB, Penn State, 2012
40 Conrad, Bobby Joe, WR, Texas A&M, 1969
63 Cook, Ryan, G/C, New Mexico, 2012-13
94 Cooper, Chris, DT, Nebraska-Omaha, 2004
61 Cooper, Jim, OL, Temple, 1977-86
64 Cooper, Jonathan, G, North Carolina, 2017
93 Cooper, Reggie, LB, Nebraska, 1991
18 Copper, Terrance, WR, East Carolina, 2004-05
68 Cornish, Frank, C, UCLA, 1992-94
85 Cornwell, Fred, TE, Southern California, 1984-85
2 Cortez, Jose, K, Oregon State, 2005
57 Coryatt, Quentin, LB, Texas A&M, 1999
84 Cosbie, Doug, TE, Santa Clara, 1979-88
6 Costa, Phil, C, Maryland, 2010-13
44/81 Courville, Vince, WR, Rice, 1987
84 Crayton, Patrick, WR, Northwestern Oklahoma, 2004-09

58 Crawford, Jack, DE, Penn State, 2014-16
70 Crawford, Tyrone, DT, Boise State, 2012-17
90 Crockett, Willis, LB, Georgia Tech, 1990
32 Crockett, Zack, RB, Florida State, 2007
85 Cronin, Gene, LB, Pacific, 1960
54 Cummings, Kenwin, LB, Wingate, 2010
3 Cundiff, Billy, K, Drake, 2002-05
7 Cunningham, Randall, QB, Nevada-Las Vegas, 2000
3 Cunningham, Richie, K, SW Louisiana, 1997-99
89 Curtis, Tony, TE, Portland State, 2006-08
62 Cvercko, Andy, G, Northwestern, 1961-62

D

81 Daniel, Tim, WR, Florida A&M, 1993
45/21 Daniels, Dick, S, Pacific, Ore., 1966-68
29 Dantzier, Woodrow, RB, Clemson, 2002
87 Davis, Billy, WR, Pittsburgh, 1995-98
89 Davis, Donnie, WR, Southern, 1962
40/29 Davis, Keith, S, Sam Houston, 2002, 2004-08
57 Davis, Kyle, C, Oklahoma, 1975
70 Davis, Leonard, G, Texas, 2007-10
77/99 Davis, Nathan, DT, Indiana, 1998-99
75 Davis, Ryan, DE, Bethune-Cookman, 2016
88 Davis, Sonny, LB, Baylor, 1961
35 Davis, Wendell, CB, Oklahoma, 1996-99
26 Davison, Andrew, CB, Kansas, 2003
90 Dawkins, Everett, DT, Florida State, 2013
Dean, Kent, TE, Kansas State, 1988
55 Del Rio, Jack, LB, Southern California, 1989-91
41 Dennis, Pat, CB, Louisiana-Monroe, 2001
21 Dennison, Doug, RB, Kutztown State, 1974-78
55 DeOssie, Steve, LB, Boston College, 1984-88
83 Deters, Harold, K, No. Carolina State, 1967
26 Dial, Buddy, WR, Rice, 1964-66
61 Diaz, Jorge, G, Texas A&M-Kingsville, 2000
51 Dickerson, Anthony, LB, Southern Methodist, 1980-84
71 Dickson, Paul, T, Baylor, 1960
76 Diehl, John, DT, Virginia, 1965
63 DiNapoli, Gennaro, C, Virginia Tech, 2003
89 Ditka, Mike, TE, Pittsburgh, 1969-72
86/21 Dixon, James, WR/RB, Houston, 1989-91
24/25 Dixon, Tony, S, Alabama, 2001-05
56 Dobbins, Tim, LB, Iowa State, 2014
75/76 Dockery, Derrick, G, Texas, 2011-12
34 Doelling, Fred, S, Pennsylvania, 1960
53 Donaldson, Ray, C, Georgia, 1995-96
83 Donley, Doug, WR, Ohio State, 1981-84
62 Donohue, Leon, G, Cal. State San Jose, 1965-67
67 Donovan, Pat, T, Stanford, 1975-83
83 Doran, Jim, WR, Iowa State, 1960-61
70 Dorsett, Tony, RB, Pittsburgh, 1977-87
79 Dorsey, Char-ron, T, Florida State, 2001-02
34 Douglas, Merrill, LB, Utah, 1961
30 Dowdle, Mike, RB/LB, Texas, 1960-62
26 Downs, Michael, S, Rice, 1981-88
86 Duckett, Kenny, WR, Wake Forest, 1985
89 Dugan, Fred, WR, Dayton, 1960
52 Duilban, Chris, LB, Texas, 1987
25 Dunbar, Lance, RB, North Texas, 2012-16
37 Dunn, Perry Lee, RB, Mississippi, 1964-65
45 Dupre, L.G., RB, Baylor, 1960-61
89 DuPre, Billy Joe, TE, Michigan State, 1973-83
52 Durant, Justin, LB, Hampton, 2013-14, 2016-17
78 Dutton, John, DL, Nebraska, 1979-86
71 Dwyer, Mike, DT, Massachusetts, 1987

E

42 Easmon, Ricky, DB, Florida, 1985
79/77 East, Ron, DT, Montana State, 1967-70
99 Eaton, Chad, DT, Washington State, 2004
52 Edwards, Dave, LB, Auburn, 1963-75
58 Edwards, Dixon, LB, Michigan State, 1991-95
78 Edwards, Kadeem, T, Tennessee State, 2017
81/87 Edwards, Kelvin, WR, Liberty, 1987-88
95 Edwards, Lavar, DE, Louisiana State, 2014
27 Edwards, Mario, CB, Florida State, 2000-03
52 Eidson, Jim, G/C, Mississippi State, 1976
96 Ekuban, Ebenezer, DE, North Carolina, 1999-03
37/26 Elam, Abram, S, Kent State, 2006, 2011
53 Elam, Onzy, LB, Tennessee State, 1989
21 Elliott, Ezekiel, RB, Ohio State, 2016

- 56 Elliott, Jayrone, LB, Toledo, 2017
2 Elliott, Lin, K, Texas Tech, 1992-93
98 Ellis, Greg, DE/LB, North Carolina, 1998-08
89 Escobar, Gavin, TE, San Diego State, 2013-16
92 Evans, Demetric, DE, Georgia, 2001-02
31/27 Everett, Thomas, S, Baylor, 1992-93

F

- 69 Fabini, Jason, T, Cincinnati, 2006
63 Falls, Mike, G, Minnesota, 1960-61
80 Fasano, Anthony, TE, Notre Dame, 2006-07
27 Fellows, Ron, CB, Missouri, 1981-86
95 Ferguson, Jason, DT, Georgia, 2005-07
24 Fiammetta, Tony, FB, Syracuse, 2011
54 Fieldings, Anthony, LB, Morningside College, 1995
97 Fields, Aaron, DE, Troy State, 2000
10 Filipovic, Filip, P, South Dakota, 2002
16 Fishback, Joe, S, Carson-Newman, 1993-94
73 Fisher, Ray, T, Eastern Illinois, 1960
62 Fitzgerald, John, C, Boston College, 1971-80
55 Flaherty, Harry, LB, Holy Cross, 1987
63 Flannery, John, G, Syracuse, 1996-97
82 Fleming, Cory, WR, Tennessee, 1994-95
45 Flowers, Richmond, S, Tennessee, 1969-71
6 Folk, Nick, K, Arizona, 2007-09
80/83 Folkins, Lee, TE, Washington, 1962-64
85 Folsom, Steve, TE, Utah, 1987-90
80 Fontenot, Chris, TE, McNeese State, 2000
80 Ford, Bernard, WR, Central Florida, 1989
55 Fowler, Ryan, LB, Duke, 2004-06
46 Fowler, Todd, FB, Stephen F. Austin, 1985-88
27 Frampton, Eric, S, Washington State, 2012
38 Francis, Ron, CB, Baylor, 1987-90
32 Franckhauser, Tom, CB, Purdue, 1960-61
76 Frank, Bill, T, Colorado, 1964
23 Frazier, Derrick, CB, Texas A&M, 1996
35 Frazier, Kavon, S, Central Michigan, 2016-17
30 Frazier, Lance, CB, West Virginia, 2004
71 Frederick, Andy, T, New Mexico, 1977-81
72 Frederick, Travis, C, Wisconsin, 2013-17
68 Free, Doug, T, Northern Illinois, 2007-16
69/66 Fricke, Ben, G/C, Houston, 1999-01
90 Frisch, Byron, DE, BYU, 2001
15 Fritsch, Toni, K, Vienna, Austria, 1971-73, 1975
79 Frost, Ken, DT, Kentucky, 1961-62
75 Fry, Bob, T, Kentucky, 1960-64
80 Fugett, Jean, TE, Amherst, 1972-75
54 Fujita, Scott, LB, California, 2005

G

- 52 Gachkar, Andrew, LB, Missouri, 2015-16
80 Gadsden, Oronde, WR, Winston-Salem, 1995
27 Gaechter, Mike, S, Oregon, 1962-69
39 Gainer, Derrick, RB, Florida A&M, 1992-93
89 Galbraith, Scott, TE, Southern California, 1993-94, 1997
84 Galloway, Joey, WR, Ohio State, 2000-03
29 Gant, Kenneth, CB, Albany St., 1990-94
63 Gardner, Ben, DE, Stanford, 2014
61 Garmon, Kelvin, G, Baylor, 2000-02
17 Garrett, Jason, QB, Princeton, 1993-99
32 Garrison, Walt, RB, Oklahoma State, 1966-74
80 Gay, Everett, WR, Texas, 1988
66/96 Geathers, Clifton, DE, South Carolina, 2010-11
35 Gent, Pete, WR/TE, Michigan State, 1964-68
27 George, Eddie, RB, Ohio State, 2004
67/63 Gesek, John, G, Cal. St.-Sacramento, 1990-93
11 Gibbs, Sonny, QB, Texas Christian, 1963
26 Gibson, Aaron, T, Wisconsin, 2001-02
63 Glenn, Aaron, CB, Texas A&M, 2005-06
93 Glenn, Terry, WR, Ohio State, 2003-07
87 Glover, La'Roi, DT, San Diego State, 2002-05
78 Glymph, Junior, DE, Carson-Newman, 2005-06
56 Godfrey, Randall, LB, Georgia, 1996-99
76 Gogan, Kevin, T, Washington, 1987-93
66 Gonzaga, John, DE, No college, 1960
9 Gonzalez, Daniel, QB, East Carolina, 1998
83 Gonzalez, Leon, WR, Bethune, Cookman, 1985
23 Goodrich, Dwayne, CB, Tennessee, 2000-02
27 Gordon, Cletis, CB, Jackson State, 2009
44 Gowdy, Cornell, DB, Morgan State, 1986
4 Gowin, Toby, P, North Texas, 2007-99, 2003

- 7 Gramatica, Martin, K, Kansas State, 2006
71 Granger, Charley, T, Southern, 1961
28 Granger, Norm, RB, Iowa, 1984
56 Grant, Orantes, LB, Georgia, 2000-01
58 Grau, Jeff, LS, UCLA, 2002
29/48 Green, Alex, CB, Indiana, 1987
61 Green, Allen, P/K, Mississippi, 1961
79 Green, Chaz, OL, Florida, 2015-17
34 Green, Cornell, DB, Utah State, 1962-74
10 Green, Skyler, WR, Louisiana State, 2006
33 Greenwood, Chris, CB, Albion College, 2013
79 Gregg, Forrest, G/T, Southern Methodist, 1971
77 Gregory, Bill, DL, Wisconsin, 1971-77
21 Gregory, Glynn, WR/DB, Southern Methodist, 1961-62
94 Gregory, Randy, DE, Nebraska, 2015-16
14 Greisen, Chris, QB, Northwest Missouri State, 2010, 2011
44 Gronkowski, Chris, FB, Arizona, 2010
64 Grottkau, Bob, G, Oregon, 1961
65 Gurode, Andre, G/C, Colorado, 2002-10
60 Guy, Buzz, G, Duke, 1960

H

- 64 Hagen, Halvor, C/G, Weber State, 1969-70
94 Haley, Charles, DE, James Madison, 1992-96
38 Hall, Chris, S, East Carolina, 1993
55 Hall, Lemanski, LB, Alabama, 1999
54 Hambrick, Darren, LB, South Carolina, 1998-01
35/42 Hambrick, Troy, RB, Savannah State, 2000-03
60 Hamel, Dean, DT, Tulsa, 1989-90
23 Hamilton, Jakar, S, South Carolina State, 2013-14
26 Hamlin, Ken, S, Arkansas, 2007-09
36 Hamlin, Michael, S, Clemson, 2009-10
84 Hanna, James, TE, Oklahoma, 2012-17
44 Hannah, Rodney, TE, Houston, 2008
86 Hannam, Ryan, TE, Northern Iowa, 2006
52 Hansen, Wayne, LB, Texas Wesleyan, 1960
54 Hardy, Darryl, LB, Tennessee, 1995, 1997
76 Hardy, Greg, DE, Mississippi, 2015
51 Hardy, Kevin, LB, Illinois, 2002
80/82 Harper, Alvin, WR, Tennessee, 1991-94, 1999
50 Harper, Dave, LB, Humboldt State, 1990
24 Harper, Roger, S, Ohio State, 1996
43 Harris, Cliff, S, Ouachita, 1970-79
86 Harris, Duriel, WR, New Mexico State, 1984
17 Harris, Dwayne, WR, East Carolina, 2011-14
88 Harris, Jackie, TE, Northern Louisiana, 2000-01
40 Harris, Jim, S, Oklahoma, 1961
80 Harris, Rod, WR, Texas A&M, 1990
97 Hatcher, Jason, DE, Grambling, 2006-13
71 Hawkins, Donald, T, Texas, 2014
38 Hawthorne, Duane, CB, Northern Illinois, 1999-02
96 Hayden, Nick, DT, Wisconsin, 2013-15
22 Hayes, Bob, WR, Florida A&M, 1965-74
33 Hayes, Wendell, RB, Humboldt State, 1963
27 Haynes, Tommy, S, Southern California, 1987
56 Hays, Harold, LB, Southern Mississippi, 1963-67
62/78 Healy, Don, DT, Maryland, 1960-61
38 Heath, Jeff, S, Saginaw Valley State, 2013-17
69 Hegamin, George, T, North Carolina State, 1994-97
58 Hegman, Mike, LB, Tennessee State, 1976-88
11 Heinrich, Don, QB, Washington, 1960
62/70 Hellestrae, Dale, OL, Southern Methodist, 1990-00
58 Hemsley, Nate, LB, Syracuse, 1997-99
56 Henderson, Thomas, LB, Langston, 1975-79
58/50 Hendrickson, Steve, LB, California, 1989
45 Hendrix, Manny, CB, Utah, 1986-91
85 Hendrix, Tim, TE, Tennessee, 1987
95 Hennings, Chad, DT, Air Force, 1992-00
42 Henry, Anthony, CB, South Florida, 2005-08
7 Henson, Drew, QB, Michigan, 2004-05
72 Herchman, Bill, DT, Texas Tech, 1960-61
1 Herrera, Efen, K, UCLA, 1974, 1976-77
81 Hervey, Edward, WR, Southern Cal, 1995
21 Higgs, Mark, RB, Kentucky, 1988
32 Highsmith, Alonzo, FB, Miami, Fla., 1990-91
9 Hilbert, Jon, K, Louisville, 2001
31 Hill, Bill, CB, Rutgers, 1987
35 Hill, Calvin, RB, Yale, 1969-74
25 Hill, Rod, CB, Kentucky State, 1982-83
80 Hill, Tony, WR, Stanford, 1977-86
60/90 Hill, Tony, DE, Tenn. Chattanooga, 1991-92

- 67 Hills, Tony, T, Texas, 2014
59 Hitchens, Anthony, LB, Iowa, 2014-17
16 Hodge, Damon, WR, Alabama State, 2000
10 Hodson, Tommy, QB, Louisiana State, 1994
14 Hogeboom, Gary, QB, Central Michigan, 1980-85
64 Holland, Montrae, G, Florida State, 2008-11
16 Holley, Jesse, WR, North Carolina, 2010-11
57 Holloman, DeVonte, LB, South Carolina, 2013-14
23 Holloway, Johnny, CB, Kansas, 1986
15 Holmes, Andre, WR, Hillsdale, 2011-12
47 Holmes, Clayton, CB, Carson-Newman, 1992-95
30 Holt, Issiac, CB, Alcorn State, 1989-92
24 Homan, Dennis, WR, Alabama, 1968-70
9 Hoopes, Mitch, P, Arizona, 1975
20 Horton, Ray, S, Washington, 1989-92
67 Houser, John, C/G, Redlands, 1960-61
86 Houston, Bill, WR, Jackson State, 1974
21 Howard, Carl, CB, Rutgers, 1984
99 Howard, David, LB, Cal. St. Long Beach, 1989-90
81 Howard, Percy, WR, Austin Peay, 1975
87 Howard, Ron, TE, Seattle, 1974-75
54 Howley, Chuck, LB, West Virginia, 1961-73
81 Howton, Bill, WR, Rice, 1960-63
51 Hoyem, Lynn, C/G, Cal. St. Long Beach, 1962-63
46/53 Hoyte, Oliver, FB/LB, North Carolina State, 2006-07
49 Huggins, Johnny, TE, Alabama State, 2001
42 Hughes, Randy, S, Oklahoma, 1975-80
32 Hughes, Tyrone, CB, Nebraska, 1998
11 Humphrey, Buddy, QB, Baylor, 1961
79 Hunt, John, G/T, Florida, 1984
34 Hunter, Monty, S, Salem, 1982
47 Hunter, Pete, CB, Virginia Union, 2002-04
52/58 Hurd, Jeff, LB, Kansas State, 1987
17 Hurd, Sam, WR, Northern Illinois, 2006-10
40 Hurt, Eric, CB, Cal. State San Jose, 1980
66 Husmann, Ed, DT, Nebraska, 1960
59 Hutcherson, Ken, LB, Livingston State, 1974
7 Hutchinson, Chad, QB, Stanford, 2002-03
57/55 Huther, Bruce, LB, New Hampshire, 1977-80, 1983
66 Hutson, Tony, G, N.E. Oklahoma St., 1996-99
- I**
69 Irvin, Corvey, DT, Georgia, 2013
88 Irvin, Michael, WR, Miami, Fla., 1988-99
95 Irving, David, DE, Iowa State, 2015-17
60 Isbell, Joe Bob, G, Houston, 1962-65
81 Ismail, Raghib, WR, Notre Dame, 1999-01
- J**
71 Jackson, Al, G, Louisiana State, 2000-01
34 Jackson, Darius, RB, Eastern Michigan, 2016
32 Jackson, Tim, S, Nebraska, 1984
83 Jackson, Willie, WR, Florida, 1999
56 James, Bradie, LB, Louisiana State, 2003-11
80 James, Cedric, WR, Texas Christian, 2003
68 Jamison, Vontrell, DE, Clemson, 2005
89 Jarwin, Blake, TE, Oklahoma State, 2017
53 Jax, Garth, LB, Florida State, 1986-88
77 Jeffcoat, Jim, DE, Arizona State, 1983-94
81 Jeffers, Patrick, WR, Virginia, 1998
31/21 Jenkins, Mike, CB, South Florida, 2008-12
84 Jennings, Keith, TE, Clemson, 1989
37 Jensen, Jim, RB, Iowa, 1976
19 Jett, John, P, East Carolina, 1993-96
62/52 Johnson, Al, C, Wisconsin, 2003-06
14 Johnson, Brad, CB, Florida State, 2007-08
86 Johnson, Butch, WR, Calif.-Riverside, 1976-83
90 Johnson, Curtis, LB, Clark Atlanta, 2009
19 Johnson, Keyshawn, WR, Southern California, 2004-05
15 Johnson, Manuel, WR, Oklahoma, 2010
37 Johnson, Matt, S, Eastern Washington, 2012-13
23 Johnson, Mike, CB, Kansas, 1966-69
64 Johnson, Mitch, G, UCLA, 1965
66/95 Johnson, Tank, NT, Washington, 2007-08
92 Johnson, Thomas, DT, Middle Tennessee St., 2005
58 Johnson, Tre'von, LB, Weber State, 2017
29 Johnson, Undra, RB, West Virginia, 1989
91 Johnson, Walther, DT, Pittsburgh, 1987
48 Johnston, Daryl, FB, Syracuse, 1989-99
21 Jones, Adam, CB, West Virginia, 2008
31 Jones, Byron, CB, Connecticut, 2015-17

- 6 Jones, Chris, P, Carson Newman, 2011-17
51 Jones, Dale, LB, Tennessee State, 1987
56 Jones, Datone, DT, UCLA, 2017
55 Jones, Edgar, DE, Southeast Missouri State, 2013
39 Jones, E.J., RB, Kansas, 1987
72 Jones, Ed, DE, Tennessee State, 1974-78, 1980-89
28 Jones, Felix, RB, Arkansas, 2008-12
23 Jones, James, RB, Mississippi State, 1980-82, 1984-85
25 Jones, Jermaine, CB, Northwestern State (LA), 2002
97 Jones, Jimmie, DL, Miami, Fla., 1990-93
21 Jones, Julius, RB, Notre Dame, 2004-07
33 Jones, Nathan, CB, Rutgers, 2004-07
55 Jones, Robert, LB, East Carolina, 1992-95
56 Jordan, Lee Roy, LB, Alabama, 1963-76

- K**
20 Kaiser, Jason, S, Culver-Stockton, 1999
70 Kearse, Frank, DT, Alabama A&M, 2013
57 Keller, Mike, LB, Michigan, 1972
60 Kennard, Derek, G, Nevada-Reno, 1994-96
68 Ker, Crawford, G, Florida, 1985-90
60 Killian, Gene, G, Tennessee, 1974
27 Kincade, Keyton, RB, Southern Methodist, 2006
60 Kiner, Steve, LB, Tennessee, 1970
57 King, Angelo, LB, South Carolina State, 1981-83
63 Kiselak, Michael, C/G, Maryland, 1998-99
3 Kitna, Jon, QB, Central Washington, 2009-11, 2013
73 Kitson, Syd, G, Wake Forest, 1984
49 Klein, Dick, T, Iowa, 1960
74 Knorr, Micah, P, Utah State, 2000-02
18 Kosar, Bernie, QB, Miami, Fla., 1993
63 Kosier, Kyle, G, Arizona State, 2006-11
35 Kowalczyk, Walt, RB, Michigan State, 1960
60 Kowalski, Kevin, C/G, Toledo, 2011-12
9 Kupp, Craig, QB, Pacific-Lutheran, 1991
67 Kupp, Jake, G, Washington, 1964-65
25 Kyle, Aaron, CB, Wyoming, 1976-79

- L**
91 Ladouceur, Louis-Philippe, LS, California, 2005-167
89 LaFleur, David, TE, Louisiana State, 1997-00
35 Laidlaw, Scott, RB, Stanford, 1975-79
38 Lang, David, RB, Northern Arizona, 1995
41 Larrimore, Kareem, CB, West Texas A&M, 2000-01
15 Laufenberg, Babe, QB, Indiana, 1989-90
25 Lassic, Derrick, RB, Alabama, 1993-94
29 Lavette, Robert, RB, Georgia Tech, 1985-87
66 Lawless, Burton, G, Florida, 1975-79
53 Lawrence, Cameron, LB, Mississippi State, 2013-14
90 Lawrence, DeMarcus, DE, Boise State, 2014-17
16 Leaf, Ryan, QB, Washington State, 2001
65 Leary, Ronald, G, Memphis, 2012-16
14 LeBaron, Eddie, QB, Pacific, 1960-63
32 Lee, ReShard, RB, Middle Tennessee St., 2004
56 Lee, Sean, LB, Penn State, 2010-17
68 Lehr, Matt, C/G, Virginia Tech, 2001-04
58/98 Lemon, Orie, LB, Oklahoma State, 2012, 2013
14 Lenoir, Lance, WR, Western Illinois, 2017
34 Lester, Tim, FB, Eastern Kentucky, 1999
78 Lett, Leon, DL, Emporia State, 1991-00
50 Lewis, D.D., LB, Mississippi State, 1968, 1970-81
27 Lewis, Jourdan, S, Michigan, 2017
23 Lewis, LeQuan, CB, Arizona State, 2012
23 Lewis, Woodley, WR, Oregon, 1960
64/67 Lilja, George, C, Michigan, 1987
74 Lilly, Bob, DL, Texas Christian, 1961-74
97 Lilly, Kevin, DT, Tulsa, 1989
72/64 Liscio, Tony, T, Tulsa, 1963-64, 1966-71
95 Lissomere, Sean, DE, William & Mary, 2010-12
13 Livings, Nate, G, Louisiana State, 2012
20 Livingston, Bruce, DB, Arkansas Tech, 1987
41 Livingston, Warren, CB, Arizona, 1961-66
35 Lockett, J.W., RB, Central Oklahoma, 1961-62
56 Lockhart, Eugene, LB, Houston, 1984-90
25 Logan, Obert, S, Trinity Tex., 1965-66
56 Long, Bob, LB, UCLA, 1962
70 Long, Jerome, DT, San Diego State, 2013
19 Longley, Clint, QB, Abilene Christian, 1974-75
73 Looney, Joe, C, Wake Forest, 2016-17
70 Loper, Daniel, G, Texas Tech, 2011
18 Lotthridge, Billy, P/QB, Georgia Tech, 1964
84/86 Lucky, Mike, TE, Arizona, 1999-02

M

- 58 Mackey, Louis, LB, Akron, 2001-02
 51 Manders, Dave, C, Michigan State, 1964-66, 1968-74
 22 Manning, Wade, CB, Ohio State, 1979
 53 March-Lillard, Justin, LB, Akron, 2017
 51 Marion, Brock, S, Nevada-Reno, 1993-97
 31 Marsh, Amos, RB, Oregon State, 1961-64
 78 Marten, James, T, Boston College, 2007
 79 Martin, Harvey, DE, East Texas State, 1973-83
 34 Martin, Jamar, FB, Ohio State, 2002-03
 83 Martin, Kelvin, WR, Boston College, 1987-92, 1996
 70 Martin, Zack, G, Notre Dame, 2014-17
 67 Maryland, Russell, DT, Miami, Fla., 1991-95
 25 Mathews, Ray, WR, Clemson, 1960
 23 Mathis, Kevin, CB, Texas A&M-Commerce, 1997-99
 95 Mayle, Vince, WR, Washington State, 2015-16
 83 Mayowa, Benson, DE, Idaho, 2016-17
 1 McBriar, Mat, P, Hawaii, 2004-11
 6 McCann, Bryan, CB, Southern Methodist, 2010-11
 55 McClain, Rolando, LB, Alabama, 2014-15
 97 McClain, Terrell, DT, South Florida, 2014-16
 99 McCormack, Hurvin, DT, Indiana, 1994-98
 40 McCray, Danny, S, Louisiana State, 2010-13, 2015
 70 McCreary, Bob, T, Wake Forest, 1961
 14 McDaniels, David, WR, Mississippi Valley, 1968
 80 McDonald, Paul, QB, Southern California, 1986-87
 25 McDonald, Tommy, WR, Oklahoma, 1964
 23 McFadden, Darren, RB, Arkansas, 2015-17
 23 McFadden, Leon, CB, San Diego State, 2016
 79 McFadden, Marques, T, Arizona, 2002
 83 McGarity, Wane, WR, Texas, 1999-01
 7 McGee, Stephen, QB, Texas A&M, 2009-11
 82 McGee, Tony, TE, Michigan, 2002-03
 42 McLhenny, Don, RB, Southern Methodist, 1960-61
 90 McIntosh, Toddrick, DT, Florida State, 1994
 67 McIver, Everett, G, Elizabeth City State, 1998-99
 36 McKie, Jason, FB, Temple, 2002
 66 McKinney, Jeremy, G/T, Iowa, 2002
 55 McKinnon, Dennis, WR, Florida St., 1990
 82 McKnight, James, WR, Liberty, 1999-00
 52 McLean, Scott, LB, Florida State, 1983
 47 McNeil, Ryan, CB, Miami, Fla., 2000
 77 McQuistan, Pat, T, Weber State, 2006-09
 56 McSurdy, Caleb, LB, Montana, 2012
 35 McSwain, Chuck, RB, Clemson, 1983-84
 69 Melton, Henry, DT, Texas, 2014
 70 Memmelaar, Dale, G, Wyoming, 1962-63
 17 Meredith, Don, QB, Southern Methodist, 1960-68
 78 Meyers, John, DT, Washington, 1962-63
 30 Michael, Christine, RB, Texas A&M, 2015
 83 Mickey, Joey, TE, Oklahoma, 1993
 7 Millen, Hugh, QB, Washington, 1993
 3 Miller, Anthony, WR, Tennessee, 1997
 3 Miller, Jim, P, Mississippi, 1983-84
 3 Miller, Lonyae, RB, Fresno State, 2010
 85 Mills, Ernie, WR, Florida, 1998-99
 78 Mills, Jordan, T, Louisiana Tech, 2015
 92 Mincey, Jeremy, DE, Florida, 2014-15
 72 Missouri, Dwayne, DE, Northwestern, 2001
 34 Mitchell, Aaron, CB, Nevada-Las Vegas, 1979-80
 22 Mitchell, Johnny, TE, Nebraska, 1996
 21 Mitchell, Terrance, CB, Oregon, 2015
 27 Mobley, Singor, S, Washington State, 1997-99
 47 Mogle, Dick, S, Rice, 1961
 23 Montgomery, Mike, RB/WR, Kansas State, 1972-73
 58 Moore, Damontre, DE, Texas A&M, 2017
 17 Moore, Kellen, QB, Boise State, 2015-17
 30/26 Moore, Sterling, CB, Southern Methodist, 2012, 2013-14
 72 Moore, Zach, DE, Concordia-St. Paul, 2016
 2 Moorman, Brian, P, Pittsburg State, 2012
 4 Mooty, Jim, CB, Arkansas, 1960
 3 Morgan, Dennis, RB, Western Illinois, 1974
 81 Morgan, Quincy, WR, Kansas State, 2004
 46 Morris, Alfred, RB, Florida Atlantic, 2016-17
 23 Morris, Sammy, RB, Texas Tech, 2011
 14 Morton, Craig, QB, California, 1965-74
 80 Murchison, Ola Lee, WR, Pacific, 1961
 2 Murray, DeMarr, RB, Oklahoma, 2011-14
 3 Murray, Eddie, K, Tulane, 1993, 1999
 29 Murrell, Adrian, RB, West Virginia, 2003

- 29 Myers, Greg, S, Colorado State, 2000
 94 Myers, Michael, DL, Alabama, 1998-03
 98 Myles, Godfrey, LB, Florida, 1991-96
 62 Myslinski, Tom, G/C, Tennessee, 1999

N

- 61 Nagy, Bill, G, Wisconsin, 2011
 73 Neely, Ralph, G/T, Oklahoma, 1965-77
 39 Neufeld, Ryan, FB, UCLA, 1999
 70 Nevis, Drake, DT, Louisiana State, 2013
 44 Newhouse, Robert, FB, Houston, 1972-83
 41 Newman, Terence, CB, Kansas State, 2003-11
 30 Newsome, Timmy, RB, Winston-Salem, 1980-88
 67/61 Newton, Nate, G/T, Florida A&M, 1986-98
 59 Nguyen, Dat, LB, Texas A&M, 1999-05
 76 Niland, John, G, Iowa, 1966-74
 60 Nix, John, DT, Southern Miss, 2001-02
 75 Noble, Brandon, DT, Penn State, 1999-02
 25 Nolan, Dick, S, Maryland, 1962
 60 Noll, Ben, G, Pennsylvania, 2004-05
 73 Noonan, Danny, DL, Nebraska, 1987-92
 84 Norman, Pettis, TE, J.C. Smith, 1962-70
 25 Norton, Jerry, S, Southern Methodist, 1962
 51 Norton, Ken, LB, UCLA, 1988-93
 84 Novacek, Jay, TE, Wyoming, 1990-96
 2 Nugent, Mike, K, Ohio State, 2017
 76 Nutting, Ed, T, Georgia Tech, 1963
 61 Nye, Blaine, G, Stanford, 1968-76
 53 Nzeocha, Mark, LB, Wyoming, 2015-16

O

- 53 Octavien, Steve, LB, Nebraska, 2008-09
 90 Ogbogu, Eric, DE, Maryland, 2003-05
 82 Ogden, Jeff, WR, Eastern Washington, 1998-99
 23 Olesby, Evan, CB, North Alabama, 2007
 85 Ogletree, Kevin, WR, Virginia, 2009-12
 76 Okoye, Amobi, DT, Louisville, 2014
 29 Olatoye, Deji, CB, North Carolina A&T, 2015
 99 Olshansky, Igor, DE, Oregon, 2009-10
 54 O'Neil, Keith, LB, Northern Arizona, 2003-04
 18 Orton, Kyle, QB, Purdue, 2012-13
 62 Oswald, Paul, G, Kansas, 1988
 76 Otto, Bob, DL, Idaho State, 1986
 20 Overton, Jerry, S, Utah, 1963
 31 Owens, Billy, DB, Pittsburgh, 1988
 81 Owens, Terrell, WR, Tennessee-Chattanooga, 2006-08
 27/11 Owusu-Ansah, Akwasi, S/WR, Indiana (PA), 2010-11

P

- 55 Paea, Stephen, DT, Oregon State, 2017
 62 Page, Craig, C, Georgia Tech, 2000
 77 Page, Solomon, G/T, West Virginia, 1999-02
 26 Palmer, Paul, RB, Temple, 1989
 60 Parker, J'vonne, DT, Rutgers, 2006
 21 Parks, Billy, WR, Cal. St. Long Beach, 1972
 78 Parnell, Jermy, T, Mississippi, 2010-14
 62 Parrish, James, T, Temple, 1993-94
 56 Parrish, Tony, S, Washington, 2006
 55 Patera, Jack, LB, Oregon, 1960-61
 20/26 Patmon, Tyler, CB, Oklahoma State, 2014-15
 43 Patterson, Elvis, CB, Kansas, 1993
 2 Paulescu, Sam, P, Oregon State, 2008
 88 Pearson, Drew, WR, Tulsa, 1973-83
 26 Pearson, Preston, RB, Illinois, 1975-80
 9 Peete, Rodney, QB, Southern California, 1994
 31 Pellerin, Micah, S, Hampton, 2013, 2014
 16 Pelluer, Steve, QB, Washington, 1984-88
 59 Penn, Jesse, LB, Virginia Tech, 1985-87
 22 Peoples, George, RB, Auburn, 1982
 26 Peprah, Charlie, S, Alabama, 2012
 33 Percival, Mac, K, Texas Tech, 1974
 43 Perkins, Don, RB, New Mexico, 1961-68
 92 Perkins, Ray, DE, Virginia, 1987
 39 Perryman, Robert, FB, Michigan, 1990
 72 Peterman, Stephen, G, Louisiana State, 2004-05
 65 Petersen, Kurt, G, Missouri, 1980-85
 58 Peterson, Calvin, LB, UCLA, 1974-75
 79 Pettiti, Rob, T, Pittsburg, 2005
 89 Phillips, John, TE, Virginia, 2009-12
 81 Phillips, Kirk, WR, Tulsa, 1984
 49/88 Pierce, Brett, TE, Stanford, 2004-05

20 **Pile, Willie**, S, Virginia Tech, 2005
33 **Pinder, Cyril**, RB, Illinois, 1973
97 **Pittman, Kavika**, DE, McNeese St., 1996-99
73 **Ploeger, Kurt**, DL, Gustavus Adolphus, 1986
62 **Poimboeuf, Lance**, K, Southwest Louisiana, 1963
39 **Polite, Lousaka**, FB, Pittsburgh, 2004-06
52 **Polk, Carlos**, LB, Nebraska, 2008
97 **Ponder, David**, DT, Florida State, 1985
86 **Porterfield, Garry**, DE, Tulsa, 1965
81 **Powe, Karl**, WR, Alabama State, 1985-86
25 **Powell, Jemeel**, CB, California, 2003
98 **Poppinga, Brady**, LB, Brigham Young, 2012
75 **Pozderac, Phil**, T, Notre Dame, 1982-87
4 **Prescott, Dak**, QB, Mississippi State, 2016-17
69 **Preston, Duke**, C, Illinois, 2009
92 **Price, Brian**, DT, Texas-San Antonio, 2017
89 **Price, Jim**, TE, Stanford, 1993
70 **Price, Marcus**, T, Louisiana State, 2005
81 **Price, Peerless**, WR, Tennessee, 2005
71 **Procter, Cory**, G, Montana, 2005-09
52 **Pruitt, Mickey**, LB, Colorado, 1991-92
75 **Pugh, Jethro**, DT, Elizabeth City, 1965-78
61 **Putnam, Duane**, G, Pacific, 1960

Q
11 **Quinn, Mike**, QB, Stephen F. Austin, 1998-99

R
64 **Rafferty, Tom**, G/C, Penn State, 1976-89
87 **Rambo, Ken-Yon**, WR, Ohio State, 2001-02
60 **Randall, Tom**, G, Iowa State, 1978
21 **Randle, Joseph**, RB, Oklahoma State, 2013-15
88 **Randle, Sonny**, WR, Virginia, 1968
69/90 **Ratliff, Jay**, NT/DE, Auburn, 2005-13
95 **Rayford, Caesar**, DE, Washington, 2013
85 **Rector, Jamaica**, WR, Northwest Missouri State, 2006
82 **Reece, Beasley**, CB/WR, North Texas, 1976
68 **Reese, Guy**, DT, Southern Methodist, 1962-63
43 **Reese, Izell**, S, Alabama-Birmingham, 1998-01
30 **Reeves, Dan**, RB/QB, South Carolina, 1965-72
35 **Reeves, Jacques**, CB, Purdue, 2004-07
20 **Renfro, Mel**, DB/RB, Oregon, 1964-77
82 **Renfro, Mike**, WR, Texas Christian, 1984-87
19 **Rentzel, Lance**, WR, Oklahoma, 1967-70
76 **Reynolds, Jerry**, T, Nevada-Las Vegas, 1994
13 **Rhyme, Jerry**, QB, Tulsa, 1965-68
27 **Richards, Curvin**, RB, Pittsburgh, 1991-92
83 **Richards, Golden**, WR, Hawaii, 1973-78
70 **Richards, Howard**, G/T, Missouri, 1981-86
31 **Richardson, Gloster**, WR, Jackson State, 1971
88 **Ridgway, Colin**, P/K, Lamar Tech, 1965
42 **Ridlon, Jim**, S, Syracuse, 1963-64
30 **Riley, Earl**, S, Washington State, 2000
62 **Rivera, Marco**, G, Penn State, 2005-06
12 **Roach, John**, QB, Southern Methodist, 1964
87 **Roberts, Alfredo**, TE, Miami, Fla., 1991-92
85 **Robinson, Jeff**, TE, Idaho, 2002-04
45 **Robinson, Larry**, RB, Tennessee, 1973
81 **Robinson, Laurent**, WR, Illinois State, 2011
56 **Roe, Bill**, LB, Colorado, 1980
79 **Rogers, Jacob**, T, Southern California, 2004
50 **Rogers, Justin**, LB, Southern Methodist, 2007-08
90 **Rohrer, Jeff**, LB, Yale, 1982-87
9 **Romo, Tony**, QB, Eastern Illinois, 2003-16
56 **Roper, John**, LB, Texas A&M, 1993
68 **Ross, Daniel**, DT, N.E. Mississippi C.C., 2017
20/21 **Ross, Derek**, CB, Ohio State, 2002-03
36 **Ross, Dominique**, RB, Valdosta State, 1995-96
68 **Ross, Oliver**, T, Iowa State, 1998
30 **Rossum, Allen**, CB, Notre Dame, 2009
83 **Rucker, Martin**, TE, Missouri, 2010-11
88 **Rucker, Reggie**, WR, Boston University, 1970-71
7 **Rush, Cooper**, QB, Central Michigan, 2017
99 **Russell, Ryan**, DE, Purdue, 2015
9 **Ruzek, Roger**, K, Weber State, 1987-89
80 **Ryan, Sean**, TE, Boston College, 2004-05

S
66 **Saddler-McQueen, Jimmy**, DE, Texas A&M-Kingsville, 2010
62 **Saldi, Jay**, TE, South Carolina, 1976-82
89 **Salonen, Brian**, TE/LB, Montana, 1984-85

26 **Sanchez, Jeff**, CB, Tulane, 2003
3 **Sanchez, Mark**, QB, Southern California, 2016
70 **Sandeman, Bill**, DT, Pacific, 1966
21 **Sanders, Deion**, CB/WR, Florida State, 1995-99
80 **Santiago, O.J.**, TE, Kent, 2000
39 **Sargent, Broderick**, FB, Baylor, 1989
8 **Sawyer, Buzz**, P, Baylor, 1987
4 **Saxon, Mike**, P, San Diego St., 1985-92
32 **Scandrick, Orlando**, CB, Boise State, 2008-17
68 **Scarlett, Noel**, DT, Langston, 2000
66 **Schaefering, Brian**, DT, Lindenwood, 2012
78 **Schaum, Greg**, DE, Michigan State, 1976
65 **Schoenke, Ray**, T, Southern Methodist, 1963-64
66 **Schultz, Chris**, T, Arizona, 1983, 1985
52 **Schwantz, Jim**, LB, Purdue, 1994-96
77 **Scifres, Steve**, OL, Wyoming, 1997
44 **Scott, Chuck**, WR, Vanderbilt, 1987
68 **Scott, Darnay**, WR, San Diego State, 2002
85 **Scott, Herb**, G, Virginia Union, 1975-84
35 **Scott, Kevin**, RB, Stanford, 1989
21/38 **Scott, Lynn**, S, Northwestern Oklahoma, 2001-05
52 **Scott, Sean**, LB, Maryland, 1988
22 **Scott, Victor**, DB, Colorado, 1984-88
10 **Secules, Scott**, QB, Virginia, 1988
6 **Seder, Tim**, K, Ashland, 2000-01
88 **Sellers, Ron**, WR, Florida State, 1972
99 **Selvie, George**, DE, South Florida, 2013-14
36 **Sendejo, Andrew**, S, Rice, 2010
43 **Sensabaugh, Gerald**, S, North Carolina, 2009-12
1 **Septien, Rafael**, K, Southwest Louisiana, 1978-86
58 **Shanley, Scott**, LB, Nebraska, 2003-05
94/53 **Shannon, Randy**, LB, Miami, Fla., 1989-90
52 **Shaw, Robert**, C, Tennessee, 1979-81
67 **Shearin, Joe**, C, Texas, 1987
87/82 **Shepard, Derrick**, WR, Oklahoma, 1989-91
86 **Sherrer, Dave**, P, Southern Methodist, 1960
86 **Sherrard, Mike**, WR, UCLA, 1986
63 **Shields, Joe**, OL, Portland State, 1987
50 **Shiver, Clay**, C, Florida State, 1996-98
7 **Showers, Jameill**, QB, Texas-El Paso, 2015
46/25 **Shy, Les**, RB, Cal. St. Long Beach, 1966-69
95 **Siavii, Junior**, NT, Oregon, 2009
36 **Silva, Mana**, S, Hawaii, 2011-12
82 **Simmons, Cleo**, TE, Jackson State, 1983
53 **Simmons, Dave**, LB, Georgia Tech, 1968
53 **Simmons, Victor**, LB, Central State, Ohio, 1987
59 **Sims, Ernie**, LB, Florida State, 2012-13
51 **Singleton, Al**, LB, Temple, 2003-06
65 **Slaton, Tony**, G, Southern Cal., 1990
42 **Smagala, Stan**, DB, Notre Dame, 1990-91
60 **Smerek, Don**, DE, Nevada-Reno, 1981-87
21 **Smith, Andre**, TE, Virginia Tech, 2013
93 **Smith, Artie**, DT, Louisiana Tech, 1998
59 **Smith, Darrin**, LB, Miami, Fla., 1993-96
75/79 **Smith, Daryle**, T, Tennessee, 1987-88
39 **Smith, Donald**, S, Liberty, 1991
22 **Smith, Emmitt**, RB, Florida, 1990-92
24 **Smith, J.D.**, RB, North Carolina A&T, 1965-66
81 **Smith, Jackie**, TE, Northwest Louisiana, 1978
54 **Smith, Jaylon**, LB, Notre Dame, 2016-17
64 **Smith, Jim Ray**, G/T, Baylor, 1963-64
82 **Smith, Jimmy**, WR, Jackson State, 1992
56/57/41 **Smith, Keith**, LB/FB, San Jose State, 2014-17
26 **Smith, Kevin**, CB, Texas A&M, 1992-99
57 **Smith, Myron**, LB, Louisiana Tech, 1998
45 **Smith, Rod**, RB/FB, Ohio State, 2015-17
14 **Smith, Rodney**, WR, Florida State, 2015
37 **Smith, Sean**, DT, Grambling, 1989
66 **Smith, Tarik**, RB, California, 1998-99
33 **Smith, Timmy**, RB, Texas Tech, 1990
85 **Smith, Tody**, DL, Southern California, 1971-72
77 **Smith, Tyron**, T, Southern California, 2011-17
57 **Smith, Vinson**, LB, East Carolina, 1990-92, 1997
86 **Smith, Waddell**, WR, Kansas, 1984
87 **Smith, Zuril**, WR, Hampton, 2003
18 **Snyder, Loren**, CB, Northern Colorado, 1987
54 **Solomon, Jesse**, LB, Florida State, 1989-90
46 **Solomon, Roland**, S, Utah, 1980
45 **Solwold, Mike**, TE, Wisconsin, 2001
20 **Sparks, Phillippi**, CB, Arizona State, 2000
96/98 **Spears, Marcus**, DE, Louisiana State, 2005-12

90 **Spellman, Alonzo**, DT, Ohio State, 1999-00
 93 **Spencer, Anthony**, LB, Purdue, 2007-14
 97 **Spillman, C.J.**, S, Marshall, 2014
 80 **Spivey, Sebron**, WR, Southern Illinois, 1987
 55 **Spradlin, Danny**, LB, Tennessee, 1981-82
 20 **Springs, Ron**, RB, Ohio State, 1979-84
 15 **Spurllock, Micheal**, WR, Mississippi, 2013
 65 **Stalls, Dave**, DE, Northern Colorado, 1977-79
 86 **Stanback, Isaiah**, WR, Washington, 2007-08
 12 **Staubach, Roger**, QB, Navy, 1969-79
 55 **Steele, Markus**, LB, Southern California, 2001-03
 81/82 **Steele, Robert**, WR, Northern Alabama, 1978
 79/77 **Stephens, Larry**, DE, Texas, 1963-67
 70/53 **Stepnoski, Mark**, G/C, Pittsburgh, 1989-94, 1999-01
 28 **Stewart, Curtis**, RB, Auburn, 1989
 64 **Stewart, Daleroy**, DT, Southern Miss, 2002-04
 40 **Stiger, Jim**, RB, Washington, 1963-65
 83 **Still, Bryan**, WR, Virginia Tech, 1999
 56 **Stincic, Tom**, LB, Michigan, 1969-71
 5 **Stoerner, Clint**, QB, Arkansas, 2000-02
 1 **Stokes, Sim**, WR, Northern Arizona, 1967
 36 **Stone, Daren**, S, Maine, 2008
 65 **Stone, Ron**, T, Boston College, 1993-95
 18 **Stoudt, Cliff**, QB, Youngstown St., 1990-91
 24 **Stoutmire, Omar**, S, Fresno State, 1997-98
 82 **Stowe, Otto**, WR, Iowa State, 1973
 15 **Street, Devin**, WR, Pittsburgh, 2014-15
 96 **Stubbs, Daniel**, DE, Miami, Fla., 1990-91
 30 **Studstill, Darren**, S, West Virginia, 1994
 90 **Sturgis, Oscar**, DE, North Carolina, 1995
 40 **Strayhorn, Les**, RB, East Carolina, 1973-74
 55 **Strickland, Fred**, LB, Purdue, 1996-98
 87 **Stynchula, Andy**, DE, Penn State, 1968
 45 **Sualua, Nicky**, FB, Ohio State, 1997-98
 4 **Suisham, Shaun**, K, Bowling Green, 2005-06, 2009
 72 **Sullivan, Mike**, T, Miami, Fla., 1991
 87 **Swaim, Geoff**, TE, Texas, 2015-17
 51/57 **Swan, Russ**, LB, Virginia, 1987
 19 **Swanson, Dax**, CB, Sam Houston State, 2016
 28 **Sweeney, Kevin**, QB, Cal. St. Fresno, 1987-88
 28 **Swanson, Dax**, CB, Sam Houston State, 2016
 80 **Swinton, Reggie**, WR, Murray State, 2001-03
 10 **Switzer, Ryan**, WR, North Carolina, 2017

T
 71/72 **Talbert, Don**, DE/OT, Texas, 1962, 1965, 1971
 34 **Tanner, Phillip**, RB, Middle Tennessee State, 2011-13
 19 **Tapper, Charles**, DE, Oklahoma, 2016-17
 25 **Tautatalasi, Junior**, RB, Washington State, 1989
 36 **Taylor, Tony**, RB, Northwestern Louisiana, 2001
 30/31 **Teague, George**, S, Alabama, 1996, 1998-01
 19 **Tennell, Derek**, TE, UCLA, 1992
 16 **Testaverde, Vinny**, QB, Miami, Fla., 2004
 32 **Thomas, Anthony**, RB, Michigan, 2005
 27 **Thomas, Bill**, RB, Boston College, 1972
 32 **Thomas, Blair**, RB, Penn State, 1994
 51 **Thomas, Broderick**, LB, Nebraska, 1996-98
 41 **Thomas, Dave**, CB, Tennessee, 1993-94
 33 **Thomas, Duane**, RB, West Texas State, 1970-71
 37 **Thomas, Ike**, CB, Bishop, 1971
 26 **Thomas, Josh**, CB, Buffalo, 2015
 59/44 **Thomas, Robert**, LB/FB, Henderson State, 1998-02
 55 **Thomas, Zach**, LB, Texas Tech, 2008
 67 **Thompson, Broderick**, G, Kansas, 1985
 28 **Thompson, Tyson**, RB, San Jose State, 2005-07
 77 **Thorn, Andy**, TE, Northern Iowa, 2006
 77 **Thornton, Bruce**, DL, Illinois, 1979-81
 25 **Thornton, Bruce**, CB, Georgia, 2004
 92 **Thornton, Cedric**, DT, Southern Arkansas, 2016
 53 **Thornton, Kalen**, LB, Texas, 2004-05
 32 **Thurman, Dennis**, DB, Southern California, 1978-85
 59 **Timmer, Kirk**, LB, Montana State, 1987
 98 **Tippins, Ken**, LB, Middle Tennessee St., 1989
 63 **Titensor, Glen**, G, Brigham Young, 1981-86, 1988
 53/50 **Tolbert, Brandon**, LB, Georgia, 1998-00
 62/92 **Tolbert, Tony**, DL, Texas-El Paso, 1989-97
 67 **Toomay, Pat**, DE, Vanderbilt, 1970-74
 56 **Toomer, Korey**, LB, Idaho, 2014
 71 **Townes, Willie**, DE, Tulsa, 1966-68
 27 **Tremble, Greg**, S, Georgia, 1995
 87 **Truax, Billy**, TE, Louisiana State, 1971-73

50 **Tubbs, Jerry**, LB, Oklahoma, 1960-67
 87 **Tucker, Jason**, WR, Texas Christian, 1999-00
 69 **Tucker, Ross**, G, Princeton, 2002
 77 **Tucker, Torrin**, T, Southern Mississippi, 2003-05
 71 **Tuinei, Mark**, OT/DL, Hawaii, 1983-97
 23 **Turbin, Robert**, RB, Utah State, 2015
 57 **Turner, Jimmie**, LB, Presbyterian, 1984

U

93 **Ulufale, Mike**, DT, Brigham Young, 1996
 91 **Underwood, Dimitrius**, DL, Michigan State, 2000-01

V

91 **Vanderbeek, Matt**, LB/DE, Michigan State, 1993-94
 13 **Vanderjagt, Mike**, K, West Virginia, 2006
 30 **Van Raaphorst, Dick**, K, Ohio State, 1964
 10 **Vaughan, Dustin**, QB, West Texas A&M, 2014
 37 **Vaughn, Lee**, DB, Wyoming, 1997
 56 **Vega, Jason**, DE, Northeastern, 2013
 76 **Veingrad, Alan**, OL, E. Texas St., 1991-92
 47 **Vickers, Lawrence**, FB, Colorado, 2012
 11 **Villanueva, Danny**, P/K, New Mexico State, 1965-67
 78 **Vollers, Kurt**, T, Notre Dame, 2002-04

W

95 **Walen, Mark**, DT, UCLA, 1987-88
 63 **Walker, Casey**, DT, Oklahoma, 2015
 25 **Walker, Frank**, CB, Tuskegee, 2011
 67 **Walker, Gary**, OL, Boston University, 1987
 34 **Walker, Herschel**, RB, Georgia, 1986-89, 1996-97
 57 **Walker, Louie**, LB, Colorado State, 1974
 57 **Walker, Malcolm**, C, Rice, 1966-69
 71 **Wallace, Rodney**, G/T, New Mexico, 1971-73
 24 **Walls, Everson**, CB, Grambling, 1981-89
 3 **Walsh, Steve**, QB, Miami, Fla., 1989-90
 59 **Walter, Mike**, LB, Oregon, 1983
 71 **Walter, Tyson**, OL, Ohio State, 2002-04
 78 **Walton, Bruce**, G, UCLA, 1973-75
 87 **Ward, Dedric**, WR, Northern Iowa, 2004
 94 **Ware, DeMarcus**, LB, Troy, 2005-13
 89 **Ware, Derek**, TE, Central Oklahoma, 1996
 42 **Warren, Chris**, RB, Ferrum, 1998-00
 5 **Warren, John**, P, Tennessee, 1983-84
 31 **Washington, Chauncey**, RB, Southern California, 2009, 2011
 37 **Washington, James**, S, UCLA, 1990-94
 46 **Washington, Mark**, CB, Morgan State, 1970-78
 64 **Waters, Brian**, G, North Texas, 2013
 41 **Waters, Charlie**, DB, Clemson, 1970-78, 1980-81
 83 **Watkins, Kendell**, TE, Mississippi State, 1995
 25 **Watkins, Patrick**, S, Florida State, 2006-09
 56 **Watson, Dekoda**, LB, Florida State, 2014
 94 **Watts, Randy**, DE, Catawba, 1987
 33 **Wayt, Russell**, LB, Rice, 1965
 95 **Weatherington, Colston**, DE, Central Missouri State, 2002
 20 **Webb, B.W.**, CB, William & Mary, 2013
 3 **Weeden, Brandon**, QB, Oklahoma State, 2014-15
 75 **Weems, Darrion**, T, Oregon, 2012-15
 42 **Welch, Claxton**, RB, Oregon, 1969-71
 66 **Wells, Norm**, G, Northwestern, 1980
 65 **Westberry, Gary**, C, Hampton, 1987
 30 **Westbrook, Bryant**, CB, Texas, 2002
 46/82/83/81 **Whalen, James**, TE, Kentucky, 2000-03
 30 **Wheaton, Kenny**, CB, Oregon, 1997-99
 65/70 **White, Bob**, OL, Rhode Island, 1987-89
 92 **White, Chris**, DE, Southern, 2000
 23 **White, Corey**, CB, Samford, 2015
 11 **White, Danny**, QB/P, Arizona State, 1976-88
 37 **White, Gerald**, FB, Michigan, 1987
 27 **White, Marvin**, S, Texas Christian, 2009
 54 **White, Randy**, DT/LB, Maryland, 1975-88
 42 **Whitfield, A.D.**, RB, North Texas, 1965
 13 **Whitehead, Lucky**, WR, Florida Atlantic, 2015-16
 53 **Whittingham, Fred**, LB, Cal. Poly SLO, 1969
 12/10 **Widby, Ron**, P, Tennessee, 1968-71
 78 **Widell, Dave**, T, Boston College, 1988-89
 51 **Wilber, Kyle**, LB, Wake Forest, 2012-17
 65 **Wilbur, John**, T, Stanford, 1966-69
 27 **Wilcox, J.J.**, S, Georgia Southern, 2013-16
 75 **Wiley, Marcellus**, DE, Columbia, 2004
 32 **Wiley, Michael**, RB, Ohio State, 2000-02
 59 **Williams, Brandon**, LB, Texas Tech, 2010

42/25 Williams, Charlie, S, Bowling Green, 1995-00
79 Williams, Erik, T, Central (OH) State, 1991-00
58 Williams, Jason, LB, Western Illinois, 2009-10
36 Williams, Joe, RB, Wyoming, 1971
38 Williams, John, FB, Wisconsin, 1985
85 Williams, Kevin, WR, Miami, Fla., 1993-96
52 Williams, Leon, LB, Miami, 2010
89 Williams, Randal, WR, New Hampshire, 2001-04
23 Williams, Robert, CB, Baylor, 1987-93
31 Williams, Roy, S, Oklahoma, 2002-08
11 Williams, Roy, WR, Texas, 2008-10
20 Williams, Sherman, RB, Alabama, 1995-99
80 Williams, Stepfret, WR, Northeast Louisiana, 1996-97
10 Williams, Teddy, WR, Texas-San Antonio, 2010
83 Williams, Terrance, WR, Baylor, 2013-17
28/34 Williams, Trey, RB, Texas A&M, 2015, 2017
86 Williams, Tyrone, WR, Western Ontario, 1993
37 Williams, Tyrone, CB, Nebraska, 2004
1 Willis, Ken, K, Kentucky, 1990-91
98 Willis, Mitch, DT, Southern Methodist, 1990
57 Wilson, Damien, LB, Minnesota, 2015-17
56 Wilson, Martez, DE, Illinois, 2013
42 Wilson, Robert, FB, Texas A&M, 1994
81/45 Wilson, Steve, WR/CB, Howard, 1979-81
11/18 Wilson, Wade, QB, East Texas State, 1995-97
84 Wisener, Gary, WR, Baylor, 1960

48 Witherspoon, Terry, FB, Clemson, 2001
82 Witten, Jason, TE, Tennessee, 2003-17
25 Woods, Xavier, S, Louisiana Tech, 2017
28 Woodson, Darren, S, Arizona State, 1992-03
45 Woolsey, Rolly, DB, Boise State, 1975
57 Wortham, Barron, LB, Texas-El Paso, 2000
81 Wright, Alexander, WR, Auburn, 1990-92
2 Wright, Anthony, QB, South Carolina, 2000-01
15 Wright, Brad, QB, New Mexico, 1982
41 Wright, Charles, DB, Tulsa, 1988
85/70 Wright, Rayfield, TE/T, Fort Valley State, 1967-79
73 Wright, Steve, T, Northern Iowa, 1981-82
92 Wynn, Jarius, DE, Georgia, 2013

Y

78 Youmans, Maury, DE, Syracuse, 1964-65
30 Young, Charles, RB, North Carolina State, 1974-76
75 Young, Ryan, T, Kansas State, 2003
76 Young, Sam, T, Notre Dame, 2010

Z

93 Zellner, Peppi, DE, Fort Valley State, 1999-02
6 Zendejas, Luis, K, Arizona State, 1987-89
62 Zentic, Mike, C, Oklahoma State, 1987
76 Zimmerman, Jeff, G, Florida, 1987-90

Cowboys All-Time Roster by Number

1

Herrera, Efen, K, 1974, 1976-77
Septien, Rafael, K, 1978-86
Brady, Kerry, K, 1987
Willis, Ken, K, 1990-91
McBriar, Mat, P, 2004-11

2

Elliott, Lin, K, 1992-93
Wright, Anthony, QB, 2000-01
Cortez, Jose, K, 2005
Brown, Kris, K, 2011
Moorman, Brian, P, 2012
Nugent, Mike, K, 2017

3

Miller, Jim, P, 1983-84
Walsh, Steve, QB, 1989-90
Murray, Eddie, K, 1993, 1999
Cunningham, Richie, K, 1997-99
Cundiff, Billy, K, 2002-05
Kitna, Jon, QB, 2009-11, 2013
Weeden, Brandon, QB, 2014-15
Sanchez, Mark, QB, 2016

4

Saxon, Mike, P, 1985-92
Gowin, Toby, P, 1997-99, 2003
Knorr, Micah, P, 2000-02
Suisham, Shaun, K, 2005-06, 2009
Prescott, Dak, QB, 2016-17

5

Warren, John, P, 1983-84
Stoerner, Clint, QB, 2000-02
Bollinger, Brooks, QB, 2008
Bailey, Dan, K, 2011-17

6

Zendejas, Luis, K, 1987-89
Seder, Tim, K, 2000-01
Folk, Nick, K, 2007-09
Jones, Chris, P, 2011-16

7

Beuerlein, Steve, QB, 1991-92
Millen, Hugh, QB, 1993
Cunningham, Randall, QB, 2000

Hutchinson, Chad, QB, 2002-03
Henson, Drew, QB, 2004-05
Gramatica, Martin, K, 2006
McGee, Stephen, QB, 2009-11
Showers, Jameill, QB, 2015
Rush, Cooper, QB, 2017

8

Sawyer, Buzz, P, 1987
Aikman, Troy, QB, 1989-00

9

Hoopes, Mitch, P, 1975
Ruzek, Roger, K, 1987-89
Kupp, Craig, QB, 1991
Peete, Rodney, QB, 1994
Gonzalez, Daniel, QB, 1998
Hilbert, Jon, K, 2001
Romo, Tony, QB, 2003-16

10

Widby, Ron, P, 1968-71
(Widby also wore #12)
Carrell, Duane, P, 1974
Collier, Reggie, QB, 1986
Armstrong, Jimmy, DB, 1987
(Armstrong also wore #35)
Secules, Scott, QB, 1988
Hodson, Tommy, QB, 1994
Baker, Jon, K, 1995
Cantrell, Barry, P, 2000
Filipovic, Filip, P, 2002
Williams, Teddy, WR, 2010
Vaughan, Dustin, QB, 2014
Switzer, Ryan, WR, 2017

11

Heinrich, Don, QB, 1960
Humphrey, Buddy, QB, 1961
Gibbs, Sonny, QB, 1963
Villanueva, Danny, P/K, 1965-67
Belden, Bob, QB, 1969-70
White, Danny, QB/P, 1976-88
Wilson, Wade, QB, 1995-97
(Wilson also wore #18)
Quinn, Mike, QB, 1998-99
Bledsoe, Drew, QB, 2005-06
Williams, Roy, WR, 2008-10

Owusu-Ansah, Akwasi, S, WR, 2010
(Owusu-Ansah also wore #27)
Beasley, Cole, WR, 2012-17

12

Roach, John, QB, 1964
Widby, Ron, P, 1968-71
(Widby also wore #10)
Staubach, Roger, QB, 1969-79

13

Rhyme, Jerry, QB, 1965-68
Vanderjagt, Mike, K, 2006
Armstrong, Anthony, WR, 2012
Whitehead, Lucky, WR, 2015-16

14

LeBaron, Eddie, QB, 1960-63
Morton, Craig, QB, 1965-74
Hogeboom, Gary, QB, 1980-85
McDonald, Paul, QB, 1986-87
Austin, Miles, WR, 2006-13
(Austin also wore #19)
Johnson, Brad, QB, 2007-08
Greisen, Chris, QB, 2010, 2011
Smith, Rodney, WR, 2015
Lenoir, Lance, WR, 2017

15

Fritsch, Toni, K, 1971-73, 1975
Wright, Brad, QB, 1982
Burbage, Cornell, WR, 1987-89
(Burbage also wore #89 and #82)
Laufenberg, Babe, QB, 1989-90
Johnson, Manuel, WR, 2010
Holmes, Andre, WR, 2011-12
Spurlock, Micheal, WR, 2013
Street, Devin, WR, 2014-15

16

Pelluer, Steve, QB, 1984-88
Hodge, Damon, WR, 2000
Leaf, Ryan, QB, 2001
Testaverde, Vinny, QB, 2004
Holley, Jesse, WR, 2010-11
Cassel, Matt, QB, 2015
Mayle, Vince, WR, 2015, 2016
(Mayle also wore #85)

17

Meredith, Don, QB, 1960-68
Clark, Mike, K, 1968-71, 1973
(Clark also wore #83)
Carmichael, Harold, WR, 1984
Garrett, Jason, QB, 1993-99
Carter, Quincy, QB, 2001-03
Hurd, Sam, WR, 2006-10
Harris, Dwayne, WR, 2011-14
Moore, Kellen, QB, 2015-17

18

Lothridge, Billy, P/QB, 1964
Carano, Glenn, QB, 1977-83
Snyder, Loren, QB, 1987
Stoudt, Cliff, QB, 1990-91
Kosar, Bernie, QB, 1993
Bonioli, Chris, K, 1994-96
Wilson, Wade, QB, 1995-97
(Wilson also wore #11)
Copper, Terrance, WR, 2004-05
Buehler, David, K, 2009-11
Orton, Kyle, QB, 2012-13

19

Rentzel, Lance, WR, 1967-70
Alworth, Lance, WR, 1971-72
Longley, Clint, QB, 1974-75
Sweeney, Kevin, QB, 1987-88
Jett, John, P, 1993-96
Johnson, Keyshawn, WR, 2004-05
Austin, Miles, WR, 2006-13
(Austin also wore #14)
Butler, Brice, WR, 2015-17

20

Bercich, Bob, S, 1960-61
Overton, Jerry, S, 1963
Renfro, Mel, DB/RB, 1964-77
Springs, Ron, RB, 1979-84
Livingston, Bruce, DB, 1987
Horton, Ray, S, 1989-92
Williams, Sherman, RB, 1995-99
Kaiser, Jason, S, 1999
Sparks, Philippi, CB, 2000
Ross, Derek, CB, 2002-03
(Ross also wore #21)
Anderson, Richie, RB, 2003-04
Pile, Willie, S, 2005
Ball, Alan, CB, 2007-11
Coe, Michael, CB, 2012
Webb, B.W., CB, 2013
Patmon, Tyler, CB, 2014-15
(Patmon also wore #26)
McFadden, Darren, RB, 2015-17

21

Gregory, Glynn, WR/DB, 1961-62
Daniels, Dick, S, 1966-68
(Daniels also wore #45)
Parks, Billy, WR, 1972
Dennison, Doug, RB, 1974-78
Howard, Carl, CB, 1984
Adams, David, RB, 1987
Higgs, Mark, RB, 1988
Dixon, James, WR/RB, 1989-91
(Dixon also wore #86)
Brice, Alundis, CB, 1995-96
(Brice also wore #23 and #29)
Sanders, Deion, CB/WR, 1995-99
Scott, Lynn, S, 2001-05
(Scott also wore #38)
Ross, Derek, CB, 2002-03
(Ross also wore #20)
Jones, Julius, RB, 2004-07
Jones, Adam, CB, 2008
Jenkins, Mike, CB, 2008-12
(Jenkins also wore #31)
Randle, Joseph, RB, 2013-15
Mitchell, Terrance, CB, 2015
Elliott, Ezekiel, RB, 2016-17

22

Butler, Bill, S, 1960
Bullocks, Amos, RB, 1962-64
Hayes, Bob, WR, 1965-74
Manning, Wade, CB, 1979
Peoples, George, RB, 1982
Scott, Victor, DB, 1984-88
Smith, Emmitt, RB, 1990-02

23

Lewis, Woodley, WR, 1960
Johnson, Mike, CB, 1966-69
Adkins, Margene, WR, 1970-71
Montgomery, Mike, RB/WR, 1972-73
Jones, James, RB, 1980-82, 1984-85
Holloway, Johnny, CB, 1986
Williams, Robert, CB, 1987-93
Bailey, Robert, CB, 1995
Brice, Alundis, CB, 1995-96
(Brice also wore #21 and #29)
Frazier, Derrick, CB, 1996
Mathis, Kevin, CB, 1997-99
Goodrich, Dwayne, CB, 2000-02
Cason, Aveion, RB, 2003
Oglesby, Evan, CB, 2007
Choice, Tashard, RB, 2008-11
Morris, Sammy, RB, 2011
Lewis, LeQuan, CB, 2012
Agnew, Vince, CB, 2012
Hamilton, Jakar, S, 2013-14
White, Corey, CB, 2015
Turbin, Robert, RB, 2015
McFadden, Leon, CB, 2016
Benwikere, Bené, CB, 2017

24

Mooty, Jim, CB, 1960
Smith, J.D., RB, 1965-66
Homan, Dennis, WR, 1968-70
Blackwell, Alois, RB, 1978-79
Walls, Everson, CB, 1981-89
Brown, Larry, CB, 1991-95, 1998
(Brown also wore #34)
Harper, Roger, S, 1996
Stoutmire, Omar, S, 1997-98
Adams, Vashone, S, 1999
Dixon, Tony, S, 2001-05
(Dixon also wore #25)
Barber III, Marion, RB, 2005-10
Fiammetta, Tony, FB, 2011
Claiborne, Morris, CB, 2012-16
Carroll, Nolan, CB, 2017

25

Mathews, Ray, WR, 1960
Nolan, Dick, S, 1962
Norton, Jerry, S, 1962
McDonald, Tommy, WR, 1964
Logan, Obert, S, 1965-66
Shy, Les, RB, 1966-69
(Shy also wore #46)
Kyle, Aaron, CB, 1976-79
Hill, Rod, CB, 1982-83
Tautalatasi, Junior, RB, 1989
Lassic, Derrick, RB, 1993-94
Case, Scott, S, 1995
Williams, Charlie, S, 1995-00
(Williams also wore #42)
Jones, Jermaine, CB, 2002
Powell, Jemeel, CB, 2003
Thornton, Bruce, CB, 2004
Dixon, Tony, S, 2001-05
(Dixon also wore #24)
Watkins, Patrick, S, 2006-09
Walker, Frank, CB, 2011
Dunbar, Lance, RB, 2012-16
Woods, Xavier, S, 2017

26

Dial, Buddy, WR, 1964-66
Adderley, Herb, CB, 1970-72
Pearson, Preston, RB, 1975-80
Downs, Michael, S, 1981-88
Palmer, Paul, RB, 1989
Smith, Kevin, CB, 1992-99
Sanchez, Jeff, CB, 2003
Davison, Andrew, CB, 2003
Glenn, Aaron, CB, 2005-06
Hamlin, Ken, S, 2007-09
Elam, Abram, S, 2006, 2011
(Elam also wore #37)
Peprah, Charlie, S, 2012
Allen, Will, S, 2013
Moore, Sterling, S, 2012, 2013-14
(Moore also wore #30)
Patmon, Tyler, CB, 2014-15
(Patmon also wore #20)
Thomas, Josh, CB, 2015

27

Gaechter, Mike, S, 1962-69
Thomas, Bill, RB, 1972
Fellows, Ron, CB, 1981-86
Haynes, Tommy, S, 1987
Richards, Curvin, RB, 1991-92
Everett, Thomas, S, 1992-93
(Everett also wore #31)
Tremble, Greg, S, 1995
Moble, Singor, S, 1997-99
Edwards, Mario, CB, 2000-03
George, Eddie, RB, 2004
Brown, Courtney, S, 2007-08
White, Marvin, S, 2009
Gordon, Cletis, CB, 2009
Owusu-Ansah, Akwasi, S, WR, 2010
(Owusu-Ansah also wore #11)
Frankton, Eric, S, 2012
Wilcox, J.J., S, 2013-16
Lewis, Jourdan, CB, 2017

28

Granger, Norm, RB, 1984
Blount, Alvin, RB, 1987
Stewart, Curtis, RB, 1989
Woodson, Darren, S, 1992-03
Thompson, Tyson, RB, 2005-07
Jones, Felix, RB, 2008-12
Williams, Trey, RB, 2015, 2017
(Williams also wore #34)
Swanson, Dax, CB, 2016

29

Lavette, Robert, RB, 1985-87
Green, Alex, CB, 1987
(Green also wore #48)
Johnson, Undra, RB, 1989
Gant, Kenneth, CB, 1990-94
Brice, Alundis, CB, 1995-96
(Brice also wore #21 and #23)
Billups, Terry, CB, 1998
Akins, Chris, S, 1999-00
Myers, Greg, S, 2000
Dantzier, Woodrow, RB, 2002
Murrell, Adrian, RB, 2003
Bates, Michael, WR/KR, 2003
Davis, Keith, S, 2002, 2004-08
(Davis also wore #40)
Murray, DeMarco, RB, 2011-14
Olatoye, Deji, CB, 2015

30

Dowdle, Mike, RB/LB, 1960-62
Van Raaphorst, Dick, K, 1964
Reeves, Dan, RB/QB, 1965-72
Young, Charles, RB, 1974-76
Newsome, Timmy, RB, 1980-88
Holt, Issiac, CB, 1989-92
Studstill, Darren, S, 1994

Teague, George, S, 1996, 1998-01
(Teague also wore #31)
Wheaton, Kenny, CB, 1997-99
Riley, Earl, S, 2000
Westbrook, Bryant, CB, 2002
Frazier, Lance, CB, 2004
Coleman, Alonzo, RB, 2008
Rossum, Allen, CB, 2009
Washington, Chauncey, RB, 2009, 2011
(Washington also wore #31)
Moore, Sterling, S, 2012, 2013-14
(Moore also wore #26)
Michael, Christine, RB, 2015
Brown, Anthony, CB, 2016-17

31

Cone, Fred, K, 1960
Marsh, Amos, RB, 1961-64
Stokes, Sim, WR, 1967
Brown, Otto, DB, 1969
Richardson, Gloster, WR, 1971
Barnes, Benny, DB, 1972-82
Allen, Gary, RB, 1983-84
Hill, Bill, CB, 1987
Owens, Billy, DB, 1988
Everett, Thomas, S, 1992-93
(Everett also wore #27)
Marion, Brock, S, 1993-97
Teague, George, S, 1996, 1998-01
(Teague also wore #30)
Williams, Roy, S, 2002-08
(Williams also wore #38)
Jenkins, Mike, CB, 2008-12
(Jenkins also wore #21)
Washington, Chauncey, RB, 2009, 2011
(Washington also wore #30)
Butler, Mario, CB, 2012
Pellerin, Micah, S, 2013, 2014
Jones, Byron, CB, 2015-17

32

Franckhauser, Tom, CB, 1960-61
Garrison, Walt, RB, 1966-74
Thurman, Dennis, DB, 1978-85
Jackson, Tim, S, 1989
Highsmith, Alonzo, FB, 1990-91
Thomas, Blair, RB, 1994
Hughes, Tyrone, CB, 1998
Wiley, Michael, RB, 2000-02
Lee, ReShard, RB, 2004
Thomas, Anthony, RB, 2005
Coleman, Marcus, S, 2006
Crockett, Zack, RB, 2007
Scandrick, Orlando, CB, 2008-17

33

Babb, Gene, LB/RB, 1960-61
Hayes, Wendell, RB, 1963
Wayt, Russell, LB, 1965
Thomas, Duane, RB, 1970-71
Pinder, Cyril, RB, 1973
Percival, Mac, K, 1974
Dorsett, Tony, RB, 1977-87
Brown, Eric, DB, 1989
Smith, Timmy, RB, 1990
Bell, Jason, CB, 2001
Jones, Nathan, CB, 2004-07
Greenwood, Chris, CB, 2013
Awuzie, Chidobe, CB, 2017

34

Doelling, Fred, S, 1960
Douglas, Merrill, RB, 1961
Green, Cornell, DB, 1962-74
Mitchell, Aaron, CB, 1979-80
Hunter, Monty, S, 1982
Walker, Herschel, RB, 1986-89, 1996-97
Agee, Tommie, FB, 1990-94
Brown, Larry, CB, 1991-95, 1998
(Brown also wore #24)
Lester, Tim, FB, 1999

Martin, Jamar, FB, 2002-03
Parrish, Tony, S, 2006
Anderson, Deon, FB, 2007-09
Tanner, Phillip, RB, 2011-13
Jackson, Darius, RB, 2016
Williams, Trey, RB, 2015, 2017
(Williams also wore #28)

35

Kowalczyk, Walt, RB, 1960
Lockett, J.W., RB, 1961-62
Gent, Pete, WR/TE, 1964-68
Hill, Calvin, RB, 1969-74
Laidlaw, Scott, RB, 1975-79
McSwain, Chuck, RB, 1983-84
Armstrong, Jimmy, DB, 1987
(Armstrong also wore #10)
Scott, Kevin, RB, 1989
Davis, Wendell, CB, 1996-99
Chancey, Robert, RB, 1999
Hambrick, Troy, RB, 2000-03
(Hambrick also wore #42)
McKie, Jason, FB, 2002
Reeves, Jacques, CB, 2004-07
Battle, Tra, S, 2008
Miller, Lonyae, RB, 2010
Frazier, Kavon, S, 2016-17

36

Bielski, Dick, TE, 1960-61
Williams, Joe, RB, 1971
Brinson, Larry, RB, 1977-79
Albritton, Vince, S/LB, 1984-91
Ross, Dominique, RB, 1995-96
Smith, Tarik, RB, 1998-99
Taylor, Tony, RB, 2001
Barnes, Darian, FB, 2004
Butler, Quincy, CB, 2006, 2008
Stone, Darren, S, 2008
Hamlin, Michael, S, 2010-10
Sendejo, Andrew, S, 2010
Silva, Mana, S, 2011-12

37

Dunn, Perry Lee, RB, 1964-65
Clark, Phil, DB, 1967-69
Thomas, Ike, CB, 1971
Morgan, Dennis, RB, 1974
Jensen, Jim, RB, 1976
White, Gerald, FB, 1987
Washington, James, S, 1990-94
Vaughn, Lee, DB, 1997
Williams, Tyrone, CB, 2004
Elam, Abram, S, 2006, 2011
McCann, Bryan, CB, 2010-11
Johnson, Matt, S, 2012-13
Spillman, C.J., S, 2014

38

Baker, Sam, P/K, 1962-63
Williams, John, FB, 1985
Francis, Ron, CB, 1987-90
Hall, Chris, S, 1993
Lang, David, RB, 1995
Hawthorne, Duane, CB, 1999-02
Scott, Lynn, S, 2001-05
(Scott also wore #21)
Williams, Roy, S, 2002-08
(Williams also wore #31)
Heath, Jeff, S, 2013-17

39

Jones, E.J., RB, 1987
Sargent, Broderick, FB, 1989
Perryman, Robert, FB, 1990
Smith, Donald, S, 1991
Gainer, Derrick, RB, 1992-93
Neufeld, Ryan, FB, 1999
Polite, Lousaka, FB, 2004-06
Carr, Brandon, CB, 2012-16

40

Harris, Jim, S, 1961
Stiger, Jim, RB, 1963-65
Conrad, Bobby Joe, WR, 1969
Strayhorn, Les, RB, 1973-74
Hurt, Eric, CB, 1980
Bates, Bill, S, 1983-97
Davis, Keith, S, 2002, 2004-08
(Davis also wore #29)
McCray, Danny, S, 2010-13, 2015

41

Livingston, Warren, CB, 1961-66
Waters, Charlie, DB, 1970-78, 1980-81
Coleman, Anthony, DB, 1987
Wright, Charles, DB, 1988
Thomas, Dave, CB, 1993-94
Larrimore, Kareem, CB, 2000-01
Dennis, Pat, CB, 2001
Newman, Terence, CB, 2003-11
Smith, Keith, LB/FB, 2014-17
(Smith also wore #56 and #57)

42

McIlhenny, Don, RB, 1960-61
Ridlon, Jim, S, 1963-64
Whitfield, A.D., RB, 1965
Welch, Claxton, RB, 1969-71
Hughes, Randy, S, 1975-80
Easmon, Ricky, DB, 1985
Clack, Darryl, RB, 1986-89
Smagala, Stan, DB, 1990-91
Wilson, Robert, FB, 1994
Williams, Charlie, S, 1995-00
(Williams also wore #25)
Warren, Chris, RB, 1998-00
Hambrick, Troy, RB, 2000-03
(Hambrick also wore #35)
Henry, Anthony, CB, 2005-08
Church, Barry, S, 2010-16

43

Perkins, Don, RB, 1961-68
Harris, Cliff, S, 1970-79
Patterson, Elvis, CB, 1993
Briggs, Greg, S, 1995
Reese, Izell, S, 1998-01
Sensabaugh, Gerald, S, 2009-12

44

Bishop, Don, CB, 1960-65
Newhouse, Robert, FB, 1972-83
Gowdy, Cornell, DB, 1986
Courville, Vince, WR, 1987
(Courville also wore #81)
Brooks, Michael, S, 1990
Coleman, Lincoln, RB, 1993-94
Thomas, Robert, LB/FB, 1998-02
(Thomas also wore #59)
Hannah, Rodney, TE, 2008
Gronkowski, Chris, FB, 2010
Clutts, Tyler, FB, 2013-15

45

Dupre, L.G., RB, 1960-61
Daniels, Dick, S, 1966-68
(Daniels also wore #21)
Flowers, Richmond, S, 1969-71
Robinson, Larry, RB, 1973
Woolsey, Rolly, DB, 1975
Wilson, Steve, WR/CB, 1979-81
(Wilson also wore #81)
Hendrix, Manny, CB, 1986-91
Sualua, Nicky, FB, 1997-98
Solowid, Mike, TE, 2001
Chapas, Shaun, FB, 2011
Smith, Rod, RB, 2015-17

46

Shy, Les, RB, 1966-69
(Shy also wore #25)
Baynham, Craig, RB, 1967-69
Washington, Mark, CB, 1970-78
Solomon, Roland, S, 1980
Fowler, Todd, FB, 1985-88
Blake, Ricky, RB, 1991
Fishback, Joe, S, 1993-94
Whalen, James, TE, 2000-03
(Whalen also wore #81, #82, #83)
Bickerstaff, Erik, RB, 2003
Condo, Jon, LS, 2005
Hoyle, Oliver, FB/LB, 2006-07
(Hoyle also wore #53)
Morris, Alfred, RB, 2016-17

47

Moegle, Dick, S, 1961
Clinkscale, Dextor, S, 1980, 1982-85
Scott, Chuck, WR, 1987
Holmes, Clayton, CB, 1992-95
McNeil, Ryan, CB, 2000
Hunter, Pete, CB, 2002-04
Vickers, Lawrence, FB, 2012

48

Green, Alex, CB, 1987
(Green also wore #29)
Johnston, Daryl, FB, 1989-99
Witherspoon, Terry, FB, 2001
Barrow, Micheal, LB, 2005

49

Dean, Kent, TE, 1988
Huggins, Johnny, TE, 2001
Pierce, Brett, TE, 2004-05
(Pierce also wore #88)

50

Tubbs, Jerry, LB, 1960-67
Lewis, D.D., LB, 1968, 1970-81
Rohrer, Jeff, LB, 1982-87
Hendrickson, Steve, LB, 1989
(Hendrickson also wore #58)
Harper, Dave, LB, 1990
Brownlow, Darrick, LB, 1991, 1994
(Brownlow also wore #59)
Abrams, Bobby, LB, 1992-93
Shiver, Clay, C, 1996-98
Tolbert, Brandon, LB, 1998-00
(Tolbert also wore #53)
Brooks, Jamal, LB, 2001-03
Fujita, Scott, LB, 2005
Ayodele, Akin, LB, 2006-07
(Ayodele also wore #51)
Rogers, Justin, LB, 2007-08
Lee, Sean, LB, 2010-17

51

Braatz, Tom, LB, 1960
Hoyem, Lynn, C/G, 1962-63
Manders, Dave, C, 1964-66, 1968-74
Dickerson, Anthony, LB, 1980-84
Jones, Dale, LB, 1987
Swan, Russ, LB, 1987
(Swan also wore #57)
Norton, Ken, LB, 1988-93
Thomas, Broderick, LB, 1996-98
Adams, Keith, LB, 2001-02
(Adams also wore #53)
Hardy, Kevin, LB, 2002
Singleton, Al, LB, 2003-06
Ayodele, Akin, LB, 2006-07
(Ayodele also wore #50)
Brooking, Keith, LB, 2009-11
Wilber, Kyle, LB, 2012-17

52

Hansen, Wayne, LB, 1960
Edwards, Dave, LB, 1963-75
Eidson, Jim, G/C, 1976
Shaw, Robert, C, 1979-81
McLean, Scott, LB, 1983
Cannon, Billy, LB, 1984
Duliban, Chris, LB, 1987
Hurd, Jeff, LB, 1987
(Hurd also wore #58)
Scott, Sean, LB, 1988
Pruitt, Mickey, LB, 1991-92
Schwartz, Jim, LB, 1994-96
Cockley, Dexter, LB, 1997-04
Johnson, Al, C, 2003-06
(Johnson also wore #62)
Polk, Carlos, LB, 2008
Williams, Leon, LB, 2010
Connor, Dan, LB, 2012
Durant, Justin, LB, 2013-14, 2016, 2017
(Durant also wore #56)
Gachkar, Andrew, LB, 2015-16

53

Connelly, Mike, C, 1960-67
(Connelly also wore #54)
Simmons, Dave, LB, 1968
Whittingham, Fred, LB, 1969
Babinecz, John, LB, 1972-73
Breunig, Bob, LB, 1975-84
Jax, Garth, LB, 1986-88
Simmons, Victor, LB, 1987
Elam, Onzy, LB, 1989
Shannon, Randy, LB, 1989-90
(Shannon also wore #94)
Stepnoski, Mark, C, 1989-94, 1999-01
(Stepnoski also wore #70)
Donaldson, Ray, C, 1995-96
Tolbert, Brandon, LB, 1998-00
(Tolbert also wore #50)
Adams, Keith, LB, 2001-02
(Adams also wore #51)
Thornton, Kalen, LB, 2004-05
Glymph, Junior, LB, 2005-06
(Glymph also wore #78)
Hoyle, Oliver, FB/LB, 2006-07
(Hoyle also wore #46)
Octavien, Steve, LB, 2008-09
Lawrence, Cameron, LB, 2013-14
Nzeocha, Mark, LB, 2015-16
March-Lillard, Justin, LB, 2017

54

Connelly, Mike, C, 1960-67
(Connelly also wore #53)
Howley, Chuck, LB, 1961-73
White, Randy, DT/LB, 1975-88
Solomon, Jesse, LB, 1989-90
Fieldings, Anthony, LB, 1995
Hardy, Darryl, LB, 1995, 1997
Hambrick, Darren, LB, 1998-01
Cerqua, Marc, LB, 2001
O'Neil, Keith, LB, 2003-04
Caver, Quinton, LB, 2005
Carpenter, Bobby, LB, 2006-09
Cummings, Kenwin, LB, 2010
Carter, Bruce, LB, 2011-14
Smith, Jaylon, LB, 2016-17

55

Jordan, Lee Roy, LB, 1963-76
Huther, Bruce, LB, 1977-80, 1983
(Huther also wore #57)
Spradlin, Danny, LB, 1981-82
DeOssie, Steve, LB, 1984-88
Flaherty, Harry, LB, 1987
Del Rio, Jack, LB, 1989-91
Jones, Robert, LB, 1992-95
Strickland, Fred, LB, 1996-98
Hall, Lemanski, LB, 1999

Steele, Markus, LB, 2001-03
Fowler, Ryan, LB, 2004-06
Thomas, Zach, LB, 2008
Albright, Alex, LB, 2011-12
Jones, Edgar, DE, 2013
McClain, Rolando, LB, 2014-15
Paea, Stephen, DT, 2017

56

Patera, Jack, LB, 1960-61
Long, Bob, LB, 1962
Hays, Harold, LB, 1963-67
Stincic, Tom, LB, 1969-71
Barnes, Rodrigo, LB, 1973-74
Henderson, Thomas, LB, 1975-79
Roe, Bill, LB, 1980
Lockhart, Eugene, LB, 1984-90
Roper, John, LB, 1993
Barnes, Reggie, LB, 1995
Godfrey, Randall, LB, 1996-99
Grant, Orantes, LB, 2000-01
James, Bradie, LB, 2003-11
McSurdy, Caleb, LB, 2012
Vega, Jason, DE, 2013
Wilson, Martez, DE, 2013
Toomer, Korey, KB, 2014
Dobbins, Tim, LB, 2014
Watson, Dekoda, LB, 2014
Durant, Justin, LB, 2013-14, 2016, 2017
(Durant also wore #52)
Smith, Keith, LB/FB, 2014-17
(Smith also wore #41 and #57)
Elliott, Jayrone, LB, 2017
Jones, Datone, DT, 2017

57

Walker, Malcolm, C, 1966-69
Keller, Mike, LB, 1972
Walker, Louie, LB, 1974
Davis, Kyle, C, 1975
Huther, Bruce, LB, 1977-80, 1983
(Huther also wore #55)
King, Angelo, LB, 1981-83
Turner, Jimmie, LB, 1984
Burton, Ron, LB, 1987-89
Swan, Russ, LB, 1987
(Swan also wore #51)
Smith, Vinson, LB, 1990-92, 1997
Campos, Alan, LB, 1996
Smith, Myron, LB, 1998
Coryatt, Quentin, LB, 1999
Wortham, Barron, LB, 2000
Mackey, Louis, LB, 2001-02
(Mackey also wore #58)
Burnett, Kevin, LB, 2005-08
Butler, Victor, LB, 2009-12
Holloman, DeVonte, LB, 2013-14
Smith, Keith, LB/FB, 2014-17
(Smith also wore #41 and #56)
Wilson, Damien, LB, 2015-17

58

Peterson, Calvin, LB, 1974-75
Hegman, Mike, LB, 1976-88
Hurd, Jeff, LB, 1987
(Hurd also wore #52)
Hendrickson, Steve, LB, 1989
(Hendrickson also wore #50)
Edwards, Dixon, LB, 1991-95
Hemsey, Nate, LB, 1997-99
Bowden, Joe, LB, 2000
Mackey, Louis, LB, 2001-02
(Mackey also wore #57)
Grau, Jeff, LS, 2002
Shanley, Scott, LB, 2003-05
Williams, Jason, LB, 2009-10
Lemon, Orie, LB, 2012, 2013
(Lemon also wore #98)
Bosworth, Kyle, LB, 2013
Anderson, James, LB, 2014
Crawford, Jack, DE, 2014-16

Moore, Damontre¹, DE, 2017
Johnson, Tre'von, LB, 2017

59

Hutcherson, Ken, LB, 1974
Capone, Warren, LB, 1975
Brown, Guy, LB, 1977-82
Walter, Mike, LB, 1983
Penn, Jesse, LB, 1985-87
Timmer, Kirk, LB, 1987
Cobb, Garry, LB, 1988-89
Brownlow, Darrick, LB, 1991, 1994
(Brownlow also wore #50)
Smith, Darrin, LB, 1993-96
Thomas, Robert, LB/FB, 1998-02
(Thomas also wore #44)
Nguyen, Dat, LB, 1999-05
Williams, Brandon, LB, 2010
Sims, Ernie, LB, 2012-13
Hitchens, Anthony, LB, 2014-17

60

Guy, Buzz, G, 1960
Isbell, Joe Bob, G, 1962-65
Burkett, Jackie, LB, 1968-69
Kiner, Steve, LB, 1970
Caffey, Lee Roy, LB, 1971
Killian, Gene, G, 1974
Randall, Tom, G, 1978
Smerek, Don, DL, 1981-87
Hamel, Dean, DT, 1989-90
Hill, Tony, DE, 1991-92
(Hill also wore #90)
Kennard, Derek, G, 1994-96
Brymer, Chris, C/G, 1999
Nix, John, DT, 2001-02
Noll, Ben, G, 2004-05
Parker, J'vonne, DT, 2006
Stanley, Montavious, DT, 2006
Kowalski, Kevin, C/G, 2011-12
Coleman, Davon, DT, 2014-15

61

Putnam, Duane, G, 1960
Green, Allen, P/K, 1961
Nye, Blaine, G, 1968-76
Cooper, Jim, OL, 1977-86
Newton, Nate, G/T, 1986-98
(Newton also wore #67)
Garmon, Kelvin, G, 2000-02
Conaty, Bill, C, 2003
Nagy, Bill, G, 2011

62

Healy, Don, DT, 1960-61
(Healy also wore #78)
Cvercko, Andy, G, 1961-62
Poimboeuf, Lance, K, 1963
Donohue, Leon, G, 1965-67
Fitzgerald, John, C, 1971-80
Baldinger, Brian, OL, 1982-84, 1986-87
Zentic, Mike, C, 1987
Brotzki, Bob, T, 1988
Oswald, Paul, G, 1988
Tolbert, Tony, DL, 1989-97
(Tolbert also wore #92)
Hellestrae, Dale, OL, 1990-00
(Hellestrae also wore #70)
Parrish, James, T, 1993-94
Myslinski, Tom, G/C, 1999
Page, Craig, C, 2000
Johnson, Al, C, 2003-06
(Johnson also wore #52)
Rivera, Marco, G, 2005-06
Arkin, David, G, 2011-13

63

Falls, Mike, G, 1960-61
Cole, Larry, DL, 1968-80
Titensor, Glen, G, 1981-86, 1988
Shields, Joe, OL, 1987

Brinkley, Lester, DL, 1990
Gesek, John, G, 1990-93
(Gesek also wore #67)
Flannery, John, G, 1996-97
Kiselak, Michael, C/G, 1998-99
Gibson, Aaron, T, 2001-02
Alford, Darnell, T, 2002
DiNapoli, Gennaro, C, 2003
Kosier, Kyle, G, 2006-11
Cook, Ryan, G/C, 2012
Gardner, Ben, DE, 2014
Walker, Casey, DT, 2015
Cleary, Emmett, T, 2016

64

Grottkau, Bob, G, 1961
Liscio, Tony, T, 1963-64, 1966-71
(Liscio also wore #72)
Smith, Jim Ray, G/T, 1963-64
Johnson, Mitch, G, 1965
Hagen, Halvor, C/G, 1969-70
Arneson, Jim, C/G, 1973-74
Rafferty, Tom, G/C, 1976-89
Lilja, George, C, 1987
(Lilja also wore #67)
Diaz, Jorge, G, 2000
Stewart, Daleroy, DT, 2002-04
Holland, Montrae, G, 2008-11
Waters, Brian, G, 2013
Cooper, Jonathan, G, 2016-17

65

Schoenke, Ray, T, 1963-64
Wilbur, John, T, 1966-69
Stalls, Dave, DE, 1977-79
Petersen, Kurt, G, 1980-85
Westberry, Gary, C, 1987
White, Bob, OL, 1987-89
(White also wore #70)
Slaton, Tony, G, 1990
Stone, Ron, T, 1993-95
Gurode, Andre, G/C, 2002-10
Leary, Ronald, G, 2012-16

66

Husmann, Ed, DT, 1960
Andrie, George, DE, 1962-72
Lawless, Burton, G, 1975-79
Wells, Norm, G, 1980
Schultz, Chris, T, 1983, 1985
Baker, Jesse, DE, 1986
Gogan, Kevin, T, 1987-93
Hutson, Tony, G, 1996-99
Fricke, Ben, C, 1999-01
(Fricke also wore #69)
McKinney, Jeremy, G/T, 2002
Ratliff, Jay, DE, 2005-13
(Ratliff also wore #90)
Johnson, Tank, NT, 2007-08
(Johnson also wore #95)
Saddler-McQueen, Jimmy, DE, 2010
Geathers, Clifton, DE, 2010-11
(Geathers also wore #96)
Schaefering, Brian, DT, 2012
Bishop, Ken, NT 2014-15
(Bishop also wore #93)

67

Houser, John, C/G, 1960-61
Kupp, Jake, G, 1964-65
Toomay, Pat, DE, 1970-74
Donovan, Pat, T, 1975-83
Thompson, Broderick, G, 1985
Newton, Nate, G/T, 1986-98
(Newton also wore #61)
Lilja, George, C, 1987
(Lilja also wore #64)
Walker, Gary, OL, 1987
Shearin, Joe, C, 1987
Smith, Sean, DT, 1989
Gesek, John, G, 1990-93
(Gesek also wore #63)

Maryland, Russell, DT, 1991-95
McIver, Everett, G, 1998-99
Burger, Joe, G, 2006-08
Costa, Phil, C, 2010-13
Hills, Tony, T, 2014
Mills, Jordan, T, 2015

68

Reese, Guy, DT, 1962-63
Boeke, Jim, T, 1964-67
Scott, Herb, G, 1975-84
Ker, Crawford, G, 1985-90
Cornish, Frank, C, 1992-94
Batiste, Michael, DT/G, 1995
Ross, Oliver, T, 1998
Scarlett, Noel, DT, 2000
Lehr, Matt, G/C, 2001-04
Jamison, Vontrell, DE, 2005
Free, Doug, T, 2007-16
Ross, Daniel, DT, 2017

69

Hegamin, George, T, 1994-97
Fricke, Ben, G/C, 1999-01
(Fricke also wore #66)
Tucker, Ross, G, 2002
Fabini, Jason, T, 2006
Preston, Duke, C, 2009
Irvin, Corvey, DT, 2013
Meltan, Henry, DT, 2014

70

McCreary, Bob, T, 1961
Memmelear, Dale, G, 1962-63
Sandeman, Bill, DT, 1966
Wright, Rayfield, TE/T, 1967-79
(Wright also wore #85)
Richards, Howard, G/T, 1981-86
White, Bob, OL, 1987-89
(White also wore #65)
Stepnoski, Mark, C, 1989-94, 1999-01
(Stepnoski also wore #53)
Hellestrae, Dale, OL, 1990-00
(Hellestrae also wore #62)
Collins, Javier, DT/T, 2001-03
Brooks, Ethan, T, 2005
Price, Marcus, T, 2005
Davis, Leonard, T, 2007-10
Loper, Daniel, G, 2011
Crawford, Tyrone, DT, 2012-16
(Crawford also wore #98)
Long, Jerome, DT, 2013
Nevis, Drake, DT, 2013
Kearse, Frank, DT, 2013
Martin, Zack, G, 2014-17

71

Dickson, Paul, T, 1960
Granger, Charlie, T, 1961
Talbert, Don, DE/OT, 1962, 1965, 1971
(Talbert also wore #72)
Townes, Willie, DE, 1966-68
Wallace, Rodney, G/T, 1971-73
Frederick, Andy, T, 1977-81
Tuinei, Mark, OT/DL, 1983-97
Dwyer, Mike, DT, 1987
Jackson, Alcender, G, 2000-01
Walter, Tyson, OL, 2002-04
Procter, Cory, G, 2005-09
Barron, Alex, T, 2010
Livings, Mike, G, 2012
Brown, Everette, DE, 2013
Hawkins, Donald, T, 2014
Collins, La'el, G, 2015-17

72

Herschman, Bill, DT, 1960-61
Talbert, Don, DE/OT, 1962, 1965, 1971
(Talbert also wore #71)
Liscio, Tony, T, 1963-64, 1966-71
(Liscio also wore #64)

Jones, Ed, DE, 1974-78, 1980-89
 Cheek, Louis, OL, 1990
 Sullivan, Mike, T, 1991
 Childress, Ray, DT, 1996
 Missouri, Dwayne, DE, 2001
 Peterman, Stephen, G, 2004-05
 Bowen, Stephen, DE, 2006-10
 Callaway, Robert, DT, 2012
 Frederick, Travis, C, 2013-17

73

Fisher, Ray, T, 1960
 Clark, Monte, T, 1962
 Neely, Ralph, G/T, 1965-77
 Wright, Steve, T, 1981-82
 Kitson, Syd, G, 1984
 Ploeger, Kurt, DL, 1986
 Burnette, Dave, T, 1987
 Noonan, Danny, DL, 1987-92
 Allen, Larry, G/T, 1994-05
 Clark Jeremy, DE, 2010
 Bernadeau, Mackenzey, G, 2012-15
 Looney, Joe, C, 2016-17

74

Lilly, Bob, DL, 1961-74

75

Fry, Bob, T, 1960-64
 Pugh, Jethro, DT, 1965-78
 Pozderac, Phil, T, 1982-87
 Smith, Daryle, T, 1987-88
 (Smith also wore #79)
 Carter, Jon, DT, 1989
 Casillas, Tony, DT, 1991-93, 1996-97
 Noble, Brandon, DT, 1999-02
 Young, Ryan, T, 2003
 Wiley, Marcellus, DE, 2004
 Colombo, Marc, T, 2005-10
 Dockery, Derrick, G, 2011-12
 (Dockery also wore #76)
 Weems, Darrion, T, 2012-14
 Davis, Ryan, DE, 2016
 Bell, Byron, T, 2017

76

Gonzaga, John, DE, 1960
 Nutting, Ed, T, 1963
 Frank, Bill, T, 1964
 Diehl, John, DT, 1965
 Niland, John, G, 1966-74
 Bethea, Larry, DL, 1978-83
 Aughtman, Dowle, OL, 1984
 Otto, Bob, DL, 1986
 Zimmerman, Jeff, G, 1987-90
 Veingrad, Alan, OL, 1991-92
 Reynolds, Jerry, T, 1994
 Adams, Fiozell, G/T, 1998-09
 Young, Sam, T, 2010
 Dockery, Derrick, G, 2011-12
 (Dockery also wore #75)
 Hardy, Greg, DE, 2015
 Moore, Zach, DE, 2016
 Ash, Richard, DE, 2016

77

Bradfute, Byron, T, 1960-61
 Brock, Clyde, DT, 1962-63
 Stephens, Larry, DE, 1963-67
 (Stephens also wore #79)
 Colvin, Jim, DT, 1964-66
 East, Ron, DT, 1967-70
 (East also wore #79)
 Gregory, Bill, DL, 1971-77
 Thornton, Bruce, DL, 1979-81
 Jeffcoat, Jim, DE, 1983-94
 Cisowski, Steve, T, 1987
 Scifres, Steve, OL, 1997
 Davis, Nathan, DT, 1998-99
 (Davis also wore #99)
 Page, Solomon, G/T, 1999-02

Tucker, Torrin, T, 2003-05
 McQuistan, Pat, T, 2006-09
 Smith, Tyron, T, 2011-17

78

Healy, Don, DT, 1960-61
 (Healy also wore #62)
 Meyers, John, DT, 1962-63
 Youmans, Maury, DE, 1964-65
 Asher, Bob, T, 1970
 Walton, Bruce, G, 1973-75
 Schaum, Greg, DE, 1976
 Dutton, John, DL, 1979-86
 Widell, Dave, T, 1988-89
 Lett, Leon, DL, 1991-00
 Vollers, Kurt, T, 2002-04
 Glymph, Junior, LB, 2005-06
 (Glymph also wore #53)
 Marten, James, T, 2007
 Parnell, Jermey, T, 2010-14
 Brown, Charles, T, 2015
 Edwards, Kadeem, G, 2017

79

Klein, Dick, T, 1960
 Frost, Ken, DT, 1961-62
 Stephens, Larry, DE, 1963-67
 (Stephens also wore #77)
 East, Ron, DT, 1967-70
 (East also wore #77)
 Gregg, Forrest, G/T, 1971
 Martin, Harvey, DE, 1973-83
 Hunt, John, G/T, 1984
 Cesario, Sal, G, 1987
 Smith, Daryle, T, 1987-88
 (Smith also wore #75)
 Broughton, Willie, DT, 1989-90
 Williams, Erik, T, 1991-00
 Dorsey, Char-ron, T, 2001-02
 McFadden, Marques, T, 2002
 Rogers, Jacob, T, 2004
 Pettiti, Rob, T, 2005
 Brewster, Robert, T, 2009-10
 Bass, Ben, DT, 2012
 Boatright, Kenneth, DE, 2014
 Green, Chaz, OL, 2015-17

80

Murchison, Ola Lee, WR, 1961
 Folkins, Lee, TE, 1962-64
 (Folkins also wore #83)
 Barnes, Gary, WR, 1963
 McDaniels, David, WR, 1968
 Hill, Tony, WR, 1977-86
 Barksdale, Rod, WR, 1987
 Spivey, Sebron, WR, 1987
 Gay, Everett, WR, 1988
 Ford, Bernard, WR, 1989
 Harris, Rod, WR, 1990
 Harper, Alvin, WR, 1991-94, 1999
 (Harper also wore #82)
 Gadsden, Oronde, WR, 1995
 Williams, Stepfret, WR, 1996-97
 Santiago, O.J., TE, 2000
 Fontenot, Chris, TE, 2000
 Swinton, Reggie, WR, 2001-03
 McGee, Tony, TE, 2002-03
 (McGee also wore #82)
 James, Cedric, WR, 2003
 Ryan, Sean, TE, 2004-05
 Fasano, Anthony, TE, 2006-07
 Bennett, Martellus, TE, 2008-11

81

Howton, Bill, WR, 1960-63
 Bateman, Marv, P, 1972-74
 Howard, Percy, WR, 1975
 Steele, Robert, WR, 1978
 (Steele also wore #82)
 Smith, Jackie, TE, 1978
 Wilson, Steve, WR/CB, 1979-81
 (Wilson also wore #45)

Phillips, Kirk, WR, 1984
 Powe, Karl, WR, 1985-86
 Courville, Vince, WR, 1987
 (Courville also wore #44)
 Edwards, Kelvin, WR, 1987-88
 (Edwards also wore #87)
 Ankrom, Scott, WR, 1989
 Wright Alexander, WR, 1990-92
 Daniel, Tim, WR, 1993
 Galbraith, Scott, TE, 1993-94, 1997
 (Galbraith also wore #89)
 Hervey, Edward, WR, 1996
 Armstrong, Tyji, TE, 1996
 Jeffers, Patrick, WR, 1998
 Ismail, Raghib, WR, 1999-01
 Whalen, James, TE, 2000-03
 (Whalen also wore #46, #82, #83)
 Morgan, Quincy, WR, 2004
 Price, Peerless, WR, 2005
 Owens, Terrell, WR, 2006-08
 Robinson, Laurent, WR, 2011

82

Clarke, Frank, TE/WR, 1960-67
 Stowe, Otto, WR, 1973
 Reece, Beasley, CB/WR, 1976
 Steele, Robert, WR, 1978
 (Steele also wore #81)
 Simmons, Cleo, TE, 1983
 Renfro, Mike, WR, 1984-87
 Burbage, Cornell, WR, 1987-89
 (Burbage also wore #15 and #89)
 Shepard, Derrick, WR, 1989-91
 (Shepard also wore #87)
 Harper, Alvin, WR, 1991-94, 1999
 (Harper also wore #80)
 Smith, Jimmy, WR, 1992
 Fleming, Cory, WR, 1994-95
 Mitchell, Johnny, TE, 1996
 Ogden, Jeff, WR, 1998-99
 Brazzell, Chris, WR, 1999-00
 (Brazzell also wore #85)
 McKnight, James, WR, 1999-00
 Whalen, James, TE, 2000-03
 (Whalen also wore #46, #81, #83)
 McGee, Tony, TE, 2002-03
 (McGee also wore #80)
 Witten, Jason, TE, 2003-17

83

Doran, Jim, WR, 1960-61
 Folkins, Lee, TE, 1962-64
 (Folkins also wore #80)
 Deters, Harold, K, 1967
 Clark, Mike, K, 1968-71, 1973
 (Clark also wore #17)
 Richards, Golden, WR, 1973-78
 Donley, Doug, WR, 1981-84
 Gonzalez, Leon, WR, 1985
 Martin, Kelvin, WR, 1987-92, 1996
 Mickey, Joey, TE, 1993
 Jackson, Willie, WR, 1994
 Watkins, Kendall, TE, 1995
 Miller, Anthony, WR, 1997
 Clay, Hayward, TE, 1998-99
 Still, Bryan, WR, 1999
 McGarity, Wane, WR, 1999-01
 Whalen, James, TE, 2000-03
 (Whalen also wore #46, #81, #82)
 Glenn, Terry, WR, 2003-07
 Rucker, Martin, TE, 2010-11
 Williams, Terrance, WR, 2013-17

84

Wisener, Gary, WR, 1960
 Norman, Pettis, TE, 1962-70
 Fugett, Jean, TE, 1972-75
 Cosbie, Doug, TE, 1979-88
 Borresen, Rich, TE, 1987
 Jennings, Keith, TE, 1989
 Novacek, Jay, TE, 1990-96

Lucky, Mike, TE, 1999-02
(Lucky also wore #86)
Galloway, Joey, WR, 2000-03
Crayton, Patrick, WR, 2004-09
Hanna, James, TE, 2012-16

85

Cronin, Gene, LB, 1960
Wright, Rayfield, TE/T, 1967-79
(Wright also wore #70)
Smith, Tody, DL, 1971-72
Cornwell, Fred, TE, 1984-85
Chandler, Thornton, TE, 1986-89
(Chandler also wore #89)
Folsom, Steve, TE, 1987-90
Hendrix, Tim, TE, 1987
McKinnon, Dennis, WR, 1990
Williams, Kevin, WR, 1993-96
Mills, Ernie, WR, 1998-99
Brazzell, Chris, WR, 1999-00
(Brazzell also wore #82)
Chiaverini, Darren, WR, 2001
Scott, Darnay, WR, 2002
Robinson, Jeff, TE, 2002-04
Rector, Jamaica, WR, 2006
Ogletree, Kevin, WR, 2009-12
Mayle, Vince, WR, 2015-2016
(Mayle also wore #16)
Brown, Noah, WR, 2017

86

Sherer, Dave, P, 1960
Porterfield, Garry, DE, 1965
Coleman, Ralph, LB, 1972
Houston, Bill, WR, 1974
Johnson, Butch, WR, 1976-83
Harris, Duriel, WR, 1984
Smith, Waddell, WR, 1984
Duckett, Kenny, WR, 1985
Sherrard, Mike, WR, 1986
Dixon, James, WR/RB, 1989-91
(Dixon also wore #21)
Williams, Tyrone, WR, 1993
Bjornson, Eric, TE, 1995-99
Lucky, Mike, TE, 1999-02
(Lucky also wore #84)
Campbell, Dan, TE, 2003-05
Hannan, Ryan, TE, 2006
Stanback, Isaiah, WR, 2007-08
Chandler, Scott, TE, 2010

87

Borden, Nate, DE, 1960-61
Stynchula, Andy, DE, 1968
Truax, Billy, TE, 1971-73
Howard, Ron, TE, 1974-75
Saldi, Jay, TE, 1976-82
Banks, Gordon, WR, 1985-87
Edwards, Kelvin, WR, 1987-88
(Edwards also wore #81)
Alexander, Ray, WR, 1988-89
Shepard, Derrick, WR, 1989-91
(Shepard also wore #82)
Roberts, Alfredo, TE, 1991-92
Davis, Billy, WR, 1995-98
Tucker, Jason, WR, 1999-00
Rambo, Ken-Yon, WR, 2001-02
Smith, Zuriel, WR, 2003
Ward, Dedic, WR, 2004
Thorn, Andy, TE, 2006
Smith, Andre, TE, 2013
Swaim, Geoff, TE, 2015-17

88

Davis, Sonny, LB, 1961
Ridgway, Colin, P/K, 1965
Randle, Sonny, WR, 1968
Rucker, Reggie, WR, 1970-71
Sellers, Ron, WR, 1972
Pearson, Drew, WR, 1973-83

Irvin, Michael, WR, 1988-99
Harris, Jackie, TE, 2000-01
Bryant, Antonio, WR, 2002-04
Pierce, Brett, TE, 2004-05
(Pierce also wore #49)
Bryant, Dez, WR, 2010-17

89

Dugan, Fred, WR, 1960
Davis, Donnie, WR, 1962
DiTka, Mike, TE, 1969-72
DuPree, Billy Joe, TE, 1973-83
Salonen, Brian, TE/LB, 1984-85
Chandler, Thornton, TE, 1986-89
(Chandler also wore #85)
Burbage, Cornell, WR, 1987-89
(Burbage also wore #15 and #82)
Awalt, Rob, TE, 1990-91
Tennell, Derek, TE, 1992
Blackwell, Kelly, TE, 1993
Galbraith, Scott, TE, 1993-94, 1997
(Galbraith also wore #81)
Price, Jim, TE, 1993
Ware, Derek, TE, 1996
LaFleur, David, TE, 1997-00
Williams, Randal, WR, 2001-04
Curtis, Tony, TE, 2007-08
Phillips, John, TE, 2009-12
Escobar, Gavin, TE, 2013-16
Jarwin, Blake, TE, 2017

90

Crockett, Willis, LB, 1990
Hill, Tony, DE, 1991-92
(Hill also wore #60)
McIntosh, Toddrick, DT, 1994
Sturgis, Oscar, DE, 1995
Spellman, Alonzo, DT, 1999-00
Frisch, Byron, DE, 2001
Ogbogu, Eric, DE, 2003-05
Ratliff, Jay, DE, 2005-13
(Ratliff also wore #66)
Austin, Marvin, DT, 2013
Dawkins, Everett, DE, 2013
Lawrence, DeMarcus, DE, 2014-17

91

Johnson, Walter, DT, 1987
Vanderbeek, Matt, LB/DE, 1993-94
Benson, Darren, DT, 1995-98
Underwood, Dimitrius, DL, 2000-01
Carson, Leonardo, DT, 2003-04
Ladouceur, Louis-Philippe, LS, 2005-17

92

Perkins, Ray, DE, 1987
Toibert, Tony, DL, 1989-97
(Toibert also wore #62)
White, Chris, DE, 2000
Evans, Demetric, DE, 2001-02
Brooks, Jermaine, DT, 2003
Johnson, Thomas, DT, 2005
Ayodele, Remi, NT, 2007
Brent, Josh, NT, 2010-12, 14
(Brent also wore #95)
Cohen, Landon, DT, 2013
Carter, David, DT, 2013
Wynn, Jarius, DE, 2013
Mincey, Jeremy, DE, 2014-15
Thornton, Cedric, DT, 2016
Price, Brian, DT, 2017

93

Cooper, Reggie, LB, 1991
Ulufale, Mike, DT, 1996
Smith, Artie, DT, 1998
Zellner, Peppi, DE, 1999-02
Coleman, Kenyon, DE, 2003-06, 11-12
(Coleman also wore #99)
Spencer, Anthony, LB, 2007-14
Bishop, Ken, DT, 2014-15
(Bishop also wore #66)
Mayowa, Benson, DE, 2016-17

94

Watts, Randy, DE, 1987
Shannon, Randy, LB, 1989-90
(Shannon also wore #53)
Haley, Charles, DE, 1992-96
Myers, Michael, DL, 1998-03
Cooper, Chris, DT, 2004
Ware, DeMarcus, LB, 2005-13
Gregory, Randy, DE, 2015-16

95

Walen, Mark, DT, 1987-88
Hennings, Chad, DT, 1992-00
Chevrier, Randy, DT, 2001
Weatherington, Colston, DE, 2002
Claybrooks, DeVone, DT, 2004
Ferguson, Jason, DT, 2005-07
Johnson, Tank, NT, 2007-08
(Johnson also wore #66)
Siavii, Junior, NT, 2009
Lissemore, Sean, DE, 2010-12
Rayford, Caesar, DE, 2013
Brent, Josh, NT, 2010-12, 14
(Brent also wore #92)
Irving, David, DE, 2015-17

96

Stubbs, Daniel, DE, 1990-91
Carver, Shante, DE, 1994-97
(Carver also wore #98)
Anderson, Antonio, DT, 1997-98
Ekuban, Ebenezer, DE, 1999-03
Spears, Marcus, DE, 2005-12
(Spears also wore #98)
Hayden, Nick, DT, 2013-15
Collins, Maliek, DT, 2017

97

Ponder, David, DT, 1985
Lilly, Kevin, DT, 1989
Jones, Jimmie, DL, 1990-93
Pittman, Kavika, DE, 1996-99
Fields, Aaron, DE, 2000
Glover, La'Roi, DT, 2002-05
Hatcher, Jason, DE, 2006-13
McClain, Terrell, DT, 2014-16
Charlton, Taco, DE, 2017

98

Tippins, Ken, LB, 1989
Willis, Mitch, DT, 1990
Myles, Godfrey, LB, 1991-96
Carver, Shante, DE, 1994-97
(Carver also wore #96)
Ellis, Greg, DE/LB, 1998-08
Johnson, Curtis, LB, 2009
Spears, Marcus, DE, 2005-12
(Spears also wore #96)
Poppinga, Brady, LB, 2012
Lemon, Orie, LB, 2012, 2013
(Lemon also wore #58)
Crawford, Tyrone, DT, 2012-17
(Crawford also wore #70)

99

Brooks, Kevin, DT, 1985-88
Howard, David, LB, 1989-90
McCormack, Hurvin, DT, 1994-98
Davis, Nathan, DT, 1998-99
(Davis also wore #77)
Blade, Willie, DT, 2003
Eaton, Chad, DT, 2004
Canty, Chris, DE, 2005-08
Olshansky, Igor, DE, 2009-10
Coleman, Kenyon, DE, 2003-06, 11-12
(Coleman also wore #93)
Selvie, George, DE, 2013-14
Russell, Ryan, DE, 2015
Tapper, Charles, DE, 2016

Cowboys All-Time Honor Roll

ALL-TIME PRO BOWL SELECTIONS

Name, Position	Total Selections	Consecutive Streak
Bob Lilly, DT.....	11	10 (1964-73)
Jason Witten, TE.....	11	7 (2004-10, 12-14)
Larry Allen, G/T.....	10	7 (1995-01)
Mel Renfro, S/CB.....	10	10 (1964-73)
Randy White, DT.....	9	9 (1977-85)
Emmitt Smith, RB.....	8	6 (1990-95)
DeMarcus Ware, LB.....	7	7 (2006-12)
Troy Aikman, QB.....	6	6 (1991-96)
Cliff Harris, S.....	6	6 (1974-79)
Chuck Howley, LB.....	6	5 (1965-69)
Nate Newton, G.....	6	5 (1992-96)
John Niland, G.....	6	6 (1968-73)
Don Perkins, RB.....	6	3 '61-63, '66-68)
Roger Staubach, QB.....	6	5 (1975-79)
Rayfield Wright, T.....	6	6 (1971-76)
Flozell Adams, T.....	5	3 (2003-04, '06-08)
George Andrie, DE.....	5	5 (1965-69)
Cornell Green, CB/S.....	5	3 (1965-67)
Andre Gurode, C.....	5	5 (2006-10)
Michael Irvin, WR.....	5	5 (1991-95)
Lee Roy Jordan, LB.....	5	3 (1967-69)
Jay Novacek, TE.....	5	5 (1991-95)
Tyron Smith, T.....	5	5 (2013-17)
Roy Williams, S.....	5	5 (2003-07)
Darren Woodson, S.....	5	5 (1994-98)
Pat Donovan, T.....	4	4 (1979-82)
Tony Dorsett, RB.....	4	3 (1981-83)
Travis Frederick, C.....	4	4 (2014-17)
La'Roi Glover, DT.....	4	4 (2002-05)
Calvin Hill, RB.....	4	3 (1972-74)
Harvey Martin, DE.....	4	4 (1976-79)
Zack Martin, G.....	4	4 (2014-17)
Jay Ratliff, NT.....	4	4 (2008-11)
Tony Romo, QB.....	4	2 (2006-07)
Deion Sanders, CB/KR.....	4	4 (1996-99)
Everson Walls, CB.....	4	3 (1981-83)
Erik Williams, T.....	4	2 (1996-97)

PRO BOWL

1960 (1) -	Jim Doran, WR (1)
1961 (2) -	Dick Bielski, TE (1)
	# Don Perkins, RB (1)
1962 (5) -	Don Bishop, CB (1)
	Eddie LeBaron, QB (1)
	Bob Lilly, DE (1)
	Don Perkins, RB (2)
	Jerry Tubbs, LB (1)
1963 (3) -	Sam Baker, P (1)
	Lee Folkins, TE (1)
	Don Perkins, RB (3)
1964 (2) -	Bob Lilly, DT (2)
	# Mel Renfro, S (1)
1965 (6) -	George Andrie, DE (1)
	Cornell Green, CB (1)
	# Bob Hayes, WR (1)
	Chuck Howley, LB (1)
	Bob Lilly, DT (3)
	Mel Renfro, S (2)
1966 (9) -	George Andrie, DE (2)
	Cornell Green, CB (2)
	Bob Hayes, WR (2)
	Chuck Howley, LB (2)
	Bob Lilly, DT (4)
	Dave Manders, C (1)
	Don Meredith, QB (1)
	Don Perkins, RB (4)
	Mel Renfro, S (3)
1967 (10) -	George Andrie, DE (3)
	Cornell Green, CB (3)
	Bob Hayes, WR (3)

	Chuck Howley, LB (3)
	Lee Roy Jordan, LB (1)
	Bob Lilly, DT (5)
	Don Meredith, QB (2)
	Ralph Neely, T (1)
	Don Perkins, RB (5)
	Mel Renfro, S (4)
1968 (8) -	George Andrie, DE (4)
	Chuck Howley, LB (4)
	Lee Roy Jordan, LB (2)
	Bob Lilly, DT (6)
	Don Meredith, QB (3)
	John Niland, G (1)
	Don Perkins, RB (6)
	Mel Renfro, CB (5)
1969 (8) -	a George Andrie, DE (5)
	# Calvin Hill, RB (1)
	Chuck Howley, LB (5)
	Lee Roy Jordan, LB (3)
	Bob Lilly, DT (7)
	Ralph Neely, T (2)
	John Niland, G (2)
	Mel Renfro, CB (6)
1970 (3) -	Bob Lilly, DT (8)
	John Niland, G (3)
	b Mel Renfro, CB (7)
1971 (8) -	Cornell Green, S (4)
	Chuck Howley, LB (6)
	Bob Lilly, DT (9)
	John Niland, G (4)
	Mel Renfro, S (8)
	Roger Staubach, QB (1)
	Ron Widby, P (1)
	Rayfield Wright, T (1)
	Walt Garrison, RB (1)
1972 (7) -	Cornell Green, S (5)
	Calvin Hill, RB (2)
	* Bob Lilly, DT (10)
	John Niland, G (5)
	* Mel Renfro, CB (9)
	Rayfield Wright, T (2)
1973 (6) -	* Calvin Hill, RB (3)
	* Lee Roy Jordan, LB (4)
	* Bob Lilly, DT (11)
	John Niland, G (6)
	Mel Renfro, CB (10)
	Rayfield Wright, T (3)
1974 (6) -	Cliff Harris, S (1)
	Calvin Hill, RB (4)
	Lee Roy Jordan, LB (5)
	Blaine Nye, G (1)
	Drew Pearson, WR (1)
	Rayfield Wright, T (4)
1975 (3) -	Cliff Harris, S (2)
	* Roger Staubach, QB (2)
	Rayfield Wright, T (5)
1976 (8) -	Billy Joe DuPree, TE (1)
	Cliff Harris, S (3)
	Harvey Martin, DE (1)
	Blaine Nye, G (2)
	Drew Pearson, WR (2)
	Roger Staubach, QB (3)
	Charlie Waters, S (1)
	Rayfield Wright, T (6)
1977 (8) -	Billy Joe DuPree, TE (2)
	Cliff Harris, S (4)
	Efren Herrera, K (1)
	Harvey Martin, DE (2)
	Drew Pearson, WR (3)
	* Roger Staubach, QB (4)
	Charlie Waters, S (2)
	Randy White, DT (1)
1978 (9) -	Tony Dorsett, RB (1)
	Billy Joe DuPree, TE (3)
	Cliff Harris, S (5)

Thomas Henderson, LB (1)
Tony Hill, WR (1)
* Harvey Martin, DE (3)
Roger Staubach, QB (5)
Charlie Waters, S (3)
Randy White, DT (2)
1979 (8) - Bob Bruenig, LB (1)
Pat Donovan, T (1)
Cliff Harris, S (6)
Tony Hill, WR (2)
Harvey Martin, DE (4)
Herb Scott, G (1)
Roger Staubach, QB (6)
Randy White, DT (3)
1980 (4) - Bob Bruenig, LB (2)
Pat Donovan, T (2)
Herb Scott, G (2)
Randy White, DT (4)
1981 (7) - Pat Donovan, T (3)
Tony Dorsett, RB (2)
Ed Jones, DE (1)
Herb Scott, G (3)
Rafael Septien, K (1)
Everson Walls, CB (1)
Randy White, DT (5)
1982 (7) - Bob Bruenig, LB (3)
Pat Donovan, T (4)
Tony Dorsett, RB (3)
Ed Jones, DE (2)
Everson Walls, CB (2)
Danny White, QB (1)
Randy White, DT (6)
1983 (5) - Doug Cosbie, TE (1)
Tony Dorsett, RB (4)
Ed Jones, DE (3)
Everson Walls, CB (3)
Randy White, DT (7)
1984 (3) - Bill Bates, ST (1)
Doug Cosbie, TE (2)
Randy White, DT (8)
1985 (4) - Doug Cosbie, TE (3)
Tony Hill, WR (3)
Everson Walls, CB (4)
Randy White, DT (9)
1987 (1) - Herschel Walker, RB (1)
1988 (1) - Herschel Walker, RB (2)
1990 (1) - # Emmitt Smith, RB (1)
1991 (4) - Troy Aikman, QB (1)
@ Michael Irvin, WR (1)
Jay Novacek, TE (1)
Emmitt Smith, RB (2)
1992 (6) - Troy Aikman, QB (2)
Michael Irvin, WR (2)
Nate Newton, G (1)
Jay Novacek, TE (2)
Emmitt Smith, RB (3)
Mark Stepnoski, C (1)
1993 (11) - %* Troy Aikman, QB (3)
* Thomas Everett, S (1)
Michael Irvin, WR (3)
Daryl Johnston, FB (1)
Russell Maryland, DT (1)
Nate Newton, G (2)
Ken Norton, LB (1)
Jay Novacek, TE (3)
* Emmitt Smith, RB (4)
* Mark Stepnoski, C (2)
Erik Williams, T (1)
1994 (11) - Troy Aikman, QB (4)
Charles Haley, DE (1)
Michael Irvin, WR (4)
Daryl Johnston, FB (2)
Leon Lett, DT (1)
Nate Newton, G (3)
Jay Novacek, TE (4)
* Emmitt Smith, RB (5)
Mark Stepnoski, C (3)
Mark Tuinei, T (1)
Darren Woodson, S (1)

1995 (10) - * Troy Aikman, QB (5)
Larry Allen, G (1)
* Ray Donaldson, C (1)
Charles Haley, DE (2)
Michael Irvin, WR (5)
Nate Newton, G (4)
Jay Novacek, TE (5)
Emmitt Smith, RB (6)
Mark Tuinei, T (2)
Darren Woodson, S (2)
1996 (9) - * Troy Aikman, QB (6)
Larry Allen, G (2)
* Ray Donaldson, C (2)
Nate Newton, G (5)
* Deion Sanders, CB (1)
Jim Schwartz, ST (1)
Tony Tolbert, DE (1)
Erik Williams, T (2)
Darren Woodson, S (3)
1997 (4) - Larry Allen, G (3)
* Deion Sanders, CB (2)
Erik Williams, T (3)
* Darren Woodson, S (4)
1998 (6) - Larry Allen, T (4)
Leon Lett, DT (2)
Nate Newton, G (6)
Deion Sanders, CB/KR (3)
Emmitt Smith, RB (7)
Darren Woodson, S (5)
1999 (5) - * Larry Allen, G (5)
Dexter Coakley, LB (1)
* Deion Sanders, CB (4)
Emmitt Smith, RB (8)
Erik Williams, T (4)
2000 (1) - Larry Allen, G (6)
2001 (2) - * Larry Allen, G (7)
Dexter Coakley, LB (2)
2002 (1) - La'Roi Glover, DT, (1)
2003 (5) - Flozell Adams, T (1)
Larry Allen, G (8)
Dexter Coakley, LB (3)
La'Roi Glover, DT (2)
Roy Williams, S (1)
2004 (5) - Flozell Adams, T (2)
Larry Allen, G (9)
La'Roi Glover, DT (3)
Roy Williams, S (2)
Jason Witten, TE (1)
2005 (4) - Larry Allen, G (10)
La'Roi Glover, DT (4)
Roy Williams, S (3)
Jason Witten, TE (2)
2006 (7) - Flozell Adams, T (3)
Andre Gurode, C (1)
Mat McBriar, P (1)
Tony Romo, QB (1)
DeMarcus Ware, LB (1)
Roy Williams, S (4)
Jason Witten, TE (3)
2007 (13) - Flozell Adams, T (4)
Marion Barber III, RB (1)
Leonard Davis, G (1)
Greg Ellis, LB (1)
Nick Folk, K (1)
Andre Gurode, C (2)
Ken Hamlin, S (1)
Terence Newman, CB (1)
Terrell Owens, WR (1)
Tony Romo, QB (2)
DeMarcus Ware, LB (2)
Roy Williams, S (5)
Jason Witten, TE (4)
2008 (6) - Flozell Adams, T (5)
* Leonard Davis, G (2)
Andre Gurode, C (3)
Jay Ratliff, NT (1)
DeMarcus Ware, LB (3)
Jason Witten, TE (5)

STAFF

ALL-TIME
HONORS

2017 SEASON

RECORDS

PLAYOFF
RECORDS

HISTORY

SIDELINES

Pro Bowl, cont.

2009 (9) -	Miles Austin, WR (1)
	Leonard Davis, G (3)
*	Andre Gurode, C (4)
	Mike Jenkins, CB (1)
	Terence Newman, CB (2)
	Jay Ratliff, NT (2)
	Tony Romo, QB (3)
	DeMarcus Ware, LB (4)
	Jason Witten, TE (6)
2010 (6) -	Miles Austin, WR (2)
	Andre Gurode, C (5)
	Mat McBriar, P (2)
	Jay Ratliff, NT (3)
	DeMarcus Ware, LB (5)
	Jason Witten, TE (7)
2011 (2) -	Jay Ratliff, NT (4)
	DeMarcus Ware, LB (6)
2012 (3) - *	DeMarcus Ware, LB (7)
	Anthony Spencer, LB (1)
	Jason Witten, TE (8)
2013 (5) -	Dez Bryant, WR (1)
	Jason Hatcher, DT (1)
	DeMarco Murray, RB (1)
	Tyron Smith, T (1)
	Jason Witten, TE (9)
2014 (8) - *	Dez Bryant, WR (2)
	Travis Frederick, C (1)
	Louis-Philippe Ladouceur, LS (1)
#	Zack Martin, G (1)
	DeMarco Murray, RB (2)
	Tony Romo, QB (4)
	Tyron Smith, T (2)
	Jason Witten, TE (10)
2015 (5) -	Dan Bailey, K (1)
	Travis Frederick, C (2)
	Sean Lee, LB (1)
	Zack Martin, G (2)
	Tyron Smith, T (3)
2016 (6) -	Dez, C (3)
#	Ezekiel Elliott, RB (1)
	Travis Frederick, C (3)
	Sean Lee, LB (2)
	Zack Martin, G (3)
#	Dak Prescott, QB (1)
	Tyron Smith, T (4)
2017 (5) -	Travis Frederick, C (4)
*	Zack Martin, G (4)
	DeMarcus Lawrence, DE (1)
*	Tyron Smith, T (5)
	Jason Witten, TE (11)

BOLD starter

* selected but did not play

rookie

@ most valuable player

a named outstanding lineman

b named outstanding back

% top vote getter

ALL-PRO

1962 (2) -	Don Perkins, RB (1, AP, NEA)
	Jerry Tubbs, LB (1, TSN)
1963 (1) -	Chuck Howley, LB (1, TSN)
1964 (3) -	Frank Clarke, TE (1, AP)
	Bob Lilly, DT (1, AP, UPI, NEA)
	Jim Riddle, DB (1, TSN)
1965 (3) - #	Bob Hayes, WR (1, TSN)
	Bob Lilly, DT (2, AP, UPI, NEA, TSN)
	Mel Renfro, S (1, NEA, TSN)
1966 (7) -	Cornell Green, CB (1, AP, NEA, TSN)
	Bob Hayes, WR (2, AP, UPI, NEA, TSN)
	Chuck Howley, LB (2, AP, UPI, NEA)
	Lee Roy Jordan, LB (1, TSN)
	Bob Lilly, DT (3, AP, UPI, NEA, TSN)
	Ralph Neely, T (1, TSN)
	Dan Reeves, RB (1, TSN)
1967 (7) -	George Andrie, DE (1, TSN)
	Cornell Green, CB (2, AP, UPI, NEA, TSN)
	Bob Hayes, WR (3, TSN)

	Chuck Howley, LB (3, AP, TSN)
	Bob Lilly, DT (4, AP, UPI, NEA, TSN)
	Ralph Neely, T (2, AP, UPI, TSN)
	Mel Renfro, S (2, TSN)
1968 (5) -	Cornell Green, CB (3, NEA)
	Bob Hayes, WR (4, AP)
	Chuck Howley, LB (4, AP, NEA)
	Bob Lilly, DT (5, AP, UPI, NEA)
	Ralph Neely, T (3, AP, UPI, NEA)
1969 (7) -	Cornell Green, CB (4, UPI)
#	Calvin Hill, RB (1, AP, UPI)
	Chuck Howley, LB (5, AP, UPI, NEA)
	Bob Lilly, DT (6, AP, NEA)
	Ralph Neely, T (4, AP, UPI, NEA)
	John Niland, G (1, AP)
	Mel Renfro, S (3, NEA)
1970 (1) -	Chuck Howley, LB (6, AP, PFWA)
1971 (4) -	Bob Lilly, DT (7, AP, PFWA, NEA)
	John Niland, G (2, AP, PFWA)
	Mel Renfro, S (4, AP, NEA)
	Rayfield Wright, T (1, AP, PFWA)
1972 (3) -	John Niland, G (3, AP)
	Blaine Nye, CB (1, NEA)
	Rayfield Wright, T (2, AP, UPI, PFWA, NEA)
1973 (4) -	Calvin Hill, RB (2, PFWA)
	Lee Roy Jordan, LB (2, NEA, PFWA)
	Mel Renfro, CB (5, NEA, PFW, PFWA)
	Rayfield Wright, T (3, AP, PFWA)
1974 (1) -	Drew Pearson, WR (1, AP, PFWA)
1975 (2) -	Cliff Harris, S (1, NEA)
	Rayfield Wright, T (4, NEA)
1976 (2) -	Cliff Harris, S (2, AP, PFWA, NEA)
	Drew Pearson, WR (2, AP, PFWA)
1977 (5) -	Cliff Harris, S (3, AP, PFWA, NEA)
	Efren Herrera, K (1, AP, PFWA, NEA)
	Harvey Martin, DE (1, AP, PFWA, NEA)
	Drew Pearson, WR (3, AP, PFWA, NEA)
	Charlie Waters, S (1, PFWA)
1978 (3) -	Cliff Harris, S (4, AP, PFWA)
	Charlie Waters, S (2, PFWA, NEA)
	Randy White, DT (1, AP, PFWA, NEA)
1979 (1) -	Randy White, DT (2, AP, PFWA, NEA)
1980 (2) -	Herb Scott, G (1, AP, NEA)
	Randy White, DT (3, PFWA, NEA)
1981 (5) -	Tony Dorsett, RB (1, AP, PFWA, NEA)
	Ed Jones, DE (1, NEA)
	Herb Scott, G (2, AP)
	Rafael Septien, K (1, AP, PFWA)
	Randy White, DT (4, AP, PFWA, NEA)
1982 (3) -	Ed Jones, DE (2, AP)
	Everson Walls, CB (1, PFWA)
	Randy White, DT (5, AP, PFWA, NEA)
1983 (2) -	Everson Walls, CB (2, AP)
	Randy White, DT (6, AP, PFWA)
1984 (2) -	Michael Downs, S (PFWA)
	Randy White, DT (7, AP, PFWA, NEA)
1985 (2) -	Everson Walls, CB (3, PFWA)
	Randy White, DT (8, AP, NEA)
1989 (1) -	Eugene Lockhart, LB (1, TSN)
1991 (2) -	Michael Irvin, WR (1, AP, PFWA, NEA, TSN)
	Jay Novacek, TE (1, CPFN)
1992 (4) -	Kelvin Martin, PR (1, PFW, PFWA)
	Jay Novacek, TE (2, AP, PFW, PFWA, CPFN)
	Ermitt Smith, RB (1, AP, PFW, PFWA, NEA, TSN, CPFN, FD)
	Mark Stepnoski, C (1, NEA)
1993 (3) -	Troy Aikman, QB (1, TSN)
	Ermitt Smith, RB (2, AP, PFWA, PFW, TSN, CPFN, FD)
	Erik Williams, T (1, AP, PFWA, PFW, TSN, CPFN, FD)
1994 (4) -	Charles Haley, DE (1, AP, PFWA, PFW, TSN, CPFN, FD)
	Nate Newton, G (1, AP, PFWA, PFW, CPFN, FD)
	Ermitt Smith, RB (3, AP, PFWA, PFW, TSN, CPFN, FD)
	Darren Woodson, S (1, AP, PFWA, PFW, TSN, CPFN, FD)

1995 (6) -	Larry Allen, G (1, TSN, CPFN, FD) Nate Newton, G (2, AP, PFWA, PFW, TSN, FD) Deion Sanders, CB (1, TSN) Emmitt Smith, RB (4, AP, PFWA, PFW, TSN, CPFN, FD) Erik Williams, T (2, TSN) Darren Woodson, S (2, AP, PFWA, PFW, TSN, CPFN, FD)
1996 (5) -	Larry Allen, G (2, AP, PFWA, PFW, TSN, CPFN, FD) Deion Sanders, CB (2, AP, PFWA, PFW, TSN) Jim Schwartz, ST (1, PFWA, PFW) Erik Williams, T (3, AP) Darren Woodson, S (3, AP, PFWA, PFW, TSN, CPFN, FD)
1997 (3) -	Larry Allen, G (3, AP, PFWA, PFW, TSN, CPFN, FD) Richie Cunningham, K (1, AP, TSN) Deion Sanders, CB (3, AP, PFWA, PFW, TSN)
1998 (3) -	Larry Allen, T (4, AP, PFW, TSN) Deion Sanders, CB (3, AP, PFW, TSN, FD) KR (1, PFW) Darren Woodson, S (4, TSN)
1999 (2) -	Larry Allen, G (5, AP, PFW, TSN, PFN) Deion Sanders, CB (4, TSN) Larry Allen, G (6, AP, PFW, CPFN, TSN) Larry Allen, G (7, AP, PFW, FD, CPFN, TSN) La Roi Glover, DT (1, FW, CPFN, TSN) Roy Williams, S (1, AP, PFW, FD, TSN) Mat McBriar, P (1, AP) DeMarcus Ware, LB (1, AP) Flozell Adams, T (1, AP) Leonard Davis, G (1, AP) Andre Gurode, C (1, TSN) Terrell Owens, WR (1, AP, PFW, PFWA) DeMarcus Ware, LB (2, AP, PFW, PFWA, TSN) Jason Witten, TE (1, AP, PFW, PFWA, TSN) DeMarcus Ware, LB (3, AP, SI, TSN) Jason Witten, TE (2, PFW, PFWA) DeMarcus Ware, LB (4, AP, PFW, PFWA) Jay Ratliff, NT (1, AP) Mat McBriar, P (2, AP) DeMarcus Ware, LB (5, AP) Jason Witten (3, AP, PFW, PFWA, TSN) DeMarcus Ware (6, AP, PFW, PFWA, SI, TSN) DeMarcus Ware (7, AP, TSN) Jason Witten (4, AP, TSN, SI) Tyron Smith (1, AP, PFWA, SI) Dez Bryant (1, AP, MMQB, PFWA) Travis Frederick (1, PFWA, MMQB, TSN) # Zack Martin (1, AP) DeMarco Murray (1, AP, MMQB, PFWA, TSN) Tyron Smith (2, AP, TSN) Dan Bailey (1, AP) Travis Frederick (2, AP) Zack Martin (2, AP) Tyron Smith (3, AP) 2016 (5) - # Ezekiel Elliott (1, AP, TSN) Travis Frederick (3, AP, TSN) Sean Lee (1, AP) Zack Martin (3, AP) Tyron Smith (4, AP, TSN)

ALL-NFC

1970 (3) -	Chuck Howley, LB (AP, UPI) John Niland, G (UPI) Mel Renfro, CB (AP) 1971 (1) - Roger Staubach, QB (AP, PFW, TSN) 1972 (3) - Bob Lilly, DT (AP, UPI) John Niland, G (AP, UPI) Rayfield Wright, T (AP, UPI) 1973 (5) - Calvin Hill, RB (AP, UPI) Lee Roy Jordan, LB (AP, UPI) John Niland, G (AP, UPI) Mel Renfro, CB (AP, UPI) Rayfield Wright, T (AP, UPI)
------------	---

1974 (3) -	Cliff Harris, S (AP, UPI) Drew Pearson, WR (AP, UPI) Rayfield Wright, T (AP, UPI) 1976 (5) - Billy Joe DuPree, TE (AP, UPI) Cliff Harris, S (AP, UPI) Blaine Nye, G (AP) Drew Pearson, WR (AP, UPI) Roger Staubach, QB (AP, TSN) Cliff Harris, S (UPI) 1977 (5) - Efen Herrera, K (UPI) Harvey Martin, DE (UPI) Drew Pearson, WR (UPI) Roger Staubach, QB (PFW, TSN, UPI) 1978 (6) - Tony Dorsett, RB (UPI) Billy Joe DuPree, TE (UPI) Cliff Harris, S (UPI) Herb Scott, G (UPI) Roger Staubach, QB (PFW) Charlie Waters, S (UPI) Randy White, DT (UPI) Bob Breunig, LB (PFW) 1979 (6) - Pat Donovan, T (UPI, PFW, TSN) Cliff Harris, S (TSN) Herb Scott, G (UPI, TSN) Roger Staubach, QB (UPI, PFW, TSN) Randy White, DT (UPI, PFW) 1980 (4) - Bob Breunig, LB (UPI) Pat Donovan, T (UPI) Herb Scott, G (UPI) Randy White, DT (UPI, PFW, TSN) 1981 (5) - Tony Dorsett, RB (UPI) Herb Scott, G (UPI) Ed Jones, DE (UPI) Rafael Septien, K (UPI) Randy White, DT (UPI) Bob Breunig, LB (UPI) Pat Donovan, T (UPI) Tony Dorsett, RB (UPI) Everson Walls, CB (UPI) Randy White, DT (UPI) 1983 (4) - Bob Breunig, LB (UPI) Ed Jones, DE (UPI, PFW) Everson Walls, CB (PFW) Randy White, DT (UPI, PFW) 1984 (4) - Bill Bates, S (PFW) Michael Downs, S (UPI) Everson Walls, CB (UPI) Randy White, DT (UPI, FN) Doug Cosbie, TE (UPI) Michael Downs, S (UPI) Tony Hill, WR (FN) Everson Walls, CB (UPI, FN) Randy White, DT (UPI, FN) Randy White, DT (FN) 1986 (1) - Herschel Walker, RB (PFW) 1987 (1) - Herschel Walker, RB (UPI) 1988 (1) - Michael Irvin, WR (UPI, FN) 1991 (3) - Jay Novacek, TE (UPI, FN, PFW) Emmitt Smith, RB (UPI, FN, PFW) 1992 (4) - Nate Newton, G (UPI, FN) Jay Novacek, TE (UPI, FN) Emmitt Smith, RB (UPI, FN) Mark Stepnoski, C (UPI, FN) Troy Aikman, QB (FN) 1993 (5) - Ken Norton, LB (FN) Emmitt Smith, RB (UPI, FN) Mark Stepnoski, C (UPI, FN) Erik Williams, T (UPI, FN) Charles Haley, DE (UPI, FN) Leon Lett, DT (UPI, FN) Nate Newton, G (UPI, FN) Emmitt Smith, RB (UPI, FN) Mark Stepnoski, C (UPI, FN) Darren Woodson, S (UPI, FN) 1995 (5) - Larry Allen, G (FN) Nate Newton, G (UPI) Jay Novacek, TE (UPI) Emmitt Smith, RB (UPI, FN) Darren Woodson, S (UPI, FN)
------------	---

STAFF

ALL-TIME
HONORS

2017 SEASON

RECORDS

PLAYOFF
RECORDS

HISTORY

SIDELINES

All-NFC, cont.

1996 (4) -	Larry Allen, G (UPI, FN) Deion Sanders, CB (UPI, FN) Tony Tolbert, DE (UPI, FN) Darren Woodson, S (UPI, FN)
1997 (2) -	Larry Allen, G (PFW, PFWA, FN) Deion Sanders, CB (PFW, PFWA, FN)
1998 (2) -	Larry Allen, T (PFW, FN) Deion Sanders, CB (PFW, FN) KR (PFW, FN)
1999 (3) -	Larry Allen, G (PFW, FN) Deion Sanders, CB (PFW, FN) Erik Williams, T (FN)
2000 (1) -	Larry Allen, G (PFW, FN)
2001 (1) -	Larry Allen, G (PFW, FN)
2002 (1) -	La'Roi Glover, DT (PFW)
2003 (3) -	La'Roi Glover, DT (PFW) Dat Nguyen, LB (PFW) Roy Williams, S (PFW)
2004 (1) -	Jason Witten, TE (PFW)
2006 (2) -	DeMarcus Ware, LB (PFW, PFWA) Mat McBriar, P (PFW, PSFA)
2007 (5) -	Flozell Adams, T (PFW, PFWA) # Nick Folk, K (PFW, PFWA) Terrell Owens, WR (PFW, PFWA) DeMarcus Ware, LB (PFW, PFWA) Jason Witten, TE (PFW, PFWA)
2008 (3) -	Jay Ratliff, NT (PFW, PFWA) DeMarcus Ware, LB (PFW, PFWA) Jason Witten, TE (PFW, PFWA)
2014 (6) -	Dan Bailey, K (PFWA) Dez Bryant, WR (PFWA) Travis Frederick, C (PFWA) # Zack Martin, G (PFWA) DeMarco Murray, RB (PFWA) Tyron Smith, T (PFWA) Zack Martin, G (PFWA)
2015 (2) -	Tyron Smith, T (PFWA) Zack Martin, G (PFWA)
2016 (4) - #	Ezekiel Elliott, RB (PFWA) Travis Frederick, C (PFWA) Zack Martin, G (PFWA) Tyron Smith, T (PFWA)
2017 (2) -	DeMarcus Lawrence, DE (PFWA) Zack Martin, G (PFWA)

ALL-ROOKIE

1974 -	Efren Herrera, K (PFWA) Ed Jones, DE (PFWA)
1975 -	Burton Lawless, G (PFWA) Randy White, LB (PFWA) Tony Dorsett, RB (PFWA)
1977 -	Aaron Mitchell, CB (UPI)
1981 -	Everson Walls, CB (PFWA, UPI)
1983 -	Bill Bates, S (PFWA, UPI, PFW)
1984 -	Eugene Lockhart, LB (PFWA, UPI, PFW, FD)
1987 -	Roger Ruzek, K (UPI, PFW)
1988 -	Michael Irvin, WR (FD)
1989 -	Troy Aikman, QB (PFWA, UPI, PFW, CPFN) James Dixon, KR (UPI, PFW)
1990 -	Jimmie Jones, DT (PFWA, UPI, PFW) Emmitt Smith, RB (PFWA, UPI, FN, PFW, FD, CPFN)
1991 -	Larry Brown, CB (PFWA, PFW, FD, FN) Darrick Brownlow, LB (PFWA) Russell Maryland, DT (PFWA, CPFN, PFW)
1992 -	Robert Jones, LB (PFWA, PFW, CPFN, FN) Darren Woodson, ST (PFW, PFWA)
1993 -	Darrin Smith, LB (PFWA, CPFN, PFW, FN, FD) Kevin Williams, WR (FN)
1994 -	Larry Allen, T (PFWA, PFW, CPFN, FN) Chris Boniol, K (PFWA, PFW)
1997 -	Antonio Anderson, DT (PFW) Dexter Coakley, LB (PFW, FN)
1998 -	Flozell Adams, G (FD) Greg Ellis, DE (FN, FD)
1999 -	Ebenezer Ekuban, DE (PFW, FN) Dat Nguyen, ST (FD) Peppi Zellner, DE (CPFN)

2002 -	Antonio Bryant, WR (PFW) Derek Ross, CB (PFW) Roy Williams, S (PFW)
2003 -	Terence Newman, CB (PFW) Zuriel Smith, PR (PFW) Jason Witten, TE (PFW)
2004 -	Julius Jones, RB (PFW)
2005 -	Marcus Spears, DE (PFW)
2007 -	Nick Folk, K (PFW, PFWA)
2010 -	Dez Bryant, WR (PFW, PFWA, TSN)
2011 -	Dan Bailey, K (PFW, PFWA) DeMarco Murray, RB (PFW, PFWA) Tyron Smith, T (PFW, PFWA)
2013 -	Travis Frederick, C (PFW, PFWA)
2014 -	Zack Martin, G (PFWA)
2016 -	Ezekiel Elliott, RB (PFWA) Dak Prescott, QB (PFWA)
2017 -	Ryan Switzer, KR (PFWA)

OTHER HONORS

NFL COACH OF THE YEAR

1966 -	Tom Landry (AP)
1990 -	Jimmy Johnson (AP)
1991 -	Jimmy Johnson (FD)
2016 -	Jason Garrett (AP, PFWA, MMQB)

NFC COACH OF THE YEAR

1966 -	Tom Landry (UPI)
1975 -	Tom Landry (UPI)
1978 -	Tom Landry (FN)
1990 -	Jimmy Johnson (UPI, CPFN)

EXECUTIVE OF THE YEAR

1977 -	Tex Schramm (TSN)
2003 -	Jerry Jones (FD)
2009 -	Jerry Jones (SBJ)
2014 -	Jerry Jones (PFWA)

NFL PLAYER OF THE YEAR

1993 -	Emmitt Smith (AP, PFWA, TSN, PFW, FD)
--------	---------------------------------------

SPORTS FACILITY OF THE YEAR AWARD

2010 -	AT&T Stadium (SBJ)
--------	--------------------

BERT BELL AWARD

(presented by Maxwell Club to NFL Player of the Year)

1966 -	Don Meredith, QB
1971 -	Roger Staubach, QB
1993 -	Emmitt Smith, RB

NFC PLAYER OF THE YEAR

1971 -	Roger Staubach
1981 -	Tony Dorsett (UPI)
1993 -	Emmitt Smith (FN)

NFL OFFENSIVE PLAYER OF THE YEAR

1993 -	Emmitt Smith (UPI, PFW, CPFN)
2014 -	DeMarco Murray (AP, PFWA)

NFL DEFENSIVE PLAYER OF THE YEAR

1977 -	Harvey Martin (UPI, PFW)
1994 -	Charles Haley (FD)

NFC DEFENSIVE PLAYER OF THE YEAR

1994 -	Charles Haley (UPI)
--------	---------------------

NFC OFFENSIVE LINEMAN OF THE YEAR

1996 -	Larry Allen (NFLPA)
1997 -	Larry Allen (NFLPA)

NFC DEFENSIVE BACK OF THE YEAR

1997 -	Deion Sanders (NFLPA)
--------	-----------------------

NFC SPECIAL TEAMS PLAYER OF THE YEAR

1984 -	Bill Bates (USA Today, NFLPA)
--------	-------------------------------

NFC KICKER OF THE YEAR

1997 - Richie Cunningham (NFLPA)

NFL DEFENSIVE BACK OF THE YEAR

1982 - Everson Walls (NFL Alumni)

NFL DEFENSIVE LINEMAN OF THE YEAR

1982 - Randy White (NFL Alumni)

NFL OFFENSIVE LINEMAN OF THE YEAR

1994 - Nate Newton (NFL Alumni)

1997 - Larry Allen (NFL Alumni)

NFL QUARTERBACK OF THE YEAR

1993 - Troy Aikman (NFL Alumni)

NFL RUNNING BACK OF THE YEAR

1992 - Emmitt Smith (NFL Alumni)

1993 - Emmitt Smith (NFL Alumni)

1995 - Emmitt Smith (NFL Alumni)

NFL WIDE RECEIVER OF THE YEAR

1991 - Michael Irvin (NFL Alumni)

NFL TIGHT END OF THE YEAR

1993 - Jay Novacek (NFL Alumni)

2010 - Jason Witten (NFL Alumni)

NFL SPECIAL TEAMS PLAYER OF THE YEAR

1983 - # Bill Bates (NFL Alumni)

1984 - Bill Bates (NFL Alumni)

1996 - Jim Schwantz (NFL Alumni)

1998 - Deion Sanders (NFL Alumni)

GOLDEN TOE TROPHY (PFW) (top placekicker)

1981 - Rafael Septien

NFL ROOKIE OF THE YEAR

1977 - Tony Dorsett (NEA, PFWA, TSN)

2016 - Ezekiel Elliott (PFWA, MMQB, TSN)

- Dak Prescott (AP)

NFC ROOKIE OF THE YEAR

1977 - Tony Dorsett (UPI, TSN)

1992 - Robert Jones, (UPI)

NFL OFFENSIVE ROOKIE OF THE YEAR

1969 - Calvin Hill, RB (AP)

1970 - Duane Thomas, RB (FN, PFG)

1977 - Tony Dorsett, RB (AP, PFW, FD)

1990 - Emmitt Smith, RB (AP, PFW, FN)

2016 - Ezekiel Elliott (PFWA)

NFL MAN OF THE YEAR

1978 - Roger Staubach

1997 - Troy Aikman

2012 - Jason Witten (Walter Payton MOY)

FOOTBALL NEWS MAN OF THE YEAR

1981 - Tom Landry

BART STARR AWARD

2001 - Darren Woodson

2012 - Jason Witten

NFL COMEBACK PLAYER OF THE YEAR

2007 - Greg Ellis

NFL MOST IMPROVED PLAYER OF THE YEAR

2012 - Dez Bryant (PFW/PFWA)

NFL PLAYER OF THE WEEK

1993 - Michael Irvin, vs. S.F., 10/17 (PFWA)

Emmitt Smith, @ Phil., 10/31 (PFWA)

Emmitt Smith, @ N.Y. Gia., 1/2/94 (PFWA)

1994 - Jason Garrett, vs. G.B., 11/24 (PFHOF)

1995 - Emmitt Smith, @ N.Y. Gia., 9/4 (PFHOF)

Emmitt Smith, @ Minn., 9/17 (PFHOF)

1998 - Deion Sanders, @ N.Y. Gia., 9/21 (PFHOF)

1999 - Troy Aikman, @ Wash., 9/12 (PFHOF)

Dexter Coakley, vs. Mia. 11/25 (PFHOF)

NFC DEFENSIVE PLAYER OF THE WEEK

1984 - Randy White, vs. G.B., 9/23

Randy White, @ Phil., 12/2

1985 - Jim Jeffcoat, @ Wash., 11/10

Jim Jeffcoat, vs. N.Y. Gia., 12/15

1986 - Ed Jones, @ S.D., 11/16

1987 - Bill Bates, @ N.Y. Gia., 9/20

Ed Jones, vs. N.Y. Gia., 11/2

1988 - Ed Jones, vs. Atl., 9/25

1990 - Issiac Holt, @ T.B., 10/7

James Washington, vs. Pho., 12/16

1993 - Kevin Smith, @ N.Y. Jets, 12/18

1994 - Charles Haley, @ Pitt, 9/4

Darren Woodson, @ Phil., 12/4

Darrin Smith, @ N.O., 12/19

1995 - Charles Haley, vs. Den., 9/10

1996 - Leon Lett, @ Phil., 9/30

George Teague, vs. Minn., 12/28

1999 - Dexter Coakley, vs. Mia., 11/25

2003 - # Terence Newman, @ Wash, 12/14

2005 - Anthony Henry, vs. N.Y. Gia., 10/16

DeMarcus Ware, @ Car., 12/24

2007 - Anthony Henry, @ Chi., 9/23

2008 - DeMarcus Ware, vs. N.Y. Gia., 12/14

2009 - DeMarcus Ware, @ N.O., 12/19

Anthony Spencer, vs. Phi., 12/3/10

2010 - DeMarcus Ware, @ Hou, 9/16

Bryan McCann, @ N.Y. Gia., 11/14

Sean Lee, @ Ind., 12/5

2012 - Brandon Carr, vs. Pittsburgh, 12/16

2013 - Sean Lee, @ Philadelphia, 10/20

2015 - Sean Lee, @ Philadelphia, 9/20

2016 - David Irving, @ Green Bay, 10/16

NFC OFFENSIVE PLAYER OF THE WEEK

1985 - Tony Dorsett, vs. Pit., 10/13

Danny White, vs. StL., 11/28

1987 - Kelvin Edwards, vs. Phil., 10/11

Herschel Walker, vs. StL., 12/27

1988 - # Michael Irvin, @ Wash., 12/11

1991 - Emmitt Smith, @ Pho., 9/22

Troy Aikman, vs. N.Y. Gia., 9/29

Michael Irvin, vs. Atl., 12/22

1992 - Emmitt Smith, vs. Wash., 9/7

Michael Irvin, vs. Pho., 9/20

Emmitt Smith, @ Raid., 10/25

Erik Williams, vs. Phil., 11/1

Emmitt Smith, vs. Chi., 12/27

Troy Aikman, vs. Phil., 1/10/93

Troy Aikman, @ S.F., 1/17/93

1993 - Troy Aikman, vs. G.B., 10/3

Michael Irvin, vs. S.F., 10/17

Emmitt Smith, @ Phil., 10/31

Emmitt Smith, @ N.Y. Gia., 1/2/94

1994 - Troy Aikman, vs. Ariz., 10/9

Alvin Harper, @ Cin., 10/30

Jason Garrett, vs. G.B., 11/24

Troy Aikman, vs. G.B., 1/8/95

1995 - Emmitt Smith, @ N.Y. Gia., 9/4

Emmitt Smith, @ Minn., 9/17

Emmitt Smith, vs. G.B., 1/14/96

1996 - Troy Aikman, @ Mia., 10/27

1997 - Troy Aikman, @ Pitt., 8/31

1998 - Emmitt Smith, vs. N.Y. Gia., 11/8

1999 - Troy Aikman, @ Wash., 9/12

2001 - # Quincy Carter, vs. S.F., 12/30

2002 - Emmitt Smith, vs. Sea., 10/27

2005 - Drew Bledsoe, @ S.D., 9/11

Drew Bledsoe, vs. K.C., 12/11

2006 - Tony Romo, @ Ariz., 11/12

Tony Romo, vs. T.B., 11/23

2007 - Tony Romo, vs. N.Y. Gia., 9/9

Terrell Owens, vs. Wash., 11/18

Tony Romo, vs. G.B., 11/29

NFL PLAYER OF THE WEEK, cont.

2009	-	Miles Austin, @ K.C., 10/11
2011	-	Tony Romo, @ S.F., 9/18
2014	-	Tyron Smith, @ Sea, 10/12
	-	Dez Bryant, @ Phi, 12/14
2016	-	Ezekiel Elliott, @ Pit, 11/13

NFC SPECIAL TEAMS PLAYER OF THE WEEK

1993	-	# Kevin Williams, vs. N.Y. Gia., 11/7
	-	Eddie Murray, @ Minn., 12/12
1994	-	Bill Bates, vs. Phil., 10/16
	-	Kevin Williams, vs. Wash., 11/20
	-	Brock Marion, vs. G.B., 1/8/95
1995	-	John Jett, vs. G.B., 10/8
	-	Chris Boniol, vs. N.Y. Gia., 12/17
1996	-	Herschel Walker, vs. Atl., 10/20
	-	Chris Boniol, vs. G.B., 11/18
	-	Chris Boniol, vs. Minn., 12/28
1999	-	Toby Gowin, vs. Wash., 10/24
2001	-	Tim Seder, vs. Wash., 10/15
2002	-	# Billy Cundiff, @ StL., 9/29
2003	-	Billy Cundiff, @ N.Y. Gia., 9/15
	-	Billy Cundiff, vs. N.Y. Gia., 12/21
2006	-	# Sam Hurd, Car., 10/29
	-	Mat McBriar, vs. Ind., 11/19
2007	-	# Nick Folk, @ Buf., 10/8
2008	-	# Felix Jones, vs. Phi., 9/15
2009	-	Patrick Crayton, vs. Atl., 10/25
2010	-	# Bryan McCann, vs. Det., 11/21
2011	-	# Dan Bailey, vs. Was., 9/26
2012	-	Dwayne Harris, @ Philadelphia, 11/11
	-	Dan Bailey, vs. Cleveland, 11/18
2013	-	Dwayne Harris, vs. N.Y. Gia., 9/8
	-	Dwayne Harris, vs. Wash, 10/13
2015	-	Dan Bailey, @ Wash, 12/7
2017	-	Tyrone Crawford, @ Wash, 10/29

NFC PRIME TIME PLAYER OF THE WEEK

1998	-	Deion Sanders, @ N.Y. Gia., 9/21
------	---	----------------------------------

NFC OFFENSIVE PLAYER OF THE MONTH

1991	-	Emmitt Smith, RB, December
1992	-	Emmitt Smith, RB, November
	-	Emmitt Smith, RB, December
1993	-	Troy Aikman, QB, October
	-	Emmitt Smith, RB, December
1995	-	Emmitt Smith, RB, September
2006	-	Tony Romo, QB, November
2007	-	Tony Romo, QB, September
	-	Terrell Owens, WR, November
2009	-	Tony Romo, QB, November
2014	-	DeMarco Murray, RB, September
	-	DeMarco Murray, RB, October
	-	Tony Romo, QB, December

NFC DEFENSIVE PLAYER OF THE MONTH

2011	-	Sean Lee, LB, September
2013	-	Sean Lee, LB, October
2017	-	DeMarcus Lawrence, DE, September

NFC SPECIAL TEAMS PLAYER OF THE MONTH

1996	-	Chris Boniol, K, November
1997	-	Richie Cunningham, K, September
1999	-	Jason Tucker, KR, December

NFL OFFENSIVE ROOKIE OF THE MONTH

2004	-	Julius Jones, RB, November
2011	-	DeMarco Murray, RB, November
2016	-	Ezekiel Elliott, RB, October
	-	Dak Prescott, QB, November

NFL DEFENSIVE ROOKIE OF THE MONTH

1997	-	Dexter Coakley, LB, October
2005	-	DeMarcus Ware, LB, October

SUPER BOWL MOST VALUABLE PLAYER

SB V	-	Chuck Howley, LB
SB VI	-	Roger Staubach, QB

SB XII	-	Harvey Martin, DE
	-	Randy White, DT/LB
SB XXVII	-	Troy Aikman, QB
SB XXVIII	-	Emmitt Smith, RB
SB XXX	-	Larry Brown, CB

FEDEX GROUND PLAYER OF THE YEAR

2016	-	Ezekiel Elliott
------	---	-----------------

BUILT FORD TOUGH OFFENSIVE LINE OF THE YEAR

2016	-	T. Smith, R. Leary, T. Frederick, Z. Martin, D. Free
------	---	--

ED BLOCK COURAGE AWARD

(nominee from each NFL team for courage in battling injuries)

1984	-	James Jones, RB
1985	-	Howard Richards, OL
1986	-	Tony Dorsett, RB
1987	-	Brian Baldinger, OL
1988	-	Randy White, DT
1989	-	Ed Jones, DE
1990	-	Kelvin Martin, WR
1991	-	Ken Norton, LB
1992	-	Daryl Johnston, FB
1993	-	Bill Bates, S
1994	-	Mark Stepnoski, C
1995	-	Erik Williams, T
1996	-	Kevin Smith, CB
1997	-	Tony Tolbert, DE
1998	-	Darren Woodson, S
1999	-	Ernie Mills, WR
2000	-	Greg Ellis, DE
2001	-	Mike Lucky, TE
2002	-	Dat Nguyen, LB
2003	-	Jamar Martin, FB
2004	-	# Julius Jones, RB
2005	-	Dan Campbell, TE
2006	-	Flozell Adams, T
2007	-	Jay Ratliff, NT
2008	-	Keith Davis, S
2009	-	Kyle Kosier, G
	-	Coach Joe DeCamillis, Special Courage Award
2010	-	Sam Hurd, WR
2011	-	Tony Romo, QB
2012	-	Jason Witten, TE
2013	-	Barry Church, S
2014	-	Tyrone Crawford, DT
2015	-	Sean Lee, LB
2016	-	Terrell McClain, DT
2017	-	Jaylon Smith, LB

BOB LILLY AWARD (voted by Cowboys fans for sportsmanship, dedication, leadership and achievement)

1985	-	Randy White, DT
1986	-	Randy White, DT
1987	-	Danny White, QB
1988	-	Ed Jones, DE
1989	-	Ed Jones, DE
1990	-	Bill Bates, S
1991	-	Bill Bates, S
1992	-	Troy Aikman, QB
1993	-	Bill Bates, S
1994	-	Bill Bates, S
1995	-	Troy Aikman, QB
1996	-	Emmitt Smith, RB
1997	-	Troy Aikman, QB
1998	-	Troy Aikman, QB
1999	-	Emmitt Smith, RB
2001	-	Emmitt Smith, RB
2002	-	Emmitt Smith, RB
2003	-	Darren Woodson, S
2004	-	Jason Witten, TE
2005	-	Drew Bledsoe, QB
2006	-	Tony Romo, QB
2007	-	Tony Romo, QB
2008	-	Jason Witten, TE
2009	-	DeMarcus Ware, LB
2010	-	Dez Bryant, WR
2011	-	DeMarcus Ware, LB

2012	-	Jason Witten, TE
2013	-	Barry Church, S
2014	-	Jason Witten, TE
2015	-	Jason Witten, TE
2016	-	Jason Witten, TE
2017	-	Jason Witten, TE

SPORTSMAN OF THE YEAR

1994	-	Emmitt Smith (TSN)
------	---	--------------------

DASA PRO ATHLETE OF THE YEAR

1991	-	Michael Irvin, WR
	-	Emmitt Smith, RB
1993	-	Troy Aikman, QB
	-	Emmitt Smith, RB

DASA BIG "D" AWARD

1990	-	Jimmy Johnson
1991	-	Jerry Jones
1992	-	Emmitt Smith
2001	-	Troy Aikman
2004	-	Jerry Jones

DASA FIELD SCOVELL AWARD

1970	-	Dallas Cowboys
1971	-	Bob Lilly
1975	-	Roger Staubach
1977	-	Tom Landry
1980	-	Randy White
1981	-	Tony Dorsett
1992	-	Dallas Cowboys
1994	-	Troy Aikman
1995	-	Emmitt Smith
2001	-	Gil Brandt

DASA COACH OF THE YEAR

1995	-	Barry Switzer
2004	-	Bill Parcells

DASA LEGENDS AWARD

1993	-	Tom Landry
2001	-	Gene Stallings
2004	-	Herschel Walker

DASA GARY BRIDELL COURAGE AWARD

1994	-	Bill Bates
------	---	------------

DASA ROLE MODEL AWARD

1997	-	Daryl Johnston
1999	-	Darren Woodson
2002	-	Emmitt Smith

NFL MAN OF THE YEAR

(Dallas nominees, Club winner underlined when selected **BOLD** League winner)

1970	-	Bob Lilly, John Niland, Pettis Norman
1971	-	John Niland, Jethro Pugh, Roger Staubach
1972	-	John Niland, Jethro Pugh, Roger Staubach
1973	-	Calvin Hill, John Niland, Roger Staubach
1975	-	John Fitzgerald, Bill Gregory, Roger Staubach
1976	-	Ralph Neely, Roger Staubach, Mark Washington
1978	-	Roger Staubach
1980	-	Billy Joe DuPree, D.D. Lewis, <u>Drew Pearson</u>
1981	-	Billy Joe DuPree, D.D. Lewis, Robert Newhouse
1982	-	Bob Breunig, Tony Dorsett, Bill Joe DuPree
1983	-	Bob Breunig, Butch Johnson, Danny White
1984	-	Bob Breunig, <u>Doug Cosbie</u> , Howard Richards
1985	-	Bill Bates
1986	-	Jim Jeffcoat
1987	-	Jim Jeffcoat
1988	-	Herschel Walker
1989	-	Everson Walls
1990	-	Jim Jeffcoat
1991	-	Troy Aikman
1992	-	<u>Troy Aikman</u> , Jim Jeffcoat, James Washington
1993	-	<u>Troy Aikman</u> , Russell Maryland, James Washington
1994	-	Troy Aikman
1995	-	<u>Troy Aikman</u> , Daryl Johnston, Russell Maryland
1996	-	<u>Troy Aikman</u> , Bill Bates, Daryl Johnston
1997	-	Troy Aikman , Daryl Johnston, Emmitt Smith
1998	-	Richie Cunningham, <u>Daryl Johnston</u> , Emmitt Smith
1999	-	Emmitt Smith
2000	-	Ebenezer Ekuban, Chad Hennings, <u>Darren Woodson</u>
2001	-	<u>Ebenezer Ekuban</u> , Emmitt Smith, Darren Woodson
2002	-	Ebenezer Ekuban, Joey Galloway, Kelvin Garmon, <u>Emmitt Smith</u> , Darren Woodson
2003	-	Ebenezer Ekuban, Joey Galloway, Dat Nguyen, Roy Williams, <u>Darren Woodson</u>
2004	-	Keyshawn Johnson, Dat Nguyen, <u>Roy Williams</u>
2005	-	La'Roi Glover, <u>Keyshawn Johnson</u> , Roy Williams
2006	-	Terence Newman, DeMarcus Ware, <u>Roy Williams</u>
2007	-	DeMarcus Ware, Roy Williams, <u>Jason Witten</u>
2008	-	Bradie James, DeMarcus Ware, <u>Jason Witten</u>
2009	-	Bradie James, <u>DeMarcus Ware</u> , Jason Witten
2010	-	Terence Newman, DeMarcus Ware, <u>Jason Witten</u>
2011	-	<u>Bradie James</u> , DeMarcus Ware, Jason Witten
2012	-	Miles Austin, Brandon Carr, <u>Jason Witten</u>
2013	-	<u>Brandon Carr</u> , DeMarcus Ware, Jason Witten
2014	-	DeMarco Murray
2015	-	Brandon Carr
2016	-	Sean Lee
2017	-	Travis Frederick

AP - Associated Press; CPFN - College & Pro Football Newsweekly; DASA - Dallas All Sports Association; FD - Football Digest; FN - Football News; NEA - Newspaper Enterprise Association; PFG - Pro Football Guide; PFHOF - Pro Football Hall of Fame; PFW - Pro Football Weekly; PFWA - Pro Football Writers of America; SBJ - Sports Business Journal; TSN - The Sporting News; UPI - United Press International



Cowboys All-Time Draft By College

A	
Air Force.....	1
Akron.....	1
Alabama.....	11
Alabama-Birm.....	1
Alabama State.....	1
Albany State.....	3
Amherst.....	1
Appalachian State.....	1
Arizona.....	9
Arizona State.....	14
Arkansas.....	2
Auburn.....	7

B	
Ball State.....	3
Baylor.....	8
Bethune-Cookman.....	3
Bishop.....	1
Boise State.....	7
Boston College.....	10
Boston University.....	1
Bowling Green.....	1
Brigham Young.....	5
Buffalo.....	1

C	
California.....	8
Cal-Lutheran.....	1
Cal Poly SLO.....	2
Carson-Newman.....	1
Catawba.....	1
Central Michigan.....	2
Central Missouri St.....	1
Central State, Ohio.....	1
Central State.....	1
Central Washington St.....	1
Cincinnati.....	6
Clemson.....	8
Coffeyville, JC (Kansas).....	1
Colgate.....	1
Colorado.....	11
Colorado State.....	5
Connecticut.....	2

D	
Dade, JC.....	1
Dayton.....	2
Delaware.....	1
Delaware State.....	1
Duke.....	1

E	
East Carolina.....	5
East Texas State.....	1
Eastern Illinois.....	1
Eastern Michigan.....	2
Eastern Washington.....	1
Edward Waters College.....	1
Elizabeth City State.....	1
Emory & Henry.....	1
Emporia State.....	1
Evansville.....	1

F	
Findlay (Ohio).....	1
Florida.....	16
Florida A&M.....	3
Florida State.....	12
Fort Valley State.....	2
Fresno State.....	3

G	
Geneva, Pa.....	1
Georgia.....	10
Georgia Southern.....	1
Georgia Tech.....	6
Grambling.....	3
Gustavus Adolphus.....	1

H	
Hampton.....	1
Harvard.....	1
Hawaii.....	4
Henderson J.C.....	1
Holy Cross.....	1
Houston.....	7
Howard Payne.....	1
Humboldt State.....	1

I	
Idaho State.....	1
Illinois.....	5
Illinois Wesleyan.....	1
Indiana.....	6
Indiana (PA).....	1
Indiana State.....	1
Iowa.....	8
Iowa State.....	4

J	
Jackson State.....	1
James Madison.....	1
Johnson C. Smith.....	1

K	
Kansas.....	5
Kansas State.....	2
Kentucky.....	5
Kentucky State.....	1
Kilgore, JC.....	1

L	
Lane College.....	1
Langston.....	1
Lewis & Clark.....	1
Liberty.....	3
Livingston College.....	1
Livingston State.....	1
Long Beach State.....	2
Louisiana State.....	6
Louisiana Tech.....	1
Louisville.....	3

M	
Maine.....	2
Marquette.....	2
Maryland.....	7
McMurry.....	1
McNeese State.....	1
Memphis State.....	1
Miami, Fla.....	3
Miami, Ohio.....	1
Michigan.....	9
Michigan State.....	12
Mid. Tennessee St.....	2
Millersville State.....	14
Minnesota.....	3
Mississippi.....	5
Mississippi State.....	6
Mississippi Valley.....	1
Missouri.....	9
Missouri State.....	1
Montana.....	3

Montana State.....	1
Morehead State.....	1
Morgan State.....	1

N	
Navy.....	1
Nebraska.....	11
Nebraska-Omaha.....	1
Nevada-Las Vegas.....	2
Nevada-Reno.....	2
New Mexico.....	4
No College.....	1
Norfolk State.....	2
North Carolina.....	9
North Carolina A&T.....	2
North Carolina State.....	5
North Dakota.....	1
North Texas.....	1
Northeast Louisiana.....	1
Northern Arizona.....	2
Northern Colorado.....	1
Northern Illinois.....	2
Northern Michigan.....	4
Northwestern.....	3
NW Louisiana.....	1
NW Oklahoma.....	1
Notre Dame.....	10

O	
Ohio.....	1
Ohio State.....	12
Oklahoma.....	13
Oklahoma State.....	4
Oregon.....	9
Oregon State.....	7

P	
Pacific.....	5
Penn State.....	9
Pittsburgh.....	8
Pomona-Pitzer.....	1
Prairie View A&M.....	2
Purdue.....	5

R	
Rice.....	4
Rutgers.....	2

S	
Sacred Heart.....	1
Salem.....	1
San Diego State.....	4
San Francisco State.....	2
San Jose State.....	1
Santa Clara.....	1
Sonoma State.....	1
South Carolina.....	4
Southern.....	1
Southern California.....	14
Southern Illinois.....	2
Southern Methodist.....	2
Southern Mississippi.....	5
Stanford.....	8
Stephen F. Austin.....	1
Syracuse.....	3

T	
Tarleton State.....	1
Temple.....	2
Tennessee.....	17
Tennessee-Chat.....	2

Tennessee A&I.....	1
Tennessee State.....	2
Texas.....	11
Texas-El Paso.....	1
Texas A&M.....	6
Texas Christian.....	4
Texas Southern.....	3
Texas Tech.....	8
Texas Western.....	1
Trinity Valley CC.....	1
Troy.....	1
Tulsa.....	8

U	
UCLA.....	16
UC-Riverside.....	1
Utah.....	3
Utah State.....	1

V	
Virginia Military Institute.....	1
Vanderbilt.....	4
Villanova.....	1
Virginia.....	3
Virginia State.....	1
Virginia Tech.....	6
Virginia Union.....	2
VPI.....	1

W	
Wake Forest.....	2
Washington.....	12
Washington State.....	2
Weber State.....	3
West Texas A&M.....	3
West Virginia.....	5
West Virginia Tech.....	1
Western Illinois.....	2
Western Kentucky.....	1
William & Mary.....	2
Winston-Salem.....	1
Wisconsin.....	6
Wittenberg.....	1
Wyoming.....	6

Y	
Yale.....	3
Youngstown State.....	2

TOP SCHOOLS

Tennessee.....	17
Florida.....	16
UCLA.....	16
Arizona State.....	14
Southern California.....	14
Oklahoma.....	13
Florida State.....	12
Michigan State.....	12
Ohio State.....	12
Washington.....	12
Alabama.....	11
Colorado.....	11
Nebraska.....	11
Texas.....	11
Boston College.....	10
Georgia.....	10
Notre Dame.....	10

Cowboys All-Time Draft

1960

EXPANSION DRAFT			
Player	Pos.	College	
FROM BALTIMORE			
L.G. DUPRE	RB	Baylor	
RAY KROUSE	DE	Maryland	
DAVE SHERER	WR/P	Southern Methodist	
FROM CHICAGO			
DON HEALY	DT	Maryland	
JACK JOHNSON	RB	Miami, Fla.	
PETE JOHNSON	RB	V.M.I.	
FROM CLEVELAND			
LEROY BOLDEN	RB	Michigan State	
FRANK CLARKE	WR/TE	Colorado	
ED MODZELEWSKI	RB	Maryland	
FROM DETROIT			
CHARLES ANE	C	Southern California	
GENE CRONIN	LB	Pacific	
JIM DORAN	WR	Iowa State	
FROM GREEN BAY			
NATE BORDEN	DE	Indiana	
BILL BUTLER	S	Tenn. Chattanooga	
DON McHENNY	RB	Southern Methodist	
FROM L.A. RAMS			
TOM FRANCKHAUSER	CB	Purdue	
BOB FRY	T	Kentucky	
DUANE PUTNAM	G	Pacific	
FROM N.Y. GIANTS			
AL BARRY	G	Southern California	
MELWOOD "BUZ" GUY	G	Duke	
DON HEINRICH	QB	Washington	
FROM PHILADELPHIA			
DICK BIELSKI	TE	Maryland	
GERRY DeLUCCA	T	Mid. Tennessee St.	
BILL STRIEGEL	LB	Pacific	
FROM PITTSBURGH			
RAY FISHER	T/DT	Eastern Illinois	
BOBBY LUNA	RB	Alabama	
RAY MATHEWS	WR	Clemson	
FROM ST. LOUIS			
BOB CROSS	T	Kilgore J.C.	
ED HUSMANN	DT	Nebraska	
JACK PATERA	LB	Oregon	
FROM SAN FRANCISCO			
FRED DUGAN	WR	Dayton	
JOHN GONZAGA	DE	no college	
JERRY TUBBS	LB	Oklahoma	
FROM WASHINGTON			
TOM BRAATZ	LB	Marquette	
JOE NICELY	C	West Virginia	
DOYLE NIX	RB	Southern Methodist	

1961

(Drafted 2nd)			
Rd.	Player	Pos.	College Sel. #
1.	(A) No Choice – Traded along with sixth round choice to Washington for Eddie LeBaron.		
1.	(B) BOB LILLY	DT	Texas Christian 13
	Choice from Cleveland for first round pick in 1962.		
2.	E.J. HOLUB	LB	Texas Tech. 16
	(went to AFL)		
3.	STEW BARBER	G	Penn State 30
	(went to AFL)		
4.	SONNY DAVIS	WR	Baylor 44
	No Choice – Traded to San Francisco for Gene Babb.		
6.	No Choice – Traded, along with first round choice, to Washington for LeBaron.		
7.	ART GIMORE	HB	Oregon State 66
8.	DON TALBERT*	T	Texas 100
9.	GLYNN GREGORY	HB	Southern Methodist 114
10.	No Choice – Traded to Green Bay for Fred Cone.		
11.	NORRIS STEVENSON	HB	Missouri 142
12.	LOWNDES SHINGLER	QB	Clemson 156
13.	DON GOODMAN	HB	Florida 170
14.	BILL SHAW	G	Georgia Tech 184
	(went to AFL)		
15.	JULIUS VARNADO	T	San Francisco State 198
	(went to AFL)		

16.	JERRY STEFFEN	HB	Colorado	212
17.	EVERETT CLOUD	HB	Maryland	226
18.	RANDY WILLIAMS	HB	Indiana	240
19.	LYNN HOYEM*	C	Long Beach State	254
20.	JERRY MORGAN	QB	Iowa State	268

1962

(Drafted 4th)			
Rd.	Player	Pos.	College Sel. #
1.	No Choice – Traded to Cleveland for first round pick in 1961.		
2.	SONNY GIBBS*	QB	Texas Christian 18
3.	(A) No Choice – Traded to Chicago for Don Meredith.		
3.	(B) BOBBY PLUMMER	G	Texas Christian 39
	Choice from Cleveland for Duane Putnam.		
4.	No Choice – Traded to San Francisco for Bill Herchman.		
5.	No Choice – Traded to Los Angeles for Jimmy Harris.		
6.	(A) DONNIE DAVIS	TE	Southern University 74
6.	(B) GEORGE ANDRIE	DE	Marquette 82
	Choice and Allen Green from New York for Fred Dugan.		
7.	No Choice – Traded to Los Angeles for John Houser.		
8.	KEN TUREAUD	RB	Michigan 102
9.	No Choice – Traded to Baltimore for Don Perkins.		
10.	JOHN M. LONGMEYER	RB	Southern Illinois 130
11.	LARRY HUDAS	WR	Michigan State 144
12.	No Choice – Traded to Green Bay for Steve Mellinger.		
13.	ROBERT MOSES	TE	Texas 172
14.	HAROLD HAYS*	G	Southern Mississippi 186
15.	GUY REESE	T	Southern Methodist 200
16.	ROBERT JOHNSTON	T	Rice 214
17.	RAY JACOBS	DT	Howard Payne 228
	(went to AFL)		
18.	DAVE CLOUTIER*	RB	Maine 242
	(went to AFL)		
19.	PAUL HOLMES	T	Georgia 256
20.	AMOS BULLOCKS	RB	Southern Illinois 270

1963

(Drafted 6th)			
Rd.	Player	Pos.	College Sel. #
1.	LEE ROY JORDAN	LB	Alabama 6
2.	No Choice – Traded along with ninth round choice to Chicago for Chuck Howley.		
3.	JIM PRICE	LB	Auburn 34
4.	WHALEY HALL*	G	Mississippi 48
5.	No Choice – Traded to New York for Dick Nolan.		
6.	No Choice – Traded to Green Bay for John Sutor.		
7.	MARV CLOTHIER	G	Kansas 90
8.	No Choice – Traded to Green Bay for Lee Folkins.		
9.	No Choice – Traded along with second round choice to Chicago for Chuck Howley.		
10.	ROD SCHEYER	T	Washington 132
11.	RAY SCHOENKE	C	Southern Methodist 146
12.	BILL PERKINS	FB	Iowa 160
13.	PAUL WICKER*	T	Fresno State 174
14.	LOU CIOCI	LB	Boston College 188
15.	JERRY OVERTON	WR	Utah 202
16.	DENNIS GOLDEN	T	Holy Cross 216
17.	ERNEST PARKS*	G	McMurry 230
	(went to AFL)		
18.	BILL FRANK	T	Colorado 244
19.	JIM STIGER	RB	Washington 258
20.	TOMMY LUCAS	TE	Texas 272

1964

(Drafted 4th)			
Rd.	Player	Pos.	College Sel. #
1.	SCOTT APPLETON	DT	Texas 4
2.	MEL RENFRO	DB	Oregon 17
3.	No Choice – Traded to L.A. Rams for Bob Long and John Meyers.		
4.	PERRY LEE DUNN	DB	Mississippi 45
5.	No Choice – Traded to Green Bay for Gary Barnes		
6.	(A) BILLY LOTHRIEDGE	K-QB	Georgia Tech 73
6.	(B) JIM CURRY	WR	Cincinnati 82
	Choice from Cleveland for Andy Cvercko.		
6.	(C) JIMMY EVANS	WR	Texas Western 83
	Choice from Green Bay for Jerry Norton.		
7.	BOB HAYES*	WR	Florida A&M 88

8.	AL GEVERINK.....	RB.....	UCLA.....	101
9.	JAKE KUPP	QB.....	Washington.....	116
10.	ROGER STAUBACH*	G.....	Navy.....	129
11.	BOBBY CRENSHAW	G.....	Baylor.....	144
(went to AFL)				
12.	JOHNNY NORMAN	WR.....	NW Louisiana.....	157
13.	JERRY RHOME*	QB.....	Tulsa.....	172
14.	JIM WORDEN	LB.....	Wittenberg.....	185
15.	BILL VAN BURKLEO	WR.....	Tulsa.....	200
16.	PAUL CERCEL	C.....	Pittsburgh.....	213
17.	HARRY ABELL*	LB.....	Missouri.....	228
(went to AFL)				
18.	No Selection.....	Player chosen not eligible.		
19.	H.D. MURPHY	DB.....	Oregon.....	256
20.	JOHN HUGHES	LB.....	Southern Methodist.....	269

1965

(Drafted 6th)

Rd.	Player	Pos.	College	Sel. #
1.	CRAIG MORTON	QB.....	California.....	5
2.	MALCOLM WALKER	LB.....	Rice.....	19
3.	No Choice – Traded to Green Bay			
4.	(A) JIM SIDLE	FB.....	Auburn.....	47
4.	(B) BOB SVIHUS	T.....	Southern California.....	53
(went to AFL) Choice from Detroit for Sonny Gibbs.				
5.	ROGER PETTEE	LB.....	Florida.....	61
6.	SONNY UTZ	RB.....	VPI.....	75
7.	BRIG OWENS	DB.....	Cincinnati.....	89
8.	RUSSELL WAYT	LB.....	Rice.....	103
9.	JIM ZANIOS	FB.....	Texas Tech.....	117
10.	GAYLON MCCOLLOUGH	C.....	Alabama.....	131
11.	JETHRO PUGH	DT.....	Elizabeth City State.....	145
12.	ERNE KELLERMAN	QB.....	Miami, OH.....	159
13.	JACK SCHRAUB	TE.....	California.....	173
14.	GARRY PORTERFIELD	DE.....	Tulsa.....	187
15.	GENE FOSTER	RB.....	Arizona State.....	201
(went to AFL)				
16.	DOUG McDOUGAL	E.....	Oregon State.....	215
17.	MITCH JOHNSON	T.....	UCLA.....	229
18.	MARTIN AMSLER	DT.....	Evansville.....	243
19.	MERV RETTENMUND	HB.....	Ball State.....	257
20.	RON BARLOW*	T.....	Kansas State.....	271

1966

(Drafted 5th)

Rd.	Player	Pos.	College	Sel. #
1.	JOHN NILAND	G.....	Iowa.....	5
2.	WILLIE TOWNES*	DE.....	Tulsa.....	22
3.	No Choice – Traded to San Francisco for Leon Donohue.			
4.	No Choice – Traded to Baltimore for Ralph Neely.			
5.	(A) No Choice – Traded to San Francisco for J.D. Smith.			
5.	(B) WALT GARRISON	RB.....	Oklahoma State.....	79
Choice from Baltimore through Detroit for Amos Marsh.				
6.	BOB DUNLEVY	WR.....	West Virginia.....	86
7.	ART ROBINSON	TE.....	Florida A&M.....	100
8.	DON KUNIT	RB.....	Penn State.....	116
9.	DARRELL ELAM	FL.....	West Virginia Tech.....	130
10.	MASON MITCHELL	RB.....	Washington.....	146
11.	AUSTIN DENNEY*	TE.....	Tennessee.....	160
12.	(A) LES SHY	RB.....	Long Beach State.....	173
Choice from Pittsburgh for Lee Folkins.				
12.	(B) CRAIG BAYNHAM*	RB.....	Georgia Tech.....	176
13.	RONNIE LAMB	RB.....	South Carolina.....	190
14.	LEWIS TURNER	RB.....	Norfolk State.....	206
15.	MARK GARTUNG*	DT.....	Oregon State.....	220
16.	TOM PIGGEE	RB.....	San Francisco State.....	236
17.	GEORGE ALLEN	T.....	West Texas State.....	250
(went to AFL)				
18.	STEVE ORR	DT.....	Washington.....	266
19.	BYRON JOHNSON	T.....	Central Wash. St.....	280
20.	LOU HUDSON	FL.....	Minnesota.....	296

1967

(Drafted 23rd)

Rd.	Player	Pos.	College	Sel. #
1.	No Choice – Given along with second- and two fifth round choices, to Houston for Ralph Neely.			
2.	No Choice – Given along with first- and two fifth round choices to Houston for Ralph Neely.			
3.	PHIL CLARK	DB.....	Northwestern.....	76
4.	CURTIS MARKER	G.....	Northern Michigan.....	103

- (A) No Choice – Choice and Jim Steffen from Washington for Brig Owens, Mitch Johnson, and Jake Kupp; given along with first, second and fifth round choices to Houston for Ralph Neely.
- (B) No Choice – From Cleveland for Joe Bob Isebell; given along with first, second and fifth round choices to Houston for Ralph Neely.
- (C) No Choice – Traded to Green Bay for Henry Gremminger.
- SIMS STOKES**.....DB.....Northern Arizona.....157
- RAYFIELD WRIGHT**.....DE.....Fort Valley State.....182
- STEVE LAUB**.....QB.....Illinois Wesleyan.....208
- BYRON MORGAN**.....DB.....Findlay (Ohio).....234
- EUGENE BOWENS**.....RB.....Tennessee A&I.....260
- PAT RILEY**.....WR.....Kentucky.....285
- HAROLD DETERS**.....K.....North Carolina State.....312
- AL KERKIAN**.....DE.....Akron.....338
- TOM BOYD**.....G.....Tarleton State.....364
- LEAVIE DAVIS**.....DB.....Edward Waters Col.....390
- PAUL BROTHERS**.....HB.....Oregon State.....416
- GEORGE ADAMS**.....LB.....Morehead State.....442

1968

(Drafted Alternately 20th, 19th, 21st)

Rd.	Player	Pos.	College	Sel. #
1.	DENNIS HOMAN	FL.....	Alabama.....	20
2.	DAVID McDANIELS	WR.....	Mississippi Valley.....	45
3.	(A) No Choice – Traded to Minnesota for Lance Rentzel.			
3.	(B) ED HARMON	LB.....	Louisville.....	71
Choice from Chicago for Austin Denney and Mac Percival.				
4.	(A) No Choice – Traded to New Orleans for Larry Stephens.			
4.	(B) JOHN DOUGLAS	LB.....	Missouri.....	97
Choice from New York for Jim Colvin.				
5.	BLAINE NYE	G.....	Stanford.....	130
6.	D.D. LEWIS	LB.....	Mississippi State.....	159
7.	BOB TAUCHER	T.....	Nebraska.....	185
8.	FRANK BROWN	DE.....	Alabama State.....	211
9.	KEN KMIEC	DB.....	Illinois.....	241
10.	BEN OLISON	FL.....	Kansas.....	266
11.	RON SHOTTS	RB.....	Oklahoma.....	292
12.	WILSON WHITTY	LB.....	Boston University.....	321
13.	CARTER LORD	TE.....	Harvard.....	347
14.	RON WILLIAMS	DB.....	West Virginia.....	373
15.	TOMMY LUNCEFORD	P.....	Auburn.....	402
16.	LARRY COLE	DE.....	Hawaii.....	428
17.	GEORGE NORDGREN	RB.....	Houston.....	454

1969

(Drafted Alternately 24th, 23rd, 22nd)

Rd.	Player	Pos.	College	Sel. #
1.	CALVIN HILL	RB.....	Yale.....	24
2.	RICHMOND FLOWERS	WR.....	Tennessee.....	49
3.	(A) TOM STINCIC	LB.....	Michigan.....	68
3.	(B) HALVOR HAGEN	DE.....	Weber State.....	74
Choice from San Francisco for Harold Hayes.				
4.	No Choice – Traded to New Orleans for Dave Simmons.			
5.	(A) No Choice – Traded to Baltimore for Andy Stynchula.			
5.	(B) CHUCK KYLE	LB.....	Purdue.....	125
Choice from Los Angeles for Coy Bacon.				
6.	RICH SHAW	FL.....	Arizona State.....	152
7.	LARRY BALES	WR.....	Emory & Henry.....	180
8.	ELMER BENHARDT	LB.....	Missouri.....	205
9.	CLAXTON WELCH	RB.....	Oregon.....	230
10.	STUART GOTTLIB	G.....	Weber State.....	258
11.	CLARENCE WILLIAMS	DT.....	Prairie View A.M.....	283
12.	BOB BELDEN	QB.....	Notre Dame.....	308
13.	RENE MATISON	WR.....	New Mexico.....	336
14.	GERALD LUTRI	T.....	Northern Michigan.....	361
15.	BILL JUSTUS	DB.....	Tennessee.....	386
16.	FLOYD KERR	DB.....	Colorado State.....	414
17.	BILL BAILEY	DT.....	Lewis & Clark.....	439

1970

(Drafted 23rd)

Rd.	Player	Pos.	College	Sel. #
1.	DUANE THOMAS	RB.....	West Texas.....	23
2.	(A) BOB ASHER	T.....	Vanderbilt.....	27
Choice from Chicago for Craig Baynham and Phil Clark.				
2.	(B) MARGENE ADKINS	WR.....	Henderson J.C.....	49
3.	(A) CHARLIE WATERS	CB.....	Clemson.....	66
Choice from Houston through Cleveland for Jerry Rhome.				
3.	(B) STEVE KINER	LB.....	Tennessee.....	73
Choice from Cleveland for Jerry Rhome.				
3.	(C) DENTON FOX	S.....	Texas Tech.....	75

4.	JOHN FITZGERALD	T	Boston College	101
5.	No Choice – Traded to St. Louis for Bobby Joe Conrad.			
6.	PAT TOOMAY	DE	Vanderbilt	153
7.	DON ABBEY	LB	Penn State	179
8.	JERRY DOSSEY	G	Arkansas	205
9.	ZENON ANDRUSZYSHYN	K	UCLA	231
10.	PETE ATHAS	S	Dade J.C.	257
11.	IVAN SOUTHERLAND	DT	Clemson	283
12.	JOE WILLIAMS	RB	Wyoming	309
13.	MARK WASHINGTON	CB	Morgan State	335
14.	JULIAN MARTIN	WR	N. Carolina Central	361
15.	KEN DeLONG	TE	Tennessee	387
16.	SEABERN HILL	CB	Arizona State	411
17.	GLENN PATTERSON	C	Nebraska	438

1971

(Drafted 25th)				
Rd.	Player	Pos.	College	Sel. #
1.	TODY SMITH	DE	Southern California	25
2.	ISAAC THOMAS	CB	Bishop	51
3.	(A) SAM SCARBOR	RB	New Mexico	69
	Choice from St. Louis for John Wilbur.			
4.	(B) BILL GREGORY	DE	Wisconsin	77
3.	(A) JOE CARTER	TE	Grambling	80
	Choice from New Orleans for Willie Townes.			
4.	(B) BUDDY MITCHELL	T	Mississippi	103
5.	RON KADZIEL	LB	Stanford	129
6.	STEVE MAIER	WR	Northern Arizona	155
7.	BILL GRIFFIN	T-G	Catawba	181
8.	RON JESSIE	WR	Kansas	206
9.	HONOR JACKSON	WR	Pacific	233
10.	RODNEY WALLACE	DT	New Mexico	259
11.	ERNEST BONWELL	LB	Lane College	285
12.	STEVE GOEPEL	QB	Colgate	311
13.	JAMES FORD	RB	South Southern	337
14.	TYRONE COUEY	DB	Utah State	363
15.	BOB YOUNG	TE	Delaware	389
16.	JOHN BRENNAN	T	Boston College	415
17.	JOHN BOMER	C	Memphis State	440

1972

(Drafted 26th)				
Rd.	Player	Pos.	College	Sel. #
1.	BILL THOMAS	RB	Boston College	26
2.	(A) ROBERT NEWHOUSE	RB	Houston	35
	Choice from New England for Halvor Hagen and Honor Jackson.			
2.	(B) JOHN BABINECZ	LB	Villanova	39
	Choice from New Orleans for Margene Adkins.			
2.	(C) CHARLES MCKEE	WR	Arizona	52
3.	(A) MIKE KELLER	LB	Michigan	64
	Choice from New England for Halvor Hagen and Honor Jackson.			
3.	(B) MARV BATEMAN	P-K	Utah	78
4.	(A) TIM KEARNEY	LB	Northern Michigan	83
	Choice from New Orleans for Joe Williams.			
4.	(B) ROBERT WEST	WR	San Diego State	90
	Choice from New England for Steve Kiner.			
4.	(C) CHARLES ZAPIEC	LB	Penn State	93
	Choice from Detroit for Ron Jessie.			
4.	(D) No Choice – Traded to New Orleans for Don Talbert.			
5.	No Choice – Traded to San Diego for Tony Liscio.			
6.	CHARLES BOLDEN	DB	Iowa	156
7.	No Choice – Traded to Chicago for Lee Roy Caffey.			
8.	RALPH COLEMAN	LB	North Carolina A&T	208
9.	ROY BELL	RB	Oklahoma	234
10.	RICHARD AMMAN	DE	Florida State	260
11.	LONNIE LEONARD	T-G	North Carolina A&T	286
12.	JIMMY HARRIS	WR	Ohio State	312
13.	JEAN FUGETT	TE	Amherst	338
14.	ALAN THOMPSON	RB	Wisconsin	363
15.	CARLOS ALVAREZ	WR	Florida	390
16.	GORDON LONGMIRE	QB	Utah	416
17.	ALFONSO CAIN	DT	Bethune-Cookman	442

1973

(Drafted Alternately 20th, 22nd, 21st)				
Rd.	Player	Pos.	College	Sel. #
1.	BILLY JOE DuPREE	TE	Michigan State	20
2.	(A) GOLDEN RICHARDS	WR	Hawaii	46
	Choice from Green Bay for Ron Widby and Ike Thomas.			
2.	(B) No Choice – To Chicago as compensation for signing Jack Concannon.			

3.	(A) HARVEY MARTIN	DT	East Texas State	53
	Choice from Houston through New Orleans for Tom Stincic.			
3.	(B) No Choice – Traded to New England for Ron Sellers.			
4.	DRANE SCRIVENER	DB	Tulsa	98
5.	BRUCE WALTON	T	UCLA	126
6.	BOB LEYEN	G	Yale	151
7.	RODRIGO BARNES	LB	Rice	176
8.	DAN WERNER	QB	Michigan State	204
9.	MIKE WHITE	CB	Minnesota	229
10.	CARL JOHNSON	LB	Tennessee	254
11.	GERALD CASWELL	G	Colorado State	282
12.	JIM ARNESON	G	Arizona	307
13.	JOHN SMITH	WR	UCLA	332
14.	BOB THORNTON	G-C	North Carolina	360
15.	WALT BAISY	LB	Grambling	385
16.	JOHN CONLEY	TE	Hawaii	410
17.	LES STRAYHORN	RB	East Carolina	438

1974

(Drafted Alternately 22nd, 21st, 20th, 23rd)				
Rd.	Player	Pos.	College	Sel. #
1.	(A) ED JONES	DE	Tennessee State	1
	Choice from Houston for Toddy Smith and Billy Parks.			
1.	(B) CHARLES YOUNG	RB	North Carolina State	22
	No Choice – Choice and Ron Sellers to Miami for Otto Stowe.			
3.	(A) DANNY WHITE	QB	Arizona State	53
	Choice from Houston for Toddy Smith and Billy Parks.			
3.	(B) CALVIN PETERSON	LB	UCLA	72
4.	(A) KEN HUTCHERSON	LB	Livingston State	97
	Choice from Oakland for Gloster Richardson.			
4.	(B) ANDY ANDRADE	RB-DB	Northern Michigan	101
5.	JOHN KELSEY	T	Missouri	126
6.	JIM BRIGHT	DB	UCLA	151
7.	RAYMOND NESTER	LB	Michigan State	176
8.	MIKE HOLT	DB	Michigan State	205
9.	BILL DULIN	T	Johnson C. Smith	230
10.	DENNIS MORGAN	DB	Western Illinois	255
11.	HARVEY MCGEE	WR	Southern Mississippi	280
12.	KEITH BOBO	QB	Southern Methodist	309
13.	FRED LIMA	K	Colorado	334
14.	DOUG RICHARDS	DB	Brigham Young	359
15.	BRUCE CRAFT	DT	Geneva, Pa.	384
16.	GENE KILLIAN	T	Tennessee	413
17.	LAWRIE SKOLROOD	T	North Dakota	438

1975

(Drafted 18th)				
Rd.	Player	Pos.	College	Sel. #
1.	(A) RANDY WHITE	DE	Maryland	2
	Choice from N.Y. Giants for Craig Morton.			
1.	(B) THOMAS HENDERSON	LB	Langston	18
2.	BURTON LAWLESS	G	Florida	44
3.	BOB BREUMING	LB	Arizona State	70
4.	(A) PAT DONOVAN	DE	Stanford	90
	Choice from Houston for Mike Montgomery.			
4.	(B) RANDY HUGHES	DB	Oklahoma	96
5.	(A) KYLE DAVIS	C	Oklahoma	113
	Choice from Green Bay for Jack Concannon.			
5.	(B) No Choice – Traded to Cincinnati for Clint Longley.			
6.	ROLLY WOOLSEY	DB	Boise State	148
7.	MICHAEL HEGMAN	LB	Tennessee State	173
8.	MITCH HOOPES	P	Arizona	200
9.	ED JONES	DB	Rutgers	226
10.	DENNIS BOOKER	RB	Millersville State	252
11.	GREG KRPALEK	C	Oregon State	278
12.	CHUCK BLAND	DB	Cincinnati	304
13.	HERB SCOTT	G	Virginia Union	330
14.	SCOTT LAIDLAW	RB	Stanford	356
15.	WILLIE HAMILTON	RB	Arizona	382
16.	PETE CLARK	TE	Colorado State	407
17.	JIM TESTERMAN	TE	Dayton	434

1976

(Drafted 27th)				
Rd.	Player	Pos.	College	Sel. #
1.	AARON KYLE	DB	Wyoming	27
2.	(A) JIM JENSEN	RB	Hawaii	40
	Choice from N.Y. Giants for Craig Morton.			
2.	(B) JIM EIDSON	G	Mississippi State	55
3.	(A) DUKE FERGUSON	WR	San Diego State	73
	Choice from San Francisco for Bob Hayes.			

3. (B) JOHN SMITH.....	RB	Boise State	75
Choice from Denver for Otto Stowe.			
3. (C) BUTCH JOHNSON.....	WR	UC-Riverside	87
4. TOM RAFFERTY.....	G	Penn State	119
5. WALLY PESUIT.....	T	Kentucky	151
6. GREG MCGUIRE.....	T	Indiana	181
7. (A) GREG SCHAUM.....	DT	Michigan State	186
Choice from San Diego for Ken Hutcherson.			
7. (B) DAVID WILLIAMS.....	RB	Colorado	208
8. HENRY LAWS.....	DB	South Carolina	236
9. BEASLEY REECE.....	DE	North Texas	264
10. LEROY COOK.....	DE	Alabama	290
11. CORNELIUS GREEN.....	QB	Ohio State	317
12. CHARLES MCSHANE.....	LB	Cal Lutheran	346
13. MARK DRISCOLL.....	QB	Colorado State	374
14. LARRY MUSHINSKIE.....	TE	Nebraska	402
15. DALE CURRY.....	LB	UCLA	430
16. RICH COSTANZO.....	T	Nebraska	458
17. STAN WOODFILL.....	K	Oregon	486

1977

(Drafted Alternately 24th, 25th, 26th)			
Rd.	Player	Pos.	College
1.	TONY DORSETT.....	RB	Pittsburgh
Choice from Seattle for Cowboys first round choice and three second round choices.			
2.	GLENN CARANO.....	QB	Nevada-Las Vegas
Choice from Seattle for Duke Ferguson.			
3. (A) TONY HILL.....	WR	Stanford	62
Choice from Philadelphia for John Niland.			
3. (B) VAL BELCHER.....	G	Houston	81
4. GUY BROWN.....	LB	Houston	108
5. ANDY FREDERICK.....	OL	New Mexico	137
6. JIM COOPER.....	T	Temple	164
7. DAVID STALLS.....	DT	Northern Colorado	191
8. (A) AL CLEVELAND.....	DL	Pacific	208
Choice from San Diego for Mitch Hoopes.			
8. (B) FRED WILLIAMS.....	RB	Arizona State	221
9. MARK CANTRELL.....	C	North Carolina	248
10. STEVE DeBERG.....	QB	San Jose State	275
11. DON WARDLOW.....	TE	Washington	305
12. GREG PETERS.....	OL	California	332

1978

(Drafted 28th)			
Rd.	Player	Pos.	College
1.	LARRY BETHEA.....	DL	Michigan State
2.	TODD CHRISTENSEN.....	RB-TE	Brigham Young
3.	DAVID HUDGENS.....	OL	Oklahoma
4.	ALOIS BLACKWELL.....	RB	Houston
5.	RICH ROSEN.....	G	Syracuse
6.	HAROLD RANDOLPH.....	LB	East Carolina
7.	TOM RANDALL.....	DT	Iowa State
8.	HOMER BUTLER.....	WR	UCLA
9.	RUSS WILLIAMS.....	DB	Tennessee
10.	BARRY TOMASETTI.....	OL	Iowa
11.	DENNIS THURMAN.....	S	Southern California
12.	LEE WASHBURN.....	OL	Montana State

1979

(Drafted 27th)			
Rd.	Player	Pos.	College
1.	ROBERT SHAW.....	C	Tennessee
2.	AARON MITCHELL.....	CB	Nevada-Las Vegas
3.	DOUG COSSIE.....	TE	Santa Clara
Swapped choices with Seattle in Bill Gregory trade.			
4.	RALPH DeLOACH.....	DE	California
5.	AL BOG HUKILL.....	OL	North Carolina
Choice from Chicago for Golden Richards.			
5. (B) CURTIS ANDERSON.....	DE	Central State (OH)	128
Choice from Seattle for Erren Herrera.			
5. (C) RON SPRINGS.....	RB	Ohio State	136
6. (A) TIM LAVENDER.....	CB	Southern California	155
Choice from Seattle for Bill Gregory.			
6. (B) MIKE SALZANO.....	OL	North Carolina	160
Choice from Denver for Jim Jensen.			
6. (C) CHRIS DeFRANCE.....	WR	Arizona State	164
8.	GARY FITZPATRICK.....	LB	Youngstown
9.	BRUCE THORNTON.....	DT	Illinois
9.	GARRY COBB.....	LB	Southern California
10.	MIKE CALHOUN.....	DT	Notre Dame
No Choice - Traded to Detroit for Skip Butler.			
12.	QUENTIN LOWRY.....	LB	Youngstown

1980

(Drafted Alternately 23rd, 24th, 25th)			
Rd.	Player	Pos.	College
1.	No Choice - Traded along with second round choice to Baltimore for John Dutton.		
2.	No Choice - Traded along with first round choice to Baltimore for John Dutton.		
3. (A) BILL ROE.....	LB	Colorado	78
Choice from Chicago for Golden Richards.			
3. (B) JAMES JONES.....	RB	Mississippi State	81
4. KURT PETERSEN.....	DL	Missouri	107
5. GARY HOGEBROOM.....	QB	Central Michigan	135
6. TIMMY NEWSOME.....	RB	Winston-Salem State	165
7. LESTER BROWN.....	RB	Clemson	192
8. LARRY SAVAGE.....	LB	Michigan State	219
9. JACKIE FLOWERS.....	WR	Florida State	249
10. MATTHEW TEAGUE.....	DE	Prairie View A&M	276
11. GARY PADJEN.....	LB	Arizona State	303
12. NORM WELLS.....	DT	Northwestern	333

1981

(Drafted Alternately 25th and 26th)			
Rd.	Player	Pos.	College
1.	HOWARD RICHARDS.....	T	Missouri
2.	DOUG DONLEY.....	WR	Ohio State
3.	GLEN TITENSOR.....	DL	Brigham Young
4. (A) SCOTT PELLUER.....	LB	Washington State	92
Choice from San Francisco for Thomas Henderson.			
4. (B) DERRIE NELSON.....	LB	Nebraska	109
5.	DANNY SPRADLIN.....	LB	Tennessee
6.	VINCE SKILLINGS.....	DB	Ohio State
7. (A) RON FELLOWS.....	DB	Missouri	175
Choice from Tampa Bay for Dave Stalls.			
7. (B) KEN MILLER.....	DB	East Michigan	194
8.	PAUL PIUROWSKI.....	LB	Florida State
9.	MIKE WILSON.....	WR	Washington State
10.	PAT GRAHAM.....	DT	California
11.	TIM MORRISON.....	G	Georgia
12.	NATE LUNDY.....	WR	Indiana

1982

(Drafted 26th)			
Rd.	Player	Pos.	College
1.	ROB HILL.....	CB	Kentucky State
2.	JEFF ROHRER.....	LB	Yale
3.	JIM ELIOPULOS.....	LB	Wyoming
4. (A) BRIAN CARPENTER.....	CB	Michigan	102
Choice from Tampa Bay for Dave Stalls.			
4. (B) MONTY HUNTER.....	S	Salem College	110
5.	PHIL POZDERAC.....	T	Notre Dame
6. (A) KEN HAMMOND.....	G	Vanderbilt	144
Choice from Cleveland for Bruce Huther.			
6. (B) CHARLES DAUM.....	DL	Cal Poly-SLO	166
7.	BILL PURIFOY.....	DL	Tulsa
8. (A) GEORGE PEOPLES.....	RB	Auburn	217
Choice from Denver through Buffalo for Wade Manning.			
8. (B) DWIGHT SULLIVAN.....	RB	North Carolina State	222
9.	JOE GARY.....	DL	UCLA
10.	TODD ECKERSON.....	T	North Carolina State
11. (A) GEORGE THOMPSON.....	WR	Albany State	297
Choice from Tampa Bay for Aaron Mitchell.			
11. (B) MICHAEL WHITING.....	RB	Florida State	306
12.	RICH BURTNESSE.....	G	Montana

1983

(Drafted Alternately 23rd, 24th, 21st, 22nd)			
Rd.	Player	Pos.	College
1.	JIM JEFFCOAT.....	DE	Arizona State
2.	MIKE WALTER.....	LB	Oregon
3.	BRYAN CALDWELL.....	DE	Arizona State
4.	CHRIS FAULKNER.....	TE	Florida
5.	CHUCK McSWAIN.....	RB	Clemson
6.	REGGIE COLLIER.....	QB	Southern Mississippi
7.	CHRIS SCHULTZ.....	T	Arizona
8.	LAWRENCE RICKS.....	RB	Michigan
9.	AL GROSS.....	S	Arizona
10.	ERIC MORAN.....	T	Washington
11.	DAN TAYLOR.....	T	Idaho State
12.	LORENZO BOUIER.....	RB	Maine

1984

(Drafted Alternately 25th and 26th)

Rd.	Player	Pos.	College	Sel. #
1.	BILLY CANNON	LB	Texas A&M	25
2.	(A) VICTOR SCOTT	DB	Colorado	40
Choice from Houston thru Minnesota for Butch Johnson.				
2.	(B) No Choice - Traded to Houston for Mike Renfro.			
3.	FRED CORNWELL	TE	Southern California	81
4.	STEVE DEOSSIE	LB	Boston College	110
5.	(A) STEVE PELLUR	QB	Washington	113
Choice from Tampa Bay for Danny Spradlin.				
5.	(B) NORM GRANGER	RB	Iowa	137
6.	(A) EUGENE LOCKHART	LB	Houston	152
Choice from Chicago for Jay Saldi.				
6.	(B) JOE LEVELIS	G	Iowa	166
7.	ED MARTIN	LB	Indiana State	193
8.	MIKE REVELL	RB	Bethune-Cookman	222
9.	(A) JOHN HUNT	OL	Florida	232
Choice from Indianapolis for Raul Allegre.				
9.	(B) NEAL MAUNE	OL	Notre Dame	249
10.	BRIAN SALONEN	TE	Montana	278
11.	DOWE AUGHTMAN	DL	Auburn	304
12.	CARL LEWIS	WR	Houston	334

U.S.F.L. SUPPLEMENTAL DRAFT

(Drafted Alternately 25th and 26th)

Rd.	Player	Pos.	College	Sel. #
1.	TODD FOWLER	FB	Stephen F. Austin	25
From Houston Gamblers.				
2.	MALCOLM MOORE	WR	Southern California	54
From Los Angeles Express.				
3.	JEFF SPEK	TE	San Diego State	81
From New Jersey Generals.				

1985

(Drafted Alternately 17th, 16th, 20th, 19th, 18th)

Rd.	Player	Pos.	College	Sel. #
1.	KEVIN BROOKS	DE	Michigan	17
2.	JESSE PENN	LB	Virginia Tech	44
3.	CRAWFORD KER	G	Florida	76
4.	ROBERT LAVETTE	RB	Georgia Tech	103
5.	(A) HERSCHEL WALKER	RB	Georgia	114
Choice from Houston for Butch Johnson.				
5.	(B) MATT DARWIN	C/G	Texas A&M	119
Choice from Cleveland thru Buffalo for Rod Hill.				
6.	(A) KURT PLOEGER	DT	Gustavus Adolphus	144
Choice from Indianapolis for Steve Wright.				
6.	(B) MATT MORAN	C/G	Stanford	157
7.	(A) KARL POWE	WR	Alabama State	178
Choice from San Diego thru Kansas City for Lawrence Ricks.				
7.	(B) JIM HERRMANN	DE	Brigham Young	184
8.	LEON GONZALEZ	WR	Bethune-Cookman	216
9.	SCOTT STRASBURGER	LB	Nebraska	243
10.	JOE JONES	TE	Virginia Tech	270
11.	NEAL DELLOCONO	LB	UCLA	297
12.	KARL JORDAN	LB	Vanderbilt	324

1986

(Drafted Alternately 21st, 20th, 19th, 18th)

Rd.	Player	Pos.	College	Sel. #
1.	(A) MIKE SHERRARD	WR	UCLA	18
Choice from San Francisco for Cowboys first and fifth round choices.				
1.	(B) No Choice - Traded to San Francisco along with fifth round choice for San Francisco's first round choice.			
2.	DARRYL CLACK	RB	Arizona State	33
Traded to from Indianapolis for Gary Hogeboom.				
3.	MARK WALEN	DT	UCLA	74
4.	MAX ZENDEJAS	K	Arizona	100
No Choice - Traded to San Francisco along with first round choice for San Francisco's first round choice.				
6.	(A) THORNTON CHANDLER	TE	Alabama	140
Choice from Buffalo for Rod Hill.				
6.	(B) STAN GELBAUGH	QB	Maryland	150
Choice from Detroit for Angelo King.				
6.	(C) LLOYD YANCEY	G	Temple	158
7.	JOHNNY HOLLOWAY	DB	Kansas	185
8.	TOPPER CLEMONS	RB	Wake Forest	212
9.	JOHN IONATA	G	Florida State	242
10.	BRYAN CHESTER	G	Texas	269
11.	GARTH JAX	LB	Florida State	296

12. (A) CHRIS DULIBAN LB Texas 307
Choice from Buffalo for Rod Hill.
12. (B) TONY FLACK DB Georgia 322

1987

(Drafted Alternately 12th and 11th)

Rd.	Player	Pos.	College	Sel. #
1.	DANNY NOONAN	DT	Nebraska	12
2.	RON FRANCIS	CB	Baylor	39
3.	JEFF ZIMMERMAN	OL	Florida	68
4.	KELVIN MARTIN	WR	Boston College	95
5.	EVERETT GAY	WR	Texas	124
6.	JOE ONOSAI	OL	Hawaii	151
7.	KEVIN SWEENEY	OB	Fresno State	180
8.	KEVIN GOGAN	T	Washington	206
9.	ALVIN BLOUNT	RB	Maryland	235
10.	DALE JONES	LB	Tennessee	262
11.	JEFF WARD	K	Texas	291
12.	SCOTT ARMSTRONG	LB	Florida	318

1988

(Drafted Alternately 11th, 14th, 13th, 12th)

Rd.	Player	Pos.	College	Sel. #
1.	MICHAEL IRVIN	WR	Miami, Fla.	11
2.	KEN NORTON, JR.	LB	UCLA	41
3.	MARK HUTSON	G	Oklahoma	67
4.	DAVE WIDELL	T	Boston College	94
No Choice - Traded to Seattle for Ron Essink.				
5.	SCOTT SECULES	QB	Virginia	151
7.	OWEN HOOVEN	T	Oregon State	178
8.	MARK HIGGS	RB	Kentucky	205
9.	BRIAN BEDFORD	WR	California	232
10.	BILLY OWENS	DB	Pittsburgh	263
11.	CHAD HENNINGS	DE	Air Force	290
12.	BEN HUMMEL	LB	UCLA	317

1989

(Drafted 1st)

Rd.	Player	Pos.	College	Sel. #
1.	TROY AIKMAN	QB	UCLA	1
2.	(A) Steve Wisniewski	G	Penn State	29
Traded along with sixth round choice to L.A. Raiders for their second, third and fourth round choices.				
2.	(B) DARYL JOHNSTON	FB	Syracuse	39
Choice from L.A. Raiders along with third and fifth round choices for Cowboys second and sixth round choices.				
3.	(A) MARK STEPENSKI	OL	Pittsburgh	57
3.	(B) RHONDY WESTON	DE	Florida	68
Choice from L.A. Raiders along with second and fifth round choices for Cowboys second and sixth round choices.				
4.	TONY TOLBERT	DE	Texas-El Paso	85
5.	(A) KEITH JENNINGS	TE	Clemson	113
5.	(B) WILLIS CROCKETT	LB	Georgia Tech	119
Choice from L.A. Raiders along with second and third-round choices for Cowboys second and sixth round choices.				
5.	(C) JEFF ROTH	DT	Florida	125
Choice from Denver for Tony Dorsett.				
6.	No Choice - Traded to L.A. Raiders along with second round choice for Raiders second, third and fifth round choices.			
7.	KEVIN PETERSON	LB	Northwestern	168
8.	CHARVEZ FOGER	RB	Nevada-Reno	196
9.	TIM JACKSON	DB	Nebraska	224
10.	ROD CARTER	LB	Miami, Fla.	252
11.	RANDY SHANNON	LB	Miami, Fla.	280
12.	SCOTT ANKROM	WR	Texas Christian	308

1990

(Drafted 1st)

Rd.	Player	Pos.	College	Sel. #
1.	(A) No Choice - Used to select Steve Walsh in the 1989 supplemental draft.			
1.	(B) EMMITT SMITH	RB	Florida	17
Choice from Pittsburgh for first round choice obtained from Minnesota and third choice obtained from San Francisco.				
2.	ALEXANDER WRIGHT	WR	Auburn	26
3.	(A) No Choice - Traded to Minnesota in Herschel Walker deal.			
3.	(B) JIMMIE JONES	DT	Miami, Fla.	64
Choice from New England along with sixth and eighth round choices for third choice obtained from Denver, fifth round choice obtained from Miami and Cowboys seventh round choice.				

- No Choice – Traded to Denver along with Kevin Brooks for third round choice.
- (A) No Choice – Traded to Washington for Dean Hamel.
- (B) **STAN SMAGALA**.....CB..... Notre Dame..... 123
Choice from L.A. Raiders for sixth round choice obtained from Minnesota, eighth round choice obtained from New England, ninth round choice obtained from Seattle, 10th round choice obtained from Indianapolis and 11th round choice obtained from San Francisco.
- No Choice – Traded to San Diego along with sixth round choice obtained from New England and sixth round choice obtained from N.Y. Giants for San Diego's third choice in 1991.
- No Choice – Traded to New England along with third choice obtained from Denver and fifth round choice obtained from Miami for New England's third, sixth and eighth round choices.
- No Choice – Traded to Detroit for Paul Palmer.
- KENNETH GANT**.....CB..... Albany State..... 221
- No Choice – Traded to Minnesota in Herschel Walker deal.
- DAVE HARPER**.....LB..... Humboldt State..... 277
- No Choice – Used to select Mike Lowman in the 1989 supplemental draft.

1991

(Drafted Alternately 13th and 14th)

Rd.	Player	Pos.	College	Sel. #
1.	(A) RUSSELL MARYLANDDT.....	Miami, Fla.	1	
Choice from New England for first round choice obtained from Minnesota, second round choice, Ron Francis, David Howard and Eugene Lockhart.				
1.	(B) ALVIN HARPERWR.....	Tennessee	12	
1.	(C) DIXON EDWARDSLB.....	Michigan State	37	
Choice from Detroit for first round choice obtained from Washington.				
2.	(B) No Choice – To New England along with first round choice obtained from Minnesota, Ron Francis, David Howard and Eugene Lockhart for New England's first round choice.			
3.	(A) GODFREY MYLESLB.....	Florida	62	
Choice obtained from San Diego for 1990 draft choices.				
3.	(B) JAMES RICHARDSG.....	California	64	
Choice obtained from Detroit for first round choice obtained from Washington.				
3.	(C) No Choice – Traded to Minnesota in Herschel Walker deal.			
3.	(D) ERIK WILLIAMST.....	Central St. (OH)	70	
Choice obtained from New Orleans in Steve Walsh trade.				
4.	(A) CURVIN RICHARDSRB.....	Pittsburgh	97	
4.	(B) BILL MUSGRAVEQB.....	Oregon	106	
Choice obtained from Kansas City in Steve Pelluer trade.				
4.	(C) TONY HILLDE.....	Tenn.-Chattanooga	108	
Choice obtained from Detroit for first round choice obtained from Washington.				
4.	(D) KEVIN HARRISDE.....	Texas Southern	110	
Choice obtained from New England for first round pick obtained from Minnesota.				
5.	(A) No Choice – Traded to L.A. Raiders for John Gesek.			
5.	(B) DARRICK BROWNLOWLB.....	Illinois	132	
Choice from Washington for first round choice obtained from New England.				
6.	MIKE SULLIVANOL.....	Miami, Fla.	153	
7.	(A) LEON LETTDE.....	Emporia (KS) St.	173	
Choice from Denver for Dave Widell.				
7.	(B) No Choice – Traded to L.A. Raiders for Dale Hellestrae.			
No Choice – Traded to Phoenix for Rob Awalt.				
9.	DAMON MAYSWR.....	Missouri	235	
10.	SEAN LOVEG.....	Penn State	264	
11.	TONY BOLESRB.....	Michigan	291	
12.	LARRY BROWNCB.....	Texas Christian	320	

1992

(Drafted Alternately 24th, 23rd, 22nd, 21st)

Rd.	Player	Pos.	College	Sel. #
1.	(A) KEVIN SMITH.....	CB.....	Texas A&M.....	17
Choice from Atlanta along with fifth round choice for first and fourth round choices obtained from New England.				
1.	(B) ROBERT JONES.....	LB.....	East Carolina.....	24
2.	(A) JIMMY SMITH.....	WR.....	Jackson State.....	36
Choice from Cleveland along with fifth round choice for second round choice obtained from New Orleans, eighth round choice obtained from Denver and the Cowboys third, sixth and twelfth-round choices.				
2.	(B) DARREN WOODSON.....	S.....	Arizona State.....	37
Choice from New England along with first and fourth round choices for first and third choices obtained from Minnesota.				
2.	(C) No Choice – Traded to Atlanta along with eighth round choice for Tony Casillas			

- (A) **CLAYTON HOLMES**.....CB..... Carson-Newman..... 58
Choice from Washington along with second round choice for second and third choices obtained from Kansas City.
- (B) No Choice – Traded to Cleveland along with second round choice obtained from New Orleans, eighth round choice obtained from Denver and the Cowboys sixth and twelfth-round choices for second and fifth round choices.
- (C) **JAMES BROWN**.....T..... Virginia State..... 82
Choice from Detroit along with fourth and ninth round choices for second round choice obtained from Washington.
- (A) No Choice – Traded to L.A. Raiders for Steve Beuerlein.
- (B) **TOM MYSLINSKI**.....G..... Tennessee..... 109
Choice from Detroit along with third and ninth round choices for second round choice obtained from Washington.
- (A) **GREG BRIGGS**.....S..... Texas Southern..... 120
Choice from Atlanta along with first round choice for first and fourth round choices obtained from New England.
- (B) **ROD MILSTEAD**.....G..... Delaware State..... 121
Choice from Cleveland with second round choice for second round choice obtained from New Orleans, eighth round choice obtained from Denver and the Cowboys third, sixth, and twelfth-round choices.
- (C) No Choice – Traded to Houston along with second round choice in 1991 obtained from Minnesota for Alonzo Highsmith.
- (A) **FALLON WACASEY**.....TE..... Tulsa..... 149
Choice from New England for Jesse Solomon.
- (B) No Choice – Traded to Cleveland along with second round choice obtained from New Orleans, eighth round choice obtained from Denver and the Cowboys third and twelfth-round choices for second and fifth round choices.
- No Choice – Traded to L.A. Raiders for Garry Lewis.
- No Choice – Traded to Atlanta along with second round choice for Tony Casillas.
- (A) **NATE KIRTMAN**.....S..... Pomona-Pitzer..... 248
- (B) **CHRIS HALL**.....S..... East Carolina..... 250
Choice from Detroit along with third and fourth round choices for second round choice obtained from Washington.
- JOHN TERRY**.....G..... Livingstone College..... 275
- TIM DANIEL**.....WR..... Florida A&M..... 302
- (A) **DONALD HARRIS**.....S..... Texas Tech..... 317
Choice from New England for Rich Giewieciz.
- (B) No Choice – Traded to Cleveland along with second round choice obtained from New Orleans, the Cowboys third and sixth round choices and the eighth round choice obtained from Denver for second and fifth round choices.

1993

(Drafted 28th)

Rd.	Player	Pos.	College	Sel. #
1.	No Choice – Traded to Green Bay along with fourth round choice for two seconds, a fourth and an eighth round choice.			
2.	(A) KEVIN WILLIAMS	WR	Miami, Fla.	46
	Choice from Green Bay along with second, fourth and eighth round choices for first and fourth choices.			
2.	(B) DARRIN SMITH	LB	Miami, Fla.	54
	Choice from Green Bay along with second, fourth and eighth round choices for first and fourth round choices.			
2.	(C) No Choice – Traded to San Francisco along with third choice in 1994 for Charles Haley.			
3.	MIKE MIDDLETON	S	Indiana	84
4.	(A) DERRICK LASSIC	RB	Alabama	94
	Choice from Green Bay along with two second round choices and an eighth round choice for first and fourth round choices.			
4.	(B) RON STONE	T	Boston College	96
	Choice from L.A. Raiders for Alexander Wright.			
4.	(C) No Choice – Traded to Green Bay along with first round choice for two second, a fourth and eighth round choices.			
5.	No Choice – Traded to Pittsburgh for Thomas Everett.			
6.	BARRY MINTER	LB	Tulsa	168
7.	BROCK MARION	S	Nevada-Reno	196
8.	(A) DAVE THOMAS	CB	Tennessee	203
	Choice from Tampa Bay for Gary Lewis and an eighth round choice.			
8.	(B) REGGIE GIVENS	S	Penn State	213
	Choice from Green Bay along with two second round choices and a fourth round choice for first and fourth round choices.			
8.	(C) No Choice – Traded to Tampa Bay along with Gary Lewis for an eighth round choice.			

1994

(Drafted 28th)

Rd.	Player	Pos.	College	Sel. #
1.	(A) SHANTE CARVER.....	DE	Arizona State	23
Choice from San Francisco along with seventh round choice for Cowboys first and second round choices.				

- (B) No Choice – Traded to San Francisco along with second round choice for first and seventh round choice.
- (A) **LARRY ALLEN**.....OL.....Sonoma State..... 46
Compensatory choice
- (B) No Choice – Traded to San Francisco along with first round choice for first and seventh round choice.
- (A) No Choice – Traded to San Francisco along with second round choice in 1993 for Charles Haley.
- (B) **GEORGE HEGAMIN**.....T.....North Carolina State..... 102
Compensatory choice
- (A) **WILLIE JACKSON**.....WR.....Florida..... 109
Choice from Tampa Bay in Thomas Everett trade.
- (B) **DEWAYNE DOTSON**.....LB.....Mississippi..... 131
No Choice – Traded to L.A. Raiders along with seventh round choice obtained from San Francisco for Elvis Patterson and L.A. Raiders seventh round choice.
- (A) No Choice – Traded to L.A. Rams for Jim Price.
- (B) **DARREN STUDDILL**.....DB.....West Virginia..... 191
Choice from L.A. Rams for fourth round choice in 1995.
- (A) **TODD RICK MCINTOSH**.....DL.....Florida State..... 216
Choice from L.A. Raiders along with Elvis Patterson for Cowboys fifth round choice and seventh round choice obtained from San Francisco.
- (B) No Choice – Traded to New England for Hugh Millen.

1995

(Drafted Alternately 28th and 27th)

Rd.	Player	Pos.	College	Sel. #
1.	(A) No Choice – Traded to Tampa Bay for two second round choices.			
2.	(B) SHERMAN WILLIAMSRB.....Alabama..... 46 Choice from Atlanta along with fourth round choice for a second round choice obtained from Tampa Bay.			
2.	(B) KENDELL WATKINSTE.....Mississippi State..... 59			
2.	(C) SHANE HANNAHG.....Michigan State..... 63 Choice from Tampa Bay along with second round choice for first round choice.			
3.	CHARLIE WILLIAMSS.....Bowling Green..... 92			
4.	(A) ERIC BJORNSONTE.....Washington..... 110 Choice from Atlanta along with second round choice for a second round choice obtained from Tampa Bay.			
4.	(B) No Choice – Traded to St. Louis for 1994 sixth round choice.			
4.	(C) ALUNDIS BRICECB.....Mississippi..... 129 Compensatory choice			
4.	(D) LINC HARDENLB.....Oklahoma State..... 130 Compensatory choice			
5.	(A) No Choice – Used to select John Davis in the 1994 supplemental draft.			
5.	(B) EDWARD HERVEYWR.....Southern California..... 166 Compensatory choice			
5.	(C) DANA HOWARDLB.....Illinois..... 168 Compensatory choice			
6.	No Choice – Traded to Chicago along with Vinson Smith and Barry Minter for Kelly Blackwell, Markus Paul and John Roper.			
7.	OSCAR STURGISDE.....North Carolina..... 236			

1996

(Drafted 30th)

Rd.	Player	Pos.	College	Sel. #
1.	No Choice – Traded to Washington for a second and third choices.			
1.	(A) KAVIKA PITTMANDE.....McNeese State..... 37 Choice from Washington along with third choice for first round choice.			
2.	(B) RANDALL GODFREYLB.....Georgia..... 49 Choice from Miami for second round choice and fourth round choice obtained from N.Y. Giants as compensation for signing Ron Stone.			
2.	(C) No Choice – Traded to Miami along with fourth round choice obtained from N.Y. Giants as compensation for signing of Ron Stone for second round choice.			
3.	(A) CLAY SHIVERC.....Florida State..... 67 Choice from Washington along with second round choice for first round choice.			
3.	(B) No Choice – Used to select Darren Benson in the 1995 supplemental draft.			
3.	(C) STEFFRET WILLIAMSWR.....N.E. Louisiana..... 94 Compensatory choice			
3.	(D) MIKE ULUFALEDL.....Brigham Young..... 95 Compensatory choice			
4.	No Choice – Traded to Atlanta along with fifth round choice for Roger Harper.			
5.	(A) KENNETH MCDANIELG.....Norfolk State..... 157 Choice from Baltimore for fourth round choice in 1997.			

- (B) No Choice – Traded to Atlanta along with fourth round choice for Roger Harper.
- (C) **ALAN CAMPOS**.....LB.....Louisville..... 167
Compensatory choice
- (A) No Choice – Traded to Chicago for Jim Schwartz.
- (B) **WENDELL DAVIS**.....CB.....Oklahoma..... 207
Compensatory choice
- RYAN WOOD.....FB.....Arizona State..... 243

1997

(Drafted Alternately 25th, 24th, 23rd, 22nd)

Rd.	Player	Pos.	College	Sel. #
1.	(A) DAVID LA FLEURTE.....Louisiana State..... 22 Choice from Philadelphia for first round choice, fifth round choice and third choice in 1998.			
1.	(B) No Choice – Traded to Philadelphia along with fifth round choice and third choice in 1998 for first round choice.			
2.	No Choice – Traded to Detroit for third and fourth round choices.			
3.	(A) DEXTER COAKLEYLB.....Appalachian State..... 65 Choice from Detroit along with fourth round choice for second round choice.			
3.	(B) STEVE SCIFRESG/T.....Wyoming..... 83			
3.	(C) KENNY WHEATONCB.....Oregon..... 94 Compensatory Choice			
4.	(A) ANTONIO ANDERSONDT.....Syracuse..... 101 Choice from Detroit along with third for second round choice.			
4.	(B) No Choice – Traded to Baltimore for 1996 fifth round choice.			
4.	(C) MACEY BROOKSWR.....James Madison..... 127 Compensatory Choice			
4.	(D) NICKY SUALUAFB.....Ohio State..... 129 Compensatory Choice			
5.	No Choice – Traded to Philadelphia along with first round choice and third choice in 1998 for first round choice.			
6.	LEE VAUGHNCB.....Wyoming..... 187			
7.	OMAR STOUTMIRES.....Fresno State..... 224			

1998

(Drafted Alternately 8th, 7th, 9th)

Rd.	Player	Pos.	College	Sel. #
1.	GREG ELLISDE.....North Carolina..... 8			
2.	FLOZELL ADAMST.....Michigan State..... 38			
3.	No Choice – Traded to Philadelphia along with first round choice and fifth round choice in 1997 for first round choice in 1997.			
4.	MICHAEL MYERSDL.....Alabama..... 100			
5.	(A) DARREN HAMBRICKLB.....South Carolina..... 130			
5.	(B) OLIVER ROSSOL.....Iowa State..... 138 Choice from Seattle for sixth and seventh round choices in 1998.			
6.	(A) No Choice – Traded to Seattle along with seventh round choice for fifth round choice.			
6.	(B) IZELL REESES.....Alabama-Birmingham..... 188 Compensatory Choice			
7.	(A) No Choice – Traded to Seattle along with sixth round choice for fifth round choice.			
7.	(B) TARIK SMITHRB.....California..... 223 Compensatory Choice.			
7.	(C) ANTONIO FLEMINGG.....Georgia..... 227 Compensatory Choice			
7.	(D) ROD MONROETE.....Cincinnati..... 237 Compensatory Choice			

1999

(Drafted Alternately 22nd, 23rd, 24th)

Rd.	Player	Pos.	College	Sel. #
1.	(A) EBENEZER EKUBANDE.....North Carolina..... 20			
1.	(B) No Choice – Traded to Seattle along with fifth round choice obtained from Carolina as compensation for the signing of Patrick Jeffers for first round choice.			
2.	SOLOMON PAGET.....West Virginia..... 55			
3.	DAT NGUYENLB.....Texas A&M..... 85			
4.	(A) WANE MCGARITYWR.....Texas..... 118			
4.	(B) PEPPI ZELLNERDE.....Fort Valley State..... 132 Compensatory Choice			
5.	No Choice – Traded to Denver for past considerations.			
6.	MARTAY JENKINSWR.....Nebraska-Omaha..... 193			
7.	(A) MIKE LUCKYTE.....Arizona..... 229			
7.	(B) KELVIN GARMONOL.....Baylor..... 243 Compensatory Choice			

2000

(Drafted Alternately 19th, 18th,
17th, 16th, 15th, 14th, 13th)

Rd.	Player	Pos.	College	Sel. #
1.	No Choice – Traded to Seattle along with first round choice in 2001 for Joey Galloway.			
2.	DWAYNE GOODRICH	CB	Tennessee	49
3.	No Choice – Traded to Seattle for James McKnight.			
4.	KAREEM LARRIMORE	CB	West Texas A&M	109
5.	MICHAEL WILEY	RB	Ohio State	144
6.	MARIO EDWARDS	CB	Florida State	180
7.	ORANTES GRANT	LB	Georgia	219

2001

(Drafted Alternately 7th, 6th, 8th)

Rd.	Player	Pos.	College	Sel. #
1.	No Choice – Traded to Seattle along with first round choice in 2000 for Joey Galloway.			
2.	(A) No Choice – Traded to Indianapolis for second round and third draft choices.			
2.	(B) QUINCY CARTER	QB	Georgia	53
	Choice from New Orleans for third draft choice and third draft choice obtained from Indianapolis.			
2.	(C) TONY DIXON	S	Alabama	56
	Choice from Miami along with fourth round draft choice for second round draft choice obtained from Indianapolis.			
3.	(A) No Choice – Traded to New Orleans along with third draft choice obtained from Indianapolis for second round draft choice.			
3.	(B) WILLIE BLADE	DT	Mississippi State	93
	Compensatory Choice			
4.	(A) No Choice – Traded to Atlanta along with seventh round choice in 2002 for O.J. Santiago.			
4.	(B) MARKUS STEELE	LB	Southern California	122
	Choice from Miami along with second round choice for second round choice.			
5.	MATT LEHR	G	Virginia Tech	137
6.	DALERROY STEWART	DT	Southern Mississippi	171
7.	(A) COLSTON WEATHERTON	DE	Central Missouri St.	207
7.	(B) JOHN NIX	DT	Southern Mississippi	240
	Compensatory Choice			
7.	(C) CHAR-RON DORSEY	T	Florida State	242
	Compensatory Choice			

2002

(Drafted Alternately 6th, 5th, 7th)

Rd.	Player	Pos.	College	Sel. #
1.	(A) No Choice – Traded to Kansas City for first and third round choices in 2002 and sixth round choice in 2003.			
1.	(B) ROY WILLIAMS	S	Oklahoma	8
	Choice from Kansas City along with third round choice in 2002 and sixth round choice in 2003 for first round choice.			
2.	(A) ANDRE GURUDE	G	Colorado	37
2.	(B) ANTONIO BRYANT	WR	Pittsburgh	63
	Choice from Chicago along with fourth round choice for third, fourth and fifth round choices.			
3.	No Choice – Traded to Chicago along with fourth and fifth round choices for second and fourth round choices.			
3.	DEREK ROSS	CB	Ohio State	75
	Choice from Kansas City along with first round choice in 2002 and sixth round choice in 2003 for first round choice.			
4.	(A) No Choice – Traded to Chicago along with third and fifth round choices for second and fourth round choices.			
4.	(B) JAMAR MARTIN	FB	Ohio State	129
	Choice from Chicago along with second round choice for third, fourth and fifth round choices.			
5.	(A) No Choice – Traded to Chicago along with third and fourth round choices for second and fourth round choices.			
5.	(B) PETE HUNTER	CB	Virginia Union	168
	Choice from New England for seventh round choice in 2002 obtained from Miami and fifth round choice in 2003.			
6.	(A) TYSON WALTER	T	Ohio State	179
6.	(B) DeVEREN JOHNSON	WR	Sacred Heart	208
	Compensatory Choice			
6.	(C) BOB SLOWIKOWSKI	TE	Virginia Tech	211
	Compensatory Choice			
7.	No Choice – Traded to Atlanta along with fourth round choice in 2001 for O.J. Santiago.			

2003

(Drafted Alternately 5th and 6th)

Rd.	Player	Pos.	College	Sel. #
1.	TERENCE NEWMAN	CB	Kansas State	5
2.	AL JOHNSON	C	Wisconsin	38
3.	JASON WITTEN	TE	Tennessee	69
4.	BRADIE JAMES	LB	Louisiana State	103
5.	No Choice – Traded to New England along with seventh round choice in 2002 obtained from Miami for fifth round choice in 2002.			
6.	(A) B.J. TUCKER	CB	Wisconsin	178
6.	(B) ZURIEL SMITH	WR	Hampton	186
	Choice from Kansas City along with first- and third-round choices in 2002 for first round choice in 2002.			
7.	JUSTIN BATES	G	Colorado	219

2004

(Drafted Alternately 22nd, 21st, 20th, 25th, 24th, 23rd)

Rd.	Player	Pos.	College	Sel. #
1.	No Choice – Traded to Buffalo for second and fifth round choices in 2004 and first round choice in 2005.			
2.	(A) JULIUS JONES	RB	Notre Dame	43
	Choice from Buffalo along with fifth round choice and first round choice in 2005 for first round choice.			
2.	(B) JACOB ROGERS	T	Southern California	52
3.	STEPHEN PETERMAN	G	Louisiana State	83
4.	BRUCE THORNTON	CB	Georgia	121
5.	(A) SEAN RYAN	TE	Boston College	144
	Choice from Buffalo along with second round choice and first round choice in 2005 for first round choice.			
5.	(B) No Choice – Traded to New Orleans for sixth and seventh round choices.			
6.	No Choice – Traded to Green Bay for Terry Glenn			
7.	(A) NATHAN JONES	CB	Rutgers	205
	Choice from Oakland along with another seventh round choice for sixth round choice.			
7.	(B) PATRICK CRAYTON	WR	NW Oklahoma	216
	Choice from Tampa Bay along with Darian Barnes for seventh round choice.			
7.	(C) JACQUES REEVES	CB	Purdue	223
	Choice from Oakland along with another seventh round choice for a sixth round choice. Pick was originally traded by Dallas to Oakland for Kenyon Coleman.			

2005

(Drafted Alternately 11th, 10th, 9th, 8th, 12th)

Rd.	Player	Pos.	College	Sel. #
1.	(A) DeMARCUS WARE	DE	Troy	11
1.	(B) MARCUS SPEARS	DE	Louisiana State	20
	Choice from Buffalo along with second and fifth round choices in 2004 for first round choice in 2004.			
2.	KEVIN BURNETT	LB	Tennessee	42
3.	No Choice – Traded to Houston for Drew Henson			
4.	(A) MARION BARBER III	RB	Minnesota	109
4.	(B) CHRIS CANTY	DE	Virginia	132
	Choice from Philadelphia along with sixth round choice in 2006 or fifth round choice in 2005 and fourth round choice in 2006.			
5.	No Choice – Traded to Philadelphia along with fourth round choice in 2006 for fourth round choice in 2005 and sixth round choice in 2006.			
6.	(A) No Choice – Traded to Oakland along with seventh round choice in 2004 for Kenyon Coleman.			
6.	(B) JUSTIN BERIAULT	S	Ball State	208
	Compensatory Choice			
6.	(C) ROB PETITTI	T	Pittsburgh	209
	Compensatory Choice			
7.	JAY RATLIFF	DT	Auburn	224

2006

(Drafted alternately 18th, 17th, 16th, 19th)

Rd.	Player	Pos.	College	Sel. #
1.	BOBBY CARPENTER	LB	Ohio State	18
1.	(A) No Choice – Traded to N.Y. Jets for second, sixth and seventh round choices.			
2.	(B) ANTHONY FASANO	TE	Notre Dame	53
	Choice from N.Y. Jets along with sixth and seventh round choices for second round choice.			
3.	(A) No Choice – Traded to Jacksonville for third and fourth round choices.			
3.	(B) JASON HATCHER	DE	Grambling	92
	Choice from Jacksonville along with fourth round choice for third round choice.			

4. (A) No Choice – Traded to Philadelphia along with fifth round choice in 2005 for fourth round choice in 2005 and sixth round choice in 2006.
4. (B) **SKYLER GREEN**WR Louisiana State125
Choice from Jacksonville along with third round choice for third round choice.
5. (A) **PAT WATKINS**S Florida State138
Choice from N.Y. Jets for fifth and sixth round choices.
5. (B) No Choice – Traded to N.Y. Jets along with sixth round choice for fifth round choice.
6. (A) **MONTAVIOUS STANLEY**DT Louisville182
Choice from Philadelphia along with fourth round choice in 2005 for fifth round choice in 2005 and fourth round choice in 2006.
6. (B) No Choice – Traded to Kansas City for Scott Fujita.
7. (A) **PAT McQUISTAN**T Weber State211
Choice from N.Y. Jets along with second and sixth round choices for second round choice.
7. (B) **E.J. WHITLEY**G Texas Tech224

2007

(Drafted Alternately 22nd, 21st, 24th, 23rd)

Rd.	Player	Pos.	College	Sel. #
1.	(A) No Choice – Traded to Cleveland for second round choice and first round choice in 2008.			
1.	(B) ANTHONY SPENCERDE Purdue26 Choice from Philadelphia for second round choice from Cleveland and third and fifth round choices.			
2.	No Choice – Traded to Cleveland along with sixth round choice for third, fourth and sixth round choices.			
3.	(A) JAMES MARTENT Boston College67 Choice from Cleveland along with fourth and sixth round choices for second and sixth round choices.			
3.	(B) No Choice – Traded to Philadelphia along with second round choice from Cleveland and fifth for first round choice.			
4.	(A) ISAIAH STANBACKWR Washington103 Choice from Cleveland along with third and sixth round choices for second and sixth round choices.			
4.	(B) DOUG FREET Northern Illinois122 No Choice – Traded to Philadelphia along with second round choice from Cleveland and third for first round choice.			
6.	(A) NICK FOLKK Arizona178 Choice from Cleveland along with third and fourth round choices for second and sixth round choices.			
6.	(B) DEON ANDERSONFB Connecticut195 Choice reacquired from Cleveland for sixth round choice from N.Y. Jets in Pete Hunter trade and seventh round choice.			
7.	(A) COURTENY BROWNCB Cal Poly-SLO212 Choice from N.Y. Jets for Sean Ryan.			
7.	(B) No Choice – Traded to Cleveland along with sixth round choice for sixth round choice.			
7.	(C) ALAN BALLCB Illinois237 Choice from New Orleans for Scott Shanle.			

2008

(Drafted Alternately 28th, 30th, 29th)

Rd.	Player	Pos.	College	Sel. #
1.	(A) FELIX JONESRB Arkansas22 Choice from Cleveland along with second round choice in 2007 for first round choice in 2007.			
1.	(B) MIKE JENKINSCB South Florida25 Choice from Seattle for first, fifth and seventh round choices.			
2.	MARTELLUS BENNETTTE Texas A&M61			
3.	No Choice – Traded to Detroit for fourth round choice and fourth round choice in 2009.			
4.	(A) No Choice – Traded to Oakland for fourth and seventh round choices. Pick was originally traded by Miami to Dallas for Akin Ayo-dele and Anthony Fasano.			
4.	(B) No Choice – Traded to Cleveland for fourth and fifth round choices. Pick was originally obtained from Oakland.			
4.	(C) No Choice – Traded to Cleveland for third round choice in 2009. Pick was originally obtained from Detroit.			
4.	(D) TASHARD CHOICERB Georgia Tech122 Choice from Cleveland along with fifth round choice for fourth round choice.			
4.	(E) No Choice – Traded to Tennessee for Adam Jones.			
5.	(A) ORLANDO SCANDRICKCB Boise State143 Choice from Jacksonville for fifth and seventh round choices.			
6.	(A) ERIK WALDENLB Middle Tennessee St167 Choice from Miami along with sixth round choice in 2009 for Jason Ferguson and sixth round choice.			
6.	(B) No Choice – Traded to Miami for Jason Ferguson for sixth choice and sixth round choice in 2009.			

7. (A) No Choice – Traded to Jacksonville along with fifth round choice for fifth round choice.
7. (B) No Choice – Traded to Seattle along with first and fifth round choice for first round choice.

2009

(Drafted Alternately 20th, 19th, 18th, 17th)

Rd.	Player	Pos.	College	Sel. #
1.	No choice – traded to Detroit along with third and sixth round choice for Roy Williams and seventh round choice.			
2.	No choice – traded to Buffalo for third and fourth round choices.			
3.	(A) JASON WILLIAMSLB Western Illinois69 Choice from Cleveland for fourth round choice in 2008.			
3.	(B) ROBERT BREWSTERT Ball State75 Choice from Buffalo along with fourth round choice for second round choice.			
3.	(C) No choice – traded to Detroit along with first and sixth round choices for Roy Williams and seventh round choice.			
4.	(A) STEPHEN McGEEQB Texas A&M101 Choice from Detroit along with a fourth round choice in 2008 for third round choice in 2008.			
4.	(B) VICTOR BUTLERLB Oregon State110 Choice from Buffalo along with third round choice for second round choice.			
4.	(C) No choice – traded to Tampa Bay for fourth round choice and seventh round choice.			
4.	(D) BRANDON WILLIAMSLB Texas Tech120 Choice from Tampa Bay along with seventh round choice for fourth round choice.			
5.	(A) DeANGELO SMITHCB Cincinnati143 Choice from Atlanta for fifth round choice and seventh round choice.			
5.	(B) MICHAEL HAMLINS Clemson166 Choice from Tennessee for Adam Jones and fourth round choice in 2008.			
5.	(C) DAVID BUEHLERK Southern California172 Compensatory Choice			
6.	(A) No choice – traded to Detroit along with first and third round choice for Roy Williams and seventh round choice.			
6.	(B) STEPHEN HODGELB Texas Christian197 Choice from Miami along with sixth round choice in 2008 for Jason Ferguson along with sixth round choice in 2008.			
6.	(C) JOHN PHILLIPSTE Virginia208 Compensatory Choice			
7.	(A) MIKE MICKENSCB Cincinnati227			
7.	(B) MANUEL JOHNSONWR Oklahoma229 Choice from Tampa Bay along with fourth round choice for fourth round choice.			

2010

(Drafted 27th)

Rd.	Player	Pos.	College	Sel. #
1.	DEZ BRYANTWR Oklahoma State24 Choice from New England along with fourth round choice in 2010 for first and third round choice in 2010.			
2.	SEAN LEELB Penn State55 Choice from Philadelphia for second and fourth round choices.			
3.	No Choice – Traded to New England for first and fourth round choice in 2010 along with first round choice in 2010.			
4.	AKWASI OWUSU-ANSAHS Indiana (PA)126 Choice from San Diego along with sixth round choice for fourth round choice.			
5.	No Choice – Traded to Denver for Montreae Holland.			
6.	(A) SAM YOUNGT Notre Dame179 Choice from San Diego along with fourth round choice for fourth round choice.			
6.	(B) JAMAR WALLCB Texas Tech196			
7.	SEAN LISSEMOREDL William & Mary234			

2011

(Drafted Alternately 9th, 8th 7th)

Rd.	Player	Pos.	College	Sel. #
1.	TYRON SMITHT Southern California9			
2.	BRUCE CARTERLB North Carolina40			
3.	DeMARCO MURRAYRB Oklahoma71			
4.	DAVID ARKING Missouri State110			
5.	JOSH THOMASCB Buffalo143			
6.	DWAYNE HARRISWR East Carolina176			
7.	No Choice – Selected Josh Brent in the 2010 Supplemental Draft.			
7.	(A) SHAUN CHAPASFB Georgia220 Choice from San Diego for Patrick Crayton.			
7.	(B) BILL NAGYC Wisconsin252			

2012

(Drafted Alternately 14th, 13th 19th, 18th, 17th, 16th, 15th)			
Rd.	Player	Pos.	College Sel. #
1.	MORRIS CLAIBORNE.....	CB.....	Louisiana State.....6
Choice from St. Louis through Washington for first and second round choice.			
2.	No Choice – traded to St. Louis along with first round choice for first round choice.		
3.	TYRONE CRAWFORD.....	DE.....	Boise State.....81
4.	(A) KYLE WILBER.....	LB.....	Wake Forest.....113
4.	(B) MATT JOHNSON.....	S.....	Eastern Washington.....135
Compensatory Choice			
5.	DANNY COALE.....	WR.....	Virginia Tech.....152
6.	JAMES HANNA.....	TE.....	Oklahoma.....286
7.	CALEB MCSURDY.....	LB.....	Montana.....222

2013

(Drafted Alternately 18th, 17th)			
Rd.	Player	Pos.	College Sel. #
1.	(A) No Choice – Traded to San Francisco for first and third round choices in 2013.		
1.	(B) TRAVIS FREDERICK.....	C/G.....	Wisconsin.....31
Choice from San Francisco along with third round choice in 2013 for first round choice in 2013.			
2.	GAVIN ESCOBAR.....	TE.....	San Diego State.....47
3.	(A) TERRANCE WILLIAMS.....	WR.....	Baylor.....74
Choice from San Francisco along with first round choice in 2013 for first round choice in 2013.			
3.	(B) J.J. WILCOX.....	S.....	Georgia Southern.....80
4.	B.W. WEBB.....	CB.....	William & Mary.....114
5.	JOSEPH RANDLE.....	RB.....	Oklahoma State.....151
6.	DeVONTE HOLLOMAN.....	LB.....	South Carolina.....185
7.	No Choice – traded to Miami for Ryan Cook.		

2014

(Drafted Alternately 16th, 15th, 14th, 19th, 18th, 17th)			
Rd.	Player	Pos.	College Sel. #
1.	ZACK MARTIN.....	G.....	Notre Dame.....16
2.	DeMARCUS LAWRENCE.....	DE.....	Boise State.....34
Choice from Washington for second round third round choices in 2014.			
3.	No Choice – traded to Washington along with second round choice for second round choice.		
4.	ANTHONY HITCHENS.....	LB.....	Iowa.....119
5.	DEVIN STREET.....	WR.....	Pittsburgh.....146
Choice from Detroit for fifth and seventh round choices in 2014.			
7.	(A) BEN GARDNER.....	DE.....	Stanford.....231
7.	(B) WILL SMITH.....	LB.....	Texas Tech.....238
7.	(C) AHMAD DIXON.....	S.....	Baylor.....248
7.	(D) KEN BISHOP.....	NT.....	Northern Illinois.....251
7.	(E) TERRANCE MITCHELL.....	CB.....	Oregon.....254

2015

(Drafted Alternately 27th, 28th)			
Rd.	Player	Pos.	College Sel. #
1.	BYRON JONES.....	CB.....	Connecticut.....27
2.	RANDY GREGORY.....	DE.....	Nebraska.....60
3.	CHAZ GREEN.....	T.....	Florida.....91
4.	DAMIAN WILSON.....	LB.....	Minnesota.....127
5.	RYAN RUSSELL.....	DE.....	Purdue.....163
No Choice – Traded to Baltimore for Rolando McClain.			
7.	(A) MARK NZEOCHA.....	LB.....	Wyoming.....236
Choice from San Diego for Sean Lissimore.			
7.	(B) LAURENCE GIBSON.....	T.....	Virginia Tech.....243
Choice from Baltimore for Rolando McClain.			
7.	(C) GEOFF SWAIM.....	TE.....	Texas.....246
Choice from San Francisco for a sixth round choice in 2016.			

1989

PLAN B

PLAYERS SIGNED (5):

C Eric Coyle
(from Washington)
DB Ray Horton
(from Cincinnati)
TE Anthony Jones
(from San Diego)

LB Eric Naposki
(from New England)
RB Kevin Scott
(from San Diego)

PLAYERS LOST (6):

C Bob Brotzki
(by Atlanta)
TE Doug Cosbie
(by Denver)

2016

(Drafted Alternately 4th, 3rd)			
Rd.	Player	Pos.	College Sel. #
1.	EZEKIEL ELLIOTT.....	RB.....	Ohio State.....4
2.	JAYLON SMITH.....	LB.....	Notre Dame.....34
3.	MALIEK COLLINS.....	DT.....	Nebraska.....67
4.	(A) CHARLES TAPPER.....	DE.....	Oklahoma.....101
4.	(B) DAK PRESCOTT.....	QB.....	Mississippi State.....135
5.	No Choice – traded to Oakland for Brice Butler and sixth round choice in 2016.		
6.	(A) ANTHONY BROWN.....	CB.....	Purdue.....189
Choice from Oakland with Brice Butler.			
6.	(B) KAVON FRAZIER.....	S.....	Central Michigan.....212
6.	(C) DARIUS JACKSON.....	RB.....	Eastern Michigan.....216
6.	(D) RICO GATHERS.....	TE.....	Baylor.....217
7.	No Choice – Traded to Seattle for Christine Michael.		

2017

(Drafted 28th)			
Rd.	Player	Pos.	College Sel. #
1.	TACO CHARLTON.....	DE.....	Michigan.....28
2.	CHIDBO AWUZIE.....	CB.....	Colorado.....60
3.	JOURDAN LEWIS.....	CB.....	Michigan.....92
4.	RYAN SWITZER.....	WR.....	North Carolina.....133
5.	No Choice – traded to Buffalo for Matt Cassell and 2017 seventh round choice		
6.	(A) XAVIER WOODS.....	S.....	Louisiana Tech.....191
Choice from N.Y. Jets for fifth round choice in 2018			
6.	(B) No Choice – traded to New England for a sixth round choice in 2017 and a seventh round choice in 2017		
6.	(C) MARQUEZ WHITE.....	CB.....	Florida State.....216
Choice from New England for sixth round choice in 2017			
7.	(A) JOEY IVIE.....	DT.....	Florida.....228
7.	(B) NOAH BROWN.....	WR.....	Ohio State.....239
Choice from New England for sixth round choice in 2017			
7.	(C) JORDAN CARRELL.....	DT.....	Colorado.....246
Choice from Buffalo along with Matt Cassell for 2017 fifth round choice			

BOLD Indicates Made Active Roster

2018

(Drafted Alternately 19th, 18th, 17th, 16th)			
Rd.	Player	Pos.	College Sel. #
1.	LEIGHTON VANDER ESCH.....	LB.....	Boise State.....19
2.	CONNOR WILLIAMS.....	G.....	Texas.....50
3.	MICHAEL GALLUP.....	WR.....	Colorado State.....81
4.	DORANCE ARMSTRONG.....	DE.....	Kansas.....116
4.	DALTON SCHULTZ.....	TE.....	Stanford.....137
5.	(A) No Choice - traded to New England for sixth round pick in 2017 (Xavier Woods).		
5.	(B) MIKE WHITE.....	QB.....	Western Kentucky.....171
5.	(C) No Choice - traded to Oakland for fifth round pick in 2018 for Jamize Olawale and a sixth round pick in 2018.		
6.	(A) No Choice - traded to L.A. Rams for Tavon Austin.		
	Choice from Oakland for Jamize Olawale and a 2018 fifth round choice		
6.	(B) CHRIS COVINGTON.....	LB.....	Indiana.....137
6.	(C) CEDRICK WILSON.....	WR.....	Boise State.....208
7.	BO SCARBROUGH.....	RB.....	Alabama.....236

BOLD Indicates Made Active Roster

Cowboys and Free Agency

1990

PLAN B

PLAYERS SIGNED (16):

FB Tommie Agee
(from Kansas City)
T Louis Cheek
(from Miami)
LB Terrence Cooks
(from New England)

RB Mark Higgs
(by Philadelphia)
LB Garth Jax
(by Phoenix)
WR Mike Sherrard
(by San Francisco)
QB Kevin Sweeney
(by San Francisco)

DB Antonio Gibson
(from New Orleans)
WR Rod Harris
(from New Orleans)
OL Greg Johnson
(from Miami)
LB Walter Johnson
(from New Orleans)
RB Keith Jones
(from Cleveland)
WR Dennis McKinnon
(from Chicago)
TE Jay Novacek
(from Phoenix)
DE Lybrant Robinson
(from Washington)
G Tony Slaton
(from L.A. Rams)

LB Vinson Smith
(from Pittsburgh)
DE Anthony Spears
(from Houston)
S James Washington
(from L.A. Rams)
WR Mike Williams
(from Detroit)

PLAYERS LOST (4):
WR Cornell Burbage
(by Minnesota)
WR Bernard Ford
(by Houston)
RB Paul Palmer
(by Cincinnati)
C Bob White
(by New England)

1991

PLAN B

PLAYERS SIGNED (4):
DB Odie Harris
(from Tampa Bay)
TE Craig Hudson
(from Green Bay)
TE Alfredo Roberts
(from Kansas City)
OL Alan Veingard
(from Green Bay)

PLAYERS LOST (2):
G Crawford Ker
(by Denver)
FB Robert Perryman
(by Denver)

1992

PLAN B

PLAYERS SIGNED (4):
LB Bernard Clark
(from Cincinnati)
G/C Frank Cornish
(from San Diego)
K Brad Daluiso
(from Buffalo)
CB Brian Mitchell
(from Atlanta)

PLAYERS LOST (6):
TE Rob Awalt
(by Denver)
LB Darrick Brownlow
(by Buffalo)
LB Jack Del Rio
(by Minnesota)

CB Manny Hendrix
(by San Francisco)
S Stan Smagala
(by Pittsburgh)
K Ken Willis
(by Tampa Bay)

1993

PLAYERS SIGNED (0):

PLAYERS LOST (2):
QB Steve Bueverlein
(by Phoenix)
WR Kelvin Martin
(by Seattle)

1994

PLAYERS SIGNED (2):
G Derek Kennard
(from New Orleans)
QB Rodney Peete
(from Detroit)

PLAYERS LOST (8):
DT Tony Casillas
(by Kansas City)
G/C Frank Cornish
(by Minnesota)
G John Geseke
(by Washington)
G/T Kevin Gogan
(by L.A. Raiders)
DT Jimmie Jones
(by L.A. Rams)
QB Bernie Kosar
(by Miami)
K Eddie Murray
(by Philadelphia)
LB Ken Norton
(by San Francisco)

1995

PLAYERS SIGNED (3):
C Ray Donaldson
(from Seattle)
RB David Lang
(from St. Louis)
CB Deion Sanders
(from San Francisco)

PLAYERS LOST (11):
LB Darrick Brownlow
(by Washington)
G/C Frank Cornish
(by Jacksonville)
TE Scott Galbraith
(by Washington)
S Kenneth Gant
(by Tampa Bay)
WR Alvin Harper
(by Tampa Bay)
DE Jim Jeffcoat
(by Buffalo)
QB Rodney Peete
(by Philadelphia)
C Mark Stepnoski
(by Houston)
RB Blair Thomas
(by Atlanta)
LB Matt Vanderbeek
(by Washington)
S James Washington
(by Washington)

1996

PLAYERS SIGNED (2):
LB Fred Strickland
(from Green Bay)
CB Robert Bailey
(by Miami)

PLAYERS LOST (5):
CB Larry Brown
(by Oakland)
LB Dixon Edwards
(by Minnesota)
LB Robert Jones
(by St. Louis)
DT Russell Maryland
(by Oakland)
G/T Ron Stone*
(by N.Y. Giants)

1997

PLAYERS SIGNED (0):

PLAYERS LOST (6):
K Chris Boniol*
(by Philadelphia)
P John Jett
(by Detroit)
LB Godfrey Myles
(by Denver)
LB Jim Schwantz*
(by San Francisco)
LB Darrin Smith
(by Philadelphia)
S George Teague
(by Miami)

1998

PLAYERS SIGNED (1):
G Everett McIver
(from Miami)

PLAYERS LOST (3):
G/C John Flannery
(by St. Louis)
G/T George Hegamin
(by Philadelphia)
S Brock Marion
(by Miami)

1999

PLAYERS SIGNED (2):
WR Raghib Ismail
(from Carolina)
C Mark Stepnoski
(from Tennessee)

PLAYERS LOST (3):
WR Patrick Jeffers*
(by Carolina)
C Clay Shiver
(by Denver)
DT Artie Smith
(by Kansas City)

2000

PLAYERS SIGNED (4):
LB Joe Bowden
(from Tennessee)
TE Jackie Harris
(from Tennessee)
QB Paul Justin
(from St. Louis)
CB Ryan McNeil
(from Cleveland)

PLAYERS LOST (8):
TE Eric Bjornson
(by New England)
RB Robert Chancey*
(by San Diego)
QB Jason Garrett
(by N.Y. Giants)
LB Randall Godfrey
(by Tennessee)
P Toby Gowin*
(by New Orleans)
LB Lemanski Hall
(by Minnesota)
G/C Tom Myslinski
(by Pittsburgh)
DE Kavika Pittman
(by Denver)

2001

PLAYERS SIGNED (0):

PLAYERS LOST (3):
QB Randall Cunningham
(by Baltimore)
DT Leon Lett
(by Denver)
WR James McKnight
(by Miami)

2002

PLAYERS SIGNED (4):
DT La'Roi Glover
(from New Orleans)
LB Kevin Hardy
(from Jacksonville)
TE Jeff Robinson
(from St. Louis)
CB Bryant Westbrook
(Detroit)

PLAYERS LOST (1):
S Izell Reese
(by Denver)

2003

PLAYERS SIGNED (6):
FB Richie Anderson
(from N.Y. Jets)
TE Dan Campbell
(from N.Y. Giants)
P Toby Gowin
(from New Orleans)
CB Donald Mitchell
(from Tennessee)
LB Al Singleton
(from Tampa Bay)
T Ryan Young
(from Houston)

PLAYERS LOST (3):
LB Kevin Hardy
(by Cincinnati)
DT Brandon Noble
(by Washington)
DE Peppi Zeller
(by Washington)

2004

PLAYERS SIGNED (0):

PLAYERS LOST (2):
CB Mario Edwards
(by Tampa Bay)
DE Ebenezer Ekuban
(by Cleveland)

2005

PLAYERS SIGNED (4):
 DT Jason Ferguson
 (from N.Y. Jets)
 CB Anthony Henry
 (from Cleveland)
 G Marco Rivera
 (from Green Bay)
 RB Anthony Thomas
 (from Chicago)

LOST (0):

2006

PLAYERS SIGNED (6):
 LB Akin Ayodele
 (from Jacksonville)
 LB Rocky Boiman
 (from Tennessee)
 T Jason Fabini
 (from N.Y. Jets)
 TE Ryan Hannam
 (from Seattle)
 G Kyle Kosier
 (from Detroit)
 K Mike Vanderjagt
 (from Indianapolis)

PLAYERS LOST (3):

TE Dan Campbell
 (by Detroit)
 LB Scott Fujita
 (by New Orleans)
 T Torrin Tucker*
 (by Tampa Bay)

2007

PLAYERS SIGNED (2):
 T Leonard Davis
 (from Arizona)
 S Ken Hamlin
 (from Seattle)

PLAYERS LOST (3):

DE Kenyon Coleman
 (by N.Y. Jets)
 LB Ryan Fowler
 (by Tennessee)
 C Al Johnson
 (by Arizona)

2008

PLAYERS SIGNED (0):

PLAYERS LOST (4):

S Keith Davis
 (by Miami)
 RB Julius Jones
 (by Seattle)
 CB Nathan Jones
 (by Miami)
 CB Jacques Reeves
 (by Houston)

2009

PLAYERS SIGNED (3):
 LB Keith Brooking
 (from Atlanta)
 DE Igor Olshansky
 (from San Diego)
 S Gerald Sensabaugh
 (from Jacksonville)

PLAYERS LOST (6):

G Joe Beger
 (by Miami)
 LB Kevin Burnett
 (by San Diego)
 DE Chris Canty
 (by N.Y. Giants)
 S Keith Davis
 (by Oakland)
 NT Tank Johnson
 (by Cincinnati)
 LB Zach Thomas
 (by Kansas City)

2010

PLAYERS SIGNED (0):

PLAYERS LOST (2):

S Ken Hamlin
 (by Baltimore)
 G Cory Procter
 (by Miami)

2011

PLAYERS SIGNED (1):
 DE Kenyon Coleman
 (Cleveland)

PLAYERS LOST (2):

DE Stephen Bowen
 (by Washington)
 WR Sam Hurd
 (by Chicago)

2012

PLAYERS SIGNED (7):
 G Mackenzy Bernadeau
 (Carolina)
 CB Brandon Carr
 (Kansas City)
 LB Dan Connor
 (Carolina)
 G Nate Livings
 (Cincinnati)
 QB Kyle Orton
 (Kansas City)
 S Brodney Pool
 (N.Y. Jets)
 FB Lawrence Vickers
 (Houston)

PLAYERS LOST (6):

CB Alan Ball
 (Houston)
 TE Martellus Bennett
 (N.Y. Giants)
 S Abram Elam
 (Kansas City)
 FB Tony Fiammetta
 (New England)
 LB Bradie James
 (Houston)
 WR Laurent Robinson
 (Jacksonville)

2013

PLAYERS SIGNED (2):
 S Will Allen
 (Pittsburgh)
 LB Justin Durant
 (Detroit)

PLAYERS LOST (5):

LB Victor Butler
 (New Orleans)
 DE Kenyon Coleman
 (New Orleans)
 CB Mike Jenkins
 (Oakland)
 WR Kevin Ogletree
 (Tampa Bay)
 TE John Phillips
 (San Diego)

2014

PLAYERS SIGNED (2):

DT Henry Melton
 (Chicago)
 DE Jeremy Mincey
 (Denver)

PLAYERS LOST (3):

DT Jason Hatcher
 (Washington)
 S Danny McCray
 (Chicago)
 DE Jarius Wynn
 (Buffalo)

2015

PLAYERS SIGNED (4)

LB Jasper Brinkley
 (Minnesota)
 LB Andrew Gachkar
 (San Diego)
 DE Greg Hardy
 (Carolina)
 RB Darren McFadden
 (Oakland)

PLAYERS LOST (8)

LB Bruce Carter
 (Tampa Bay)
 LB Justin Durant
 (Atlanta)
 WR Dwyane Harris
 (N.Y. Giants)
 DT Henry Melton
 (Tampa Bay)
 RB DeMarco Murray
 (Philadelphia)
 T Jerme Parnell
 (Jacksonville)
 DE George Selvie
 (N.Y. Giants)
 LB Anthony Spencer
 (New Orleans)

2016

PLAYERS SIGNED (4)

G Joe Looney
 (Tennessee)
 DE Benson Mayowa*
 (Oakland)
 RB Alfred Morris
 (Washington)
 DE Cedric Thornton
 (Philadelphia)

PLAYERS LOST (3)

G Mackenzy Bernadeau
 (Jacksonville)
 QB Matt Cassel
 (Tennessee)
 RB Robert Turbin
 (Indianapolis)

2017

PLAYERS SIGNED (5)

T Byron Bell
 (Tennessee)
 S Robert Blanton
 (Buffalo)
 CB Nolan Carroll
 (Philadelphia)
 DE Damontre' Moore
 (Seattle)
 DT Stephen Paea
 (Cleveland)

PLAYERS LOST (11)

CB Brandon Carr
 (Baltimore)
 S Barry Church
 (Jacksonville)
 CB Morris Claiborne
 (N.Y. Jets)
 DE Jack Crawford
 (Atlanta)
 DE Ryan Davis
 (Buffalo)
 RB Lance Dunbar
 (L.A. Rams)
 TE Gavin Escobar
 (Kansas City)
 G Ronald Leary
 (Denver)
 DT Terrell McClain
 (Washington)
 QB Mark Sanchez
 (Chicago)
 S J.J. Wilcox
 (Tampa Bay)

2018

PLAYERS SIGNED (4)

WR Deonte Thompson
 (Buffalo)
 G Marcus Martin
 (Cleveland)
 T Cameron Fleming
 (New England)
 DE Kony Ealy
 (N.Y. Jets)

PLAYERS LOST (6)

CB Bené Benwikere
 (Arizona)
 WR Brice Butler
 (Arizona)
 G Jonathan Cooper
 (San Francisco)
 LB Anthony Hitchens
 (Kansas City)
 FB Keith Smith*
 (Oakland)
 LB Kyle Wilber
 (Oakland)

* Indicates restricted free agent



2017 SEASON

2017 Regular Season Defensive Statistics

	Solo	Tackles - Asst. -	Total	Sks/ Yds	Tkl/ Loss	QB Pres.	Int	Pass Def.	Fumbles For.-Rec.
1. Lee, Sean.....	91	- 27 --	118		13(-37)	4	1	1	
2. Smith, Jaylon.....	75	- 24 --	99	1.0(-13)	4(-9)	4		2	2-0
3. Hitchens, Anthony.....	70	- 22 --	92		9(-15)	5		2	1-0
4. Heath, Jeff.....	62	- 19 --	81		1(-3)	1	3	5	1-0
5. Jones, Byron.....	56	- 18 --	74		4(-9)	3	1	6	1-0
6. Brown, Anthony.....	44	- 12 --	56	1.0(-14)	2(-3)	1	2	11	1-0
7. Lewis, Jourdan.....	42	- 8 --	50		2(-5)		1	11	
8. Lawrence, DeMarcus.....	24	- 19 --	43	14.5(-160)	6(-11)	52		1	4-2
9. Woods, Xavier.....	28	- 13 --	41		1(-2)	4	1	6	0-1
10. Scandrick, Orlando.....	32	- 7 --	39		3(-7)			7	
11. Wilson, Damien.....	25	- 14 --	39	1.0(-1)		5		1	
12. Crawford, Tyrone.....	20	- 18 --	38	4.0(-30)	2(-4)	26		2	1-1
13. Frazier, Kavon.....	28	- 4 --	32		2(-7)				
14. Awuzie, Chidobe.....	21	- 6 --	27				1	7	1-0
15. Mayowa, Benson.....	10	- 12 --	22	1.0(-7)	3(-11)	15			
16. Charlton, Taco.....	13	- 6 --	19	3.0(-14)	1(-1)	11		1	1-0
17. Collins, Maliek.....	12	- 6 --	18	2.5(-15)	3(-6)	25			0-2
18. Ash, Richard.....	8	- 7 --	15		2(-5)	4		1	
19. Durant, Justin.....	10	- 4 --	14		3(-9)	1			
20. Irving, David.....	6	- 6 --	12	7.0(-51)	3(-7)	19		6	1-0
21. Neal, Lewis.....	2	- 9 --	11		1(-2)	4			
22. Jones, Datone.....	4	- 5 --	9	1.0(-9)	2(-7)	2		1	
23. Price, Brian.....	2	- 6 --	8			3			
24. Carroll, Nolan.....	4	- 3 --	7						
Moore, Damontre.....	4	- 3 --	7			4			
26. Paea, Stephen.....	1	- 6 --	7		2(-4)	1			
27. Wilber, Kyle.....	2	- 2 --	4			1			
28. Tapper, Charles.....	1	- 2 --	3	1.0(-9)					
29. Benwikere, Bené.....	2	- 0 --	2						0-1
30. Ross, Daniel.....	1	- 1 --	2	1.0(-1)	1(-1)	2			0-1

2017 Regular Season Special Teams Statistics

	Solo	Tackles Asst.	Total	Fumbles For.-Rec.	Block Kick
1. Jones, Byron.....	9	- 2 --	11		
2. Frazier, Kavon.....	8	- 3 --	11	1-0	
3. Smith, Keith.....	7	- 3 --	10	2-0	
4. Wilber, Kyle.....	6	- 4 --	10	1-0	
5. Heath, Jeff.....	5	- 3 --	8	1-0	
6. Wilson, Damien.....	6	- 1 --	7		
7. Smith, Rod.....	5	- 0 --	5		
8. March-Lillard, Justin.....	2	- 3 --	5		
9. Brown, Anthony.....	3	- 0 --	3	1-0	
10. Hanna, James.....	2	- 0 --	2		
Woods, Xavier.....	2	- 0 --	2	0-1	
12. Lenoir, Lance.....	1	- 0 --	1		
Lewis, Jourdan.....	1	- 0 --	1		
14. Ladouceur, L.P.....	0	- 1 --	1	0-1	
Swaim, Geoff.....	0	- 1 --	1		
16. Benwikere, Bené.....				0-1	



2017 Preseason Statistics

RECORD: 3-1

PRESEASON (3-1)

8/3	W	20-18	ARIZONA (Canton)	21,126
8/12	L	10-13	@ L.A. Rams	62,888
8/19	W	24-19	INDIANAPOLIS	88,851
8/26	W	24-20	OAKLAND	90,135
8/31	Canceled		HOUSTON	

TEAM STATISTICS	DALLAS	OPP
First Downs.....	83	59
Rushing.....	21	14
Passing.....	50	42
Penalty.....	12	3
Third Down-Made/Att.....	17/51	15/54
Third Down Efficiency.....	33.3	27.8
Fourth Down-Made/Att.....	2/3	3/4
Total Net Yards.....	1,464	1,142
Avg. Per Game.....	366.0	285.5
Total Plays.....	257	230
Avg. Per Play.....	5.7	5.0
Net Yards Rushing.....	462	319
Avg. Per Game.....	115.5	79.8
Total Rushes.....	108	89
Avg. Per Rush.....	4.3	3.6
Net Yards Passing.....	1,002	823
Avg. Per Game.....	250.5	205.8
Sacked/Yards Lost.....	4/38	8/66
Gross Yards.....	1,040	889
Attempts/Completions.....	145/94	133/88
Pct. of Completions.....	64.8	66.2
Had Intercepted.....	1	0
Punts/Average.....	21/39.2	26/44.0
Net Punting Average.....	36.5	39.6
Punt Return/Avg.....	17/6.6	7/5.3
Kickoff Return/Avg.....	9/17.9	7/6.7
Interception Return/Avg.....	0/0.0	1/0.0
Penalties/Yards.....	33/280	36/325
Fumbles/Ball Lost.....	8/5	8/1
Touchdowns.....	9	8
Rushing.....	0	2
Passing.....	9	3
Returns.....	0	3
Extra Points/Attempts.....	9/9	5/6
Two Point Conversion/Att.....	0/0	1/1
Field Goals/Atts.....	5/6	5/7
Avg. Time of Possession.....	31:54	28:07

SCORE BY	1	2	3	4	OT	T
QUARTERS						
Dal. Total	17	16	21	24	-	78
Opp. Total	29	16	16	9	-	70

RUSHING	ATT	YDS	AVG.	LG	TD
Morris	30	158	5.3	25	0
R. Smith	29	130	4.5	20	0
D. McFadden	20	102	5.1	18	0
Rush	4	33	8.3	13	0
Elliott	6	18	3.0	5	0
Hillman	12	8	0.7	4	0
McCown	2	8	4.0	8	0
Prescott	2	8	4.0	6	0
K. Moore	3	-3	-1.0	-1	0
Dal. Total	108	462	4.3	25	0
Opp. Total	89	319	3.6	32	2

PASSING	ATT	COMP	YDS	PCT	AVG	LG	TD	PCT	PCT	LG	SKS/YDS	RATING
					ATT			INT	INT			
Rush	51	38	398	74.5	7.8	6	11.8	0	0.0	44	1/9	135.9
K. Moore	59	32	392	54.2	6.6	1	1.7	1	1.7	46	1/13	73.6
McCown	22	18	219	81.8	10.0	2	9.0	0	0.0	32	1/12	138.5
Prescott	13	6	31	46.2	2.4	0	0.0	0	0.0	8	1/4	53.0
Dal. Total	145	94	1,040	64.8	7.2	9	6.2	1	0.7	46	4/38	103.8
Opp. Total	133	88	889	66.2	6.7	3	2.3	0	0.0	48	8/66	92.6

RECEIVING	REC	YDS	AVG.	LG	TD	SCORING	R	P	RI	2	FG	PAT	S	TP
B. Brown	10	84	8.4	24	0	Irwin-Hill	0	0	0	0	2/3	7/7	0	13
Witten	8	98	12.3	28	1	Gathers	0	2	0	0	0/0	0/0	0	12
Gathers	7	106	15.1	26	2	Lenoir	0	2	0	0	0/0	0/0	0	12
A. Jones	7	61	8.7	20	0	Bailey	0	0	0	0	3/3	2/2	0	11
Nwachukwu	7	61	8.7	18	1	N. Brown	0	1	0	0	0/0	0/0	0	6
R. Smith	7	57	8.1	12	0	Bryant	0	1	0	0	0/0	0/0	0	6
Butler	6	137	22.8	46	0	Hillman	0	1	0	0	0/0	0/0	0	6
Lenoir	6	100	16.7	44	2	Nwachukwu	0	1	0	0	0/0	0/0	0	6
Hillman	6	38	6.3	8	1	Witten	0	1	0	0	0/0	0/0	0	6
K. Smith	5	44	8.8	15	0	Dal. Tot.	0	9	0	0	0/0	9/9	0	78
N. Brown	4	60	15.0	19	1	Opp. Tot.	2	3	3	1	0/0	5/6	0	70
Jarwin	4	31	7.8	14	0									
Beasley	3	33	11.0	13	0									
Hanna	3	17	5.7	13	0									
Bryant	2	55	27.5	32	1									
Swaim	2	24	12.0	17	0									
D. McFadden	2	12	6.0	8	0									
Hamlett	2	7	3.5	6	0									
Elliott	2	6	3.0	6	0									
Morris	1	9	9.0	9	0									
Dal. Total	94	1,040	11.1	46	9									
Opp. Total	88	889	10.1	48	3									

2-pt Conversions: Dallas 0/0, Opponents 1/2.

Sacks: Taco Charlton (2.0); D. Moore (2.0); A. Brown (1.0); L. Jones (1.0); L. Neal (1.0); D. Wilson (1.0) **Total: 8.0.**

Fumbles: 8.**Fumbles Lost: 5.****Opp. Fum. Recoveries: 1.**

DEFENSIVE STATISTICS	SOLO	Tackles	ASST.	TOTAL
Jones, Joseph	11	-	3	14
Wilson, Damien	8	-	6	14
Jones, Byron	9	-	3	12
Frazier, Kavon	9	-	2	11
Thomas, Duke	8	-	3	11
Gilchrist, Kennan	7	-	2	9
Heath, Jeff	7	-	1	8
Irving, David	5	-	3	8
Woods, Xavier	6	-	1	7
Butler, Dejaun	4	-	3	7
Moore, Damontre	4	-	3	7
Nzeocha, Mark	4	-	3	7
Hitchens, Anthony	2	-	5	7
Blanton, Robert	3	-	3	6
Brown, Anthony	3	-	3	6
Scandrick, Orlando	3	-	2	5
Wilber, Kyle	3	-	2	5
Charlton, Taco	4	-	0	4
Showers, Jameil	4	-	0	4
Seamster, Sammy	3	-	1	4
Smith, Jaylon	3	-	1	4
Carrell, Jordan	2	-	2	4
Ivie, Joey	2	-	2	4
Carroll, Nolan	3	-	0	3
Lotulelei, John	3	-	0	3
Neal, Lewis	3	-	0	3
White, Marquez	3	-	0	3
Jones, Lenny	2	-	1	3
Leslie, Darnell	2	-	1	3
Lee, Sean	2	-	1	3
Mayowa, Benson	2	-	1	3
Tapper, Charles	2	-	1	3
Baron, Woody	1	-	2	3
McFadden, Leon	1	-	2	3
White, Marquez	1	-	2	3
Awuzie, Chidobe	2	-	0	2
Lawrence, DeMarcus	2	-	0	2
Ash Richard	2	-	0	2
Collins, Maliek	1	-	1	2
Green, John	1	-	0	1
Paea, Stephen	1	-	0	1
Wacha, Lucas	0	-	1	1

PCT	PCT	PCT	LG	SKS/YDS	RATING
Irwin-Hill: (23,43);(44B)					
Bailey: (32);(25);(42)					
Opp: (40,32M,51M);(42,36);(33,42)					

2017 Game-by-Game

COWBOYS OFFENSE

FIRST DOWNS				TOTAL OFF.		RUSHING		PASSING		INT BY DAL		PUNTS		PUNT RETURNS		KO RETURNS		PEN.		FUM		SCORING														
T	R	Pa	Pe	YDS	PLYS	YDS	ATT	YDS	SK/YD	ATT	COM	I	NO	YDS	TD	NO	YDS	TD	NO	YDS	NO-LT	TD	TDp	TDt	PAT	2-PT	FG	T.O.P.								
N.Y. GIANTS	22	9	12	1	392	71	129	31	263	1/5	29	25	0	1	0	0	4-34.8	1	0	2	0	2	42	0	5	50	0	1	0	1/1	0/0	4/4	34:14			
@ Denver	16	1	12	3	268	66	40	14	228	2/10	50	30	2	1	25	0	5-49.8	1	19	0	0	0	0	8	69	0/0	2	0	2	0	2/2	0/0	1/1	28:10		
@ Arizona	15	6	7	2	273	45	99	26	174	1/9	18	13	0	0	0	0	7-44.4	4	43	1	0	1	18	0	9	76	0/0	4	2	2	0	4/4	0/0	0/0	23:45	
L.A. RAMS	22	9	12	1	440	65	189	27	251	2/1	36	20	1	0	0	0	3-47.0	1	0	0	0	3	78	0	4	45	1/1	4	1	3	0	3/3	0/1	1/1	29:28	
GREEN BAY	26	10	15	1	408	72	163	35	245	1/6	36	25	1	0	0	0	1-38.0	1	-1	1	0	1	25	0	7	70	3/2	4	1	3	0	4/4	0/0	1/1	35:06	
@ San Francisco	27	14	12	1	501	70	265	43	236	0/0	27	17	0	0	0	0	3-47.3	1	0	1	0	0	0	0	5	36	0/0	6	3	3	0	4/5	0/1	0/0	32:50	
@ Washington	18	8	9	1	307	63	169	39	138	2/5	22	14	0	1	21	1	3-45.7	2	19	0	0	1	6	0	8	89	1/1	3	2	0	1	3/3	0/0	4/5	33:19	
KANSAS CITY	24	10	13	1	375	65	131	31	244	1/5	33	21	0	0	0	0	5-39.0	2	1	2	0	0	0	0	5	65	0/0	4	2	2	0	4/4	0/0	0/0	31:17	
@ Atlanta	18	9	9	0	233	59	107	21	126	8/50	30	20	0	1	7	0	4-42.8	1	11	0	0	2	51	0	5	54	2/2	1	1	0	0	1/1	0/0	0/1	27:54	
PHILADELPHIA	14	6	7	1	225	63	112	27	113	4/32	32	18	3	0	0	0	5-46.8	3	0	1	0	5	167	0	2	10	1/1	0	0	0	0	0/0	0/0	3/3	30:31	
L.A. CHARGERS	14	4	8	2	247	49	79	20	168	2/11	27	20	2	0	0	0	5-41.6	0	0	0	0	4	102	0	7	60	1/0	1	1	0	0	0/0	0/1	0/0	23:55	
WASHINGTON	21	13	6	2	275	65	182	42	93	1/9	22	11	0	2	30	0	5-42.2	2	88	3	1	0	0	0	3	25	0/0	5	2	2	1	5/5	0/0	1/1	32:28	
@ N.Y. Giants	19	6	12	1	454	61	122	31	332	0/0	30	20	0	2	12	0	4-47.5	4	36	1	0	2	50	0	8	51	0/0	4	1	3	0	3/4	0/0	1/3	27:07	
@ Oakland	21	9	3	330	60	126	31	204	2/8	27	18	2	0	0	0	2	43.0	2	15	1	0	1	22	0	7	100	0/0	2	2	0	2/2	0/0	2/2	32:20		
SEATTLE	21	7	10	4	282	68	128	30	154	4/27	34	21	2	0	0	0	2-50.0	5	32	0	0	2	45	0	0	0	0	0	0	0	0/0	0/0	4/6	32:50		
@ Philadelphia	16	6	9	1	301	63	129	32	172	1/7	30	17	0	1	0	0	8-44.5	1	12	2	0	1	14	0	7	64	1/1	1	0	1	0	0/1	0/0	0/1	30:05	
2017 Totals	314	127	162	25	5,311	1,005	2,170	780	3,141	32/185	483	309	13	9	95	1	66-44.1	31	275	15	1	25	620	0	97	939	11/9	42	18	22	2	36	39	0/3	22/29	30:12
3rd DOWN	9/10	N.Y. GIANTS.....	8/15	53.3%				10/8	GREEN BAY.....	7/12	58.3%						11/12	@ Atlanta.....	5/11	45.5%							12/10	@ N.Y. Giants.....	7/14	50.0%						
Efficiency	9/17	@ Denver.....	3/14	21.4%				10/22	@ San Francisco..	7/11	63.6%						11/19	PHILADELPHIA..	3/14	21.4%							12/17	@ Oakland.....	2/10	20.0%						
	9/25	@ Arizona.....	2/9	22.2%				10/29	@ Washington.....	5/14	35.7%						11/23	L.A. CHARGERS..	6/11	54.5%							12/24	SEATTLE.....	6/13	46.2%						
	10/1	L.A. RAMS.....	7/14	50.0%				11/5	KANSAS CITY.....	7/12	58.3%						11/30	WASHINGTON ...	7/14	50.0%							12/31	@ Philadelphia.....	5/15	33.3%						

Individual Game-by-Game Rushing

		Ezekiel Elliott					Alfred Morris					Dak Prescott				
		No	Yds	Avg	Lg	TD	No	Yds	Avg	Lg	TD	No	Yds	Avg	Lg	TD
9/11	N.Y. Giants	24	104	4.3	10	0	4	1	0.3	4	0	3	24	8.0	17	0
9/17	@ Denver	9	8	0.9	5	0						3	24	8.0	11	0
9/25	@ Arizona	22	80	3.6	30	1	DID NOT PLAY					3	16	5.3	10t	1
10/1	L.A. Rams	21	85	4.0	16	1	2	76	38.0	70	0	3	25	8.3	12	0
10/8	Green Bay	29	116	4.0	25	0	2	10	5.0	5	0	4	37	9.3	21	1
10/22	@ San Francisco	26	147	5.7	25t	2	2	15	7.5	14	0	4	26	6.5	13	1
10/29	@ Washington	33	150	4.5	14	2	3	3	1.0	4	0	3	16	5.3	10	0
11/5	Kansas City	27	93	3.4	11	1	1	11	11.0	11	0	3	27	9.0	13	1
11/12	@ Atlanta	RESERVE/SUSPENDED					11	53	4.8	20	0	6	42	7.0	12	1
11/19	Philadelphia	RESERVE/SUSPENDED					17	91	5.4	22	0	2	10	5.0	11	0
11/23	L.A. Chargers	RESERVE/SUSPENDED					9	36	4.0	6	0					
11/30	Washington	RESERVE/SUSPENDED					27	127	4.7	15	1	5	28	5.6	13	0
12/10	@ N.Y. Giants	RESERVE/SUSPENDED					19	62	3.3	9	0	6	13	2.2	8	0
12/17	@ Oakland	RESERVE/SUSPENDED					16	61	3.8	16	0	6	32	5.3	17	1
12/24	Seattle	24	97	4.0	9	0	DID NOT PLAY					4	21	5.3	13	0
12/31	@ Philadelphia	27	103	3.8	25	0	2	1	0.5	4	0	2	16	8.0	10	0
2017 Totals		242	983	4.1	30	7	115	547	4.8	70	1	57	357	6.3	21	6

		Rod Smith					Terrance Williams					Ryan Switzer				
		No	Yds	Avg	Lg	TD	No	Yds	Avg	Lg	TD	No	Yds	Avg	Lg	TD
9/11	N.Y. Giants															
9/17	@ Denver	2	8	4.0	8	0										
9/25	@ Arizona											1	3	3.0	3	0
10/1	L.A. Rams											1	3	3.0	3	0
10/8	Green Bay															
10/22	@ San Francisco	8	61	7.6	45	0						1	3	3.0	3	0
10/29	@ Washington															
11/5	Kansas City															
11/12	@ Atlanta	3	14	4.7	8	0										
11/19	Philadelphia	8	11	1.4	5	0										
11/23	L.A. Chargers	9	41	4.6	9	1	1	6	6.0	6	0	1	-4	-4.0	-4	0
11/30	Washington	10	27	2.7	10	1										
12/10	@ N.Y. Giants	6	47	7.8	15t	1										
12/17	@ Oakland	7	13	1.9	6	1										
12/24	Seattle	2	10	5.0	5	0										
12/31	@ Philadelphia	INACTIVE/INJURED					1	9	9.0	9	0					
2017 Totals		55	232	4.2	45	4	2	15	7.5	9	0	4	5	1.3	3	0

Individual Game-by-Game Receiving

		Dez Bryant					Jason Witten					Terrance Williams				
		No	Yds	Avg	Lg	TD	No	Yds	Avg	Lg	TD	No	Yds	Avg	Lg	TD
9/11	N.Y. Giants	2	43	21.5	35	0	7	59	8.4	12t	1	6	68	11.3	23	0
9/17	@ Denver	7	59	8.4	15	1	10	97	9.7	28t	1	4	17	4.3	6	0
9/25	@ Arizona	2	12	6.0	15t	1	1	3	3.0	3	0	3	47	15.7	22	0
10/1	L.A. Rams	5	98	19.6	36	0	1	9	9.0	9	0	4	34	8.5	13	0
10/8	Green Bay	5	52	10.4	15	1	8	61	7.6	14	0	2	14	7.0	10	0
10/22	@ San Francisco	7	63	9.0	27	1	4	54	13.5	18t	1					
10/29	@ Washington	4	39	9.8	18	0	3	31	10.3	16	0	2	36	18.0	25	0
11/5	Kansas City	6	73	12.2	21	0	1	5	5.0	5	0	9	141	15.7	56	0
11/12	@ Atlanta	4	39	9.8	15	0	7	59	8.4	21	0	1	9	9.0	9	0
11/19	Philadelphia	8	63	7.9	17	0	1	7	7.0	7	0	4	35	8.8	19	0
11/23	L.A. Chargers	3	37	12.3	18	0	7	44	6.3	8	0	4	54	13.5	38	0
11/30	Washington	5	61	12.2	24	1	1	8	8.0	8t	1	2	21	10.5	11	0
12/10	@ N.Y. Giants	3	73	24.3	50t	1	1	20	20.0	20t	1	3	25	8.3	10	0
12/17	@ Oakland	2	59	29.5	40	0	4	47	11.8	18	0	3	19	6.3	8	0
12/24	Seattle	3	43	14.7	33	0	5	39	7.8	11	0	4	43	10.8	17	0
12/31	@ Philadelphia	3	24	8.0	12	0	2	17	8.5	9	0	2	5	2.5	3	0
2017 Totals		69	838	12.8	50t	6	63	560	8.9	28t	5	53	568	10.7	56	0

Individual Game-by-Game Receiving, cont.

		Cole Beasley					Ezekiel Elliott					Rod Smith				
		No	Yds	Avg	Lg	TD	No	Yds	Avg	Lg	TD	No	Yds	Avg	Lg	TD
9/11	N.Y. Giants	3	32	10.7	13	0	5	36	7.2	30	0					
9/17	@ Denver	4	33	8.3	10	0	4	14	3.5	9	0					
9/25	@ Arizona	1	4	4.0	4	0	3	14	4.7	10	0					
10/1	L.A. Rams	3	17	5.7	12	0	4	54	13.5	31	1					
10/8	Green Bay	4	23	5.8	12	2	1	16	16.0	20	0	1	18	18.0	18	0
10/22	@ San Francisco	1	24	24.0	24	0	1	72	72.0	72t	1	1	5	5.0	5	0
10/29	@ Washington	2	8	4.0	4	0	1	4	4.0	4	0					
11/5	Kansas City	4	24	6.0	7t	2										
11/12	@ Atlanta	2	23	11.5	17	0	RESERVE/SUSPENDED					4	15	3.8	8	0
11/19	Philadelphia	2	7	3.5	4	0	RESERVE/SUSPENDED									
11/23	L.A. Chargers	2	19	9.5	12	0	RESERVE/SUSPENDED					2	7	3.5	4	0
11/30	Washington	2	14	7.0	8	0	RESERVE/SUSPENDED									
12/10	@ N.Y. Giants	3	59	19.7	54	0	RESERVE/SUSPENDED					5	113	22.6	81t	1
12/17	@ Oakland	1	15	15.0	15	0	RESERVE/SUSPENDED					3	21	7.0	10	0
12/24	Seattle	2	12	6.0	6	0	4	21	5.3	9	0	3	23	7.7	10	0
12/31	@ Philadelphia	INACTIVE/INJURED					3	38	12.7	22	0	INACTIVE/INJURED				
2017 Totals		36	314	8.7	54	4	26	269	10.3	72t	2	19	202	10.6	81t	1

		Brice Butler					Alfred Morris					Ryan Switzer				
		No	Yds	Avg	Lg	TD	No	Yds	Avg	Lg	TD	No	Yds	Avg	Lg	TD
9/11	N.Y. Giants	1	30	30.0	30	0										
9/17	@ Denver	1	18	18.0	18	0										
9/25	@ Arizona	2	90	45.0	53	1	DID NOT PLAY									
10/1	L.A. Rams	2	12	6.0	10t	1										
10/8	Green Bay	2	57	28.5	49	0										
10/22	@ San Francisco						1	9	9.0	9	0	1	2	2.0	2	0
10/29	@ Washington											1	7	7.0	7	0
11/5	Kansas City	1	6	6.0	6	0										
11/12	@ Atlanta	1	30	30.0	30	0										
11/19	Philadelphia	2	19	9.5	12	0										
11/23	L.A. Chargers	1	5	5.0	5	0	1	13	13.0	13	0					
11/30	Washington															
12/10	@ N.Y. Giants						3	23	7.7	11	0					
12/17	@ Oakland						2	0	0.0	1	0					
12/24	Seattle						DID NOT PLAY									
12/31	@ Philadelphia	2	50	25.0	30	1						4	32	8.0	12	0
2017 Totals		15	317	21.1	53	3	7	45	6.4	13	0	6	41	6.8	12	0

		Keith Smith					Noah Brown					James Hanna				
		No	Yds	Avg	Lg	TD	No	Yds	Avg	Lg	TD	No	Yds	Avg	Lg	TD
9/11	N.Y. Giants						INACTIVE									
9/17	@ Denver															
9/25	@ Arizona						1	13	13.0	13	0					
10/1	L.A. Rams											1	28	28.0	28	1
10/8	Green Bay	2	10	5.0	6	0										
10/22	@ San Francisco															
10/29	@ Washington															
11/5	Kansas City						INACTIVE/INJURED									
11/12	@ Atlanta	1	1	1.0	1	0										
11/19	Philadelphia						1	14	14.0	14	0					
11/23	L.A. Chargers															
11/30	Washington						1	-2	-2.0	-2	0					
12/10	@ N.Y. Giants	1	3	3.0	3	0						1	16	16.0	16	0
12/17	@ Oakland	1	12	12.0	12	0	1	8	8.0	8	0	1	31	31.0	31	0
12/24	Seattle															
12/31	@ Philadelphia											1	13	13.0	13	0
2017 Totals		5	26	5.2	12	0	4	33	8.3	14	0	4	88	22.0	31	1

Individual Game-by-Game Receiving, cont.

		Geoff Swaim					Dak Prescott				
		No	Yds	Avg	Lg	TD	No	Yds	Avg	Lg	TD
9/11	N.Y. Giants	3	32	10.7	13	0	5	36	7.2	30	0
9/17	@ Denver	4	33	8.3	10	0	4	14	3.5	9	0
9/25	@ Arizona	1	4	4.0	4	0	3	14	4.7	10	0
10/1	L.A. Rams	3	17	5.7	12	0	4	54	13.5	31	1
10/8	Green Bay	4	23	5.8	12	2	1	16	16.0	20	0
10/22	@ San Francisco	1	24	24.0	24	0	1	72	72.0	72t	1
10/29	@ Washington	2	8	4.0	4	0	1	4	4.0	4	0
11/5	Kansas City	4	24	6.0	7t	2					
11/12	@ Atlanta	2	23	11.5	17	0	RESERVE/SUSPENDED				
11/19	Philadelphia	2	7	3.5	4	0	RESERVE/SUSPENDED				
11/23	L.A. Chargers	2	19	9.5	12	0	RESERVE/SUSPENDED				
11/30	Washington	2	14	7.0	8	0	RESERVE/SUSPENDED				
12/10	@ N.Y. Giants	3	59	19.7	54	0	RESERVE/SUSPENDED				
12/17	@ Oakland	1	15	15.0	15	0	RESERVE/SUSPENDED				
12/24	Seattle	2	12	6.0	6	0	4	21	5.3	9	0
12/31	@ Philadelphia	INACTIVE/INJURED					3	38	12.7	22	0
2017 Totals		36	314	8.7	54	4	26	269	10.3	72t	2

Individual Game-by-Game Passing

		Dak Prescott								
		Att	Cmp	Yds	Pct.	TD	Int	Long	Sk/Yd	Rating
9/11	N.Y. Giants	39	24	268	61.5	1	0	35	1/5	90.5
9/17	@ Denver	50	30	238	60.0	2	2	28t	2/10	68.6
9/25	@ Arizona	18	13	183	72.2	2	0	53	1/9	141.7
10/1	L.A. Rams	36	20	252	55.6	3	1	36	2/1	93.8
10/8	Green Bay	36	25	251	69.4	3	1	49	1/6	105.2
10/22	@ San Francisco	25	16	234	64.0	3	0	72t	0/0	134.0
10/29	@ Washington	22	14	143	63.6	0	0	25	2/5	82.2
11/5	Kansas City	33	21	249	63.6	2	0	56	1/5	106.8
11/12	@ Atlanta	30	20	176	66.7	0	0	30	8/50	82.1
11/19	Philadelphia	31	18	145	58.1	0	3	19	4/32	30.4
11/23	L.A. Chargers	27	20	179	74.1	0	2	38	2/11	60.6
11/30	Washington	22	11	102	50.0	2	0	24	1/9	93.4
12/10	@ N.Y. Giants	30	20	332	66.7	3	0	81t	0/0	137.1
12/17	@ Oakland	27	18	212	66.7	0	2	40	2/8	59.5
12/24	Seattle	34	21	181	61.8	0	2	33	4/27	51.3
12/31	@ Philadelphia	30	17	179	56.7	1	0	30	1/7	85.3
2017 Totals		490	308	3,324	62.9	22	13	81t	32/185	86.6

		Cooper Rush								
		Att	Cmp	Yds	Pct.	TD	Int	Long	Sk/Yd	Rating
9/11	N.Y. Giants					INACTIVE				
9/17	@ Denver					INACTIVE				
9/25	@ Arizona					INACTIVE				
10/1	L.A. Rams					INACTIVE				
10/8	Green Bay					INACTIVE				
10/22	@ San Francisco	2	1	2	50.0	0	0	2	0/0	56.3
10/29	@ Washington					DID NOT PLAY				
11/5	Kansas City					DID NOT PLAY				
11/12	@ Atlanta					DID NOT PLAY				
11/19	Philadelphia	1	0	0	0.0	0	0	0	0/0	39.6
11/23	L.A. Chargers					DID NOT PLAY				
11/30	Washington					DID NOT PLAY				
12/10	@ N.Y. Giants					DID NOT PLAY				
12/17	@ Oakland					DID NOT PLAY				
12/24	Seattle					DID NOT PLAY				
12/31	@ Philadelphia					DID NOT PLAY				
2017 Totals		3	1	2	33.3	0	0	2	0/0	42.4

STAFF

PLAYERS

2017 SEASON

RECORDS

PLAYOFF RECORDS

HISTORY

SIDELINES

Individual Game-by-Game Punt Returns

		Ryan Switzer							Cole Beasley						
		No	Yds	Avg	FC	Lg	TD	No	Yds	Avg	FC	Lg	TD		
9/11	N.Y. Giants	1	0	0.0	2	0	0								
9/17	@ Denver	1	19	19.0	0	19	0								
9/25	@ Arizona	4	43	10.8	1	21	0								
10/1	L.A. Rams	1	0	0.0	0	0	0								
10/8	Green Bay	1	-1	-1.0	1	-1	0								
10/22	@ San Francisco	1	0	0.0	1	0	0								
10/29	@ Washington	2	19	9.5	0	11	0								
11/5	Kansas City	2	1	0.5	1	1	0	0	0	0.0	1	0	0		
11/12	@ Atlanta	1	11	11.0	0	11	0								
11/19	Philadelphia	3	0	0.0	0	2	0	0	0	0.0	1	0	0		
11/23	L.A. Chargers														
11/30	Washington	2	88	44.0	0	83t	1	0	0	0.0	3	0	0		
12/10	@ N.Y. Giants	2	17	8.5	1	10	0	2	19	9.5	0	15	0		
12/17	@ Oakland	2	15	7.5	1	8	0								
12/24	Seattle	5	32	6.4	0	11	0								
12/31	@ Philadelphia	1	12	12.0	2	12	0	INACTIVE/INJURED							
2017 Totals		29	256	8.8	10	83t	1	2	19	9.5	5	15	0		

Individual Game-by-Game Kickoff Returns

		Ryan Switzer					Rod Smith				
		No	Yds	Avg	Lg	TD	No	Yds	Avg	Lg	TD
9/11	N.Y. Giants	2	42	21.0	25	0					
9/17	@ Denver										
9/25	@ Arizona	1	18	18.0	18	0					
10/1	L.A. Rams	3	78	26.0	28	0					
10/8	Green Bay	1	25	25.0	25	0					
10/22	@ San Francisco	1	6	6.0	6	0					
10/29	@ Washington										
11/5	Kansas City										
11/12	@ Atlanta	2	51	25.5	33	0					
11/19	Philadelphia	4	147	36.8	61	0	1	20	20.0	20	0
11/23	L.A. Chargers	4	102	25.5	33	0					
11/30	Washington										
12/10	@ N.Y. Giants	2	50	25.0	28	0					
12/17	@ Oakland	1	22	22.0	22	0					
12/24	Seattle	2	45	22.5	27	0					
12/31	@ Philadelphia	1	14	14.0	14	0	INACTIVE/INJURED				
2017 Totals		24	600	25.0	61	0	1	20	20.0	20	0

Individual Game-by-Game Kicking

		Field Goals							Punting						
		Dan Bailey							Chris Jones						
		11-19	20-29	30-39	40-49	50+	Total	No	Yds	Avg	TB	20	Lg	Blk	Net
9/11	N.Y. Giants	0-0	1-1	1-1	2-2	0-0	4-4	4	139	34.8	0	4	40	0	34.5
9/17	@ Denver	0-0	0-0	0-0	0-0	1-1	1-1	5	249	49.8	1	2	62	0	41.8
9/25	@ Arizona							7	311	44.4	0	4	56	0	43.9
10/1	L.A. Rams	0-0	0-0	1-1	0-0	0-0	1-1	3	141	47.0	0	1	55	0	40.3
10/8	Green Bay	0-0	0-0	0-0	1-1	0-0	1-1	1	38	38.0	0	1	38	0	38.0
10/22	@ San Francisco							3	142	47.3	0	1	56	0	44.0
10/29	@ Washington							3	137	45.7	0	1	51	0	46.0
11/5	Kansas City							5	195	39.0	0	4	50	0	39.0
11/12	@ Atlanta							4	171	42.8	1	2	58	0	37.8
11/19	Philadelphia							5	234	46.8	0	3	61	0	46.8
11/23	L.A. Chargers							5	208	41.6	0	4	57	0	41.6
11/30	Washington	0-0	1-1	0-0	0-0	0-0	1-1	5	211	42.2	0	1	45	0	41.4
12/10	@ N.Y. Giants	0-0	1-1	0-0	0-0	0-2	1-3	4	190	47.5	1	1	58	0	43.3
12/17	@ Oakland	1-1	0-0	0-0	1-1	0-0	2-2	2	86	43.0	0	0	4.	0	43.0
12/24	Seattle	0-0	0-0	2-3	0-1	2-2	4-6	2	100	50.0	0	1	51	0	45.5
12/31	@ Philadelphia	0-0	0-1	0-0	0-0	0-0	0-1	8	356	44.5	2	4	55	0	38.1
2017 Totals		1-1	3-4	4-5	4-5	3-5	15-20	68	2,908	44.1	5	34	62	0	41.4

216

Individual Game-by-Game Tackles

		Sean Lee				Jaylon Smith				Anthony Hitchens							
		Solo	Asst.	Total	Sacks	Solo	Asst.	Total	Sacks	Solo	Asst.	Total	Sacks				
9/11	N.Y. Giants	9	-	1	-	10	6	-	3	-	9	INACTIVE/INJURED					
9/17	@ Denver	9	-	2	-	11	10	-	4	-	14	INACTIVE/INJURED					
9/25	@ Arizona	9	-	2	-	11	6	-	3	-	9	INACTIVE/INJURED					
10/1	L.A. Rams	INACTIVE/INJURED				11	-	2	-	13	INACTIVE/INJURED						
10/8	Green Bay	INACTIVE/INJURED				6	-	3	-	9	6	-	2	-	8		
10/22	@ San Francisco	4	-	4	-	8	5	-	2	-	7	1.0	4	-	1	-	5
10/29	@ Washington	6	-	1	-	7	2	-	1	-	3	4	-	0	-	4	
11/5	Kansas City	12	-	2	-	14	3	-	0	-	3	4	-	3	-	7	
11/12	@ Atlanta	1	-	0	-	1	2	-	0	-	2	10	-	2	-	12	
11/19	Philadelphia	INACTIVE/INJURED				3	-	1	-	4	5	-	0	-	5		
11/23	L.A. Chargers	INACTIVE/INJURED				6	-	0	-	6	8	-	1	-	9		
11/30	Washington	INACTIVE/INJURED				6	-	3	-	9	12	-	3	-	15		
12/10	@ N.Y. Giants	15	-	5	-	20	5	-	1	-	6	10	-	4	-	14	
12/17	@ Oakland	8	-	2	-	10	1	-	1	-	2	3	-	3	-	6	
12/24	Seattle	9	-	5	-	14	1	-	0	-	1	3	-	1	-	4	
12/31	@ Philadelphia	9	-	3	-	12	2	-	0	-	2	1	-	2	-	3	
2017 Totals		91	-	27	-	118	75	-	24	-	99	1.0	70	-	22	-	92

		Jeff Heath				Byron Jones				Anthony Brown							
		Solo	Asst.	Total	Sacks	Solo	Asst.	Total	Sacks	Solo	Asst.	Total	Sacks				
9/11	N.Y. Giants	3	-	2	-	5	2	-	0	-	2	0	-	1	-	1	
9/17	@ Denver	4	-	1	-	5	3	-	0	-	3	7	-	0	-	7	
9/25	@ Arizona	4	-	1	-	5	3	-	0	-	3	1	-	2	-	3	
10/1	L.A. Rams	8	-	0	-	8	5	-	1	-	6	3	-	2	-	5	
10/8	Green Bay	3	-	2	-	5	2	-	4	-	6	4	-	0	-	4	
10/22	@ San Francisco	6	-	3	-	9	6	-	0	-	6	6	-	0	-	6	
10/29	@ Washington	3	-	0	-	3	2	-	1	-	3	3	-	1	-	4	
11/5	Kansas City	1	-	0	-	1	5	-	1	-	6	4	-	0	-	4	
11/12	@ Atlanta	5	-	1	-	6	8	-	0	-	8	4	-	0	-	4	
11/19	Philadelphia	INACTIVE/INJURED					4	-	1	-	5	3	-	1	-	4	
11/23	L.A. Chargers	5	-	2	-	7	4	-	2	-	6	2	-	0	-	2	
11/30	Washington	2	-	3	-	5	2	-	2	-	4	1	-	0	-	1	
12/10	@ N.Y. Giants	8	-	1	-	9	2	-	5	-	7	1	-	0	-	1	
12/17	@ Oakland	4	-	3	-	7	1	-	1	-	2	1	-	3	-	4	
12/24	Seattle	3	-	0	-	3	2	-	0	-	2	0	-	2	-	2	
12/31	@ Philadelphia	3	-	0	-	3	5	-	0	-	5	4	-	0	-	4	
2017 Totals		62	-	19	-	81	56	-	18	-	74	44	-	12	-	56	1.0

		Jourdan Lewis				DeMarcus Lawrence				Xavier Woods							
		Solo	Asst.	Total	Sacks	Solo	Asst.	Total	Sacks	Solo	Asst.	Total	Sacks				
9/11	N.Y. Giants					1	-	1	-	2	1.5						
9/17	@ Denver	3	-	0	-	3	3	-	2	-	5	2.0	0	-	1	-	1
9/25	@ Arizona	5	-	1	-	6	2	-	0	-	2	3.0	3	-	0	-	3
10/1	L.A. Rams	2	-	0	-	2	2	-	2	-	4	1.0	2	-	0	-	2
10/8	Green Bay	5	-	3	-	8	0	-	1	-	1	1.0	1	-	0	-	1
10/22	@ San Francisco	4	-	0	-	4	1	-	2	-	3	1.0					
10/29	@ Washington										1.0		4	-	0	-	4
11/5	Kansas City	2	-	1	-	3	1	-	1	-	2		2	-	0	-	2
11/12	@ Atlanta						3	-	2	-	5	1.0	2	-	2	-	4
11/19	Philadelphia	2	-	0	-	2	2	-	1	-	3		4	-	1	-	5
11/23	L.A. Chargers	1	-	0	-	1	1	-	3	-	4		2	-	0	-	2
11/30	Washington	3	-	0	-	3	2	-	0	-	2	2.0	2	-	2	-	4
12/10	@ N.Y. Giants	5	-	1	-	6	4	-	1	-	5		0	-	4	-	4
12/17	@ Oakland	5	-	2	-	7	1	-	2	-	3		3	-	3	-	6
12/24	Seattle	1	-	0	-	1	1	-	0	-	1	1.0	2	-	0	-	2
12/31	@ Philadelphia	4	-	0	-	4	0	-	1	-	1		1	-	0	-	1
2017 Totals		42	-	8	-	50	24	-	19	-	43	14.5	28	-	13	-	41

The 2017 Season at a Glance

Dallas 19, New York 3 AT&T Stadium, September 10, 2017 Attendance: 93,183

	1	2	3	4	Final
Giants	0	0	3	0	3
Cowboys	3	13	0	3	19

DAL -- FG Bailey 21
 DAL -- FG Bailey 48
 DAL -- Witten 12 pass from Prescott (Bailey kick)
 DAL -- FG Bailey 42
 NYG -- FG Rosas 25
 DAL -- FG Bailey 36

	Giants	Cowboys
First Downs.....	13	22
Total Net Yards.....	233	392
Net Yards Rushing.....	35	129
Net Yards Passing.....	198	263
Atts-Comps.....	38-29	39-24
Sacked/Yards.....	3-22	1-5
Had Intercepted.....	0	0
Punts-Average.....	6-44.8	4-34.8
Fumbles-Lost.....	1-0	0-0
Penalties-Yards.....	6-55	5-50
Time of Possession.....	25:46	34:14

Rushing

Giants -- Perkins, 7 for 16; Darkwa, 3 for 14; Shepard, 1 for 6; Manning, 1 for -1.
Cowboys -- Elliott, 24 for 104; Prescott, 3 for 24; Morris, 4 for 1.

Passing

Giants -- Manning, 29-of-38, 220 yards, 1 INT.
Cowboys -- Prescott, 24-of-39, 268 yards, 1 TD.

Receiving

Giants -- Vereen, 9 for 51; Shepard, 7 for 44; Lewis, 4 for 54; Engram, 4 for 44; Perkins, 2 for 9; Marshall, 1 for 10; Ellison, 1 for 9; Darkwa, 1 for -1.
Cowboys -- Witten, 7 for 59, 1 TD; Williams, 6 for 68; Elliott, 5 for 36; Beasley, 3 for 32; Bryant, 2 for 43; Butler, 1 for 30.

Dallas 17, Denver 42 Sports Authority Field at Mile High, September 17, 2017 Attendance: 76,919

	1	2	3	4	Final
Cowboys.....	0	10	0	7	17
Broncos.....	7	14	14	7	42

DEN -- Sanders 10 pass from Siemian (McManus kick)
 DAL -- Bryant 3 pass from Prescott (Bailey kick)
 DEN -- Anderson 16 pass from Siemian (McManus kick)
 DEN -- Sanders 6 pass from Siemian (McManus kick)
 DAL -- FG Bailey 56
 DEN -- Green 2 pass from Siemian (McManus kick)
 DEN -- Anderson 23 run (McManus kick)
 DAL -- Witten 28 pass from Prescott (Bailey kick)
 DEN -- Talib 103 interception return (McManus kick)

	Cowboys	Broncos
First Downs.....	16	26
Total Net Yards.....	268	380
Net Yards Rushing.....	40	178
Net Yards Passing.....	228	202
Atts-Comps.....	50-30	32-22
Sacked/Yards.....	2-10	2-29
Had Intercepted.....	2	1
Punts-Average.....	5-49.8	3-43.0
Fumbles-Lost.....	0-0	2-1
Penalties-Yards.....	8-69	8-61
Time of Possession.....	26:10	33:50

Rushing

Cowboys -- Prescott, 3 for 24; Elliott, 9 for 8; R. Smith, 2 for 8.
Broncos -- Anderson, 25 for 118, 1 TD; Charles, 9 for 46; Siemian, 5 for 14.

Passing

Cowboys -- Prescott, 30-of-50, 238 yards, 2 TD, 2 INT.
Broncos -- Siemian, 22-of-32, 231 yards, 4 TD, 1 INT.

Receiving

Cowboys -- Witten, 10 for 97, 1 TD; Bryant, 7 for 59, 1 TD; Beasley, 4 for 33; Williams, 4 for 17; Elliott, 4 for 14; Butler, 1 for 18.
Broncos -- Thomas, 6 for 71; Sanders, 6 for 62, 2 TD; Anderson, 3 for 36, 1 TD; Latimer, 2 for 22; Green, 2 for 11, 1 TD; Heuerman, 1 for 15; Fowler, 1 for 8; Charles, 1 for 6.

Dallas 28, Arizona 17 University of Phoenix Stadium, September 26, 2017 Attendance: 65,102

	1	2	3	4	Final
Cowboys	0	7	7	14	28
Cardinals	7	0	7	3	17

ARZ -- Ja. Brown 25 pass from Palmer (Dawson kick)
 DAL -- Prescott 10 run (Bailey kick)
 DAL -- Bryant 15 pass from Prescott (Bailey kick)
 ARZ -- Fitzgerald 15 pass from Palmer (Dawson kick)
 DAL -- Butler 37 pass from Prescott (Bailey kick)
 ARZ -- FG Dawson 37
 DAL -- Elliott 8 run (Bailey kick)

	Cowboys	Cardinals
First Downs.....	15	22
Total Net Yards.....	273	332
Net Yards Rushing.....	99	49
Net Yards Passing.....	174	283
Atts-Comps.....	18-13	48-29
Sacked/Yards.....	1-9	6-42
Had Intercepted.....	0	0
Punts-Average.....	7-44.4	6-45.2
Fumbles-Lost.....	0-0	0-0
Penalties-Yards.....	9-76	6-50
Time of Possession.....	23:45	36:15

Rushing

Cowboys -- Elliott, 22 for 80, 1 TD; Prescott, 3 for 16, 1 TD; Switzer, 1 for 3.
Cardinals -- Ellington, 5 for 22; Johnson, 12 for 17; Palmer, 3 for 7; Williams, 1 for 3.

Passing

Cowboys -- Prescott, 13-of-18, 183 yards, 2 TD, 0 INT.
Cardinals -- Palmer, 29-of-48, 325 yards, 2 TD, 0 INT.

Receiving

Cowboys -- Williams, 3 for 47; Elliott, 3 for 14; Butler, 2 for 90, 1 TD; Bryant, 2 for 12, 1 TD; Brown, 1 for 13; Beasley, 1 for 4; Witten, 1 for 3.
Cardinals -- Fitzgerald, 13 for 149, 1 TD; Ellington, 5 for 59; Gresham, 5 for 47; Ja. Brown, 2 for 27, 1 TD; Golden, 1 for 21; Nikias, 1 for 10; Williams, 1 for 8; Johnson, 1 for 4.

Los Angeles 35, Dallas 30 AT&T Stadium, October 1, 2017 Attendance: 91,869

	1	2	3	4	Final
Rams	3	13	10	9	35
Cowboys.....	3	21	0	6	30

DAL -- FG Bailey 34
 LAR -- FG Zuerlein 49
 DAL -- Elliott 10 pass from Prescott (Bailey kick)
 LAR -- FG Zuerlein 44
 DAL -- Elliott 1 run (Bailey kick)
 LAR -- Kupp 7 pass from Goff (Zuerlein kick)
 DAL -- Butler 10 pass from Prescott (Bailey kick)
 LAR -- FG Zuerlein 44
 LAR -- FG Zuerlein 30
 LAR -- Gurley 53 pass from Goff (Zuerlein kick)
 LAR -- FG Zuerlein 28
 LAR -- FG Zuerlein 43
 DAL -- Hanna 28 pass from Prescott (pass failed)
 LAR -- FG Zuerlein 33

	Rams	Cowboys
First Downs.....	24	22
Total Net Yards.....	412	440
Net Yards Rushing.....	168	189
Net Yards Passing.....	244	251
Atts-Comps.....	36-21	36-20
Sacked/Yards.....	1/11	2/1
Had Intercepted.....	0	0
Punts-Average.....	2-54.0	3-47.0
Fumbles-Lost.....	1-0	1-1
Penalties-Yards.....	7-41	4-45
Time of Possession.....	30:32	29:28

Rushing

Rams -- Gurley, 23 for 121; Austin, 6 for 48; Brown, 1 for 0; Goff, 1 for -1.
Cowboys -- Elliott, 21 for 85, 1 TD; Morris, 2 for 76; Prescott, 3 for 25; Switzer, 1 for 3.

Passing

Rams -- Goff, 21-of-36, 255 yards, 2 TD, 0 INT.
Cowboys -- Prescott, 20-of-36, 252 yards, 3 TD, 1 INT.

Receiving

Rams -- Gurley, 7 for 94, 1 TD; Kupp, 5 for 60, 1 TD; Higbee, 3 for 47; Woods, 2 for 17; Watkins, 1 for 17; Brown, 1 for 14; Everett, 1 for 8; Austin, 1 for -2.
Cowboys -- Bryant, 5 for 98; Elliott, 4 for 54, 1 TD; Williams, 4 for 34; Beasley, 3 for 17; Butler, 2 for 12, 1 TD; Hanna, 1 for 28, 1 TD; Witten, 1 for 9.

Green Bay 35, Dallas 31
AT&T Stadium, October 8, 2017
Attendance: 93,329

	1	2	3	4	Final
Packers.....	6	6	3	20	35
Cowboys.....	7	14	0	10	31

DAL -- Beasley 2 pass from Prescott (Bailey kick)
GB -- Adams 10 pass from Rodgers (Crosby kick failed)
DAL -- Beasley 5 pass from Prescott (Bailey kick)
DAL -- Bryant 10 pass from Prescott (Bailey kick)
GB -- Jones 7 run (Crosby kick failed)
GB -- FG Crosby 22
GB -- Nelson 10 pass from Rodgers (Crosby kick)
DAL -- FG Bailey 43
GB -- Randall 21 Int ret (Rodgers pass att. failed)
DAL -- Prescott 11 run (Bailey kick)
GB -- Adams 12 pass from Rodgers (Crosby kick)

	Packers	Cowboys
First Downs.....	25	26
Total Net Yards.....	342	408
Net Yards Rushing.....	160	163
Net Yards Passing.....	182	245
Atts-Comps.....	29-19	36-25
Sacked/Yards.....	4-39	1-6
Had Intercepted.....	0	1
Punts-Average.....	2-48.5	1-38.0
Fumbles-Lost.....	1-1	3-2
Penalties-Yards.....	6-38	7-70
Time of Possession.....	24:54	35:06

Rushing

Packers -- Jones, 19 for 125, 1 TD; Rodgers, 4 for 32; Ripkowski, 1 for 2; Williams, 1 for 1.

Cowboys -- Elliott, 29 for 116; Prescott, 4 for 37, 1 TD; Morris, 2 for 10.

Passing

Packers -- Rodgers, 19-of-29, 221 yards, 3 TD, 0 INT.

Cowboys -- Prescott, 25-of-36, 251 yards, 3 TD, 1 INT.

Receiving

Packers -- Adams, 7 for 66, 2 TD; Cobb, 4 for 29; Bennett, 3 for 53; Nelson, 2 for 24; 1 TD; Kendrick, 1 for 24; R. Rodgers, 1 for 16; Jones, 1 for 9.

Cowboys -- Witten, 8 for 61; Bryant, 5 for 52, 1 TD; Beasley, 4 for 23, 2 TD; Butler, 2 for 57; Williams, 2 for 14; K. Smith, 2 for 10; R. Smith, 1 for 18; Elliott, 1 for 16.

Dallas 33, Redskins 19
FedEx Field, October 30, 2017
Attendance: 78,428

	1	2	3	4	Final
Cowboys.....	7	7	9	10	33
Redskins.....	10	3	0	6	19

WAS -- FG Rose 38
DAL -- Elliott 13 run (Nugent kick)
WAS -- Kelley 1 run (Rose kick)
WAS -- FG Rose 42
DAL -- Elliott 1 run (Nugent kick)
DAL -- FG Nugent 36
DAL -- FG Nugent 48
DAL -- FG Nugent 27
DAL -- FG Nugent 37
WAS -- Dotson 1 pass from Cousins (kick failed)
DAL -- Jones 21 Int return (Nugent kick)

	Cowboys	Redskins
First Downs.....	18	16
Total Net Yards.....	307	285
Net Yards Rushing.....	169	49
Net Yards Passing.....	138	236
Atts-Comps.....	22-14	39-26
Sacked/Yards.....	2-5	4-27
Had Intercepted.....	0	1
Punts-Average.....	3-45.7	3-46.7
Fumbles-Lost.....	1-1	4-2
Penalties-Yards.....	8-89	5-32
Time of Possession.....	33:19	26:41

Rushing

Cowboys -- Elliott, 33 for 150, 2 TD; Prescott, 3 for 16; Morris, 3 for 3.

Redskins -- Kelley, 8 for 19, 1 TD; Thompson, 4 for 18; Crowder, 2 for 12.

Passing

Cowboys -- Prescott, 14-of-22, 143 yards, 0 TD, 0 INT.

Redskins -- Cousins, 26-of-39, 263 yards, 1 TD, 1 INT.

Receiving

Cowboys -- Bryant, 4 for 39; Witten, 3 for 31; Williams, 2 for 36; Beasley, 2 for 8; Swaim, 1 for 18; Switzer, 1 for 7; Elliott, 1 for 4.

Redskins -- Crowder, 9 for 123; Thompson, 8 for 76; Grant, 5 for 38; Davis, 2 for 20; Reed, 1 for 5; Dotson, 1 for 1, 1 TD.

Dallas 40, San Francisco 10
Levi's Stadium, October 22, 2017
Attendance: 70,133

	1	2	3	4	Final
Cowboys.....	14	6	13	7	40
49ers.....	3	0	0	7	10

DAL -- Elliott 1 run (Bailey kick)
DAL -- Elliott 25 run (Bailey kick)
SF -- FG Gould 42
DAL -- Witten 18 pass from Prescott (pass failed)
DAL -- Elliott 72 pass from Prescott (Heath kick)
DAL -- Prescott 2 run (PAT failed)
DAL -- Bryant 2 pass from Prescott (Heath kick)
SF -- Beathard 4 run (Gould kick)

Cowboys**49ers**

First Downs.....	27	23
Total Net Yards.....	501	290
Net Yards Rushing.....	265	103
Net Yards Passing.....	236	187
Atts-Comps.....	27-17	38-22
Sacked/Yards.....	0/0	5/48
Had Intercepted.....	0	0
Punts-Average.....	3-47.3	4-45.0
Fumbles-Lost.....	0-0	4-3
Penalties-Yards.....	5-36	2-22
Time of Possession.....	32:50	27:10

Rushing

Cowboys -- Elliott, 26 for 147, 2 TD; Smith, 8 for 61; Prescott, 4 for 26, 1 TD; Morris, 2 for 15; Rush, 2 for 13; Switzer, 1 for 3.

49ers -- Hyde, 14 for 68; Beathard, 5 for 30, 1 TD; Breida, 3 for 5.

Passing

Cowboys -- Prescott, 16-of-25, 234 yards, 3 TD, 0 INT; Rush, 1-of-2, 2 yards.

49ers -- Beathard, 22-of-38, 235 yards, 0 TD, 0 INT.

Receiving

Cowboys -- Bryant, 7 for 63, 1 TD; Witten, 4 for 54, 1 TD; Elliott, 1 for 72, 1 TD; Beasley, 1 for 24; Morris, 1 for 9; Swaim, 1 for 7; Smith, 1 for 5; Switzer, 1 for 2.

49ers -- Garcon, 5 for 49; Taylor, 5 for 39; Goodwin, 4 for 80; Hyde, 4 for 20; Kittle, 1 for 16; Robinson, 1 for 15; Celek, 1 for 11; Hikutini, 1 for 5.

Dallas 28, Chiefs 17
AT&T Stadium, November 5, 2017
Attendance: 93,273

	1	2	3	4	Final
Chiefs.....	0	10	7	0	17
Cowboys.....	7	7	7	7	28

DAL -- Beasley 6 pass from Prescott (Nugent kick)
KC -- FG Butker 38
DAL -- Prescott 10 run (Nugent kick)
KC -- Hill 56 pass from Smith (Butker kick)
KC -- Kelce 2 pass from Smith (Butker kick)
DAL -- Elliott 2 run (Nugent kick)
DAL -- Beasley 7 pass from Prescott (Nugent kick)

Chiefs**Cowboys**

First Downs.....	17	24
Total Net Yards.....	323	375
Net Yards Rushing.....	68	131
Net Yards Passing.....	255	244
Atts-Comps.....	34-25	33-21
Sacked/Yards.....	2/8	1/5
Had Intercepted.....	0	0
Punts-Average.....	5-46.2	5-39.0
Fumbles-Lost.....	0-0	0-0
Penalties-Yards.....	8-52	5-65
Time of Possession.....	28:43	31:17

Rushing

Chiefs -- Hunt, 9 for 37; Smith, 5 for 19; Hill, 4 for 9; West, 1 for 3.

Cowboys -- Elliott, 27 for 93, 1 TD; Prescott, 3 for 27, 1 TD; Morris, 1 for 11.

Passing

Chiefs -- Smith, 25-of-34, 263 yards, 2 TD, 1 INT.

Cowboys -- Prescott, 21-of-33, 249 yards, 2 TD, 0 INT.

Receiving

Chiefs -- Kelce, 7 for 73, 1 TD; West, 5 for 30; Hunt, 4 for 24; Thomas, 3 for 41; Hill, 2 for 64, 1 TD; Robinson, 2 for 18; Chesson, 1 for 10; Travis, 1 for 3.
Cowboys -- Williams, 9 for 141; Bryant, 6 for 73; Beasley, 4 for 24, 2 TD; Butler, 1 for 6; Witten, 1 for 5.

Dallas 7, Atlanta 27
Mercedes-Benz Stadium, November 12, 2017
Attendance: 73,761

	1	2	3	4	Final
Cowboys.....	7	0	0	0	7
Falcons.....	3	7	7	10	27

DAL -- Prescott 11 run (Nugent kick)
 ATL -- FG Bryant 50
 ATL -- Coleman 1 run (Bryant kick)
 ATL -- Hardy 3 pass from Ryan (Bryant kick)
 ATL -- Hooper 1 pass from Ryan (Bryant kick)
 ATL -- FG Bryant 29

	Cowboys	Falcons
First Downs.....	18	22
Total Net Yards.....	233	336
Net Yards Rushing.....	107	132
Net Yards Passing.....	126	204
Atts-Comps.....	30-20	29-22
Sacked/Yards.....	8/50	1/11
Had Intercepted.....	0	1
Punts-Average.....	4-42.5	2-42.5
Fumbles-Lost.....	2-3	0-0
Penalties-Yards.....	5-54	5-35
Time of Possession.....	27:54	32:06

Rushing
Cowboys -- Morris, 11 for 53; Prescott, 6 for 42, 1 TD; R. Smith, 3 for 14; McFadden, 1 for -2.
Falcons -- T. Coleman, 20 for 83, 1 TD; Ward, 9 for 23; Gabriel, 1 for 15; D. Coleman, 2 for 8; Freeman, 2 for 3.

Passing
Cowboys -- Prescott, 20-of-30, 176 yards, 0 TD, 0 INT.
Falcons -- Roethlisberger, 22-of-29, 215 yards, 2 TD, 1 INT.

Receiving
Cowboys -- Witten, 7 for 59; Bryant, 4 for 39; R. Smith, 4 for 15; Beasley, 2 for 23; Butler, 1 for 30; Williams, 1 for 9; K. Smith, 1 for 1.
Falcons -- Jones, 6 for 57; Hooper, 6 for 49, 1 TD; Gabriel, 3 for 58; Sanu, 3 for 29; Hardy, 2 for 7, 1 TD; Toilolo, 1 for 10; Coleman, 1 for 5.

Dallas 6, Los Angeles 28
AT&T Stadium, November 23, 2017
Attendance: 93,012

	1	2	3	4	Final
Chargers.....	0	3	13	12	28
Cowboys.....	0	0	0	6	6

LAC -- FG Novak 22
 LAC -- Henry 3 pass from Rivers (kick failed)
 LAC -- Ty. Williams 27 pass from Rivers (Kaser kick)
 DAL -- R. Smith 2 run (pass failed)
 DAL -- Allen 42 pass from Rivers (kick failed)
 LAC -- King 90 Int return (kick failed)

	Chargers	Cowboys
First Downs.....	25	14
Total Net Yards.....	515	247
Net Yards Rushing.....	81	79
Net Yards Passing.....	434	168
Atts-Comps.....	33-27	27-20
Sacked/Yards.....	0-0	2-11
Had Intercepted.....	0	2
Punts-Average.....	0-0.0	5-41.6
Fumbles-Lost.....	0-0	0-0
Penalties-Yards.....	5-56	7-60
Time of Possession.....	36:05	23:55

Rushing
Chargers -- Gordon, 21 for 65; Ekeler, 6 for 15; Benjamin, 1 for 6; Rivers, 5 for -5.
Cowboys -- R. Smith, 9 for 41, 1 TD; Morris, 9 for 36; Williams, 1 for 6; Switzer, 1 for -4.

Passing
Chargers -- Rivers, 27-of-33, 434 yards, 3 TD, 0 INT.
Cowboys -- Prescott, 20-of-27, 179 yards, 0 TD, 2 INT.

Receiving
Chargers -- Allen, 11 for 172, 1 TD; Henry, 5 for 76, 1 TD; Ekeler, 3 for 55; Benjamin, 3 for 50; Gordon, 3 for 23; Ty. Williams, 2 for 58, 1 TD.
Cowboys -- Witten, 7 for 44; Williams, 4 for 54; Bryant, 3 for 37; Beasley, 2 for 19; R. Smith, 2 for 7; Morris, 1 for 13; Butler, 1 for 5.

Dallas 9, Philadelphia 37
AT&T Stadium, November 19, 2017
Attendance: 93,247

	1	2	3	4	Final
Eagles.....	7	0	16	14	37
Cowboys.....	6	3	0	0	9

DAL -- FG Nugent 48
 PHI -- Barner 4 run (Elliott kick)
 DAL -- FG Nugent 27
 DAL -- FG Nugent 47
 PHI -- Clement 11 run (run good)
 PHI -- Smith 11 pass from Wentz (pass good)
 PHI -- Jeffery 17 pass from Wentz (pass failed)
 PHI -- Bradham 37 fumble return (pass good)

	Eagles	Cowboys
First Downs.....	17	14
Total Net Yards.....	383	225
Net Yards Rushing.....	215	112
Net Yards Passing.....	168	113
Atts-Comps.....	27-14	32-18
Sacked/Yards.....	0-0	4-32
Had Intercepted.....	0	3
Punts-Average.....	6-45.8	5-46.8
Fumbles-Lost.....	0-0	1-1
Penalties-Yards.....	3-30	2-10
Time of Possession.....	29:29	30:31

Rushing
Eagles -- Ajayi, 7 for 91; Blount, 13 for 57; Clement, 6 for 50, 1 TD; Wentz, 6 for 13; Barner, 1 for 4, 1 TD.
Cowboys -- Morris, 17 for 91; R. Smith, 8 for 11; Prescott, 2 for 10.

Passing
Eagles -- Flacco, 14-of-27, 168 yards, 2 TD, 0 INT.
Cowboys -- Prescott, 18-of-31, 145 yards, 0 TD, 3 INT; Rush, 0-of-1, 0 yards, 0 TD, 0 INT.

Receiving
Eagles -- Jeffery, 4 for 67, 1 TD; Smith, 3 for 28, 1 TD; Ertz, 2 for 8; Celek, 1 for 26; Barner, 1 for 22; Ajayi, 1 for 10; Hollins, 1 for 7; Agholor, 1 for -2.
Cowboys -- Bryant, 8 for 63; Williams, 4 for 35; Butler, 2 for 19; Beasley, 2 for 7; Brown, 1 for 14; Witten, 1 for 7.

Dallas 38, Washington 14
AT&T Stadium, November 30, 2017
Attendance: 91,712

	1	2	3	4	Final
Redskins.....	0	7	0	7	14
Cowboys.....	0	17	0	21	38

DAL -- Witten 8 pass from Prescott (Bailey kick)
 DAL -- FG Bailey 24
 DAL -- Switzer 83 punt return (Bailey kick)
 WAS -- Grant 20 pass from Cousins (Rose kick)
 DAL -- Bryant 13 pass from Prescott (Bailey kick)
 WAS -- Doctson 14 pass from Cousins (Rose kick)
 DAL -- Morris 1 run (Bailey kick)
 DAL -- R. Smith 1 run (Bailey kick)

	Redskins	Cowboys
First Downs.....	15	21
Total Net Yards.....	280	275
Net Yards Rushing.....	56	182
Net Yards Passing.....	224	93
Atts-Comps.....	37-26	22-11
Sacked/Yards.....	4/27	1/9
Had Intercepted.....	2	0
Punts-Average.....	5-42.6	5-42.2
Fumbles-Lost.....	2-1	0-0
Penalties-Yards.....	7-43	3-25
Time of Possession.....	27:32	32:28

Rushing
Redskins -- Perine, 12 for 38; Marshall, 4 for 12; Cousins, 3 for 6.
Cowboys -- Morris, 27 for 127, 1 TD; Prescott, 5 for 28; R. Smith, 10 for 27, 1 TD.

Passing
Redskins -- Cousins, 26-of-37, 251 yards, 2 TD, 2 INT.
Cowboys -- Prescott, 11-of-22, 102 yards, 2 TD, 0 INT.

Receiving
Redskins -- Grant, 5 for 76, 1 TD; Crowder, 5 for 67; Marshall, 5 for 24; Perine, 3 for 31; Doctson, 3 for 26, 1 TD; Paul, 3 for 12; Davis, 2 for 15.
Cowboys -- Bryant, 5 for 61, 1 TD; Williams, 2 for 21; Beasley, 2 for 14; Witten, 1 for 8, 1 TD; Brown, 1 for -2.

Dallas 30, N.Y. Giants 10
MetLife Stadium, December 10, 2017
Attendance: 78,125

	1	2	3	4	Final
Cowboys.....	3	7	0	20	30
Giants.....	0	10	0	0	10

DAL -- FG Bailey 21
NYG -- FG Rosas 39
NYG -- Ellison 1 pass from Manning (Rosas kick)
DAL -- Bryant 50 pass from Prescott (Bailey kick)
DAL -- Witten 20 pass from Prescott (Bailey kick)
DAL -- R. Smith 81 pass from Prescott (Bailey kick failed)
DAL -- R. Smith 15 run (Bailey kick)

	Cowboys	Giants
First Downs.....	19	21
Total Net Yards.....	454	330
Net Yards Rushing.....	122	102
Net Yards Passing.....	332	228
Atts-Comps.....	30-20	46-31
Sacked/Yards.....	0/0	0/0
Had Intercepted.....	0	2
Punts-Average.....	4-47.5	8-43.4
Fumbles-Lost.....	0-0	1-0
Penalties-Yards.....	8-51	7-69
Time of Possession.....	27:07	32:53

Rushing
Cowboys -- Morris, 19 for 62; R. Smith, 6 for 47, 1 TD; Prescott, 6 for 13.
Giants -- Gallman, 12 for 59; Darkwa, 10 for 29; Vereen, 6 for 23; Shepard, 1 for -9.

Passing
Cowboys -- Prescott, 20-of-30, 332 yards, 3 TD, 0 INT
Giants -- Manning, 31-of-46, 228 yards, 1 TD, 2 INT

Receiving
Cowboys -- R. Smith, 5 for 113, 1 TD; Bryant, 3 for 73, 1 TD; Beasley, 3 for 59; Williams, 3 for 25; Morris, 3 for 23; Witten, 1 for 20, 1 TD; Hanna, 1 for 16; K. Smith, 1 for 3.
Giants -- Lewis, 7 for 46; Gallman, 7 for 40; Ingram, 4 for 54; Ellison, 4 for 20, 1 TD; Vereen, 3 for 24; Shepard, 2 for 16; Darkwa, 2 for 15; Powe, 2 for 13.

Dallas 12, Seattle 21
AT&T Stadium, December 24, 2017
Attendance: 92,150

	1	2	3	4	Final
Seahawks.....	0	7	7	7	21
Cowboys.....	0	9	3	0	12

DAL -- FG Bailey 34
DAL -- FG Bailey 51
SEA -- Graham 3 pass from Wilson (Walsh kick)
DAL -- FG Bailey 51
SEA -- Coleman 30 Int return (Walsh kick)
DAL -- FG Bailey 39
SEA -- Baldwin 6 pass from Wilson (Walsh kick)

	Seahawks	Cowboys
First Downs.....	15	21
Total Net Yards.....	136	283
Net Yards Rushing.....	76	128
Net Yards Passing.....	60	155
Atts-Comps.....	21-14	34-21
Sacked/Yards.....	3-33	4-27
Had Intercepted.....	0	2
Punts-Average.....	7-46.1	2-50.0
Fumbles-Lost.....	1-0	1-1
Penalties-Yards.....	11-142	7-75
Time of Possession.....	27:10	32:50

Rushing
Seahawks -- Wilson, 9 for 29; Davis, 15 for 25; Rawls, 5 for 20; Lockett, 1 for 2.
Cowboys -- Elliott, 24 for 97; Prescott, 4 for 21; R. Smith, 2 for 10.

Passing
Seahawks -- Wilson, 14-of-21, 93 yards, 2 TD, 0 INT.
Cowboys -- Prescott, 21-of-34, 182 yards, 0 TD, 2 INT.

Receiving
Seahawks -- Baldwin, 4 for 35, 1 TD; Davis, 4 for 18; Richardson, 2 for 21; L. Wilson, 2 for 9; Lockett, 1 for 7; Graham, 1 for 3, 1 TD.
Cowboys -- Witten, 5 for 39; Williams, 4 for 43; Elliott, 4 for 21; Bryant, 3 for 44; R. Smith, 3 for 23; Beasley, 2 for 12.

Dallas 20, Oakland 17
Oakland Alameda-County Coliseum, December 17, 2017
Attendance: 55,372

	1	2	3	4	Final
Cowboys.....	3	7	7	3	20
Raiders.....	0	0	10	7	17

DAL -- FG Bailey 45
DAL -- R. Smith 1 run (Bailey kick)
OAK -- Crabtree 2 pass from Carr (Tavecchio kick)
OAK -- FG Tavecchio 39
DAL -- Prescott 5 run (Bailey kick)
OAK -- Crabtree 2 pass from Carr (Tavecchio kick)
DAL -- FG Bailey 19

	Cowboys	Raiders
First Downs.....	21	19
Total Net Yards.....	330	293
Net Yards Rushing.....	126	122
Net Yards Passing.....	204	171
Atts-Comps.....	27-18	38-21
Sacked/Yards.....	2-8	0-0
Had Intercepted.....	2	0
Punts-Average.....	2-43.0	4-45.5
Fumbles-Lost.....	0-0	4-1
Penalties-Yards.....	7-100	14-105
Time of Possession.....	32:20	27:40

Rushing
Cowboys -- Morris, 16 for 61; Prescott, 6 for 32, 1 TD; C. Jones, 1 for 24; R. Smith, 7 for 13, 1 TD; Bryant, 1 for -4.
Raider -- Lynch, 16 for 76; Carr, 4 for 47; Washington, 2 for 3; Patterson, 1 for -4.

Passing
Cowboys -- Prescott, 18-of-27, 212 yards, 0 TD, 2 INT.
Raiders -- Carr, 21-of-38, 171 yards, 2 TD, 0 INT.

Receiving
Cowboys -- Witten, 4 for 47; R. Smith, 3 for 21; Williams, 3 for 19; Bryant, 2 for 59; Hanna, 1 for 31; Beasley, 1 for 15; K. Smith, 1 for 12; Brown, 1 for 8.
Raiders -- Crabtree, 7 for 39, 2 TD; Roberts, 3 for 52; Lynch, 3 for 16; Richard, 2 for 21; Cook, 2 for 17; Washington, 2 for 16; Patterson, 1 for 7; L. Smith, 1 for 3.

Dallas 6, Philadelphia 0
Lincoln Financial Field, December 31, 2017
Attendance: 69,596

	1	2	3	4	Final
Cowboys.....	0	0	0	6	6
Eagles.....	0	0	0	0	0

DAL -- Butler 20 pass from Prescott (kick failed)

	Cowboys	Eagles
First Downs.....	16	12
Total Net Yards.....	301	219
Net Yards Rushing.....	129	70
Net Yards Passing.....	172	149
Atts-Comps.....	30-17	34-23
Sacked/Yards.....	1/7	3/24
Had Intercepted.....	0	1
Punts-Average.....	8-44.5	7-42.7
Fumbles-Lost.....	1-1	3-1
Penalties-Yards.....	7-64	7-49
Time of Possession.....	30:05	29:55

Rushing
Cowboys -- Elliott, 27 for 103; Prescott, 2 for 16; Williams, 1 for 9; Morris, 2 for 1.
Eagles -- Blount, 9 for 37; Sudfield, 1 for 22; Agholor, 1 for 7; Smallwood, 4 for 6; Barner, 1 for -2.

Passing
Cowboys -- Prescott, 17-of-30, 179 yards, 1 TD, 0 INT.
Eagles -- Sudfield, 19-of-23, 134 yards, 0 TD, 0 INT; Foles, 4-of-11, 39 yards, 0 TD, 1 INT.

Receiving
Cowboys -- Switzer, 4 for 32; Elliott, 3 for 38; Bryant, 3 for 24; Butler, 2 for 50, 1 TD; Witten, 2 for 17; Williams, 2 for 5; Hanna, 1 for 13.
Eagles -- Hollins, 3 for 25; Smallwood, 3 for 24; Johnson, 3 for 23; Celek, 3 for 13; Agholor, 3 for 11; Ertz, 2 for 24; Gibson, 2 for 11; Barner, 1 for 14; Blount, 1 for 11; Burton, 1 for 9; Jeffery, 1 for 8.

STAFF

PLAYERS




2017 SEASON

RECORDS

PLAYOFF
RECORDS

HISTORY

SIDELINES





RECORDS

Cowboys All-Time Leaders

RUSHING (yards)

PLAYER	ATT.	YARDS	AVG.	LONG	TD
1. Smith, Emmitt (1990-2002).....	4,052	17,162	4.2	75t	153
2. Dorsett, Tony (1977-87).....	2,755	12,036	4.4	99t	72
3. Perkins, Don (1961-68).....	1,500	6,217	4.2	59	42
4. Hill, Calvin (1969-74).....	1,166	5,009	4.3	55	39
5. Newhouse, Robert (1972-83).....	1,160	4,784	4.1	54	31
6. Murray, DeMarco (2011-14).....	934	4,526	4.9	91t	28
7. Barber, Marion (2005-10).....	1,042	4,358	4.2	54	47
8. Garrison, Walt (1966-74).....	899	3,886	4.3	41	30
9. Walker, Herschel (1986-89, 1996-97).....	818	3,491	4.3	84t	27
10. Jones, Julius (2004-07).....	885	3,484	3.9	77t	18
11. Jones, Felix (2008-12).....	569	2,728	4.8	60t	11
12. Elliott, Ezekiel (2016-17).....	564	2,614	4.6	60t	22
13. Staubach, Roger (1969-79).....	410	2,264	5.5	33t	20
14. Springs, Ron (1979-84).....	604	2,180	3.6	46t	28
15. Marsh, Amos (1961-64).....	427	2,065	4.8	71	14

RECEIVING (yards)

PLAYER	REC.	YARDS	AVG.	LONG	TD
1. Witten, Jason (2003-17).....	1,152	12,448	10.8	69	68
2. Irvin, Michael (1988-99).....	750	11,904	15.9	87t	65
3. Hill, Tony (1977-86).....	479	7,988	16.7	75t	51
4. Pearson, Drew (1973-83).....	489	7,822	16.0	67	48
5. Bryant, Dez (2010-17).....	531	7,459	14.0	85t	73
6. Hayes, Bob (1965-74).....	365	7,295	20.0	95t	71
7. Clarke, Frank (1960-67).....	281	5,214	18.6	80t	50
8. Austin, Miles (2006-13).....	301	4,481	14.9	69t	34
9. Cosbie, Doug (1979-88).....	300	3,728	12.4	61t	30
10. Owens, Terrell (2006-08).....	235	3,587	15.3	75t	38
11. Novacek, Jay (1990-96).....	339	3,576	10.5	49	22
12. DuPree, Billy Joe (1973-83).....	267	3,565	13.4	42t	41
13. Rentzel, Lance (1967-70).....	183	3,521	19.2	86t	31
14. Dorsett, Tony (1977-87).....	382	3,432	9.0	91t	13
15. Glenn, Terry (2003-07).....	208	3,337	16.0	71t	20

PASSING (rating - min. 1500 att.)

PLAYER	ATT.	COMP.	PCT.	YARDS	TD	INT	LONG	RATING
1. Romo, Tony (2003-16).....	4,335	2,829	65.3	34,183	248	117	85t	97.1
2. Staubach, Roger (1969-79) ..	2,958	1,685	57.0	22,700	153	109	91t	83.4
3. White, Danny (1976-88).....	2,950	1,761	59.7	21,959	155	132	80t	81.7
4. Aikman, Troy (1989-2000).....	4,715	2,898	61.5	32,942	165	141	90t	81.6
5. Meredith, Don (1960-68).....	2,308	1,170	50.7	17,199	135	111	95t	74.8

SCORING

PLAYER	TD	2PT	PAT	FG	TP
1. Smith, Emmitt (1990-2002).....	164	1	-	-	986
2. Septien, Rafael (1978-86).....	-	-	388	162	874
3. Bailey, Dan (2011-17).....	-	-	276	186	834
4. Dorsett, Tony (1977-87).....	86	-	-	-	516
5. Hayes, Bob (1965-74).....	76	-	-	-	456
6. Bryant, Dez (2010-17).....	75	1	-	-	452
7. Witten, Jason (2003-17).....	68	2	-	-	412
8. Irvin, Michael (1988-99).....	65	1	-	-	392
9. Clark, Mike (1968-71, 73).....	-	-	180	69	387
10. Boniol, Chris (1994-96).....	-	-	118	81	361

FIELD GOAL PCT. (min. 75 made)

PLAYER	ATT.	MADE	PCT.	LONG
1. Bailey, Dan (2011-17).....	186	211	.882	56
2. Boniol, Chris (1994-96).....	93	81	.871	52
3. Cunningham, Richie (1997-99).....	94	75	.798	54
4. Septien, Rafael (1978-86).....	226	162	.717	53

PUNTING (net, min. 300)

PLAYER	NO.	YDS.	AVG.	TB	IN20	LONG	BLK	NET
1. Jones, Chris (2011-17).....	349	15,707	45.0	19	147	66	3	40.6
2. McBriar, Mat (2004-11).....	494	22,369	45.3	54	175	75	3	38.1
3. Gowin, Toby (1997-99, 2003).....	338	14,099	41.7	41	106	72	1	35.5
4. Saxon, Mike (1985-92).....	591	24,542	41.5	68	166	64	4	34.8
5. White, Danny (1976-88).....	612	24,571	40.1	74	144	73	5	34.1

INTERCEPTIONS

PLAYER	NO.	YARDS	AVG.	LONG	TD
1. Renfro, Mel (1964-77).....	52	626	12.0	90t	3
2. Walls, Everson (1981-89).....	44	391	8.9	37	0
3. Waters, Charlie (1970-78, 80-81).....	41	584	14.2	56	2
4. Thurman, Dennis (1978-85).....	36	562	15.6	96t	4
5. Downs, Michael (1981-88).....	34	433	12.7	31	1
Green, Cornell (1962-74).....	34	552	16.2	59	2
7. Jordan, Lee Roy (1963-76).....	32	472	14.8	49t	3
Newman, Terence (2003-11).....	32	345	10.8	70	3
9. Harris, Cliff (1970-79).....	29	281	9.7	60	1
10. Howley, Chuck (1961-73).....	24	395	16.5	58	2
11. Woodson, Darren (1992-2003).....	23	271	11.8	94t	2
12. Bishop, Don (1960-65).....	22	364	16.5	57	0
13. Gaechter, Mike (1962-69).....	21	420	20.0	100t	1
14. Williams, Roy (2002-08).....	19	307	16.2	86t	3
Smith, Kevin (1992-99).....	19	190	10.0	32t	1

TACKLES

PLAYER	NO.	PLAYER	NO.
1. Woodson, Darren (1992-03).....	1,350	10. Downs, Michael (1981-88).....	820
2. Jordan, Lee Roy (1963-76).....	1,236	11. Ware, DeMarcus (2005-13).....	710
3. White, Randy (1975-88).....	1,104	12. Bates, Bill (1983-97).....	701
4. Coakley, Dexter (1997-04).....	1,046	13. Jeffcoat, Jim (1983-94).....	698
5. Jones, Ed (1974-78, 1980-89).....	1,032	14. Tolbert, Tony (1989-97).....	684
6. Breunig, Bob (1975-84).....	1,016	15. Nguyen, Dat (1999-05).....	665
7. James, Bradie (2003-11).....	1,009	16. Hegman, Mike (1976-88).....	649
8. Lockhart, Eugene (1984-90).....	897	Walls, Everson (1981-89).....	649
9. Lee, Sean (2010-17).....	824	* Tackles are based off of coaching film	

SACK LEADERS

PLAYER	NO.	PLAYER	NO.
1. Ware, DeMarcus (2005-13).....	117.0	9. Ellis, Greg (1998-08).....	77.0
2. Martin, Harvey (1973-83).....	114.0	10. Cole, Larry (1968-80).....	60.0
3. White, Randy (1975-88).....	111.0	11. Tolbert, Tony (1989-97).....	59.0
4. Jones, Ed (1974-78, 1980-89).....	106.0	12. Haley, Charles (1992-96).....	34.0
5. Andrie, George (1962-72).....	97.0	13. Spencer, Anthony (2007-14).....	33.0
6. Pugh, Jethro (1965-78).....	95.5	14. Toomay, Pat (1970-74).....	31.5
7. Jeffcoat, Jim (1983-94).....	94.5	15. Ratliff, Jay (2005-13).....	27.0
8. Lilly, Bob (1961-74).....	94.0	*Sacks did not become an official stat until 1982.	

SPECIAL TEAMS TACKLE LEADERS

PLAYER	NO.	PLAYER	NO.
1. Bates, Bill (1983-97).....	216	9. Burnett, Kevin (2005-08)	64
2. Woodson, Darren (1992-2003).....	134	Davis, Billy (1995-98)	64
3. Davis, Keith (2002, 2004-08).....	97	11. Coakley, Dexter (1997-2004)	62
4. Williams, Charlie (1995-2000).....	81	12. Hellestrae, Dale (1990-2000)	61
5. Gant, Kenneth (1990-94).....	77	13. Schwantz, Jim (1994-96)	60
6. McCray, Danny (2010-13, 15).....	78	14. Reese, Izell (1998-2001)	57
7. Hurd, Sam (2006-10).....	72	15. Watkins, Patrick (2006-09)	56
8. Marion, Brock (1993-97).....	70	* Special teams tackles since 1988	

*Current Players in **Bold**

PUNT RETURNS (avg. - min. 75 returns)

	PLAYER	NO.	YARDS	AVG.	LONG	TD
1.	Sanders, Deion (1995-99).....	89	1,184	13.3	83t	4
2.	Hayes, Bob (1965-74).....	104	1,158	11.1	90	3
3.	Harris, Dwayne (2011-14).....	87	965	11.1	86t	2
4.	Martin, Kelvin (1987-92, 1996).....	179	1,803	10.1	85t	3
5.	Williams, Kevin (1993-96).....	95	913	9.6	83t	3
6.	Crayton, Patrick (2004-09).....	111	1,066	9.6	82t	2
7.	Johnson, Butch (1976-83).....	146	1,313	9.0	55	0
8.	Jones, James (1980-82, 1984-85).....	87	736	8.5	52	0
9.	Renfro, Mel (1964-77).....	109	842	7.7	69t	1

KICKOFF RETURNS (avg. - min. 75 returns)

	PLAYER	NO.	YARDS	AVG.	LONG	TD
1.	Harris, Dwayne (2011-14).....	77	2,040	26.5	90	0
2.	Renfro, Mel (1964-77).....	85	2,246	26.4	100t	2
3.	Walker, Herschel (1986-89, 1996-97)....	77	1,946	25.3	89	0
4.	Thompson, Tyson (2005-07).....	98	2,416	24.7	72	0
5.	Austin, Miles (2006-13).....	89	2,146	24.1	60	0
6.	Swinton, Reggie (2001-03).....	87	2,089	24.0	100t	1
7.	Williams, Kevin (1993-96).....	144	3,416	23.7	87t	1
8.	Johnson, Butch (1976-83).....	79	1,832	23.2	74	0
9.	Dixon, James (1989-91).....	101	2,315	22.9	97t	1
10.	Clack, Darryl (1986-89).....	83	1,802	21.7	51	0

COMBINED YARDAGE

	PLAYER	TOTAL	RUSH	REC.	INT. RET.	PUNT RET.	KICK RET.	FUM. RET.
1.	Smith, Emmitt (1990-2002).....	20,174	17,162	3,012	0	0	0	0
2.	Dorsett, Tony (1977-87).....	15,501	12,036	3,432	0	0	0	33
3.	Witten Jason (2003-17).....	12,448	0	12,448	0	0	0	0
4.	Irvin, Michael (1988-99).....	11,910	6	11,904	0	0	0	0
5.	Hayes, Bob (1965-74).....	9,104	70	7,295	0	1,158	581	0
6.	Hill, Tony (1977-86).....	8,436	84	7,988	0	268	96	0
7.	Dez Bryant (2010-17).....	8,188	-3	7,459	0	384	348	0
8.	Pearson, Drew (1973-83).....	8,180	190	7,822	0	13	155	0



Emmitt Smith, the NFL's all-time leading rusher (18,355 yards), also holds the Dallas Cowboys all-time combined yardage record (20,174).

COWBOYS OFFENSE YEAR-BY-YEAR

YEAR	1ST DOWNS				NET OFFENSE			RUSHING		PASSING			PENALTIES		FUMBLES		POINTS		NFC RANK		NFL RANK	
	TOTAL	RUSH	PASS	PEN	YDS-PLYS	YDS-ATT	NET	SACKS	GROSS	ATT	COMP	INT	NO-YDS	NO-LOST	TDs				TOT-RU-PA		TOT-RU-PA	
1960	180	57	105	18	3,153-698	1,049-311	2,104	33/284	2,388	354	163	33	62-600	21-17	23	177					12-13-5	
1961	239	100	130	9	4,480-863	1,819-414	2,661	27/257	1,819	422	215	27	47-427	46-21	29	236					8-10-6	
1962	246	101	136	9	4,912-843	2,040-434	2,872	29/243	3,115	380	200	17	62-639	32-19	51	398					2-3-7	
1963	248	105	132	11	4,263-839	1,795-420	2,468	44/331	2,799	375	200	21	67-627	29-15	40	305					9-6-9	
1964	230	89	119	22	3,704-893	1,691-421	2,031	68/503	2,516	404	192	24	97-952	39-19	30	250					14-8-13	
1965	211	87	108	16	3,995-833	1,608-416	2,387	55/369	2,756	362	168	18	78-710	31-17	40	325					10-8-9	
1966	287	124	139	24	5,145-926	2,122-471	3,023	42/308	3,331	413	214	14	83-824	23-10	56	445					1-2-1	
1967	261	109	141	11	4,699-936	1,900-477	2,799	42/294	3,093	417	210	28	81-785	25-13	45	342					5-5-6	
1968	297	135	143	19	5,117-913	2,071-480	3,026	34/269	3,295	399	217	18	77-751	21-15	54	431					1-2-1	
1969	275	133	125	17	5,122-931	2,276-532	2,846	44/366	3,212	355	189	18	81-840	28-12	44	369					1-1-4	
1970	229	119	95	15	4,449-858	2,300-522	2,149	39/296	2,445	297	149	16	87-934	29-12	35	299					3-1-16	
1971	288	135	144	9	5,035-905	2,249-512	2,786	32/251	3,037	361	206	14	94-952	30-21	50	406					1-3-1	
1972	256	118	126	12	4,466-897	2,124-499	2,342	31/238	2,580	367	196	23	90-841	27-15	36	319					6-9-8	
1973	281	139	127	15	4,751-906	2,418-542	2,333	43/269	2,602	321	192	16	83-762	25-12	46	382					4-5-7	
1974	295	147	129	19	4,983-974	2,454-542	2,529	47/327	2,856	385	206	15	86-703	31-16	38	297					1-1-3	
1975	288	132	142	14	5,025-986	2,432-571	2,593	39/242	2,835	376	207	17	94-715	25-18	41	350					3-5-4	
1976	269	111	140	18	4,884-958	2,147-538	2,737	30/230	2,967	390	222	13	94-761	26-16	34	296					2-6-2	
1977	272	118	136	18	4,812-969	2,369-564	2,443	33/246	2,689	372	215	10	106-865	26-14	42	345					1-3-2	
1978	342	146	167	29	5,959-1,107	2,783-625	3,176	33/229	3,405	449	251	17	96-816	36-18	48	384					1-1-2	
1979	339	122	195	22	5,968-1,122	2,375-578	3,593	41/290	3,883	503	287	13	100-845	33-21	45	371					1-7-2	
1980	337	143	171	23	5,468-1,075	2,346-594	3,104	31/252	3,356	449	265	25	107-908	27-14	60	454					5-5-9	
1981	321	137	158	26	5,880-1,100	2,711-630	3,169	31/245	3,414	439	241	15	103-839	45-20	40	367					2-2-7	
1982	180	70	99	11	3,199-579	1,313-296	1,886	25/264	2,150	258	160	14	42-304	29-12	28	226					2-1-6	
1983	342	109	205	28	5,959-1,110	2,117-519	3,842	37/314	4,156	554	346	25	99-847	30-14	59	479					4-9-2	
1984	323	93	202	28	5,320-1,121	1,714-469	3,606	48/389	3,995	604	322	26	100-947	35-17	34	308					7-12-4	
1985	336	95	208	33	5,602-1,093	1,741-462	3,861	44/375	4,236	587	344	25	100-759	29-16	43	357					4-9-1	
1986	325	98	199	28	5,474-1,054	1,969-447	3,505	60/498	4,003	547	319	24	111-931	44-17	43	346					4-8-4	
1987	293	93	176	24	5,056-1,017	1,865-465	3,191	52/403	3,594	500	288	20	131-1,091	30-20	38	340					5-9-5	
1988	311	112	175	24	5,483-1,059	1,995-469	3,488	35/239	3,727	555	307	27	141-1,148	22-13	32	265					6-7-5	
1989	246	78	145	23	4,294-896	1,409-355	2,885	30/239	3,124	513	266	27	100-771	29-15	25	204					14-12-13	
																					27-24-27	

SIDELINES				HISTORY				PLAYOFF RECORDS				OFFENSE YEAR-BY-YEAR				2017 SEASON				PLAYERS				STAFF	
YEAR	1ST DOWNS		PEN	NET OFFENSE		RUSHING	NET	PASSING		COMP	INT	PENALTIES	FUMBLES	TDs	POINTS	NFC RANK	TOT-RU-PA	NFC RANK	TOT-RU-PA	NFL RANK	TOT-RU-PA	NFL RANK	TOT-RU-PA	NFL RANK	TOT-RU-PA
	TOTAL	RUSH	PASS	YDS-PLYS	YDS-ATT	YDS-ATT	SACKS	GROSS	ATT																
1990	250	88	135	27	4,081-991	1,500-393	2,581	43/317	2,898	475	254	24	98-729	27-9	27	244	14-13-13	14-13-13	28-23-27						
1991	304	89	191	24	5,101-971	1,711-433	3,390	38/273	3,663	500	305	12	74-610	23-12	37	342	4-7-5	4-7-5	9-13-8						
1992	324	119	183	22	5,606-1,014	2,121-500	3,485	23/112	3,597	491	314	15	91-650	16-9	48	409	2-3-3	2-3-3	4-5-5						
1993	322	120	172	30	5,615-994	2,161-490	3,454	29/163	3,617	475	317	6	94-744	33-16	41	376	2-2-3	2-2-3	4-2-7						
1994	322	136	160	26	5,321-1,018	1,953-550	3,368	20/93	3,461	448	282	14	100-895	22-10	50	414	4-2-7	4-2-7	8-5-12T						
1995	364	141	195	28	5,824-1,007	2,201-495	3,623	18/118	3,741	494	322	10	90-695	24-13	51	435	4-1-9	4-1-9	5-2-13						
1996	286	105	163	18	4,763-981	1,641-475	3,122	19/127	3,249	487	307	14	103-832	24-15	27	286	11-8-10	11-8-10	24-18-20						
1997	279	82	170	27	4,778-1,015	1,637-423	3,141	39/313	3,454	553	314	12	116-1,058	23-11	29	304	8-11-10	8-11-10	20-20-20						
1998	308	125	154	29	5,450-992	2,014-499	3,436	19/110	3,546	474	279	8	128-1,108	18-7	42	381	5-4-5	5-4-5	8-8-9						
1999	295	129	139	27	5,178-1,024	2,051-493	3,127	24/151	3,278	507	295	13	136-1,196	22-10	42	352	8-3-12	8-3-12	16-6T-24						
2000	276	116	128	32	4,475-943	1,953-463	2,522	35/249	2,771	445	255	21	108-963	31-18	31	294	13-5-15	13-5-15	25-12-28						
2001	247	114	110	23	4,402-952	2,184-505	2,218	34/190	2,408	413	210	20	91-744	25-14	26	246	14-2-15	14-2-15	29-3-31						
2002	237	87	129	21	4,375-948	1,754-423	2,621	54/399	3,020	471	252	16	105-974	33-18	26	217	15-10-16	15-10-16	30-19-31						
2003	286	115	149	22	5,161-1,062	1,999-515	3,162	37/185	3,347	510	294	21	98-837	26-8	31	289	8-8-9	8-8-9	15-12-17						
2004	296	101	171	24	5,197-1,004	1,769-449	3,428	36/208	3,636	519	308	23	105-867	26-14	33	293	7-7-9	7-7-9	14-20-15						
2005	318	97	177	44	5,202-1,071	1,861-521	3,341	50/298	3,639	500	300	17	99-739	36-14	38	325	7-6-8	7-6-8	13-13-15						
2006	336	107	199	32	5,772-1,015	1,936-472	3,836	37/231	4,067	506	310	21	100-939	16-6	52	425	3-6-4	3-6-4	5-13-5						
2007	332	83	217	22	5,851-975	1,746-419	4,105	25/185	4,290	531	342	19	104-813	21-5	54	455	2-7-3	2-7-3	3-17-4						
2008	291	102	171	18	5,512-980	1,723-401	3,789	31/199	3,988	539	336	20	120-957	29-13	43	362	8-9-5	8-9-5	13-2-9						
2009	335	110	203	22	6,390-1,020	2,103-436	4,287	34/196	4,483	550	347	9	115-892	20/10	43	361	2-3-2	2-3-2	7-6-6						
2010	327	104	201	22	5,828-1,035	1,786-428	4,042	31/166	4,208	576	379	9	109-863	28/11	46	394	4-7-3	4-7-3	7-16-6						
2011	327	91	219	17	6,008-1,017	1,807-409	4,201	39/252	4,453	570	376	12	112-802	24/9	39	369	8-8-5	8-8-5	11-18-7						
2012	338	76	237	25	5,994-1,049	1,265-355	4,746	36/263	4,992	658	434	19	118-853	19/10	41	376	4-15-3	4-15-3	6-31-3						
2013	325	80	213	32	5,458-957	1,504-336	3,954	35/272	4,226	586	375	12	102-867	18/8	51	439	10-13-8	10-13-8	16-24-14						
2014	342	106	205	31	6,138-1,014	2,354-508	3,784	30/224	4,008	476	328	11	105-839	22/14	56	467	4-2-10	4-2-10	7-2-16						
2015	307	94	175	38	5,361-969	1,890-408	3,471	33/206	3,677	528	334	22	112-879	18/11	26	275	12-7-13	12-7-13	22-9-27						
2016	361	142	191	25	6,027-1,010	2,396-499	3,631	28/168	3,799	483	325	6	105-879	22/19	49	418	4-1-13	4-1-13	5-2-23						
2017	314	127	162	25	5,311-1,005	2,170-480	3,141	32/185	3,326	493	309	13	97-939	11/9	42	354	9-1-14	9-1-14	14-2-26						

COWBOYS DEFENSE YEAR-BY-YEAR

YEAR	1ST DOWNS			NET OFFENSE			RUSHING			PASSING			PENALTIES			FUMBLES			POINTS			NFC RANK			NFL RANK		
	TOTAL	RUSH	PASS	YDS-PLYS	YDS-ATT	NET	SACKS	GROSS	ATT	COMP	INT	NO-YDS	FUMBLEST	TDs								TOT-RU-PA			TOT-RU-PA		
1960	216	106	97	13	4,372-858	2,242-445	2,130	20/175	2,305	393	146	15	72-671.5	21-11	44	369									13-13-8		
1961	254	122	120	12	4,592-767	2,161-439	2,431	22/204	2,635	326	168	25	38-362	30-18	49	380									10-12-7		
1962	274	93	166	15	5,184-848	1,510-386	3,674	25/230	3,904	437	233	20	56-569	33-16	52	402									13-4-14		
1963	266	114	139	13	5,325-878	2,094-455	3,231	20/161	3,392	403	202	26	52-479	23-11	48	378									13-14-13		
1964	211	71	121	19	3,750-860	1,504-438	2,246	45/325	2,571	377	172	18	75-781	26-20	34	289									2-2-4		
1965	240	80	138	22	4,192-885	1,444-422	2,748	39/315	3,063	424	205	18	50-483	37-20	33	280									6-2-9		
1966	211	64	140	17	3,558-873	1,176-356	2,382	60/420	2,802	457	212	17	63-778	23-14	29	239									2-1-7		
1967	236	64	145	27	3,874-866	1,094-339	2,790	45/377	3,167	482	260	29	64-707	28-18	35	268									7-1-11		
1968	202	61	123	18	3,633-863	2,071-480	2,438	51/400	2,838	428	220	26	54-657	21-15	23	186									4-1-11		
1969	203	52	141	10	3,707-826	1,050-313	2,657	55/452	3,109	458	235	24	58-680	23-11	28	223									3-1-11		
1970	205	87	105	13	3,569-855	1,656-415	1,913	41/313	2,226	399	193	24	70-732	25-14	24	221									4-9-3		
1971	200	59	125	16	3,468-817	1,144-353	2,324	43/336	2,660	421	209	26	61-647	40-25	25	222									2-1-9		
1972	217	81	113	23	3,755-842	1,515-428	2,240	32/268	2,508	382	187	16	59-586	40-17	28	240									4-1-9		
1973	208	83	106	19	3,466-827	1,471-435	1,995	40/306	2,301	352	187	18	52-516	44-23	23	203									2-2-8		
1974	199	63	110	26	3,463-803	1,344-417	2,529	47/327	2,856	349	178	13	69-657	31-13	28	235									3-2-8		
1975	234	100	113	21	3,739-888	1,699-474	2,040	41/288	2,328	373	162	25	63-639	43-19	33	268									3-3-3		
1976	246	113	111	22	3,730-919	1,821-484	1,909	44/327	2,236	391	187	16	71-643	32-12	25	194									5-3-5		
1977	205	88	94	23	3,213-880	1,651-457	1,562	53/429	1,991	370	154	21	78-731	32-10	26	212									1-1-2		
1978	232	83	128	21	4,009-967	1,721-477	2,288	58/442	1,931	432	202	23	95-783	27-13	25	208									2-1-3		
1979	259	105	135	19	4,586-978	2,115-500	2,471	43/362	2,883	435	207	13	70-704	20-10	38	313									4-4-3		
1980	296	98	160	28	5,279-996	2,069-469	3,205	43/358	3,563	484	231	27	106-989	33-20	38	311									7-7-7		
1981	287	107	160	18	5,419-1,021	2,049-468	3,370	42/347	3,717	511	236	37	104-837	43-16	34	277									13-8-13		
1982	163	57	95	11	2,753-581	1,011-260	1,742	32/260	2,002	289	152	15	52-431	20-10	17	145									7-7-5		
1983	286	82	181	23	5,427-1,025	1,499-410	3,928	57/437	4,365	558	299	27	100-873	31-21	42	360									10-2-13		
1984	283	106	155	22	5,036-1,094	2,226-510	2,810	57/390	3,200	527	250	28	93-854	35-16	36	308									3-11-3		
1985	312	98	193	21	5,608-1,076	1,853-465	3,755	62/459	4,214	549	279	33	108-990	24-15	40	333									11-6-13		
1986	286	118	148	20	4,965-1,017	2,200-500	2,785	53/364	3,149	464	226	17	90-817	29-18	41	337									7-11-3		
1987	294	85	175	34	5,061-1,012	1,617-459	3,444	51/337	3,781	502	269	23	100-867	29-20	42	348									9-4-13		
1988	297	93	180	24	5,414-1,023	1,856-454	3,556	46/327	3,883	523	264	10	92-772	24-9	44	381									12-10-12		
1989	321	116	183	22	5,556-1,060	1,991-543	3,565	29/183	3,748	488	301	7	102-723	22-10	44	393									9-10-8		

SIDELINES			HISTORY			PLAYOFF RECORDS			DEFENSE YEAR-BY-YEAR			2017 SEASON			PLAYERS			STAFF		
YEAR	TOTAL		1ST DOWNS		NET OFFENSE		RUSHING		PASSING		ATT		FUMBLES		TDs	POINTS	NFC RANK TOT-RU-PA	NFL RANK TOT-RU-PA		
	RUSH	PASS	PEN	YDS-PLVS	YDS-ATT	NET	SACKS	GROSS	ATT	COMP	INT	NO-LOST	PENALTIES NO-YDS							
1990	280	109	153	18	4,615-988	1,976-482	2,639	36/292	2,931	470	271	11	104-911	32-19	36	308	4-9-1	10-18-2		
1991	299	103	180	16	5,086-963	1,571-400	3,495	23/151	3,646	540	320	12	97-801	23-11	32	310	12-6-13	17-8-23		
1992	241	68	147	26	3,933-873	1,244-345	2,689	44/347	3,036	484	263	17	94-727	25-14	29	243	1-1-2	1-1-5		
1993	297	94	176	27	4,767-1,012	1,851-423	3,116	34/231	3,347	555	334	14	87-653	22-14	23	229	7-5-7T	10-11-10T		
1994	273	86	157	30	4,313-1,006	1,561-437	2,752	47/299	3,051	522	269	22	102-826	15-9	27	248	1-5-1	1-10-1		
1995	303	113	165	25	5,044-1,001	1,772-442	3,272	36/219	3,491	523	293	19	112-913	16-6	32	291	4-9-4	9-16-8		
1996	260	89	144	27	4,382-958	1,576-437	2,806	37/219	3,025	484	271	19	94-717	26-14	24	250	2-5-2	3-10-2		
1997	281	104	139	38	4,516-1,022	1,994-511	2,522	38/195	2,717	473	253	7	99-757	27-12	36	314	2-12-1	2-24-1		
1998	276	84	162	30	5,164-988	1,619-401	3,545	34/222	3,767	553	290	14	120-917	23-12	32	275	9-6-12	18-12-22		
1999	266	81	154	31	4,840-997	1,442-417	3,398	35/217	3,615	545	297	24	107-862	23-9	28	276	3-3-4	9-6-13		
2000	309	137	145	27	5,329-1,021	2,636-538	2,693	25/189	2,882	458	277	16	108-999	23-9	41	361	9-15-2	19-31-3		
2001	272	90	160	22	4,599-985	1,710-472	2,889	24/130	3,019	489	287	9	69-634	29-16	37	338	2-6-2	4-13-3		
2002	291	90	178	23	5,267-1,079	1,818-481	3,449	24/137	3,586	574	334	19	119-919	23-11	35	325	9-8-10	18-15-19		
2003	228	67	127	33	4,056-937	1,425-413	2,631	32/189	2,820	492	239	13	88-763	24-12	28	260	1-1-1	1-3-1		
2004	297	88	180	29	5,285-960	1,764-425	3,521	33/197	3,718	502	310	13	104-879	20-9	49	405	7-3-11	16-10-21		
2005	256	87	150	19	4,814-946	1,731-414	3,083	37/236	3,319	495	271	15	142-1,015	21-11	35	308	7-8-7	10-15-11		
2006	294	88	179	27	5,165-974	1,659-429	3,506	34/223	3,729	511	301	18	93-895	26-13	40	350	6-4-10	13-10-24		
2007	304	86	195	23	4,922-1,008	1,513-381	3,409	46/319	3,728	581	342	19	85-785	26-10	36	325	4-3-4	9-6-13		
2008	276	85	163	28	4,709-969	1,706-402	3,003	59/374	3,377	508	308	8	87-601	28-14	36	365	5-6-3	8-12-5		
2009	286	74	186	26	5,064-962	1,449-365	3,615	42/259	3,874	572	344	11	92-763	21-9	28	250	4-3-9	9-4-20		
2010	309	84	200	25	5,626-977	1,734-402	3,892	35/257	4,151	540	348	20	79-641	20-10	51	436	13-6-14	23-12-26		
2011	305	78	199	28	5,488-972	1,585-385	3,903	42/246	4,149	545	336	15	87-664	20-10	38	347	6-4-10	14-7-23		
2012	317	92	195	30	5,687-986	2,003-441	3,695	34/211	3,895	496	311	7	91-786	18-9	45	400	11-12-10	19-22-19		
2013	388	122	231	35	6,645-1,094	2,056-437	4,589	34/246	4,835	623	403	15	112-875	16/13	51	432	16-14-14	32-27-30		
2014	315	86	195	34	5,681-978	1,650-392	4,031	28/156	4,193	558	371	18	104-861	20/13	43	352	8-4-11	19-8-26		
2015	317	113	172	32	5,570-998	1,934-461	3,636	31/229	3,890	506	330	8	113-898	11/3	41	374	9-10T-3	17-22T-5		
2016	330	79	226	25	5,503-1,009	1,336-340	4,167	36/209	4,376	632	425	9	90-784	28/11	34	306	7-1-12	14-1-26		
2017	312	96	181	35	5,089-1,000	1,664-403	3,425	38/321	3,746	559	371	10	107-880	26/11	40	332	5-5-5	8-8-11		

230

Cowboys Leaders By Years

RUSHING (yards)							
Year	Player	Att.	Yards	Avg.	Long	TD	NFL/NFC Rank
1960	Dupre, L.G.....	104	362	3.5	18	3	20
1961	* Perkins, Don	200	815	4.1	47	4	6
1962	Perkins, Don	222	945	4.3	35	7	5
1963	Perkins, Don	149	614	4.1	19t	7	10
1964	Perkins, Don	174	768	4.4	59	6	5
1965	Perkins, Don	177	690	3.9	43	0	7
1966	Reeves, Dan	175	757	4.3	67t	8	6
1967	Perkins, Don	201	823	4.1	30	6	6
1968	Perkins, Don	191	836	4.4	28t	4	6
1969	* Hill, Calvin	204	942	4.6	55	8	2
1970	* Thomas, Duane	151	803	5.3	47t	5	8/5
1971	Thomas, Duane	175	793	4.5	56t	11	11/7
1972	Hill, Calvin	245	1,036	4.2	26	6	7/3
1973	Hill, Calvin	273	1,142	4.2	21	6	3/2
1974	Hill, Calvin	185	844	4.6	27	7	8/3
1975	Newhouse, Robert.....	209	930	4.4	29	2	9/4
1976	Dennison, Doug	153	542	3.5	14	6	35/18
1977	* Dorsett, Tony	208	1,007	4.8	84t	12	9/4
1978	Dorsett, Tony	290	1,325	4.6	63t	7	3/2
1979	Dorsett, Tony	250	1,107	4.4	41	6	11/8
1980	Dorsett, Tony	278	1,185	4.3	56	11	6/6
1981	Dorsett, Tony	342	1,646	4.8	75t	4	2/2
1982	Dorsett, Tony	177	745	4.2	99t	5	2/1
1983	Dorsett, Tony	289	1,321	4.6	77	8	6/5
1984	Dorsett, Tony	302	1,189	3.9	31t	8	7/7
1985	Dorsett, Tony	305	1,307	4.3	60t	7	6/4
1986	Dorsett, Tony	184	748	4.1	33	5	19/11
1987	Walker, Herschel	209	891	4.3	60t	7	6/3
1988	Walker, Herschel	361	1,514	4.2	38	5	2/1
1989	Palmer, Paul	112	446	4.0	63t	2	39/18
1990	* Smith, Emmitt	241	937	3.9	48t	11	10/5
1991	Smith, Emmitt	365	1,563	4.3	75t	12	1/1
1992	Smith, Emmitt	373	1,713	4.6	68t	18	1/1
1993	Smith, Emmitt	283	1,486	5.3	62t	9	1/1
1994	Smith, Emmitt	368	1,484	4.0	46	21	3/2
1995	Smith, Emmitt	377	1,773	4.7	60t	25	1/1
1996	Smith, Emmitt	327	1,204	3.7	42	12	8/4
1997	Smith, Emmitt	261	1,074	4.1	44	4	12/5
1998	Smith, Emmitt	319	1,332	4.2	32	13	5/4
1999	Smith, Emmitt	329	1,397	4.2	63t	11	4/2
2000	Smith, Emmitt	294	1,203	4.1	52	9	13/4
2001	Smith, Emmitt	261	1,021	3.9	44	3	15/7
2002	Smith, Emmitt	254	975	3.8	30t	5	20/8
2003	Hambrick, Troy	275	972	3.5	42	5	19/8
2004	* Jones, Julius	197	819	4.2	53	7	28/14
2005	Jones, Julius	257	993	3.9	51	5	17/8
2006	Jones, Julius	267	1,084	4.1	77t	4	17/10
2007	Barber, Marion	204	975	4.8	54	10	18/8
2008	Barber, Marion	238	885	3.7	35	7	21/12
2009	Barber, Marion	214	932	4.4	35	7	17/7
2010	Jones, Felix	185	800	4.3	94t	1	23/9
2011	* Murray, DeMarco	164	897	5.5	91t	2	22/9
2012	Murray, DeMarco	161	663	4.1	48	4	29/15
2013	Murray, DeMarco	217	1,121	5.2	43	4	10/8
2014	Murray, DeMarco	392	1,845	4.7	51	13	1/1
2015	McFadden, Darren	239	1,089	4.6	50	3	4/4
2016	* Elliott, Ezekiel	322	1,631	5.1	60t	15	1/1
2017	Elliott, Ezekiel	242	983	4.1	30	7	10/4

PASSING (rating)							
Year	Player	Att.	Comp.	Pct.	Yards	TD	NFL/NFC Rank
1960	LeBaron, Eddie	225	111	49.3	1,736	12	53.4
1961	LeBaron, Eddie	236	120	50.8	1,741	14	66.6
1962	LeBaron, Eddie	166	95	57.2	1,436	16	9
1963	Meredith, Don	310	167	53.9	2,381	17	73.2
1964	Meredith, Don	323	158	48.9	2,143	9	67.3
1965	Meredith, Don	305	141	46.2	2,415	22	79.7
1966	Meredith, Don	344	177	51.5	2,805	24	87.7
1967	Meredith, Don	255	128	50.2	1,834	16	68.6
1968	Meredith, Don	309	171	55.3	2,500	21	88.3
1969	Morton, Craig	302	162	53.6	2,619	21	85.4
1970	Morton, Craig	207	102	49.3	1,819	15	89.7
1971	Staubach, Roger	211	126	59.7	1,882	15	104.8
1972	Morton, Craig	339	185	54.6	2,396	15	65.9
1973	Staubach, Roger	286	179	62.6	2,428	23	94.6
1974	Staubach, Roger	360	190	52.8	2,552	11	68.5
1975	Staubach, Roger	348	198	56.9	2,666	17	78.6
1976	Staubach, Roger	369	208	56.4	2,715	14	79.9
1977	Staubach, Roger	361	210	58.2	2,620	18	87.1
1978	Staubach, Roger	413	231	55.9	3,190	25	84.9
1979	Staubach, Roger	461	267	57.9	3,586	27	92.4
1980	White, Danny	436	260	59.6	3,287	28	80.8
1981	White, Danny	391	223	57.0	3,098	22	87.5

* Rookie

STAFF

PLAYERS

2017 SEASON

**LEADERS
BY YEARS**

PLAYOFF RECORDS

HISTORY

SIDELINES

PASSING, CONT.

PASSING, CONT.									NFL/NFC
Year	Player	Att.	Comp.	Pct.	Yards	TD	Int.	Rating	Rank
1982	White, Danny	247	156	63.2	2,079	16	12	91.1	4/2
1983	White, Danny	533	334	62.7	3,980	29	23	85.6	9/6
1984	White, Danny	233	126	54.1	1,580	11	11	71.5	22/11
1985	White, Danny	450	267	59.3	3,157	21	17	80.6	9/4
1986	Pelluer, Steve	378	215	56.9	2,727	8	17	67.9	20/24
1987	White, Danny	362	215	59.4	2,617	12	17	73.2	19/9
1988	Pelluer, Steve	435	245	56.3	3,139	17	19	73.9	16/9
1989	* Aikman, Troy	293	155	52.9	1,749	9	18	55.7	27/14
1990	Aikman, Troy	399	226	56.6	2,579	11	18	66.6	27/14
1991	Aikman, Troy	363	237	65.3	2,754	11	10	86.7	6/4
1992	Aikman, Troy	473	302	63.8	3,445	23	14	89.5	3/3
1993	Aikman, Troy	392	271	69.1	3,100	15	6	99.0	2/2
1994	Aikman, Troy	361	233	64.5	2,676	13	12	87.9	6/9
1995	Aikman, Troy	432	280	64.8	3,126	13	7	93.6	3/2
1996	Aikman, Troy	465	296	63.7	3,126	12	13	80.1	12/5
1997	Aikman, Troy	518	292	56.4	3,283	19	12	78.0	17/8
1998	Aikman, Troy	315	187	59.4	2,330	12	5	88.5	8/4
1999	Aikman, Troy	442	263	59.5	2,964	17	12	81.1	14/8
2000	Aikman, Troy	262	156	59.5	1,632	7	14	64.3	32/16
2001	* Carter, Quincy	176	90	51.1	1,072	5	7	63.0	DNQ
2002	* Hutchinson, Chad	250	127	50.8	1,555	7	8	66.3	29/14
2003	Carter, Quincy	505	292	57.8	3,302	17	21	71.4	24/11
2004	Testaverde, Vinny	495	297	60.0	3,532	17	20	76.4	26/13
2005	Bledsoe, Drew	499	300	60.1	3,639	23	17	83.7	17/8
2006	Romo, Tony	337	220	65.3	2,903	19	13	95.1	5/3
2007	Romo, Tony	520	335	64.4	4,211	36	19	97.4	5/1
2008	Romo, Tony	450	276	61.3	3,448	26	14	91.4	8/4
2009	Romo, Tony	550	347	63.1	4,483	26	9	97.6	8/4
2010	* Kittle, Jon	239	139	58.2	2,318	16	12	88.9	14/6
2011	Romo, Tony	522	346	66.3	4,184	31	10	102.5	4/2
2012	Romo, Tony	648	425	65.6	4,903	28	19	90.5	10/6
2013	Romo, Tony	535	342	63.9	3,828	31	10	96.7	8/6
2014	Romo, Tony	435	304	69.9	3,705	34	9	113.2	1/1
2015	Weeden, Brandon	98	71	72.4	738	2	2	92.1	DNQ
2016	* Prescott, Dak.	459	311	67.8	3,667	23	4	104.9	3/2
2017	Prescott, Dak.	490	308	62.9	3,324	22	13	86.6	17/11

RECEIVING (receptions)

Year	Player	No.	Yards	Avg.	Long	TD	NFL/NFC Rank
1960	Doran, Jim.....	31	554	17.9	75t	3	21
1961	Howton, Billy.....	56	785	14.0	53	4	6
1962	Howton, Billy.....	49	706	14.4	69t	6	15
1963	Clarke, Frank.....	43	833	19.4	75t	10	3
1964	Clarke, Frank.....	65	973	15.0	49	5	3
1965	Hayes, Bob.....	46	1,003	21.8	82t	12	13
1966	Hayes, Bob.....	46	1,232	19.3	95t	13	8
1967	Rentzel, Lance.....	58	996	17.2	74t	8	6
1968	Rentzel, Lance.....	54	1,009	18.7	65t	6	3
1969	Rentzel, Lance.....	43	960	22.3	75t	12	20
1970	Hayes, Bob.....	34	889	26.1	89t	10	45/26
1971	Garrison, Walt.....	40	396	9.9	36	1	23/10
1972	Hill, Calvin.....	43	364	8.5	33t	3	18/9
1973	Hill, Calvin.....	32	290	9.1	29	0	36/21
1974	Pearson, Drew.....	62	1,087	17.9	50t	2	3/2
1975	Pearson, Drew.....	46	822	17.9	46t	8	16/9
1976	Pearson, Drew.....	58	806	13.9	54	6	4/1
1977	Pearson, Drew.....	48	870	18.1	67	2	9/3
1977	Pearson, Preston.....	47	526	11.2	34	0	26/15
1979	Hill, Tony.....	60	1,062	17.7	75t	10	12/6
1980	Hill, Tony.....	60	1,055	17.6	58t	8	16/9
1981	Hill, Tony.....	46	945	20.7	63t	4	47/26
	Spring, Ron.....	46	359	7.8	32t	2	4
1982	Hill, Tony.....	35	526	15.0	47	1	22/8
1983	Spring, Ron.....	73	589	8.1	80t	1	9/4
1984	Cosbie, Doug.....	60	789	13.2	36	4	28/12
1985	Hill, Tony.....	74	1,113	15.0	53t	7	9/3
1986	Walker, Herschel.....	76	837	11.0	84t	2	9/4
1987	Walker, Herschel.....	60	715	11.9	44	1	5/4
1988	Alexander, Ray.....	54	788	14.6	50t	6	34/21
1989	Martin, Kelvin.....	46	644	14.0	46	2	53/26
1990	Martin, Kelvin.....	64	732	11.4	45	0	17/9
1991	Irvin, Michael.....	93	1,523	16.4	66t	8	2/1
1992	Irvin, Michael.....	78	1,396	17.9	87t	7	7/4
1993	Irvin, Michael.....	88	1,330	15.1	71t	7	3/3
1994	Irvin, Michael.....	79	1,241	15.7	65t	6	13/8
1995	Irvin, Michael.....	111	1,603	14.4	50	10	5/5
1996	Irvin, Michael.....	64	962	15.0	61	2	27/15
1997	Irvin, Michael.....	75	1,180	15.7	55	1	12/6
1998	Irvin, Michael.....	74	1,057	14.3	51	1	14/6
1999	Ismail, Raghib.....	80	1,097	13.7	6t	6	12/8
2000	McKnight, James.....	52	926	17.8	48	2	61/31
2001	Ismail, Raghib.....	53	834	15.7	80t	2	54/24
2002	Galloway, Joey.....	61	908	14.9	80t	6	39/18
2003	Anderson, Richie.....	69	493	7.1	37	4	21/10
2004	Witten, Jason.....	87	980	11.3	42t	6	11/7
2005	Johnson, Keyshawn.....	71	839	11.8	34	6	23/9
2006	Owens, Terrell.....	85	1,180	13.9	56t	13	13/3

2007	Witten, Jason	96	1,145	11.9	53	7	10/3
2008	Witten, Jason	81	952	11.8	42	4	14/6
2009	Witten, Jason	94	1,030	11.0	69	2	9/3
2010	Witten, Jason	94	1,002	10.7	33	9	3/2
2011	Witten, Jason	79	942	11.9	64	5	15t/11t
2012	Witten, Jason	110	1,039	9.4	36	3	5/3
2013	Bryant, Dez.....	93	1,233	13.3	79	13	7/3
2014	Bryant, Dez.....	88	1,320	15.0	68	16	12/8
2015	Witten, Jason	77	713	9.3	35	3	25t/12t
2016	Beasley, Cole.....	75	833	11.1	47	5	28t/16t
2017	Bryant, Dez.....	69	838	12.1	50t	6	24t/12

PUNTING (net)

Year	Player	No.	Yards	Avg.	TB	IN20	Long	Had Blk	NET	NFL/NFC Rank
1960	Sherer, Dave	57	2,420	42.5	4	15	67	0	39.5	7
1961	* Green, Allen	60	2,236	37.3	3	6	53	1	32.5	14
1962	Baker, Sam.....	57	2,589	45.4	4	13	72	0	40.7	3
1963	Baker, Sam.....	71	3,138	44.2	4	13	64	0	40.6	7
1964	* Lothridge, Billy	62	2,501	40.3	5	17	75	0	38.1	15
1965	Villanueva, Danny.....	60	2,505	41.8	8	11	58	0	37.9	10
1966	Villanueva, Danny.....	64	2,551	39.9	3	14	58	1	36.7	13
1967	Villanueva, Danny.....	67	2,707	40.4	4	9	57	0	35.2	9
1968	Widby, Ron.....	59	2,415	40.9	7	17	84	0	36.4	5
1969	Widby, Ron.....	63	2,729	43.3	4	9	62	0	37.2	2
1970	Widby, Ron.....	68	2,847	41.9	6	10	59	1	35.4	10/2
1971	Widby, Ron.....	55	2,329	42.3	6	8	59	1	35.3	8/3
1972	* Bateman, Marv	51	1,949	38.2	3	4	61	0	36.2	24/13
1973	Bateman, Marv	53	2,290	43.2	5	14	62	2	37.1	11/7
1974	* Carrell, Duane.....	40	1,591	39.8	5	15	59	0	31.4	11/5
1975	* Hoopes, Mitch.....	67	2,676	39.9	8	15	55	1	33.2	16/9
1976	White, Danny	70	2,690	38.4	12	13	54	2	30.5	20/9
1977	White, Danny	80	3,171	39.6	10	25	57	1	33.2	12/8
1978	White, Danny	76	3,076	40.5	11	16	56	1	33.1	8/5
1979	White, Danny	76	3,168	41.7	9	21	73	0	36.0	4/2
1980	White, Danny	71	2,903	40.9	11	17	58	0	34.9	10/5
1981	White, Danny	81	3,284	40.8	7	19	60	0	36.0	14/8
1982	White, Danny	37	1,542	41.7	2	6	56	0	37.4	8/5
1983	White, Danny	38	1,543	40.6	3	6	50	1	32.9	DNQ
1984	White, Danny	82	3,151	38.4	8	21	54	0	34.6	28/14
1985	Saxon, Mike.....	81	3,396	41.9	10	20	57	1	35.5	13/8
1986	Saxon, Mike.....	86	3,498	40.7	10	28	58	1	34.5	15/9
1987	Saxon, Mike.....	68	2,685	39.5	5	20	63	0	34.2	20/10
1988	Saxon, Mike.....	80	3,271	40.9	15	24	55	0	34.2	10/4
1989	Saxon, Mike.....	79	3,233	40.9	6	19	56	2	34.3	10/6
1990	Saxon, Mike.....	79	3,413	43.2	8	20	62	0	35.6	4/2
1991	Saxon, Mike.....	57	2,426	42.6	5	16	64	0	36.8	11/6
1992	Saxon, Mike.....	61	2,620	43.0	9	19	58	0	33.5	9/5
1993	* Jett, John	56	2,342	41.8	3	22	59	0	37.7	21/10
1994	Jett, John	70	2,935	41.9	4	26	58	0	35.4	14/6
1995	Jett, John	53	2,166	40.9	6	17	58	0	34.5	24/12
1996	Jett, John	74	3,150	42.6	9	22	60	0	36.8	18/8
1997	* Gowin, Toby	86	3,592	41.8	9	26	72	0	35.4	27/13
1998	Gowin, Toby	77	3,342	43.4	14	31	65	1	36.6	17/7
1999	Gowin, Toby	81	3,500	43.2	10	24	64	0	35.1	7/2
2000	* Knorr, Micah	58	2,485	42.8	8	12	60	0	35.8	11/4
2001	Knorr, Micah	78	3,135	40.2	6	25	57	3	31.1	27/15
2002	Knorr, Micah	47	1,928	41.0	4	11	56	0	35.1	21/12
2003	Gowin, Toby	94	3,665	39.0	8	25	59	0	34.9	28/15
2004	McBriar, Mat	75	3,182	42.4	7	22	68	0	35.1	14/7
2005	McBriar, Mat	81	3,439	42.5	9	28	63	0	37.1	20/8
2006	McBriar, Mat	56	2,697	48.2	10	22	75	0	38.6	4/1
2007	McBriar, Mat	63	2,970	47.1	7	17	64	0	38.5	4/3
2008	Paulescu, Sam	53	2,213	41.8	5	14	70	0	35.2	26/11
2009	McBriar, Mat	72	3,249	45.1	3	38	63	0	39.9	10/5
2010	McBriar, Mat	65	3,115	47.9	8	22	65	1	41.7	1/1
2011	McBriar, Mat	58	2,542	43.8	7	21	68	1	36.1	29/14
2012	Moorman, Brian.....	56	2,497	44.6	3	22	64	0	38.9	21/10t
2013	Jones, Chris	77	3,467	45.0	6	30	62	0	39.1	20/11
2014	Jones, Chris	57	2,586	45.4	2	21	64	1	39.8	14/6
2015	Jones, Chris	69	3,117	45.2	1	27	61	0	42.5	3/2
2016	Jones, Chris	58	2,661	45.9	4	25	66	1	40.5	13/8
2017	Jones, Chris	66	2,908	44.1	5	34	62	0	41.4	8/5

SCORING

Year	Player	TD	PAT	TWO PT.	FG	Tot.	NFL/NFC Rank
1960	Cone, Fred	0	21	-	6	39	27
1961	Clarke, Frank	9	0	-	0	54	22
1962	Baker, Sam.....	0	50	-	14	92	6
1963	Baker, Sam.....	0	38	-	9	65	14
1964	* Van Raaphorst, Dick.....	0	28	-	14	70	13
1965	Villanueva, Danny.....	0	37	-	16	85	10
1966	Villanueva, Danny.....	0	56	-	17	107	2
1967	Hayes, Bob.....	11	0	-	0	66	16
	Reeves, Dan	11	0	-	0	66	
1968	Clark, Mike	0	54	-	17	105	2
1969	Clark, Mike	0	43	-	20	103	2
1970	Clark, Mike	0	35	-	18	89	12/8

STAFF

PLAYERS

2017 SEASON

LEADERS
BY YEARS

SCORING, CONT.

Year	Player	TD	PAT	TWO PT.	FG	Tot.	NFL/NFC Rank
1971	Clark, Mike	0	47	-	13	86	13/7
1972	Fritsch, Toni	0	36	-	21	99	7/3
1973	Fritsch, Toni	0	43	-	18	97	11/7
1974	* Herrera, Efren	0	33	-	8	57	26/9
1975	Fritsch, Toni	0	38	-	22	104	3/2
1976	Herrera, Efren	0	34	-	18	88	6/4
1977	Herrera, Efren	0	39	-	18	93	3/2
1978	Septien, Rafael	0	46	-	16	94	5/2
1979	Septien, Rafael	0	40	-	19	97	8/3
1980	Septien, Rafael	0	59	-	11	92	13/6
1981	Septien, Rafael	0	40	-	27	121	1/1
1982	Septien, Rafael	0	28	-	10	58	11/5
1983	Septien, Rafael	0	57	-	22	123	5/5
1984	Septien, Rafael	0	33	-	23	102	13/6
1985	Septien, Rafael	0	42	-	19	99	17/8
1986	Septien, Rafael	0	43	-	15	88	20/9
1987	Ruzek, Roger	0	26	-	22	92	5/3
1988	Ruzek, Roger	0	27	-	12	63	36/17
1989	Ruzek, Roger	0	14	-	5	29	DNQ
1990	* Willis, Ken	0	26	-	18	80	25/13
1991	Willis, Ken	0	37	-	27	118	3/2
1992	* Elliott, Lin	0	47	-	24	119	4/3
1993	Murray, Eddie	0	38	-	28	122	6/3
1994	Smith, Emmitt	22	0	-	0	132	2/1
1995	Smith, Emmitt	25	0	0	0	150	1/1
1996	Boniol, Chris	0	24	0	32	120	6/4
1997	Cunningham, Richie	0	24	0	34	126	2/1
1998	Cunningham, Richie	0	40	0	29	127	5/3
1999	Smith, Emmitt	13	0	0	0	78	31/15
2000	* Seder, Tim	1	27	0	25	108	14/7
2001	Seder, Tim	1	12	0	11	51	53/23
2002	* Cundiff, Billy	0	25	0	12	61	43/20
2003	Cundiff, Billy	0	30	0	23	99	23/12
2004	Cundiff, Billy	0	31	0	20	91	26/12
2005	Cortez, Jose	0	13	0	12	49	58/28
2006	Barber, Marion	16	0	0	0	96	31/11
2007	* Folk, Nick	0	53	0	26	131	4/2
2008	Folk, Nick	0	42	0	20	102	4/2
2009	Folk, Nick	0	36	0	18	90	23/9
2010	Buehler, David	0	42	0	24	114	10/4
2011	* Bailey, Dan	0	39	0	32	135	5/4
2012	Bailey, Dan	0	37	0	29	124	10/6
2013	Bailey, Dan	0	47	0	28	131	9/4
2014	Bailey, Dan	0	56	0	25	131	8/4
2015	Bailey, Dan	0	25	0	30	115	12/7
2016	Bailey, Dan	0	46	0	27	127	8/6
2017	Bailey, Dan	0	26	0	15	71	33/17

FIELD GOALS (made)

Year	Player	Att.	Made	Pct.	Long	NFL/NFC Rank
1960	Cone, Fred	13	6	.462	45	12
1961	Bielski, Dick	9	6	.667	42	13
1962	Baker, Sam	27	14	.519	53	3
1963	Baker, Sam	20	9	.450	53	12
1964	* Van Raaphorst, Dick	29	14	.483	43	8
1965	Villaneuva, Danny	27	16	.593	41	7
1966	Villaneuva, Danny	31	17	.548	37	8
1967	Villaneuva, Danny	23	9	.391	34	14
1968	Clark, Mike	29	17	.586	50	7
1969	Clark, Mike	36	20	.555	47	5
1970	Clark, Mike	27	18	.667	43	7/4
1971	Clark, Mike	25	13	.520	48	19/9
1972	Fritsch, Toni	36	21	.583	54	18/8
1973	Fritsch, Toni	28	18	.643	37	12/4
1974	* Herrera, Efren	13	6	.615	39	11/5
1975	Fritsch, Toni	35	22	.629	43	14/8
1976	Herrera, Efren	23	18	.783	46	1/1
1977	Herrera, Efren	29	18	.621	52	12/1
1978	Septien, Rafael	26	16	.615	48	17/9
1979	Septien, Rafael	29	19	.655	51	9/4
1980	Septien, Rafael	17	11	.647	52	13/7
1981	Septien, Rafael	35	27	.771	47	4/3
1982	Septien, Rafael	14	10	.714	53	13/6
1983	Septien, Rafael	27	22	.815	47	7/3
1984	Septien, Rafael	29	23	.793	52	4/3
1985	Septien, Rafael	28	19	.679	53	18/9
1986	Septien, Rafael	21	15	.714	50	11/5
1987	Ruzek, Roger	25	22	.880	49	2/1
1988	Ruzek, Roger	22	12	.546	50	25/14
1989	* Zendejas, Luis	9	5	.556	47	DNQ
1990	* Willis, Ken	25	18	.720	49	17/8
1991	* Willis, Ken	39	27	.692	54	21/11
1992	* Elliott, Lin	35	24	.686	53	18/10
1993	Murray, Eddie	33	28	.848	52	5/3
1994	* Boniol, Chris	29	22	.759	47	18/6
1995	Boniol, Chris	28	27	.964	45	1/1

1996	Boniol, Chris.....	36	32	.889	52	1/2
1997	Cunningham, Richie.....	37	34	.919	53	2/1
1998	Cunningham, Richie.....	35	29	.829	54	11/5
1999	Cunningham, Richie.....	22	12	.545	47	30/15
2000	* Seder, Tim.....	33	25	.758	48	20/11
2001	Hilbert, Jon.....	15	11	.733	43	31/15
	Seder, Tim.....	17	11	.647	46	
2002	* Cundiff, Billy.....	19	12	.632	48	30/15
2003	Cundiff, Billy.....	29	23	.793	52	16/6
2004	Cundiff, Billy.....	26	20	.769	49	25/12
2005	Cortez, Jose.....	16	12	.750	45	31/15
2006	Vanderjagt, Mike.....	18	13	.722	50	
2007	* Folk, Nick.....	31	26	.839	53	20/9
2008	Folk, Nick.....	22	20	.909	52	26t/14t
2009	Folk, Nick.....	28	18	.643	51	23t/11
2010	Buehler, David.....	32	24	.750	53	13t/7t
2011	* Bailey, Dan.....	37	32	.865	51	3t/2
2012	Bailey, Dan.....	31	29	.935	51	8t/5t
2013	Bailey, Dan.....	30	28	.933	53	12/5
2014	Bailey, Dan.....	29	25	.862	56	17t/8t
2015	Bailey, Dan.....	32	30	.938	54	5t/3t
2016	Bailey, Dan.....	32	27	.844	56	13t/8
2017	Bailey, Dan.....	20	15	.750	56	27t/13t

KICKOFF RETURNS (avg.)

Year	Player	No.	Yards	Avg.	Long	TD	NFL/NFC Rank
1960	Franckhauser, Tom.....	25	509	19.8	46	0	19
1961	* Marsh, Amos.....	26	667	25.7	79	0	13
1962	Marsh, Amos.....	29	725	25.0	101t	1	10
1963	* Stiger, Jim.....	18	432	24.0	66	0	12
1964	* Renfro, Mel.....	40	1,017	25.4	65	0	7
1965	Renfro, Mel.....	21	630	30.0	100t	1	4
1966	Renfro, Mel.....	19	487	25.6	87t	1	9
1967	Garrison, Walt.....	20	366	18.3	36	0	23
1968	Baynham, Craig.....	23	590	25.7	40	0	7
1969	* Flowers, Richmond.....	11	283	25.7	30	0	29
1970	* Thomas, Duane.....	19	416	21.9	33	0	23/10
1971	Harris, Cliff.....	29	823	28.4	77	0	4/4
1972	Harris, Cliff.....	26	615	23.7	44	0	23/11
1973	Montgomery, Mike.....	6	175	29.2	63	0	DNQ
1974	* Morgan, Dennis.....	35	823	23.5	43	0	21/11
1975	Pearson, Preston.....	16	391	24.4	42	0	13/7
1976	* Johnson, Butch.....	28	693	24.8	74	0	11/5
1977	Johnson, Butch.....	22	536	24.4	64	0	9/5
1978	Johnson, Butch.....	29	603	20.8	56	0	27/12
1979	* Springs, Ron.....	38	780	20.5	70	0	25/12
1980	* Jones, James.....	32	720	22.5	41	0	11/6
1981	Jones, James.....	27	517	19.1	33	0	36/17
1982	Fellows, Ron.....	16	359	22.4	35	0	16/9
1983	Fellows, Ron.....	43	855	19.9	53	0	26/12
1984	Allen, Gary.....	33	666	20.2	34	0	24/11
1985	* Lavette, Robert.....	34	682	20.1	34	0	27/13
1986	Lavette, Robert.....	36	699	19.4	37	0	27/12
1987	Clack, Darryl.....	29	635	21.9	48	0	9/7
1988	Burbage, Cornell.....	20	448	22.4	53	0	9/2
1989	* Dixon, James.....	47	1,181	25.1	97t	1	5/2
1990	Dixon, James.....	36	736	20.4	47	0	13/7
1991	Wright, Alexander.....	21	514	24.5	102t	1	3/2
1992	Martin, Kelvin.....	24	503	21.0	59	0	13/10
1993	* Williams, Kevin.....	31	689	22.2	49	0	8/6
1994	Williams, Kevin.....	43	1,148	26.7	87t	1	4/3
1995	Williams, Kevin.....	49	1,108	22.6	43	0	16/6
1996	Walker, Herschel.....	27	779	28.9	89	0	2/2
1997	Walker, Herschel.....	50	1,167	23.3	49	0	16/10
1998	Mathis, Kevin.....	25	621	24.8	42	0	13/6
1999	Tucker, Jason.....	22	613	27.9	79	0	2/2
2000	Tucker, Jason.....	51	1,099	21.5	90	0	27/13
2001	Swinton, Reggie.....	56	1,327	23.7	77	0	9/7
2002	Swinton, Reggie.....	28	697	24.9	100t	1	10/6
2003	* Smith, Zuriel.....	23	495	21.5	54	0	26/14
2004	Lee, ReShard.....	41	964	23.5	62	0	13/7
2005	* Thompson, Tyson.....	57	1,399	24.5	49	0	9/4
2006	* Austin, Miles.....	29	753	26.0	37	0	9/3
2007	Austin, Miles.....	24	612	25.5	60	0	9/4
2008	Austin, Miles.....	29	624	21.5	36	0	33/18
2009	Jones, Felix.....	30	678	22.6	41	0	26/13
2010	* Owusu-Ansah, Akwasi.....	25	543	21.7	41	0	30/14
2011	* Harris, Dwayne.....	8	231	28.9	51	0	DNQ
2012	* Dunbar, Lance.....	12	261	21.8	44	0	DNQ
2013	Harris, Dwayne.....	28	857	30.6	90	0	2/2
2014	Harris, Dwayne.....	30	742	24.7	42	0	12/7
2015	* Whitehead, Lucky.....	16	452	28.3	79	0	DNQ
2016	Whitehead, Lucky.....	17	394	23.2	33	0	DNQ
2017	* Switzer, Ryan.....	24	600	25.0	61	0	3/3

PUNT RETURNS (avg.)

Year	Player	No.	Yards	Avg.	Long	TD	NFL/NFC Rank
1960	Butler, Bill.....	13	131	10.1	46	0	2
1961	* Marsh, Arnos.....	14	71	5.1	19	0	14
1962	Lockett, J.W.....	8	45	5.6	17	0	14
1963	* Stiger, Jim.....	14	141	10.1	45	0	6
1964	* Renfro, Mel.....	32	418	13.1	69t	1	3
1965	Renfro, Mel.....	24	145	6.0	35	0	9
1966	Hayes, Bob.....	17	106	6.2	18	0	7
1967	Hayes, Bob.....	24	276	11.5	69t	1	2
1968	Hayes, Bob.....	15	312	20.8	90t	2	1
1969	Hayes, Bob.....	18	179	9.9	50	0	3
1970	Hayes, Bob.....	15	116	7.7	34	0	20/7
1971	Harris, Cliff.....	17	129	7.6	35	0	11/4
1972	Harris, Cliff.....	19	78	4.1	21	0	21/11
1973	* Richards, Golden.....	21	139	6.6	46	0	23/10
1974	* Morgan, Dennis.....	19	287	15.1	98t	1	3/2
1975	Richards, Golden.....	28	288	10.3	43t	1	12/5
1976	* Johnson, Butch.....	45	489	10.9	55	0	8/4
1977	Johnson, Butch.....	50	423	8.5	38	0	20/7
1978	Johnson, Butch.....	51	401	7.9	23	0	18/9
1979	* Wilson, Steve.....	35	236	6.8	13	0	20/7
1980	* Jones, James.....	54	548	10.1	52	0	5/4
1981	Jones, James.....	33	188	5.7	17	0	28/14
1982	Fellows, Ron.....	25	189	7.6	17	0	18/8
1983	Hill, Rod.....	30	232	7.7	37	0	20/10
1984	Allen, Gary.....	54	446	8.3	18	0	16/8
1985	Bates, Bill.....	22	152	6.9	21	0	20/8
1986	Banks, Gordon.....	27	160	5.9	20	0	22/11
1987	* Martin, Kelvin.....	22	216	9.8	38	0	12/7
1988	Martin, Kelvin.....	44	360	8.2	21	0	17/7
1989	Shepard, Derrick.....	24	160	6.7	17	0	-
1990	Shepard, Derrick.....	20	121	6.1	13	0	20/13
1992	Martin, Kelvin.....	42	532	12.7	79t	2	2/2
1991	Martin, Kelvin.....	21	244	11.6	85t	1	3/3
1993	* Williams, Kevin.....	36	381	10.6	64t	2	8/3
1994	Williams, Kevin.....	39	349	8.9	83t	1	13/6
1995	Williams, Kevin.....	18	166	9.2	30	0	DNQ
1996	Martin, Kelvin.....	41	373	9.1	22	0	16/7
1997	Sanders, Deion.....	33	407	12.3	83t	1	5/3
1998	Sanders, Deion.....	24	375	15.6	69t	2	1/1
1999	Sanders, Deion.....	30	344	11.5	76	1	7/4
2000	McGarity, Wane.....	30	353	11.8	64t	2	8/3
2001	Swinton, Reggie.....	31	414	13.4	65t	1	3/2
2002	Galloway, Joey.....	15	181	12.1	71	0	DNQ
2003	Galloway, Joey.....	20	178	8.9	36	0	20/8
2004	* Frazier, Lance.....	24	229	9.5	55	0	11/5
2005	Crayton, Patrick.....	23	166	7.2	25	0	19/10
2006	Newman, Terence.....	20	202	10.1	56t	1	12/5
2007	Crayton, Patrick.....	22	201	9.1	49	0	14/5
2008	Jones, Adam.....	21	95	4.5	18	0	26/3
2009	Crayton, Patrick.....	36	437	12.1	82t	2	3/2
2010	* Bryant, Dez.....	15	215	14.3	93t	2	DNQ
2011	Bryant, Dez.....	15	103	6.9	20	0	DNQ
2012	Harris, Dwayne.....	22	354	16.1	78t	1	2/1
2013	Harris, Dwayne.....	20	256	12.8	86t	1	2/2
2014	Harris, Dwayne.....	30	275	9.2	38	0	9t/6
2015	* Whitehead, Lucky.....	19	110	5.8	28	0	DNQ
2016	Whitehead, Lucky.....	25	195	7.8	39	0	15/8
2017	* Switzer, Ryan.....	29	256	8.8	83t	1	12/8

INTERCEPTIONS

Year	Player	No.	Yards	Avg.	Long	TD	NFL/NFC Rank
1960	Bishop, Don.....	3	13	4.3	13t	0	25
	Franckhauser, Tom.....	3	11	3.7	9t	0	
1961	Bishop, Don.....	8	172	21.5	57t	0	2
1962	Bishop, Don.....	6	134	22.3	44t	0	9
1963	Green, Cornell.....	7	211	30.1	55t	0	6
1964	* Renfro, Mel.....	7	110	15.7	39t	1	4
1965	Green, Cornell.....	3	49	16.3	43t	0	27
	Livingston, Warren.....	3	5	1.7	5t	0	
	* Logan, Obert.....	3	5	1.7	3t	0	
1966	Green, Cornell.....	4	88	22.0	41t	1	21
1967	Green, Cornell.....	7	52	7.4	28t	0	7
	Renfro, Mel.....	7	38	5.4	30t	0	
1968	Howley, Chuck.....	6	115	19.2	58t	1	11
1969	Renfro, Mel.....	10	118	11.8	41t	0	1
1970	* Waters, Charlie.....	5	45	9.0	20t	0	16/9
1971	Adderley, Herb.....	6	182	30.3	46t	0	9/4
1972	Waters, Charlie.....	6	132	22.0	56t	1	7/3
1973	Jordan, Lee Roy.....	6	78	13.0	31t	1	4/2
1974	Harris, Cliff.....	3	8	2.7	8t	0	42/20
1975	Jordan, Lee Roy.....	6	80	13.3	38t	0	7/4
1976	Washington, Mark.....	4	49	12.3	22t	0	24/11
1977	Harris, Cliff.....	5	7	1.4	7t	0	16/7
1978	Barnes, Benny.....	5	72	14.4	38t	0	25/14

1979	Hughes, Randy.....	2	91	45.5	68t	0	93/45
	Harris, Cliff.....	2	35	17.5	20t	0	
	Barnes, Benny.....	2	20	10.0	11t	0	
	Lewis, D.D.....	2	8	4.0	5t	0	
	Kyle, Aaron.....	2	0	0.0	0t	0	
1980	Thurman, Dennis.....	5	114	22.8	78t	1	24/10
	Waters, Charlie.....	5	78	15.6	29t	0	
1981	* Walls, Everson.....	11	133	12.1	33t	0	1/1
1982	Walls, Everson.....	7	61	8.7	37t	0	1/1
1983	Thurman, Dennis.....	6	49	8.2	34t	0	15/8
1984	Downs, Michael.....	7	126	18.0	27t	1	4/2
1985	Walls, Everson.....	9	31	3.4	19t	0	1/1
1986	Downs, Michael.....	6	54	9.0	31t	0	11/7
1987	Walls, Everson.....	5	38	7.6	30t	0	7/4
1988	Williams, Robert.....	2	18	9.0	12t	0	81/47
	Downs, Michael.....	2	3	1.5	3t	0	
	Walls, Everson.....	2	0	0.0	0t	0	
1989	Lockhart, Eugene.....	2	14	7.0	12t	0	81/41
1990	Holt, Issiac.....	3	72	24.0	64t	1	33/17
	Washington, James.....	3	24	8.0	13t	0	
1991	Holt, Issiac.....	4	2	0.5	2t	0	23/13
1992	Washington, James.....	3	31	10.3	16t	0	43/20
	Gant, Kenneth.....	3	19	6.3	11t	0	
1993	Smith, Kevin.....	6	56	9.3	32t	1	7/2
1994	Woodson, Darren.....	5	140	28.0	94t	1	10/5
	Washington, James.....	5	43	8.6	25t	0	
1995	Brown, Larry.....	6	124	20.7	65t	2	5/4
	Marion, Brock.....	6	40	6.7	32t	1	
1996	Smith, Kevin.....	5	45	9.0	24t	0	11/6
	Woodson, Darren.....	5	43	8.6	21t	0	
1997	Sanders, Deion.....	2	81	40.5	50t	1	51/34
	* Stoutmire, Omar.....	2	8	4.0	8t	0	
1998	Sanders, Deion.....	5	153	30.6	71t	1	14/5
1999	Coakley, Dexter.....	4	119	29.8	46t	1	25/12
2000	Sparks, Phillippi.....	5	59	11.8	43t	0	17/9
2001	Woodson, Darren.....	3	11	3.7	6t	0	35/21
2002	* Williams, Roy.....	5	90	18.0	85t	2	10/4
	* Ross, Derek.....	5	17	3.4	12t	0	
2003	* Newman, Terence.....	4	23	5.8	25t	0	21/10
2004	Newman, Terence.....	4	31	7.8	21t	0	21/10
2005	Glenn, Aaron.....	4	10	2.5	10t	0	19/9
2006	Williams, Roy.....	5	33	6.6	27t	0	10t/4t
2007	Henry, Anthony.....	6	81	13.5	28t	1	5t/3
2008	Newman, Terence.....	4	2	0.5	2t	0	14t/7t
2009	Jenkins, Mike.....	5	0	0.0	0t	0	12t/8t
2010	Sensabaugh, Gerald.....	5	26	5.2	10t	0	
	Newman, Terence.....	5	16	3.2	30t	0	10t/5t
2011	Lee, Sean.....	4	87	21.8	37t	0	
	Newman, Terence.....	4	80	20.0	43t	1	12t/8t
2012	Carr, Brandon.....	3	120	40.0	47t	1	29t/17t
2013	Lee, Sean.....	4	174	43.5	74t	1	11t/8t
2014	Carter, Bruce.....	5	72	14.4	35t	1	3t/2t
2015	Heath, Jeff.....	2	19	9.5	19	0	48t/23t
2016	Church, Barry.....	2	14	7.0	14	0	47t/23t
2017	Heath, Jeff.....	3	20	6.7	14	0	26t/10t

TACKLES

Year	Player	No	Asst	Total	Year	Player	No	Asst	Total
1977	Breunig, Bob.....	73	-	57	1998	Woodson, Darren.....	74	-	62
1978	Breunig, Bob.....	71	-	64	1999	Godfrey, Randall.....	95	-	48
1979	Breunig, Bob.....	81	-	86	2000	Hambrock, Darren.....	78	-	76
1980	Breunig, Bob.....	69	-	60	2001	Nguyen, Dat.....	104	-	68
1981	Breunig, Bob.....	63	-	51	2002	Coakley, Dexter.....	99	-	74
1982	Downs, Michael.....	49	-	21	2003	Nguyen, Dat.....	93	-	47
1983	Breunig, Bob.....	69	-	57	2004	Nguyen, Dat.....	93	-	42
1984	Downs, Michael.....	96	-	40	2005	James, Bradie.....	72	-	37
1985	Lockhart, Eugene.....	69	-	59	2006	James, Bradie.....	67	-	65
1986	Lockhart, Eugene.....	77	-	44	2007	James, Bradie.....	80	-	50
1987	Downs, Michael.....	58	-	28	2008	James, Bradie.....	85	-	117
1988	Bates, Bill.....	85	-	39	2009	James, Bradie.....	89	-	92
1989	Lockhart, Eugene.....	154	-	68	2010	James, Bradie.....	86	-	77
1990	Lockhart, Eugene.....	72	-	67	2011	Lee, Sean.....	91	-	40
1991	Del Rio, Jack.....	77	-	53	2012	Spencer, Anthony.....	78	-	28
1992	Norton, Ken.....	64	-	56	2013	Church, Barry.....	100	-	47
1993	Norton, Ken.....	93	-	66	2014	Church, Barry.....	75	-	35
1994	Jones, Robert.....	83	-	79	2015	Lee, Sean.....	109	-	47
1995	Woodson, Darren.....	90	-	54	2016	Lee, Sean.....	120	-	54
1996	Strickland, Fred.....	87	-	66	2017	Lee, Sean.....	91	-	27
1997	Marion, Brock.....	92	-	66					

Tackles based on coaches film since 1977

SACKS								
Year	Player	Sacks	Year	Player	Sacks	Year	Player	Sacks
1960	Gonzaga, John	2.0	1980	Martin, Harvey	12.0	2000	Ekuban, Ebenezer	6.5
1961	Borden, Nate	3.0	1981	Jones, Ed	9.5	2001	Ellis, Greg	6.0
	Howley, Chuck	3.0	1982	Martin, Harvey	8.0	2002	Ellis, Greg	7.5
	Lilly, Bob	3.0	1983	White, Randy	12.5	2003	Ellis, Greg	8.0
1962	Lilly, Bob	10.0	1984	White, Randy	12.5	2004	Ellis, Greg	9.0
1963	Lilly, Bob	5.0	1985	Jones, Ed	13.0	2005	Ellis, Greg	8.0
1964	Andrie, George	12.5	1986	Jeffcoat, Jeff	14.0		*Ware, DeMarcus	8.0
1965	Andrie, George	14.5	1987	Jones, Ed	10.0	2006	Ware, DeMarcus	11.5
1966	Andrie, George	18.5	1988	Cobb, Reggie	7.5	2007	Ware, DeMarcus	14.0
1967	Andrie, George	11.5		Noonan, Danny	7.5	2008	Ware, DeMarcus	20.0
1968	Pugh, Jethro	15.5	1989	Jeffcoat, Jim	11.5	2009	Ware, DeMarcus	11.0
1969	Pugh, Jethro	13.0	1990	Stubbs, Daniel	7.5	2010	Ware, DeMarcus	15.5
1970	Pugh, Jethro	13.5		*Jones, Jimmie	7.5	2011	Ware, DeMarcus	19.5
1971	Pugh, Jethro	13.0	1991	Tolbert, Tony	7.0	2012	Ware, DeMarcus	11.5
1972	Pugh, Jethro	7.5	1992	Jeffcoat, Jim	10.5	2013	Hatcher, Jason	11.0
1973	Toomay, Pat	10.5	1993	Tolbert, Tony	7.5	2014	Mincey, Jeremy	6.0
1974	Martin, Harvey	7.5	1994	Haley, Charles	12.5	2015	Lawrence, DeMarcus	8.0
1975	Martin, Harvey	9.5	1995	Haley, Charles	10.5	2016	Mayowa, Benson	6.0
1976	Martin, Harvey	14.5	1996	Tolbert, Tony	12.0	2017	Lawrence, DeMarcus	14.5
1977	Martin, Harvey	23.0	1997	Carver, Shante	6.0	Sacks did not become an official stat until 1982		
1978	White, Randy	16.0	1998	Pittman, Kavika	6.0			
1979	Martin, Harvey	8.5	1999	Ellis, Greg	7.5			

SPECIAL TEAMS TACKLES													
Year	Player	No	Asst	Total	Year	Player	No	Asst	Total				
1988	Jax, Garth	13	-	11	-	24	2003	Dixon, Tony	11	-	9	-	20
1989	Bates, Bill	14	-	5	-	19	2004	James, Bradie	6	-	18	-	24
1990	Bates, Bill	15	-	8	-	23	2005	Davis, Keith	12	-	4	-	16
1991	Gant, Kenneth	18	-	7	-	25	2006	Fowler, Ryan	10	-	14	-	24
1992	* Woodson, Darren	14	-	5	-	19	2007	Watkins, Patrick	14	-	11	-	25
1993	Bates, Bill	19	-	16	-	25	2008	Davis, Keith	14	-	6	-	20
1994	Brownlow, Darrick	18	-	9	-	27	2009	Hurd, Sam	17	-	2	-	19
1995	* Lang, David	17	-	13	-	30	2010	* McCray, Danny	25	-	3	-	28
1996	Schwartz	24	-	8	-	32	2011	* McCray, Danny	13	-	6	-	19
1997	Williams, Charlie	16	-	10	-	26	2012	Frampton, Eric	18	-	3	-	21
1998	* Reese, Izell	12	-	9	-	21	2013	* Heath, Jeff	11	-	2	-	13
1999	* Nguyen, Dat	11	-	7	-	18	2014	Harris, Dwayne	11	-	7	-	18
2000	Reese, Izell	12	-	10	-	22	2015	Heath, Jeff	6	-	3	-	9
2001	Bell, Jason	15	-	6	-	21	2016	Jones, Byron	9	-	1	-	10
2002	Mackey, Louis	10	-	8	-	18	2017	Jones, Byron	9	-	2	-	11

Cowboys Individual Records

1960 – 12 games; 1961-77 – 14 games; 1978-2017 – 16 games.

NOTE: The 1982 regular season was reduced to nine games and the 1987 season to 15 games due to players' strikes.

The 16-game record (*) is listed in the top-three of all categories and is noted but may not necessarily be the third-place record.

SERVICE		Most Consecutive Seasons Leading Team		
Most Seasons	15	Ed Jones, 1974-78, 1980-89	9	Rafael Septien, 1978-86
	15	Bill Bates, 1983-97	7	Dan Bailey, 2011-17
	15	Mark Tuinei, 1983-97	4	Mike Clark, 1968-71
			POINTS	
	15	Jason Witten 2003-17	986	Emmitt Smith, 1990-2002 (164-td, 1-2pt)
	14	Bob Lilly, 1961-74	874	Rafael Septien, 1978-86 (388-pat, 162-fg)
	14	Lee Roy Jordan, 1963-76	834	Dan Bailey, 2011-17 (276-pat, 186-fg)
	14	Mel Renfro, 1964-77	Season	
	14	Jethro Pugh, 1965-78	150	Emmitt Smith, 1995 (25-td)
	14	Randy White, 1975-88	135	Dan Bailey, 2011 (39-pat, 32 fg)
Most Games Played	14	Tom Raftery, 1976-89	132	Emmitt Smith, 1994 (22-td)
	14	Tony Romo, 2003-16	Most Seasons, 100 or More Points	
	239	Jason Witten, 2003-17	6	Dan Bailey, 2011-16
	224	Ed Jones, 1974-78, 1980-89	3	Rafael Septien, 1981, 1983-84
	217	Bill Bates, 1983-97	3	Emmitt Smith, 1992, 1994-95
Most Consecutive Games Played			3	Chris Boniol, 1994-96
	235	Witten, Jason, 2003-17	Season, Rookie	
	196	Bob Lilly, 1961-74	135	Dan Bailey, 2011 (39-pat, 32 fg)
Most Games Started	176	Dale Hellestrae, 1990-2000	131	Nick Folk, 2007 (53-pat, 26-fg)
	229	Jason Witten, 2003-17	126	Richie Cunningham 1997 (34-pat, 24-fg)
	203	Ed Jones, 1974-78, 1980-89	Game	
Most Consecutive Games Started	199	Emmitt Smith, 1990-2002	24	Dan Reeves, vs. Atlanta, 11/5/67 (4 TDs)
	179	Jason Witten, 2003-17	24	Bob Hayes, vs. Houston, 12/20/70 (4 TDs)
	154	Lee Roy Jordan, 1966-76	24	Calvin Hill, @ Buffalo, 9/19/71 (4 TDs)
	145	Cornell Green, 1964-74	24	Duane Thomas, vs. St. Louis, 12/18/71 (4 TDs)
			24	Emmitt Smith, vs. Phoenix, 12/16/90 (4 TDs)
SCORING		24	Emmitt Smith, @ N.Y. Giants, 9/4/95 (4 TDs)	
		24	Terrell Owens, vs. Washington, 11/18/07 (4 TDs)	
		Game, Opponent		
		24	Dick James, @ Washington, 12/17/61	
		24	Harold Jackson, @ Rams, 10/14/73	
Most Seasons Leading Team	24	Sterling Sharpe, vs. Green Bay, 11/24/94		
	9	Rafael Septien, 1978-86		
	7	Dan Bailey, 2011-17		
	4	Mike Clark, 1968-71		

Most Consecutive Games Scoring

111	Rafael Septien, 1978-85
102	Dan Bailey, 2011-17
48	Chris Boniol, 1994-96

TOUCHDOWNS**Most Seasons Leading Team**

11	Emmitt Smith, 1990-96, 1998-2001
7	Tony Dorsett, 1977-78, 1980, 1982-85
4	Bob Hayes, 1965, 1967-68, 1980
4	Herschel Walker, 1986-89

Most Consecutive Seasons Leading Team

7	Emmitt Smith, 1990-96
4	Tony Dorsett, 1982-85
4	Herschel Walker, 1986-89
4	Emmitt Smith, 1998-2001

Career

164	Emmitt Smith, 1990-2002 (153-r, 11-p)
86	Tony Dorsett, 1977-87 (72-r, 13-p, 1-ret.)
76	Bob Hayes, 1965-74 (2-r, 71-p, 3-ret.)

Season

25	Emmitt Smith, 1995 (25-r)
22	Emmitt Smith, 1994 (21-r, 1-p)
19	Emmitt Smith, 1992 (18-r, 1p)

Season, Rookie

16	Ezekiel Elliott, 2016 (15-r, 1-p)
13	Bob Hayes, 1965 (1-r, 12-p)
13	Tony Dorsett, 1977 (12-r, 1-p)

Game

4	Dan Reeves, vs. Atlanta, 11/5/67 (2-r, 2-p)
4	Bob Hayes, vs. Houston, 12/20/70 (4-p)
4	Calvin Hill, @ Buffalo, 9/19/71 (4-r)
4	Duane Thomas, vs. St. Louis, 12/18/71 (3-r, 1-p)
4	Emmitt Smith, vs. Phoenix, 12/16/90 (4-r)
4	Emmitt Smith, @ N.Y. Giants, 9/4/95 (4-r)
4	Terrell Owens, vs. Washington, 11/18/07 (4-p)

Game, Opponent

4	Dick James, @ Wash., 12/17/61 (3-r, 1-p)
4	Harold Jackson, @ Rams, 10/14/73 (4-p)
4	Sterling Sharpe, vs. Green Bay, 11/24/94 (4-p)

Most Consecutive Games Scoring Touchdown

11	Emmitt Smith, 1994-95
11	Emmitt Smith, 1995
9	Emmitt Smith, 1993-94
9	Emmitt Smith, 1998-99

POINTS AFTER TOUCHDOWN**Most Attempted, Career**

398	Rafael Septien, 1978-86
278	Dan Bailey, 2011-17
182	Mike Clark, 1968-71, 1973

Most Attempted, Season

60	Rafael Septien, 1980
59	Rafael Septien, 1983
56	Danny Villanueva, 1966
56	Dan Bailey, 2014

Most Attempted, Game

8	Danny Villanueva, vs. Philadelphia, 10/19/66
8	Mike Clark, vs. Detroit, 9/15/68
8	Rafael Septien, vs. San Francisco, 10/12/80

Most Attempted, Game, Opponent

7	Gerry Perry, @ St. Louis, 12/9/62
7	David Akers, vs. Philadelphia, 11/15/04
7	Garrett Hartley, @ New Orleans, 11/10/13
6	11 times, last by Matt Prater, vs. Denver, 10/6/13

Most Made, Career

358	Rafael Septien, 1978-86
276	Dan Bailey, 2011-17
180	Mike Clark, 1968-71, 1973

Most Made, Season

59	Rafael Septien, 1980
57	Rafael Septien, 1983
56	Danny Villanueva, 1966
56	Dan Bailey, 2014

Most Made, Game

8	Rafael Septien, vs. San Francisco, 10/12/80
8	Mike Clark, vs. Detroit, 9/15/68
8	Danny Villanueva, vs. Philadelphia, 10/19/66

Most Made, Game, Opponent

7	Gerry Perry, @ St. Louis, 12/9/62
7	David Akers, vs. Philadelphia, 11/15/04
7	Garrett Hartley, @ New Orleans, 11/10/13
6	14 times, last by Brandon McManus @ Denver, 9/17/17

Most Consecutive Made

275	Dan Bailey 2011-17
131	Nick Folk, 2007-09
100	Danny Villanueva, 1965-67

Highest Percentage Made, Career (200 made)

99.3	Dan Bailey, 2011-17 (276-278)
97.5	Rafael Septien, 1979-86 (388-398)

Most Made, No Misses, Season

56	Danny Villanueva, 1966
56	Dan Bailey, 2014
54	Mike Clark, 1968

FIELD GOALS**Most Attempted, Career**

226	Rafael Septien, 1978-88
211	Dan Bailey, 2011-17
119	Mike Clark, 1968-71, 1973

Most Attempted, Season

39	Ken Willis, 1991
37	Richie Cunningham, 1997
37	Dan Bailey, 2011
36	Toni Fritsch, 1972
36	Mike Clark, 1969
36	Chris Boniol, 1996

Most Attempted, Game

8	Billy Cundiff, @ N.Y. Giants, 9/15/03
7	Mike Clark, @ Chicago, 11/24/68
7	Chris Boniol, vs. Green Bay, 11/18/96

Most Attempted, Opponent, Game

7	Sam Baker, @ Philadelphia, 12/5/65
7	Greg Zeurlein, vs. L.A. Rams, 10/1/17
6	Five times, last Matt Bryant, @ Atlanta, 11/4/12

Most Made, Career

186	Dan Bailey, 2011-17
162	Rafael Septien, 1978-88
81	Chris Boniol, 1994-96

Most Made, Season

34	Richie Cunningham, 1997
32	Chris Boniol, 1996
32	Dan Bailey, 2011

Most Made, Season, Rookie

32	Dan Bailey, 2011
26	Nick Folk, 2007
25	Tim Seder, 2000

Most Made, Game

7	Chris Boniol, vs. Green Bay, 11/18/96
7	Billy Cundiff, @ N.Y. Giants, 9/15/03
6	Dan Bailey, vs. Washington, 9/26/11

Most Made, Opponent, Game

7	Greg Zeurlein vs. L.A. Rams, 10/1/17
5	Morten Andersen, vs. Atlanta, 10/20/96
5	David Akers, vs. Philadelphia, 11/18/01
5	Lawrence Tynes, vs. N.Y. Giants, 10/28/12

Most Made, No Misses, Game

7	Chris Boniol, vs. Green Bay, 11/18/96
6	Dan Bailey, vs. Washington, 9/26/11
5	Roger Ruzek, @ Rams, 12/21/87
5	Eddie Murray, vs. Green Bay, 10/3/93
5	Chris Boniol, vs. N.Y. Giants, 12/17/95
5	Richie Cunningham, vs. Philadelphia, 9/15/97
5	Dan Bailey, vs. Green Bay, 12/15/13

Most Made, One Half

5	Chris Boniol, vs. Green Bay, 11/18/96
5	Billy Cundiff, @ N.Y. Giants, 9/15/03
4	Roger Ruzek, vs. N.Y. Giants, 11/2/87
4	Richie Cunningham, @ Arizona, 9/7/97
4	Dan Bailey, vs. Green Bay, 12/15/13

Most Made, One Quarter

4	Roger Ruzek, vs. N.Y. Giants, 11/2/87
---	---------------------------------------

Most Consecutive Field Goals Made

30	Dan Bailey, 2013-14
27	Chris Boniol, 1996
26	Chris Boniol, 1995-96
26	Dan Bailey, 2011

Most Consecutive Games Made

17	Dan Bailey, 2013-14
14	Dan Bailey, 2012
12	Richie Cunningham, 1997
11	Lin Elliott, 1992-93
11	Chris Boniol, 1995-96

Longest Field Goal

56	Billy Cundiff, vs. Detroit, 11/20/05
56	Dan Bailey, @ Seattle, 10/12/14
56	Dan Bailey, vs. N.Y. Giants, 9/11/16
56	Dan Bailey, @ Denver, 9/17/17

Longest Field Goal, Opponent

59	Tony Franklin, vs. Philadelphia, 11/12/79
57	Mason Crosby, vs. Green Bay, 12/15/13
57	Stephen Gostkowski, vs. New England, 10/11/15
55	Fred Steinfolt, @ Denver, 9/14/80
55	Chip Lohmiller, @ Washington, 9/23/90
55	Josh Brown, @ Seattle, 10/23/05
55	David Akers, @ San Francisco, 9/18/11
55	Caleb Sturgis, vs. Philadelphia, 10/30/16

Most Made, 50 or More Yards, Career

27	Dan Bailey, 2011-17
8	Rafael Septien, 1978-86
5	Nick Folk, 2007-09

Most Made, 50 or More Yards, Season

6	Dan Bailey, 2013
6	Dan Bailey, 2014, 2015
4	Ken Willis, 1991
4	David Buehler, 2010

Most Made, 50 or More Yards, Game

- 2 Eddie Murray, @ Minnesota, 12/12/93
- 2 Dan Bailey, @ Kansas City, 9/15/13
- 2 Dan Bailey, @ Detroit, 10/27/13
- 2 Dan Bailey, vs. Green Bay, 12/15/13
- 2 Dan Bailey, vs. N.Y. Giants, 9/11/16

Highest Field Goal Percentage, Career (100 made)

- 88.2 Dan Bailey, 2011-17 (186-211)
- 71.7 Rafael Septien, 1978-86 (226-162)

Highest Field Goal Percentage, Season (Qualifiers)

- 96.4 Chris Boniol, 1995 (27-28)
- 93.8 Dan Bailey, 2015 (30-32)
- 93.5 Dan Bailey, 2012 (29-31)

Highest Field Goal Percentage, Season, Rookie (Qualifiers)

- 86.5 Dan Bailey, 2011 (32-37)
- 83.9 Nick Folk, 2007 (26-31)
- 75.9 Chris Boniol, 1994 (22-29)

SAFETIES**Most, Career**

- 2 Jethro Pugh, 1965-78
- 2 Benny Barnes, 1972-82
- 2 Harvey Martin, 1973-83

Most, Season

- 2 Benny Barnes, 1973

Most, Game

- 1 Many times, last by J.J. Wilcox, vs. Washington, 1/3/16

RUSHING**Most Seasons Leading Team**

- 13 Emmitt Smith, 1990-2002
- 10 Tony Dorsett, 1977-86
- 7 Don Perkins, 1961-65, 1967-68

Most Consecutive Seasons Leading Team

- 13 Emmitt Smith, 1990-2002
- 10 Tony Dorsett, 1977-86
- 5 Don Perkins, 1961-65

Most Consecutive Games Leading Team

- 41 Emmitt Smith, 1994-96
- 32 Emmitt Smith, 1990-92
- 26 Herschel Walker, 1987-88

ATTEMPTS**Career**

- 4,052 Emmitt Smith, 1990-2002
- 2,755 Tony Dorsett, 1977-87
- 1,500 Don Perkins, 1961-68

Season

- 392 DeMarco Murray, 2014
- 377 Emmitt Smith, 1995
- 373 Emmitt Smith, 1992

Season, Rookie

- 322 Ezekiel Elliott, 2016
- 241 Emmitt Smith, 1990
- 208 Tony Dorsett, 1977

Game

- 35 Emmitt Smith, vs. N.Y. Giants, 11/7/94
- 34 Emmitt Smith, @ Washington, 11/24/91
- 34 Julius Jones, @ Carolina, 12/24/05
- 33 Troy Hambrick, @ Washington, 12/14/03
- 33 Julius Jones, vs. Chicago, 11/25/04
- 33 Ezekiel Elliott, @ Washington, 10/29/17

Game Opponent

- 40 Barry Sanders, vs. Detroit, 9/19/94
- 38 Walter Payton, vs. Chicago, 11/26/81
- 36 Charlie Garner, vs. San Francisco, 9/24/00

YARDS GAINED**Career**

- 17,162 Emmitt Smith, 1990-2002
- 12,036 Tony Dorsett, 1977-87
- 6,217 Don Perkins, 1961-68

Season

- 1,845 DeMarco Murray, 2014
- 1,773 Emmitt Smith, 1995
- 1,713 Emmitt Smith, 1992

Season, Rookie

- 1,631 Ezekiel Elliott, 2016
- 1,007 Tony Dorsett, 1977
- 942 Calvin Hill, 1969

Game

- 253 DeMarco Murray, vs. St. Louis, 10/23/11
- 237 Emmitt Smith, @ Philadelphia, 10/31/93
- 206 Tony Dorsett, vs. Philadelphia, 12/4/77

Game, Rookie

- 253 DeMarco Murray, vs. St. Louis, 10/23/11
- 206 Tony Dorsett, vs. Philadelphia, 12/4/77
- 198 Julius Jones, @ Seattle, 12/6/04

Game, Opponent

- 232 Jim Brown, vs. Cleveland, 9/22/63
- 210 Warrick Dunn, @ Tampa Bay, 12/3/00
- 206 Greg Bell, @ Buffalo, 11/18/84

Longest Run (All TDs)

- 99 Tony Dorsett, @ Minnesota, 1/3/83
- 91 DeMarco Murray, vs. St. Louis, 10/23/11
- 84 Herschel Walker, vs. Philadelphia, 12/14/86
- 84 Tony Dorsett, vs. Philadelphia, 12/4/77

Longest Run, Opponent (All TDs)

- 90 Ahman Green, @ Green Bay, 10/24/04
- 85 Greg Bell, @ Buffalo, 11/18/84
- 82 Le'Ron McClain, vs. Baltimore, 12/20/08

Most Seasons, 1,000 or More Yards

- 11 Emmitt Smith, 1991-2001
- 8 Tony Dorsett, 1977-81, 1983-85
- 2 Calvin Hill, 1972-73
- 2 DeMarco Murray, 2013-14

Most Consecutive Seasons, 1,000 or More Yards

- 11 Emmitt Smith, 1991-2001
- 5 Tony Dorsett, 1977-81
- 3 Tony Dorsett, 1983-85

Most Games, 100 or More Yards, Career

- 76 Emmitt Smith, 1990-2002
- 43 Tony Dorsett, 1977-87
- 19 DeMarco Murray, 2011-14

Most Games, 100 or More Yards, Season

- 12 DeMarco Murray, 2014*
- 11 Emmitt Smith, 1995
- 9 Tony Dorsett, 1981
- 9 Emmitt Smith, 1999

Most Consecutive Games, 100 or More Yards

- 8 DeMarco Murray, 2014
- 4 Tony Dorsett, 1979
- 4 Emmitt Smith, 1995
- 4 Emmitt Smith, 1995
- 4 Ezekiel Elliott, 2016

AVERAGE GAIN**Career (750 att.)**

- 4.85 DeMarco Murray, 2011-14 (934-4,526)
- 4.37 Tony Dorsett, 1977-87 (2,755-12,036)
- 4.32 Walt Garrison, 1966-74 (899-3,886)

Season (Qualifiers)

- 5.91 Felix Jones, 2009 (116-658)
- 5.57 Amos Marsh, 1962 (144-802)
- 5.47 DeMarco Murray*, 2011 (164-897)
- 5.32 Duane Thomas, 1970 (151-803)

Game (10 att.)

- 12.1 Walt Garrison, vs. Washington, 12/9/72 (10-121)
- 11.6 Julius Jones, vs. New Orleans, 12/10/06 (10-116)
- 10.9 Amos Marsh, @ Washington, 11/4/62 (10-109)

TOUCHDOWNS**Most Seasons Leading Team**

- 13 Emmitt Smith, 1990-2002
- 7 Tony Dorsett, 1977, 1979-80, 1982-85
- 6 Don Perkins, 1961-64, 1966-67

Most Consecutive Seasons Leading Team

- 13 Emmitt Smith, 1990-2002
- 6 Marion Barber, 2005-10
- 4 Don Perkins, 1961-64
- 4 Tony Dorsett, 1982-85
- 4 Herschel Walker, 1986-89
- 4 DeMarco Murray, 2011-14

Career

- 153 Emmitt Smith, 1990-2002
- 72 Tony Dorsett, 1977-87
- 47 Marion Barber, 2005-10

Season

- 25 Emmitt Smith, 1995
- 21 Emmitt Smith, 1994
- 18 Emmitt Smith, 1992

Season, Rookie

- 15 Ezekiel Elliott, 2016
- 12 Tony Dorsett, 1977
- 11 Emmitt Smith, 1990

Game

- 4 Calvin Hill, @ Buffalo, 9/19/71
- 4 Emmitt Smith, vs. Phoenix, 12/16/90
- 4 Emmitt Smith, @ N.Y. Giants, 9/4/95

Game, Opponent

- 3 Jim Taylor, @ Green Bay, 11/13/60
- 3 Dick James, vs. Washington, 12/17/61
- 3 Cleveland Gary, @ Rams, 11/18/90
- 3 Terry Allen, @ Washington, 12/22/96
- 3 Terrell Davis, @ Denver, 9/13/98
- 3 Larry Johnson, vs. Kansas City, 12/11/05
- 3 Steven Jackson, @ St. Louis, 10/19/08
- 3 Alfred Morris, @ Washington, 12/30/12
- 3 Devonta Freeman, vs. Atlanta, 9/27/15

Most Consecutive Games Rushing for Touchdown

- 11 Emmitt Smith, 1994-95
- 11 Emmitt Smith, 1995
- 7 Emmitt Smith, 1994

PASSING

Most Seasons Leading Team

12	Troy Aikman, 1989-2000
8	Roger Staubach, 1971, 1973-79
8	Tony Romo (2006-09, 2011-14)
7	Danny White, 1980-85, 1987

Most Consecutive Seasons Leading Team

12	Troy Aikman, 1989-2000
7	Roger Staubach, 1973-79
6	Don Meredith, 1963-68
6	Danny White, 1980-85

RATING

Highest, Career (1,500 att.)

97.15	Tony Romo, 2003-16
83.42	Roger Staubach, 1969-79
81.71	Danny White, 1976-88
81.62	Troy Aikman, 1989-2000

Highest, Season (Qualifiers)

113.2	Tony Romo, 2014
104.9	Dak Prescott, 2016
104.8	Roger Staubach, 1971

Highest, Rookie, Season (Qualifiers)

104.9	Dak Prescott, 2016
66.3	Chad Hutchinson, 2002
55.7	Troy Aikman, 1989

ATTEMPTS

Career

4,715	Troy Aikman, 1989-2000
4,331	Tony Romo, 2003-15
2,958	Roger Staubach, 1969-79

Season

648	Tony Romo, 2012
550	Tony Romo, 2009
535	Tony Romo, 2013

Season, Rookie

459	Dak Prescott, 2016
293	Troy Aikman, 1989
250	Chad Hutchinson, 2002

Game

62	Tony Romo, vs. N.Y. Giants, 10/28/12
62	Tony Romo, vs. Washington, 11/22/12
57	Troy Aikman, vs. Minnesota, 11/26/98
55	Troy Aikman, @ N.Y. Giants, 12/6/09

Game, Opponent

56	Warren Moon, @ Houston, 11/10/91
56	Jake Plummer, @ Arizona, 11/15/98
55	Jeff Garcia, vs. San Francisco, 12/8/02
54	Neil Lomax, vs. St. Louis, 12/27/87
54	Mark Rypien, vs. Washington, 11/22/90
54	Jason Campbell, vs. Washington, 11/18/07

COMPLETIONS

Career

2,898	Troy Aikman, 1989-2000
2,826	Tony Romo, 2003-15
1,761	Danny White, 1976-88

Season

425	Tony Romo, 2012
347	Tony Romo, 2009
346	Tony Romo, 2011

Season, Rookie

311	Dak Prescott, 2016
155	Troy Aikman, 1989
127	Chad Hutchinson, 2002

Game

41	Tony Romo, @ N.Y. Giants, 12/6/09
37	Tony Romo, vs. Washington, 11/22/12
36	Tony Romo, vs. N.Y. Giants, 10/28/12
36	Tony Romo, vs. N.Y. Giants, 9/8/13
36	Tony Romo, vs. N.Y. Giants, 9/13/15

Game, Opponent

41	Warren Moon, @ Houston, 11/10/91
41	Kirk Cousins, vs. Washington, 11/24/16
37	Drew Brees, vs. New Orleans, 12/23/12
37	Ben Roethlisberger, @ Pittsburgh, 11/13/16

Consecutive Passes Completed

21	Brandon Weeden, vs. Atlanta (9), 9/13/15, @ Philadelphia (7), 9/20/15, vs. Indianapolis (1), 12/21/14, at Jacksonville (1), 11/9/14, vs. Arizona (3), 11/2/14
17	Tony Romo, vs. Philadelphia (12), 12/2/12, @ Cincinnati (5), 12/9/12
16	Tony Romo, vs. Indianapolis, 12/21/14
16	Dak Prescott, vs. Tampa Bay (12), 12/18/16, vs. Detroit (4), 12/26/16

COMPLETION PERCENTAGE

Career (1,500 att.)

65.3	Tony Romo 2003-15 (4,331-2,826)
61.5	Troy Aikman, 1989-2000 (4,715-2,898)
59.7	Danny White, 1976-88 (2,950-1,761)

Season (Qualifiers)

69.9	Tony Romo, 2014 (435-304)
69.1	Troy Aikman, 1993 (392-271)
67.8	Dak Prescott, 2016 (459-311)

Season, Rookie (Qualifiers)

67.8	Dak Prescott, 2016 (459-311)
52.9	Troy Aikman, 1989 (293-155)
50.8	Chad Hutchinson, 2002 (250-127)

Game (20 attempts)

90.0	Tony Romo vs. Indianapolis, 12/21/14 (20-18)
88.9	Dak Prescott vs. Tampa Bay, 12/18/16 (36-32)
88.5	Tony Romo vs. Buffalo, 11/13/11 (26-23)

YARDS GAINED

Career

34,154	Tony Romo, 2003-15
32,942	Troy Aikman, 1989-2000
22,700	Roger Staubach, 1969-79

Season

4,903	Tony Romo, 2012
4,483	Tony Romo, 2009
4,211	Tony Romo, 2007

Season, Rookie

3,667	Dak Prescott, 2016
1,749	Troy Aikman, 1989
1,555	Chad Hutchinson, 2002

Game

506	Tony Romo, vs. Denver, 10/6/13
460	Don Meredith, @ San Francisco, 11/10/63
455	Troy Aikman, vs. Minnesota, 11/26/98

Game, Rookie

379	Troy Aikman, @ Phoenix, 11/12/89
319	Dak Prescott, @ Pittsburgh, 11/13/16
301	Chad Hutchinson, vs. Jacksonville, 11/24/02

Game, Opponent

488	Matthew Stafford, @ Detroit, 10/27/13
466	Bill Wade, vs. Chicago, 11/18/62
465	Jake Plummer, @ Arizona, 11/15/98

Most Seasons, 3,000 or More Passing Yards

7	Tony Romo, 2007-09, 2011-14
5	Troy Aikman, 1992-93, 1995-97
4	Danny White, 1980-81, 1983, 1985

Most Games, 300 or More Passing Yards, Career

46	Tony Romo, 2003-15
13	Troy Aikman, 1989-2000
10	Danny White, 1976-88

Most Games, 300 or More Passing Yards, Season

9	Tony Romo, 2012
8	Tony Romo, 2009
7	Tony Romo, 2007

Most Consecutive Games, 300 or More Passing Yards

3	Tony Romo, 2007
3	Tony Romo, 2012
2	Don Meredith, 1963
2	Vinny Testaverde, 2004
2	Tony Romo, 2007, 2008 (2 times), 2009 (2 times), 2011, 2012 (2 times)
2	Dak Prescott, 2016

Longest Pass Completion (All TDs except as noted)

95	Don Meredith (to Hayes), vs. Wash., 11/13/66
91	Roger Staubach (to Dorsett), vs. Balt., 9/4/78
90	Troy Aikman (to Harper), @ San Francisco, 11/13/94 (no TD)

Longest Pass Completion, Opponent (All TDs)

94	Norm Sneed (to Rich Houston), @ N.Y. Giants, 9/24/72
91	Mike Vick (to DeSean Jackson), vs. Philadelphia, 12/12/10
89	Kerry Collins (to Andre Hastings), @ New Orleans, 12/6/98
89	Tim Rattay (to Brandon Lloyd), @ San Francisco, 9/25/05

AVERAGE GAIN

Career (1,500 att.)

7.89	Tony Romo, 2003-15 (4,331-34,154)
7.67	Roger Staubach, 1969-79 (1,685-22,700)
7.45	Don Meredith, 1960-68 (2,308-17,199)

Season (Qualifiers)

8.92	Roger Staubach, 1971 (211-1,882)
8.79	Craig Morton, 1970 (207-1,819)
8.67	Craig Morton, 1969 (302-2,619)
8.61	Tony Romo, 2006 (220-2,903)*

Game (20 att.)

15.15	Don Meredith, vs. Philadelphia, 10/9/66 (26-394)
14.92	N.Y. Giants, vs. N.Y. Giants, 9/18/66 (24-358)
14.86	Jon Kitna, @ N.Y. Giants, 11/14/10 (22-327)

TOUCHDOWNS

Career

247	Tony Romo, 2003-15
165	Troy Aikman, 1989-2000
155	Danny White, 1976-88

STAFF

PLAYERS

2017 SEASON

INDIVIDUAL RECORDS

PLAYOFF RECORDS

HISTORY

SIDELINES

Season

36	Tony Romo, 2007
34	Tony Romo, 2014
31	Tony Romo, 2011, 13
29	Danny White, 1983

Season, Rookie

23	Dak Prescott, 2016
9	Troy Aikman, 1989
7	Chad Hutchinson, 2002

Game

5	Eddie LeBaron, @ Pittsburgh, 10/21/62
5	Don Meredith, vs. N.Y. Giants, 9/18/66
5	Don Meredith, vs. Philadelphia, 10/9/66
5	Don Meredith, vs. Philadelphia, 9/29/68
5	Craig Morton, vs. Philadelphia, 10/19/69
5	Craig Morton, vs. Houston, 12/20/70
5	Danny White, @ N.Y. Giants, 10/20/83
5	Troy Aikman, @ Washington, 9/12/99 (OT)
5	Tony Romo, vs. Tampa Bay, 11/23/06
5	Tony Romo, vs. Denver, 10/6/13

Game, Rookie

4	Troy Aikman, vs. Rams, 12/3/89
3	Dak Prescott, 4 times, last vs. Detroit, 12/26/16

Game, Opponent

6	Y.A. Tittle, @ N.Y. Giants, 12/16/62
5	Charley Johnson, @ St. Louis, 12/9/62
5	Sonny Jurgensen, @ Philadelphia, 11/26/61
5	Bill Nelsen, @ Cleveland, 11/2/69
5	Daunte Culpepper, @ Minnesota, 9/12/04
5	Drew Brees, vs. New Orleans, 12/10/06
5	Tom Brady, vs. New England, 10/14/07

Most Games, Four or More Touchdown Passes, Career

10	Tony Romo, 2003-14
8	Danny White, 1976-88
6	Don Meredith, 1960-68

Most Games, Four or More Touchdown Passes, Season

4	Tony Romo, 2007
3	Don Meredith, 1966
2	Danny White, 1980
2	Tony Romo, 2014

Most Consecutive Games, Four or More TD Passes

2	Tony Romo, @ N.Y. Giants, 11/11/07 and vs. Washington, 11/18/07
---	---

Most Consecutive Games, Touchdown Pass

38	Tony Romo, 2012-14
20	Tony Romo, 2009-11
17	Tony Romo, 2006-07

HAD INTERCEPTED

Career

141	Troy Aikman, 1989-2000
132	Danny White, 1976-88
117	Tony Romo, 2003-15

Season

25	Eddie LeBaron, 1960
25	Danny White, 1980*
23	Danny White, 1983

Game

5	Eddie LeBaron, vs. Philadelphia, 9/30/60
5	Eddie LeBaron, vs. St. Louis, 11/5/61
5	Danny White, @ N.Y. Giants, 11/9/80
5	Steve Pelluer, vs. Raiders, 11/9/86
5	Troy Aikman, @ N.Y. Giants, 10/15/00
5	Tony Romo, @ Buffalo, 10/8/07
5	Tony Romo, vs. Chicago, 10/1/12

Game, Opponent

6	Pete Liske, @ Philadelphia, 9/26/71
5	Five times, last by Dan Marino, vs. Miami, 11/25/99

Most Consecutive Passes Attempted, None Intercepted

216	Troy Aikman, 1999
184	Troy Aikman, 1995
176	Dak Prescott, 2016

Most Attempts, No Interceptions, Game

57	Troy Aikman, vs. Minnesota, 11/26/98
55	Tony Romo, @ N.Y. Giants, 12/16/09
50	Vinny Testaverde, @ Minnesota, 9/12/04
50	Tony Romo, vs. Cleveland, 11/18/12

Most Attempts, No Interceptions, Game, Opponent

56	Warren Moon, @ Houston, 11/10/91
53	Jeff Garcia, vs. San Francisco, 12/8/02
53	Drew Brees, vs. New Orleans, 12/23/12
53	Kirk Cousins, vs. Washington, 11/24/16

LOWEST PERCENTAGE PASSES INTERCEPTED

Career (1,500 att.)

2.70	Tony Romo, 2003-15 (4,331-117)
2.99	Troy Aikman, 1989-2000 (4,715-141)
3.70	Roger Staubach, 1969-79 (2,958-109)

Season (Qualifiers)

0.87	Dak Prescott, 2016 (459-4)
1.53	Troy Aikman, 1993 (392-6)
1.59	Troy Aikman, 1998 (315-5)

Season, Rookie (Qualifiers)

0.87	Dak Prescott, 2016 (459-4)
3.20	Chad Hutchinson, 2002 (250-8)
6.14	Troy Aikman, 1989 (293-18)

TIMES SACKED

Career

311	Roger Staubach, 1969-79
259	Troy Aikman, 1989-2000
251	Don Meredith, 1960-68

Season

58	Don Meredith, 1964
49	Drew Bledsoe, 2005*
47	Steve Pelluer, 1986

Game

11	Steve Pelluer, @ San Deigo, 11/16/86
11	Troy Aikman, vs. Philadelphia, 9/15/91
9	Craig Morton, @ Green Bay, 10/24/65

Game, Opponent

12	Warren Moon, @ Houston, 9/29/85
11	Greg Landry, vs. Detroit, 10/6/75
11	David Norrie, @ N.Y. Jets, 10/4/87

Highest Attempts/Sack Ratio, Career (1,500 att.)

19.2	Troy Aikman, 1989-2000 (4,974-259)
17.46	Tony Romo, 2003-15 (4,331-248)
13.2	Danny White, 1976-88 (3,192-242)

Highest Attempts/Sack Ratio, Season (Qualifiers)

36.0	Troy Aikman, 1998 (324-9)
31.9	Troy Aikman, 1995 (446-14)
26.8	Troy Aikman, 1996 (483-18)

PASS RECEIVING

RECEPTIONS

Most Seasons Leading Team

8	Michael Irvin, 1991-98
8	Jason Witten, 2004, 2007-12, 2015
5	Tony Hill, 1979-82, 1985

Most Consecutive Seasons Leading Team

8	Michael Irvin, 1991-98
6	Jason Witten, 2007-12
4	Drew Pearson, 1974-77
3	Lance Rentzel, 1967-69
3	Tony Hill, 1979-81

Most Consecutive Games Leading or Tied Team Lead

8	Michael Irvin, 1991-92
8	Raghib Ismail, 1999
7	Raghib Ismail, 2001
6	Lance Rentzel, 1968-69
6	Bob Hayes, 1966-67
6	Billy Howton, 1961-62

Career

1,152	Jason Witten, 2003-17
750	Michael Irvin, 1988-99
531	Dez Bryant, 2010-17

Season

111	Michael Irvin, 1995
110	Jason Witten, 2012
96	Jason Witten, 2007

Season, Rookie

46	Bob Hayes, 1965
45	Dez Bryant, 2010*
44	Antonio Bryant, 2002
44	Terrance Williams, 2013

Game

18	Jason Witten, vs. N.Y. Giants, 10/28/12
15	Jason Witten, @ Detroit, 12/9/07
14	Jason Witten, @ N.Y. Giants, 12/6/09

Game, Rookie

9	Dez Bryant, @ Green Bay, 11/7/10
8	Bob Hayes, vs. Philadelphia, 10/10/65
8	Jason Witten, vs. Miami, 11/27/03
8	Dez Bryant, @ Washington, 9/12/10

Game, Opponent

14	Marvin Harrison, @ Indianapolis, 11/17/02
14	Brian Westbrook, @ Philadelphia, 11/4/07
14	Reggie Wayne, @ Indianapolis, 12/5/10
14	Calvin Johnson, @ Detroit, 10/27/13
14	Antonio Brown, @ Pittsburgh, 11/13/16

Most Consecutive Games, Pass Reception

130	Jason Witten, 2008-16
117	Michael Irvin, 1990-98
72	Tony Hill, 1981-86

Most Seasons 50 or More Pass Receptions

14	Jason Witten, 2004-17
8	Michael Irvin, 1991-98
6	Dez Bryant, 2011-14, 2016-17

YARDS

Most Seasons Leading Team

8	Tony Hill, 1978-85
8	Michael Irvin, 1991-98
5	Bob Hayes, 1965-67, 1970-71

Most Consecutive Seasons Leading Team

8	Tony Hill, 1978-85
8	Michael Irvin, 1991-98
4	Frank Clarke, 1961-64
4	Drew Pearson, 1974-77

Career

11,904	Michael Irvin, 1988-99
11,888	Jason Witten, 2003-16
7,958	Tony Hill, 1977-86

Season

1,603	Michael Irvin, 1995
1,523	Michael Irvin, 1991
1,396	Michael Irvin, 1992

Season, Rookie

1,003	Bob Hayes, 1965
744	Mike Sherrard, 1986*
736	Terrance Williams, 2013

Game

250	Miles Austin, @ Kansas City, 10/11/09
246	Bob Hayes, @ Washington, 11/13/66
241	Frank Clarke, vs. Washington, 9/16/62

Game, Rookie

203	James Dixon, @ Phoenix, 11/12/89
177	Bob Hayes, vs. Philadelphia, 10/10/65
170	Antonio Bryant, @ Washington, 12/29/02

Game, Opponent

329	Calvin Johnson, @ Detroit, 10/27/13
238	Harold Jackson, @ Rams, 10/14/73
210	DeSean Jackson, vs. Philadelphia, 12/12/10

Longest Pass Reception (All TDs except as noted)

95	Bob Hayes (from Meredith), vs. Washington, 11/13/66
91	Tony Dorsett (from Staubach), vs. Balt., 9/4/78
90	Alvin Harper (from Aikman), @ San Francisco, 11/13/94 (No TD)
90	Jason Tucker (from Aikman), vs. N.Y. Giants, 1/2/00

Longest Pass Reception, Opponent (All TDs)

94	Rich Houston (from Norm Shead), @ N.Y. Giants, 9/24/72
91	DeSean Jackson (from Michael Vick), vs. Philadelphia, 12/12/10
89	Andre Hastings (from Kerry Collins), @ New Orleans, 12/6/98
89	Brandon Lloyd (from Tim Rattay), @ San Francisco, 9/25/05

Most Seasons 1,000 or More Yards Pass Receiving

7	Michael Irvin, 1991-95, 1997-98
4	Jason Witten, 2007, 2009-10, 2012
3	Terrell Owens, 2006-08
3	Dez Bryant, 2012-14

Most Games, 100 or More Yards Pass Receiving, Career

47	Michael Irvin, 1988-99
26	Tony Hill, 1977-86
23	Bob Hayes, 1965-74

Most Games, 100 or More Yards Pass Receiving, Season

11	Michael Irvin, 1995
7	Michael Irvin, 1991
6	Bob Hayes, 1967
6	Michael Irvin, 1992
6	Terrell Owens, 2007

Most Consecutive Games, 100 or More Yards Pass Receiving

7	Michael Irvin, 1995
4	Terrell Owens, 2007
3	Lance Rentzel, 1968-69
3	Michael Irvin, 1991
3	Michael Irvin, 1992
3	Michael Irvin, 1993
3	Michael Irvin, 1995

AVERAGE GAIN

Career (200 receptions)

20.0	Bob Hayes, 1965-74 (365-7,295)
18.6	Frank Clarke, 1960-67 (281-5,214)
16.7	Tony Hill, 1977-86 (479-7,988)

Season (Qualifiers)

26.1	Bob Hayes, 1970 (34-889)
24.9	Alvin Harper, 1994 (33-821)*
24.0	Bob Hayes, 1971 (35-840)

Game (3 receptions)

45.3	Alvin Harper, @ San Fran., 11/13/94 (3-136)
44.3	Tony Hill, @ Washington, 9/5/83 (3-133)
42.0	Frank Clarke, @ N.Y. Giants, 10/20/63 (4-168)

Career

73	Dez Bryant, 2010-17
71	Bob Hayes, 1965-74
68	Jason Witten, 2003-17

Season

16	Dez Bryant, 2014
15	Terrell Owens, 2007
14	Frank Clarke, 1962
13	Bob Hayes, 1966
13	Terrell Owens, 2006
13	Dez Bryant, 2013

Season, Rookie

12	Bob Hayes, 1965
6	Antonio Bryant, 2002*
6	Dez Bryant, 2010*
5	Billy Joe Dupree, 1973
5	Mike Sherrard, 1986
5	Michael Irvin, 1988
5	Terrance Williams, 2013

Game

4	Bob Hayes, vs. Houston, 12/20/70
4	Terrell Owens, vs. Washington, 11/18/07
3	15 times, last by Dez Bryant, at Philadelphia, 12/14/14

Game, Opponent

4	Harold Jackson, @ Rams, 10/14/73
4	Sterling Sharpe, vs. Green Bay, 11/24/94

Most Consecutive Games, Touchdown

7	Frank Clarke, 1961-62
7	Bob Hayes, 1965-66
7	Terrell Owens, 2007
7	Dez Bryant, 2012
6	Frank Clarke, 1963
6	Bob Hayes, 1966-67
6	Michael Irvin, 1995

RUSHING-RECEIVING

Most Seasons Leading Team

13	Emmitt Smith, 1990-2002
9	Tony Dorsett, 1977-85
3	Calvin Hill, 1969, 1972-73
3	Herschel Walker, 1986-88

Most Consecutive Seasons Leading Team

13	Emmitt Smith, 1990-2002
9	Tony Dorsett, 1977-85
3	Herschel Walker, 1986-88

ATTEMPTS

Career

4,538	Emmitt Smith, 1990-2002 (ru-4,052, re-486)
3,137	Tony Dorsett, 1977-87 (ru-2,755, re-382)
1,646	Don Perkins, 1961-68 (ru-1,500, re-146)

Season

449	DeMarco Murray, 2014 (ru-392, re-57)
439	Emmitt Smith, 1995 (ru-377, re-62)
432	Emmitt Smith, 1992 (ru-373, re-59)

Season, Rookie

354	Ezekiel Elliott, 2016 (ru-322, re-32)
265	Emmitt Smith, 1990 (ru-241, re-24)
237	Tony Dorsett, 1977 (ru-208, re-29)

Game

42	Emmitt Smith, @ N.Y. Giants, 1/2/94 (ru-32, re-10)
41	DeMarco Murray, @ Chicago, 12/4/14 (ru-32, re-9)
39	Emmitt Smith, @ G.B., 10/6/91 (ru-32, re-7)

YARDS

Career

20,174	Emmitt Smith, 1990-2002 (ru-17,162, re-3,012)
15,468	Tony Dorsett, 1977-87 (ru-12,036, re-3,432)
11,909	Michael Irvin, 1988-97 (ru-5, re-11,904)

Season

2,261	DeMarco Murray, 2014 (ru-1,845, re-416)
2,148	Emmitt Smith, 1995 (ru-1,773, re-375)
2,048	Emmitt Smith, 1992 (ru-1,713, re-335)

Season, Rookie

1,994	Ezekiel Elliott, 2016 (ru-1,631, re-363)
1,280	Tony Dorsett, 1977 (ru-1,007, re-273)
1,174	Calvin Hill, 1969 (ru-942, re-232)

Game

292	Herschel Walker, vs. Philadelphia, 12/14/86 (ru-122, re-170)
254	Tony Dorsett, vs. Baltimore, 9/4/78 (ru-147, re-107)
253	DeMarco Murray, vs. St. Louis, 10/23/11 (ru-253)

PUNTING

PUNTS

Career

612	Danny White, 1976-88
591	Mike Saxon, 1985-92
494	Mat McBriar, 2004-11

Season

94	Toby Gowin, 2003
86	Mike Saxon, 1986
86	Toby Gowin, 1997

Season, Rookie

86	Toby Gowin, 1997
81	Mike Saxon, 1985
68	Mitch Hoopes, 1975

Game

11	Danny White, vs. Philadelphia, 9/23/84
10	Many times, last by Filip Filipovic, @ Detroit 11/3/02

Game, Opponent

- 11 Danny Villanueva, @ Rams, 9/30/62
- 11 John James, @ Atlanta, 9/15/74
- 11 Marv Bateman, vs. Buffalo, 11/15/76
- 11 Rich Camarillo, vs. New England, 11/22/84

Longest Punt

- 84 Ron Widby, @ New Orleans, 11/3/68
- 75 Billy Lothridge, vs. N.Y. Giants, 10/11/64
- 75 Sam Baker, vs. Rams, 9/30/62
- 75 Mat McBriar, vs. Houston, 10/15/06

Longest Punt, Opponent

- 81 Tom McNeill, @ New Orleans, 9/28/69
- 90 Randall Cunningham, vs. Phila., 10/16/94
- 78 Jerry Norton, vs. St. Louis, 11/5/61
- 78 Bill Van Heusen, @ Denver, 12/2/73

AVERAGE GROSS YARDS**Career (300 punts)**

- 45.3 Mat McBriar, 2004-11 (461-21,038)
- 45.0 Chris Jones, 2011-17 (349-15,703)
- 41.7 Toby Gowin, 1997-99, 2003 (338-14,099)

Season (Qualifiers)

- 48.2 Mat McBriar, 2006 (56-2,697)
- 47.9 Mat McBriar, 2010 (65-3,115)
- 47.1 Mat McBriar, 2007 (63-2,970)

Season, Rookie (Qualifiers)

- 42.8 Micah Knorr, 2000 (58-2,485)
- 41.9 Mike Saxon, 1985 (81-3,396)
- 41.8 John Jett, 1993 (56-2,342)
- 41.8 Toby Gowin, 1997 (86-3,592)

Game (4 punts)

- 56.8 Mat McBriar, vs. Houston, 10/15/06 (4-227)
- 55.3 Toby Gowin, vs. Chicago, 9/28/97 (6-332)
- 55.3 Chris Jones, at San Francisco, 10/2/16 (4-221)

Game, Opponent (4 punts)

- 55.3 Donnie Jones, vs. St. Louis, 9/30/07 (8-442)
- 55.3 Andy Lee, @ San Francisco, 9/18/11 (6-332)
- 55.0 Steve Weatherford, @ N.Y. Giants, 11/23/14 (4-220)

AVERAGE NET YARDS**Career (300 punts)**

- 40.6 Chris Jones, 2011-17 (349-14,296)
- 38.1 Mat McBriar, 2004-11 (494-18,954)
- 35.5 Toby Gowin, 1997-99, 2003 (339-12,018)

Season (Qualifiers)

- 42.5 Chris Jones, 2015 (69-2,935)
- 41.7 Mat McBriar, 2010 (65-2,750)
- 41.4 Chris Jones, 2017 (66-2,733)

Season, Rookie (Qualifiers)

- 38.1 Billy Lothridge, 1964 (62-2,361)
- 37.7 John Jett, 1993 (56-2,113)*
- 36.2 Marv Bateman, 1972 (51-1,848)

Game (4 punts)

- 50.6 Ron Widby, @ New Orleans, 11/3/68 (5-253)
- 50.5 Mat McBriar, vs. Minnesota, 10/21/07 (4-202)
- 49.2 John Jett, @ Atlanta, 11/21/93 (6-295)

Game, Opponent (4 punts)

- 51.6 Steve Weatherford, @ N.Y. Giants, 11/24/13 (5-273)
- 51.0 Pat Studstill, vs. Rams, 11/25/71 (4-204)
- 50.0 Dave Jennings, vs. N.Y. Giants, 10/5/80 (5-250)

HAD BLOCKED**Career**

- 5 Danny White, 1976-88
- 4 Mike Saxon, 1985-92
- 3 Micah Knorr, 2000-02
- 3 Mat McBriar, 2004-11
- 3 Chris Jones, 2011-17

Season

- 3 Micah Knorr, 2001
- 2 Marv Bateman, 1973
- 2 Danny White, 1976
- 2 Mike Saxon, 1989

Most Consecutive Punts, None Blocked

- 341 Danny White, 1978-83
- 299 Mat McBriar, 2004-08
- 253 John Jett, 1993-96

INSIDE 20**Career**

- 175 Mat McBriar, 2004-11
- 166 Mike Saxon, 1985-92
- 159 Danny White, 1976-88

Season

- 38 Mat McBriar, 2009
- 34 Chris Jones, 2017
- 31 Toby Gowin, 1998

Game

- 6 Chris Jones, @ Philadelphia, 10/20/13
- 5 Danny Villanueva, @ Cleveland, 10/17/65
- 5 Duane Carrell, vs. St. Louis, 11/3/74
- 5 Toby Gowin, @ Washington, 10/13/97
- 5 Toby Gowin, vs. Philadelphia, 12/12/99
- 5 Toby Gowin, vs. Buffalo, 11/9/03
- 5 Mat McBriar, @ Seattle, 10/23/05
- 5 Mat McBriar, vs. Carolina, 9/28/09
- 5 Mat McBriar, vs. Philadelphia, 12/24/11

Fewest Touchbacks in a Season (Qualifiers)

- 1 Chris Jones, 2015
- 2 Danny White, 1982
- 2 Chris Jones, 2014
- 3 Allen Green, 1961
- 3 Danny Villanueva, 1966
- 3 Marv Bateman, 1972
- 3 John Jett, 1993
- 3 Mat McBriar, 2008
- 3 Mat McBriar, 2009
- 3 Brian Moorman, 2012

PUNT RETURNS**Most Seasons Leading Team**

- 5 Bob Hayes, 1966-70
- 5 Kelvin Martin, 1987-88, 1991-92, 1996
- 3 Butch Johnson, 1976-78
- 3 Kevin Williams, 1993-95
- 3 Deion Sanders, 1997-99
- 3 Patrick Crayton, 2005, 2007, 2009
- 3 Dwayne Harris, 2012-14

Most Consecutive Seasons Leading Team

- 5 Bob Hayes, 1966-70
- 3 Butch Johnson, 1976-78
- 3 Kevin Williams, 1993-95
- 3 Deion Sanders, 1997-99
- 3 Dwayne Harris, 2012-14

RETURNS**Career**

- 179 Kelvin Martin, 1987-92, 1996
- 146 Butch Johnson, 1976-83
- 111 Patrick Crayton, 2004-09

Season

- 54 James Jones, 1980
- 54 Gary Allen, 1984
- 51 Butch Johnson, 1978

Season, Rookie

- 54 James Jones, 1980
- 45 Butch Johnson, 1976
- 36 Kevin Williams, 1993

Game

- 9 Butch Johnson, vs. Buffalo, 11/15/76
- 8 Ron Fellows, vs. Cleveland, 11/25/82
- 8 Dedric Ward, @ Washington, 9/27/04

Game, Opponent

- 8 Phil McConkey, vs. N.Y. Giants, 11/4/84
- 7 Phillip Epps, vs. Green Bay, 9/23/84
- 7 Irving Fryar, vs. New England, 11/22/84
- 7 Vai Sikahema, @ St. Louis, 9/13/87

FAIR CATCHES**Career**

- 69 Patrick Crayton, 2004-09
- 61 Kelvin Martin, 1987-92, 1996
- 42 Kevin Williams, 1993-96

Season

- 23 Patrick Crayton, 2009
- 20 Patrick Crayton, 2007
- 18 Golden Richards, 1973
- 18 Kelvin Martin, 1992

Game

- 5 Patrick Crayton, @ Washington, 12/27/09
- 4 Golden Richards, @ New England, 11/16/75
- 4 Golden Richards, @ Washington, 11/7/74
- 4 Kelvin Martin, vs. Philadelphia, 12/18/88
- 4 Patrick Crayton, vs. Kansas City, 12/11/05
- 4 Patrick Crayton, @ N.Y. Giants, 11/11/07
- 4 Patrick Crayton, vs. Philadelphia, 12/16/07
- 4 Patrick Crayton, @ N.Y. Giants, 12/6/09

Game, Opponent

- 5 Amani Toomer, N.Y. Giants, 9/8/96
- 5 Jimmy Williams, @ Seattle, 10/23/05
- 5 Chad Hall, vs. Philadelphia, 12/24/11
- 5 Damaris Johnson, @ Philadelphia, 10/20/13

YARDS GAINED**Career**

- 1,803 Kelvin Martin, 1987-92, 1996
- 1,313 Butch Johnson, 1976-83
- 1,184 Deion Sanders, 1995-99

Season

- 548 James Jones, 1980
- 532 Kelvin Martin, 1992
- 489 Butch Johnson, 1976

Season, Rookie

- 548 James Jones, 1980
- 489 Butch Johnson, 1976
- 418 Mel Renfro, 1964

Game

- 124 Kelvin Martin, @ Philadelphia, 12/15/91
- 122 Bob Hayes, vs. Pittsburgh, 12/8/68
- 117 Mel Renfro, vs. Green Bay, 11/29/64
- 117 Butch Johnson, vs. Buffalo, 11/15/76

Game, Opponent

139	Darrien Gordon, @ Atlanta, 11/11/01
123	Tiki Barber, @ N.Y. Giants, 10/18/99
111	Dante Hall, vs. St. Louis, 9/30/07

Longest Punt Return (All TDs)

98	Dennis Morgan, vs. St. Louis, 10/13/74
97	Bryan McCann, vs. Detroit, 11/21/10
93	Dez Bryant, vs. N.Y. Giants, 10/25/10

Longest Punt Return/Opponent (All TDs)

98	Terance Mathis, @ N.Y. Jets, 11/4/90
98	Damaris Johnson, vs. Philadelphia, 12/2/12
85	Tiki Barber, @ N.Y. Giants, 10/18/99
85	Dante Hall, vs. St. Louis, 9/30/07

AVERAGE YARDAGE**Career (75 returns)**

13.3	Deion Sanders, 1995-99 (89-1,184)
11.1	Bob Hayes, 1965-74 (104-1,158)
11.1	Dwayne Harris, 2011-14 (87-965)

Season (Qualifiers)

20.8	Bob Hayes, 1968 (15-312)
16.1	Dwayne Harris, 2012 (22-354)*
15.6	Deion Sanders, 1998 (24-375)

Season, Rookie (Qualifiers)

15.1	Dennis Morgan, 1974 (19-287)
13.1	Mel Renfro, 1964 (32-418)
13.4	Reggie Swinton, 2001 (31-414)*

Game (3 returns)

40.7	Bob Hayes, vs. Pittsburgh, 12/8/68 (3-122)
32.0	Kevin Williams, vs. Wash., 11/20/94 (3-96)
29.3	Mel Renfro, vs. Green Bay, 11/29/64 (4-117)

Game, Opponent (3 returns)

46.3	Darrien Gordon, @ Atlanta, 11/11/01 (3-139)
32.3	Brandon Banks, @ Washington, 11/20/11 (3-97)
31.7	Domenik Hixon, @ N.Y. Giants, 12/6/09

TOUCHDOWNS**Career**

4	Deion Sanders, 1995-99
3	Bob Hayes, 1965-74
3	Kelvin Martin, 1987-92, 1996
3	Kevin Williams, 1993-96

Season

2	Bob Hayes, 1968
2	Kelvin Martin, 1992*
2	Kevin Williams, 1993*
2	Deion Sanders, 1998*
2	Wane McGarity, 2000*
2	Patrick Crayton, 2009*
2	Dez Bryant, 2010*

Game

1	Many times, last by Ryan Switzer, vs. Washington, 11/30/17
---	--

KICKOFF RETURNS**Most Seasons Leading Team**

3	Mel Renfro, 1964-66
3	Butch Johnson, 1976-78
3	Kevin Williams, 1993-95
3	Patrick Crayton, 2006-08
3	Dwayne Harris, 2011, 2013-14

Most Consecutive Seasons Leading Team

3	Mel Renfro, 1964-66
3	Butch Johnson, 1976-78
3	Kevin Williams, 1993-95
3	Patrick Crayton, 2006-08

RETURNS**Career**

144	Kevin Williams, 1993-96
101	James Dixon, 1989-91
98	Tyson Thompson, 2005-07

Season

57	Tyson Thompson, 2005
56	Reggie Swinton, 2001
51	Jason Tucker, 2000

Season, Rookie

57	Tyson Thompson, 2005
47	James Dixon, 1989
40	Mel Renfro, 1964

Game

8	Mel Renfro, vs. Green Bay, 11/29/64
8	Woody Dantzler, @ N.Y. Giants, 12/15/02
7	Robert Lavette, @ N.Y. Giants, 10/6/85
7	Reggie Swinton, vs. Philadelphia, 11/18/01

Game, Opponent

8	Mel Gray, @ Detroit, 11/8/92
8	Brian Mitchell, @ N.Y. Giants, 9/15/03
7	Six times, last by Reggie Swinton, vs. Arizona, 10/30/05

YARDS**Career**

3,416	Kevin Williams, 1993-96
2,416	Tyson Thompson, 2005-07
2,315	James Dixon, 1989-91

Season

1,399	Tyson Thompson, 2005
1,327	Reggie Swinton, 2001
1,181	James Dixon, 1989

Season, Rookie

1,399	Tyson Thompson, 2005
1,181	James Dixon, 1989
1,017	Mel Renfro, 1964

Game

247	Felix Jones, vs. Philadelphia, 9/15/08
213	Reggie Swinton, @ Philadelphia, 9/22/02
205	Jason Tucker, @ N.Y. Giants, 10/15/00

Game, Opponent

247	Tim Brown, @ Philadelphia, 11/6/66
194	Brian Mitchell, @ N.Y. Giants, 9/15/03
193	Ahmad Bradshaw, vs. N.Y. Giants, 9/9/07

Longest Kickoff Return (All TDs)

102	Alexander Wright, vs. Atlanta, 12/22/91
101	Amos Marsh, vs. Philadelphia, 10/14/62
101	Ike Thomas, vs. N.Y. Jets, 12/4/71

Longest Kickoff Return, Opponent (All TDs)

108	Roy Green, St. Louis, 10/21/79
108	Jacoby Jones, @ Baltimore, 10/14/12
103	Terrence McGee, @ Buffalo, 10/8/07

AVERAGE YARDAGE**Career (75 returns)**

26.5	Dwayne Harris, 2011-14 (77-2,040)
26.4	Mel Renfro, 1964-77 (85-2,246)
25.3	Herschel Walker, 1986-89, 1996-97 (77-1,946)

Season (Qualifiers)

30.6	Dwayne Harris, 2013 (28-857)
30.0	Mel Renfro, 1965 (21-630)
28.9	Herschel Walker, 1996 (27-779)

Season, Rookie (Qualifiers)

27.9	Jason Tucker, 1999 (22-613)
26.5	Bob Hayes, 1965 (17-450)
25.7	Amos Marsh, 1961 (26-667)

Game (3 returns)

48.0	Mark Washington, @ Wash., 11/22/70 (3-144)
43.7	Reggie Swinton, vs. Tampa Bay, 9/9/01 (3-131)
43.6	Ike Thomas, vs. Rams, 11/25/71 (3-131)

Game, Opponent (3 returns)

53.0	Jacoby Jones, @ Baltimore, 10/14/12 (3-159)
49.7	Dwayne Harris, @ N.Y. Giants, 10/25/15 (3-149)
49.4	Tim Brown, @ Philadelphia, 11/6/66 (5-247)

TOUCHDOWNS**Career**

2	Mel Renfro, 1964-77
2	Ike Thomas, 1971
2	Alexander Wright, 1990-91

Season

2	Ike Thomas, 1971
---	------------------

Game

1	Many times last by Felix Jones, vs. Philadelphia, 9/15/08
---	---

Game, Opponent

2	Tim Brown, @ Philadelphia, 11/6/66
---	------------------------------------

COMBINED KICK RETURNS**MOST RETURNS****Career**

239	Kevin Williams, 1993-96 (p-95, k-144)
230	Kelvin Martin, 1987-92, 1996 (p-179, k-151)
225	Butch Johnson, 1976-83 (p-146, k-79)

Season

87	Gary Allen, 1984 (p-54, k-33)
87	Reggie Swinton, 2001 (p-31, k-56)
86	James Jones, 1980 (p-54, k-32)

Game

12	Mel Renfro, vs. G.B., 11/29/64 (p-4, k-8)
11	Butch Johnson, vs. Buff., 11/15/76 (p-9, k-2)
11	Reggie Swinton, vs. Denver, 11/22/01 (p-5, k-6)

Game, Opponent

12	Larry Jones, vs. Wash., 12/13/75 (p-6, k-6)
10	Phil McConkey, vs. N.Y. Giants, 11/4/84 (p-8, k-2)
10	Stump Mitchell, @ St. Louis, 9/11/83 (p-5, k-5)
10	Brian Mitchell, vs. Wash., 11/20/94 (p-5, k-5)
10	Reggie Swinton, vs. Arizona, 10/30/05 (p-3, k-7)

YARDS GAINED**Career**

4,329	Kevin Williams, 1993-96 (p-913, k-3,416)
3,145	Butch Johnson, 1976-83 (p-1,313, k-1,832)
3,088	Mel Renfro, 1964-77 (p-842, k-2,246)

Season

1,741	Reggie Swinton, 2001 (p-414, k-1,327)
1,497	Kevin Williams, 1994 (p-349, k-1,148)
1,435	Mel Renfro, 1964 (p-418, k-1,017)

Game

273	Mel Renfro, vs. G.B., 11/29/64 (p-117, k-156)
247	Felix Jones, vs. Philadelphia, 9/15/08 (k-247)
224	Reggie Swinton, vs. Denver, 11/22/01 (p-100, k-124)

Game, Opponent

- 247 Tim Brown, @ Philadelphia, 11/6/66 (k-247)
- 213 Stump Mitchell, St. Louis, 9/11/83 (p-53, k-160)
- 212 Brian Mitchell, vs. Wash., 11/20/94 (p-32, k-180)

TOUCHDOWNS

Career

- 4 Kevin Williams, 1993-94 (p-3, k-1)
- 4 Deion Sanders, 1995-99 (p-4)
- 3 Bob Hayes, 1965-74 (p-3)
- 3 Mel Renfro, 1964-77 (p-1, k-2)
- 3 Kelvin Martin, 1987-92 (p-3)

Season

- 2 Bob Hayes, 1968 (p-2)
- 2 Ike Thomas, 1971 (k-2)
- 2 Kelvin Martin, 1992 (p-2)*
- 2 Kevin Williams, 1993 (p-2)*
- 2 Kevin Williams, 1994 (p-1, k-1)*
- 2 Deion Sanders, 1998 (p-2)*
- 2 Wane McGarity, 2000 (p-2)*
- 2 Patrick Crayton, 2009 (p-2)*
- 2 Dez Bryant, 2010 (p-2)*

Game

- 1 Many times, last by Ryan Switzer, vs. Washington 11/30/17

Game, Opponent

- 2 Tim Brown, @ Philadelphia, 11/6/66 (k-2)

COMBINED NET YARDS

Rushing, receiving, interception returns, kickoff returns, punt returns and fumble returns

Most Seasons Leading Team

- 10 Emmitt Smith, 1990-96, 1998-2000
- 9 Tony Dorsett, 1977-85
- 4 Herschel Walker, 1986-88, 1997

Most Consecutive Seasons Leading Team

- 9 Tony Dorsett, 1977-85
- 7 Emmitt Smith, 1990-96
- 7 Herschel Walker, 1986-88
- 3 Emmitt Smith, 1998-2000

ATTEMPTS

Career

- 4,538 Emmitt Smith, 1990-2002
- 3,153 Tony Dorsett, 1977-87
- 1,677 Don Perkins, 1961-68

Season

- 449 DeMarco Murray, 2014
- 439 Emmitt Smith, 1995
- 433 Emmitt Smith, 1992

Game

- 42 Emmitt Smith, @ N.Y. Giants, 1/2/94 (ru-32, re-10)
- 41 DeMarco Murray, @ Chicago, 12/4/14 (ru-32, re-9)
- 39 Emmitt Smith, @ G.B., 10/6/91 (ru-32, re-7)

YARDS

Career

- 20,174 Emmitt Smith, 1990-2002
- 15,501 Tony Dorsett, 1977-87
- 12,448 Jason Witten, 2003-17

Season

- 2,261 DeMarco Murray, 2014
- 2,148 Emmitt Smith, 1995
- 2,048 Emmitt Smith, 1992

Season, Rookie

- 1,994 Ezekiel Elliott, 2016
- 1,688 James Dixon, 1989
- 1,598 Bob Hayes, 1965

Game

- 331 Jason Tucker, @ New Orleans, 12/24/99
- 307 Kevin Williams, @ Arizona, 12/25/95
- 292 Herschel Walker, vs. Philadelphia, 12/14/86

INTERCEPTIONS

Most Seasons Leading Team

- 5 Everson Walls, 1981-82, 1985, 1987-88
- 5 Terence Newman, 2003-04, 2008, 2010, 2011
- 4 Cornell Green, 1963, 1965-67

Most Consecutive Seasons Leading Team

- 3 Don Bishop, 1960-62
- 3 Cornell Green, 1965-67

Career

- 52 Mel Renfro, 1964-77
- 44 Everson Walls, 1981-89
- 41 Charlie Waters, 1970-78, 1980-81

Season

- 11 Everson Walls, 1981
- 10 Mel Renfro, 1969
- 9 Everson Walls, 1985

Season, Rookie

- 11 Everson Walls, 1981
- 7 Mel Renfro, 1964
- 7 Michael Downs, 1981

Game

- 3 Herb Adderley, @ Philadelphia, 9/26/71
- 3 Lee Roy Jordan, vs. Cincinnati, 11/4/73
- 3 Dennis Thurman, vs. Philadelphia, 12/13/81
- 3 Terence Newman, @ Detroit, 10/19/03

Consecutive Games Intercepted By

- 5 Don Bishop, 1961
- 4 Charlie Waters, 1972-73
- 4 Dennis Thurman, 1985

Game, Opponent

- 3 Eight times, last by Adrian Wilson, @ Arizona, 10/20/02

YARDS GAINED

Career

- 626 Mel Renfro, 1964-77
- 584 Charlie Waters, 1970-78, 1980-81
- 562 Dennis Thurman, 1978-85

Season

- 211 Cornell Green, 1963
- 187 Dennis Thurman, 1981*
- 182 Herb Adderley, 1971

Season, Rookie

- 136 Mike Gaechter, 1962
- 133 Everson Walls, 1981*
- 110 Mel Renfro, 1964

Game

- 121 Mike Gaechter, vs. Washington, 11/3/63
- 102 Herb Adderley, @ Philadelphia, 9/26/71
- 101 Bryan McCann, @ N.Y. Giants, 11/14/10

Game, Opponent

- 110 Jim Steffen, @ Washington, 9/29/63
- 103 Aqib Talib, @ Denver, 9/17/17
- 102 Erich Barnes, vs. N.Y. Giants, 10/15/61

Longest Returns (All TDs except as noted)

- 101 Bryan McCann, @ N.Y. Giants, 11/14/10
- 100 Mike Gaechter, vs. Philadelphia, 10/14/62
- 96 Dennis Thurman, @ Washington, 9/6/81 (no TD)

Longest Return, Opponent (All TDs)

- 104 James Willis and Troy Vincent, vs. Phila., 11/3/96
- 103 Aqib Talib @ Denver, 9/17/17
- 102 Erich Barnes, vs. N.Y. Giants, 10/15/61
- 102 Lito Sheppard, vs. Philadelphia, 10/8/06

TOUCHDOWNS

Career

- 4 Dennis Thurman, 1977-85
- 4 Dexter Coakley, 1997-2002
- 3 Mel Renfro, 1964-77
- 3 Lee Roy Jordan, 1963-76
- 3 Larry Cole, 1968-80
- 3 Roy Williams, 2002-2008
- 3 Terence Newman, 2003-11

Season

- 2 Larry Brown, 1995
- 2 George Teague, 1999
- 2 Dexter Coakley, 2001
- 2 Roy Williams, 2002

Game

- 1 Many times, last by Byron Jones @ Washington, 10/29/17

FUMBLES

OPPONENTS' FUMBLES RECOVERED

Career

- 19 Ed Jones, 1974-78, 1980-89
- 16 Chuck Howley, 1961-73
- 16 Dave Edwards, 1963-75
- 16 Lee Roy Jordan, 1963-76
- 16 Cliff Harris, 1970-79

Season

- 5 Don Healy, 1961
- 4 Jerry Norton, 1962
- 4 Jethro Pugh, 1967
- 4 Larry Cole, 1971
- 4 Jethro Pugh, 1973
- 4 Dextor Clinkscale, 1983*
- 4 Eugene Lockhart, 1985*
- 4 Jay Ratliff, 2009*

Game

- 2 Many times, last by Kevin Mathis, vs. Carolina, 10/11/98

Longest Fumble Returns (All TDs)

- 98 Greg Ellis, vs. Arizona, 10/3/99
- 97 Chuck Howley, vs. Atlanta, 10/2/66
- 86 Michael Downs, @ Houston, 12/13/82

Longest Fumble Returns, Opponent (All TDs)

- 96 Joe Lavender, @ Philadelphia, 9/23/74
- 81 Andy Headen, @ N.Y. Giants, 9/9/84
- 96 Joselio Hanson, @ Philadelphia, 12/28/08

OPPONENTS' FUMBLE RETURNED FOR TOUCHDOWN

Career	
3	Bob Lilly, 1961-74
2	Cornell Green, 1962-74
2	Benny Barner, 1972-82
2	Mike Hegman, 1976-88
2	Michael Downs, 1981-88
2	Jim Jeffcoat, 1983-94

SACKS

Most Seasons Led Team

8	DeMarcus Ware, 2005-12
7	Harvey Martin, 1974-77, 1979-80, 1982
6	Greg Ellis, 1999, 2001-05
5	Jethro Pugh, 1968-72

Most Consecutive Seasons Leading Team

8	DeMarcus Ware, 2005-12
5	Jethro Pugh, 1968-72
5	Greg Ellis, 2001-05
4	George Andrie, 1964-67
4	Harvey Martin, 1974-77

TOTAL SACKS

Career	
117.0	DeMarcus Ware, 2005-13
114.0	Harvey Martin, 1973-83
111.0	Randy White, 1975-88
106.0	Ed Jones, 1974-78, 1980-89

Season

23.0	Harvey Martin, 1977
20.0	DeMarcus Ware, 2008*
19.5	DeMarcus Ware, 2011

Season, Rookie

9.0	Willie Townes, 1966
9.0	Harvey Martin, 1973
8.0	DeMarcus Ware, 2005*

Game

5.0	Bob Lilly, @ Pittsburgh, 11/20/66
5.0	Jim Jeffcoat, @ Washington, 11/10/85
4.0	Nine times, last by DeMarcus Ware, @ Philadelphia, 10/30/11

Game, Rookie

3.0	Randy White, @ Detroit, 10/6/75
3.0	Randy White, @ New England, 11/16/75
3.0	DeMarcus Ware, @ Carolina, 12/24/05
2.5	Five times, last by Jimmie Jones, vs. Tampa Bay, 10/7/90

Game, Opponent

6.0	Adrian Clayborn, @ Atlanta, 11/12/17
4.5	Jim Katcavage, @ N.Y. Giants, 10/20/63
4.5	Clyde Simmons, vs. Philadelphia, 9/15/91

TACKLES

COMBINED TACKLES

Career	
1,350	Darren Woodson, 1992-2003
1,236	Lee Roy Jordan, 1963-76
1,104	Randy White, 1975-88

Season

222	Eugene Lockhart, 1989
202	Bradie James, 2008
181	Bradie James, 2009

Season, Rookie

136	Dexter Coakley, 1997
127	Roy Williams, 2002
110	Michael Downs, 1981

Game

22	Sean Lee, @ N.Y. Giants, 12/11/16
21	Lee Roy Jordan, vs. Philadelphia, 9/26/71
21	Sean Lee, @ Seattle, 9/16/12
21	Sean Lee, @ San Diego, 9/29/13
20	Fred Strickland, @ N.Y. Giants, 11/24/96
20	Sean Lee, vs. Washington, 11/24/16
20	Sean Lee, @ N.Y. Giants, 12/10/17

SOLO TACKLES

Career	
787	Darren Woodson, 1992-2003
743	Lee Roy Jordan, 1963-76
706	Sean Lee, 2010-16

Season

154	Eugene Lockhart, 1989
120	Sean Lee, 2016
109	Sean Lee, 2015

Game

17	Sean Lee, @ N.Y. Giants, 12/11/16
16	Eugene Lockhart, vs. Phoenix, 10/29/89
15	Dexter Coakley, @ Seattle, 12/16/01
15	Dexter Coakley, @ Arizona, 10/20/02
15	Sean Lee, @ New England, 10/16/11
15	Sean Lee, @ Seattle, 9/16/12
15	Sean Lee, @ San Diego, 9/29/13
15	Sean Lee, @ N.Y. Giants, 12/10/17

ASSISTED TACKLES

Career	
563	Darren Woodson, 1992-2003
493	Lee Roy Jordan, 1963-76
470	Bradie James, 2003-11
Season	
117	Bradie James, 2008
101	Jerry Tubbs, 1960

Game

15	Jerry Tubbs, vs. Chicago, 11/27/60
11	Danny McCray, vs. Tampa Bay, 9/23/12

SPECIAL TEAMS TACKLES

Career

216	Bill Bates, 1983-97
134	Darren Woodson, 1992-2003
97	Keith Davis, 2002, 2004-08

Season

32	Jim Schwantz, 1996
30	David Lang, 1995
28	Danny McCray, 2010

BLOCKED KICKS

BLOCKS

(Extra points, Field Goals and Punts)

Career

10	Cornell Green, 1962-74
9	Mike Gaechter, 1962-69
9	Ed Jones, 1974-78, 1980-89

Season

3	Jethro Pugh, 1965
3	Ed Jones, 1978*
3	Michael Downs, 1986*
3	Flozell Adams, 2003*

Game

2	Billy Joe DuPree, vs. N.Y. Giants, 10/21/73
2	Leon Lett, vs. Detroit, 9/19/94

Game, Opponent

2	Bob Freeman, vs. Philadelphia, 9/30/60
2	Matt Blair, @ Minnesota, 10/7/79

BLOCKED EXTRA POINTS

Career

4	Flozell Adams, 1998-2008
2	Cornell Green, 1962-74
2	Mike Gaechter, 1962-69
2	Ed Jones, 1974-78, 1980-89

Season

3	Flozell Adams, 2003
1	Many times, last by Barry Church, 2014

Game

1	Many times, last by Barry Church, at Chicago, 12/4/14
---	---

Game, Opponent

2	Bob Freeman, vs. Philadelphia, 9/30/60
2	Matt Blair, @ Minnesota, 10/7/79

BLOCKED FIELD GOALS

Career

8	Cornell Green, 1962-74
7	Mike Gaechter, 1962-69
7	Ed Jones, 1974-78, 1980-89

Season

2	Ten times, last by Leon Lett, 1994
1	Many times, last by Tyrone Crawford, 2017

Game

2	Leon Lett, vs. Detroit, 9/19/94
1	Many times, last by Tyrone Crawford @ Washington, 11/29/17

Game, Opponent

1	Many times, last by Chris Clemons, @ Jacksonville (London), 11/9/14
---	---

BLOCKED PUNTS

Career

4	Issiac Holt, 1989-92
2	Billy Joe DuPree, 1973-83
2	Thomas Henderson, 1975-79
2	Aaron Kyle, 1976-79
2	Charlie Waters, 1970-78, 1980-81

Season

2	Billy Joe DuPree, 1973
2	Aaron Kyle, 1976
2	Issiac Holt, 1990*

Game

2	Billy Joe DuPree, vs. N.Y. Giants, 10/21/73
---	---

Game, Opponent

1	Many times, last by Steven Means, @ Philadelphia, 1/1/17
---	--

Cowboys Team Records

1960 — 12 games; 1961-77 — 14 games; 1978-2017 — 16 games.

NOTE: The 1982 regular season was reduced to nine games and the 1987 season to 15 games due to players' strikes. The 16-game record (*) is listed in the top-three of all categories and is noted but may not necessarily be the third-place record.

GAMES WON

Most Consecutive Games Won (Including postseason)

12 1971-72
11 2016
10 1993-94

Most Consecutive Games Won (Regular season)

11 1968-69
11 2016
9 1971-72, 1978-79*
8 1977, 1991-92

Most Games Won, Season (Including postseason)

16 1992
15 1977, 1993, 1995
14 1971, 1978, 1980

Most Games Won, Season (Regular season)

13 1992, 2007, 2016
12 1968, 1977, 1978, 1980, 1981, 1983, 1993,
1994, 1995, 2014

Most Consecutive Games Won, Season (Including postseason)

11 2016
10 1971
8 1977, 1978, 1993

Most Consecutive Games Won, Season (Regular season)

11 2016
8 1977
7 1971, 1983*, 1993*, 2007*

Most Consecutive Games Won, Start of Season

8 1977
7 1983*
6 1968, 1969

Most Consecutive Games Won, End of Season

7 1971
6 1978*
5 1968, 1970, 1991, 1993

Most Consecutive Home Games Won (Including postseason)

18 1980-81
11 1971-72, 1991-92
9 1975-76

Most Consecutive Road Games Won (Including postseason)

9 2013 (1)-2014 (8)
7 1968, 1993-94, 2007
6 1966-67, 1975-76, 1978-79, 2016

GAMES LOST

Most Consecutive Games Lost

10 1960, 1988
9 1988-89

Most Consecutive Games Without Victory

12 1960
10 1988
9 1988-89

Most Games Lost, Season

15 1989
13 1988
12 2015

Most Consecutive Home Games Lost

14 1988-89
7 2015
6 1960

Most Consecutive Home Games Without Victory

14 1988-89
7 1962-63, 2015

Most Consecutive Away Games Lost

9 1962-63, 2000-2001
8 1997-98, 1999-2000

Most Consecutive Away Games Without Victory (Including postseason)

9 1962-63, 1999-2000, 2000-2001
8 1997-98
7 1960, 1964-65

SCORING

Most Points, Season

479 1983
467 2014
455 2007

Most Points, Opponent, Season

436 2010
432 2013
405 2004

Fewest Points, Season

177 1960
204 1989*
217 2002

Fewest Points, Opponent, Season

186 1968
194 1976
208 1978*

Most Points, Game

59 vs. Detroit, 9/15/68
59 vs. San Francisco, 10/12/80
56 vs. Philadelphia, 10/9/66

Most Points, Opponent, Game

54 @ Minnesota, 10/18/70
52 @ St. Louis, 12/9/62
51 vs. Denver, 10/6/13

Most Points, Both Teams, Game

99 vs. Denver, 10/6/13 (Denver 51, Dallas 48)
86 @ Buffalo, 9/19/71 (Dallas 49, Buffalo 37)
82 vs. Minnesota, 11/26/87
(Minnesota 44, Dallas 38 OT)
82 vs. Minnesota, 11/26/98
(Minnesota 46, Dallas 36)
82 @ Seattle, 12/6/04
(Dallas 43, Seattle 39)

Fewest Points, Both Teams, Game

6 @ Philadelphia, 12/31/17 (Dallas, 6, Phil. 0)
8 @ Cleveland, 12/12/70 (Dallas 6, Clev. 2)
10 @ Houston, 11/24/74 (Dallas 10, Houston 0)

Most Points Overcome To Win Game

21 @ St. Louis (9/21/14)
21 vs. New Orleans, 10/21/84 (OT)
21 @ Washington, 9/12/99 (OT)
20 @ Washington, 9/5/83

Most Points, Opponent, Overcome To Win Game

24 vs. Detroit, 10/2/11
23 vs. Green Bay, 12/15/13
21 @ Washington, 11/28/65

Most Points, First Half

42 vs. Philadelphia, 10/19/69
38 vs. N.Y. Jets, 12/4/71
38 vs. San Francisco, 10/12/80

Most Points, Opponent, First Half

35 @ Denver, 9/13/98
35 vs. Philadelphia, 11/15/04
34 @ Minnesota, 10/18/70
34 @ Rams, 10/14/73
34 @ Washington, 11/23/86

Most Points, Both Teams, First Half

55 vs. Raiders, 10/23/83
55 vs. Philadelphia, 9/15/08
52 @ N.Y. Giants, 12/16/62
52 @ Buffalo, 9/19/71
52 @ Denver, 9/13/98

Most Points, Second Half

36 vs. Green Bay, 11/24/94
31 @ Philadelphia, 9/29/68
31 @ Tennessee, 10/1/06
31 vs. Houston, 10/15/06
31 @ Chicago, 9/23/07

Most Points, Opponent, Second Half

38 @ St. Louis, 12/9/62
35 @ Green Bay, 11/23/97
31 vs. Detroit, 10/2/11

Most Points, Both Teams, Second Half

58 vs. St. Louis, 9/28/75 (OT)
51 vs. Denver, 10/6/13
50 vs. Green Bay, 11/24/94

Most Points, First Quarter

28 vs. Philadelphia, 10/19/69
28 vs. N.Y. Jets, 12/4/71
21 Four times, last vs. Arizona, 10/9/94

Most Points, Opponent, First Quarter

22 @ Cincinnati, 12/8/85
21 vs. Cleveland, 12/3/61
21 @ San Francisco, 10/11/81
21 @ San Francisco, 12/19/83
21 @ Denver, 9/13/98
21 vs. Minnesota, 11/26/98
21 @ N.Y. Giants, 12/15/02
21 @ St. Louis, 10/19/08
21 vs. San Francisco, 9/7/14
21 vs. Washington, 1/3/16

Most Points, Both Teams, First Quarter

35	vs. Philadelphia, 10/19/69
35	vs. Atlanta, 12/22/91
28	vs. St. Louis, 11/23/67
28	vs. N.Y. Jets, 12/4/71
28	@ Denver, 9/13/98
28	@ St. Louis, 10/19/08

Most Points, Second Quarter

24	vs. N.Y. Giants, 9/18/66
24	vs. Pittsburgh, 10/30/66
24	vs. Detroit, 9/15/68
24	vs. New England, 10/24/71
24	vs. San Francisco, 10/12/80
24	@ Washington, 10/2/94

Most Points, Opponent, Second Quarter

28	vs. Philadelphia, 11/15/04
28	@ Green Bay, 11/7/10
28	vs. Washington, 11/22/12

Most Points, Both Teams, Second Quarter

42	@ N.Y. Giants, 12/16/62
42	vs. Philadelphia, 11/15/04
38	vs. Kansas City, 11/10/75
38	vs. L.A. Raiders, 10/23/83

Most Points, Third Quarter

24	vs. Chicago, 12/27/92
21	Eight times, last @ Chicago, 12/4/14

Most Points, Opponent, Third Quarter

24	@ Tennessee, 12/25/00
22	@ Washington, 9/12/99
21	@ Washington, 12/17/61
21	@ Cincinnati, 12/8/85
21	@ Green Bay, 10/24/04
21	vs. New Orleans, 12/10/06

Most Points, Both Teams, Third Quarter

35	@ Washington, 12/17/61
35	vs. St. Louis, 9/28/75
31	vs. New Orleans, 12/10/06

Most Points, Fourth Quarter

25	@ Carolina, 10/29/06
----	----------------------

Most Points, Opponent, Fourth Quarter

24	@ Detroit, 10/27/13
22	@ Seattle, 12/6/04
21	Ten times, last @ Chicago, 12/4/14

Most Points, Both Teams, Fourth Quarter

41	@ Detroit, 10/27/13
36	@ Seattle, 12/6/04
35	vs. N.Y. Giants, 10/21/73
35	vs. San Francisco, 12/8/02

Most Consecutive Games Scoring

230	2003-17
218	1970-85
151	1991-2000

TOUCHDOWNS**Most Touchdowns, Season**

60	1980
59	1983
56	1966, 2014

Most Touchdowns, Opponent, Season

52	1962
51	2010
51	2013*
49	1961
49	2004

Fewest Touchdowns, Season

23	1960
25	1989*
26	2001, 2002, 2015

Fewest Touchdowns, Opponent, Season

23	1968
23	1973
23	1993*

Most Touchdowns, Game

8	vs. Philadelphia, 10/9/66
8	vs. Detroit, 9/15/68
8	vs. San Francisco, 10/12/80

Most Touchdowns, Opponent, Game

7	vs. Cleveland, 10/16/60
7	@ St. Louis, 12/9/62
7	@ Cincinnati, 12/8/85
7	vs. Philadelphia, 11/15/04
7	@ New Orleans, 11/10/13

Most Touchdowns, Both Teams, Game

12	vs. Buffalo, 9/19/71
12	vs. Denver, 10/6/13
11	@ San Francisco, 12/12/77
11	vs. Minnesota, 11/26/87

Most Consecutive Games Score Touchdown

75	1979-84
73	1960-65
72	1965-70

POINT AFTER TOUCHDOWN**Most Points After Touchdowns, Season**

59	1980
57	1983
56	1966, 2014

Most Point After Touchdowns, Opponent, Season

49	1962
49	2010*
47	2013

Most Point After Touchdowns, Game

8	vs. Philadelphia, 10/9/66
8	vs. Detroit, 9/15/68
8	vs. San Francisco, 10/12/80

Most Point After Touchdowns, Opponent, Game

7	@ St. Louis, 12/9/62
7	vs. Philadelphia, 11/15/04
7	@ New Orleans, 11/10/13
6	13 times, last @ Denver, 9/17/17

Most Consecutive Point After Touchdowns (Kicking)

277	2010-17
236	2005-10
191	1996-2003

Most Two Point Conversions, Attempted, Season

5	1997
4	2000, 2012
3	2006, 2017

Most Two Point Conversions Attempted, Opponent, Season

6	2016
5	2017
4	1996, 1999, 2004,

Most Two Point Conversions Made, Season

3	2012
2	1996, 1997, 2000, 2006, 2010
1	1995, 2004, 2005, 2009, 2013, 2015

Most Two Point Conversions Made, Opponent, Season

3	1999
2	1997, 1998, 2003, 2004, 2010, 2011, 2013, 2014

FIELD GOALS**Most Field Goals Attempted, Season**

39	1991
38	1997
37	1993, 2011

Most Field Goals Attempted, Opponent, Season

44	2008
39	1991
38	2002

Fewest Field Goals Attempted, Season

13	1960
17	1980*
19	2002

Fewest Field Goals Attempted, Opp., Season

12	1976
15	1977
17	1992*

Most Field Goals Attempted, Game

8	@ N.Y. Giants, 9/15/03
7	@ Chicago, 11/24/68
7	vs. Green Bay, 11/18/96

Most Field Goals Attempted, Opponent, Game

7	@ Philadelphia, 12/5/65
7	vs. L.A. Rams, 10/1/17
6	vs. San Francisco, 11/20/60
6	vs. St. Louis, 12/18/71
6	@ Green Bay, 10/1/72
6	@ Arizona, 10/13/02
6	@ Atlanta, 11/4/12

Most Field Goals Attempted, Both Teams, Game

9	@ Philadelphia, 12/5/65
9	@ Chicago, 11/24/68
9	@ N.Y. Giants, 9/15/03
9	@ Atlanta, 11/4/12

Most Field Goals Made, Season

34	1997
32	1996, 2011
30	1993
30	2015

Most Field Goals Made, Opponent, Season

38	2008
30	2015
29	1991, 2012

Fewest Field Goals Made, Season

6	1960
9	1963, 1967
10	1974, 1989*

Fewest Field Goals Made, Opponent, Season

7	1976
8	1967
9	1968, 1969
11	1978*

Most Field Goals Made, Game

7	vs. Green Bay, 11/18/96
7	@ N.Y. Giants, 9/15/03
6	vs. Washington, 9/26/11
5	@ Rams, 12/21/87
5	vs. Green Bay, 10/3/93
5	vs. N.Y. Giants, 12/17/95
5	@ Arizona, 9/7/97
5	vs. Philadelphia, 9/15/97
5	vs. Green Bay, 12/15/13

Most Field Goals Made, Opponent, Game

7	vs. L.A. Rams, 10/1/17
5	vs. Atlanta, 10/20/96
5	vs. Philadelphia, 11/18/01
5	vs. N.Y. Giants, 10/28/12

Most Field Goals Made, Both Teams, Game

9	vs. Washington, 9/26/11
8	@ N.Y. Giants, 9/15/03
8	vs. L.A. Rams, 10/1/17

Most Consecutive Games Scoring Field Goal

18	1992-93
15	1996-97
14	2012

SAFETIES**Most Safeties, Season**

3	1981
2	Many times, last 2003

Most Safeties, Opponent, Season

2	1960, 1986, 1988, 2002, 2006
---	------------------------------

Most Safeties, Game

2	vs. Philadelphia, 11/19/72
2	vs. Arizona, 10/5/03
1	Many times, last vs. Washington, 1/3/16

FIRST DOWNS**Most First Downs, Season**

364	1995
358	2016
342	1978, 1983, 2014

Most First Downs, Opponent, Season

388	2013
330	2016
321	1989

Most First Downs, Both Teams, Season

713	2013
691	2016
667	1995

Fewest First Downs, Season

180	1960
211	1965
237	2002*

Fewest First Downs, Opponent, Season

199	1974
200	1971
228	2003*

Most First Downs, Game

33	@ Detroit, 9/15/85
32	Five times, last vs. Minnesota, 11/26/98

Most First Downs, Opponent, Game

40	@ New Orleans, 11/10/13
34	vs. Denver, 10/6/13
33	@ Houston, 11/10/91
33	vs. New Orleans, 12/23/12
33	@ Chicago, 12/9/13

Most First Downs, Both Teams, Game

58	vs. Denver, 10/6/13
57	@ Oakland, 11/19/95
57	@ Chicago, 12/9/13
55	@ Washington, 9/12/99 (OT)

Fewest First Downs, Game

6	@ Tennessee, 12/25/00
7	@ N.Y. Giants, 12/16/89
7	@ Washington, 12/30/07
8	Nine times, last @ Washington, 12/29/02

Fewest First Downs, Opponent, Game

5	@ Philadelphia, 11/6/66
5	@ Philadelphia, 9/23/74
6	Four times, last vs. Philadelphia, 10/9/05

Fewest First Downs, Both Teams, Game

20	@ Green Bay, 10/24/65
21	@ Philadelphia, 11/6/66
21	@ Houston, 11/24/74
21	@ N.Y. Giants, 12/16/89

Most First Downs, Rushing, Season

147	1974
146	1978*
143	1980

Most First Downs, Rushing, Opponent, Season

137	2000
122	1961, 2013
118	1986

Fewest First Downs, Rushing, Season

57	1960
70	1982*
76	2012

Fewest First Downs, Rushing, Opp., Season

52	1969
59	1971
68	1992*, 2003*

Most First Downs, Rushing, Game

19	@ Baltimore, 12/6/81
18	vs. Cleveland, 11/25/82
17	@ Green Bay, 11/12/78
17	vs. Washington, 11/22/81

Most First Downs, Rushing, Opponent, Game

17	@ Chicago, 9/30/84
17	vs. Philadelphia, 9/3/00
17	@ Washington, 12/30/12

Fewest First Downs, Rushing, Game

0	vs. Philadelphia, 11/1/70
0	@ Washington, 12/30/07
1	Many times, last @ Denver, 9/27/17

Fewest First Downs, Rushing, Opponent, Game

0	Eight times, last vs. Indianapolis, 12/21/14
1	Many times, last vs. Philadelphia, 1/3/10

Most First Downs, Passing, Season

237	2012
219	2011
217	2007

Most First Downs, Passing, Opponent, Season

231	2013
226	2016
200	2010

Fewest First Downs, Passing, Season

95	1970
105	1960
110	2001*

Fewest First Downs, Passing, Opp., Season

94	1977
97	1960
127	2003*

Most First Downs, Passing, Game

24	vs. Chicago, 10/1/12
23	@ San Francisco, 11/10/63
23	@ N.Y. Giants, 12/6/09

Most First Downs, Passing, Opponent, Game

25	vs. New Orleans, 12/23/12
22	vs. Washington, 11/18/07
22	@ Pittsburgh, 11/13/16
21	vs. Chicago, 11/18/62
21	vs. Kansas City, 11/20/83
21	@ St. Louis, 11/11/84
21	@ Arizona, 11/15/98

Fewest First Downs, Passing, Game

1	vs. Tampa Bay, 9/9/01
2	@ Phoenix, 10/14/90
2	@ Tennessee, 12/25/00

Fewest First Downs, Passing, Opponent, Game

1	Three times, last @ N.Y. Jets, 12/21/75
---	---

Most First Downs, Penalty, Season

44	2005
38	2015
33	1985

Most First Downs, Penalty, Opponent, Season

38	1997
35	2013, 2017
34	1987, 2014

Fewest First Downs, Penalty, Season

9	1961, 1962, 1971
11	1963, 1967
18	1996*, 2008*

Fewest First Downs, Penalty, Opp., Season

10	1969
12	1961
16	1991*

Most First Downs, Penalty, Game

10	vs. Cleveland, 11/18/12
9	vs. Detroit, 11/20/05
7	vs. Washington, 12/26/93

Most First Downs, Penalty, Opponent, Game

7	@ N.Y. Jets, 10/4/87
6	Six times, last @ Philadelphia, 11/11/12

NET YARDS GAINED RUSHING AND PASSING**Most Yards Gained, Season**

6,390	2009
6,138	2014
6,027	2016

Most Yards Gained, Opponent, Season

6,645	2013
5,687	2012
5,681	2014

Fewest Yards Gained, Season

3,153 1960
3,704 1964
4,081 1990*

Fewest Yards Gained, Opponent, Season

3,213 1977
3,463 1974
3,933 1992*

Most Yards Gained, Game

652 vs. Philadelphia, 10/9/66
583 vs. Baltimore, 9/4/78
578 vs. St. Louis Cardinals, 9/30/73

Most Yards Gained, Opponent, Game

625 @ New Orleans, 11/10/13
623 @ Detroit, 10/27/13
583 @ Houston, 11/10/91

Most Yards Gained, Both Teams, Game

1,045 @ Washington, 9/12/99 (OT)
1,039 vs. Denver, 10/6/13
1,008 vs. New Orleans, 12/23/12 (OT)

Fewest Yards Gained, Game

90 vs. Philadelphia, 9/15/91
95 @ Tennessee, 12/25/00
100 @ Phoenix, 10/14/90

Fewest Yards Gained, Opponent, Game

62 vs. Seattle, 10/11/92
63 @ Green Bay, 10/24/65
80 @ Philadelphia, 11/6/66

Fewest Yards Gained, Both Teams, Game

255 @ Green Bay, 10/24/65
320 @ Philadelphia, 11/6/66
333 @ Houston, 11/24/74

Most Consecutive Games, 300 or More Yards

17 1975-76
15 1978-79
14 2006

Most Consecutive Games, 400 or More Yards

8 2016
4 1976, 2014
3 1983, 2017

RUSHING**ATTEMPTS****Most Rushing Attempts, Season**

630 1981
625 1978
594 1980

Most Rushing Attempts, Opponent, Season

543 1989
538 2000
511 1997

Fewest Rushing Attempts, Season

311 1960
336 2013*
355 1989, 2012

Fewest Rushing Attempts, Opponent, Season

313 1969
339 1967
340 2016*

Most Rushing Attempts, Game

66 @ Baltimore, 12/6/81
59 vs. San Francisco, 10/12/80
58 @ Green Bay, 11/12/78

Most Rushing Attempts, Opponent, Game

53 vs. N.Y. Giants, 11/7/76
52 vs. N.Y. Giants, 12/17/72
51 vs. N.Y. Giants, 9/16/90

Fewest Rushing Attempts, Game

9 vs. Minnesota, 11/3/13
10 @ New Orleans, 9/10/89
11 vs. N.Y. Giants, 9/16/90
11 vs. Washington, 9/28/08
11 vs. Washington, 11/22/12
11 vs. New Orleans, 12/23/12

Fewest Rushing Attempts, Opponent, Game

9 vs. Philadelphia, 10/9/05
10 vs. Philadelphia, 1/3/10
10 vs. Indianapolis, 12/21/14
11 @ Atlanta, 12/21/92

YARDS**Most Yards Gained Rushing, Season**

2,753 1978
2,711 1981
2,454 1974

Most Yards Gained Rushing, Opponent, Season

2,636 2000
2,242 1960
2,226 1984

Fewest Yards Gained Rushing, Season

1,049 1960
1,265 2012*
1,409 1989

Fewest Yards Gained Rushing, Opp., Season

1,050 1969
1,094 1967
1,144 1971
1,244 1992*

Most Yards Gained Rushing, Game

354 @ Baltimore, 12/6/81
313 @ Green Bay, 11/12/78
299 vs. Cleveland, 11/25/82

Most Yards Gained Rushing, Opponent, Game

306 vs. Philadelphia, 9/3/00
289 vs. Philadelphia, 10/22/61
283 @ Chicago, 9/30/84

Most Yards Gained Rushing, Both Teams, Game

510 @ Baltimore, 12/6/81
466 vs. Philadelphia, 10/22/61
450 vs. N.Y. Giants, 10/15/61

Fewest Yards Gained Rushing, Game

1 @ Washington, 12/30/07
8 @ New Orleans, 12/6/98
19 vs. N.Y. Giants, 10/28/12

Fewest Yards Gained Rushing, Opponent, Game

1 vs. Indianapolis, 12/21/14
7 vs. Pittsburgh, 10/30/66
7 @ Philadelphia, 9/20/15
11 @ Cleveland, 9/17/67

AVERAGE GAIN**Highest Average Gain Rushing, Season**

4.82 2009
4.80 2016
4.70 1962

Highest Average Gain Rushing, Opponent, Season

5.04 1960
4.92 1961
4.90 2000*

Lowest Average Gain Rushing, Season

3.37 1960
3.45 1996*
3.55 1994

Lowest Average Gain Rushing, Opponent, Season

3.22 1974
3.23 1967
3.24 1971
3.45 2003*

TOUCHDOWNS**Most Touchdowns Rushing, Season**

29 1995
26 1968, 1980, 1994

Most Touchdowns, Rushing, Opponent, Season

24 1960
19 1962, 1987
17 1989*

Fewest Touchdowns, Rushing, Season

5 2011
6 1960, 1961, 1997
7 1989, 2002

Fewest Touchdowns, Rushing, Opp., Season

2 1968
3 1969
5 1973, 1999*

Most Touchdowns, Rushing, Game

5 @ Philadelphia, 9/29/68
5 @ Buffalo, 9/19/71
5 vs. Phoenix, 12/16/90

Most Touchdowns, Rushing, Opponent, Game

5 Four times, last vs. Philadelphia, 10/10/65
4 Many times, last @ Washington, 12/30/12

Most Touchdowns, Rushing, Both Teams, Game

6 Seven times, last vs. Phoenix, 12/16/90
5 Many times, last at Philadelphia, 12/14/14

PASSING**ATTEMPTS****Most Passes Attempted, Season**

658 2012
604 1984
587 1985

Most Passes Attempted, Opponent, Season

632 2016
623 2013
581 2007

Fewest Passes Attempted, Season

297 1970
321 1973
413 2001*

Fewest Passes Attempted, Opponent, Season

293 1960
326 1961
432 1978*

STAFF

PLAYERS

2017 SEASON

TEAM
RECORDSPLAYOFF
RECORDS

HISTORY

SIDELINES

Most Passes Attempted, Game

62 @ Detroit, 9/15/85
 62 vs. N.Y. Giants, 10/28/12
 62 vs. Washington, 11/22/12
 57 vs. Minnesota, 11/26/98

Most Passes Attempted, Opponent, Game

59 vs. Kansas City, 11/20/83
 56 @ Houston, 11/10/91
 56 @ Arizona, 11/15/98
 55 Four times, last vs. Washington, 11/18/07

Most Passes Attempted, Both Teams, Game

99 @ Philadelphia, 10/23/88
 96 vs. New Orleans, 12/23/12
 96 @ Philadelphia, 10/13/13
 96 @ Philadelphia, 10/20/13

Fewest Passes Attempted, Game

8 vs. Washington, 12/10/00
 11 vs. Atlanta, 10/11/70
 11 vs. N.Y. Giants, 10/21/73
 12 vs. Philadelphia, 10/14/62

Fewest Passes Attempted, Opponent, Game

10 vs. Washington, 10/3/71
 10 vs. Miami, 11/22/73
 12 @ Pittsburgh, 11/20/77

Fewest Passes Attempted, Both Teams, Game

28 @ N.Y. Jets, 12/21/75
 29 vs. Atlanta, 10/11/70
 31 @ N.Y. Giants, 10/10/76

COMPLETIONS**Most Passes Completed, Season**

434 2012
 379 2010
 375 2013

Most Passes Completed, Opponent, Season

425 2016
 403 2013
 376 2011

Fewest Passes Completed Season

149 1970
 163 1960
 210 2001*

Fewest Passes Completed, Opponent, Season

146 1960
 154 1977
 202 1978*

Most Passes Completed, Game

41 @ N.Y. Giants, 12/6/09
 40 @ Detroit, 9/15/85
 40 vs. Chicago, 10/1/12

Most Passes Completed, Opponent, Game

41 @ Houston, 11/10/91
 41 vs. Washington, 11/24/16
 37 vs. New Orleans, 12/23/12
 37 @ Pittsburgh, 11/13/16

Most Pass Completions, Both Teams, Game

65 @ Houston, 11/10/91
 63 vs. New Orleans, 12/23/12
 63 vs. N.Y. Giants, 9/8/13
 62 @ San Diego, 9/29/13

Fewest Passes Completed, Game

4 vs. Atlanta, 10/11/70
 5 vs. Washington, 12/12/76
 5 vs. Washington, 12/10/00
 5 @ Tennessee, 12/25/00

Fewest Passes Completed, Opponent, Game

2 @ N.Y. Jets, 12/21/75
 4 Four times, last vs. Rams, 9/21/75

Fewest Pass Completions, Both Teams, Game

8 @ N.Y. Jets, 12/21/75
 14 Five times, last vs. Rams, 9/21/75

YARDS**Most Yards Gained, Passing, Season**

4,729 2012
 4,287 2009
 4,201 2011

Most Yards Gained, Passing, Opponent, Season

4,589 2013
 4,167 2016
 4,031 2014

Fewest Yards Gained, Passing, Season

2,013 1964
 2,104 1960
 2,149 1970
 2,218 2001*

Fewest Yards Gained, Passing, Opp., Season

1,562 1977
 1,909 1976
 1,913 1970
 2,288 1978*

Most Yards Gained, Passing, Game

470 vs. Denver, 10/6/13
 455 vs. Minnesota, 11/26/98
 452 @ Detroit, 9/15/85

Most Yards Gained, Passing, Opponent, Game

480 @ Detroit, 10/27/13
 449 vs. Washington, 11/24/16
 448 @ Arizona, 11/15/98

Most Yards Gained, Passing, Both Teams, Game

884 vs. Denver, 10/6/13
 852 vs. New Orleans, 12/23/12
 808 vs. Minnesota, 11/26/98

Fewest Yards Gained, Passing, Game

-1 @ Green Bay, 10/24/65
 10 Tennessee, 12/25/00
 16 @ St. Louis, 12/10/1961

Fewest Yards Gained, Passing, Opp., Game

-10 @ Green Bay, 10/24/65
 -1 @ N.Y. Jets, 12/21/75
 1 vs. Washington, 10/16/77

Fewest Yards Gained, Pass., Both Teams, Game

-11 @ Green Bay, 10/24/65
 83 vs. Atlanta, 10/11/70
 85 @ N.Y. Jets, 12/21/75

COMPLETION PERCENTAGE**Highest Completion Percentage, Season**

68.9 2014 (328 of 476)
 67.3 2016 (325 of 483)
 66.7 1993 (317 of 475)

Highest Completion Percentage, Opp., Season

67.2 2016 (425 of 632)
 66.5 2014 (371 of 558)
 66.4 2017 (317 of 559)

Lowest Completion Percentage, Season

46.0 1960 (163 of 354)
 46.4 1965 (168 of 362)
 47.5 1964 (192 of 404)
 50.8 2001 (210 of 413)*

Lowest Completion Percentage, Opp., Season

41.6 1977 (154 of 370)
 43.4 1975 (162 of 373)
 46.2 1981 (236 of 511)*

Highest Completion Percentage, Game (10 att.)

90.5 vs. Indianapolis, 12/21/14 (19 of 21)
 88.9 vs. Tampa Bay, 12/18/16 (32 of 36)
 88.5 vs. Buffalo, 11/13/11 (23 of 26)

Highest Completion Percentage, Opponent, Game (10 att.)

85.7 @ Detroit, 12/11/60 (12 of 14)
 84.2 New Orleans, 9/10/89 (16 of 19)
 84.0 vs. Pittsburgh, 10/17/04 (21 of 25)

Highest Completion Percentage, Both Teams, Game

79.1 vs. N.Y. Giants, 9/10/17 (53 of 67)
 80.6 @ N.Y. Giants, 10/10/76 (25 of 31)
 78.7 vs. N.Y. Giants, 9/29/91 (48 of 61)

Lowest Completion Percentage, Game

22.7 vs. Washington, 12/12/76 (5 of 22)
 25.0 @ Tennessee, 12/25/00 (5 of 20)
 28.6 vs. Washington, 9/26/65 (6 of 21)

Lowest Completion Percentage, Opp., Game

16.7 @ N.Y. Jets, 12/21/75 (2 of 12)
 18.2 @ St. Louis, 10/23/60 (4 of 22)
 21.1 @ Green Bay, 10/24/65 (4 of 19)

Lowest Completion Per., Both Teams, Game

28.6 @ N.Y. Jets, 12/21/75 (8 of 28)
 30.4 @ St. Louis, 10/23/60 (14 of 46)
 33.3 @ Washington, 12/14/03 (17 of 51)

TOUCHDOWNS**Most Touchdowns, Passing, Season**

37 2014
 36 2007
 33 2013

Most Touchdowns, Passing, Opponent, Season

33 1962, 2010*, 2013*
 31 1963, 2004

Fewest Touchdowns, Passing, Season

10 1964
 12 1990*, 1996*

Fewest Touchdowns, Passing, Opp., Season

10 1970, 1996*
 11 1978

Most Touchdowns, Passing, Game

5 Ten times, last vs. Indianapolis, 12/21/14
 4 Many times, last at N.Y. Giants, 11/23/14

Most Touchdowns, Passing, Opponent, Game

6 @ N.Y. Giants, 12/16/62
 5 Seven times, last vs. New England, 10/14/07

SACKS

TOTAL SACKS

Most Sacks, Season

62 1985
60 1966
59 2008

Most Sacks, Opponent, Season

68 1964
60 1986*
55 1965
55 1966

Fewest Sacks, Season

20 1960, 1963
21 1961
23 1991*

Fewest Sacks, Opponent, Season

18 1995
19 1996, 1998
20 1994

Most Sacks, Game

12 @ Pittsburgh, 11/20/66
12 @ Houston, 9/29/85
11 @ Detroit, 10/6/75
11 @ N.Y. Jets, 10/4/87

Most Sacks, Opponent, Game

11 @ San Diego, 11/16/86
11 vs. Philadelphia, 9/15/91
10 vs. New England, 11/22/84

Most Sacks, Both Teams, Game

17 @ Pittsburgh, 11/20/66
15 @ San Diego, 11/16/86
14 Four times, last @ Houston, 9/29/85

Games With No Sacks Allowed, Season

8 1994
6 1995
5 Five times, last 2008

SACK YARDAGE

Most Sack Yardage, Season

459 1985
452 1969
442 1978

Most Sack Yardage, Opponent, Season

503 1964
498 1986*
403 1987

Fewest Sack Yardage, Season

130 2001
137 2002
151 1991

Fewest Sack Yardage, Opponent, Season

93 1994
110 1998
112 1992

Most Sack Yardage, Game

84 vs. Detroit, 10/6/75
84 @ Houston, 11/24/74
82 @ Houston, 9/29/85

Most Sack Yardage, Opponent, Game

93 @ San Diego, 11/16/86
77 vs. San Francisco, 11/23/72
71 @ Atlanta, 9/15/74

INTERCEPTIONS

TOTAL INTERCEPTIONS

Most Interceptions, Season

37 1981
33 1985
29 1967

Most Interceptions, Opponent, Season

33 1960
28 1967
27 1961, 1988*, 1989*

Fewest Interceptions, Season

6 2016
7 1989, 1997, 2012
8 2008, 2015

Fewest Interceptions, Opponent, Season

6 1993
8 1998
9 2009, 2016

Most Interceptions, Game

7 @ Philadelphia, 9/26/71
6 vs. Washington, 9/9/85
5 Seven times, last vs. Miami, 11/25/99

Most Interceptions, Opponent, Game

5 Eight times, last vs. Chicago, 10/1/12

YARDS GAINED

Most Yards, Season

549 1963
523 1980*
482 1981

Most Yards, Opponent, Season

586 1961
526 2004*
437 1963

Fewest Yards, Season

33 2009
36 2008
37 1989

Fewest Yards, Opponent, Season

33 2016
47 1993
93 1974

Most Yards, Game

183 vs. Washington, 11/3/63
154 vs. Atlanta, 9/20/99
150 @ Philadelphia, 9/26/71

Most Yards, Opponent, Game

138 vs. N.Y. Giants, 10/15/61
129 @ Minnesota, 10/18/70
127 @ Cleveland, 10/23/66

TOUCHDOWNS

Most Touchdowns By Interceptions, Season

4 1985, 1995, 1999
3 10 times, last 2010

Most Touchdowns By Interceptions, Opp, Season

5 1961, 1963
4 1964, 1984*, 1990*, 2001*, 2004*, 2015*, 2017*

PUNTING

TOTAL PUNTS

Most Punts, Season

113 2002
108 1984
95 2003

Most Punts, Opponent, Season

108 1978
105 2003*
103 1977

Fewest Punts, Season

51 1972
55 1995*
56 1971, 1993, 2006

Fewest Punts, Opponent, Season

43 1961
50 1960
61 1991, 2013*

Most Punts, Game

11 vs. Green Bay, 9/23/84
10 Nine times, last @ Detroit, 11/3/02

Most Punts, Opponent, Game

11 @ Rams, 9/30/62
11 @ Atlanta, 9/15/74
11 vs. Buffalo, 11/15/76
11 vs. New England, 11/22/84
10 Many times, last vs. Chicago, 11/25/04

Most Punts, Both Teams, Game

21 vs. Buffalo, 11/15/76
21 vs. New England, 11/22/84
20 vs. Green Bay, 9/23/84

Fewest Punts, Game

0 vs. Cleveland, 12/3/61
0 vs. Detroit, 9/15/68
0 vs. Baltimore, 9/4/78
0 vs. Cincinnati, 11/12/00

Fewest Punts, Opponent, Game

0 vs. Philadelphia, 10/22/61
0 vs. N.Y. Giants, 9/29/91
0 vs. Denver, 10/6/13
0 @ Chicago, 12/9/13
0 vs. L.A. Chargers, 11/23/17
1 15 times, last vs. Washington, 11/24/16

Fewest Punts, Both Teams, Game

1 vs. Cleveland, 12/3/61
1 vs. Denver, 10/6/13
2 vs. Philadelphia, 10/22/61
3 Seven times, last vs. Cincinnati, 11/12/00

Consecutive Punts, No Blocks

611 1989-98
396 1961-66
382 1978-83

Consecutive Punts, No Blocks, Opponent

628 2002-10
591 1977-84
582 1992-99

AVERAGE YARDAGE

Highest Average Distance, Punting, Season

48.2 2006
47.2 2010
47.1 2007

Highest Average Distance, Punting, Opponent, Season

47.5 2011
47.2 2013
46.1 1996

Highest Avg. Distance, Punting, Game (4 punts)

56.8 vs. Houston, 10/15/06
55.3 vs. Chicago, 9/28/97
55.3 @ San Francisco, 10/2/16

Highest Average Distance, Punting, Opponent, Game (4 punts)

55.3 vs. St. Louis, 9/30/07
55.3 @ San Francisco, 9/18/11
55.0 @ N.Y. Giants, 11/23/14

PUNT RETURNS

TOTAL RETURNS

Most Punt Returns, Season

63 1978
62 1974
61 1977

Most Punt Returns, Opponent, Season

58 2002
55 1984
53 1983

Fewest Punt Returns, Season

18 1962
23 1963, 1995*

Fewest Punt Returns, Opponent, Season

15 1972
16 2017
17 1961

Most Punt Returns, Game

9 vs. Buffalo, 11/15/76
8 vs. Cleveland, 11/25/82
8 @ Houston, 12/13/82
8 @ Washington, 9/27/04
8 @ Detroit, 11/3/02

Most Punt Returns, Opponent, Game

8 vs. N.Y. Giants, 11/4/84
7 Five times, last vs. Phoenix, 10/30/88

YARDS GAINED

Most Yards, Punt Returns, Season

573 1974
556 1980
550 1992

Most Yards, Punt Returns, Opponent, Season

637 2002
588 1983
493 2001

Fewest Yards, Punt Returns, Season

81 1962
103 1961
134 1972
183 2015*

Fewest Yards, Punt Returns, Opponent, Season

41 1972
52 1964
75 2017

Most Yards, Punt Returns, Game

126 vs. Green Bay, 11/29/64
124 @ Philadelphia, 12/15/91
122 vs. Pittsburgh, 12/8/68

Most Yards, Punt Returns, Opponent, Game

139 @ Atlanta, 11/11/01
123 @ N.Y. Giants, 10/18/99
112 @ St. Louis, 10/13/74

TOUCHDOWNS

Most Touchdowns, Punt Returns, Season

3 2010
2 1968, 1992, 1993, 1998, 2000, 2009

Most Touchdowns, Punt Returns, Opp., Season

1 15 times, last 2012

KICKOFF RETURNS

TOTAL RETURNS

Most Kickoff Returns, Season

78 2004
77 1989
74 2010

Most Kickoff Returns, Opponent, Season

86 2007
85 1995
82 1994

Fewest Kickoff Returns, Season

24 2016
25 2017
28 2015

Fewest Kickoff Returns, Opponent, Season

23 2015*
32 1960
33 2016

Most Kickoff Returns, Game

9 @ Minnesota, 10/18/70
8 Seven times, last @ Chicago, 12/9/13

Most Kickoff Returns, Opponent, Game

10 vs. Detroit, 9/15/68
9 Five times, last vs. N.Y. Jets, 12/4/71

YARDS GAINED

Most Yards, Kickoff Returns, Season

1,709 1989
1,603 2004
1,572 2010

Most Yards, Kickoff Returns, Opponent, Season

1,979 2007
1,806 1983
1,709 1978, 1994

Fewest Yards, Kickoff Returns, Season

492 2016
620 2017
699 1992

Fewest Yards, Kickoff Returns, Opponent, Season

549 2015
746 2016
759 2017

Most Yards, Kickoff Returns, Game

260 vs. San Francisco, 11/7/65
252 vs. Philadelphia, 9/15/08
240 @ Philadelphia, 9/22/02

Most Yards, Kickoff Returns, Opponent, Game

261 @ Philadelphia, 11/6/66
258 vs. Green Bay, 10/3/93
245 vs. New England, 10/24/71

TOUCHDOWNS

Most Touchdowns, Kickoff Returns, Season

2 1971, 2002*
1 11 times, last 2008

Most Touchdowns, Kickoff Returns, Opponent, Season

3 1966
1 Twelve times, last 2015

FUMBLES

TOTAL FUMBLES

Most Fumbles, Season

46 1961
45 1981*
44 1986

Most Fumbles, Opponent, Season

44 1973
43 1975, 1981*

Fewest Fumbles, Season

11 2017
16 1992, 2006
18 1998, 2013, 2015

Fewest Fumbles, Opponent, Season

12 2015
15 1994
16 1995, 2013

Most Fumbles, Game

8 @ Tennessee, 12/25/00
7 vs. N.Y. Giants, 10/11/71
7 vs. New Orleans, 11/25/10
6 Seven times, last vs. Washington 9/26/11

Most Fumbles, Opponent, Game

7 @ Washington, 11/28/65
7 vs. Kansas City, 11/10/75
6 Six times, last @ N.Y. Giants, 11/4/01

FUMBLES LOST

Most Fumbles Lost, Season

21 1961, 1971, 1979*

Most Fumbles Lost, Opponent, Season

25 1971
23 1973
21 1983*

Fewest Fumbles Lost, Season

5 2007
7 1998
8 2003, 2013

Fewest Fumbles Lost, Opponent, Season

3 2015
6 1995
9 1988, 1994, 1999, 2000, 2004, 2012

Most Fumbles Lost, Game

5 @ New Orleans, 11/3/68
5 vs. N.Y. Giants, 10/11/71
5 vs. Kansas City, 11/10/75

Most Fumbles Lost, Opponent, Game

5 Four times, last vs. Raiders, 10/23/83

Most Consecutive Games Without Losing Fumble

7 1998

6 2013

5 1997, 2006, 2007, 2015

PENALTIES**TOTAL PENALTIES****Most Penalties, Season**

141 1988

136 1999

131 1987

Most Penalties, Opponent, Season

142 2005

120 1998

119 2002

Fewest Penalties, Season

47 1961

62 1960, 1962

74 1991*

Fewest Penalties, Opponent, Season

38 1961

50 1965

52 1963, 1973

69 2001*

Most Penalties, Game

18 @ Philadelphia, 9/20/15

17 @ Cleveland, 12/4/88

16 @ N.Y. Jets, 10/4/87

16 @ Philadelphia, 10/23/88

Most Penalties, Opponent, Game

17 vs. Detroit, 11/20/05

14 vs. Tampa Bay, 10/9/83

14 vs. Carolina, 10/20/02

14 @ Philadelphia, 11/14/05

Most Penalties, Both Teams, Game

26 vs. Tampa Bay, 10/9/83

26 @ N.Y. Jets, 10/4/87

26 @ Cleveland, 12/4/88

26 @ Philadelphia, 9/20/15

25 vs. L.A. Rams, 10/18/81

Fewest Penalties, Game

0 @ St. Louis, 12/10/61

0 vs. Washington, 11/23/80

0 @ Washington, 11/5/89

0 vs. Arizona, 10/30/05

Fewest Penalties, Opponent, Game

0 @ Pittsburgh, 10/21/62

0 @ Philadelphia, 12/5/65

0 @ Seattle, 12/16/01

0 @ Philadelphia, 12/28/08

0 vs. Pittsburgh, 12/16/12

YARDS PENALIZED**Most Yards Penalized, Season**

1,196 1999

1,148 1988

1,108 1998

Most Yards Penalized, Opponent, Season

1,015 2005

999 2000

990 1985

Fewest Yards Penalized, Season

427 1961

600 1960

610 1991*

Fewest Yards Penalized, Opponent, Season

362 1961

479 1963

483 1965

601 2008*

Most Yards Penalized, Game

161 @ Washington, 11/2/70

159 vs. Philadelphia, 10/13/68

153 @ Washington, 11/5/06

Most Yards Penalized, Opponent, Game

185 vs. Tampa Bay, 10/9/83

166 @ St. Louis, 10/9/77

150 @ N.Y. Jets, 10/4/87

Most Yards Penalized, Both Teams, Game

294 vs. Tampa Bay, 10/9/83

281 @ N.Y. Jets, 10/4/87

275 @ St. Louis, 10/9/77

Fewest Yards Penalized, Game

0 @ St. Louis, 12/10/61

0 vs. Washington, 11/23/80

0 @ Washington, 11/5/89

0 vs. Arizona, 10/30/05

Fewest Yards Penalized, Opponent, Game

0 @ Pittsburgh, 10/21/62

0 @ Philadelphia, 12/5/65

0 @ Seattle, 12/16/01

0 @ Philadelphia, 12/28/08

0 vs. Pittsburgh, 12/16/12

BLOCKED KICKS**BLOCKS**

(Extra Points, Field Goals and Punts)

Most, Season

14 1965

7 1968

6 1963, 1973

Most, Season, Opponent

7 1973

6 1960, 2001*

4 1965, 1977, 1989

Most, Game

3 @ Pittsburgh, 10/31/65

2 11 times, last vs. Detroit, 9/19/94

Most, Game, Opponent

3 @ Washington, 10/8/73

2 Nine times, last @ Oakland, 10/7/01

BLOCKED EXTRA POINTS**Most, Season**

4 1965

3 2003*

2 1963, 1968, 1979*

Most, Season, Opponent

2 1960, 1979*

1 Eight times, last 2010

Most, Game

2 @ Pittsburgh, 10/31/65

1 Many times, last @ Chicago, 12/4/14

Most, Game, Opponent

2 vs. Philadelphia, 9/30/60

2 @ Minnesota, 10/7/79

1 Eight times, last @ N.Y. Giants, 11/14/10

BLOCKED FIELD GOALS**Most, Season**

9 1965

5 1968

4 1963, 1969, 1973, 1978*

Most, Season, Opponent

5 1973

4 1960

3 1965, 1991*, 2001*

Most, Game

2 Five times, last vs. Detroit, 9/19/94

Most, Game, Opponent

2 Six times, last @ Oakland, 10/7/01

BLOCKED PUNTS**Most, Season**

4 1976

3 1991*

2 1973, 1977, 1990, 1992

Most, Season, Opponent

3 2001

2 1973, 1976, 1989

Most, Game

2 vs. N.Y. Giants, 10/21/73

2 @ Houston, 11/10/91

1 Many times, last @ Philadelphia, 9/20/15

Most, Game, Opponent

1 Many times, last @ Philadelphia, 1/1/17

LARGEST MARGIN

VICTORY

- 49 pts, (56-7) vs. Philadelphia, Oct. 9, 1966
- 46 pts, (59-13) @ Detroit, Sept. 15, 1968
- 45 pts, (52-7) vs. N.Y. Giants, Sept. 18, 1966
- 45 pts, (59-14) vs. San Fran., Oct. 12, 1980
- 44 pts, (51-7) vs. Seattle, Nov. 27, 1980
- 42 pts, (52-10) vs. Houston, Dec. 20, 1970
- 42 pts, (52-10) vs. N.Y. Jets, Dec. 4, 1971
- 41 pts, (48-7) vs. Arizona, Oct. 22, 2000
- 38 pts, (38-0) vs. Baltimore, Sept. 4, 1978
- 37 pts, (40-3) vs. New Orleans, Sept. 24, 1973
- 37 pts, (37-0) vs. Detroit, Oct. 30, 1977
- 37 pts, (44-7) vs. Buffalo, Nov. 13, 2011

DEFEAT

- 44 pts, (0-44) vs. Chicago, Nov. 17, 1985
- 41 pts, (7-48) vs. Cleveland, Oct. 16, 1960
- 41 pts, (13-54) @ Minnesota, Oct. 18, 1970
- 40 pts, (3-43) vs. Minnesota, Nov. 13, 1988
- 38 pts, (7-45) vs. Baltimore, Oct. 30, 1960
- 38 pts, (0-38) vs. St. Louis, Nov. 16, 1970
- 38 pts, (6-44) @ Philadelphia, Dec. 28, 2008
- 38 pts, (7-45) @ Green Bay, Nov. 7, 2010
- 36 pts, (7-43) vs. Philadelphia, Oct. 22, 1961
- 34 pts, (7-41) @ Green Bay, Nov. 13, 1960
- 33 pts, (3-36) vs. Philadelphia, Nov. 18, 2001
- 32 pts, (20-52) @ St. Louis, Dec. 9, 1962
- 32 pts, (10-42) @ Cleveland, Nov. 2, 1969
- 32 pts, (17-49) @ New Orleans, Nov. 10, 2013

TEMPERATURE AT KICKOFF

COWBOYS WARMEST GAMES

DATE	TEAM	W/L	SCORE	TEMP.
9/3/00	Philadelphia	L	14-41	109°
9/7/97	@ Arizona (OT)	L	22-25	101°
9/10/00	@ Arizona	L	31-32	100°
9/20/92	Phoenix	W	31-20	99°
9/13/81	St. Louis	W	30-17	98°
9/12/88	@ Phoenix	W	17-14	98°
9/12/93	Buffalo	L	10-13	97°
9/6/98	Arizona	W	38-10	97°
9/16/90	N.Y. Giants	L	7-28	96°
9/21/80	Tampa Bay	W	28-17	95°
9/15/97	Philadelphia	W	21-20	95°

Playoffs

1/14/96	Green Bay	W	38-27	72°
12/19/76	L.A. Rams	L	12-14	71°
12/17/79	*Pittsburgh	L	31-35	71°
1/17/71	*Baltimore	L	13-16	70°
	*@ Miami			

COWBOYS COLDEST GAMES

DATE	TEAM	W/L	SCORE	TEMP.
12/9/13	@ Chicago	L	28-45	8°
12/15/63	@ St. Louis	W	28-24	16°
12/6/92	@ Denver	W	31-27	19°
12/10/95	@ Phila.	L	17-20	19°
12/16/89	@ N.Y. Giants	L	0-15	20°
12/15/68	@ N.Y. Giants	W	28-10	21°
12/11/60	@ Detroit	L	14-23	22°
12/16/73	@ St. Louis	W	30-3	22°
11/23/97	@ Green Bay	L	17-45	22°
12/07/08	@ Pittsburgh	L	13-20	22°
12/19/81	@ N.Y. Giants	L	10-13	22°
12/9/61	@ St. Louis	L	20-52	26°
12/21/75	@ N.Y. Jets	W	31-21	28°

Coldest regular season home game:

11/25/93	Miami	L	14-16	32°
----------	-------	---	-------	-----

Playoffs

12/31/67	@ Green Bay	L	17-21	-13°
1/11/81	@ Philadelphia	L	7-20	16°
1/11/15	@ Green Bay	L	21-26	24°
1/7/96	Philadelphia	W	30-11	26°
12/28/75	@ Minnesota	W	17-14	27°
12/26/83	L.A. Rams	L	17-27	27°



The coldest game in Dallas Cowboys history was played at Soldier Field against the Chicago Bears on Dec. 9, 2013. The temperature at kickoff was 8°.

Cowboys Longest Plays

LONG RUNS FROM SCRIMMAGE

- 99 - Tony Dorsett @ Minnesota, Jan. 3, 1983 (TD)
- 91 - DeMarco Murray vs. St. Louis, Oct. 23, 2011 (TD)**
- 84 - Tony Dorsett vs. Philadelphia, Dec. 4, 1977 (TD)**
- 84 - Herschel Walker vs. Philadelphia, Dec. 14, 1986 (TD)
- 80 - Troy Hambrick @ Philadelphia, Sept. 30, 2001
- 77 - Tony Dorsett @ St. Louis, Oct. 9, 1977 (TD)**
- 77 - Tony Dorsett @ Washington, Sept. 5, 1983
- 77 - Julius Jones vs. New Orleans, Dec. 10, 2006 (TD)
- 75 - Tony Dorsett @ New England, Sept. 21, 1981 (TD)
- 75 - Emmitt Smith vs. Washington, Sept. 9, 1991 (TD)

LONG FORWARD PASSES

- 95 - Don Meredith to Bob Hayes @ Washington, Nov. 13, 1966 (TD)
- 91 - Roger Staubach to Tony Dorsett vs. Baltimore, Sept. 4, 1978 (TD)
- 90 - Troy Aikman to Alvin Harper @ San Francisco, Nov. 13, 1994
- 90 - Troy Aikman to Jason Tucker vs. N.Y. Giants, Jan. 2, 2000 (TD)
- 89 - Craig Morton to Bob Hayes @ Kansas City, Oct. 25, 1970 (TD)
- 87 - Troy Aikman to Michael Irvin vs. Phoenix, Sept. 20, 1992 (TD)
- 86 - Craig Morton to Lance Rentzel vs. Philadelphia, Nov. 1, 1970 (TD)
- 86 - Bernie Kosar to Emmitt Smith vs. Phoenix, Nov. 14, 1993
- 85 - Eddie LeBaron to Amos Marsh @ L.A. Rams, Sept. 30, 1962 (TD)
- 85 - Roger Staubach to Bob Hayes @ N.Y. Giants, Dec. 12, 1971 (TD)
- 85 - Tony Romo to Dez Bryant vs. Washington, Nov. 22, 2012 (TD)

LONG PUNTS

- 84 - Ron Widby @ New Orleans, Nov. 3, 1968
- 75 - Sam Baker @ L.A. Rams, Sept. 30, 1962
- 75 - Billy Lothridge vs. N.Y. Giants, Oct. 11, 1964**
- 75 - Mat McBriar vs. Houston, Oct. 15, 2006
- 73 - Danny White vs. L.A. Rams, Oct. 14, 1979
- 72 - Toby Gowin vs. Chicago, Sept. 28, 1997**
- 71 - Sam Baker @ N.Y. Giants, Dec. 16, 1962
- 71 - Billy Lothridge vs. St. Louis, Sept. 12, 1964**
- 70 - Sam Paulescu vs. San Francisco, Nov. 23, 2008
- 68 - Mat McBriar vs. Philadelphia, Nov. 15, 2004
- 68 - Mat McBriar vs. Detroit, Oct. 2, 2011

LONG PUNT RETURNS

- 98 - Dennis Morgan @ St. Louis, Oct. 13, 1974 (TD)**
- 97 - Bryan McCann vs. Detroit, Nov. 21, 2010 (TD)**
- 93 - Dez Bryant, vs. N.Y. Giants, Oct. 25, 2010 (TD)**
- 90 - Bob Hayes vs. Pittsburgh, Dec. 8, 1968 (TD)
- 86 - Dwayne Harris vs. Washington, Oct. 13, 2013 (TD)
- 85 - Kelvin Martin @ Philadelphia, Dec. 15, 1991 (TD)
- 83 - Kevin Williams vs. Washington, Nov. 20, 1994 (TD)
- 83 - Deion Sanders vs. Chicago, Sept. 28, 1997 (TD)
- 83 - Ryan Switzer vs. Washington, Nov. 30, 2017 (TD)**
- 82 - Patrick Crayton vs. Seattle, Nov. 1, 2009 (TD)

LONG KICKOFF RETURNS

- 102 - Alexander Wright vs. Atlanta, Dec. 22, 1991 (TD)
- 101 - Amos Marsh vs. Philadelphia, Oct. 14, 1962 (TD)
- 101 - Ike Thomas vs. N.Y. Jets, Dec. 4, 1971 (TD)**
- 100 - Mel Renfro vs. San Francisco, Nov. 7, 1965 (TD)
- 100 - Mark Washington @ Washington, Nov. 22, 1970 (TD)**
- 100 - Reggie Swinton @ Philadelphia, Sept. 22, 2002 (TD)
- 98 - Felix Jones vs. Philadelphia, Sept. 15, 2008 (TD)**
- 97 - Thomas Henderson vs. St. Louis, Sept. 28, 1975 (TD)**
- 97 - James Dixon @ Kansas City, Oct. 22, 1989 (TD)**
- 90 - James Dixon @ Green Bay, Oct. 8, 1989**
- 90 - Alexander Wright vs. N.Y. Giants, Sept. 16, 1990 (TD)**
- 90 - Dwayne Harris vs. Washington, Dec. 13, 2013

LONG INTERCEPTION RETURNS

- 101 - Bryan McCann @ N.Y. Giants, Nov. 14, 2010 (TD)**
- 100 - Mike Gaechter vs. Philadelphia, Oct. 14, 1962 (TD)**
- 96 - Dennis Thurman @ Washington, Sept. 6, 1981
- 95 - George Teague vs. Green Bay, Nov. 14, 1999 (TD)
- 94 - Darren Woodson @ Philadelphia, Dec. 4, 1994 (TD)
- 90 - Mel Renfro @ St. Louis, Oct. 4, 1965 (TD)
- 87 - Greg Ellis vs. Atlanta, Sept. 20, 1999 (TD)
- 86 - Mike Gaechter vs. Washington, Nov. 3, 1963
- 85 - Roy Williams @ Washington, Dec. 29, 2002 (TD)**
- 79 - Thomas Henderson vs. Tampa Bay, Oct. 2, 1977 (TD)

LONG FUMBLE RETURNS

- 98 - Greg Ellis vs. Arizona, Oct. 3, 1999 (TD)
- 97 - Chuck Howley @ Atlanta, Oct. 2, 1966 (TD)
- 86 - Michael Downs @ Houston, Dec. 13, 1982 (TD)
- 84 - Don Bishop vs. St. Louis, Oct. 28, 1962 (TD)
- 77 - Jim Jeffcoat vs. Washington, Sept. 24, 1969 (TD)
- 72 - Benny Barnes @ San Francisco, Oct. 11, 1981 (TD)
- 69 - DeMarcus Ware @ Philadelphia, Oct. 8, 2006 (TD)
- 63 - Jim Ridlon vs. Philadelphia, Dec. 6, 1964 (TD)
- 59 - Marcus Spears vs. Kansas City, Dec. 11, 2005**
- 58 - Chuck Howley vs. San Francisco, Nov. 7, 1965

LONG RETURNS OF FIELD GOAL ATTEMPTS

- 94 - Jerry Norton @ St. Louis, Dec. 9, 1962 (TD)
- 86 - Orlando Scandrick @ Washington, Nov. 29, 2017
- 68 - Patrick Watkins vs. Minnesota, Oct. 21, 2007 (TD)
- 62 - Ron Fellows vs. New Orleans, Sept. 25, 1983 (TD)
- 60 - Mike Gaechter @ Washington, Nov. 28, 1965 (TD)
- 60 - Obert Logan @ N.Y. Giants, Dec. 19, 1965 (TD)**

Bold denotes rookie

Cowboys Big Days

RUSHING

1. 253 - **DeMarco Murray vs. St. Louis, Oct. 23, 2011 (25 carries)**
2. 237 - Emmitt Smith @ Philadelphia, Oct. 31, 1993 (30 carries)
3. 206 - **Tony Dorsett vs. Philadelphia, Dec. 4, 1977 (23 carries)**
4. 198 - **Julius Jones @ Seattle, Dec. 6, 2004 (30 carries)**
5. 194 - Julius Jones @ Carolina, Dec. 24, 2005 (34 carries)
6. 189 - Troy Hambrick @ Washington, Dec. 14, 2003 (33 carries)
7. 183 - Tony Dorsett @ N.Y. Giants, Nov. 9, 1980 (24 carries)
8. 182 - Emmitt Smith @ Phoenix, Sept. 22, 1991 (23 carries)
9. 179 - DeMarco Murray @ Chicago, Dec. 4, 2014 (32 carries)
10. 175 - Tony Dorsett @ Baltimore, Dec. 6, 1981 (30 carries)
11. 175 - DeMarco Murray vs. St. Louis, Sept. 22, 2013 (26 carries)
12. 174 - Emmitt Smith @ Atlanta, Dec. 21, 1992 (24 carries)
13. 173 - Herschel Walker @ New England, Nov. 15, 1987 (28 carries)
14. 172 - Emmitt Smith vs. Philadelphia, Dec. 6, 1993 (23 carries)
15. 171 - Emmitt Smith @ Pittsburgh, Sept. 4, 1994 (31 carries)
16. 168 - Emmitt Smith @ N.Y. Giants, Jan. 2, 1994 (32 carries)
17. 167 - Emmitt Smith @ Atlanta, Oct. 29, 1995 (26 carries)
18. 167 - DeMarco Murray @ Tennessee, Sept. 14, 2014 (29 carries)
19. 163 - Emmitt Smith vs. Philadelphia, Nov. 1, 1992 (30 carries)
20. 163 - Emmitt Smith vs. N.Y. Giants, Nov. 7, 1994 (35 carries)
21. 163 - Emmitt Smith @ N.Y. Giants, Sept. 4, 1995 (21 carries)
22. 163 - Emmitt Smith vs. N.Y. Giants, Nov. 8, 1998 (29 carries)
23. 162 - Tony Dorsett @ New England, Sept. 21, 1981 (19 carries)
24. 160 - Emmitt Smith vs. Atlanta, Dec. 22, 1991 (32 carries)
25. 159 - Tony Dorsett vs. L.A. Rams, Oct. 18, 1981 (27 carries)
26. 159 - Tony Dorsett @ Houston, Sept. 29, 1985 (23 carries)
27. 159 - **Ezekiel Elliott vs. Tampa Bay, Dec. 18, 2016 (23 carries)**
28. 158 - Emmitt Smith vs. Philadelphia, Nov. 6, 1995 (27 carries)
29. 157 - **Ezekiel Elliott @ Green Bay, Oct. 16, 2016 (28 carries)**
30. 155 - Emmitt Smith vs. Washington, Nov. 28, 1996 (29 carries)

100-YARD RUSHING GAMES - CAREER

	100-Yard Games	Team Record	Pct
Emmitt Smith	76	57-19	.750
Tony Dorsett.....	43	39-4	.907
DeMarco Murray	19	15-4	.789
Calvin Hill	16	14-2	.875
Don Perkins	10	5-4-1	.550
Herschel Walker	9	5-4	.556
Marion Barber	8	6-2	.750
Julius Jones	8	5-3	.625
Ezekiel Elliott	12	10-2	.833
Duane Thomas.....	6	6-0	1.000
Robert Newhouse.....	5	5-0	1.000
Troy Hambrick.....	5	3-2	.600
Darren McFadden	5	1-4	.200
Walt Garrison	2	2-0	1.000
Scott Laidlaw	2	2-0	1.000
Amos Marsh.....	2	2-0	1.000
Dan Reeves	2	1-1	.500
Felix Jones	2	1-1	.500
Tashard Choice	1	1-0	1.000
Alfred Morris.....	1	1-0	1.000
Paul Palmer.....	1	1-0	1.000
Chris Warren	1	1-0	1.000
Preston Pearson	1	0-1	.000
Total	237	183-53-1	.774



RECEIVING

1. 250 - Miles Austin @ Kansas City, Oct. 11, 2009 (10 catches)
2. 246 - Bob Hayes @ Washington, Nov. 13, 1966 (9 catches)
3. 241 - Frank Clarke vs. Washington, Sept. 16, 1962 (10 catches)
4. 224 - Dez Bryant vs. New Orleans, Nov. 23, 2012 (9 catches)
5. 223 - Lance Rentzel vs. Washington, Nov. 19, 1967 (13 catches)
6. 213 - Tony Hill vs. Philadelphia, Nov. 12, 1979 (7 catches)
- 213 - Terrell Owens vs. San Francisco, Nov. 23, 2008 (7 catches)
8. 210 - Michael Irvin vs. Phoenix, Sept. 20, 1992 (8 catches)
9. 203 - **James Dixon @ Phoenix, Nov. 12, 1989 (6 catches)**
- 203 - Kevin Williams @ Arizona, Dec. 25, 1995 (9 catches)
11. 198 - Michael Irvin @ Arizona, Dec. 8, 1996 (8 catches)
12. 195 - Bob Hayes vs. N.Y. Giants, Sept. 18, 1966 (6 catches)
13. 190 - Frank Clarke @ San Francisco, Nov. 10, 1963 (8 catches)
14. 188 - Drew Pearson @ Detroit, Oct. 6, 1975 (6 catches)
15. 187 - Bob Hayes vs. Houston, Dec. 20, 1970 (6 catches)
16. 186 - Michael Irvin @ Miami, Oct. 27, 1996 (12 catches)
17. 184 - Patrick Crayton vs. St. Louis, Sept. 30, 2007 (7 catches)
18. 181 - Bob Hayes vs. Baltimore, Dec. 13, 1969 (5 catches)
- 181 - Tony Hill @ Detroit, Sept. 15, 1985 (11 catches)
20. 177 - **Bob Hayes vs. Philadelphia, Oct. 10, 1965 (8 catches)**
21. 174 - Terrell Owens @ Philadelphia, Nov. 4, 2007 (10 catches)
22. 173 - Terrell Owens vs. Washington, Nov. 18, 2007 (8 catches)
- 173 - Terrance Williams, vs. Washington, Jan. 3, 2016 (8 catches)
24. 171 - Miles Austin vs. Atlanta, Oct. 25, 2009 (6 catches)

100-YARD RECEIVING GAMES - CAREER

	100-Yard Games	Team Record	Pct
Michael Irvin	47	36-11	.766
Tony Hill	26	17-9	.654
Bob Hayes	21	16-5	.762
Jason Witten	21	12-9	.571
Drew Pearson	19	11-8	.579
Dez Bryant	18	10-8	.556
Miles Austin	14	7-7	.500
Lance Rentzel	12	10-2	.833
Frank Clarke	12	4-6-2	.417
Terrell Owens	11	9-2	.818
Terry Glenn	9	5-4	.556
Joey Galloway	6	4-2	.667
Alvin Harper	6	4-2	.667
Raghib Ismail	5	4-1	.800
Bill Howton	5	1-4	.200
Doug Cosbie	4	2-2	.500
Mike Renfro	4	2-2	.500
Jay Novacek	4	1-3	.250
Patrick Crayton	3	3-0	1.000
Keyshawn Johnson	3	2-1	.667
Ray Alexander	3	1-2	.333
James McKnight	3	1-2	.333
Herschel Walker	3	1-2	.333
Terrance Williams	3	1-2	.333
Doug Donley	2	2-0	1.000
Billy Joe DuPree	2	2-0	1.000
Preston Pearson	2	2-0	1.000
Dan Reeves	2	2-0	1.000
Ron Sellers	2	2-0	1.000
Mike Sherrard	2	2-0	1.000
Emmitt Smith	2	2-0	1.000
Kelvin Edwards	2	1-1	.500
Lee Folkins	2	1-1	.500
Jason Tucker	2	1-1	.500
Roy Williams	2	1-1	.500
Antonio Bryant	2	0-2	.000
Jim Doran	2	0-2	.000
Laurent Robinson	2	0-2	.000
Cornell Burbage	1	1-0	1.000
Buddy Dial	1	1-0	1.000
Tony Dorsett	1	1-0	1.000
Ernie Mills	1	1-0	1.000
Kevin Ogletree	1	1-0	1.000
Rod Smith	1	1-0	1.000
Ron Springs	1	1-0	1.000
Kevin Williams	1	1-0	1.000
Tommy McDonald	1	0-0-1	.500
Marion Barber	1	0-1	.000
Cole Beasley	1	0-1	.000
James Dixon	1	0-1	.000
Lance Dunbar	1	0-1	.000
Butch Johnson	1	0-1	.000
Karl Powe	1	0-1	.000
Total	305	190-112-3	.628

PASSING

1. 506 - Tony Romo vs. Denver, Oct. 6, 2013 (25 of 36)
2. 460 - Don Meredith @ San Francisco, Nov. 10, 1963 (30 of 48)
3. 455 - Troy Aikman vs. Minnesota, Nov. 26, 1998 (34 of 57)
4. 441 - Tony Romo vs. Washington, Nov. 22, 2012 (37 of 62)
5. 437 - Tony Romo vs. N.Y. Giants, Oct. 28, 2012 (36 of 62)
6. 435 - Kellen Moore, vs. Washington, Jan. 3, 2016 (33 of 48)
7. 416 - Tony Romo vs. New Orleans, Dec. 23, 2012 (26 of 43)
8. 406 - Don Meredith @ Washington, Nov. 13, 1966 (21 of 29)
- 406 - Tony Romo vs. Tennessee, Oct. 10, 2010 (31 of 46)
10. 394 - Don Meredith vs. Philadelphia, Oct. 9, 1966 (19 of 26)
11. 392 - Tony Romo @ N.Y. Giants, Dec. 6, 2009 (41 of 55)
12. 389 - Gary Hogeboom @ San Francisco, Dec. 22, 1985 (28 of 49)
13. 379 - Troy Aikman @ Phoenix, Nov. 12, 1989 (21 of 40)
- 379 - Jon Kitna vs. Jacksonville, Oct. 31, 2010 (34 of 49)
15. 377 - Danny White vs. Tampa Bay, Oct. 9, 1983 (29 of 44)
16. 374 - Tony Romo vs. Chicago, Sept. 19, 2010 (34 of 51)
17. 363 - Troy Aikman @ Miami, Oct. 27, 1996 (33 of 41)
- 363 - Drew Bledsoe @ San Francisco, Sept. 25, 2005 (24 of 38)
19. 362 - Danny White vs. Atlanta, Oct. 27, 1985 (27 of 47)
- 362 - Troy Aikman @ Washington, Sept. 12, 1999 (28 of 49)

300-YARD PASSING GAMES - CAREER

	300-Yard Games	Team Record	Pct
Tony Romo.....	46	29-17	.630
Troy Aikman	13	7-6	.538
Danny White	10	5-5	.500
Don Meredith	7	6-1	.857
Roger Staubach.....	5	3-2	.600
Jon Kitna.....	4	2-2	.500
Steve Pelluer	4	2-2	.500
Drew Bledsoe	3	3-0	1.000
Dak Prescott	3	3-0	1.000
Gary Hogeboom	3	2-1	.667
Vinny Testaverde	3	1-2	.333
Quincy Carter.....	1	1-0	1.000
Jason Garrett	1	1-0	1.000
Chad Hutchinson	1	1-0	1.000
Craig Morton.....	1	1-0	1.000
Eddie LeBaron	1	0-1	.000
Kellen Moore.....	1	0-1	.000
Kyle Orton.....	1	0-1	.000
Total.....	108	67-41	.620

Bold denotes rookie





PLAYOFF RECORDS

Dallas Cowboys Playoff History

Date	Game	Opponent	Result	Site
1966 Season (0-1)				
Jan. 1, 1967	Championship Game	Green Bay	L 27-34	Cotton Bowl
1967 Season (1-1)				
Dec. 24	Eastern Championship Game	Cleveland	W 52-14	Cotton Bowl
Dec. 31	Championship Game	Green Bay	L 17-21	Lambeau Field
1968 Season (0-1)				
Dec. 21	Eastern Championship Game	Cleveland	L 20-31	Cleveland Stadium
1969 Season (0-1)				
Dec. 28	Eastern Championship Game	Cleveland	L 14-38	Cotton Bowl
1970 Season (2-1)				
Dec. 26	NFC Divisional Playoff	Detroit	W 5-0	Cotton Bowl
Jan. 3, 1971	NFC Championship Game	San Francisco	W 17-10	Kezar Stadium
Jan. 17, 1971	Super Bowl V	Baltimore	L 13-16	Orange Bowl
1971 Season (3-0)				
Dec. 25	NFC Divisional Playoff	Minnesota	W 20-12	Metropolitan Stadium
Jan. 2, 1972	NFC Championship Game	San Francisco	W 14-3	Texas Stadium
Jan. 16, 1972	Super Bowl VI	Miami	W 24-3	Tulane Stadium
1972 Season (1-1)				
Dec. 23	NFC Divisional Playoff	San Francisco	W 30-28	Candlestick Park
Dec. 31	NFC Championship Game	Washington	L 3-26	RFK Stadium
1973 Season (1-1)				
Dec. 23	NFC Divisional Playoff	Los Angeles	W 27-16	Texas Stadium
Dec. 30	NFC Championship Game	Minnesota	L 10-27	Texas Stadium
1975 Season (2-1)				
Dec. 28	NFC Divisional Playoff	Minnesota	W 17-14	Metropolitan Stadium
Jan. 4, 1976	NFC Championship Game	Los Angeles	W 37-7	Memorial Coliseum
Jan. 18, 1976	Super Bowl X	Pittsburgh	L 17-21	Orange Bowl
1976 Season (0-1)				
Dec. 19	NFC Divisional Playoff	Los Angeles	L 12-14	Texas Stadium
1977 Season (3-0)				
Dec. 26	NFC Divisional Playoff	Chicago	W 37-7	Texas Stadium
Jan. 1, 1978	NFC Championship Game	Minnesota	W 23-6	Texas Stadium
Jan. 15, 1978	Super Bowl XII	Denver	W 27-10	Louisiana Superdome
1978 Season (2-1)				
Dec. 30	NFC Divisional Playoff	Atlanta	W 27-20	Texas Stadium
Jan. 7, 1979	NFC Championship Game	Los Angeles	W 28-0	Memorial Coliseum
Jan. 21, 1979	Super Bowl XIII	Pittsburgh	L 31-35	Orange Bowl
1979 Season (0-1)				
Dec. 30	NFC Divisional Playoff	Los Angeles	L 19-21	Texas Stadium
1980 Season (2-1)				
Dec. 28	NFC Wild Card Game	Los Angeles	W 34-13	Texas Stadium
Jan. 4, 1981	NFC Divisional Playoff	Atlanta	W 30-27	Fulton County Stad.
Jan. 11, 1981	NFC Championship Game	Philadelphia	L 7-20	Veterans Stadium
1981 Season (1-1)				
Jan. 2, 1982	NFC Divisional Playoff	Tampa Bay	W 38-0	Texas Stadium
Jan. 10, 1982	NFC Championship Game	San Francisco	L 27-28	Candlestick Park
1982 Season (2-1)				
Jan. 9, 1983	NFC Wild Card Game	Tampa Bay	W 30-17	Texas Stadium
Jan. 16, 1983	NFC Divisional Playoff	Green Bay	W 37-26	Texas Stadium
Jan. 22, 1983	NFC Championship Game	Washington	L 17-31	RFK Stadium
1983 Season (0-1)				
Dec. 26	NFC Wild Card Game	Los Angeles	L 17-24	Texas Stadium

Date	Game	Opponent	Result	Site
1985 Season (0-1)				
Jan. 4, 1986	NFC Divisional Playoff	Los Angeles	L 0-20	Anaheim Stadium
1991 Season (1-1)				
Dec. 29	NFC Wild Card Game	Chicago	W 17-13	Soldier Field
Jan. 5, 1992	NFC Divisional Playoff	Detroit	L 6-38	Pontiac Silverdome
1992 Season (3-0)				
Jan. 10, 1993	NFC Divisional Playoff	Philadelphia	W 34-10	Texas Stadium
Jan. 17, 1993	NFC Championship Game	San Francisco	W 30-20	Candlestick Park
Jan. 31, 1993	Super Bowl XXVII	Buffalo	W 52-17	Rose Bowl
1993 Season (3-0)				
Jan. 16, 1994	NFC Divisional Playoff	Green Bay	W 27-17	Texas Stadium
Jan. 23, 1994	NFC Championship Game	San Francisco	W 38-21	Texas Stadium
Jan. 30, 1994	Super Bowl XXVIII	Buffalo	W 30-13	Georgia Dome
1994 Season (1-1)				
Jan. 8, 1995	NFC Divisional Playoff	Green Bay	W 35-9	Texas Stadium
Jan. 15, 1995	NFC Championship Game	San Francisco	L 28-38	Candlestick Park
1995 Season (3-0)				
Jan. 7, 1996	NFC Divisional Playoff	Philadelphia	W 30-11	Texas Stadium
Jan. 14, 1996	NFC Championship Game	Green Bay	W 38-27	Texas Stadium
Jan. 28, 1996	Super Bowl XXX	Pittsburgh	W 27-17	Sun Devil Stadium
1996 Season (1-1)				
Dec. 28	NFC Wild Card Game	Minnesota	W 40-15	Texas Stadium
Jan. 5, 1997	NFC Divisional Playoff	Carolina	L 17-26	Ericsson Stadium
1998 Season (0-1)				
Jan. 2, 1999	NFC Wild Card Game	Arizona	L 7-20	Texas Stadium
1999 Season (0-1)				
Jan. 9, 2000	NFC Wild Card Game	Minnesota	L 10-27	Metrodome
2003 Season (0-1)				
Jan. 3, 2004	NFC Wild Card Game	Carolina	L 10-29	Ericsson Stadium
2006 Season (0-1)				
Jan. 6, 2007	NFC Wild Card Game	Seattle	L 20-21	Qwest Field
2007 Season (0-1)				
Jan. 13, 2008	NFC Divisional Playoff	N.Y. Giants	L 17-21	Texas Stadium
2009 Season (1-1)				
Jan. 9, 2010	NFC Wild Card Game	Philadelphia	W 34-14	AT&T Stadium
Jan. 17, 2010	NFC Divisional Playoff	Minnesota	L 3-34	Metrodome
2014 Season (1-1)				
Jan. 4, 2015	NFC Wild Card Game	Detroit	W 24-20	AT&T Stadium
Jan. 11, 2015	NFC Divisional Playoff	Green Bay	L 21-26	Lambeau Field
2016 Season (0-1)				
Jan. 15, 2017	NFC Divisional Playoff	Green Bay	L 31-34	AT&T Stadium

NFL Playoff Record: 34-27

Home: 20-9
Away: 9-15

Wild Card Game: 6-5
Divisional Game: 15-11

Championship Game: 8-8
Super Bowl: 5-3

Dallas Cowboys Playoff Record vs.

Arizona.....	0-1	Denver.....	1-0	Philadelphia.....	3-1
Atlanta.....	2-0	Detroit.....	2-1	Pittsburgh.....	1-2
Baltimore.....	0-1	Green Bay.....	4-4	San Francisco.....	5-2
Buffalo.....	2-0	Los Angeles Rams.....	4-4	Seattle.....	0-1
Carolina.....	0-2	Miami.....	1-0	Tampa Bay.....	2-0
Chicago.....	2-0	Minnesota.....	4-3	Washington.....	0-2
Cleveland.....	1-2	N.Y. Giants.....	0-1		

Cowboys All-Time Leaders

RUSHING (yards)

PLAYER	G	ATT	YARDS	AVG.	LONG	TD
1. Smith, Emmitt (1990-02).....	17	349	1,586	4.5	65	19
2. Dorsett, Tony (1977-87).....	17	302	1,383	4.6	53	9
3. Newhouse, Robert (1972-83).....	23	174	651	3.7	19	3
4. Thomas, Duane (1970-71).....	6	130	518	4.0	23	4
5. Garrison, Walt (1966-74).....	15	126	493	3.9	19	0
6. Staubach, Roger (1969-79).....	20	76	432	5.7	29	0
7. Hill, Calvin (1969-74).....	8	90	335	3.8	48	2
8. Perkins, Don (1961-68).....	4	66	284	4.3	24	3
9. Jones, Felix (2008-12).....	2	30	217	7.2	73t	1
10. Springs, Ron (1979-84).....	9	42	201	4.8	32	2
11. Murray, DeMarco (2011-14).....	2	44	198	4.5	30	2

RECEIVING (yards)

PLAYER	G	NO	YARDS	AVG.	LONG	TD
1. Irvin, Michael (1988-99).....	16	87	1,315	15.1	53	8
2. Pearson, Drew (1973-83).....	22	67	1,105	16.5	83t	8
3. Harper, Alvin (1991-94, 1999).....	10	24	655	27.3	94t	4
4. Novacek, Jay (1990-96).....	13	62	645	10.4	25	6
5. Hill, Tony (1977-86).....	17	46	618	13.4	49	4
6. Pearson, Preston (1975-80).....	13	43	504	11.7	34	3
7. Hayes, Bob (1965-74).....	17	31	492	15.9	86t	2
8. Witten, Jason (2003-17).....	8	45	486	10.8	32	1
9. DuPree, Billy Joe (1973-83).....	22	39	447	11.5	28	4
10. Dorsett, Tony (1977-87).....	17	46	403	8.8	32	1

RUSHING-RECEIVING (yards)

PLAYER	G	RUSHING	RECEIVING	TOTAL
1. Smith, Emmitt (1990-02).....	17	1,586	342	1,928
2. Dorsett, Tony (1977-87).....	17	1,383	403	1,786
3. Irvin, Michael (1988-99).....	16	0	1,315	1,315
4. Pearson, Drew (1973-83).....	22	16	1,105	1,121
5. Newhouse, Robert (1972-83).....	23	651	80	731
6. Alvin Harper (1991-94, 1999).....	10	3	655	658
7. Garrison, Walt (1966-74).....	15	493	159	652
8. Novacek, Jay (1990-96).....	13	0	645	645
9. Pearson, Preston (1975-80).....	13	135	504	639
10. Tony Hill (1977-86).....	17	-6	618	612

PASSING (rating - min. 150 att.)

PLAYER	G	ATT	COMP	PCT	YDS	TD	INT	RATING
1. Tony Romo (2006-16).....	7	185	114	61.6	1,316	8	2	93.0
2. Aikman, Troy (1989-00).....	16	502	320	63.7	3,849	23	17	88.3
3. Staubach, Roger (1969-79).....	20	410	223	54.4	2,791	24	19	76.0
4. White, Danny (1976-88).....	18	360	206	57.2	2,284	15	16	71.68

SCORING

PLAYER	G	TD	PAT	2PT	FG	TOTAL
1. Smith, Emmitt (1990-02).....	17	21	—	—	—	126
2. Septien, Rafael (1978-86)	13	—	40	—	18	94
3. Boniol, Chris (1994-96)	7	—	24	—	13	63
4. Dorsett, Tony (1977-87)	17	10	—	—	—	60
5. Fritsch, Toni (1971-73, 1975)	7	—	15	—	12	51
6. Pearson, Drew (1973-83)	22	8	—	—	—	48
Irvin, Michael (1988-99)	13	8	—	—	—	48
8. Clark, Mike (1968-71, 73)	8	—	14	—	9	41
9. Novacek, Jay (1990-96)	13	6	—	—	—	36
10. Murray, Eddie (1993, 1999)	4	—	12	—	7	33

FIELD GOAL PCT. (min. 10 made)

PLAYER	G	Att.	Made	Pct.	Long
1. Septien, Rafael (1978-86)	14	20	18	90.0	50
2. Boniol, Chris (1994-96)	7	15	13	86.7	51
3. Fritsch, Toni (1971-73, 1975)	7	14	12	85.7	45

PUNTING (min. 25 punts)

PLAYER	G	No.	Avg.	Long	Blk
1. Saxon, Mike (1985-92)	6	26	43.5	57	1
2. Jett, John (1993-96)	10	33	42.9	59	1
3. Widby, Ron (1968-71)	8	51	40.7	65	0
4. White, Danny (1976-88)	17	84	36.6	53	0

PUNT RETURNS (min. 10)

PLAYER	G	No.	Yards	Avg.	Long	TD
1. Hayes, Bob (1965-74)	15	12	151	12.6	68	0
2. Johnson, Butch (1976-83)	17	19	208	11.0	44	0
3. Jones, James (1980-82, 1984-85)	5	16	147	9.2	43	0

KICKOFF RETURNS (min. 10)

PLAYER	G	No.	Yards	Avg.	Long	TD
1. Harris, Cliff (1970-79)	21	11	243	22.1	34	0
2. Williams, Kevin (1993-96)	10	23	505	22.0	50	0
3. Martin, Kelvin (1987-92, 1996)	5	11	237	21.5	39	0
4. Jones, James (1980-82, 1984-85)	6	13	267	20.5	33	0
5. Fellows, Ron (1981-86)	6	11	191	17.4	33	0
6. Johnson, Butch (1976-83)	17	12	207	17.3	26	0

INTERCEPTIONS

PLAYER	G	No.	Yards	Avg.	Long	TD
1. Waters, Charlie (1970-78, 1980-81)	25	9	124	13.8	29	0
2. Thurman, Dennis (1978-85)	13	7	126	18.0	39t	1
3. Harris, Cliff (1970-79)	21	6	103	17.2	30	0
4. Brown, Larry (1991-95, 1998)	14	5	105	21.0	44	0
5. Howley, Chuck (1961-73)	11	4	89	22.3	41	0
Lewis, D.D. (1968, 1970-71)	27	4	64	16.0	23	0
Jordan, Lee Roy (1963-76)	19	4	34	8.5	41	0
Renfro, Mel (1964-77)	21	4	32	8.0	19	0
9. Washington, James (1990-94)	8	3	46	15.3	21	0
Everett, Thomas (1992-93)	6	3	36	12.0	22	0
Woodson, Darren (1992-2003)	14	3	24	8.0	19	0
Walls, Everson (1981-89)	7	3	20	6.7	20	0
Hughes, Randy (1975-80)	12	3	1	0.3	1	0
Barnes, Benny (1972-82)	21	3	0	0.0	0	0

Cowboys Individual Playoff Records

SERVICE

Most Games, Career

27	D.D. Lewis, 1968, 1970-81
26	Larry Cole, 1968-80
25	Charlie Waters, 1970-78, 1980-81

SCORING

POINTS

Career

126	Emmitt Smith, 1990-99 (21-td)
94	Rafael Septien, 1978-85 (40-pat, 18-fg)
63	Chris Boniol, 1994-96 (24-pat, 13-fg)

Game

18	Craig Baynham, vs. Cleveland, 12/24/67
18	Preston Pearson, @ L.A. Rams, 1/4/76
18	Emmitt Smith, vs. Green Bay, 1/14/96

Game, Opponent

18	Larry Schreiber, @ San Francisco, 12/23/72
18	Sidney Rice, @ Minnesota, 1/17/10
17	John Kasay, @ Carolina, 1/3/04
14	Curt Knight, @ Washington, 12/31/72
14	John Kasay, @ Carolina, 1/5/97

TOUCHDOWNS

Career

21	Emmitt Smith, 1990-99 (19-r, 2-p)
10	Tony Dorsett, 1977-85 (9-r, 1-p)
8	Drew Pearson, 1973-83 (8-p)
8	Michael Irvin, 1988-98 (8-p)

Game

3	Craig Baynham, vs. Cleveland, 12/24/67 (2-r, 1-p)
3	Preston Pearson, @ L.A. Rams, 1/4/76 (3-p)
3	Emmitt Smith, vs. Green Bay, 1/14/96 (3-r)

Game, Opponent

3	Larry Schreiber, @ San Francisco, 12/23/72 (3-r)
3	Sidney Rice, @ Minnesota, 1/17/10 (3-p)

Most Consecutive Games Scoring Touchdown

8	Emmitt Smith, 1993-96
5	Duane Thomas, 1970-71
3	Tony Dorsett, 1977-78
3	Tony Dorsett, 1981-82
3	Emmitt Smith, 1992
3	Alvin Harper, 1992-93
3	Jay Novacek, 1992-93
3	Michael Irvin, 1994-95

POINTS AFTER TOUCHDOWNS

Most Attempted, Career

40	Rafael Septien, 1978-85
24	Chris Boniol, 1994-96
15	Toni Fritsch, 1971-73, 1975

Most Attempted, Game

7	Danny Villanueva, vs. Cleveland, 12/24/67
7	Lin Elliott, vs. Buffalo, 1/31/93

Most Made, Career

40	Rafael Septien, 1978-85
24	Chris Boniol, 1994-96
15	Toni Fritsch, 1971-73, 1975

Most Made, Game

7	Danny Villanueva, vs. Cleveland, 12/24/67
7	Lin Elliott, vs. Buffalo, 1/31/93

Made, Opponent

5	Don Cockroft, vs. Cleveland, 12/28/69
5	Roy Gerela, vs. Pittsburgh, 1/21/79
5	Eddie Murray, @ Detroit, 1/5/92
5	Doug Brien, @ San Francisco, 1/15/95

Most Made, No Misses, Career

40	Rafael Septien, 1978-86
24	Chris Boniol, 1994-96
15	Toni Fritsch, 1971-73, 1975

FIELD GOALS

Most Attempted, Career

21	Rafael Septien, 1978-86
15	Chris Boniol, 1994-96
14	Toni Fritsch, 1972-76
14	Mike Clark, 1968-71, 1973

Most Attempted, Game

5	Efren Herrera, vs. Denver, 1/15/78
4	Mike Clark, @ Cleveland, 12/21/68
4	Chris Boniol, vs. Minnesota, 12/28/96

Most Attempted, Opponent, Game

6	David Ray, vs. L.A. Rams, 12/23/73
5	John Kasay, @ Carolina, 1/3/04
4	Curt Knight, @ Washington, 12/31/72
4	John Kasay, @ Carolina, 1/5/97

Most Made, Career

18	Rafael Septien, 1978-86
13	Chris Boniol, 1994-96
12	Toni Fritsch, 1972-76

Most Made, Game

4	Chris Boniol, vs. Minnesota, 12/28/96
3	7 times, last by Chris Boniol @ Carolina, 1/5/97

Most Made, Opponent, Game

5	John Kasay, @ Carolina, 1/3/04
4	Curt Knight, @ Washington, 12/31/72
4	John Kasay, @ Carolina, 1/5/97

Most Consecutive Field Goals Made

15	Rafael Septien, 1978-82
9	Chris Boniol, 1995-96
7	Efren Herrera, 1976-77
7	Eddie Murray, 1994, 1999

Most Consecutive Games Made

7	Toni Fritsch, 1972-76
6	Rafael Septien, 1976-78
5	Chris Boniol, 1995-96

Longest Field Goal

52	Dan Bailey, vs. Green Bay, 1/15/17
51	Chris Boniol, vs. Philadelphia, 1/7/96
51	Dan Bailey, vs. Detroit, 1/4/15
50	Rafael Septien, vs. Green Bay, 1/16/83
50	Eddie Murray, vs. S.F., 1/23/94
50	Martin Gramatica, @ Seattle, 1/6/07
50	Dan Bailey, vs. Green Bay, 1/15/17

Longest Field Goal, Opponent

56	Mason Crosby, vs. Green Bay, 1/15/17
54	Steve Christie, vs. Buffalo, 1/30/94
51	Roy Gerela, vs. Pittsburgh, 1/21/79
51	Mason Crosby, vs. Green Bay, 1/15/17

Highest Field Goal Percentage, Career (10 made)

90.0	Rafael Septien, 1978-86 (18-20)
86.7	Chris Boniol, 1994-96 (13-15)
85.7	Toni Fritsch, 1972-76 (12-14)

SAFETIES

Most, Game

1	George Andrie and Jethro Pugh, vs. Detroit, 12/26/70
---	--

Most, Opponent, Game

1	Jim Jensen, vs. L.A. Rams, 12/19/76
1	Alan Page, @ Minnesota, 12/25/71
1	Reggie Harrison, vs. Pittsburgh, 1/18/76
1	Terry Glenn, fumble through end zone, @ Seattle, 1/6/07

RUSHING

ATTEMPTS

Career

349	Emmitt Smith, 1990-99
302	Tony Dorsett, 1977-85
174	Robert Newhouse, 1972-83

Game

35	Emmitt Smith, vs. Green Bay, 1/14/96
30	Duane Thomas, vs. Detroit, 12/26/70
30	Emmitt Smith, vs. Buffalo, 1/30/94

Opponent, Game

36	John Riggins, vs. Washington, 1/22/83
34	Eric Dickerson, @ L.A. Rams, 1/4/86
30	Larry Brown, @ Washington, 12/31/72

YARDS GAINED

Career

1,586	Emmitt Smith, 1990-99
1,383	Tony Dorsett, 1977-85
651	Robert Newhouse, 1972-83

Game

160	Tony Dorsett, vs. L.A. Rams, 12/28/80
150	Emmitt Smith, vs. Green Bay, 1/14/96
148	Felix Jones, vs. Philadelphia, 1/9/10

Game, Opponent

248	Eric Dickerson, @ L.A. Rams, 1/4/86
194	Wilbert Montgomery, @ Philadelphia, 1/11/81
140	John Riggins, vs. Washington, 1/22/83
140	Robert Smith, @ Minnesota, 1/9/00

Longest Run

73	Felix Jones, vs. Philadelphia, 1/9/10 (TD)
65	Emmitt Smith, @ Minnesota, 1/9/00
53	Tony Dorsett, @ L.A. Rams, 1/7/79

Longest Run, Opponent

74	Adrian Murrell, vs. Arizona, 1/2/99
71	James Lofton, vs. Green Bay, 1/16/83 (TD)
55	Wilbert Montgomery, @ Philadelphia, 1/7/79
55	Eric Dickerson, vs. L.A. Rams, 12/26/83 (TD)

Most Games, 100 or More Yards

7	Emmitt Smith, 1990-98
3	Tony Dorsett, 1978-83
2	Duane Thomas, 1970-71

Most Consecutive Games, 100 or More Yards

3	Emmitt Smith, 1992
2	Duane Thomas, 1970-71

AVERAGE GAIN

Career (50 attempts)

5.68	Roger Staubach, 1969-79 (76-432)
4.58	Tony Dorsett, 1977-85 (302-1,383)
4.54	Emmitt Smith, 1990-99 (349-1,586)

Game (10 attempts)

9.25	Felix Jones, vs. Philadelphia, 1/9/10 (16-148)
7.27	Tony Dorsett, @ L.A. Rams, 12/28/80 (22-160)
6.94	Calvin Hill, @ San Francisco, 12/23/72 (18-125)

TOUCHDOWNS

Career

19	Emmitt Smith, 1990-99
9	Tony Dorsett, 1977-85
4	Duane Thomas, 1970-71

Game

3	Emmitt Smith, vs. Green Bay, 1/14/96
2	Eight times, last by Emmitt Smith, vs. Minnesota, 12/28/96

Opponent, Game

3	Larry Schreiber, @ San Francisco, 12/23/72
2	Five times, last by Ty Montgomery, vs. Green Bay, 1/15/17

Most Consecutive Games Rushing for Touchdown

8	Emmitt Smith, 1993-96
3	Duane Thomas, 1971-72
3	Tony Dorsett, 1977-78
3	Tony Dorsett, 1981-82
3	Emmitt Smith, 1992

PASSING

ATTEMPTS

Career

502	Troy Aikman, 1989-99
410	Roger Staubach, 1969-79
360	Danny White, 1976-88

Game

53	Danny White, vs. L.A. Rams, 12/26/83
53	Troy Aikman, @ San Francisco, 1/15/95
49	Troy Aikman, vs. Arizona, 1/2/99

Game, Opponent

50	Jim Kelly, vs. Buffalo, 1/30/94
49	Neil O'Donnell, vs. Pittsburgh, 1/28/96
45	Brett Favre, vs. Green Bay, 1/16/94
45	Steve Young, vs. San Francisco, 1/22/94

COMPLETIONS

Career

320	Troy Aikman, 1989-99
223	Roger Staubach, 1969-79
206	Danny White, 1976-88

Game

32	Danny White, vs. L.A. Rams, 12/26/83
30	Troy Aikman, @ San Francisco, 1/15/95
28	Troy Aikman, vs. Green Bay, 1/16/94

Opponent, Game

31	Jim Kelly, vs. Buffalo, 1/30/94
29	Erik Kramer, @ Detroit, 1/5/92
28	Brett Favre, vs. Green Bay, 1/16/94
28	Neil O'Donnell, vs. Pittsburgh, 1/28/96
28	Matthew Stafford, vs. Detroit, 1/4/15
28	Aaron Rodgers, vs. Green Bay, 1/15/17

Consecutive Passes Completed

10	Troy Aikman, vs. Pittsburgh, 1/28/96
9	Dak Prescott, vs. Green Bay, 1/15/17
8	Danny White, vs. Green Bay, 1/16/83
8	Troy Aikman, vs. Buffalo, 1/31/93

COMPLETION PERCENTAGE

Career (150 attempts)

63.75	Troy Aikman, 1989-99 (320 of 502)
61.62	Tony Romo, 2003-16 (114 of 185)
57.22	Danny White, 1976-88 (206 of 360)

Game (20 attempts)

76.67	Troy Aikman, vs. Green Bay, 1/8/95 (23 of 30)
75.68	Troy Aikman, vs. Green Bay, 1/16/94 (28 of 37)
73.33	Troy Aikman, vs. Buffalo, 1/31/93 (22 of 30)

YARDS GAINED

Career

3,849	Troy Aikman, 1989-99
2,791	Roger Staubach, 1969-79
2,284	Danny White, 1976-88

Game

380	Troy Aikman, @ San Francisco, 1/15/95
337	Troy Aikman, vs. Green Bay, 1/8/95
330	Danny White, vs. L.A. Rams, 12/26/83

Game, Opponent

356	Aaron Rodgers, vs. Green Bay, 1/15/17
341	Erik Kramer, @ Detroit, 1/5/92
332	Lynn Dickey, vs. Green Bay, 1/16/83

Most Games, 300 or More Passing Yards, Career

4	Troy Aikman, 1991-95
3	Danny White, 1976-88

Longest Pass Completion (All TDs)

94	Troy Aikman (to Harper), vs. Green Bay, 1/8/95
86	Don Meredith (to Hayes), vs. Cleveland, 12/24/67
83	Roger Staubach (to D. Pearson), vs. L.A. Rams, 12/23/73

Opponent, Longest Pass Completion (All TDs except as noted)

76	Michael Vick (to Jeremy Maclin), vs. Philadelphia, 1/9/10
75	Frank Ryan (to Paul Warfield), vs. Cleveland, 12/24/67
75	John Unitas (to John Mackey), vs. Baltimore, 1/17/71
75	Doug Williams (to Jimmie Giles), vs. Tampa Bay, 1/2/82 (no TD)

TOUCHDOWNS

Career

24	Roger Staubach, 1969-79
23	Troy Aikman, 1989-98
15	Danny White, 1976-88

Game

4	Roger Staubach, @ L.A. Rams, 1/4/76
4	Troy Aikman, vs. Buffalo, 1/31/93

Opponent, Game

4	Bart Starr, vs. Green Bay, 1/1/67
4	Terry Bradshaw, vs. Pittsburgh, 1/21/79
4	Brett Favre, @ Minnesota, 1/17/10

Most Consecutive Games, Touchdown Pass

5	Troy Aikman, 1992-93
5	Troy Aikman, 1994-95
4	Danny White, 1982-83

HAD INTERCEPTED

Career

19	Roger Staubach, 1969-79
17	Troy Aikman, 1989-99
16	Danny White, 1976-88

Game

4	Roger Staubach, vs. Minnesota, 12/30/73
3	Ten times, last Troy Aikman, vs. Arizona, 1/2/99

Opponent, Game

4	Bob Avellini, vs. Chicago, 12/26/77
4	Craig Morton, vs. Denver, 1/15/78
4	Doug Williams, vs. Tampa Bay, 1/2/82

Most Consecutive Passes Attempted, None Intercepted

111	Troy Aikman, 1991-93
102	Roger Staubach, 1969-1973
88	Troy Aikman, 1994-96

Most Attempts, No Interceptions, Game

35	Tony Romo, vs. Philadelphia, 1/9/10
34	Troy Aikman, @ San Francisco, 1/17/93
33	Troy Aikman, vs. Green Bay, 1/14/96

Most Attempts, No Interceptions, Opponent

38	Erik Kramer, @ Detroit, 1/5/92
35	Aaron Rodgers, @ Green Bay, 1/11/15
30	Vince Ferragamo, vs. L.A. Rams, 12/26/83
30	Randall Cunningham, vs. Philadelphia, 1/10/93

RATING

Career

93.0	Tony Romo (2006-16)
88.3	Troy Aikman (1989-00)
76.0	Roger Staubach (1969-1979)

Game

- 143.6 Tony Romo, @ Green Bay, 1/11/15
 140.7 Troy Aikman, vs. Buffalo, 1/31/93
 121.1 Roger Staubach, @ San Francisco, 12/23/72

Game, Opponent

- 148.6 Billy Kilmer, @ Washington, 12/31/72
 143.5 Bart Starr, vs. Green Bay, 1/1/67
 134.4 Brett Favre, @ Minnesota, 1/17/10

TIMES SACKED**Game**

- 7 Roger Staubach, vs. L.A. Rams, 12/23/73
 7 Roger Staubach, vs. Pittsburgh, 1/18/76
 6 Tony Romo, @ Minnesota, 1/17/10
 6 Tony Romo, vs. Detroit, 1/4/15

Opponent, Game

- 5 John Hadl, vs. L.A. Rams, 12/23/73
 5 Ron Jaworski, vs. L.A. Rams, 1/4/76
 5 Steve Bartkowski, @ Atlanta, 12/30/78
 5 Randall Cunningham, vs. Philadelphia, 1/10/93

PASS RECEIVING**RECEPTIONS****Career**

- 87 Michael Irvin, 1988-98
 67 Drew Pearson, 1973-83
 62 Jay Novacek, 1990-95

Game

- 12 Michael Irvin, @ San Francisco, 1/15/95
 11 Jay Novacek, vs. Green Bay, 1/8/95
 10 Jason Witten, @ Minnesota, 1/17/10

Opponent, Game

- 10 Andre Hastings, vs. Pittsburgh, 1/28/96
 9 Tom Waddle, @ Chicago, 12/29/91
 9 Edgar Bennett, vs. Green Bay, 1/16/94

Most Consecutive Games, Pass Reception

- 22 Drew Pearson, 1973-83
 16 Michael Irvin, 1991-98
 13 Jay Novacek, 1991-95

YARDS**Career**

- 1,315 Michael Irvin, 1988-98
 1,105 Drew Pearson, 1973-83
 655 Alvin Harper, 1991-94

Game

- 192 Michael Irvin, @ San Francisco, 1/15/95
 163 Raghib Ismail, @ Minnesota, 1/9/00
 144 Bob Hayes, vs. Cleveland, 12/24/67

Game, Opponent

- 161 Lynn Swann, vs. Pittsburgh, 1/18/76
 152 Andre Reed, vs. Buffalo, 1/31/93
 146 Charlie Taylor, vs. Washington, 12/31/72
 146 Jeremy Maclin, vs. Philadelphia, 1/9/10

Longest Pass Reception (All TDs)

- 94 Alvin Harper (from Aikman), vs. Green Bay, 1/8/95
 86 Bob Hayes (from Meredith), vs. Cleveland, 12/24/67
 83 Drew Pearson (from Staubach), vs. L.A. Rams, 12/23/73

Longest Pass Reception, Opponent (All TDs, except *)

- 76 J. Maclin (from M. Vick), vs. Philadelphia, 1/9/10
 75 P. Warfield (from F. Ryan), vs. Cleveland 12/24/67
 75 J. Mackey (from J. Unitas), vs. Baltimore, 1/17/71
 75 J. Giles (from D. Williams), vs. Tampa Bay, 1/2/82*

Most Games, 100 or More Yards Receiving, Career

- 6 Michael Irvin, 1988-98
 2 Tony Hill, 1977-86
 2 Alvin Harper, 1991-94

AVERAGE GAIN**Career (20 receptions)**

- 27.3 Alvin Harper, 1991-94 (24-655)
 16.5 Drew Pearson, 1973-83 (67-1,105)
 15.8 Butch Johnson, 1976-83 (25-394)

Game (3 receptions)

- 39.0 Alvin Harper, @ San Francisco, 1/17/93 (3-117)
 34.0 Frank Clarke, vs. Green Bay, 1/1/67 (3-102)
 29.3 Alvin Harper, @ Chicago, 12/29/91 (3-88)

TOUCHDOWNS**Career**

- 8 Drew Pearson, 1973-83
 8 Michael Irvin, 1988-98
 6 Jay Novacek, 1990-95

Game

- 3 Preston Pearson, @ L.A. Rams, 1/4/76

Game, Opponent

- 3 Sidney Rice, @ Minnesota, 1/17/10
 2 Nine times, last by Amani Toomer, vs. N.Y. Giants, 1/13/08

Most Consecutive Games, Touchdown

- 3 Alvin Harper, 1992-93
 3 Jay Novacek, 1992-93
 3 Michael Irvin, 1994-95

RUSHING-RECEIVING**ATTEMPTS****Career**

- 395 Emmitt Smith, 1990-99 (349-ru, 46-re)
 348 Tony Dorsett, 1977-85 (302-ru, 46-re)
 188 Robert Newhouse, 1972-83 (174-ru, 14-re)

Game

- 37 Emmitt Smith, vs. Green Bay, 1/14/96 (ru-35, re-2)
 34 Emmitt Smith, vs. Buffalo, 1/30/94 (ru-30, re-4)
 31 Emmitt Smith, @ San Francisco, 1/17/19 (ru-24, re-7)

YARDS**Career**

- 1,928 Emmitt Smith, 1990-99 (1,586-ru, 342-re)
 1,786 Tony Dorsett, 1977-85 (1,383-ru, 403-re)
 1,315 Michael Irvin, 1988-98 (0-ru, 1,315-re)

Game

- 192 Michael Irvin, @ San Francisco, 1/15/95 (re-192)
 188 Tony Dorsett, vs. L.A. Rams, 12/28/80 (ru-160, re-28)
 178 Felix Jones, vs. Philadelphia, 1/9/10 (ru-148, re-30)

PUNTING**PUNTS****Career (25 punts)**

- 84 Danny White, 1976-85
 51 Ron Widby, 1968-71
 33 John Jett, 1993-96

Game

- 9 Ron Widby, vs. Baltimore, 1/17/71
 8 Five times, last by Danny White, vs. L.A. Rams, 12/30/79

Game, Opponent

- 8 Donny Anderson, @ Green Bay, 12/31/67
 8 Herman Weaver, vs. Detroit, 12/26/70
 8 Neil Clabo, @ Minnesota, 1/1/78
 8 Tom Hutton, vs. Philadelphia, 1/7/96
 8 Scott Player, vs. Arizona, 1/2/99

Longest Punt

- 65 Ron Widby, vs. Detroit, 12/26/70
 62 Mat McBriar, @ Seattle, 1/6/07
 61 Mat McBriar, vs. Philadelphia, 1/9/10

Longest Punt, Opponent

- 64 Dave Chapple, vs. L.A. Rams, 12/23/73
 62 Craig Henrich, vs. Green Bay, 1/8/95
 61 Herman Weaver, vs. Detroit, 12/26/70
 61 Chris Kluwe, @ Minnesota, 1/17/10

AVERAGE GROSS YARDS**Career (25 punts)**

- 43.5 Mike Saxon, 1985-92
 42.9 John Jett, 1993-96
 40.1 Ron Widby, 1968-71

Game (4 punts)

- 48.4 Mat McBriar, @ Seattle, 1/6/07 (5-242)
 48.0 Chris Jones, vs. Detroit, 1/11/15 (4-192)
 47.3 Mat McBriar, vs. N.Y. Giants, 1/13/08 (4-189)

Game, Opponent (4 punts)

- 50.6 Sav Rocca, vs. Philadelphia, 1/9/10 (5-253)
 48.8 Herman Weaver, vs. Detroit, 12/26/70 (8-391)
 45.6 Chris Kluwe, @ Minnesota, 1/17/10 (5-228)

HAD BLOCKED**Career**

- 1 Mike Saxon, 1986-1992
 1 John Jett, 1993-95

Most Consecutive Punts, None Blocked

- 84 Danny White, 1976-83
 60 Ron Widby, 1968-72
 24 Marv Bateman, 1972-75

INSIDE 20**Career**

- 21 Danny White, 1976-83
 10 Mat McBriar, 2004-09
 9 Ron Widby, 1968-72

Game

- 5 Mat McBriar, vs. Philadelphia, 1/9/10
- 4 Toby Gowin, vs. Arizona, 1/2/99
- 3 Six times, last by Chris Jones, vs. Detroit, 1/4/15

PUNT RETURNS**RETURNS****Career**

- 19 Butch Johnson, 1976-83
- 16 James Jones, 1980-82
- 12 Bob Hayes, 1965-74

Game

- 5 James Jones, vs. L.A. Rams, 12/28/80
- 5 Ron Fellows, vs. Tampa Bay, 1/9/83
- 4 Seven times, last by J. Galloway, @ Carolina, 1/3/04

Game, Opponent

- 6 John Sciarra, @ Philadelphia, 1/11/81
- 5 Lem Barney, vs. Detroit, 12/26/70

FAIR CATCHES**Career**

- 10 Bob Hayes, 1966-72
- 8 Lance Rentzel, 1967-69
- 8 Cliff Harris, 1970-79

Game

- 4 Lance Rentzel, @ Cleveland, 12/21/68
- 4 Cliff Harris, @ San Francisco, 12/23/72
- 3 Lance Rentzel, @ Green Bay, 12/31/67
- 3 Golden Richards, vs. Pittsburgh, 1/18/76
- 3 Gordon Banks, @ L.A. Rams, 1/4/86

Game, Opponent

- 4 Bobby Bryant, @ Minnesota, 12/25/71
- 3 Bobby Bryant, vs. Minnesota, 12/30/73

YARDS GAINED**Career**

- 208 Butch Johnson, 1976-83
- 151 Bob Hayes, 1965-74
- 147 James Jones, 1980-82

Game

- 141 Bob Hayes, vs. Cleveland, 12/24/67
- 81 James Jones, vs. L.A. Rams, 12/20/80
- 64 Butch Johnson, vs. L.A. Rams, 12/19/76

Game, Opponent

- 69 John Sciarra, @ Philadelphia, 1/11/81
- 59 Reggie Brooks, vs. Green Bay, 1/16/94
- 54 Antonio Freeman, vs. Green Bay, 1/14/96

Longest Punt Return

- 68 Bob Hayes, vs. Cleveland, 12/24/67
- 64 Bob Hayes, vs. Cleveland, 12/24/67
- 63 Golden Richards, vs. Minnesota, 12/30/73 (TD)

Longest Punt Return, Opponent

- 43 Reggie Brooks, vs. Green Bay, 1/16/94
- 39 Antonio Freeman, vs. Green Bay, 1/14/96
- 30 Jim Bertelsen, vs. Rams, 12/23/73

AVERAGE YARDAGE**Career (10 returns)**

- 12.6 Bob Hayes, 1965-74 (12-151)
- 11.0 Butch Johnson, 1976-83 (19-208)
- 9.2 James Jones, 1980-82 (16-147)

Game (3 returns)

- 47.0 Bob Hayes, vs. Cleveland, 12/24/67 (3-141)
- 18.7 Patrick Crayton, vs. Philadelphia, 1/9/10 (3-56)
- 16.2 James Jones, vs. L.A. Rams, 12/20/80 (5-81)

Game, Opponents (3 returns)

- 13.5 Antonio Freeman, vs. Green Bay, 1/14/96 (4-54)
- 13.0 Jim Bertelsen, vs. L.A. Rams, 1/23/73 (4-52)
- 11.5 John Sciarra, @ Philadelphia, 1/11/81 (6-69)

TOUCHDOWNS**Game**

- 1 Golden Richards, vs. Minnesota, 12/30/73

Game, Opponent

None

KICKOFF RETURNS**RETURNS****Career**

- 23 Kevin Williams, 1993-96
- 13 James Jones, 1980-82, 1984-85
- 12 Butch Johnson, 1976-83

Game

- 7 Michael Bates, @ Carolina 1/3/04
- 6 Kevin Williams, @ San Francisco, 1/15/95
- 6 Kevin Ogletree, @ Minnesota, 1/17/10

Game, Opponent

- 7 Del Rodgers, vs. Green Bay, 1/16/83
- 7 Antonio Freeman, vs. Green Bay, 1/14/96

YARDS**Career**

- 505 Kevin Williams, 1993-96
- 267 James Jones, 1980-82, 1984-85
- 243 Cliff Harris, 1970-79

Game

- 172 Michael Bates, @ Carolina 1/3/04
- 136 Miles Austin, @ Seattle, 1/6/07
- 130 Kevin Williams, @ San Francisco, 1/15/95

Game, Opponent

- 155 Michael Bates, @ Carolina, 1/5/97
- 148 Del Rodgers, vs. Green Bay, 1/16/83
- 148 Antonio Freeman, vs. Green Bay, 1/14/96

Longest Kickoff Return

- 93 Miles Austin, @ Seattle, 1/6/07 (TD)
- 89 Rod Hill, vs. Green Bay, 1/9/83
- 50 Kevin Williams, vs. Buffalo, 1/30/94

Longest Kickoff Return, Opponent

- 97 Vic Washington, vs. San Francisco, 12/23/72 (TD)
- 67 Rick Upchurch, vs. Denver, 1/15/78
- 61 Clinton Jones, @ Minnesota, 12/25/71

AVERAGE YARDAGE**Career (10 returns)**

- 22.1 Cliff Harris, 1970-79 (11-243)
- 22.0 Kevin Williams, 1993-96 (23-505)
- 21.5 Kelvin Martin, 1987-92 (11-237)

Game (3 returns)

- 45.3 Miles Austin, @ Seattle, 1/6/07 (3-136)
- 39.3 Rod Hill, vs. Green Bay, 1/9/83 (3-118)
- 29.3 Kevin Williams, vs. Green Bay, 1/8/95 (3-88)

Game, Opponent (3 returns)

- 45.3 Vic Washington, vs. San Francisco, 12/23/72 (3-136)
- 31.3 Rick Upchurch, vs. Denver, 1/15/78 (3-94)
- 31.0 Michael Bates, @ Carolina, 1/5/97 (5-155)
- 31.0 Domenik Hixon, vs. N.Y. Giants, 1/13/08 (3-93)

TOUCHDOWNS**Game**

- 1 Miles Austin, @ Seattle, 1/6/07

Game, Opponent

- 1 Vic Washington, vs. San Francisco, 12/23/72

INTERCEPTED BY**INTERCEPTIONS****Career**

- 9 Charlie Waters, 1970-78, 80-81
- 7 Dennis Thurman, 1978-85
- 6 Cliff Harris, 1970-79

Game

- 3 Charlie Waters, vs. Chicago, 12/26/77
- 3 Dennis Thurman, vs. Green Bay, 1/16/83
- 2 Seven times, last by Larry Brown, vs. Pittsburgh, 1/28/96

Game, Opponent

- 2 Skip Vanderhurd, @ San Francisco, 12/23/72
- 2 Bobby Bryant, vs. Minnesota, 12/30/73
- 2 Eric Davis, @ San Francisco, 1/15/95
- 2 Aeneas Williams, vs. Arizona, 1/2/99

Most Consecutive Games Intercept Pass

- 3 Mel Renfro, 1970
- 3 Randy Hughes, 1977-78

YARDS GAINED**Career**

- 126 Dennis Thurman, 1978-85
- 124 Charlie Waters, 1970-78, 80-81
- 105 Larry Brown, 1991-95

Game

- 77 Larry Brown, vs. Pittsburgh, 1/28/96
- 68 Thomas Henderson, @ L.A. Rams, 1/7/79
- 60 Cornell Green, vs. Cleveland, 1/24/67

Game, Opponent

- 94 LeRoy Irvin, vs. L.A. Rams, 12/26/83
- 88 Walt Summer, vs. Cleveland, 12/28/69
- 63 Bobby Bryant, vs. Minnesota, 12/30/73

Longest Return (all TDs except as noted)

- 68 Thomas Henderson, @ L.A. Rams, 1/7/79
 60 Cornell Green, vs. Cleveland, 1/24/67
 44 Larry Brown, vs. Pittsburgh, 1/28/96 (no TD)

Longest Return, Opponents (all TDs except as noted)

- 94 LeRoy Irvin, vs. L.A. Rams, 12/26/83 (no TD)
 88 Walt Sumner, vs. Cleveland, 12/28/64
 63 Bobby Bryant, vs. Minnesota, 12/30/73

FUMBLES**OPPONENTS' FUMBLES RECOVERED****Career**

- 4 Cliff Harris, 1970-79
 3 Charlie Waters, 1970-78, 1980-81

Game

- 2 Charlie Waters, vs. Detroit, 12/26/70
 2 Harvey Martin, vs. Minnesota, 1/1/78
 2 Randy Hughes, vs. Denver, 1/15/78
 2 Jimmie Jones, vs. Buffalo, 1/31/93
 2 Bobby Carpenter, vs. Philadelphia, 1/9/10
 2 DeMarcus Lawrence, vs. Detroit, 1/4/15

Longest Fumble Returns (All TDs except as noted)

- 64 Leon Lett, vs. Buffalo, 1/31/93 (no TD)
 46 James Washington, vs. Buffalo, 1/30/94
 44 Chuck Howley, @ Cleveland, 12/21/68

Longest Fumble Returns, Opponent (All TDs)

- 60 Hugh Green, vs. Tampa Bay, 1/9/83
 18 Jim Grabowski, vs. Green Bay, 1/1/67

SACKS**TOTAL SACKS****Game**

- 3 Tony Casillas, @ San Francisco, 1/17/93

Game, Opponent

- 3 Gary Jeter, @ L.A. Rams, 1/4/86
 3 Ray Edwards, @ Minnesota, 1/17/10

BLOCKED KICKS**BLOCKED PUNTS****Game**

- 1 Darrick Brownlow, vs. Chicago, 12/29/91

Game, Opponent

- 1 Steve Tasker, vs. Buffalo, 1/31/93
 1 Bernardo Harris, vs. Green Bay, 1/14/96

BLOCKED FIELD GOALS**Game, Opponent**

- 1 Datone Jones, @ Green Bay, 1/11/15

Cowboys Team Playoff Records

SINGLE GAME**SCORING****Most Points**

- 52 vs. Cleveland, 12/24/67 (Dallas 52, Cleveland 14)
 52 vs. Buffalo, 1/31/93 (Dallas 52, Buff. 17)
 40 vs. Minnesota, 12/28/96 (Dallas 40, Minn. 15)

Most Points, Opponent

- 38 vs. Cleveland, 12/28/69 (Cleveland 38, Dallas 14)
 38 @ Detroit, 1/5/92 (Detroit 38, Dallas 6)
 38 @ San Francisco, 1/15/95 (S.F. 38, Dallas 28)

Fewest Points

- 0 @ L.A. Rams, 1/4/86 (L.A. Rams 20, Dallas 0)
 3 @ Washington, 12/31/72 (Wash. 26, Dallas 3)
 3 @ Minnesota, 1/17/10 (Minnesota 34, Dallas 3)

Fewest Points, Opponent

- 0 vs. Detroit, 12/26/70 (Dallas 5, Detroit 0)
 0 @ L.A. Rams, 1/7/79 (Dallas 28, L.A. Rams 0)
 0 vs. Tampa Bay, 1/2/82 (Dallas 38, Tampa Bay 0)

Most Decisive Win

- 38 vs. Tampa Bay, 1/2/82 (Dallas 38, Tampa Bay 0)
 38 vs. Cleveland, 12/24/67 (Dallas 52, Cleveland 14)
 35 vs. Buffalo, 1/31/93 (Dallas 52, Buff. 17)

Most Decisive Loss

- 32 @ Detroit, 1/5/92 (Detroit 38, Dallas 6)
 31 @ Minnesota, 1/17/10 (Minnesota 34, Dallas 3)
 24 vs. Cleveland, 12/28/69 (Cleveland 38, Dallas 14)

Most Points, Both Teams

- 69 vs. Buffalo, 1/31/93 (Dallas 52, Buff. 17)
 66 vs. Cleveland, 12/24/67 (Dallas 52, Cleveland 14)
 66 vs. Pittsburgh, 1/21/79 (Pittsburgh 35, Dallas 31)
 66 @ San Francisco, 1/15/95 (S.F. 38, Dallas 28)

FIRST DOWNS**Most First Downs**

- 29 vs. L.A. Rams, 12/28/80
 29 vs. Tampa Bay, 1/9/83
 29 @ San Francisco, 1/15/95

Most First Downs, Opponent

- 27 vs. Green Bay, 1/15/17
 26 @ San Francisco, 1/10/82
 26 @ Chicago, 12/29/91

Most First Downs, Both Teams

- 52 vs. Green Bay, 1/15/17
 48 @ San Francisco, 1/17/93
 48 @ San Francisco, 1/15/95

Fewest First Downs

- 8 @ Washington, 12/31/72
 9 vs. Minnesota, 12/30/73
 9 vs. Baltimore, 1/17/71

Fewest First Downs, Opponent

- 7 vs. Detroit, 12/26/70
 8 vs. Tampa Bay, 1/9/83
 9 vs. San Francisco, 1/2/72
 9 @ L.A. Rams, 1/4/76

Fewest First Downs, Both Teams

- 21 vs. Detroit, 12/26/70
 23 vs. Baltimore, 1/17/71
 24 @ Washington, 12/31/72

Most First Downs, Rushing

- 19 vs. L.A. Rams, 12/28/80
 16 @ San Francisco, 1/3/71
 16 vs. Minnesota, 12/28/96

Most First Downs, Rushing, Opponent

- 14 vs. Minnesota, 12/30/73
 13 @ Philadelphia, 1/11/81
 12 @ Chicago, 12/29/91

Fewest First Downs, Rushing

- 2 @ Washington, 1/22/83
 3 Four times, last @ Carolina, 1/3/04
Fewest First Downs, Rushing, Opponent
 0 vs. Philadelphia, 1/9/10
 1 @ L.A. Rams, 1/4/76
 2 Six times, last vs. Arizona, 1/2/99

Most First Downs, Passing

- 20 vs. L.A. Rams, 12/26/83
 19 vs. Tampa Bay, 1/2/82
 19 @ Washington, 1/22/83

Most First Downs, Passing, Opponent

- 19 @ Detroit, 1/5/92
 18 vs. Green Bay, 1/15/17
 17 @ San Francisco, 1/10/82

Fewest First Downs, Passing

- 3 vs. Detroit, 12/26/70
 3 @ Washington, 12/31/72
 4 vs. L.A. Rams, 12/23/73

Fewest First Downs, Passing, Opponent

- 1 vs. Denver, 1/15/78
 3 vs. L.A. Rams, 1/4/86
 4 vs. Atlanta, 12/30/78
 4 vs. Tampa Bay, 1/9/83

Most First Downs, Penalty

4	@ Carolina, 1/5/97
4	vs. Philadelphia, 1/9/10
3	vs. Green Bay, 1/8/95
3	@ San Francisco, 1/15/95
3	vs. Arizona, 1/2/99
3	vs. Detroit, 1/4/15
3	@ Green Bay, 1/11/15

Most First Downs, Penalty, Opponent

4	vs. Baltimore, 1/17/71
4	vs. Buffalo, 1/31/93
4	@ Seattle, 1/6/07
4	vs. Philadelphia, 1/9/10

NET YARDS GAINED RUSHING AND PASSING**Most Yards Gained**

528	vs. L.A. Rams, 12/28/80
456	vs. Tampa Bay, 1/9/83
451	@ San Francisco, 1/15/95

Most Yards Gained, Opponent

466	vs. Green Bay, 1/6/83
421	@ Detroit, 1/5/92
416	@ Green Bay, 1/11/15

Most Yards Gained, Both Teams

843	vs. Green Bay, 1/15/17
841	vs. Green Bay, 1/6/83
831	@ San Francisco, 1/17/93

Fewest Yards Gained

153	vs. Minnesota, 12/30/73
169	@ Washington, 12/31/72
183	vs. Minnesota, 12/25/71

Fewest Yards Gained, Opponent

118	@ L.A. Rams, 1/4/76
156	vs. Detroit, 12/26/70
156	vs. Denver, 1/15/78

Fewest Yards Gained, Both Teams

387	@ Green Bay, 12/31/67
387	vs. Detroit, 12/26/70
459	vs. Minnesota, 12/30/73

RUSHING**ATTEMPTS****Most Rushing Attempts**

51	@ San Francisco, 1/3/71
50	vs. Detroit, 12/26/70
50	@ L.A. Rams, 1/4/76

Most Rushing Attempts, Opponent

49	vs. L.A. Rams, 12/19/76
47	vs. Minnesota, 12/30/73
46	vs. Pittsburgh, 1/18/76

Fewest Rushing Attempts

16	@ Minnesota, 1/9/00
18	@ L.A. Rams, 1/4/86
18	@ Carolina, 1/3/04

Fewest Rushing Attempts, Opponent

12	vs. Green Bay, 1/14/96
13	vs. Green Bay, 1/16/94
13	vs. Philadelphia, 1/9/10

YARDS**Most Yards Gained Rushing**

338	vs. L.A. Rams, 12/28/80
255	vs. Minnesota, 12/28/96
252	vs. Miami, 1/16/72

Most Yards Gained Rushing, Opponent

269	@ L.A. Rams, 1/4/86
263	@ Philadelphia, 1/11/81
203	vs. Minnesota, 12/30/73

Most Yards Gained Rushing, Both Teams

430	vs. L.A. Rams, 12/28/80
349	@ Philadelphia, 1/11/81
337	vs. Cleveland, 12/24/67

Fewest Yards Gained Rushing

56	vs. Pittsburgh, 1/28/96
61	@ L.A. Rams, 1/4/86
63	vs. L.A. Rams, 12/26/83

Fewest Yards Gained Rushing, Opponent

22	vs. L.A. Rams, 12/19/76
31	vs. Green Bay, 1/16/94
48	vs. Green Bay, 1/14/96

Fewest Yards Gained Rushing, Both Teams

128	vs. Green Bay, 1/16/94
157	vs. L.A. Rams, 12/26/83
159	vs. Pittsburgh, 1/28/96

PASSING**ATTEMPTS****Most Passes Attempted**

53	vs. L.A. Rams, 12/26/83
53	@ San Francisco, 1/15/95
49	vs. Arizona, 1/2/99

Most Passes Attempted, Opponent

50	vs. Buffalo, 1/30/94
49	vs. Pittsburgh, 1/28/96
46	vs. Green Bay, 1/8/95

Most Passes Attempted, Both Teams

85	vs. Arizona, 1/2/99
84	vs. L.A. Rams, 12/26/83
82	vs. Green Bay, 1/16/94
82	@ San Francisco, 1/15/95

Fewest Passes Attempted

14	@ Minnesota, 12/25/71
14	vs. Chicago, 12/24/77
15	vs. Cleveland, 12/24/67

Fewest Passes Attempted, Opponent

18	@ Washington, 12/31/72
18	vs. N.Y. Giants, 1/13/08
19	vs. Pittsburgh, 1/18/76
20	vs. Detroit, 12/26/70

Fewest Passes Attempted, Both Teams

38	vs. Detroit, 12/26/70
39	@ Washington, 12/31/72
39	vs. L.A. Rams, 12/23/73

COMPLETIONS**Most Passes Completed**

32	vs. L.A. Rams, 12/26/83
30	@ San Francisco, 1/15/95
28	vs. Green Bay, 1/16/94

Most Passes Completed, Opponent

31	vs. Buffalo, 1/30/94
29	@ Detroit, 1/5/92
28	vs. Green Bay, 1/16/94
28	vs. Pittsburgh, 1/28/96
28	vs. Detroit, 1/4/15
28	vs. Green Bay, 1/15/17

Most Passes Completed, Both Teams

56	vs. Green Bay, 1/16/94
52	vs. Green Bay, 1/15/17
50	vs. Buffalo, 1/30/94

Fewest Passes Completed

4	vs. Detroit, 12/26/70
7	@ San Francisco, 1/3/71
8	vs. L.A. Rams, 12/23/73
8	vs. Chicago, 12/26/77

Fewest Passes Completed, Opponent

6	@ L.A. Rams, 1/4/86
7	Detroit, 12/26/70
7	vs. L.A. Rams, 12/23/73

Fewest Passes Completed, Both Teams

11	vs. Detroit, 12/26/70
15	vs. L.A. Rams, 12/23/73
21	vs. L.A. Rams, 12/30/79
21	@ Philadelphia, 1/11/81

YARDS**Most Yards Gained Passing**

352	@ San Francisco, 1/15/95
330	vs. Green Bay, 1/8/95
310	@ Atlanta, 1/4/81

Most Yards Gained Passing, Opponent

356	vs. Green Bay, 1/15/17
337	@ Detroit, 1/5/92
327	vs. Green Bay, 1/16/94

Most Yards Gained Passing, Both Teams

658 vs. Green Bay, 1/15/17
616 vs. Detroit, 1/4/15
611 vs. Green Bay, 1/16/94

Fewest Yards Gained, Passing

22 vs. Detroit, 12/26/70
63 vs. Minnesota, 12/30/73
72 vs. San Francisco, 1/2/72

Fewest Yards Gained, Passing, Opponent

35 vs. Denver, 1/15/78
47 @ L.A. Rams, 1/4/86
52 vs. Atlanta, 12/30/78

Fewest Yards Gained, Passing, Both Teams, Game

102 vs. Detroit, 12/26/70
166 vs. Minnesota, 12/30/73
193 @ Philadelphia, 1/11/81

SACKS**TOTAL SACKS****Most Sacks**

8 @ Green Bay, 12/31/67
5 Eight times, last vs. Philadelphia, 1/7/96

Most Sacks, Opponent

7 vs. L.A. Rams, 12/23/73
7 vs. Pittsburgh, 1/18/76
6 vs. San Francisco, 1/2/72
6 @ Minnesota, 1/17/10
6 vs. Detroit, 1/4/15

SACK YARDAGE**Most Sack Yardage**

76 @ Green Bay, 12/31/67
51 @ L.A. Rams, 1/4/76
45 vs. Philadelphia, 1/10/93

Most Sack Yardage, Opponent

52 vs. Pittsburgh, 1/21/79
51 vs. Detroit, 1/4/15
44 vs. L.A. Rams, 12/23/73

INTERCEPTIONS**TOTAL INTERCEPTIONS****Most Interceptions**

5 @ L.A. Rams, 1/7/79
4 Five times, last vs. Buffalo, 1/31/93

Most Interceptions, Opponent

4 @ Cleveland, 12/21/68
4 vs. Minnesota, 12/30/73
3 Nine times, last vs. Arizona, 1/2/99

YARDS**Most Yards**

123 @ L.A. Rams, 1/7/79
77 vs. Pittsburgh, 1/28/96
76 vs. Chicago, 12/26/77

Most Yards, Opponent

123 vs. Cleveland, 12/28/69
122 @ Carolina, 1/5/97
111 vs. L.A. Rams, 12/26/83

PUNTING**TOTAL PUNTS****Most Punts**

9 vs. Baltimore, 1/17/71
8 Five times, last vs. L.A. Rams, 12/30/79

Most Punts, Opponent

8 @ Green Bay, 12/31/67
8 vs. Detroit, 12/26/70
8 vs. Minnesota, 1/1/78
8 vs. Philadelphia, 1/7/96
8 vs. Arizona, 1/2/99

Fewest Punts

1 @ San Francisco, 1/15/95
1 vs. Minnesota, 12/28/96
2 vs. Cleveland, 12/24/67
2 vs. L.A. Rams, 12/28/80
2 @ Green Bay, 1/11/15
2 vs. Green Bay, 1/15/17

Fewest Punts, Opponent

1 vs. Cleveland, 12/28/69
1 @ Chicago, 12/29/91
1 @ San Francisco, 1/17/93
1 @ Carolina, 1/5/97

AVERAGE YARDAGE**Highest Average Distance, Punting (4 punts)**

48.4 @ Seattle, 1/6/07
48.0 vs. Detroit, 1/11/15
47.3 vs. N.Y. Giants, 1/13/08

Highest Average Distance, Punting, Opponent (4 punts)

50.6 vs. Philadelphia, 1/9/10
48.8 vs. Detroit, 12/26/70
48.4 @ Carolina, 1/3/04

PUNT RETURNS**TOTAL RETURNS****Most Punt Returns**

5 vs. Minnesota, 1/1/78
5 vs. L.A. Rams, 12/28/80
5 vs. Tampa Bay, 1/9/83

Most Punt Returns, Opponent

6 vs. Detroit, 12/26/70
6 @ Philadelphia, 1/11/81
5 Four times, last vs. Pittsburgh, 1/18/76

YARDS GAINED**Most Yards, Punt Returns**

155 vs. Cleveland, 12/24/67
81 vs. L.A. Rams, 12/28/80
64 vs. L.A. Rams, 12/19/76

Most Yards, Punt Returns, Opponent

69 @ Philadelphia, 1/11/81
59 vs. Green Bay, 1/16/94
54 vs. Green Bay, 1/14/96

KICKOFF RETURNS**TOTAL RETURNS****Most Kickoff Returns**

8 @ Carolina, 1/3/04
7 @ San Francisco, 1/15/95
7 @ Minnesota, 1/17/10

Most Kickoff Returns, Opponent

8 @ L.A. Rams, 1/4/76
8 vs. Chicago, 12/26/77
8 vs. Minnesota, 12/28/96

YARDS GAINED**Most Yards, Kickoff Returns**

179 @ Carolina, 1/3/04
173 vs. Green Bay, 1/16/83
160 @ Seattle, 1/6/07

Most Yards, Kickoff Returns, Opponent

188 @ Minnesota, 12/25/71
173 vs. Denver, 1/15/78
167 @ L.A. Rams, 1/4/76

FUMBLES**TOTAL FUMBLES****Most Fumbles**

6 vs. Denver, 1/15/78
6 vs. Atlanta, 12/30/78
5 @ Philadelphia, 1/11/81

Most Fumbles, Opponent

8 vs. Buffalo, 1/31/93
5 @ San Francisco, 12/23/72
5 vs. Minnesota, 1/1/78
5 vs. Baltimore, 1/17/71

FUMBLES LOST**Most Fumbles Lost**

3 @ San Francisco, 12/23/72
3 vs. Atlanta, 12/30/78
3 @ Philadelphia, 1/11/81
3 @ L.A. Rams, 1/4/86
3 @ Minnesota, 1/9/00

Most Fumbles Lost, Opponent

5 vs. Buffalo, 1/31/93
4 vs. Baltimore, 1/17/71
4 vs. Denver, 1/15/78
4 vs. Minnesota, 12/28/96

PENALTIES**TOTAL PENALTIES****Most Penalties**

14 vs. Philadelphia, 1/9/10
12 vs. Denver, 1/15/78
11 vs. L.A. Rams, 12/28/80
11 vs. N.Y. Giants, 1/13/08

Most Penalties, Opponent

11	vs. Green Bay, 1/14/96
10	vs. Tampa Bay, 1/2/82
10	@ Green Bay, 1/11/15
9	vs. Philadelphia, 1/9/10

Fewest Penalties

2	Eight times, last @ Minnesota, 1/17/10
---	--

Fewest Penalties, Opponent

0	vs. Detroit, 12/26/70
0	vs. Miami, 1/16/72
0	vs. Pittsburgh, 1/18/76
0	@ Carolina, 1/3/04

YARDS PENALIZED**Most Yards Penalized**

120	vs. Baltimore, 1/17/71
112	vs. Philadelphia, 1/9/10
98	@ San Francisco, 1/15/95

Most Yards Penalized, Opponent

116	vs. Philadelphia, 1/9/10
106	@ San Francisco, 1/10/82
105	vs. Tampa Bay, 1/2/82

Fewest Yards Penalized

10	vs. Cleveland, 12/24/67
10	@ Minnesota, 12/25/71
10	@ Minnesota, 1/17/10

Fewest Yards Penalized, Opponent

0	vs. Detroit, 12/26/70
0	vs. Miami, 1/16/72
0	vs. Pittsburgh, 1/18/76
0	@ Carolina, 1/3/04

LARGEST MARGIN**VICTORY**

- 38 pts, (52-14) vs. Cleveland, Dec. 24, 1967
- 38 pts, (38-0) vs. Tampa Bay, Jan. 2, 1982
- 35 pts, (52-17) vs. Buffalo, Jan. 31, 1993
- 30 pts, (37-7) @ Los Angeles, Jan. 4, 1976
- 30 pts, (37-7) vs. Chicago, Dec. 26, 1977

DEFEAT

- 32 pts, (38-6) @ Detroit, Jan. 5, 1992
- 31 pts, (34-3) @ Minnesota, Jan. 17, 2010
- 24 pts, (38-14) vs. Cleveland, Dec. 28, 1969
- 23 pts, (26-3) @ Washington, Dec. 31, 1972
- 20 pts, (20-0) @ Los Angeles, Jan. 4, 1986

Cowboys Longest Playoff Plays**LONG RUNS FROM SCRIMMAGE**

73 yards	—	Felix Jones vs. Philadelphia (TD)	January 9, 2010
65 yards	—	Emmitt Smith @ Minnesota	January 9, 2000
53 yards	—	Tony Dorsett @ L.A. Rams	January 7, 1979
48 yards	—	Calvin Hill @ San Francisco	December 23, 1972
38 yards	—	Emmitt Smith vs. Buffalo	January 31, 1993
37 yards	—	Emmitt Smith vs. Minnesota (TD)	December 28, 1996
36 yards	—	Marion Barber vs. N.Y. Giants	January 13, 2008
35 yards	—	Julius Jones @ Seattle	January 6, 2007
32 yards	—	Ron Springs vs. L.A. Rams	December 28, 1980
30 yards	—	DeMarco Murray @ Green Bay	January 11, 2015
29 yards	—	Roger Staubach vs. Washington	December 31, 1972
29 yards	—	Tony Dorsett vs. Pittsburgh	January 21, 1979

LONG FORWARD PASSES

94 yards	—	Troy Aikman to Alvin Harper vs. Green Bay (TD)	January 8, 1995
86 yards	—	Don Meredith to Bob Hayes vs. Cleveland (TD)	December 24, 1967
83 yards	—	Roger Staubach to Drew Pearson vs. L.A. Rams (TD)	December 23, 1973
76 yards	—	Tony Romo to Terrance Williams vs. Detroit (TD)	January 4, 2015
70 yards	—	Troy Aikman to Alvin Harper @ San Francisco	January 17, 1993
68 yards	—	Don Meredith to Frank Clarke vs. Green Bay (TD)	January 1, 1967

LONG PUNT RETURNS

68 yards	—	Bob Hayes vs. Cleveland	December 24, 1967
63 yards	—	Golden Richards vs. Minnesota (TD)	December 30, 1973
44 yards	—	Butch Johnson vs. L.A. Rams	December 19, 1976
43 yards	—	James Jones vs. L.A. Rams	December 28, 1980
41 yards	—	Deion Sanders vs. Arizona	January 2, 1999

LONG KICKOFF RETURNS

93 yards	—	Miles Austin @ Seattle (TD)	January 6, 2007
89 yards	—	Rod Hill vs. Green Bay	January 16, 1983
50 yards	—	Kevin Williams vs. Buffalo	January 30, 1994
48 yards	—	Thomas Henderson vs. Pittsburgh	January 18, 1976
41 yards	—	Michael Bates @ Carolina	January 3, 2004
39 yards	—	Kelvin Martin vs. Philadelphia	January 10, 1993
39 yards	—	Kevin Williams vs. Green Bay	January 8, 1995

LONG INTERCEPTION RETURNS

68 yards	—	Thomas Henderson @ L.A. Rams (TD)	January 7, 1979
60 yards	—	Cornell Green vs. Cleveland (TD)	December 24, 1967
44 yards	—	Larry Brown vs. Pittsburgh	January 28, 1996
39 yards	—	Dennis Thurman vs. Green Bay (TD)	January 16, 1983

LONG FUMBLE RETURNS

64 yards	—	Leon Lett vs. Buffalo	January 31, 1993
46 yards	—	James Washington vs. Buffalo (TD)	January 30, 1994
44 yards	—	Chuck Howley @ Cleveland (TD)	December 21, 1968
37 yards	—	Mike Hegman vs. Pittsburgh (TD)	January 21, 1979

Bold denotes rookie

Cowboys Big Playoff Days

100-YARD RUSHING GAMES

160 yards	—	Tony Dorsett vs. L.A. Rams	December 28, 1980
150 yards	—	Emmitt Smith vs. Green Bay	January 14, 1996
148 yards	—	Felix Jones vs. Philadelphia	January 9, 2010
143 yards	—	Duane Thomas @ San Francisco	January 3, 1971
135 yards	—	Duane Thomas vs. Detroit	December 26, 1970
132 yards	—	Emmitt Smith vs. Buffalo	January 30, 1994
129 yards	—	Marion Barber vs. N.Y. Giants	January 13, 2008
125 yards	—	Calvin Hill @ San Francisco	December 23, 1972
125 yards	—	Ezekiel Elliott vs. Green Bay	January 15, 2017
123 yards	—	DeMarco Murray @ Green Bay	January 11, 2015
116 yards	—	Emmitt Smith vs. Minnesota	December 28, 1996
114 yards	—	Emmitt Smith vs. Philadelphia	January 10, 1993
114 yards	—	Emmitt Smith @ San Francisco	January 17, 1993
112 yards	—	Julius Jones @ Seattle	January 6, 2007
110 yards	—	Tony Dorsett vs. Tampa Bay	January 9, 1983
108 yards	—	Don Perkins vs. Green Bay	January 1, 1967
108 yards	—	Emmitt Smith vs. Buffalo	January 31, 1993
105 yards	—	Emmitt Smith @ Chicago	December 29, 1991
101 yards	—	Tony Dorsett @ L.A. Rams	January 7, 1979

300-YARD PASSING GAMES

380 yards	—	Troy Aikman @ San Francisco	January 15, 1995
337 yards	—	Troy Aikman vs. Green Bay	January 8, 1995
330 yards	—	Danny White vs. L.A. Rams	December 26, 1983
322 yards	—	Danny White @ Atlanta	January 4, 1981
322 yards	—	Troy Aikman @ San Francisco	January 17, 1993
312 yards	—	Danny White vs. Tampa Bay	January 9, 1983
302 yards	—	Troy Aikman vs. Green Bay	January 16, 1994
302 yards	—	Dak Prescott vs. Green Bay	January 15, 2017

100-YARD RECEIVING GAMES

192 yards	—	Michael Irvin @ San Francisco	January 15, 1995
163 yards	—	Raghib Ismail @ Minnesota	January 9, 2000
144 yards	—	Bob Hayes vs. Cleveland	December 24, 1967
142 yards	—	Tony Hill vs. Green Bay	January 16, 1983
136 yards	—	Billy Parks @ San Francisco	December 23, 1972
132 yards	—	Dez Bryant vs. Green Bay	January 15, 2017
126 yards	—	Michael Irvin vs. Green Bay	January 16, 1994
124 yards	—	Kevin Williams vs. Philadelphia	January 7, 1996
123 yards	—	Preston Pearson @ L.A. Rams	January 4, 1976
117 yards	—	Alvin Harper @ San Francisco	January 17, 1993
115 yards	—	Tony Hill vs. L.A. Rams	December 26, 1983
114 yards	—	Michael Irvin vs. Buffalo	January 31, 1993
111 yards	—	Michael Irvin vs. Green Bay	January 8, 1995
108 yards	—	Alvin Harper vs. Green Bay	January 8, 1995
104 yards	—	Jay Novacek vs. Green Bay	January 8, 1995
103 yards	—	Michael Irvin vs. Minnesota	December 28, 1996
102 yards	—	Frank Clarke vs. Green Bay	January 1, 1967
100 yards	—	Michael Irvin vs. Green Bay	January 14, 1996

Bold denotes rookie



HISTORY

1960 ★ DALLAS COWBOYS STATISTICS ★ 1960

SEVENTH PLACE, EASTERN CONFERENCE HEAD COACH: TOM LANDRY

PRESEASON (1-5)					
Date	W/L	Score	Opponent	Att.	
8/6	L	10-16	San Fran. @ Seattle	22,000	
8/13	L	13-20	St. Louis @ San Ant.	14,000	
8/19	L	10-14	BALTIMORE	40,000	
8/27	W	14-3	N.Y.G. @ LVille	10,663	
9/4	L	14-49	L.A. @ Pendleton	13,500	
9/11	L	23-28	Green Bay @ Minn.	20,121	
REGULAR SEASON (0-11-1)					
9/24	L	28-35	PITTSBURGH	30,000	
9/30	L	25-27	PHILADELPHIA	18,500	
10/9	L	14-26	@ Washington	21,142	
10/16	L	7-48	CLEVELAND	28,500	
10/23	L	10-12	@ St. Louis	23,128	
10/30	L	7-45	BALTIMORE	25,500	
11/6	L	13-38	L.A. RAMS	16,000	
11/13	L	7-41	@ Green Bay	32,294	
11/20	L	14-26	SAN FRANCISCO	10,000	
11/27	L	7-17	@ Chicago	39,951	
12/4	T	31-31	@ N.Y. Giants	55,033	
12/11	L	14-23	@ Detroit	43,272	

TEAM STATISTICS	DALLAS	OPP
FIRST DOWNS.....	180	216
Rushing.....	57	106
Passing.....	105	97
Penalty.....	18	13
Third Down-Made/Att.....	39/144	60/150
Third Down Efficiency.....	27.1	40.0
Fourth Down-Made/Att.....	8/10	3/7
TOTAL NET YARDS.....	3,153	4,372
Avg. Per Game.....	279.7	333.1
Total Plays.....	698	858
Avg. Per Play.....	4.5	5.1
NET YARDS RUSHING.....	1,049	2,242
Avg. Per Game.....	87.4	186.8
Total Rushes.....	311	445
Avg. Per Rush.....	3.4	5.0
NET YARDS PASSING.....	2,104	2,130
Avg. Per Game.....	175.3	177.5
Sacked/Yards Lost.....	33/284	20/173
Gross Yards.....	2,388	2,303
Attempts/Completions.....	354/163	393/159
Pct. of Completions.....	46.0	40.0
Had Intercepted.....	33	15
PUNTS/AVERAGE.....	60/41.8	50/41.3
Net Punting Average.....	35.4	34.6
PUNT RET./AVG.....	24/8.0	18/4.6
KICKOFF RET./AVG.....	66/18.8	30/30.5
INT./AVG. RET.....	15/6.5	33/11.8
PENALTIES/YARDS.....	62/600	72/672
FUMBLES/BALL LOST.....	21/17	21/11
TOUCHDOWNS.....	25	47
Rushing.....	6	24
Passing.....	17	20
Returns.....	2	3
EXTRA POINTS/ATTEMPTS.....	21/23	43/44
FIELD GOALS/ATTEMPTS.....	6/13	17/24

RUSHING	ATT	YDS	AVG	LG	TD
Dupre	104	362	3.5	18	3
McIlhenny	96	321	3.3	21	1
Kowalczyk	50	156	3.1	34	1
Babb	39	115	2.9	12	0
LeBaron	16	94	5.9	23	1
Heinrich	2	3	1.5	3	0
Meredith	3	4	0.8	8	0
Clarke	1	-6	-6.0	-6	0
Cowboys	311	1,049	3.4	34	6
Opponents	445	2,242	5.0	75	24

RECEIVING	NO	YDS	AVG	LG	TD
Doran	31	554	17.9	75	3
Dugan	29	461	15.9	49	1
Howton	23	363	15.8	41	4
Dupre	21	216	10.3	36	2
McIlhenny	15	120	8.0	64	1
Kowalczyk	14	143	10.2	23	1
Babb	13	140	10.8	27	1
Clarke	9	290	32.2	76	3
Bielski	4	38	9.5	15	1
Mathews	3	44	14.7	20	0
Lewis	1	19	19.0	19	0
Cowboys	163	2,388	14.7	76	17
Opponents	159	2,303	14.5	70	20

INTERCEPTIONS	NO	YDS	AVG	LG	TD
Franckhauser	3	11	3.7	9	0
Bishop	3	13	4.3	13	0
Berlich	2	27	13.5	23	0
Hansen	2	14	7.0	14	0
Palera	1	21	21.0	21	0
Tubbs	1	5	5.0	5	0
Bratz	1	4	4.0	4	0
Cronin	1	2	2.0	2	0
Butler	1	0	0.0	0	0
Cowboys	15	100	6.7	23	0
Opponents	33	366	11.1	43	2

PUNTING	NO	YDS	AVG	TB	IN20	LG	BL	NET
Sherer	57	2,420	42.5	4	15	67	0	39.5
LeBaron	3	97	32.3	0	0	48	0	31.3
Cowboys	60	2,517	42.0	4	15	67	0	39.2
Opp.	50	2,068	41.2	1	20	60	0	37.1

PUNT RETURNS	NO	FC	YDS	AVG	LG	TD
Butler	13	6	131	10.1	46	0
Mooty	8	4	37	4.6	8	0
Franckhauser	3	2	24	8.0	17	0
Dupre	0	1	0	0	0	0
Cowboys	24	13	192	8.0	46	0
Opponents	18	16	83	4.6	25	0

KICKOFF RETURNS	NO	YDS	AVG	LG	TD
Franckhauser	25	509	20.5	46	0
Butler	20	399	19.2	60	0
Mooty	10	205	20.5	13	0
Babb	3	46	15.3	20	0
Dupre	2	44	22.0	22	0
Dowdle	2	22	11.0	17	0
Putnam	1	13	13.0	13	0
Bielski	1	4	4.0	4	0
Kowalczyk	1	0	0.0	0	0
Sherer	1	0	0.0	0	0
Cowboys	66	1,242	18.8	60	0
Opponents	32	811	25.3	90	1

PASSING	ATT	COMP	YDS	PCT	AVG	TD	PCT	TD	PCT	INT	LG	SKS/YDS	RATING
LeBaron	225	111	1,736	49.3	7.7	12	5.3	25	11.1	76	26/205	53.5	
Meredith	68	29	281	42.6	4.1	2	2.9	5	7.4	23	3/40	34.0	
Heinrich	61	23	371	37.7	6.1	3	4.9	3	4.9	64	4/39	54.7	
Cowboys	354	163	2,388	46.0	6.8	17	4.8	33	9.3	76	33/284	45.7	
Opponents	293	145	2,130	49.5	7.3	20	6.8	15	5.1	70	20/173	75.0	

SCORE BY QUARTERS	1	2	3	4	OT	T
Cowboys	54	44	69	69	0	236
Opponents	81	119	85	95	0	380

FIELD GOALS	7-19	20-29	30-39	40-49	50+
Cone	1-2	1-2	2-4	2-4	0-1
Cowboys	1-2	1-2	2-4	2-4	0-1
Opponents	6-8	11-12	0-2	0-2	0-0

Cone: (), (31,45), (248,32B), (), (25,44M), (51M), (32,41), (), (), (17B,40B,32M), (11), ()
Opponents: (38M), (21,27), (15,29,10,38), (), (18,18M), (39B,26), (9), (18M,21,21), (18,45M,28,16,45M,22), (22M,20), (26), (25)

SCORING	TDR	TDP	TDR1	FG	PAT	S	TP
Cone	0	0	0	6/13	21/23	0	39
Dupre	3	2	0	0/0	0/0	0	30
Howton	0	4	0	0/0	0/0	0	24
Doran	0	3	0	0/0	0/0	0	18
Clarke	0	3	0	0/0	0/0	0	18
Kowalczyk	1	1	0	0/0	0/0	0	12
McIlhenny	1	1	0	0/0	0/0	0	12
Babb	0	1	0	0/0	0/0	0	6
Dugan	0	1	0	0/0	0/0	0	6
LeBaron	1	0	0	0/0	0/0	0	6
Bielski	0	1	0	0/0	0/0	0	6
Cowboys	6	17	0	6/13	21/23	0	177
Opponents	22	20	3*	17/24	43/44	2	369

* Stephens 34 int. return vs. Cleveland (10/16)
Mitchell 90 kickoff return vs. Cleveland (10/16)
Nitschke 43 int. return @. Green Bay (11/13)
+ Tracey lacked LeBaron in endzone @ St. Louis (10/23)
Punt snap out of endzone @ Detroit (12/11)

USUAL STARTERS

WR	Fred Dugan	LE	Nate Borden
LT	Bob Fry	LT	Don Healy
LG	Duane Putnam	RT	Ed Hummann
C	John Houser	RE	John Gonzaga
RG	Buzz Guy (7)	LLB	Wayne Hansen
	Mike Falls (5)	MLB	Jerry Tubbs
RT	Paul Dickson (8)	RLB	Gene Cronin
	Dick Klein (4)	LCB	Tom Franckhauser
TE	Jim Doran (9)	RCB	Don Bishop
	Dick Bielski (3)	SS	Bob Berlich (6)
WR	Bill Howton (7)		Fred Doelling (3)
	Frank Clarke (3)		Gary Wisener (3)
QB	Eddie LeBaron	FS	Bill Butler
RB	Don McIlhenny (7)		
	L.G. Dupre (5)	P	Dave Sherer
FB	Walt Kowalczyk (7)	K	Fred Cone
	Gene Babb (5)		

Pro Bowlers in Bold

1961 ★ DALLAS COWBOYS STATISTICS ★ 1961

STAFF
PLAYERS
2017 SEASON
RECORDS
PLAYOFF
RECORDS
1961
STATISTICS
SIDELINES

SIXTH PLACE, WESTERN CONFERENCE HEAD COACH: TOM LANDRY

PRESEASON (2-3)					Att.
Date	W/L	Score	Opponent		
8/5	W	38-13	Min. @ Sioux Falls		4,954
8/11	L	7-30	GREEN BAY		30,000
8/26	L	10-28	N.Y. Giants @ Albuq.		21,500
9/1	W	35-24	Balt. @ Norman		19,000
9/9	L	10-24	San Fran. @ Sac.		22,130
REGULAR SEASON (4-9-1)					Att.
Date	W/L	Score	Opponent		
9/17	W	27-24	PITTSBURGH		23,500
9/24	W	21-7	MINNESOTA		20,500
10/1	L	7-25	@ Cleveland		43,638
10/8	W	28-0	@ Minnesota		33,070
10/15	L	10-31	N.Y. GIANTS		41,500
10/22	L	7-43	PHILADELPHIA		25,000
10/29	W	17-16	@ N.Y. Giants		60,254
11/5	L	17-31	ST. LOUIS		20,500
11/12	L	7-37	@ Pittsburgh		17,519
11/19	T	28-28	WASHINGTON		17,500
11/26	L	13-35	@ Philadelphia		60,127
12/3	L	17-38	CLEVELAND		23,500
12/10	L	13-31	@ St. Louis		15,384
12/17	L	24-34	@ Washington		21,451

TEAM STATISTICS			DALLAS	OPP
FIRST DOWNS	239	254
Rushing	100	122
Passing	130	120
Penalty	9	12
Third Down-Made/Att.	NA	NA
Third Down Efficiency	NA	NA
Fourth Down-Made/Att.	4/16	5/9
TOTAL NET YARDS	4,480	4,592
Avg. Per Game	320	328
Total Plays	863	787
Avg. Per Play	5.1	5.8
NET YARDS RUSHING	1,819	2,161
Avg. Per Game	130.0	154.4
Total Rushes	415	439
Avg. Per Rush	4.4	4.9
NET YARDS PASSING	2,661	2,431
Sacked/Yards Lost	27/257	22/209
Gross Yards	2,918	2,640
Attempts/Completions	422/215	326/168
Pct. of Completions	50.1	51.5
Had Intercepted	27	25
PUNTS/AVERAGE	61/36.7	43/45.5
Net Punting Average	31.8	42.6
PUNT RET./AVG.	24/4.3	17/11.4
KICKOFF RET./AVG.	64/21.0	43/22.1
INT./AVG. RET.	25/15.0	27/21.7
PENALTIES/YARDS	47/427	38/362
FUMBLES/BALL LOST	46/21	30/18
TOUCHDOWNS	29	49
Rushing	6	21
Passing	23	21
Returns	0	7
EXTRA POINTS/ATTEMPTS	29/29	44/49
FIELD GOALS/ATTEMPTS	11/24	14/29

RUSHING					ATT	YDS	AVG	LG	TD
Perkins					200	815	4.1	47	4
Marsh					84	379	4.1	71	1
Lockett					66	280	4.3	21	0
Meredith					22	176	8.0	28	1
LeBaron					18	72	4.0	21	0
Dupre					16	60	3.7	12	0
Douglas					5	24	4.8	6	0
Howton					1	9	9.0	9	0
McIlhenry					2	4	2.0	4	0
Cowboys					415	1,819	4.4	71	6
Opponents					439	2,161	4.9	40	21

RECEIVING					NO	YDS	AVG	LG	TD
Howton					56	785	14.2	53	4
Clarke					41	919	22.4	80t	9
Perkins					32	298	9.3	38	1
Bielski					26	377	15.1	28	3
Marsh					21	189	9.0	46	2
Lockett					15	114	7.6	26	2
Doran					13	153	11.3	29	2
Dupre					6	49	8.1	17	0
Gregory					3	30	10.0	13	0
McIlhenry					1	6	6.0	6	0
Douglas					1	-2	-2.0	-2	0
Cowboys					215	2,918	13.6	80t	23
Opponents					168	2,640	15.7	78	21

INTERCEPTIONS					NO	YDS	AVG	LG	TD
Bishop					8	172	21.5	57	0
Berich					3	48	16.0	28	0
Tubbs					3	33	11.0	33	0
Moegle					2	31	15.5	25	0
Harris					2	13	6.5	12	0
Frankhauser					1	23	23.0	23	0
Gregory					1	21	21.0	21	0
Dowdle					1	14	14.0	14	0
Healy					1	11	11.0	11	0
Howley					1	5	5.0	5	0
Livingston					1	3	3.0	3	0
Frost					1	0	0.0	0	0
Cowboys					25	374	15.0	57	0
Opponents					27	586	21.7	101t	5

PUNTING					NO	YDS	AVG	TB	IN20	LG	BL	NET
Green					61	2,236	36.7	5	6	53	31	31.8
Cowboys					61	2,236	36.7	5	6	53	31	31.8
Opp.					43	1,956	45.5	1	20	60	0	42.6

PUNT RETURNS					NO	FC	YDS	AVG	LG	TD
Marsh					14	3	71	5.1	19	0
Livingston					6	0	20	3.3	12	0
Dupre					2	0	4	2.0	4	0
Perkins					1	2	8	8.0	8	0
Douglas					1	0	0	0.0	0	0
Cowboys					24	5	103	4.3	19	0
Opponents					17	27	194	11.4	66	0

KICKOFF RETURNS					NO	YDS	AVG	LG	TD
Marsh					26	667	25.7	79	0
Perkins					22	443	20.1	30	0
Dupre					6	110	17.8	24	0
Lockett					4	46	11.5	21	0
Babb					2	34	17.0	19	0
Dowdle					2	33	16.5	19	0
Douglas					1	12	12.0	12	0
Doran					1	0	0.0	0	0
Cowboys					64	1,395	21.0	79	0
Opponents					43	950	22.1	49t	1

PASSING	ATT	COMP	YDS	PCT	AVG
LeBaron	236	120	1,741	50.8	7.4
Meredith	182	94	1,161	51.6	6.4
Humphrey	2	1	16	50.0	8.0
Lockett	2	0	0	0.0	0.0
Cowboys	422	215	2,918	51.0	6.9
Opponents	326	168	2,640	51.5	8.1

SCORE BY QUARTERS					1	2	3	4	OT	T
Cowboys					54	44	69	69	0	236
Opponents					81	119	85	95	0	380

FIELD GOALS	7-19	20-29	30-39	40-49	50+
Green	2-3	1-4	2-3	0-4	0-1
Bielski	0-0	3-3	2-3	1-3	0-0
Cowboys	2-3	4-6	4-6	1-7	0-1
Opponents	4-5	7-8	1-4	0-2	2-0
Green: (41M,15,29M,27),(41M),(47M,40M),(),(16,37M),(54M),(20B,32),(22B,32),(),(),(),(16M),(),()					
Bielski: (),(),(),(),(),(),(),(),(),(),(),(47M,49M),(42,32),(),(35),(29,29),(27,38M)					
Opponents: (39M,45M,12),(35M,30M,11B),(28,28),(40M),(47M,29),(20,26M),(44,31,47M,47M,13),(47M,22),(28,19,47),(41B),(),(20),(16),(47M)					

SCORING					TDR	TD	TDR	FG	PAT	S	TP
Clarke					0	9	0	0/0	0	0	54
Bielski					0	3	0	6/9	10/10	0	46
Perkins					4	1	0	0/0	0/0	0	30
Green					0	0	0	5/15	19/19	0	24
Howton					0	4	0	0/0	0/0	0	24
Marsh					1	2	0	0/0	0/0	0	18
Doran					0	2	0	0/0	0/0	0	12
Lockett					0	2	0	0/0	0/0	0	12
Meredith					1	0	0	0/0	0/0	0	6
Cowboys					6	23	0	11/24	29/29	0	236
Opponents					21	21	7*	14/29	44/49	0	380

* Sample 39 interception return vs. Pittsburgh (9/17)
Barnes 101 interception return vs. N.Y. Giants (10/15)
Stacey 31 interception return vs. St. Louis (11/5)
Stacey 34 interception return vs. St. Louis (11/5)
Hakbart 33 interception return vs. Washington (11/19)
Parrish 34 fumble return vs. Cleveland (12/3)
Costello 30 fumble return vs. Cleveland (12/3)

USUAL STARTERS

WR	Bill Howton	LE	Bob Lilly
LT	Bob Fry	LT	Don Healy
LG	Andy Cvercko (10)	RT	Bill Herchman
	John Houser (4)	RE	Nate Borden
C	Mike Connelly	LLB	Chuck Howley (8)
RG	Mike Falls	RLB	Gene Babb (9)
RT	Charlie Granger (7)	MLB	Jerry Tubbs
	Bob McCreary (4)	RLB	Gene Babb (9)
	John Houser (3)		Chuck Howley (5)
TE	Dick Bielski	LCB	Warren Livingston (8)
WR	Frank Clarke		Jim Harris (4)
QB	Eddie LeBaron (10)	RCB	Don Bishop
	Don Meredith (4)	SS	Bob Berich (8)
RB	Don Perkins		Tom Frankhauser (4)
FB	Amos Marsh (7)	FS	Dick Moegle
	J.W. Lockett (7)		
		P	Allen Green
K	Allen Green (9)		
	Dick Bielski (5)		

Pro Bowlers in Bold

1962 ★ DALLAS COWBOYS STATISTICS ★ 1962

FIFTH PLACE, EASTERN CONFERENCE
HEAD COACH: TOM LANDRY

Preseason (0-5)					
Date	W/L	Score	Opponent		Att.
8/10	L	7-31	GREEN BAY		54,500
8/18	L	24-35	Detroit @ Cleveland		77,683
8/25	L	10-24	Balt. @ Roanoke		14,000
9/1	L	7-26	San Fran. @ Sac.		20,000
9/8	L	26-45	Minn. @ Atlanta		12,500
REGULAR SEASON (5-8-1)					
9/16	T	35-35	WASHINGTON		15,730
9/23	L	28-30	PITTSBURGH		19,478
9/30	W	27-17	@ L.A. Rams		26,907
10/7	L	10-19	@ Cleveland		44,040
10/14	W	41-19	PHILADELPHIA		18,645
10/21	W	42-27	@ Pittsburgh		23,106
10/28	L	24-28	ST. LOUIS		16,027
11/4	W	38-10	@ Washington		49,888
11/11	L	10-41	N.Y. GIANTS		45,668
11/18	L	33-34	CHICAGO		12,692
11/25	L	14-28	@ Philadelphia		58,070
12/2	W	45-21	CLEVELAND		24,226
12/9	L	20-52	@ St. Louis		14,102
12/16	L	31-41	@ N.Y. Giants		62,694

TEAM STATISTICS	DALLAS	OPP
FIRST DOWNS	246	274
Rushing	101	93
Passing	136	166
Penalty	9	15
Third Down-Made/Att.	72/183	64/167
Third Down Efficiency	39.3	38.3
Fourth Down-Made/Att.	6/7	2/5
TOTAL NET YARDS	4,912	5,184
Avg. Per Game	350	370
Total Plays	843	848
Avg. Per Play	5.8	6.1
NET YARDS RUSHING	2,040	1,510
Avg. Per Game	145.7	107.9
Total Rushes	434	386
Avg. Per Rush	4.7	3.9
NET YARDS PASSING	2,883	3,688
Sacked/Yards Lost	29/232	25/216
Gross Yards	3,115	3,904
Attempts/Completions	380/200	437/233
Pct. of Completions	52.6	53.3
Had Intercepted	17	20
PUNTS/AVERAGE	57/45.4	63/40.6
Net Punting Average	40.7	37.8
PUNT RET./AVG	18/4.5	28/6.8
KICKOFF RET./AVG	59/20.5	63/23.5
INT./AVG. RET.	20/18.3	17/15.5
PENALTIES/YARDS	62/639	56/569
FUMBLES/BALL LOST	32/19	33/16
TOUCHDOWNS	51	52
Rushing	16	17
Passing	31	33
Returns	4	2
EXTRA POINTS/ATTEMPTS	50/51	49/52
FIELD GOALS/ATTEMPTS	14/27	13/22

RUSHING	ATT	YDS	AVG	LG	TD
Perkins	222	945	4.3	35	7
Marsh	144	802	5.6	70	6
Bullocks	33	196	6.0	73	2
Meredith	21	74	3.5	9	0
Lockett	8	24	3.0	7	1
LeBaron	6	-1	-0.2	3	0
Cowboys	434	2,040	4.7	73	6
Opponents	386	1,510	3.9	35	17

RECEIVING	NO	YDS	AVG	LG	TD
Howton	49	706	14.1	69	6
Clarke	47	1,043	22.2	66	14
Folkins	39	536	13.7	52	6
Marsh	35	467	13.3	85	2
Perkins	13	104	8.0	21	0
Lockett	7	78	10.1	29	2
Gregory	3	70	23.3	24	0
Bullocks	3	46	15.3	22	1
Norman	2	34	17.0	29	0
Davis	2	31	15.5	24	0
Cowboys	200	3,115	15.6	85	31
Opponents	233	3,904	16.8	86	33

INTERCEPTIONS	NO	YDS	AVG	LG	TD
Bishop	6	134	22.3	44	0
Gaechter	5	136	27.2	100	1
Tabbs	4	35	8.7	21	0
Howley	2	33	16.5	21	0
Norton	2	21	10.5	21	0
Dowdle	1	7	7.0	7	0
Cowboys	20	366	18.3	100	1
Opponents	17	263	15.5	57	1

PUNTING	NO	YDS	AVG	TB	IN20	LG	BL	NET
Baker	57	2,589	45.4	4	13	72	0	40.7
Cowboys	57	2,589	45.4	4	13	72	0	40.7
Opp.	63	2,560	40.6	5	8	63	0	37.8

PUNT RETURNS	NO	FC	YDS	AVG	LG	TD
Lockett	8	4	45	5.6	17	0
Gaechter	7	7	32	4.5	15	0
Marsh	3	3	4	1.3	2	0
Cowboys	18	14	81	4.5	17	0
Opponents	28	14	190	6.8	21	0

KICKOFF RETURNS	NO	YDS	AVG	LG	TD
Marsh	29	725	25.0	101	1
Bullocks	14	265	18.9	62	0
Lockett	6	130	21.6	31	0
Davis	4	66	16.5	23	0
Norman	2	5	2.5	5	0
Gaechter	1	16	16.0	16	0
Talburt	1	0	0.0	0	0
Cvercko	1	0	0.0	0	0
Mummelaar	1	0	0.0	0	0
Cowboys	59	1,207	20.5	101	1
Opponents	63	1,604	25.5	92	1

SCORE BY QUARTERS	1	2	3	4	OT	T
Cowboys	54	119	107	118	0	398
Opponents	65	124	56	157	0	402

FIELD GOALS	7-19	20-29	30-39	40-49	50+
Baker	4-4	1-2	5-10	3-5	1-6
Cowboys	4-4	1-2	5-10	3-5	1-6
Opponents	5-7	1-1	3-5	3-7	1-5

Baker: (35M), (1) (35M,34,52M,48), (15,39M), (40, 50M,11), (1), (52M,37,54M,39M), (16), (42M, 53), (36,37), (34M), (15), (22M,25,47), (35, 55M,47M)
Opponents: (1), (1), (51), (51M,35,42), (36,9), (10, 52M,40, 18B), (1), (14), (16,37), (21,41M, 15), (32M,35M,16M), (47M,52B), (49M,42), (45M,50M)

SCORING	TDR	TDP	TDR1	FG	PAT	S	TP
Baker	0	0	0	14/27	50/51	0	92
Clarke	0	14	0	0/0	0/0	0	84
Marsh	6	2	1a	0/0	0/0	0	54
Perkins	7	0	0	0/0	0/0	0	42
Folkins	0	6	0	0/0	0/0	0	36
Howton	0	6	0	0/0	0/0	0	36
Bullocks	2	1	0	0/0	0/0	0	18
Lockett	1	2	0	0/0	0/0	0	18
Gaechter	0	0	1b	0/0	0/0	0	6
Norton	0	0	1c	0/0	0/0	0	6
Bishop	0	0	1d	0/0	0/0	0	6
Cowboys	16	31	4	14/27	50/51	0	398
Opponents	17	33	2*	13/25	49/52	1	402

- a 101 kickoff return vs. Philadelphia (10/14)
b 100 interception return vs. Philadelphia (10/14)
c 94 FG return @ St. Louis (12/9)
d 84 fumble return vs. St. Louis (10/28)

- * Mitchell 92 kickoff return vs. Washington (9/16)
Wilson 57 interception return vs. St. Louis (10/28)
+ Holding in end zone vs. Pittsburgh (9/23)

USUAL STARTERS

WR	Bill Howton	LE	Bob Lilly
LT	Bob Fry	LT	Guy Reese
LG	Andy Cvercko	RT	John Meyers
C	Mike Connelly	RE	George Andrie
RG	Dale Mummelaar	LLB	Mike Dowdle
RT	Monte Clark (10)	MLB	Jerry Tubbs
	Don Talbert (4)	RLB	Chuck Howley
TE	Lee Folkins (11)	LCB	Mike Gaechter (9)
	Pettis Norman (3)		Cornell Green (3)
WR	Frank Clarke	RCB	Don Bishop
QB	Eddie LeBaron	SS	Jerry Norton
RB	Don Perkins	FS	Dick Nolan
FB	Amos Marsh		
K	Sam Baker		
P	Sam Baker		

Pro Bowlers in Bold

Pro Bowlers in Bold

PASSING	ATT	COMP	YDS	PCT	AVG	TD	PCT	PCT	LG	SKS/YDS	RATING	
Meredith	212	105	1,679	49.5	7.9	15	7.1	8	3.8	69†	14/113	84.2
LeBaron	166	95	1,436	57.2	8.7	16	9.6	9	5.4	85†	15/119	95.4
Baker	1	0	0	0.0	0.0	0	0.0	0	0	0/0		39.6
Lockett	1	0	0	0.0	0.0	0	0.0	0	0.0	0	0/0	39.6
Cowboys	380	200	3,115	52.6	8.2	31	8.2	17	4.5	85†	29/232	88.7
Opponents	437	233	3,904	53.3	8.9	33	7.6	20	4.6	86†	25/216	89.8

1963 ★ DALLAS COWBOYS STATISTICS ★ 1963

FIFTH PLACE, EASTERN CONFERENCE HEAD COACH: TOM LANDRY

PRESEASON (3-2)						Att.
Date	W/L	Score	Opponent			
8/8	W	17-14	@ L.A. Rams			70,675
8/17	L	10-31	GREEN BAY			53,121
8/24	L	17-20	L.A. Rams @ Port.			29,349
8/30	W	37-24	San Fran. @ Baker.			9,927
9/7	W	27-17	Detroit @ N.O.			51,218
REGULAR SEASON (4-10)						Att.
Date	W/L	Score	Opponent			
9/14	L	7-34	ST. LOUIS			36,432
9/22	L	24-41	CLEVELAND			28,710
9/29	L	17-21	@ Washington			40,101
10/6	L	21-24	PHILADELPHIA			60,671
10/13	W	17-14	DETROIT			27,264
10/20	L	21-37	@ N.Y. Giants			62,889
10/27	L	21-27	@ Pittsburgh			19,047
11/3	W	35-20	WASHINGTON			18,838
11/10	L	24-31	@ San Francisco			29,553
11/17	W	27-20	PHILADELPHIA			23,694
11/24	L	17-27	@ Cleveland			55,096
12/1	L	27-34	N.Y. GIANTS			29,653
12/8	L	19-24	PITTSBURGH			24,136
12/15	W	28-24	@ St. Louis			12,695

TEAM STATISTICS	DALLAS	OPP
FIRST DOWNS	248	266
Rushing	105	114
Passing	132	139
Penalty	11	13
Third Down-Made/Att.	62/169	69/171
Third Down Efficiency	36.7	40.4
Fourth Down-Made/Att.	6/10	16/20
TOTAL NET YARDS	4,263	5,325
Avg. Per Game	304.5	380.4
Total Plays	839	878
Avg. Per Play	5.1	6.1
NET YARDS RUSHING	1,795	2,094
Avg. Per Game	128.2	149.6
Total Rushes	420	455
Avg. Per Rush	4.3	4.6
NET YARDS PASSING	2,468	3,231
Sacked/Yards Lost	44/331	20/161
Gross Yards	2,799	3,392
Attempts/Completions	375/200	403/202
Pct. of Completions	53.3	50.1
Had Intercepted	21	26
PUNTS/AVERAGE	71/44.2	52/41.5
Net Punting Average	40.6	37.8
PUNT RET./AVG.	23/7.7	36/4.9
KICKOFF RET./AVG.	48/22.9	46/24.5
INT./AVG. RET.	26/21.1	21/20.8
PENALTIES/YARDS	67/627	52/479
FUMBLES/BALL LOST	29/15	23/11
TOUCHDOWNS	40	48
Rushing	18	12
Passing	20	31
Returns	2	5
EXTRA POINTS/ATTEMPTS	38/40	45/48
FIELD GOALS/ATTEMPTS	9/20	15/32

RUSHING	ATT	YDS	AVG	LG	TD
Perkins	149	614	4.1	19†	7
Marsh	99	483	4.9	41†	5
Bullocks	96	341	3.6	17	2
Meredith	41	185	4.5	26	3
Stiger	31	140	4.5	4	1
Baker	1	15	15.0	15	0
Clarke	1	12	12.0	12	0
LeBaron	2	5	2.5	4	0
Cowboys	420	1,795	4.3	41†	18
Opponents	455	2,094	4.6	71†	12

RECEIVING	NO	YDS	AVG	LG	TD
Clarke	43	833	19.4	75†	10
Howton	33	514	15.6	44†	3
Folkins	31	407	13.1	35†	4
Marsh	26	224	8.6	35	0
Norman	18	341	18.9	49	3
Barnes	15	195	13.0	27	0
Perkins	14	84	6.0	20	0
Stiger	13	131	10.1	42	0
Bullocks	7	70	10.0	22	0
Cowboys	200	2,799	14.0	75†	20
Opponents	202	3,392	16.8	85†	31
INTERCEPTIONS	NO	YDS	AVG	LG	TD
Green	7	211	34.5	55	0
Bishop	5	45	9.0	31	0
Gaechter	3	140	46.7	86	0
Jordan	3	41	13.6	23	0
Livingston	3	31	10.3	29	0
Tubbs	2	61	20.3	44	0
Howley	2	3	1.5	3	0
Edwards	1	17	17.0	17	0
Cowboys	26	549	21.1	86	0
Opponents	21	437	20.8	82†	5

PUNTING	NO	YDS	AVG	TD	IN20	LG	BL	NET
Baker	71	3,138	44.2	4	13	64	0	40.6
Cowboys	71	3,138	44.2	4	13	64	0	40.6
Opp.	52	2,159	41.5	5	8	73	0	37.8

PUNT RETURNS	NO	FC	YDS	AVG	LG	TD
Stiger	14	2	141	10.1	45	0
Overton	5	5	32	6.4	14	0
Gaechter	2	2	2	1.0	2	0
Howley	1	0	0	0.0	0	0
Norman	1	0	0	0.0	0	0
Cowboys	23	9	175	7.9	45	0
Opponents	36	13	176	4.9	26	0

KICKOFF RETURNS	NO	YDS	AVG	LG	TD
Stiger	18	432	24.0	66	0
Hayes, W.	2	48	24.0	25	0
Bullocks	19	453	23.8	56	0
Marsh	9	167	18.6	31	0
Cowboys	48	1,100	22.9	66	0
Opponents	46	1,125	24.5	54	0

SCORE BY QUARTERS	1	2	3	4	OT	T
Cowboys	68	124	48	65	0	305
Opponents	58	114	88	118	0	378

FIELD GOALS	7-19	20-29	30-39	40-49	50+
Baker	2-3	3-6	1-1	2-7	1-3
Cowboys	2-3	3-6	1-1	2-7	1-3
Opponents	7-7	1-6	3-7	3-10	1-2
Baker:	(41M), (13), (41.43M, 40M), (13), (1), (42M, 20M), (16M), (24.24M), (56M, 33.27), (20.26M, 52M), (44M), (53.46), (1)				
Opponents:	(43.45), (32.15, 50M), (49M, 37M), (28B, 12.29M), (37M, 48M, 47M), (39, 41M), (1), (29M, 12.49), (45M, 32), (32M), (24, 10), (11, 53), (17, 44M, 43B), (28, 39M, 26B, 11)				

SCORING	TDR	TDP	TDR1	FG	PAT	\$	TP
Baker	0	0	0	9/20	38/40	0	65
Clarke	0	10	0	0/0	0/0	0	60
Perkins	7	0	0	0/0	0/0	0	42
Marsh	5	0	0	0/0	0/0	0	35
Folkins	0	4	0	0/0	0/0	0	24
Howton	0	3	0	0/0	0/0	0	18
Meredith	3	0	0	0/0	0/0	0	18
Norman	0	3	0	0/0	0/0	0	18
Bullocks	2	0	0	0/0	0/0	0	12
Green	0	0	1a	0/0	0/0	0	6
Lilly	0	0	1b	0/0	0/0	0	6
Stiger	1	0	0	0/0	0/0	0	6
Cowboys	18	20	2	9/20	38/40	0	305
Opponents	12	31	5*	15/32	45/48	0	378

a 20 fumble return @ Cleveland (11/24)
b 42 fumble return @ St. Louis (12/15)

* Hill 58 interception return vs. St. Louis (9/14)
Steffen 78 interception return @ Washington (9/29)
Lynch 82 interception return @ N.Y. Giants (10/20)
Fichtner 36 interception return @ Cleveland (11/24)
Hillebrand 0 interception return vs. N.Y. Giants (12/1)

USUAL STARTERS

WR	Bill Howton (6)	LE	Bob Lilly (7)
	Pettis Norman (5)		Larry Stephens (7)
	Gary Barnes (3)	LT	Guy Reese
LT	Bob Fry (9)	RT	John Meyers (7)
	Tony Liscio (5)		Bob Lilly (7)
LG	Jim Ray Smith (7)	RE	George Andrie (10)
	Lynn Hoyem (6)		Larry Stephens (3)
C	Mike Connelly	LLB	Chuck Howley
RG	Dale Mommelaar	MLB	Jerry Tubbs
RT	Ed Nutting (7)	RLB	Lee Roy Jordan (8)
	Bob Fry (5)		Dave Edwards (6)
TE	Lee Folkins	LCB	Cornell Green
WR	Frank Clarke	RCB	Don Bishop
QB	Don Meredith	SS	Mike Gaechter (10)
RB	Amos Marsh (9)	Jim Riddle (4)	Warren Livingston
	Jim Stiger (3)	FS	
FB	Don Perkins (10)		
	Amos Bullocks (3)	P	Sam Baker
K	Sam Baker		Pro Bowlers in Bold

PASSING	ATT	COMP	YDS	PCT	AVG	TD	T	INT	PCT	LG	SKS/YDS	RATING
Meredith	310	167	2,381	53.9	7.7	17	5.5	18	5.8	55	35/260	73.2
LeBaron	65	33	418	50.8	6.4	3	4.6	3	4.6	75	9/71	67.4
Cowboys	375	200	2,799	53.3	7.5	20	5.3	21	5.6	75	44/331	71.9
Opponents	403	202	3,392	50.1	8.4	31	7.7	26	6.5	85†	20/161	77.6

1964 ★ DALLAS COWBOYS STATISTICS ★ 1964

FIFTH PLACE, EASTERN CONFERENCE HEAD COACH: TOM LANDRY

PRESEASON (1-4)				
Date	W/L	Score	Opponent	Att.
8/8	L	6-17	@ L.A. Rams	57,450
8/15	W	34-23	San Fran. @ Port.	24,679
8/22	L	16-25	L.A. Rams @ Portland	30,565
8/29	L	3-35	GREEN BAY	60,057
9/5	L	6-21	Chicago @ N.O.	35,000
REGULAR SEASON (5-8-1)				
9/12	L	6-16	ST. LOUIS	36,605
9/20	W	24-18	WASHINGTON	25,158
9/27	L	17-23	@ Pittsburgh	35,594
10/4	L	6-27	@ Cleveland	72,062
10/11	T	13-13	N.Y. GIANTS	33,324
10/18	L	16-20	CLEVELAND	37,456
10/25	W	31-13	@ St. Louis	28,253
11/1	W	24-10	@ Chicago	47,527
11/8	W	31-21	@ N.Y. Giants	63,031
11/15	L	14-17	PHILADELPHIA	55,972
11/22	L	16-28	@ Washington	49,219
11/29	L	21-45	GREEN BAY	44,975
12/6	L	14-24	@ Philadelphia	60,671
12/13	W	17-14	PITTSBURGH	35,271

TEAM STATISTICS	DALLAS	OPP
FIRST DOWNS.....	230	211
Rushing.....	89	71
Passing.....	119	121
Penalty.....	22	19
Third Down-Made/Att.....	65/199	65/201
Third Down Efficiency.....	32.7	32.3
Fourth Down-Made/Att.....	8/14	7/14
TOTAL NET YARDS.....	3,704	3,750
Avg. Per Game.....	264.6	267.9
Total Plays.....	893	860
Avg. Per Play.....	4.1	4.4
NET YARDS RUSHING.....	1,691	1,504
Avg. Per Game.....	120.8	107.4
Total Rushes.....	421	438
Avg. Per Rush.....	4.0	3.4
NET YARDS PASSING.....	2,013	2,246
Sacked/Yards Lost.....	68/503	45/325
Gross Yards.....	2,516	2,571
Attempts/Completions.....	404/192	377/172
Pct. of Completions.....	47.5	45.6
Had Intercepted.....	24	18
POINTS/AVERAGE.....	78/38.9	80/43.5
Net Punting Average.....	34.4	33.5
PUNT RET./AVG.....	40/11.5	19/2.6
KICKOFF RET./AVG.....	46/24.0	50/21.6
INT./AVG. RET.....	18/17.6	24/15.0
PENALTIES/YARDS.....	97/952	75/781
FUMBLES/BALL LOST.....	39/19	26/20
TOUCHDOWNS.....	30	34
Rushing.....	15	6
Passing.....	10	22
Returns.....	5	6
EXTRA POINTS/ATTEMPTS.....	28/29	32/34
FIELD GOALS/ATTEMPTS.....	14/29	17/28

PASSING	ATT	COMP	YDS	PCT	AVG	TD	PCT	PCT	LG	SKS/YDS	RATING
Meredith	323	158	2,143	48.9	6.6	9	2.8	16	5.0	49	58/416
Roach	68	32	349	47.1	5.1	1	1.5	6	8.8	37	10/87
Lothridge	9	2	24	22.2	2.7	0	0.0	2	22.2	13	0/0
Clarke	1	0	0	0.0	0.0	0	0.0	0	0.0	0	0/0
Stiger	1	0	0	0.0	0.0	0	0.0	0	0.0	0	0/0
Dunn	2	0	0	0.0	0.0	0	0.0	0	0.0	0	0/0
Cowboys	404	192	2,516	47.5	6.2	10	2.5	24	5.9	49	68/503
Opponents	377	172	2,571	45.6	6.8	22	5.8	18	4.8	59	45/325

RUSHING	ATT	YDS	AVG	LG	TD
Perkins	174	768	4.6	59	6
Marsh	100	401	4.0	28	2
Stiger	68	280	4.1	64	1
Dunn	26	103	4.0	14	1
Meredith	32	81	2.5	17	4
Clarke	10	46	4.6	21	0
Folkins	1	9	9.0	9	0
Roach	8	9	1.1	11	0
Lothridge	2	-6	-3.0	2	1
Cowboys	421	1,691	4.0	64	15
Opponents	438	1,504	3.4	71	6

RECEIVING	NO	YDS	AVG	LG	TD
Clarke	65	973	15.0	49	5
McDonald	46	612	13.3	48	2
Norman	24	311	13.0	37	2
Perkins	15	155	10.3	37	0
Marsh	15	131	8.7	32	0
Dial	11	178	17.1	41	0
Stiger	9	85	9.4	31	1
Folkins	5	41	8.2	11	0
Dunn	2	30	15.0	18	0
Cowboys	192	2,516	13.1	49	10
Opponents	172	2,571	14.9	59	22

INTERCEPTIONS	NO	YDS	AVG	LG	TD
Renfro	7	110	15.7	39	1
Ridlon	4	121	30.3	74	1
Howley	2	27	13.5	21	0
Hubbs	2	27	13.5	26	0
Livingston	1	27	27.0	27	0
Jordan	1	3	3.0	3	0
Edwards	1	1	1.0	1	0
Cowboys	18	316	17.6	74	2
Opponents	24	345	15.0	54	4

PUNTING	NO	YDS	AVG	TD	LG	BL	RET
Lothridge	62	2,501	40.3	7	12	75	1
Folkins	15	497	33.1	0	3	48	0
Howley	1	37	37.0	0	0	37	0
Cowboys	78	3,035	38.9	7	15	75	1
Opp.	80	3,478	43.5	9	17	74	0

PUNT RETURNS	NO	FC	YDS	AVG	LG	TD
Renfro	32	9	418	13.1	69	1
McDonald	2	2	17	8.5	9	0
Gaechter	5	1	24	4.8	16	0
Stiger	1	4	0	0.0	0	0
Cowboys	40	16	459	11.5	69	1
Opponents	19	29	52	2.6	24	0

KICKOFF RETURNS	NO	YDS	AVG	LG	TD
Renfro	40	1,017	25.4	65	0
Dunn	2	33	16.5	18	0
Gaechter	1	31	31.0	31	0
Bullocks	1	19	19.0	19	0
Marsh	1	2	2.0	2	0
Folkins	1	0	0.0	0	0
Cowboys	46	1,102	24.0	65	0
Opponents	50	1,081	21.6	51	0

SCORE BY QUARTERS	1	2	3	4	OT	T
Cowboys	60	74	37	79	0	250
Opponents	47	81	62	99	0	289

FIELD GOALS	7-19	20-29	30-39	40-49	50+
Cowboys	6-9	2-3	4-6	2-9	0-2
Opponents	3-4	2-3	8-9	4-11	0-1

Van Raaphorst: (), (48M, 15,40M), (16), (25B, 19B), (50M, 19, 16, 40M, 35M), (34, 20, 37), (20), (41, 49M), (52M, 43), (47M, 16M, 48M), (39M, 15, 32, 12M, 38), (), (), (10, 48M)
Opponents: (37, 50M, 41, 32), (31, 41, 32), (36, 49M, 30M), (19, 21), (), (34, 30, 47M), (39, 49M, 16), (12, 48M), (), (43), (47M, 40M, 7B), (25, 29M), (42M, 48), ()

SCORING	TDR	TDP	TDR	FG	PAT	S	TP
Van Raaphorst	0	0	0	14/29	28/29	0	70
Perkins	6	0	0	0/0	0/0	0	36
Clarke	0	5	0	0/0	0/0	0	30
Meredith	4	0	0	0/0	0/0	0	24
Marsh	2	0	0	0/0	0/0	0	12
McDonald	0	2	0	0/0	0/0	0	12
Norman	0	2	0	0/0	0/0	0	12
Ridlon	0	0	2a	0/0	0/0	0	12
Renfro	0	0	2b	0/0	0/0	0	12
Stiger	1	1	0	0/0	0/0	0	12
Dunn	1	0	0	0/0	0/0	0	6
Livingston	0	0	1c	0/0	0/0	0	6
Lothridge	1	0	0	0/0	0/0	0	6
Cowboys	15	10	5	14/29	28/29	0	250
Opponents	6	22	6*	17/28	32/34	1	289

- a 74 interception return vs. N.Y. Giants (11/8)
63 fumble return vs. Philadelphia (12/6)
b 39 interception. return vs. Washington (9/20)
69 punt return vs. Green Bay (11/29)
c 17 fumble return vs. Green Bay (11/29)
- * Parish 54 int. return vs. Cleveland (10/18)
Reger 6 int. return vs. Washington (11/22)
Krause 35 int. return vs. Washington (11/22)
Jordan 60 fumble return vs. Green Bay (11/29)
Aldridge 29 fumble return vs. Green Bay (11/29)
Scarpati int. return vs. Philadelphia (12/6)
+ Edwards 0 fumble return vs. Washington (9/20)

USUAL STARTERS

WR	Tommy McDonald	LE	George Andrie
LT	Tony Liscio	LT	Jim Colvin
LG	Jake Kupp (10)	RT	Bob Lilly
	Joe Bob Isbell (4)	RE	Larry Stephens
C	Mike Connelly	LLB	Chuck Howley (9)
RG	Joe Bob Isbell (6)		Dave Edwards (4)
	Ray Schoenke (4)	MLB	Jerry Tubbs
	Dave Manders (3)	RLB	Lee Roy Jordan
RT	Ray Schoenke (6)	LCB	Cornell Green
	Bob Fry (5)	RCB	Don Bishop (7)
TE	Pettis Norman		Warren Livingston (7)
WR	Frank Clarke	SS	Jim Ridlon (10)
QB	Don Meredith (10)		Mike Gaechter (4)
	John Roach (4)	FS	Mel Renfro
RB	Jim Stiger (8)		
	Amos Marsh (5)	P	Billy Lothridge (12)
FB	Don Perkins		

Pro Bowlers in Bold

K Dick Van Raaphorst

1965 ★ DALLAS COWBOYS STATISTICS ★ 1965

STAFF

PLAYERS

2017 SEASON

RECORDS

PLAYOFF
RECORDS

1965
STATISTICS

SIDELINES

SECOND PLACE, EASTERN CONFERENCE HEAD COACH: TOM LANDRY

PRESEASON (2-3)					Att.
Date	W/L	Score	Opponent		
8/17	L	0-9	@ L.A. Rams		31,579
8/21	L	7-27	San Fran. @ Port.		24,837
8/28	W	21-12	GREEN BAY		67,954
9/3	L	17-57	Minn. @ Birm.		41,500
9/11	W	34-21	Chicago @ Tulsa		33,525
REGULAR SEASON (7-7)					
9/19	W	31-2	N.Y. GIANTS		59,366
9/26	W	27-7	WASHINGTON		61,577
10/4	L	13-20	@ St. Louis		32,034
10/10	L	24-35	PHILADELPHIA		56,249
10/17	L	17-23	@ Cleveland		80,451
10/24	L	3-13	@ Green Bay		48,311
10/31	L	13-22	@ Pittsburgh		37,804
11/7	W	39-31	SAN FRANCISCO		39,677
11/14	W	24-17	PITTSBURGH		57,293
11/21	L	17-24	CLEVELAND		76,251
11/28	L	31-34	@ Washington		50,205
12/5	W	21-19	@ Philadelphia		54,714
12/11	W	27-13	ST. LOUIS		38,499
12/19	W	38-20	@ N.Y. Giants		62,871
PLAYOFF BOWL GAME (Miami)					
1/9/66	L	3-35	Baltimore		65,569

TEAM STATISTICS	DALLAS	OPP
FIRST DOWNS.....	211	240
Rushing.....	87	80
Passing.....	108	138
Penalty.....	16	22
Third Down-Made/Att.....	61/180	76/204
Third Down Efficiency.....	33.9	37.2
Fourth Down-Made/Att.....	11/14	3/11
TOTAL NET YARDS.....	3,995	4,192
Avg. Per Game.....	285.4	299.4
Total Plays.....	833	885
Avg. Per Play.....	4.8	4.7
NET YARDS RUSHING.....	1,608	1,444
Avg. Per Game.....	114.9	103.1
Total Rushes.....	416	422
Avg. Per Rush.....	3.9	3.4
NET YARDS PASSING.....	2,387	2,748
Sacked/Yards Lost.....	55/369	39/315
Gross Yards.....	2,756	3,063
Attempts/Completions.....	362/168	424/205
Pct. of Completions.....	46.4	48.3
Had Intercepted.....	18	18
PUNTS/AVERAGE.....	73/41.3	71/42.9
Net Punting Average.....	37.2	36.8
PUNT RET./AVG.....	39/8.0	26/5.3
KICKOFF RET./AVG.....	43/27.1	63/19.3
INT./AVG. RET.....	18/11.0	18/14.7
PENALTIES/YARDS.....	78/710	50/483
FUMBLES/BALL LOST.....	31/17	37/20
TOUCHDOWNS.....	40	33
Rushing.....	8	13
Passing.....	25	17
Returns.....	7	3
EXTRA POINTS/ATTEMPTS.....	34/40	29/33
FIELD GOALS/ATTEMPTS.....	16/27	17/30

RUSHING	ATT	YDS	AVG	LG	TD
Perkins	177	690	3.9	43	0
Smith	86	295	3.4	24	2
Meredith	35	247	6.9	22	1
Dunn	54	171	3.2	12	2
Reeves	33	102	3.1	13	2
Clarke	8	58	7.3	21	0
Stiger	11	50	4.5	16	0
Rhyme	4	11	2.8	16	0
Whitfield	1	0	0.0	0	0
Hayes	4	-8	-2.0	11	1
Morton	3	-8	-2.7	5	0
Cowboys	416	1,608	3.9	43	8
Opponents	422	1,444	3.4	29	13

RECEIVING	NO	YDS	AVG	LG	TD
Hayes	46	1,003	21.8	82	12
Clarke	41	682	16.6	53	4
Dial	17	283	16.7	46	1
Gent	16	233	14.6	20	2
Perkins	14	142	10.2	27	0
Norman	11	110	10.0	21	3
Reeves	9	210	23.3	47	1
Dunn	8	74	9.3	22	1
Smith	5	10	2.0	5	1
Stiger	1	9	9.0	9	0
Cowboys	168	2,756	16.4	82	25
Opponents	205	3,063	15.0	72	17

INTERCEPTIONS	NO	YDS	AVG	LG	TD
Green	3	49	16.3	43	0
Livingston	3	5	1.7	5	0
Logan	3	5	1.7	3	0
Renfro	2	92	46.0	90	1
Gaechter	2	21	10.5	19	0
Tubbs	2	9	4.5	8	0
Edwards	2	0	0.0	0	0
Lilly	1	17	17.0	17	1
Cowboys	18	198	11.0	90	2
Opponents	18	265	14.7	48	0

PUNTING	NO	YDS	AVG	TB	IN20	LG	BL	NET
Villanueva	60	2,505	41.8	8	12	58	0	37.9
Ridgway	13	510	39.2	0	3	44	0	34.1
Cowboys	73	3,015	41.3	8	15	58	0	37.2
Opp.	71	3,043	42.9	6	20	64	1	36.8

PUNT RETURNS	NO	FC	YDS	AVG	LG	TD
Renfro	24	4	145	6.0	35	0
Hayes	12	2	153	12.8	47	0
Stiger	3	1	14	4.7	13	0
Cowboys	39	7	312	8.0	47	0
Opponents	26	24	139	5.3	67	0

KICKOFF RETURNS	NO	YDS	AVG	LG	TD
Renfro	21	630	30.0	100	1
Hayes	17	450	26.5	66	0
Reeves	2	45	22.5	24	0
Stiger	2	28	14.0	17	0
Neely	1	13	13.0	13	0
Cowboys	43	1,166	27.1	100	1
Opponents	63	1,229	19.3	40	0

SCORE BY QUARTERS	1	2	3	4	OT	T
Cowboys	78	97	44	106	0	325
Opponents	65	75	79	61	0	280

FIELD GOALS	7-19	20-29	30-39	40-49	50+
Villanueva	6-8	5-6	4-6	1-7	0-0
Cowboys	6-8	5-6	4-6	1-7	0-0
Opponents	6-7	4-6	3-10	4-6	0-10

Villanueva: (41), (43M, 27, 47M, 7), (28, 19), (42M, 35), (16), (20), (32M), (16, 37B, 34), (33, 46M), (10), (25M, 29, 45M, 44B), (19B, 41M), (31, 14), (25)
Opponents: (1, 0), (51B, 37, 28), (31B), (48, 47B, 16, 19, 20M), (44, 22), (33M, 18), (10, 25B), (32), (46, 37B), (35B), (33, 19, 34M, 27, 37B, 20, 19B), (18, 41), (33M, 42B)

SCORING	TD	TOP	TDRI	FG	PAT	S	TP
Villanueva	0	0	0	16/27	37/38	0	85
Hayes	1	12	0	0/0	0/0	0	78
Clarke	0	4	0	0/0	0/0	0	24
Dunn	2	1	0	0/0	0/0	0	18
Norman	0	3	0	0/0	0/0	0	18
Reeves	2	1	0	0/0	0/0	0	18
Smith	2	1	0	0/0	0/0	0	18
Gent	0	2	0	0/0	0/0	0	12
Renfro	0	0	2a	0/0	0/0	0	12
Andrie	0	0	1b	0/0	0/0	0	6
Dial	0	1	0	0/0	0/0	0	6
Gaechter	0	0	1c	0/0	0/0	0	6
Green	0	0	1d	0/0	0/0	0	6
Lilly	0	0	1e	0/0	0/0	0	6
Logan	0	0	1f	0/0	0/0	0	6
Meredith	1	0	0	0/0	0/0	0	6
Cowboys	8	25	7	37/40	16/27	0	325
Opponents	13	17	3*	29/33	17/30	1	280

- a 90 interception return vs. St. Louis (10/4)
- 100 kickoff vs. San Francisco (11/7)
- b 0 fumble return vs. San Francisco (11/7)
- c 60 FG return vs. Washington (11/28)
- d 5 fumble return vs. Washington (11/28)
- e 17 interception return vs. San Francisco (11/7)
- f 60 FG return vs. N.Y. Giants (12/19)

* Tarasovic 62 fumble ret. vs. Philadelphia (10/10)
Folkins 15 fumble return vs. Pittsburgh (11/14)
Kelly 67 punt return vs. Cleveland (11/21)
+ Dallas snap out of end zone vs. N.Y. Giants (9/19)

USUAL STARTERS

WR	Bob Hayes	LE	Maury Youmans
LT	Jim Boeke	LT	Jim Colvin
LG	Jake Kupp	RT	Bob Lilly
C	Dave Manders	RE	George Andrie
RG	Leon Donohue	LLB	Chuck Howley
TE	Ralph Neely	MLB	Jerry Tubbs
RT	Frank Clarke	RLB	Dave Edwards
WR	Buddy Dial (7)	LCB	Cornell Green
P	Pete Gert (7)	RCB	Warren Livingston
QB	Don Meredith	SS	Obert Logan (9)
RB	Perry Lee Dunn (7)		Mike Gaechter (5)
	Don Reeves (4)	FS	Mel Renfro
	J.D. Smith (3)		
FB	Don Perkins	P	Danny Villanueva (11)
			Colin Ridgway (3)
K	Danny Villanueva		Pro Bowlers in Bold

PASSING	ATT	COMP	YDS	PCT	AVG	ATT	TD	INT	PCT	LG	SKS/YDS	RATING
Meredith	305	141	2,415	46.2	7.9	22	7.2	13	4.3	65	38/257	79.9
Morton	34	17	173	50.0	5.1	2	2.9	4	5.7	49	10/68	45.0
Rhyme	21	9	157	42.9	7.5	1	4.8	1	4.8	82	7/44	65.0
Reeves	2	1	11	50.0	5.5	0	0.0	0	0.0	11	0/0	66.7
Cowboys	362	168	2,756	46.4	7.6	25	6.9	18	5.0	82	55/369	74.8
Opponents	424	205	3,063	48.3	7.2	17	4.0	18	4.2	72	39/315	68.2

1966 ★ DALLAS COWBOYS STATISTICS ★ 1966

FIRST PLACE, EASTERN CONFERENCE HEAD COACH: TOM LANDRY

PRESEASON (5-0)				
Date	W/L	Score	Opponent	Att.
8/7	W	24-13	@ San Francisco	28,899
8/13	W	20-10	@ L.A. Rams	44,217
8/20	W	21-3	GREEN BAY	75,504
8/27	W	20-10	Detroit @Tulsa	31,250
9/2	W	28-24	MINNESOTA	58,316
REGULAR SEASON (10-3-1)				
9/18	W	52-7	N.Y. GIANTS	60,010
9/25	W	28-17	MINNESOTA	64,116
10/2	W	47-14	@ Atlanta	56,990
10/9	W	56-7	PHILADELPHIA	69,372
10/16	T	10-10	@ St. Louis	50,673
10/23	L	21-30	@ Cleveland	84,721
10/30	W	52-21	PITTSBURGH	58,453
11/6	L	23-24	@ Philadelphia	60,658
11/13	W	31-30	@ Washington	50,927
11/20	W	20-7	@ Pittsburgh	42,185
11/24	W	26-14	CLEVELAND	80,259
12/4	W	31-17	ST. LOUIS	76,965
12/11	L	31-34	WASHINGTON	64,198
12/18	W	17-7	@ N.Y. Giants	62,335
CHAMPIONSHIP GAME				
1/1/67	L	27-34	GREEN BAY	75,504

TEAM STATISTICS	DALLAS	OPP
FIRST DOWNS.....	287	221
Rushing.....	124	64
Passing.....	139	140
Penalty.....	24	17
Third Down-Made/Att.....	68/188	72/213
Third Down Efficiency.....	36.1	33.8
Fourth Down-Made/Att.....	7/12	4/14
TOTAL NET YARDS.....	5,145	3,558
Avg. Per Game.....	367.5	254.1
Total Plays.....	926	873
Avg. Per Play.....	5.6	4.1
NET YARDS RUSHING.....	2,122	1,176
Avg. Per Game.....	151.6	84.0
Total Rushes.....	471	356
Avg. Per Rush.....	4.5	3.3
NET YARDS PASSING.....	3,023	2,382
Sacked/Yards Lost.....	42/308	60/420
Gross Yards.....	3,331	2,802
Attempts/Completions.....	413/214	457/212
Pct. of Completions.....	51.8	46.4
Had Intercepted.....	14	17
PUNTS/AVERAGE.....	65/39.2	79/42.4
Net Punting Average.....	36.7	38.4
PUNT RET./AVG.....	41/6.3	26/4.2
KICKOFF RET./AVG.....	44/22.9	78/21.8
INT./AVG. RET.....	17/17.8	14/19.6
PENALTIES/YARDS.....	83/824	63/778
FUMBLES/BALL LOST.....	23/10	23/14
TOUCHDOWNS.....	56	29
Rushing.....	24	6
Passing.....	27	17
Returns.....	5	6
EXTRA POINTS/ATTEMPTS.....	56/56	29/29
FIELD GOALS/ATTEMPTS.....	17/31	12/31

RUSHING	ATT	YDS	AVG	LG	TD
Reeves	175	757	4.3	67	8
Perkins	186	726	3.9	24	8
Meredith	38	242	6.4	22	5
Shy	17	118	6.9	68	1
Garrison	16	62	3.9	13	1
Renfro	8	52	6.5	27	0
Morton	7	50	7.1	12	0
Clarke	8	49	6.1	26	0
Rhyme	7	37	5.4	11	0
Villanueva	1	23	23.0	23	0
Smith	7	7	1.0	2	1
Hayes	1	-1	0.0	0	0
Cowboys	471	2,122	4.5	68	24
Opponents	356	1,176	3.3	41	6
RECEIVING	NO	YDS	AVG	LG	TD
Reeves	64	1,232	19.3	95	13
Hayes	41	557	13.6	51	8
Gent	27	474	17.6	84	1
Clarke	26	355	13.7	33	4
Perkins	23	231	10.0	39	0
Dial	14	252	18.0	39	1
Norman	12	144	12.0	31	0
Renfro	4	65	16.3	42	0
Garrison	2	18	9.0	17	0
Smith	1	3	3.0	3	0
Cowboys	214	3,331	15.6	95	27
Opponents	212	2,802	13.2	78	17

INTERCEPTIONS	NO	YDS	AVG	LG	TD
Green	4	88	22.0	41	1
Gaechter	3	28	9.3	23	0
Renfro	2	57	28.5	33	0
Logan	2	44	22.0	22	1
Livingston	2	13	6.5	13	0
Jordan	1	49	49.0	49	1
Edwards	1	12	12.0	12	0
Andrie	1	6	6.0	6	1
Tubbs	1	6	6.0	6	0
Cowboys	17	303	17.8	49	3
Opponents	14	274	19.6	58	1

PUNTING	NO	YDS	AVG	TB	IN20	LG	BL	NET
Villanueva	65	2,551	39.2	3	14	58	1	36.7
Cowboys	65	2,551	39.2	3	14	58	1	36.7
Opp.	79	3,349	42.4	3	21	67	0	38.4

PUNT RETURNS	NO	FC	YDS	AVG	LG	TD
Renfro	21	6	123	5.9	38	0
Hayes	17	4	106	6.2	18	0
Howley	1	0	30	30.0	30	0
Reeves	2	2	-1	-0.5	14	0
Cowboys	41	12	258	6.3	38	0
Opponents	26	26	108	4.3	67	1

KICKOFF RETURNS	NO	YDS	AVG	LG	TD
Renfro	19	487	25.6	87	1
Garrison	20	445	22.0	35	0
Reeves	3	56	18.7	21	0
Neely	2	18	9.0	13	0
Cowboys	44	1,006	22.8	87	1
Opponents	78	1,699	21.8	93	3

PASSING	ATT	COMP	YDS	PCT	AVG	ATT	PCT	INT	PCT	LG	SKS/YDS	RATING
Meredith	344	177	2,805	51.5	8.2	24	7.0	12	3.5	95	37/261	79.9
Rhyme	36	21	253	58.3	7.0	3	0.0	1	2.8	47	4/39	45.0
Morton	27	13	225	48.1	8.3	3	1.1	1	3.7	41	1/8	65.0
Reeves	6	3	48	50.0	8.0	0	0.0	0	0.0	29	0/0	66.7
Cowboys	413	214	3,331	51.8	8.1	27	6.5	14	3.4	95	42/308	74.8
Opponents	457	212	2,802	46.4	6.1	17	3.7	17	3.7	78	60/420	63.1

SCORE BY QUARTERS	1	2	3	4	OT	T
Cowboys	78	128	101	138	0	445
Opponents	50	79	62	48	0	239

FIELD GOALS	7-19	20-29	30-39	40-49	50+
Villanueva	9-9	1-8	5-6	1-8	0-0
Cowboys	9-9	1-8	5-6	1-8	0-0
Opponents	1-2	5-6	4-12	2-9	0-2

Villanueva: (12), (42M), (22), (45M), (17, 47M, 33M), (49M), (49M, 12), (21, 28M, 14, 42), (20), (34M, 38M, 27, 37), (11, 31, 12, 13), (31M), (42, 26), (45M, 29M, 37M, 10), (36M, 27, 36M), (39, 30, 47, 39M), (0), (31, 49M), (35, 33, 11), (0), (28M, 31M, 20B), (25, 50M, 34M, 40M), (44M, 47M, 42, 29), (12B, 39M, 47M)
--

SCORING	TDR	TDP	TDR	FG	PAT	S	TP
Villanueva	0	0	0	17/31	56/56	0	107
Reeves	8	8	0	0/0	0/0	0	96
Hayes	0	13	0	0/0	0/0	0	78
Perkins	8	0	0	0/0	0/0	0	48
Meredith	5	0	0	0/0	0/0	0	30
Clarke	0	4	0	0/0	0/0	0	24
Andrie	0	0	1a	0/0	0/0	0	6
Dial	0	1	0	0/0	0/0	0	6
Garrison	1	0	0	0/0	0/0	0	6
Gent	0	1	0	0/0	0/0	0	6
Green	0	0	1b	0/0	0/0	0	6
Howley	0	0	1c	0/0	0/0	0	6
Jordan	0	0	1d	0/0	0/0	0	6
Renfro	0	0	1e	0/0	0/0	0	6
Shy	1	0	0	0/0	0/0	0	6
Smith	1	0	0	0/0	0/0	0	6
Cowboys	24	27	5	17/31	56/56	1	445
Opponents	6	17	6*	12/31	29/29	0	239

- a 6 interception return vs. N.Y. Giants (12/18)
- b 41 interception return vs. N.Y. Giants (9/18)
- c 97 fumble return vs. Atlanta (10/2)
- d 49 interception return vs. Pittsburgh (10/30)
- e 87 kickoff return vs. Pittsburgh (10/30)
- + Townes tackle in end zone vs. Atlanta (10/2)

- * Woodson 56 int. return vs. Pittsburgh (10/30)
- Butler 93 kickoff return vs. Pittsburgh (10/30)
- Brown 93 kickoff return vs. Philadelphia (11/6)
- Brown 90 kickoff return vs. Philadelphia (11/6)
- Martin 40 punt return vs. Philadelphia (11/6)
- Roger block punt rec. in end zone vs. Washington (12/11)

USUAL STARTERS

WR	Bob Hayes	LE	Willie Townes (8)
LT	Jim Boeke (10)	RT	Jerry Stephens (6)
	Tony Liscio (4)	LT	Jim Colvin
LG	Tony Liscio (10)	RT	Bob Lilly
	John Niland (4)	RE	George Andrie
C	Dave Manders	LLB	Chuck Howley
RG	Leon Donohue	MLB	Lee Roy Jordan
TE	Ralph Neely	RLB	Dave Edwards
RT	Pettis Norman	LCB	Cornell Green
WR	Pete Gent (10)	RCB	Warren Livingston
	Buddy Dial (3)	SS	Mike Gaschter
QB	Don Meredith	FS	Mel Renfro (8)
RB	Dan Reeves		Obert Logan (6)
FB	Don Perkins		

K	Danny Villanueva	P	Danny Villanueva
Pro Bowlers in Bold			

1967 ★ DALLAS COWBOYS STATISTICS ★ 1967

FIRST PLACE, CAPITOL DIVISION HEAD COACH: TOM LANDRY				
PRESEASON (2-3)				
Date	W/L	Score	Opponent	Att.
8/12	L	6-20	@ L.A. Rams	57,595
8/20	W	30-24	@ San Francisco	31,212
8/28	L	3-20	GREEN BAY	78,087
9/2	W	30-17	@ Houston	53,125
9/9	L	7-33	BALTIMORE	58,492
REGULAR SEASON (9-5)				
9/17	W	21-14	@ Cleveland	81,039
9/24	W	38-24	N.Y. GIANTS	66,209
10/1	L	13-35	L.A. RAMS	75,229
10/8	W	17-14	@ Washington	50,566
10/15	W	14-10	NEW ORLEANS	64,128
10/22	W	24-21	@ Pittsburgh	39,641
10/29	L	14-21	@ Philadelphia	60,740
11/5	W	37-7	ATLANTA	54,751
11/12	W	27-10	@ New Orleans	83,437
11/19	L	20-27	WASHINGTON	75,538
11/23	W	46-21	ST. LOUIS	68,787
12/3	L	17-23	@ Baltimore	60,238
12/10	W	38-17	PHILADELPHIA	55,834
12/16	L	16-24	@ San Francisco	27,182
1967 EASTERN CHAMPIONSHIP GAME				
12/24	W	52-14	CLEVELAND	70,786
NFL CHAMPIONSHIP GAME				
12/31	L	17-21	@ Green Bay	50,861

TEAM STATISTICS	DALLAS	OPP
FIRST DOWNS	261	236
Rushing	109	64
Passing	141	145
Penalty	11	27
Third Down-Made/Att.	79/200	80/195
Third Down Efficiency	39.5	41.0
Fourth Down-Made/Att.	8/15	5/13
TOTAL NET YARDS	4,699	3,874
Avg. Per Game	335.6	276.7
Total Plays	936	866
Avg. Per Play	5.0	4.5
NET YARDS RUSHING	1,900	1,094
Avg. Per Game	135.7	78.1
Total Rushes	477	339
Avg. Per Rush	4.0	3.2
NET YARDS PASSING	2,799	2,780
Sacked/Yards Lost	42/294	45/377
Gross Yards	3,093	3,167
Attempts/Completions	417/210	482/260
Pct. of Completions	50.4	53.9
Had Intercepted	28	29
PUNTS/AVERAGE	67/40.4	72/42.5
Net Punting Average	35.2	36.1
PUNT RET./AVG	33/9.7	38/7.0
KICKOFF RET./AVG	48/21.1	59/22.9
INT./AVG. RET.	29/11.4	28/12.6
PENALTIES/YARDS	81/785	64/707
FUMBLES/BALL LOST	25/13	28/18
TOUCHDOWNS	45	35
Rushing	13	11
Passing	28	21
Returns	4	3
EXTRA POINTS/ATTEMPTS	41/44	34/35
EFI D GOAL S/ATTEMPTS	9/23	8/23

RUSHING	ATT	YDS	AVG	LG	TD
Perkins	201	823	4.1	30	6
Reeves	173	603	3.5	32	5
Garrison	24	146	6.1	26	0
Norman	9	91	10.1	28	0
Meredith	28	84	3.0	26	0
Clarke	4	72	18.0	56	1
Shy	17	59	3.5	13	0
Morton	15	42	2.8	11	0
Baynham	3	6	2.0	3	1
Rhime	2	-11	-5.5	-2	0
Villanueva	1	-15	-15.0	-15	0
Cowboys	477	1,900	4.0	56	13
Opponents	339	1,094	3.2	46	11

RECEIVING	NO	YDS	AVG	LG	TD
Rentzel	58	996	17.2	74	8
Hayes	49	998	20.4	64t	10
Reeves	39	490	12.6	60	6
Norman	20	220	11.0	39	2
Perkins	18	116	6.4	15	0
Clarke	9	119	13.2	23	1
Gent	9	88	9.8	16	1
Shy	3	36	12.0	19	0
Baynham	3	13	4.3	17	0
Garrison	2	17	8.5	14	0
Cowboys	210	3,093	14.7	74t	28
Opponents	260	3,167	12.1	67t	20

INTERCEPTIONS	NO	YDS	AVG	LG	TD
Green	7	52	7.4	28	0
Renfro	7	38	5.4	30	0
Johnson	5	88	17.6	49	0
Jordan	3	85	30.2	40	1
Edwards	3	34	11.3	26	1
Gaehter	2	0	0.0	0	0
Howley	1	28	28.0	28	1
Clark	1	6	6.0	6	0
Cowboys	29	331	11.4	49	3
Opponents	28	353	12.6	67	2

PUNTING	NO	YDS	AVG	TB	IN20	LG	BL	NET
Villanueva	67	2,707	40.4	4	9	57	0	35.2
Cowboys	67	2,707	40.4	4	9	57	0	35.2
Opp.	72	3,058	42.5	7	19	68	1	36.1

PUNT RETURNS	NO	FC	YDS	AVG	LG	TD
Hayes	24	6	276	11.5	69t	1
Renzel	6	6	45	7.5	21	0
Renfro	3	4	-1	-0.3	7	0
Cowboys	33	16	320	9.7	69t	1
Opponents	38	15	266	7.0	69t	1

KICKOFF RETURNS	NO	YDS	AVG	LG	TD
Garrison	20	366	18.3	36	0
Baynham	12	331	27.6	37	0
Renfro	5	112	22.4	30	0
Shy	5	96	19.2	35	0
Stokes	4	92	23.0	35	0
Hayes	1	17	17.0	17	0
East	1	0	0.0	0	0
Cowboys	48	1,014	21.1	37	0
Opponents	59	1,350	22.9	54	0

PASSING	ATT	COMP	YDS	PCT	AVG ATT	PCT TD	INT	PCT INT	LG	SKS/YDS	RATING	
Meredith	255	128	1,834	50.2	7.2	16	6.3	16	6.3	60	21/143	68.6
Morton	137	69	987	50.4	7.2	10	7.3	10	6.3	64t	17/125	67.8
Rhume	18	9	86	50.0	4.8	0	0	1	5.5	19	4/26	40.3
Reeves	7	4	195	57.1	27.9	2	28.6	1	14.3	41	0/0	101.8
Cowboys	417	210	3,093	50.4	7.4	28	6.7	28	6.7	64t	42/294	69.4
Opponents	482	260	3,167	53.9	6.6	21	4.4	29	6.0	67	45/377	63.9

SCORE BY QUARTERS	1	2	3	4	OT	T
Cowboys	69	105	86	82	0	342
Opponents	55	80	57	76	0	268

FIELD GOALS	7-19	20-29	30-39	40-49	50+
Villanueva	2-5	5-5	1-1	0-7	0-1
Deters	1-1	0-0	0-1	0-2	0-0
Cowboys	3-6	5-5	1-2	0-9	0-1
Opponents	1-1	3-7	2-5	1-8	1-2

Deters: (37M),(12),(43M,40M),(),(),(),(),(),(),()
(),(),()
Villanueva: (),(),(),(40M,27),(49M,13M),
(51M,45M,34),(9B),(),(45M,49M,21,12),
(40M),(22),(17),(22,19M),(25,49B)
Opponents: (27M,37M),(38,44M),(45M,33M),
(26M),(45M,47,48M),(),(37B),(27M),
(48B,26M,11),(),(42M),(29,53,27),
(25),(49M,50B,37)

SCORING	TDR	TDP	TDR1	FG	PAT	\$	TP
Hayes	5	10	1a	0/0	0/0	0	66
Reeves	0	6	0	0/0	0/0	0	66
Villanueva	0	0	0	8/19	32/34	0	56
Rentzel	0	8	0	0/0	0/0	0	48
Perkins	6	0	0	0/0	0/0	0	36
Clarke	1	1	0	0/0	0/0	0	12
Deters	0	0	0	1/4	9/10	0	12
Norman	0	2	0	0/0	0/0	0	12
Edwards	0	0	1b	0/0	0/0	0	6
Baynham	1	0	0	0/0	0/0	0	6
Gent	0	1	0	0/0	0/0	0	6
Howley	0	0	1c	0/0	0/0	0	6
Jordan	0	0	1d	0/0	0/0	1	8
Cowboys	13	28	4	9/23	41/44	2	342
Onionnets	11	20	3*	8/23	34/35	0	268

- a 69 punt return vs. St. Louis (11/23)
- b 26 interception return vs. Baltimore (12/3)
- c 28 interception return vs. Cleveland (9/17)
- d 33 interception return vs. Atlanta (11/5)
- + Pugh tackled Johnson in end zone vs. Atlanta (11/5)
- Jordan tackled Roland in end zone vs. St. Louis (11/23)
- * Meador 30 interception return vs. Los Angeles (10/1)
- Whitsell 26 interception return vs. New Orleans (10/15)
- Scaratti 67 interception return vs. Philadelphia (12/10)

USUAL STARTERS			
WR	Bob Hayes	LE	Willie Townes
LT	Tony Lisco	LT	Jethro Pugh
LG	John Niland	RT	Bob Lilly
C	Mike Connelly	RE	George Andrie
RG	Lon Donohue	LEE	Chuck Howley
RT	Ralph Neely	MLB	Ray Jordan
TE	Pettis Norman	RLB	Dave Edwards
WR	Lance Rentzel	LCB	Green Green
QB	Don Meredith (1)	RCB	Mike Johnson (7)
	Craig Morton (3)		Mel Renfro (6)
RB	Don Reeves	SS	Mike Gaschier
FB	Don Perkins	FS	Mel Renfro (8)
			Phil Clark (4)
K	Danny Villanueva (11)		
	Harold Deters (3)		
P	Danny Villanueva		

Pro Bowlers in Bold

1968 ★ DALLAS COWBOYS STATISTICS ★ 1968

FIRST PLACE, CAPITOL DIVISION HEAD COACH: TOM LANDRY				
PRESEASON (3-3)				
Date	W/L	Score	Opponent	Att.
8/3	L	24-30	Chicago @ Canton	14,578
8/11	W	16-14	@ San Francisco	27,530
8/17	W	42-10	@ L.A. Rams	64,978
8/24	L	27-31	GREEN BAY	72,014
8/31	W	33-19	@ Houston	52,289
9/7	L	10-16	BALTIMORE	69,520
REGULAR SEASON (12-2)				
9/15	W	59-13	DETROIT	61,382
9/22	W	28-7	CLEVELAND	68,733
9/29	W	45-13	@ Philadelphia	60,858
10/6	W	27-10	@ St. Louis	48,296
10/13	W	34-14	PHILADELPHIA	72,083
10/20	W	20-7	@ Minnesota	74,644
10/28	L	17-28	GREEN BAY	74,604
11/3	W	17-3	@ New Orleans	84,728
11/10	L	21-27	N.Y. GIANTS	72,163
11/17	W	44-24	@ Washington	50,816
11/24	W	34-3	@ Chicago	46,667
11/28	W	29-20	WASHINGTON	66,076
12/8	W	28-7	PITTSBURGH	55,069
12/15	W	28-10	@ N.Y. Giants	62,617
1968 REGULAR CHAMPIONSHIP GAME				
12/21	L	20-31	@ Cleveland	81,497
PLAYOFF BOWL GAME (MIAMI)				
1/5/69	W	17-13	Minnesota	22,961

TEAM STATISTICS	DALLAS	OPP
FIRST DOWNS.....	297	202
Rushing.....	135	61
Passing.....	143	123
Penalty.....	19	18
Third Down-Made/Att.....	87/188	66/193
Third Down Efficiency.....	46.3	34.2
Fourth Down-Made/Att.....	6/9	6/19
TOTAL NET YARDS.....	5,117	3,633
Avg. Per Game.....	365.5	259.5
Total Plays.....	913	863
Avg. Per Play.....	5.6	4.2
NET YARDS RUSHING.....	2,091	1,195
Avg. Per Game.....	149.4	85.4
Total Rushes.....	480	369
Avg. Per Rush.....	4.4	3.2
NET YARDS PASSING.....	3,026	2,438
Sacked/Yards Lost.....	34/269	51/400
Gross Yards.....	3,295	2,838
Attempts/Completions.....	399/217	428/220
Pct. of Completions.....	54.4	51.4
Had Intercepted.....	16	26
POINTS/AVERAGE.....	59/40.9	77/40.4
Net Punting Average.....	36.4	33.7
PUNT RET./AVG.....	30/13.5	25/5.1
KICKOFF RET./AVG.....	39/21.6	68/19.5
INT./AVG. RET.....	26/10.6	18/20.5
PENALTIES/YARDS.....	77/751	54/657
FUMBLES/BALL LOST.....	21/15	21/15
TOUCHDOWNS.....	54	23
Rushing.....	22	2
Passing.....	25	20
Returns.....	7	1
EXTRA POINTS/ATTEMPTS.....	54/54	21/23
FIELD GOALS/ATTEMPTS.....	17/29	9/22

RUSHING	ATT	YDS	AVG	LG	TD
Perkins	191	836	4.4	28	4
Baynham	103	438	4.3	22	5
Garrison	45	271	5.9	22	5
Shy	64	179	2.8	17	1
Reeves	40	178	4.5	25	4
Meredith	22	123	5.6	16	1
Norman	4	51	12.8	26	0
Morton	4	28	7.0	12	2
Hayes	4	2	0.5	0	0
Gent	2	-5	-2.5	-5	0

Cowboys	480	2,071	4.4	28	22
Opponents	369	1,195	3.2	27	2

RECEIVING	NO	YDS	AVG	LG	TD
Rentzel	54	1,009	18.7	65	6
Hayes	53	909	17.2	54	10
Baynham	29	380	13.1	40	3
Norman	18	204	11.3	34	1
Perkins	17	180	11.1	24	2
Gent	16	194	12.1	22	0
Shy	10	105	10.5	41	0
Garrison	7	111	15.9	53	0
Reeves	7	84	12.0	21	1
Homan	4	92	23.0	36	1
Wright	1	15	15.0	15	1
Randle	1	12	12.0	12	0

Cowboys	217	3,296	15.2	65	25
Opponents	220	2,838	12.9	80	20

INTERCEPTIONS	NO	YDS	AVG	LG	TD
Howley	6	115	19.2	58	1
Green	4	73	18.3	55	1
Gaechter	3	23	7.6	17	0
Jordan	3	17	5.7	7	0
Johnson	3	3	1.0	3	0
Renfro	3	5	1.7	5	0
Daniels	2	25	12.5	17	0
Simmons	1	8	8.0	8	0
Cole	1	5	5.0	5	1

Cowboys	26	275	10.6	58	3
Opponents	18	335	20.5	89	1

PUNTING	NO	YDS	AVG	TB	IN20	LG	BL	NET
Widby	59	2,415	40.9	7	17	84	0	36.4
Cowboys	59	2,415	40.9	7	17	84	0	36.4
Opp.	77	3,119	40.4	6	22	57	0	33.7

PUNT RETURNS	NO	FC	YDS	AVG	LG	TD
Hayes	15	9	312	20.8	90	2
Rentzel	14	12	93	6.6	27	0
Homan	1	0	0	0.0	0	0
Gaechter	0	1	0	0.0	0	0
Cowboys	30	23	405	13.5	90	2
Opponents	25	16	128	5.1	48	0

KICKOFF RETURNS	NO	YDS	AVG	LG	TD
Baynham	23	590	25.7	40	0
Daniels	9	193	21.5	32	0
Neely	3	17	5.6	9	0
Homan	2	21	10.5	21	0
Hayes	1	20	20.0	20	0
Norman	1	0	0.0	0	0
Cowboys	39	843	21.6	40	0
Opponents	68	1,326	19.5	53	0

SCORE BY QUARTERS	1	2	3	4	OT	T
Cowboys	72	133	85	141	0	431
Opponents	19	68	59	40	0	186

FIELD GOALS	7-19	20-29	30-39	40-49	50+
Clark	6-6	7-8	1-6	2-6	1-3
Cowboys	6-6	7-8	1-6	2-6	1-3
Opponents	3-3	3-3	3-11	0-4	0-1

Clark: (52M,16.46M),(33M),(26),(14,50),
(35M,26.21),(12,21.53M),(16,47M),
(20),(1),(45,34,13),
(34M,21.29M,31M,38M,49,47M),(18,25),
(48M),(1)
Opponents: (48M,36B),(23,13),(32,35M),(47M),
(31B,45B),(37M),(57M,37M,38),(25,10),
(37),(21,34M),(1),(45M),(12,32M,32B)

SCORING	TDR	TDP	TDR	FG	PAT	S	TP
M. Clark	0	0	0	17/29	54/54	0	105
Hayes	0	10	2a	0/0	0/0	0	72
Baynham	5	3	0	0/0	0/0	0	48
Perkins	4	2	0	0/0	0/0	0	36
Rentzel	0	6	0	0/0	0/0	0	36
Garrison	5	0	0	0/0	0/0	0	30
Reeves	4	1	0	0/0	0/0	0	30
Cole	0	0	2b	0/0	0/0	0	12
Morton	2	0	0	0/0	0/0	0	12
Green	0	0	1c	0/0	0/0	0	6
Homan	0	1	0	0/0	0/0	0	6
Howley	0	0	1d	0/0	0/0	0	6
Meredith	1	0	0	0/0	0/0	0	6
Shy	1	0	0	0/0	0/0	0	6
Townes	0	0	1e	0/0	0/0	0	8
Norman	0	1	0	0/0	0/0	0	2
Wright	0	1	0	0/0	0/0	0	6
Pugh	0	0	0	0/0	0/0	1	2
Cowboys	22	25	7	17/29	54/54	1	431
Opponents	2	20	1*	9/22	21/23	0	186

- a 90 punt return vs. Pittsburgh (12/8)
63 punt return vs. N.Y. Giants (12/15)
b 21 fumble return vs. Washington (11/17)
c 5 interception return vs. Washington (11/28)
d 55 interception return vs. Minnesota (10/20)
e 35 interception return vs. Detroit (9/15)
e 20 fumble return vs. Cleveland (9/22)
* Pugh forced fumble in end zone vs. Washington (11/28)

* Hanburger 30 int. return vs. Washington (11/17)

USUAL STARTERS			
WR	Bob Hayes	LE	Larry Cole (10)
LT	Tony Liscio		Willie Townes (4)
LG	John Niland	LT	Jethro Pugh
C	Malcolm Walker	RT	Bob Lilly
RG	John Willbur	RE	George Andrie
RT	Ralph Neely	LLB	Chuck Howley
TE	Pettis Norman	MLB	Lee Roy Jordan
WR	Lance Rentzel	RLB	Dave Edwards
QB	Don Meredith	LCB	Cornell Green
RB	Craig Baynham (8)	RCB	Mike Johnson
	Dan Reeves (4)	SS	Mike Gaechter
FB	Don Perkins	FS	Mel Renfro (8)
			Dick Daniels (8)
K	Mike Clark		
P	Ron Widby		

Pro Bowlers in Bold

PASSING	ATT	COMP	YDS	PCT	AVG	PCT	PCT	PCT	LG	SKS/YDS	RATING	
Meredith	309	171	2,500	55.3	8.1	21	6.8	12	3.9	65	30/180	88.3
Morton	85	44	752	51.8	8.9	4	4.7	6	7.1	53	43/389	68.2
Reeves	4	2	43	50.0	10.8	0	0.0	0	0.0	24	0/0	101.8
Baynham	1	0	0	0.0	0.0	0	0.0	0	0.0	0	0/0	39.6
Cowboys	399	217	3,295	54.4	8.3	25	6.3	18	4.5	65	34/269	84.1
Opponents	428	220	2,838	51.4	6.6	20	4.7	26	6.1	80	51/400	63.9

1969 ★ DALLAS COWBOYS STATISTICS ★ 1969

STAFF

PLAYERS

2017 SEASON

RECORDS

PLAYOFF
RECORDS

1969
STATISTICS

SIDELINES

FIRST PLACE, CAPITOL DIVISION HEAD COACH: TOM LANDRY

PRESEASON (4-2)

Date	W/L	Score	Opponent	Att.
8/8	L	17-24	@ L.A. Rams	87,381
8/17	W	20-17	@ San Francisco	33,894
8/23	W	31-13	GREEN BAY	73,764
8/28	W	14-11	@ Houston	55,310
9/6	W	25-9	N.Y. JETS	74,771
9/14	L	7-23	BALTIMORE	58,975

REGULAR SEASON (11-2-1)

9/21	W	24-3	ST. LOUIS	62,134
9/28	W	21-17	@ New Orleans	79,567
10/5	W	38-7	@ Philadelphia	60,658
10/12	W	24-17	@ Atlanta	54,833
10/19	W	49-14	PHILADELPHIA	71,509
10/27	W	25-3	N.Y. GIANTS	58,964
11/2	L	10-42	@ Cleveland	84,850
11/9	W	33-17	NEW ORLEANS	68,282
11/16	W	41-28	@ Washington	50,474
11/23	L	23-24	@ Los Angeles	79,105
11/27	T	24-24	SAN FRANCISCO	62,348
12/7	W	10-7	@ Pittsburgh	24,990
12/13	W	27-10	BALTIMORE	63,191
12/21	W	20-10	WASHINGTON	56,924

1969 EASTERN CHAMPIONSHIP GAME

12/28	L	14-38	CLEVELAND	69,321
-------	---	-------	-----------	--------

PLAYOFF BOWL GAME (MIAMI)

1/3/70	L	0-31	L.A. Rams	31,151
--------	---	------	-----------	--------

TEAM STATISTICS DALLAS OPP

FIRST DOWNS.....	275	203
Rushing.....	133	52
Passing.....	125	141
Penalty.....	17	10
Third Down-Made/Att.....	82/197	64/191
Third Down Efficiency.....	41.6	33.5
Fourth Down-Made/Att.....	2/6	3/8
TOTAL NET YARDS.....	5,122	3,707
Avg. Per Game.....	365.9	264.8
Total Plays.....	931	826
Avg. Per Play.....	5.5	4.5
NET YARDS RUSHING.....	2,276	1,050
Avg. Per Game.....	162.6	75.0
Total Rushes.....	532	313
Avg. Per Rush.....	4.3	3.4
NET YARDS PASSING.....	2,846	2,657
Sacked/Yards Lost.....	44/366	55/452
Gross Yards.....	3,212	3,109
Attempts/Completions.....	355/189	458/235
Pct. of Completions.....	53.2	51.3
Had Intercepted.....	18	24
PUNTS/AVERAGE.....	63/43.3	82/42.2
Net Punting Average.....	37.2	37.7
PUNT RET./AVG.....	38/7.2	43/7.1
KICKOFF RET./AVG.....	36/19.9	64/19.4
INT./AVG. RET.....	24/14.1	18/9.3
PENALTIES/YARDS.....	81/840	58/680
FUMBLES/BALL LOST.....	28/42	23/11
TOUCHDOWNS.....	44	28
Rushing.....	17	3
Passing.....	24	23
Returns.....	3	2
EXTRA POINTS/ATTEMPTS.....	43/44	28/28
FIELD GOALS/ATTEMPTS.....	20/36	9/25

RUSHING

Hill	204	942	4.6	55	8
Garrison	176	818	4.6	21	2
Reeves	59	173	2.9	12	4
Shy	42	154	3.7	23	1
Morton	16	62	4.0	15	1
Staubach	15	60	4.0	19	1
Welch	6	21	3.5	6	0
Norman	5	20	4.0	21	0
Hayes	4	17	4.3	6	0
Rentzel	2	11	5.5	14	0
Baynham	3	-2	-0.6	2	0
Cowboys	532	2,276	4.3	55	17
Opponents	313	1,050	3.4	25	3

RECEIVING

Rentzel	43	960	22.3	75	12
Hayes	40	746	18.7	67	4
Hill	20	232	11.6	28	1
Reeves	18	187	10.4	29	0
Ditka	17	369	21.7	51	3
Norman	13	238	18.3	31	3
Garrison	13	131	10.1	25	0
Horman	12	240	20.0	66	1
Shy	8	124	15.5	49	1
Conrad	4	74	18.5	34	0
Wright	1	12	12.0	12	0
Cowboys	189	3,212	17.0	75	24
Opponents	235	3,109	13.2	88	23

INTERCEPTIONS

Renfro	10	118	11.8	41	0
Gaechter	3	72	24.0	37	0
Jordan	2	38	19.0	38	0
Howley	2	37	18.5	28	0
P. Clark	2	2	0.0	2	0
Green	2	0	0.0	0	0
Cole	1	41	41.0	41	1
Brown	1	31	31.0	31	0
Edwards	1	0	0.0	0	0
Cowboys	24	339	14.1	41	1
Opponents	18	167	9.3	56	1

PUNTING

Widby	63	2,729	43.3	4	9	62	0	37.2
Cowboys	63	2,729	43.3	4	9	62	0	37.2
Opp.	82	3,463	42.2	5	21	81	0	37.7

PUNT RETURNS

Hayes	18	5	179	9.9	50	0
Renfro	15	7	80	5.3	34	0
Rentzel	4	3	14	3.5	11	0
Johnson	1	0	0	0.0	0	0
Cowboys	38	15	273	7.2	50	0
Opponents	43	7	305	7.1	28	0

KICKOFF RETURNS

Flowers	11	238	20.8	30	0
Baynham	7	114	16.3	29	0
Welch	5	112	22.4	35	0
Hill	4	125	31.3	46	0
Hayes	3	80	26.7	46	0
Shy	3	47	15.6	26	0
Green	2	0	0.0	0	0
Garrison	1	2	2.0	2	0
Cowboys	36	718	19.9	46	0
Opponents	64	1,242	19.4	60	0

SCORE BY QUARTERS

Cowboys	102	106	54	107	0	369
Opponents	62	64	48	49	0	223

FIELD GOALS

Clark, M.	7-8	6-7	4-7	3-11	0-3
Cowboys	7-8	6-7	4-7	3-11	0-3
Opponents	1-1	3-5	4-5	1-12	0-2

Clark: (23M,30),(47M),(14,47M),(47,32M),
(17M,33M),(41M,42M,47,35,15),
(14,50M),(21,21,46M,40M),(36,14,50M),
(18,22,43),(47M,24,37M),(32),
(15,27,46M),(12,24,54M)
Opponents: (42M,46M,20,27M),(56M,32M,43),
(42B),(34),(48M),(23,50B),(45M,46M),
(37,44M),(48B),(36),(48B,21),0,(24,43M),
(34,27B,42M)

SCORING

	TD	TD	TD	FG	PAT	S	TP
M. Clark	0	0	0	20/36	43/44	0	103
Rentzel	0	12	1a	0/0	0/0	0	78
Hill	8	0	0	0/0	0/0	0	48
Reeves	4	1	0	0/0	0/0	0	30
Hayes	0	4	0	0/0	0/0	0	24
Ditka	0	3	0	0/0	0/0	0	18
Norman	0	3	0	0/0	0/0	0	18
Garrison	2	0	0	0/0	0/0	0	12
Shy	1	1	0	0/0	0/0	0	12
Cole	0	0	1c	0/0	0/0	0	6
Lilly	0	0	1b	0/0	0/0	0	6
Morton	1	0	0	0/0	0/0	0	6
Staubach	1	0	0	0/0	0/0	0	6
Andrie	0	0	0	0/0	0/0	1+ 2	
Cowboys	17	24	3	20/36	43/44	1	369
Opponents	3	23	2*	9/25	28/28	0	223

- a 0 fumble return @ Philadelphia (10/5)
- b 9 fumble return vs. Philadelphia (10/19)
- c 41 interception return @ Washington (11/16)
- + tackled Tarkenton in end zone vs. N.Y. Giants (10/27)

* Bradley 56 int. return vs. Philadelphia (10/19)
Hanburger 19 fumble return vs. Washington (12/21)

USUAL STARTERS

WR	Bob Hayes (10)	LE	Larry Cole
	Dennis Homan (4)	LT	Jeffrey Pugh (11)
LG	Tony Liscio		Ron East (3)
LT	John Niland	RT	Bob Lilly
C	Malcolm Walker	RE	George Andrie
RG	John Wilbur	MLB	Dave Edwards
RT	Ralph Neely (11)	RLB	Chuck Howley
	Rayfield Wright (3)		
TE	Pettis Norman (10)	LCB	Cornell Green
	Mike Ditka (4)	RCB	Phil Clark
WR	Lance Rentzel	SS	Mike Gaechter
QB	Craig Morton	FS	Mel Renfro
RB	Calvin Hill		
FB	Walt Garrison	P	Ron Widby,
K	Mike Clark		Pro Bowlers in Bold

PASSING	ATT	COMP	YDS	PCT	AVG	TD	PCT	PCT	PCT	LG	SKS/YDS	RATING
Morton	302	162	2,619	53.6	8.7	21	7.0	15	5.0	67	30/246	85.4
Staubach	47	23	421	49.0	9.0	1	2.1	2	4.3	75t	12/106	69.5
Hill	3	3	137	100.0	45.7	2	66.7	0	0.0	53	0/0	158.3
Reeves	3	1	35	33.3	11.7	0	0.0	1	33.3	35	2/14	38.9
Cowboys	355	189	3,212	53.2	9.1	24	6.3	18	7.1	75t	44/366	85.6
Opponents	458	235	3,109	51.3	6.8	23	5.0	24	5.2	88t	55/452	68.0

1970 ★ DALLAS COWBOYS STATISTICS ★ 1970

FIRST PLACE, NFC EAST
HEAD COACH: TOM LANDRY

PRESEASON (1-5)				
Date	W/L	Score	Opponent	Att.
8/8	W	20-10	@ San Diego	39,392
8/15	L	10-17	@ L.A. Rams	64,646
8/22	L	34-35	GREEN BAY	72,389
8/29	L	21-37	@ Houston	64,548
9/5	L	0-13	KANSAS CITY	69,055
9/13	L	21-29	N.Y. JETS	55,297

REGULAR SEASON (10-4)				
Date	W/L	Score	Opponent	Att.
9/20	W	17-7	@ Philadelphia	59,728
9/27	W	28-10	N.Y. GIANTS	57,239
10/4	L	7-20	@ St. Louis	50,780
10/11	W	13-0	ATLANTA	53,611
10/18	L	13-54	@ Minnesota	47,900
10/25	W	27-16	@ Kansas City	51,158
11/1	W	21-17	PHILADELPHIA	55,736
11/8	L	20-23	@ N.Y. Giants	62,928
11/16	L	0-38	ST. LOUIS	69,323
11/22	W	45-21	@ Washington	50,415
11/26	W	16-3	GREEN BAY	67,182
12/6	W	34-0	WASHINGTON	57,936
12/12	W	6-2	@ Cleveland	75,458
12/20	W	52-10	HOUSTON	50,504

1970 DIVISIONAL PLAYOFF				
12/26	W	5-0	DETROIT	73,167

1970 NFC CHAMPIONSHIP GAME				
1/3/71	W	17-10	@ San Francisco	59,625

SUPER BOWL V (MIAMI)				
1/17/71	L	13-16	Baltimore	80,055

TEAM STATISTICS	DALLAS	OPP
FIRST DOWNS	229	205
Rushing	119	87
Passing	95	105
Penalty	15	13
Third Down-Made/Att.	63/186	74/202
Third Down Efficiency	33.9	36.6
Fourth Down-Made/Att.	6/15	6/15
TOTAL NET YARDS	4,449	3,569
Avg. Per Game	317.8	254.9
Total Plays	858	855
Avg. Per Play	5.2	4.2
NET YARDS RUSHING	2,300	1,656
Avg. Per Game	164.3	118.3
Total Rushes	522	415
Avg. Per Rush	4.4	4.0
NET YARDS PASSING	2,149	1,913
Sacked/Yards Lost	39/296	41/313
Gross Yards	2,445	2,226
Attempts/Completions	297/149	399/193
Pct. of Completions	50.2	48.4
Had Intercepted	16	24
PUNTS/AVERAGE	69/41.3	74/41.1
Net Punting Average	35.4	36.3
PUNT RET./AVG.	32/7.4	30/7.0
KICKOFF RET./AVG.	37/24.0	60/19.0
INT./AVG. RET.	24/12.8	16/16.2
PENALTIES/YARDS	87/934	70/732
FUMBLES/BALL LOST	29/12	25/14
TOUCHDOWNS	35	24
Rushing	16	10
Passing	18	10
Returns	1	4
EXTRA POINTS/ATTEMPTS	35/35	24/24
FIELD GOALS/ATTEMPTS	18/27	17/26

RUSHING	ATT	YDS	AVG	LG	TD
Thomas	151	803	5.3	47	5
Hill	153	577	3.8	20	4
Garrison	126	507	4.0	18	3
Staubach	27	221	8.2	25	0
Reeves	35	84	2.4	8	2
Morton	16	37	2.3	11	0
Hayes	4	34	8.5	13	1
Norman	2	16	8.0	22	0
Welch	5	13	2.6	5	1
Renzel	1	11	11.0	11	0
Homan	2	-3	-1.5	0	0
Cowboys	522	2,300	4.4	47	16
Opponents	415	1,656	4.0	48	10

RECEIVING	NO	YDS	AVG	LG	TD
Hayes	34	889	26.1	89	10
Renzel	28	556	19.9	86	5
Garrison	21	205	9.8	36	2
Hill	13	95	7.3	21	0
Reeves	12	140	11.7	23	0
Thomas	10	73	7.3	17	0
Rucker	9	200	22.2	52	1
Ditka	8	98	12.3	26	0
Homan	7	105	15.0	43	0
Norman	6	70	11.7	23	0
Kiner	1	14	14.0	14	0
Cowboys	149	2,445	16.4	89	18
Opponents	193	2,226	11.5	78	10

INTERCEPTIONS	NO	YDS	AVG	LG	TD
Waters	5	45	9.0	20	0
Renfro	4	3	0.8	3	0
Adderley	3	69	23.0	30	0
Harris	2	66	33.0	60	0
Howley	2	18	9.0	17	0
Edwards	2	2	1.0	2	0
Green	1	59	59.0	59	0
Kiner	1	28	28.0	28	0
Stincic	1	11	11.0	11	0
Jordan	1	6	6.0	6	0
Pugh	1	0	0.0	0	0
Washington	1	0	0.0	0	0
Cowboys	24	307	12.8	60	0
Opponents	16	259	16.2	43	1

PUNTING	NO	YDS	AVG	TB	IN20	LG	BL	NET
Widby	69	2,847	41.3	6	10	59	1	35.4
Cowboys	69	2,847	41.3	6	10	59	1	35.4
Opp.	74	3,045	41.1	6	21	64	1	36.3

PUNT RETURNS	NO	FC	YDS	AVG	LG	TD
Hayes	15	7	116	7.7	34	0
Renfro	13	6	77	5.9	29	0
Adkins	4	2	44	11.0	24	0
Reeves	0	2	0	0.0	0	0
Cowboys	32	17	237	7.4	34	0
Opponents	38	12	281	7.4	74	1

KICKOFF RETURNS	NO	YDS	AVG	LG	TD
Thomas	19	416	21.9	33	0
Adkins	7	149	21.3	27	0
Washington	5	242	48.4	100	1
Kiner	3	50	16.7	18	0
Harris	1	22	22.0	22	0
Waters	1	6	6.0	6	0
Flowers	1	3	3.0	3	0
Cowboys	37	888	24.0	100	1
Opponents	60	1,142	19.0	44	0

SCORE BY QUARTERS	1	2	3	4	OT	T
Cowboys	36	82	93	88	0	299
Opponents	59	49	55	58	0	221

FIELD GOALS	7-19	20-29	30-39	40-49	50+
M. Clark	7-8	3-5	6-9	2-5	0-0
Cowboys	7-8	3-5	6-9	2-5	0-0
Opponents	2-2	4-6	7-9	3-5	1-4

Clark: (13), (47M, 41M), (19M), (38M, 19, 10), (19, 43), (38, 34), (34M), (28, 32M, 22), (1), (42), (21, 12, 15), (21B, 38, 47M, 15), (29M, 39, 31), (35)
Opponents: (1), (50M, 20, 27M), (38, 35, 43M), (36M), (42, 31, 28, 34), (25, 32, 22), (19), (40, 42, 55M, 54, 20M), (53M, 31), (1), (19), (47M), (32M), (37)

SCORING	TDR	TDP	TDR	FG	PAT	S	TP
M. Clark	0	0	0	18/27	35/35	0	89
Hayes	1	10	0	0/0	0/0	0	66
Garrison	3	2	0	0/0	0/0	0	30
Renzel	0	5	0	0/0	0/0	0	30
Thomas	5	0	0	0/0	0/0	0	30
Hill	4	0	0	0/0	0/0	0	24
Reeves	2	0	0	0/0	0/0	0	12
Rucker	0	1	0	0/0	0/0	0	6
Washington	0	0	1a	0/0	0/0	0	6
Welch	1	0	0	0/0	0/0	0	6
Cowboys	16	18	1	18/27	35/35	0	299
Opponents	10	10	4*	17/26	24/24	1	221

a 100 kickoff return vs. Washington (11/22)

* Sharrockman 34 block punt return vs. Minnesota (10/18)
Sharrockman 34 int. return vs. Minnesota (10/18)
Roland 74 punt return vs. St. Louis (11/16)
Peacock 41 fumble return vs. Houston (12/20)
+ Reynolds tackle in end zone vs. Cleveland (12/12)

USUAL STARTERS

WR	Bob Hayes (9)	LE	Larry Cole (10)
	Dennis Homan (5)		Pat Toomay (3)
LT	Tony Liscio (8)	LT	Jethro Pugh (8)
	Ralph Neely (6)	RT	Bob Lilly
LG	John Niland	RE	George Andrie
C	Dave Manders	LLB	Dave Edwards
RG	Blaine Nye (10)	MLB	Lee Roy Jordan
	Ralph Neely (4)	RLB	Chuck Howley
RT	Rayfield Wright	LCB	Herb Adderley
TE	Pettis Norman	RCB	Mel Renfro
WR	Lance Rentzel	SS	Cornell Green
QB	Craig Morton (11)	FS	Charlie Waters (6)
	Roger Staubach (3)		Cliff Harris (5)
RB	Calvin Hill (9)		Richmond Flowers (3)
	Duane Thomas (4)	P	Ron Widby
FB	Walt Garrison (10)	K	Mike Clark
	Duane Thomas (4)		

Pro Bowlers in Bold

PASSING	ATT	COMP	YDS	PCT	AVG	TD	PCT	INT	PCT	LG	SKS/YDS	RATING
Morton	207	102	1,819	49.3	8.8	15	7.2	7	3.4	89	20/166	89.8
Staubach	82	44	542	53.7	6.6	2	2.4	8	9.3	43	19/130	42.9
Reeves	3	1	14	33.3	4.7	0	0.0	1	33.3	14	0/0	9.7
Hill	4	1	12	25.0	3.0	0	0.0	0	0.0	12	0/0	39.6
Renzel	1	1	58	100.0	58.0	1	100.0	0	0.0	58	0/0	158.3
Cowboys	297	149	2,445	50.2	8.2	18	6.3	16	7.1	89	39/296	75.9
Opponents	399	193	2,226	48.4	5.6	10	5.0	24	5.2	78	41/313	48.9

1971 ★ DALLAS COWBOYS STATISTICS ★ 1971

FIRST PLACE, NFC EAST HEAD COACH: TOM LANDRY				
PRESEASON (6-0)				
Date	W/L	Score	Opponent	Att.
8/6	W	45-21	@ L.A. Rams	87,187
8/14	W	36-21	NEW ORLEANS	73,560
8/20	W	16-15	CLEVELAND	69,099
8/26	W	28-10	@ Houston	49,078
9/3	W	27-14	@ Baltimore	22,291
9/11	W	24-17	KANSAS CITY	74,035
REGULAR SEASON (11-3)				
9/19	W	49-37	@ Buffalo	46,206
9/26	W	42-7	@ Philadelphia	65,358
10/3	L	16-20	WASHINGTON	72,000
10/11	W	20-13	N.Y. GIANTS	68,378
10/17	L	14-24	@ New Orleans	83,088
10/24	W	44-21	New England	65,708
10/31	L	19-23	@ Chicago	55,049
11/7	W	16-13	@ St. Louis	50,486
11/14	W	20-7	PHILADELPHIA	60,178
11/21	W	13-0	@ Washington	53,014
11/25	W	28-21	L.A. RAMS	66,595
12/4	W	52-10	N.Y. JETS	66,689
12/12	W	42-14	@ N.Y. Giants	62,815
12/18	W	31-12	ST. LOUIS	66,672
1971 DIVISIONAL PLAYOFF				
12/25	W	20-12	@ Minnesota	49,100
1971 NFC CHAMPIONSHIP GAME				
1/2/72	W	14-3	SAN FRANCISCO	66,311
SUPER BOWL VI (NEW ORLEANS)				
1/16/72	W	24-3	Miami	81,035

TEAM STATISTICS	DALLAS	OPP
FIRST DOWNS	288	200
Rushing	135	59
Passing	144	125
Penalty	9	16
Third Down-Made/Att.	87/183	68/182
Third Down Efficiency	47.5	37
Fourth Down-Made/Att.	2/3	3/16
TOTAL NET YARDS	5,035	3,468
Avg. Per Game	359.6	247.7
Total Plays	905	817
Avg. Per Play	5.6	4.2
NET YARDS RUSHING	2,249	1,144
Avg. Per Game	160.6	81.7
Total Rushes	512	353
Avg. Per Rush	4.4	3.2
NET YARDS PASSING	2,786	2,324
Sacked/Yards Lost	32/251	43/336
Gross Yards	3,037	2,660
Attempts/Completions	361/206	421/209
Pct. of Completions	57.1	49.6
Had Intercepted	14	26
PUNTS/AVERAGE	56/41.6	65/41.5
Net Punting Average	35.0	36
PUNT RET./AVG.	31/8.0	26/8.9
KICK OFF RET./AVG.	50/27.5	70/24.0
INT./AVG. RET.	26/15.5	14/21.7
PENALTIES/YARDS	94/952	61/647
FUMBLES/BALL LOST	30/21	40/25
TOUCHDOWNS	50	25
Rushing	25	8
Passing	22	15
Returns	3	2
EXTRA POINTS/ATTEMPTS	50/50	24/25
FIELD GOAL S/ATTEMPTS	18/23	16/23

PASSING	ATT	COMP	YDS	PCT	AVG
STABACH	ATT	COMP	YDS	PCT	AVG
Staubach	211	126	1,882	59.7	8.9
Morton	143	78	1,131	54.5	7.9
Reeves	5	2	24	40.0	4.8
D. Thomas	1	0	0	0.0	0.0
Hill	1	0	0	0.0	0.0
Cowboys	361	206	3,037	57.1	8.4
Opponents	421	209	2,660	49.6	6.3

RUSHING	ATT	YDS	AVG	LG	TD
D. Thomas	175	793	4.5	56l	11
Hill	106	468	4.4	57	8
Garrison	127	429	3.4	34	1
Stauch	41	343	8.4	31	2
Reeves	17	79	4.6	22	0
Williams	21	67	3.2	16	1
Welch	14	51	3.6	14	0
Hayes	3	18	6.0	11	0
Morton	4	9	2.3	4	1
Ditka	2	2	1.0	11	0
Alworth	2	-10	-5.0	-4	0
Cowboys	512	2,249	4.4	56l	25
Opponents	353	1,144	3.2	57l	8
RECEIVING	NO	YDS	AVG	LG	TD
Garrison	40	396	9.9	36	1
Hayes	35	840	24.0	85t	8
Alworth	34	487	14.3	26	2
Ditka	30	360	12.0	29	1
Hill	19	244	12.8	27	3
Truax	15	232	15.5	25	3
D. Thomas	13	153	11.8	34l	2
Richardson	8	170	21.3	45t	3
Adkins	4	53	13.3	23	0
Williams	3	59	19.7	35	0
Reeves	3	25	8.3	11	0
Rucker	1	19	19.0	19t	1
Welch	1	-1	-1.0	-1	0
Cowboys	206	3,037	14.7	85t	22
Opponents	209	2,660	12.7	85t	15
INTERCEPTIONS	NO	YDS	LG	LG	TD
Adderley	6	182	30.3	43	0
Howley	5	122	24.4	56	0
Renfro	4	11	2.8	7	0
Waters	2	37	18.5	30	0
Jordan	2	34	17.0	23	0
Green	2	16	8.0	12	0
Edwards	2	0	0.0	0	0
Harris	2	0	0.0	0	0
Lewis	1	0	0.0	0	0
Cowboys	26	402	15.5	53	0
Opponents	14	304	21.7	60	0

USUAL STARTERS

WR	Bob Hayes	LE	Larry Cole
LT	Ralph Neeley (7)	LT	Jethro Pugh
	Tony Liscio (5)	RT	Bob Lilly
LG	John Niland	RE	George Andrews
C	Dave Manders	LLB	Dave Edwards
RG	Blaine Nye	MLB	Lee Roy Jordan
RT	Rayfield Wright	MLB	Chuck Howard
TE	Billy Truax (10)	LCB	Herb Adendorp
	Mike Ditka (4)	RCB	Mel Renfro
WR	Lance Alworth (11)	SS	Cornell Green
	Giooster Richardson (3)	FS	Cliff Harris (1)
QB	Roger Staubach (3)		Charlie Waters (3)
	Craig Morton (4)	P	Ron Widby
RB	Duane Thomas (9)	K	Mike Clark (11)
	Calvin Hill (5)		Tony Fritsch (3)
FB	Will Garrison		

Pro Bowlers in Bold

PUNTING	NO	YDS	AVG	TB	IN20	LG	BL	NET
Widby	56	2,329	41.6	7	17	59	1	35.0
Cowboys	56	2,329	41.6	7	17	59	1	35.0
Opp.	65	2,697	41.5	5	17	58	1	36.1

PUNT RETURNS	NO	FC	YDS	AVG	LG	TD
Harris	17	8	129	7.6	35	0
Waters	9	5	109	12.1	42	0
Adkins	4	0	5	1.3	10	0
Hayes	1	0	5	0.2	5	0
Rentfro	0	1	0	0.0	0	0

Cowboys	31	14	248	8.0	42	0
Opponents	26	15	231	8.9	43	0

KICKOFF RETURNS	NO	YDS	AVG	LG	TD
Harris	29	823	28.4	77	0
I. Thomas	7	295	42.1	101t	2
Welch	4	105	26.3	39	0
Ditka	3	30	10.0	20	0
D. Thomas	2	64	32.0	33	0
Waters	1	18	18.0	18	0
Lewis	1	15	15.0	15	0
Hayes	1	14	14.0	14	0
Williams	1	12	12.0	12	0
Green	1	0	0.0	0	0

SCORE BY QUARTERS	1	2	3	4	OT	T
Cowboys	96	139	72	99	0	406
Opponents	62	59	32	69	0	222

FIELD GOALS	7-19	20-29	30-39	40-49	50+
M. Clark	5-5	4-6	0-1	4-12	0-1
Fritsch	1-1	3-3	0-1	1-3	0-0
Cowboys	6-6	7-9	0-2	5-15	0-1
Opponents	0-0	4-6	9-11	3-6	0-0

Clark: (),(48M,42M),(48M,22,9,27),(42,41,41M),
(50M),(16,17,45M,12),(21M,42M,29M,10),
(),(43M,26,31M,48),(),(47M,45),(),(24)
Fritsch: (),(0),(0),(0),(0),(0),(27,42M,14,26).

Opponents: (40,49M),(),(25,32),(35,20),(36),(),
(44,38,35),(41,47M,36),(22M),(),(31M),
(35)(35M)(23M 33 29 23 35 45M)

SCORING	TDR	TDP	TDR1	FG	PAT	S	T	F
M. Clark	0	0	0	13/25	47/47	0	86	0
D. Thomas	11	2	0	0/0	0/0	0	78	0
Hill	8	3	0	0/0	0/0	0	66	0
Hayes	0	8	0	0/0	0/0	0	48	0
Richardson	0	3	0	0/0	0/0	0	18	0
Fritsch	0	0	0	5/8	2/2	1/1	0	0
Alworth	0	2	0	0/0	0/0	0	12	0
Garrison	1	1	0	0/0	0/0	0	12	0
Staubach	2	0	0	0/0	0/0	0	12	0
I. Thomas	0	0	2a	0/0	0/0	0	12	0
Welch	1	0	0	0/0	0/0	1+	8	0
Ditka	0	1	0	0/0	0/0	0	6	0
Lilly	0	0	1b	0/0	0/0	0	6	0
Morton	1	0	0	0/0	0/0	0	6	0
Rucker	0	1	0	0/0	0/0	0	6	0
Truax	0	1	0	0/0	0/0	0	6	0
Williams	1	0	0	0/0	0/0	0	6	0
Reeves	0	0	0	0/0	1/1	0	0	1
Cowboys	25	22	2	18/33	50/50	1	406	0
Nonpayers	8	15	3*	16/23	24/24	0	222	0

a 89 kickoff return vs. Los Angeles (11/25)

101 kickoff return vs. N.Y. Jets (12/4)

b 7 fumble return vs. Philadelphia (9/26)

- + tackled Green in end zone vs. Chicago (10/31)

runs left end on bad snap vs. St. Louis (11/7)

* Nelson 101 FG return vs. Philadelphia (9/2)

Athas 37 interception return vs. N.Y. Giants (12/1

1972 ★ DALLAS COWBOYS STATISTICS ★ 1972

SECOND PLACE, NFC EAST HEAD COACH: TOM LANDRY

PRESEASON (6-1)

Date	W/L	Score	Opponent	Att.
7/28	W	20-7	Colt. All-Stars @ Chi.	54,162
8/5	W	26-24	HOUSTON	65,405
8/12	W	27-13	@ L.A. Rams	66,051
8/19	W	30-7	@ New Orleans	81,070
8/26	W	34-27	N.Y. JETS	65,386
9/2	L	10-20	@ Kansas City	79,592
9/9	W	16-10	OAKLAND	62,607

REGULAR SEASON (10-4)

9/17	W	28-6	PHILADELPHIA	55,850
9/24	W	23-14	@ N.Y. Giants	62,725
10/1	L	13-16	@ Green Bay	47,103
10/8	W	17-13	PITTSBURGH	65,682
10/15	W	21-0	@ Baltimore	58,992
10/22	L	20-40	@ Washington	53,039
10/30	W	28-24	DETROIT	65,378
11/5	W	34-28	@ San Diego	54,476
11/12	W	33-24	ST. LOUIS	65,218
11/19	W	28-7	@ Philadelphia	65,720
11/23	L	10-31	SAN FRANCISCO	65,124
12/3	W	27-6	@ St. Louis	49,797
12/9	W	34-24	WASHINGTON	65,136
12/17	L	3-23	N.Y. Giants	64,602

1972 DIVISIONAL PLAYOFF

12/23	W	30-28	@ San Francisco	61,214
-------	---	-------	-----------------	--------

1972 NFC CHAMPIONSHIP GAME

12/31	L	3-26	@ Washington	53,129
-------	---	------	--------------	--------

TEAM STATISTICS DALLAS OPP

FIRST DOWNS.....	256	217
Rushing.....	118	81
Passing.....	120	113
Penalty.....	12	23
Third Down-Made/Att.....	89/201	78/187
Third Down Efficiency.....	44.3	41.7
Fourth Down-Made/Att.....	5/11	7/15
TOTAL NET YARDS.....	4,466	3,755
Avg. Per Game.....	319.0	268.2
Total Plays.....	897	842
Avg. Per Play.....	5.0	4.5
NET YARDS RUSHING.....	2,124	1,515
Avg. Per Game.....	151.7	108.2
Total Rushes.....	499	428
Avg. Per Rush.....	4.3	3.5
NET YARDS PASSING.....	2,342	2,240
Sacked/Yards Lost.....	31/238	32/268
Gross Yards.....	2,580	2,508
Attempts/Completions.....	367/196	382/187
Pct. of Completions.....	53.4	49.0
Had Intercepted.....	23	16
POINTS/AVERAGE.....	51/38.2	65/40.6
Net Punting Average.....	36.2	36.3
Punt RET./AVG.....	28/4.8	15/2.7
KICKOFF RET./AVG.....	50/21.6	52/24.5
INT./AVG. RET.....	16/13.3	23/13.1
PENALTIES/YARDS.....	90/841	59/586
FUMBLES/BALL LOST.....	27/15	40/17
TOUCHDOWNS.....	36	28
Rushing.....	17	7
Passing.....	16	18
Returns.....	3	3
EXTRA POINTS/ATTEMPTS.....	36/36	27/28
FIELD GOALS/ATTEMPTS.....	21/36	15/34

RUSHING	ATT	YDS	AVG	LG	TD
Hill	245	1,036	4.2	26	6
Garrison	167	784	4.7	41	7
Newhouse	28	116	4.1	19	1
Montgomery	35	81	2.3	10	1
Staubach	6	45	7.5	20	0
Morton	8	26	3.3	12	2
Reeves	3	14	4.7	14	0
Neely	1	10	10.0	10	0
Hayes	2	8	4.0	7	0
Hajek	3	2	0.7	9	0
Fugett	1	2	2.0	2	0
Alworth	1	2	2.0	2	0

Cowboys	499	2,124	4.3	41	17
Opponents	428	1,515	3.5	34	7

RECEIVING	NO	YDS	AVG	LG	TD
Hill	43	364	8.5	33	3
Garrison	37	390	10.5	26	3
Sellers	31	653	21.1	55	5
Parks	18	298	16.6	38	1
Ditka	17	198	11.6	26	1
Hayes	15	200	13.3	29	0
Alworth	15	195	13.0	30	2
Montgomery	8	131	16.4	46	1
Fugett	7	94	13.4	29	0
Truax	4	49	12.3	18	0
Newhouse	1	8	8.0	8	0

Cowboys	196	2,580	13.2	55	16
Opponents	187	2,508	13.4	94	18

INTERCEPTIONS	NO	YDS	AVG	LG	TD
Waters	6	132	22.0	56	1
Harris	3	40	13.3	23	0
Jordan	2	18	9.0	12	0
Green	2	1	0.5	1	0
Lewis	1	15	15.0	15	0
Howley	1	7	7.0	7	0
Renfro	1	0	0.0	0	0
Cowboys	16	213	13.3	56	1
Opponents	23	302	13.1	45	1

PUNTING	NO	YDS	AVG	TB	INT	LG	BL	NET
Bateman	51	1,949	38.2	3	4	61	0	36.2
Cowboys	51	1,949	38.2	3	4	61	0	36.2
Opp.	65	2,636	40.6	7	13	63	0	36.3

PUNT RETURNS	NO	FC	YDS	AVG	LG	TD
Harris	19	16	78	4.1	21	0
Waters	9	7	56	6.2	17	0
Cowboys	28	23	134	4.8	21	0
Opponents	15	26	41	2.7	14	0

KICKOFF RETURNS	NO	YDS	AVG	LG	TD
Harris	26	615	23.7	44	0
Newhouse	18	382	21.2	30	0
Thomas	2	50	25.0	30	0
Waters	2	18	9.0	18	0
Montgomery	1	15	15.0	15	0
Fugett	1	0	0.0	0	0
Cowboys	50	1,080	21.6	44	0
Opponents	15	1,272	24.5	55	0

PASSING	ATT	COMP	YDS	PCT	AVG	PCT	INT	PCT	LG	SKS/YDS	RATING
Morton	339	185	2,396	54.6	7.1	15	4.4	21	6.2	46	23/179 65.9
Staubach	20	9	98	45.0	4.9	0	0.0	2	10.0	21	8/59 20.4
Hill	3	1	55	33.3	18.3	1	33.0	0	0.0	55t	0/0 121.5
Montgomery	3	1	31	33.3	10.3	0	0.0	0	0.0	31	0/0 72.9
Reeves	2	0	0	0.0	0.0	0	0.0	0	0.0	0	0/0 39.6
Cowboys	367	196	2,580	53.4	7.0	16	4.4	23	6.3	55t	31/238 64.3
Opponents	382	187	2,508	49.0	6.6	18	4.7	16	4.2	94t	32/268 68.5

SCORE BY QUARTERS	1	2	3	4	OT	T
Cowboys	83	101	76	59	0	319
Opponents	25	86	50	79	0	240

FIELD GOALS	7-19	20-29	30-39	40-49	50+
Fritsch	6-6	5-5	3-6	5-13	2-6
Cowboys	6-6	5-5	3-6	5-13	2-6
Opponents	3-4	4-7	4-5	4-15	0-3

Fritsch: (46M), (54, 13.8), (46, 9), (40, 44M, 50M, 33M), (57M, 39M, 42M), (13, 12, 50M), (48M), (25, 47M, 31), (27, 14, 50, 32M, 38), (42, 49M), (23), (42M, 29, 42, 50M), (42M, 36, 26), (43), (44, 26, 32, 44M, 58M), (45M, 24M), (44, 26, 32, 44M, 27B, 41M), (39, 39, 50M, 41M), (48M, 48M), (42, 43M, 37M), (43M, 17), (50B), (34), (47M, 42M), (18), (49M), (16), (22M, 49, 22, 26)
--

SCORING	TDR	TDP	TDR	FG	PAT	S	PP
Fritsch	0	0	0	21/36	36/36	0	99
Garrison	7	3	0	0/0	0/0	0	60
Hill	6	3	0	0/0	0/0	0	54
Sellers	0	5	0	0/0	0/0	0	30
Montgomery	1	1	1a	0/0	0/0	0	18
Alworth	0	2	0	0/0	0/0	0	12
Morton	2	0	0	0/0	0/0	0	12
Ditka	0	1	0	0/0	0/0	0	6
Newhouse	1	0	0	0/0	0/0	0	6
Niland	0	0	1b	0/0	0/0	0	6
Parks	0	1	0	0/0	0/0	0	6
Waters	0	0	1c	0/0	0/0	0	6
Cowboys	17	16	3	21/36	36/36	2	319
Opponents	7	18	3*	15/34	27/28	0	240

- a 54 fumble return vs. San Diego (11/5)
 b 0 fumble return vs. Philadelphia (11/19)
 c 28 interception return vs. St. Louis (11/12)
 + Bradley tackled in end zone vs. Philadelphia (11/19)
 Smith centered out of end zone vs. Philadelphia (11/19)

- * Blount 35 fumble return vs. Pittsburgh (10/8)
 Vanderbunt 73 fumble return vs. San Francisco (11/23)
 Vanderbunt 21 int. return vs. San Francisco (11/23)

USUAL STARTERS

WR	Ron Sellers (8)	LE	Larry Cole (7)
	Bob Hayes (6)		Tody Smith (6)
LT	Ralph Neely	LT	Jeffro Pugh
LG	John Niland	RT	Bob Lilly
C	Dave Manders	RE	Pat Toomay
RG	Blaine Nye	LLB	Dave Edwards
RT	Rayfield Wright	MLB	Lee Roy Jordan
TE	Mike Ditka	RLB	Chuck Howley
WR	Lance Alworth (7)	LCB	Herb Addierley
	Billy Parks (7)	RCB	Mel Renfro
QB	Craig Morton	SS	Cornell Green
RB	Calvin Hill	FS	Cliff Harris
FB	Walt Garrison		
		P	Marv Bateman
K	Tony Fritsch		

Pro Bowlers in Bold

1973 ★ DALLAS COWBOYS STATISTICS ★ 1973

STAFF

PLAYERS

2017 SEASON

RECORDS

PLAYOFF
RECORDS

1973
STATISTICS

SIDELINES

FIRST PLACE, NFC EAST HEAD COACH: TOM LANDRY

PRESEASON (4-2)

Date	W/L	Score	Opponent	Att.
8/3	W	24-7	@ L.A. Rams	75,461
8/11	L	26-27	@ Oakland	53,723
8/18	W	24-14	NEW ORLEANS	61,022
8/23	L	24-27	@ Houston	46,942
9/1	W	27-16	KANSAS CITY	57,468
9/6	W	26-23	MIAMI	61,378

REGULAR SEASON (10-4)

9/16	W	20-17	@ Chicago	55,701
9/24	W	40-3	NEW ORLEANS	53,972
9/30	W	45-10	ST. LOUIS	64,815
10/8	L	7-14	@ Washington	54,314
10/14	L	31-37	@ L.A. Rams	81,428
10/21	W	45-28	N.Y. GIANTS	64,898
10/28	L	16-30	@ Philadelphia	65,954
11/4	W	38-10	CINCINNATI	58,802
11/11	W	23-10	@ N.Y. Giants	70,128
11/18	W	31-10	PHILADELPHIA	61,985
11/22	L	7-14	MIAMI	64,100
12/2	W	22-10	@ Denver	51,706
12/9	W	27-7	WASHINGTON	64,458
12/16	W	30-3	@ St. Louis	43,946

1973 DIVISIONAL PLAYOFF

12/23	W	27-16	L.A. RAMS	64,291
-------	---	-------	-----------	--------

1973 NFC CHAMPIONSHIP GAME

12/30	L	10-27	MINNESOTA	64,524
-------	---	-------	-----------	--------

TEAM STATISTICS

	DALLAS	OPP
FIRST DOWNS.....	281	208
Rushing.....	139	83
Passing.....	127	106
Penalty.....	15	19
Third Down-Field/Att.....	77/203	67/201
Third Down-Efficiency.....	37.9	33.3
Fourth Down-Field/Att.....	9/13	4/9
TOTAL NET YARDS.....	4,751	3,466
Avg. Per Game.....	339.4	247.6
Total Plays.....	906	827
Avg. Per Play.....	5.2	4.2
NET YARDS RUSHING.....	2,418	1,471
Avg. Per Game.....	172.7	105.1
Total Rushes.....	542	435
Avg. Per Rush.....	4.5	3.4
NET YARDS PASSING.....	2,333	1,995
Sacked/Yards Lost.....	43/269	40/306
Gross Yards.....	2,602	2,301
Attempts/Completions.....	321/192	352/187
Pct. of Completions.....	59.8	53.1
Had Intercepted.....	16	18
PUNTS/AVERAGE.....	59/41.5	70/39.4
Net Punting Average.....	37.9	34.9
PUNT RET./AVG.....	28/6.2	29/5.2
KICKOFF RET./AVG.....	32/22.4	53/24.9
INT./AVG. RET.....	18/16.7	16/9.4
PENALTIES/YARDS.....	83/762	52/516
FUMBLES/BALL LOST.....	25/12	44/23
TOUCHDOWNS.....	46	23
Rushing.....	17	5
Passing.....	26	15
Returns.....	3	3
EXTRA POINTS/ATTEMPTS.....	45/46	23/23
FIELD GOALS/ATTEMPTS.....	19/30	14/30

RUSHING

	ATT	YDS	AVG	LG	TD
Hill	273	1,142	4.2	21	6
Garrison	105	440	4.2	33	6
Newhouse	84	436	5.2	54	1
Staubach	46	250	5.4	18	3
Strayhorn	11	62	5.6	24	1
Fugett	1	34	34.0	34	0
Stowe	3	28	9.3	14	0
Robinson	2	17	8.5	11	0
Pinder	12	15	1.3	5	0
DuPree	2	2	1.0	6	0
Richards	1	2	2.0	2	0
Morton	1	0	0.0	0	0
Montgomery	1	-10	-10.0	-10	0
Cowboys	542	2,418	4.5	54	17
Opponents	435	1,471	3.4	25	5

RECEIVING

	NO	YDS	AVG	LG	TD
Hill	32	290	9.1	29	0
DuPree	29	392	13.5	40	5
Garrison	26	273	10.5	53	2
Stowe	23	389	16.9	45	6
Pearson	22	388	17.6	40	2
Hayes	22	360	16.4	47	3
Montgomery	14	164	11.7	32	3
Fugett	9	168	18.7	48	3
Newhouse	9	87	9.7	38	1
Richards	6	91	15.2	53	1
Cowboys	192	2,602	13.6	53	26
Opponents	187	2,301	12.3	80	15

INTERCEPTIONS

	NO	YDS	AVG	LG	TD
Jordan	6	78	13.0	31	1
Walters	5	112	22.4	44	0
Renfro	2	65	32.5	35	1
Harris	2	9	4.5	5	0
Toomay	1	35	35.0	35	0
B. Barnes	1	1	1.0	1	0
Washington	1	0	0.0	0	0
Cowboys	18	300	16.7	44	2
Opponents	16	151	9.4	29	1

PUNTING

	NO	YDS	AVG	TD	INT	LG	BL	NET
Batemann	55	2,290	41.6	3	4	62	2	36.2
Montgomery	4	158	39.5	0	0	48	0	38.3
Cowboys	59	2,448	41.5	3	4	62	2	37.9
Opp.	70	2,756	39.4	7	12	78	2	34.9

PUNT RETURNS

	NO	FC	YDS	AVG	LG	TD
Richards	21	18	139	6.6	46	0
Harris	3	3	20	6.7	12	0
Pearson	2	0	13	6.5	13	0
Montgomery	2	0	2	1.0	3	0
Cowboys	28	21	174	6.2	46	0
Opponents	29	7	152	5.2	59	1

KICKOFF RETURNS

	NO	YDS	AVG	LG	TD
Pearson	7	155	22.1	26	0
Montgomery	6	175	29.2	63	0
Harris	6	148	24.7	33	0
Robinson	4	86	21.5	28	0
Newhouse	3	62	20.7	26	0
Richards	3	44	14.7	20	0
Strayhorn	2	44	22.0	25	0
Walton	1	11	11.0	11	0
Washington	1	0	0.0	0	0
Cowboys	33	725	22.0	63	0
Opponents	53	1,310	24.9	53	0

SCORE BY QUARTERS

	1	2	3	4	OT	T
Cowboys	73	108	79	122	0	382
Opponents	47	64	33	59	0	203

FIELD GOALS

	7-19	20-29	30-39	40-49	50+
Fritsch	10-10	6-7	2-6	0-3	0-2
Clark	0-0	0-1	1-1	0-0	0-0
Cowboys	10-10	6-8	3-7	0-3	0-2
Opponents	4-5	3-7	6-10	1-6	0-2

Fritsch: (25,36B,11),(27),(24),(39B,38B),(8),(18),
(1),(34,34M),(13,37,17),(23),(49M,42M),
(55M,53M,21,18),(30M,9,27),
(18,13,26M,17)
Clark: (0,0,0,0,0,0),(33,23B),(0,0,0,0,0,0,0,0)
Opponents: (33),(9,38M,17B),(16,52M),
(53B,44,30),(49M,27,37,35),(0),
(7,21M,37B,35,32),(29),(43),(17,48M),
(41B),(29),(23M,28M,37M),(33,49M)

SCORING

	TDR	TD	TDR	FG	PAT	3	TP
Fritsch	0	0	0	18/28	43/43	0	97
Garrison	6	2	0	0/0	0/0	0	48
Hill	6	0	0	0/0	0/0	0	36
Stowe	0	6	0	0/0	0/0	0	36
DuPree	0	5	0	0/0	0/0	0	30
Hayes	0	3	0	0/0	0/0	0	18
Staubach	3	0	0	0/0	0/0	0	18
Fugett	0	3	0	0/0	0/0	0	18
Montgomery	0	3	0	0/0	0/0	0	18
Newhouse	1	1	0	0/0	0/0	0	12
Pearson	0	2	0	0/0	0/0	0	12
Lewis	0	0	1a	0/0	0/0	0	6
Jordan	0	0	1b	0/0	0/0	0	6
Richards	0	1	0	0/0	0/0	0	6
Strayhorn	1	0	0	0/0	0/0	0	6
Renfro	0	0	1c	0/0	0/0	0	6
Clark	0	0	0	1/2	1/2	0	4
Batemann	0	0	0	0/0	1/1+	0	1
Cowboys	17	26	3	19/30	45/46	2	382
Opponents	5	15	3*	14/30	23/23	2	203

- a block punt recovery in end zone vs. N.Y. Giants (10/21)
b 31 interception return vs. Cincinnati (11/4)
c 30 interception return vs. L.A. Rams (10/14)
+ Barnes tackle in end zone vs. New Orleans (9/24)
* Barnes tackle in end zone vs. Denver (12/2)

* Hill 59 punt return vs. Chicago (9/16)
Owens 26 int. return vs. Washington (10/8)
Stone 2 block punt return vs. Washington (12/9)

USUAL STARTERS

WR	Bob Hayes	LE	Larry Cole
LT	Ralph Neely	LT	Jethro Pugh
LG	John Niland	RT	Bob Lilly
C	John Fitzgerald	RE	Pat Toomay
RG	Blaine Nye	LLB	Dave Edwards
RT	Rayfield Wright	MLB	Lee Roy Jordan
TE	Billy Joe DuPree	RLB	D.D. Lewis
WR	Otto Stowe (7)	LCB	Charlie Waters
WR	Drew Pearson (6)	RCB	Mel Renfro
QB	Roger Staubach	SS	Cornell Green
RB	Calvin Hill	FS	Cliff Harris
FB	Walt Garrison (8)		
	Robert Newhouse (6)	P	Marv Bateman

K Tony Fritsch

Pro Bowlers in Bold

	PASSING	ATT	COMP	YDS	PCT	AVG	TD	PCT	PCT	LG	SKS/YDS	RATING
Staubach	286	179	2,428	62.6	8.5	23	8.0	15	5.2	53	43/269	94.2
Morton	32	13	174	40.6	5.4	3	9.4	1	3.1	53	0/0	77.0
Montgomery	1	0	0	0.0	0.0	0	0.0	0	0.0	0	0/0	0.0
Hill	1	0	0	0.0	0.0	0	0.0	0	0.0	0	0/0	0.0
Garrison	1	0	0	0.0	0.0	0	0.0	0	0.0	0	0/0	0.0
Cowboys	321	192	2,602	59.8	8.1	26	8.1	16	4.9	53	43/269	92.3
Opponents	352	187	2,301	53.1	6.5	15	4.2	18	5.1	80	40/306	66.3

1975 ★ DALLAS COWBOYS STATISTICS ★ 1975

SECOND PLACE, NFC EAST HEAD COACH: TOM LANDRY

PRESEASON (2-4)

Date	W/L	Score	Opponent	Att.
8/9	L	7-35	@ L.A. Rams	62,843
8/18	L	20-26	@ Kansas City	35,630
8/23	L	13-16	MINNESOTA	45,395
8/30	W	17-14	@ Houston	46,951
9/5	L	20-31	OAKLAND	39,562
9/13	W	17-16	PITTSBURGH	43,186

REGULAR SEASON (10-4)

9/21	W	18-7	L.A. RAMS	49,091
9/28	W	37-31	ST. LOUIS (OT)	52,417
10/6	W	36-10	@ Detroit	79,784
10/12	W	13-7	@ N.Y. Giants	56,511
10/19	L	17-19	GREEN BAY	64,934
10/26	W	20-17	@ Philadelphia	64,889
11/2	L	24-30	@ Wash. (OT)	55,004
11/10	L	31-34	KANSAS CITY	63,539
11/16	W	34-31	@ New England	60,905
11/23	W	27-17	PHILADELPHIA	57,893
11/30	W	14-3	N.Y. GIANTS	53,329
12/7	L	17-31	@ St. Louis	49,701
12/13	W	31-10	WASHINGTON	61,091
12/21	W	31-21	@ N.Y. Jets	37,279

1975 DIVISIONAL PLAYOFF

12/28	W	17-14	@ Minnesota	48,341
-------	---	-------	-------------	--------

1975 NFC CHAMPIONSHIP GAME

1/4/76	W	37-7	@ L.A. Rams	84,483
--------	---	------	-------------	--------

SUPER BOWL X (MIAMI)

1/18/76	L	17-21	Pittsburgh	80,187
---------	---	-------	------------	--------

TEAM STATISTICS

	DALLAS	OPP
FIRST DOWNS.....	288	234
Rushing.....	132	100
Passing.....	142	113
Penalty.....	14	21
Third Down-Made/Att.....	97/218	84/211
Third Down Efficiency.....	44.4	39.8
Fourth Down-Made/Att.....	4/10	6/11
TOTAL NET YARDS.....	5,025	3,739
Avg. Per Game.....	358.9	267.1
Total Plays.....	996	888
Avg. Per Play.....	5.1	4.2
NET YARDS RUSHING.....	2,432	1,699
Avg. Per Game.....	173.7	121.4
Total Rushes.....	571	474
Avg. Per Rush.....	4.3	3.6
NET YARDS PASSING.....	2,593	2,040
Sacked/Yards Lost.....	39/242	41/288
Gross Yards.....	2,835	2,328
Attempts/Completions.....	376/207	373/162
Pct. of Completions.....	55.1	43.4
Had Intercepted.....	17	25
PUNTS/AVERAGE.....	68/39.4	82/39.6
Net Punting Average.....	33.2	34.1
PUNT RET./AVG.....	32/9.8	37/7.1
KICKOFF RET./AVG.....	54/21.4	66/23.9
INT./AVG. RET.....	25/13.8	17/11.9
PENALTIES/YARDS.....	94/715	63/639
FUMBLES/BALL LOST.....	25/18	43/19
TOUCHDOWNS.....	41	33
Rushing.....	17	13
Passing.....	19	19
Returns.....	5	1
EXTRA POINTS/ATTEMPTS.....	38/40	31/32
FIELD GOALS/ATTEMPTS.....	22/35	13/18

RUSHING	ATT	YDS	AVG	LG	TD
Newhouse	209	930	4.4	29	2
P. Pearson	133	509	3.8	32	2
Dennison	111	383	3.5	27	7
Staubach	55	316	5.7	17	4
Young	50	225	4.5	29	2
Richards	3	18	6.0	11	0
Hoopes	1	13	13.0	13	0
Longley	3	12	4.0	7	0
D. Pearson	1	11	11.0	11	0
Laidlaw	3	10	3.3	10	0
DuPree	1	3	3.0	3	0
Fugett	1	2	2.0	2	0
Cowboys	571	2,432	4.3	32	17
Opponents	474	1,699	3.6	39	13

RECEIVING	NO	YDS	AVG	LG	TD
D. Pearson	46	822	17.9	46t	8
Fugett	38	488	12.8	54	3
Newhouse	34	275	8.1	23	0
P. Pearson	27	351	13.0	49	2
Richards	21	451	21.5	62	4
Young	18	184	10.2	42t	1
Laidlaw	11	100	9.1	25	0
DuPree	9	138	15.3	28	1
Dennison	2	5	2.5	4	0
Breunig	1	21	21.0	21	0
Cowboys	207	2,835	13.7	62	19
Opponents	162	2,318	14.3	80t	19

INTERCEPTIONS	NO	YDS	AVG	LG	TD
Jordan	6	80	13.3	38	0
Renfro	4	70	17.5	22	0
Washington	4	26	6.5	23	0
Harris	3	58	19.3	27t	1
Waters	3	55	18.3	35	1
Hughes	2	33	16.5	33t	1
Peterson	1	19	19.0	19	0
Gregory	1	3	3.0	3	0
Jones	1	2	2.0	2	0
Cowboys	25	346	13.8	38	3
Opponents	17	203	11.9	31	3

PUNTING	NO	YDS	AVG	TB	IN20	LG	BL	NET
Hoopes	68	2,676	39.4	8	15	55	1	33.2
Cowboys	68	2,676	39.4	8	15	55	1	33.2
Opp.	82	3,247	39.6	7	20	64	1	34.1

PUNT RETURNS	NO	FC	YDS	AVG	LG	TD
Richards	28	13	288	10.3	43t	1
Wooley	4	2	25	6.3	15t	0
Cowboys	32	15	313	9.8	43t	1
Opponents	37	8	261	7.1	34t	0

KICKOFF RETURNS	NO	YDS	AVG	LG	TD
P. Pearson	16	391	24.4	42	0
Dennison	13	262	20.2	27	0
Wooley	12	247	20.6	29	0
Henderson	4	130	32.5	97t	1
Young	3	54	18.0	29	0
P. Howard	2	51	25.5	31	0
Breunig	2	13	6.5	7	0
Peterson	1	10	10.0	10	0
Waters	1	0	0.0	0	0
Cowboys	54	1,158	21.4	97t	1
Opponents	66	1,578	23.9	73	0

SCORE BY QUARTERS	1	2	3	4	OT	T
Cowboys	36	115	88	105	6	350
Opponents	57	68	51	86	6	268

FIELD GOALS	11-19	20-29	30-39	40-49	50+
Fritsch	2-2	13-14	4-9	3-9	0-1
Cowboys	2-2	13-14	4-9	3-9	0-1
Opponents	0-0	8-10	1-1	3-5	1-2

Fritsch: (32M,25,28M,39,19,31),(40,45,39M), (21,20,39),(24,22,32M),(50M,24), (20,49M,41M,42),(33,43M,38M), (42B,21),(43,26), (26,45M,20),(37M), (23),(19),(22)

Opponents: (), (28),(21),(), (24,29),(28), (43,29M,45M),(51,44,54B),(29), (49M,23,22B), (35),(27),(48),()

SCORING	TD	TOP	TDRI	FG	PAT	S	TP
Fritsch	0	0	0	22/35	38/40	0	104
D. Pearson	0	8	0	0/0	0/0	0	48
Dennison	7	0	0	0/0	0/0	0	42
Richards	0	4	1a	0/0	0/0	0	30
P. Pearson	2	2	0	0/0	0/0	0	24
Staubach	4	0	0	0/0	0/0	0	24
Fugett	0	3	0	0/0	0/0	0	18
Young	2	1	0	0/0	0/0	0	18
Newhouse	2	0	0	0/0	0/0	0	12
DuPree	0	1	0	0/0	0/0	0	6
Harris	0	0	1b	0/0	0/0	0	6
Henderson	0	0	1c	0/0	0/0	0	6
Hughes	0	0	1d	0/0	0/0	0	6
Waters	0	0	1e	0/0	0/0	0	6
Cowboys	17	19	5	22/35	38/40	0	350
Opponents	13	19	1*	13/18	31/32	0	268

- a 43 punt return vs. Philadelphia (10/26)
- b 27 int. return vs. Washington (11/2)
- c 97 ki. return vs. St. Louis (9/28)
- d 33 int. return vs. N.Y. Jets (12/21)
- e 20 int. return vs. Washington (12/13)

* Matuszak 0 fum. recovery vs. Kansas City (11/10)

USUAL STARTERS

WR	Golden Richards	LE	Ed Jones
LT	Ralph Neely	LT	Jethro Pugh
LG	Burton Lawless (10)	RT	Larry Cole (8)
	Herb Scott (4)		Bill Gregory (6)
C	John Fitzgerald	RE	Harvey Martin
RG	Blaine Nye	LLB	Dave Edwards
RT	Rayfield Wright	MLB	Lee Roy Jordan
TE	Jean Fugett (9)	RLB	D.D. Lewis
	Billy Joe DuPree (5)	LCB	Mark Washington
WR	Drew Pearson	RCB	Mel Renfro
QB	Roger Staubach	SS	Charlie Waters
RB	Preston Pearson (10)	FS	Cliff Harris
	Doug Dennison (3)		
FB	Robert Newhouse	P	Mitch Hoopes
K	Tony Fritsch		Pro Bowlers in Bold

PASSING	ATT	COMP	YDS	PCT	AVG	TD	PCT	PCT	PCT	LG	SKS/YDS	RATING
Staubach	348	198	2,666	56.9	7.7	17	4.9	16	4.6	62	36/213	78.6
Longley	23	7	102	30.4	4.4	1	4.3	1	4.5	23	3/29	42.8
Newhouse	2	1	46	50.0	23.0	1	50.0	0	0.0	46t	0/0	95.8
Hoopes	3	1	21	33.3	7.0	0	0.0	0	0.0	21	0/0	59.0
Cowboys	376	207	2,835	55.1	7.5	19	5.1	17	4.5	62	39/242	77.7
Opponents	373	162	2,328	43.4	6.2	19	5.1	25	6.7	80t	41/288	53.4

1976 ★ DALLAS COWBOYS STATISTICS ★ 1976

FIRST PLACE, NFC EAST HEAD COACH: TOM LANDRY				
PRESEASON (3-3)				
Date	W/L	Score	Opponent	Aft.
7/31	L	14-17	@ Oakland	52,391
8/7	L	14-26	@ L.A. Rams	60,158
8/14	L	9-13	DENVER	54,567
8/21	W	36-16	Detroit @ Memphis	30,340
8/28	W	20-10	PITTSBURGH	64,264
9/4	W	26-20	HOUSTON (OT)	58,844
REGULAR SEASON (11-3)				
9/12	W	27-7	PHILADELPHIA	54,052
9/19	W	24-6	@ New Orleans	61,413
9/26	W	30-27	BALTIMORE	64,237
10/3	W	28-13	@ Seattle	62,027
10/10	W	24-14	@ N. Y. Giants	76,042
10/17	L	17-21	@ St. Louis	50,317
10/24	W	31-21	CHICAGO	61,346
10/31	W	20-7	@ Washington	55,004
11/7	W	9-3	N.Y. GIANTS	58,870
11/15	W	17-10	BUFFALO	51,779
11/21	L	10-17	@ Atlanta	54,992
11/25	W	19-14	ST. LOUIS	62,498
12/5	W	26-7	@ Philadelphia	55,072
12/12	L	14-27	WASHINGTON	59,916
1976 DIVISIONAL PLAYOFF				
12/19	L	12-14	L.A. RAMS	62,436

RUSHING	ATT	YDS	AVG	LG	TD
Dennison	153	542	3.5	14	6
Newhouse	116	450	3.9	24	3
Laidlaw	94	424	4.5	28	3
P. Pearson	68	233	3.4	21	1
Young	48	208	4.3	24	0
Staubach	43	184	4.3	18	3
DuPree	7	50	7.1	13	0
D. Pearson	2	20	10.0	11	0
Saldi	1	19	19.0	19	0
D. White	6	17	2.8	14	0
Cowboys	538	2,147	4.0	28	16
Opponents	484	1,821	3.8	35	12
RECEIVING	NO	YDS	AVG	LG	TD
D. Pearson	58	806	13.9	40	6
DuPree	42	680	16.2	38	2
Laidlaw	38	325	8.6	26	1
P. Pearson	23	316	13.7	30	2
Richards	19	414	21.8	56	3
Newhouse	15	86	5.7	16	0
Young	11	134	12.2	25	1
Dennison	8	67	8.4	33	0
Johnson	5	84	16.8	43	2
Barnes	1	43	43.0	43	0
Reece	1	6	6.0	6	0
Saldi	1	6	6.0	6	0
Cowboys	222	2,967	13.4	56	17
Opponents	187	2,236	12.0	54	12

SCORE BY QUARTERS								
	1	2	3	4	OT	T		
Cowboys	49	117	65	65	0	296		
Opponents	17	58	34	85	0	194		
FIELD GOALS								
	11-19	20-29	30-39	40-49	50+			
Herrera	1-1	8-8	6-8	3-5	0-1			
Cowboys	1-1	8-8	6-8	3-5	0-1			
Opponents	1-1	5-5	1-2	0-3	0-1			
Herrera: (37,46),(25),(37,18,32),(50B,39M), (24,44M),(35),(22),(37,21),(22,30,20), (31M,43),(23),(41M,42),(21),(0)								
Opponents: (45M),(55M),(44M,30,24),(0),(24B),(0) (0),(19),(44M,22),(21),(0),(0),(25,27)								
SCORING								
	TDR	TD	TDP	TD	FG	PAT	\$	TP
Herrera	0	0	0	0	18/23	34/34	0	88
D. Pearson	0	6	1a	0	0/0	0/0	0	42
Dennison	6	0	0	0	0/0	0/0	0	36
Laidlaw	3	1	1	0	0/0	0/0	0	24
Newhouse	3	0	0	0	0/0	0/0	0	18
P. Pearson	1	2	0	0	0/0	0/0	0	18
Richards	0	3	0	0	0/0	0/0	0	18
Staubach	3	0	0	0	0/0	0/0	0	18
DuPree	0	2	0	0	0/0	0/0	0	12
Johnson	0	2	0	0	0/0	0/0	0	12
Young	0	1	0	0	0/0	0/0	0	6
Henderson	0	0	0	0	0/0	0/0	1+	2
Kyle	0	0	0	0	0/0	0/0	1\$	2
Cowboys	16	17	1	1	18/23	34/34	2	296
Opponents	12	12	1*	7	7/12	23/25	0	194

a 0 fumble return vs. New Orleans (9/19)
 + block punt out of end zone vs. St. Louis (11/25)
 \$ block punt out of end zone vs. Philadelphia (12/5)

* Hartenstine 12 int. return vs. Chicago (10/24)

TEAM STATISTICS	DALLAS	OPP
FIRST DOWNS	269	246
Rushing	111	113
Passing	140	111
Penalty	18	22
Third Down-Made/Att.	98/220	81/213
Third Down Efficiency	44.5	38.0
Fourth Down-Made/Att.	9/14	8/16
TOTAL NET YARDS	4,884	3,730
Avg. Per Game	348.9	266.4
Total Plays	958	919
Avg. Per Play	5.1	4.1
NET YARDS RUSHING	2,147	1,821
Avg. Per Game	153.4	130.1
Total Rushes	538	484
Avg. Per Rush	4.0	3.8
NET YARDS PASSING	2,737	1,909
Sacked/Yards Lost	30/230	44/327
Gross Yards	2,967	2,236
Attempts/Completions	390/222	391/187
Pct. of Completions	56.9	47.8
Had Intercepted	13	16
PUNTS/AVERAGE	72/38.0	92/40.0
Net Punting Average	31.2	31.7
PUNT RET./AVG.	45/10.9	28/9.0
KICKOFF RET./AVG.	42/24.4	62/20.6
INT./AVG. RET.	16/8.3	13/11.9
PENALTIES/YARDS	94/761	71/643
FUMBLES/BALL LOST	26/16	32/12
TOUCHDOWNS	34	25
Rushing	16	12
Passing	17	12
Returns	1	1
EXTRA POINTS/ATTEMPTS	34/34	23/25
FIELD GOALS/ATTEMPTS	18/23	7/12

INTERCEPTIONS	NO	YDS	AVG	LG	TD			
Washington	4	49	12.3	22	0			
Harris	3	32	10.7	29	0			
Renfro	3	23	7.7	23	0			
Waters	3	6	2.0	5	0			
Barnes	1	23	23.0	23	0			
Hughes	1	0	0.0	0	0			
Martin	1	0	0.0	0	0			
Cowboys	16	133	8.3	29	0			
Opponents	13	155	11.9	37	1			
PUNTING	NO	YDS	AVG	TB	IN20	LG	BL	NET
D. White	70	2,690	38.4	12	53	54	0	31.4
Herrera	2	49	24.5	0	2	27	0	24.5
Cowboys	72	2,739	38.0	12	55	54	0	31.2
Opp.	92	3,681	40.0	14	58	58	2	31.7
PUNT RETURNS	NO	FC	YDS	AVG	LG	TD		
Johnson	45	11	489	10.9	55	0		
Waters	0	1	0	0.0	0	0		
Cowboys	45	12	489	10.9	55	0		
Opponents	28	9	252	9.0	59	0		
KICKOFF RETURNS	NO	YDS	AVG	LG	TD			
Johnson	28	693	24.8	74	0			
Jensen	13	313	24.1	35	0			
Saldi	1	9	9.0	9	0			
Henderson	0	12	12.0	12	0			
Cowboys	42	1,027	24.5	74	0			
Opponents	62	1,275	20.6	35	0			

USUAL STARTERS					
WR	Golden Richards (9)	LE	Ed Jones		
	Jay Saldi (3)	LT	Jethro Pugh		
LT	Ralph Neely	RT	Larry Cole (8)		
LG	Herb Scott (10)		Bill Gregory (6)		
	Burton Lawless (4)	RE	Harvey Martin		
C	John Fitzgerald	LLB	Bob Bruegning		
RG	Blaine Nye	MLB	Lee Roy Jordan		
RT	Rayfield Wright	RLB	D. D. Lewis		
TE	Billy Joe DuPree	LCB	Benny Barnes		
WR	Drew Pearson	RCB	Mel Renfro (9)		
QB	Roger Staubach		Mark Washington (5)		
RB	Doug Dennison	SS	Charlie Waters		
FB	Scott Laidlaw (7)	FS	Cliff Harris		
	Robert Newhouse (7)				
K	Elfen Herrera	<i>Pro Bowlers in Bold</i>			
P	Danny White				

PASSING	ATT	COMP	YDS	PCT	AVG	PCT	TD	INT	PCT	LG	SKS/YDS	RATING
Staubach	369	208	2,715	56.4	7.4	14	3.8	11	3.0	53	29/215	79.9
D. White	20	13	213	65.0	10.7	2	10.0	2	10.0	56	1/15	94.4
D. Pearson	1	1	39	100.0	39.0	1	100.0	0	0.0	39t	0/0	118.8
Cowboys	390	222	2,967	56.9	7.6	17	4.4	13	3.3	56	30/230	82.1
Opponents	391	187	2,236	47.8	5.7	12	3.1	16	4.1	54	44/327	59.0

1977 ★ DALLAS COWBOYS STATISTICS ★ 1977

STAFF
PLAYERS
2017 SEASON
RECORDS
PLAYOFF
RECORDS
1977
STATISTICS
SIDELINES

FIRST PLACE, NFC EAST HEAD COACH: TOM LANDRY

PRESEASON (3-3)

Date	W/L	Score	Opponent	Att.
8/6	W	34-14	SAN DIEGO	59,504
8/13	L	17-23	@ Seattle (OT)	58,789
8/20	L	14-20	MIAMI	56,820
8/27	W	23-21	BALTIMORE	54,835
9/3	L	14-23	@ Houston	49,777
9/8	W	30-0	PITTSBURGH	49,824

REGULAR SEASON (12-2)

9/18	W	16-10	@ Minnesota (OT)	47,678
9/25	W	41-21	N.Y. GIANTS	64,215
10/2	W	23-7	TAMPA BAY	55,316
10/9	W	30-24	@ St. Louis	50,129
10/16	W	34-16	WASHINGTON	62,115
10/23	W	16-10	@ Philadelphia	65,507
10/30	W	37-0	DETROIT	63,160
11/6	W	24-10	@ N.Y. Giants	74,532
11/14	L	17-24	ST. LOUIS	64,038
11/20	L	13-28	@ Pittsburgh	49,761
11/27	W	14-7	@ Washington	55,031
12/4	W	24-14	PHILADELPHIA	60,289
12/12	W	42-35	@ San Francisco	55,848
12/18	W	14-6	DENVER	63,752

1977 DIVISIONAL PLAYOFF

12/26	W	37-7	CHICAGO	62,920
-------	---	------	---------	--------

1977 NFC CHAMPIONSHIP GAME

1/1/78	W	23-6	MINNESOTA	61,968
--------	---	------	-----------	--------

SUPER BOWL XII (NEW ORLEANS)

1/15/78	W	27-10	Denver	76,400
---------	---	-------	--------	--------

TEAM STATISTICS

	DALLAS	OPP
FIRST DOWNS	272	205
Rushing	118	88
Passing	136	94
Penalty	18	23
Third Down-Made/Att.	90/213	69/207
Third Down Efficiency	42.3	33.3
Fourth Down-Made/Att.	3/5	10/16
TOTAL NET YARDS	4,812	3,213
Avg. Per Game	343.7	229.5
Total Plays	969	880
Avg. Per Play	5.0	3.7
NET YARDS RUSHING	2,369	1,651
Avg. Per Game	169.2	117.9
Total Rushes	564	457
Avg. Per Rush	4.2	3.6
NET YARDS PASSING	2,443	1,562
Sacked/Yards Lost	33/246	53/429
Gross Yards	2,689	1,991
Attempts/Completions	372/215	370/154
Pct. of Completions	57.8	41.6
Had Intercepted	10	21
PUNTS/AVERAGE	83/38.7	103/37.1
Net Punting Average	32.4	31.1
PUNT RET./AVG.	61/9.9	36/7.8
KICKOFF RET./AVG.	44/24.3	71/22.7
INT./AVG. RET.	21/10.9	10/18.4
PENALTIES/YARDS	106/865	78/731
FUMBLES/BALL LOST	26/14	22/10
TOUCHDOWNS	42	26
Rushing	21	9
Passing	18	14
Returns	3	3
EXTRA POINTS/ATTEMPTS	39/41	26/26
FIELD GOALS/ATTEMPTS	18/29	10/15
AVG. TIME OF POSS.	32:37	27:23

RUSHING

Dorsett	208	1,007	4.8	84t	12
Newhouse	180	721	4.0	29	3
P. Pearson	89	341	3.8	22	1
Staubach	51	171	3.4	33	3
Dennison	12	60	5.0	17	1
Brinson	8	28	3.5	20t	1
D. Pearson	2	22	11.0	11	0
Laidlaw	9	15	1.7	8	0
DuFree	3	9	3.0	7	0
D. White	1	-2	-2.0	-2	0
Johnson	1	-3	-3.0	-3	0

Cowboys	564	2,369	4.2	84t	21
Opponents	457	1,651	3.6	62t	9

RECEIVING

D. Pearson	48	870	18.1	67	2
P. Pearson	46	535	11.6	36t	4
Dorsett	29	273	9.4	23	1
DuFree	28	347	12.4	23	3
Richards	17	225	13.2	50t	3
Newhouse	16	106	6.6	41	1
Johnson	12	135	11.3	22t	1
Saldi	11	108	9.8	23t	2
Laidlaw	5	60	12.0	18t	1
Hill	2	21	10.5	12	0
Dennison	1	9	9.0	9	0

Cowboys	215	2,689	12.5	67t	18
Opponents	154	1,991	12.9	60t	14

INTERCEPTIONS

Harris	5	7	1.4	7	0
Henderson	3	79	26.3	79t	1
Waters	3	11	3.7	6	0
Washington	2	32	16.0	21	0
Renfro	2	28	14.0	25	0
Hughes	2	19	9.5	11	0
Lewis	1	29	29.0	29	0
Breunig	1	15	15.0	15	0
Kyle	1	9	9.0	9	0
Hegman	1	0	0.0	0	0

Cowboys	21	229	10.9	79t	1
Opponents	10	184	18.4	48	0

PUNTING

D. White	81	3,171	39.6	10	25	57	1	33.2
Herrera	2	44	22.0	0	2	28	0	22.0
Cowboys	83	3,215	38.7	10	27	57	1	32.4
Opp.	103	3,825	37.1	4	10	65	0	31.1

PUNT RETURNS

Johnson	50	15	423	8.5	38	0
Hill	10	1	124	12.4	29	0
Harris	1	0	-2	-2.0	-2	0
Cowboys	61	16	545	8.9	38	0
Opponents	36	8	280	7.8	68t	1

KICKOFF RETURNS

Johnson	22	536	24.4	64	0
Brinson	17	409	24.1	41	0
Hill	3	64	21.3	29	0
Dennison	1	30	30.0	30	0
Henderson	1	8	8.0	8	0
DuFree	0	24	24.0	24	0
Cowboys	44	1,071	24.3	64	0
Opponents	71	1,614	22.7	48	0

PASSING

Staubach	361	210	2,620	58.2	7.3	ATT	TD	PCT	INT	PCT	LG	SKS/YDS	RATING
D. White	10	4	35	40.0	3.5	0	0.0	0	10.0	12	2/15	45.8	
Dorsett	1	1	34	100.0	34.0	0	0.0	0	0.0	34	0/0	118.8	
Waters	0	0	0	0.0	0.0	0	0.0	0	0.0	0	1/12	42.3	
Cowboys	372	215	2,689	57.8	7.2	18	4.8	10	2.7	67	33/246	85.1	
Opponents	370	154	1,991	41.6	5.4	14	3.8	21	5.7	60t	53/429	48.0	

SCORE BY

QUARTERS

Cowboys	64	129	53	93	6	345
Opponents	33	73	69	37	0	212

FIELD GOALS

Herrera	2-2	5-7	4-8	6-11	1-1
Cowboys	2-2	5-7	4-8	6-11	1-1
Opponents	0-0	3-3	4-5	1-4	2-3

Herrera: (40,27M), (37,41,38B), (32,31M,19,20), (29,46M,40,44), (44B,44,52), (34M,49M,18), (21,45,30), (35), (21), (0), (0), (24), (49M), (38M,35M,28M)
Opponents: (31M,35), (0), (32), (25,40,53), (32), (0), (50M,51), (26), (0), (41M,40M,43M), (0), (0), (22,37)

SCORING

Herrera	0	0	0	18/29	39/41	0	93
Dorsett	12	1	0	0/0	0/0	0	78
P. Pearson	1	4	0	0/0	0/0	0	30
Newhouse	3	1	0	0/0	0/0	0	24
DuFree	0	3	0	0/0	0/0	0	18
Richards	0	3	0	0/0	0/0	0	18
Saldi	0	2	1a	0/0	0/0	0	18
Staubach	3	0	0	0/0	0/0	0	18
D. Pearson	0	2	0	0/0	0/0	0	12
Brinson	1	0	0	0/0	0/0	0	6
Dennison	1	0	0	0/0	0/0	0	6
Henderson	0	0	1b	0/0	0/0	0	6
Johnson	0	1	0	0/0	0/0	0	6
Laidlaw	0	1	0	0/0	0/0	0	6
Waters	0	0	1c	0/0	0/0	0	6
Cowboys	21	18	3	18/29	39/41	0	345

- a 8 fumble return vs. N. Y. Giants (11/6)
- b 79 interception return vs. Tampa Bay (10/2)
- c 17 block punt return vs. Philadelphia (10/23)
- * Hammond 68 punt return vs. N. Y. Giants (9/25)
- Wood 37 fumble return vs. Tampa Bay (10/2)
- Davis 35 fumble return vs. St. Louis (10/9)

USUAL STARTERS

WR	Golden Richards	LE	Ed Jones
LT	Ralph Neely	LT	Jethro Pugh
LG	Herb Scott (10)	RT	Randy White
	Burton Lawless (4)	RE	Harvey Martin
C	John Fitzgerald	LLB	Thomas Henderson
RG	Tom Rafferty	MLB	Bob Breunig
TE	Pat Donovan	RLB	D.D. Lewis
RT	Billy Joe DuFree	LCB	Benny Barnes
QB	Drew Pearson	RCB	Aaron Kyle (10)
WR	Roger Staubach	Mark Washington (4)	
RB	Preston Pearson (10)	SS	Charlie Waters
Tony Dorsett (4)		FS	Cliff Harris
FB	Robert Newhouse		
K	Efen Herrera	Pro Bowlers in Bold	
P	Danny White		

1978 ★ DALLAS COWBOYS STATISTICS ★ 1978

FIRST PLACE, NFC EAST HEAD COACH: TOM LANDRY				
PRESEASON (3-1)				
Date	W/L	Score	Opponent	Aft.
8/5	W	41-24	SAN FRANCISCO	63,736
8/12	W	21-14	@ Denver	74,619
8/19	L	13-27	HOUSTON	62,242
8/26	W	16-13	PITTSBURGH	59,747
REGULAR SEASON (12-4)				
9/4	W	38-0	BALTIMORE	64,224
9/10	W	34-24	@ N.Y. Giants	73,265
9/17	L	14-27	@ Los Angeles	65,749
9/24	W	21-12	ST. LOUIS	62,760
10/2	L	5-9	@ Washington	55,031
10/8	W	24-3	N. Y. GIANTS	63,420
10/15	W	24-21	@ St. Louis (OT)	48,991
10/22	W	14-7	PHILADELPHIA	60,525
10/26	L	10-21	MINNESOTA	61,848
11/5	L	16-23	@ Miami	69,414
11/12	W	42-14	@ Green Bay	55,256
11/19	W	27-7	NEW ORLEANS	57,920
11/23	W	37-10	WASHINGTON	64,905
12/3	W	17-10	NEW ENGLAND	63,263
12/10	W	31-13	@ Philadelphia	64,667
12/17	W	30-7	@ N.Y. Jets	52,532
1978 DIVISIONAL PLAYOFF				
12/30	W	27-20	ATLANTA	60,338
1978 NFC CHAMPIONSHIP GAME				
1/7/79	W	28-0	@ L.A. Rams	67,470
SUPER BOWL XIII (MIAMI)				
1/21/79	L	31-35	Pittsburgh	78,656

TEAM STATISTICS			DALLAS	OPP
FIRST DOWNS	342	232
Rushing	146	83
Passing	167	128
Penalty	29	21
Third Down-Made/Att.	118/235	78/220
Third Down Efficiency	50.2	35.5
Fourth Down-Made/Att.	4/8	8/13
TOTAL NET YARDS	5,959	4,009
Avg. Per Game	372.4	250.6
Total Plays	1,107	967
Avg. Per Play	5.4	4.1
NET YARDS RUSHING	2,783	1,721
Avg. Per Game	173.9	107.6
Total Rushes	625	477
Avg. Per Rush	4.5	3.6
NET YARDS PASSING	3,176	2,288
Sacked/Yards Lost	33/229	58/442
Gross Yards	3,405	2,730
Attempts/Completions	449/251	432/202
Pct. of Completions	55.9	46.8
Had Intercepted	17	23
PUNTS/AVERAGE	77/39.9	108/39.2
Net Punting Average	33.1	32.4
PUNT RET./AVG.	63/8.0	40/7.8
KICKOFF RET./AVG.	47/19.1	73/23.4
INT./AVG. RET.	23/13.7	17/10.4
PENALTIES/YARDS	96/816	95/783
FUMBLES/BALL LOST	36/18	27/13
TOUCHDOWNS	48	25
Rushing	22	13
Passing	25	11
Returns	1	1
EXTRA POINTS/ATTEMPTS	46/48	23/25
FIELD GOALS/ATTEMPTS	16/26	11/22
AVG. TIME OF POSS.	32:24	27:36

RUSHING	ATT	YDS	AVG	LG	TD			
Dorsett	290	1,325	4.6	63	7			
Newhouse	140	584	4.2	24	8			
Laidlaw	75	312	4.2	59	3			
Staubach	42	182	4.3	23	1			
P. Pearson	25	104	4.2	18	0			
Brinson	18	96	5.3	39	2			
Dennison	14	75	5.4	23	1			
Blackwell	9	37	4.1	13	0			
D. Pearson	3	29	9.7	33	0			
Hill	3	17	5.7	14	0			
DuPree	1	15	15.0	15	0			
D. White	5	7	1.4	4	0			
Cowboys	625	2,783	4.5	63	22			
Opponents	477	1,721	3.6	52	13			
RECEIVING	NO	YDS	AVG	LG	TD			
P. Pearson	47	526	11.2	34	0			
Hill	46	823	17.9	54	6			
D. Pearson	44	714	16.2	53	3			
Dorsett	37	378	10.2	91	2			
DuPree	34	509	15.0	38	9			
Newhouse	20	176	8.8	24	2			
Johnson	12	155	12.9	23	0			
Laidlaw	6	108	18.0	44	1			
Saldi	3	8	2.7	5	2			
Dennison	1	6	6.0	6	0			
Richards	1	2	2.0	2	0			
Cowboys	251	3,405	13.6	91	25			
Opponents	202	2,730	13.5	51	11			
INTERCEPTIONS	NO	YDS	AVG	LG	TD			
Barnes	5	72	14.4	38	0			
Waters	4	61	15.3	22	0			
Harris	4	26	6.5	23	0			
Kyle	3	20	6.7	17	0			
Hughes	2	80	40.0	56	0			
Thurman	2	35	17.5	23	0			
Cole	1	13	13.0	13	0			
Martin	1	7	7.0	7	0			
Breunig	1	2	2.0	2	0			
Cowboys	23	316	13.7	56	0			
Opponents	17	176	10.4	43	1			
PUNTING	NO	YDS	AVG	TB	IN20	LG	BL	NET
D. White	77	3,076	39.9	11	16	56	1	33.1
Cowboys	77	3,076	39.9	11	16	56	1	33.1
Opp.	108	4,257	39.4	13	16	61	0	32.4
PUNT RETURNS	NO	FC	YDS	AVG	LG	TD		
Johnson	51	12	401	7.9	23	0		
Hill	11	0	101	9.2	20	0		
Thurman	1	0	0	0.0	0	0		
Cowboys	63	12	502	8.0	23	0		
Opponents	40	13	311	7.8	38	0		
KICKOFF RETURNS	NO	YDS	AVG	LG	TD			
Johnson	29	603	20.8	56	0			
Brinson	6	93	15.5	31	0			
Blackwell	3	70	23.3	31	0			
Dennison	3	63	21.0	24	0			
Thurman	3	42	14.0	20	0			
R. White	1	15	15.0	15	0			
Lawless	1	10	10.0	10	0			
Saldi	1	0	0.0	0	0			
Cowboys	47	896	19.1	56	0			
Opponents	73	1,709	23.4	57	0			
PASSING	ATT	COMP	YDS	PCT	AVG	TD	INT	PCT
Staubach	413	231	3,190	55.9	7.7	25	61	16
D. White	34	20	215	58.8	6.3	0	0	1
Hill	1	0	0	0.0	0.0	0	0	0
Dorsett	1	0	0	0.0	0.0	0	0	0
Cowboys	449	251	3,405	55.9	7.6	25	56	17
Opponents	432	202	2,730	46.8	6.3	11	25	23

SCORE BY QUARTERS							
	1	2	3	4	OT	T	
Cowboys	58	121	118	84	3	384	
Opponents	83	43	25	57	0	208	
FIELD GOALS							
	11-19	20-29	30-39	40-49	50+		
Septien	2-3	8-8	3-5	6-11	0-0		
Cowboys	2-3	8-8	3-5	6-11	0-0		
Opponents	0-0	3-3	3-7	4-10	1-2		
Septien: (18M,45M,48),(),(49M),(),(19),(),(22), (49M,47),(),(40M),(),(25),(),(30,39,24),(),(33M), (47M,24,26),(),(33,21,38M,44),(),(26), (44M,18,43M),(),(22)							
Opponents: (37M),(),(42),(),(47M),(),(23,47M,44B,42M), (52,42,27),(),(37),(),(33M),(),(47M),(),(45,23,33), ((),(48,53B),(),(46B,30,36B,39M),(),(),()							
SCORING							
	TD	TD	TD	FG	PAT	S	TP
Septien	0	0	0	16/26	46/47	0	94
Dorsett	7	2	1a	0/0	0/0	0	60
Newhouse	8	2	0	0/0	0/0	0	60
DuPree	0	9	0	0/0	0/0	0	54
Hill	0	6	0	0/0	0/0	0	36
Laidlaw	3	1	0	0/0	0/0	0	24
D. Pearson	0	3	0	0/0	0/0	0	18
Brinson	2	0	0	0/0	0/0	0	12
Saldi	0	2	0	0/0	0/0	0	12
Dennison	1	0	0	0/0	0/0	0	6
Staubach	1	0	0	0/0	0/0	0	6
Waters	0	0	0	0/0	0/0	1	2
Cowboys	22	25	1	16/26	46/48	1	384
Opponents	13	11	1*	11/22	23/25	1	282
a 54 fumble return vs. N. Y. Jets (12/17)							
+ sacked in end zone vs. Washington (10/2)							
* Perry 43 int. return vs. Los Angeles (9/17)							
# Thaxton block punt out end zone vs. St. Louis (9/24)							
\$ fumbled snap on PAT @ N.Y. Jets (12/17)							

USUAL STARTERS			
WR	Tony Hill	LE	Ed Jones
LT	Pat Donovan	LT	Jethro Pugh (13)
LG	Herb Scott		Larry Cole (3)
C	John Fitzgerald	RT	Randy White
RG	Tom Raftery	RE	Harvey Martin
RT	Rayfield Wright (11)	LLB	Thomas Henderson
	Andy Frederick (3)	MLB	Bob Breunig
TE	Billy Joe DuPree	RLB	D.D. Lewis
QB	Drew Pearson	LCB	Benny Barnes
WR	Roger Staubach	RCB	Aaron Kyle
RB	Tony Dorsett	SS	Charlie Waters
FB	Robert Newhouse (12)	FS	Cliff Harris
	Scott Laidlaw (4)		
		P	Danny White
K	Raphael Septien		
<i>Pro Bowlers in Bold</i>			

AVG

1979 ★ DALLAS COWBOYS STATISTICS ★ 1979

FIRST PLACE, NFC EAST HEAD COACH: TOM LANDRY

PRESEASON (3-2)

Date	W/L	Score	Opponent	Att.
7/28	L	13-20	Oakland @ Canton	20,648
8/4	W	7-6	DENVER	61,192
8/12	L	17-27	@ Seattle	59,803
8/18	W	16-13	HOUSTON	62,803
8/25	W	16-14	PITTSBURGH	64,543

REGULAR SEASON (11-5)

9/2	W	22-21	@ St. Louis	50,855
9/9	W	21-13	@ San Francisco	56,728
9/16	W	24-20	CHICAGO	64,056
9/24	L	7-26	@ Cleveland	80,123
9/30	W	38-13	CINCINNATI	63,179
10/7	W	36-20	@ Minnesota	47,572
10/14	W	30-6	L.A. RAMS	64,462
10/21	W	22-13	ST. LOUIS	64,300
10/28	L	16-14	@ Pittsburgh	50,199
11/4	W	16-34	@ N.Y. Giants	76,490
11/12	L	21-31	PHILADELPHIA	62,417
11/18	L	20-34	@ Washington	55,031
11/22	L	24-30	HOUSTON	63,897
12/2	W	28-7	N. Y. GIANTS	63,787
12/8	W	24-17	@ Philadelphia	71,434
12/16	W	35-34	WASHINGTON	62,867

1979 DIVISIONAL PLAYOFF

12/30	L	19-21	L.A. RAMS	64,792
-------	---	-------	-----------	--------

TEAM STATISTICS

	DALLAS	OPP
FIRST DOWNS	339	259
Rushing	122	105
Passing	195	135
Penalty	22	19
Third Down-Made/Att.	120/241	80/228
Third Down Efficiency	49.8	35.1
Fourth Down-Made/Att.	2/9	5/11
TOTAL NET YARDS	5,968	4,586
Avg. Per Game	373.0	286.6
Total Plays	1,122	978
Avg. Per Play	5.3	4.7
NET YARDS RUSHING	2,375	2,115
Avg. Per Game	148.4	132.2
Total Rushes	578	500
Avg. Per Rush	4.1	4.2
NET YARDS PASSING	3,593	2,471
Sacked/Yards Lost	41/290	43/362
Gross Yards	3,883	2,833
Attempts/Completions	503/287	435/207
Pct. of Completions	57.1	47.6
Had Intercepted	13	13
PUNTS/AVERAGE	76/41.7	96/40.8
Net Punting Average	36.0	35.7
PUNT RET./AVG.	51/6.5	34/7.4
KICKOFF RET./AVG.	68/19.4	68/23.2
INT./AVG. RET.	13/14.8	13/8.8
PENALTIES/YARDS	100/845	70/704
FUMBLES/BALL LOST	33/21	20/10
TOUCHDOWNS	45	38
Rushing	15	15
Passing	29	21
Returns	1	2
EXTRA POINTS/ATTEMPTS	40/45	34/38
FIELD GOALS/ATTEMPTS	19/29	17/27
AVG. TIME OF POSS.	32:57	27:03

RUSHING	ATT	YDS	AVG	LG	TD
Dorsett	250	1,107	4.4	41	6
Newhouse	124	449	3.6	21	3
Springs	67	248	3.7	15	2
Laidlaw	69	236	3.4	15	3
Staubach	37	172	4.5	20	0
Brinson	14	48	3.6	10	0
D. Pearson	3	27	9.0	16	0
D. White	1	25	25.0	25	0
DuPree	2	19	9.5	20	0
Hill	2	18	9.9	12	0
P. Pearson	7	14	2.0	11	1
Johnson	1	13	13.0	13	0
Saldi	1	-1	-1.0	-1	0
Cowboys	578	2,375	4.1	41	15
Opponents	500	2,115	4.2	76	15

RECEIVING	NO	YDS	AVG	LG	TD
Hill	60	1,062	17.7	75	10
D. Pearson	55	1,026	18.7	56	8
Dorsett	45	375	8.3	32	1
DuPree	29	324	11.2	33	5
P. Pearson	26	333	12.8	26	1
Springs	25	251	10.0	27	1
Saldi	14	181	12.9	23	1
Laidlaw	12	59	4.9	12	0
Newhouse	7	55	7.9	21	1
Johnson	6	105	17.5	28	1
Cosbie	5	36	7.2	12	0
Wilson	3	76	25.3	45	0
Cowboys	287	3,883	13.5	75	29
Opponents	207	2,833	13.7	64	21

INTERCEPTIONS	NO	YDS	AVG	LG	TD
Hughes	2	91	45.5	68	0
Harris	2	35	17.5	20	0
Barnes	2	20	10.0	11	0
Lewis	2	8	4.0	5	0
Kyle	2	0	0.0	0	0
Mitchell	1	36	36.0	36	0
Thornton	1	3	3.0	3	0
Thurman	1	0	0.0	0	0
Cowboys	13	193	14.8	68	0
Opponents	13	114	8.8	39	1

PUNTING	NO	YDS	AVG	LG	BL	NET
D. White	76	3,168	41.7	9	21	73
Cowboys	76	3,168	41.7	9	21	73
Opp.	96	3,921	40.8	8	17	72

PUNT RETURNS	NO	FC	YDS	AVG	LG	TD
Wilson	35	12	236	6.8	13	0
Manning	10	2	55	5.5	17	0
Hill	6	1	43	7.2	12	0
Cowboys	51	15	334	6.5	17	0
Opponents	34	18	252	7.4	31	0

KICKOFF RETURNS	NO	YDS	AVG	LG	TD
Springs	38	780	20.5	70	0
Wilson	19	328	17.2	26	0
Manning	7	145	20.7	47	0
Brinson	2	29	14.5	17	0
Hill	1	32	32.0	32	0
Huther	1	8	8.0	8	0
Cowboys	68	1,322	19.4	70	0
Opponents	68	1,580	23.2	106	1

PASSING	ATT	COMP	YDS	PCT	AVG	TD	PCT	PCT	LG	SKS/YDS	RATING
Staubach	461	267	3,586	57.9	7.8	27	5.9	11	2.4	751	36/240
D. White	39	19	267	48.7	6.9	1	2.6	2	5.1	45	4/46
Springs	3	1	30	33.0	10.0	1	3.0	0	0.0	301	1/4
Cowboys	503	287	3,883	57.1	7.7	29	5.8	13	2.6	751	41/290
Opponents	435	207	2,833	47.6	6.5	21	4.8	13	3.0	641	43/362

SCORE BY QUARTERS	1	2	3	4	OT	T
Cowboys	73	102	87	109	0	371
Opponents	87	88	60	78	0	313

FIELD GOALS	11-19	20-29	30-39	40-49	50+
Seption	0-0	7-7	7-11	3-8	2-3
Cowboys	0-0	7-7	7-11	3-8	2-3
Opponents	0-0	4-4	4-6	7-13	2-4

Seption: (37,50M,24,27),(23,51),(46,43M), (34B,47M),(26),(34),(32),(51,47M,29), (32, 32M),(26,37,22),(47M),(34,37),(44), (34M,31M,46M),(40),(I)
Opponents: (60M),(30,35M,44),(I),(I),(48,38),(37,35), (42,41),(51,41,48M,40B),(32M),(48M), (45M,59,52M,45M),(44M,46,45),(27), (I),(27),(24,24)

SCORING	TD	TOP	TD	FG	PAT	S	TP
Seption	0	0	0	19/29	40/44	0	97
Hill	0	10	0	0/0	0/0	0	60
D. Pearson	0	8	0	0/0	0/0	0	48
Dorsett	6	1	0	0/0	0/0	0	42
DuPree	0	5	0	0/0	0/0	0	30
Newhouse	3	1	0	0/0	0/0	0	24
Laidlaw	3	0	0	0/0	0/0	0	18
Springs	2	1	0	0/0	0/0	0	18
P. Pearson	1	1	0	0/0	0/0	0	12
Barnes	0	0	1a	0/0	0/0	0	6
Johnson	0	1	0	0/0	0/0	0	6
Saldi	0	1	0	0/0	0/0	0	6
Cowboys	15	29	1	19/29	40/45	0	371
Opponents	15	21	2*	17/27	34/38	0	313

a 33 fumble return vs. Minnesota (10/7)

* Darden 39 interception return vs. Cleveland (9/24)
Green 108 kickoff return vs. St. Louis (10/21)

USUAL STARTERS

WR	Tony Hill	LE	Larry Cole (12)
LT	Pat Donovan	LT	John Dutton (4)
LG	Herb Scott	LT	Dave Stalls (12)
C	John Fitzgerald	LT	Larry Cole (4)
RG	Tolm Raftery	RT	Randy White
RT	Jim Cooper (11)	RE	Harvey Martin
	Rayfield Wright (5)	LLB	Thomas Henderson (10)
TE	Billy Joe DuPree		Mike Hegman (5)
QB	Drew Pearson	MLB	Bob Breunig
WR	Roger Staubach	RLB	D.D. Lewis
RB	Tony Dorsett	LCB	Benny Barnes
FB	Robert Newhouse (12)	RCB	Aaron Kyle
	Scott Laird (3)	SS	Randy Hughes
		FS	Cliff Harris
K	Raphael Seption		
P	Danny White		

Pro Bowlers in Bold

1980 ★ DALLAS COWBOYS STATISTICS ★ 1980

SECOND PLACE, NFC EAST HEAD COACH: TOM LANDRY

PRESEASON (3-1)				
Date	W/L	Score	Opponent	Att.
8/9	W	17-14	GREEN BAY	54,876
8/16	W	19-16	@ L.A. Rams	63,283
8/23	W	20-13	HOUSTON	63,658
8/30	L	10-31	PITTSBURGH	62,795

REGULAR SEASON (12-4)				
Date	W/L	Score	Opponent	Att.
9/8	W	17-3	@ Washington	55,045
9/14	L	20-41	@ Denver	74,919
9/21	W	28-17	TAMPA BAY	62,750
9/28	W	28-7	@ Green Bay	54,776
10/5	W	24-3	N. Y. GIANTS	59,126
10/12	W	59-14	SAN FRANCISCO	63,399
10/19	L	10-17	@ Philadelphia	70,696
10/26	W	42-31	SAN DIEGO	60,639
11/2	W	27-24	@ St. Louis	50,701
11/9	L	35-38	@ N. Y. Giants	68,343
11/16	W	31-21	ST. LOUIS	52,567
11/23	W	14-10	WASHINGTON	58,809
11/27	W	51-7	SEATTLE	57,540
12/7	W	19-13	@ Oakland	53,194
12/15	L	14-38	@ L.A. Rams	65,154
12/21	W	35-27	PHILADELPHIA	62,548

1980 WILD CARD GAME				
12/28	W	34-13	L.A. RAMS	64,533

1980 DIVISIONAL PLAYOFF				
1/4/81	W	30-27	@ Atlanta	60,022

1980 NFC CHAMPIONSHIP GAME				
1/11/81	L	7-20	@ Philadelphia	70,696

TEAM STATISTICS			DALLAS	OPP
FIRST DOWNS	337	296
Rushing	143	98
Passing	171	160
Penalty	23	28
Third Down-Made/Att.	130/243	88/222
Third Down Efficiency	53.5	39.6
Fourth Down-Made/Att.	5/11	7/15
TOTAL NET YARDS	5,468	5,279
Avg. Per Game	341.8	329.9
Total Plays	1,075	996
Avg. Per Play	5.1	5.3
NET YARDS RUSHING	2,346	2,069
Avg. Per Game	146.6	129.3
Total Rushes	594	469
Avg. Per Rush	4.0	4.4
NET YARDS PASSING	3,104	3,205
Sacked/Yards Lost	31/252	43/358
Gross Yards	3,356	3,563
Attempts/Completions	449/265	484/231
Pct. of Completions	59.6	47.7
Had Intercepted	25	27
PUNTS/AVERAGE	71/40.8	76/43.5
Net Punting Average	34.8	34.7
PUNT RET./AVG.	55/10.7	31/6.6
KICKOFF RET./AVG.	58/21.7	73/21.5
INT./AVG. RET.	27/19.4	25/7.2
PENALTIES/YARDS	107/908	106/989
FUMBLES/BALL LOST	27/14	33/20
TOUCHDOWNS	60	38
Rushing	26	15
Passing	30	21
Returns	4	2
EXTRA POINTS/ATTEMPTS	59/60	38/38
FIELD GOALS/ATTEMPTS	11/17	15/28
AVG. TIME OF POSS.	32:46	27:14

RUSHING	ATT	YDS	AVG	LG	TD
Dorsett	278	1,185	4.3	56	11
Newhouse	118	451	3.8	29	6
Spring	89	326	3.7	20	6
J. Jones	41	135	3.4	9	0
D. White	27	114	4.2	48	1
Newsome	23	73	3.1	23	2
D. Pearson	3	31	10.3	32	0
Hill	4	27	6.8	15	0
DuPree	4	19	4.8	11	0
Carano	4	6	1.5	5	0
P. Pearson	3	6	2.0	2	0

Cowboys	594	2,373	4.0	56	26
Opponents	469	2,069	4.4	51	15

RECEIVING	NO	YDS	AVG	LG	TD
Hill	60	1,055	17.6	58	8
D. Pearson	43	568	13.2	30	6
Dorsett	34	263	7.7	27	0
DuPree	29	312	10.8	39	7
Saldi	25	311	12.4	43	1
P. Pearson	20	213	10.7	20	2
Johnson	19	263	13.7	29	4
Spring	15	212	14.1	58	1
Newhouse	8	75	9.4	18	0
J. Jones	5	39	7.8	16	0
Newsome	4	43	10.6	16	0
Cosbie	2	11	5.5	5	1
D. White	1	-9	-9.0	-9	0
Cowboys	265	3,356	12.7	58	30
Opponents	231	3,563	15.4	69	21

INTERCEPTIONS	NO	YDS	AVG	LG	TD
Thurman	5	114	22.8	78	1
Waters	5	78	15.6	29	0
Wilson	4	82	20.5	35	0
Mitchell	3	56	18.7	56	0
Breunig	3	34	11.3	15	0
Dickerson	2	46	23.0	34	0
Hegman	2	2	1.0	2	0
Cole	1	43	43.0	43	1
Dutton	1	38	38.0	38	1
Barnes	1	30	30.0	30	0
Cowboys	27	523	19.4	78	3
Opponents	25	179	7.2	36	1

PUNTING	NO	YDS	AVG	TB	IN20	LG	BL	NET
D. White	71	2,903	40.9	11	17	58	0	34.8
Cowboys	71	2,903	40.9	11	17	58	0	34.8
Opp.	76	3,304	43.5	6	14	58	0	34.7

PUNT RETURNS	NO	FC	YDS	AVG	LG	TD
J. Jones	54	4	548	10.1	52	0
Solomon	1	0	8	8.0	8	0
Cowboys	55	4	556	10.1	52	0
Opponents	31	10	206	6.6	27	0

KICKOFF RETURNS	NO	YDS	AVG	LG	TD
J. Jones	32	720	22.5	41	0
Newsome	12	293	24.4	36	0
Wilson	7	139	19.9	34	0
Hurt	4	71	17.8	24	0
Saldi	1	23	23.0	23	0
Cosbie	1	13	13.0	13	0
Waters	1	0	0.0	0	0
Cowboys	58	1,259	21.7	41	0
Opponents	73	1,568	21.5	53	0

PASSING	ATT	COMP	YDS	PCT	AVG	TD	INT	PCT	LG	SKS/YDS	RATING
D. White	436	260	3,287	59.6	7.5	28	6.4	25	57	31/252	80.8
Carano	12	5	69	41.7	5.8	2	16.6	0	0.0	0/0	60.8
Dorsett	1	0	0	0.0	0.0	0	0	0	0.0	0/0	39.6
Cowboys	449	265	3,356	59.0	7.5	30	6.7	25	57	31/252	81.0
Opponents	484	231	3,563	47.7	7.4	21	4.3	27	5.6	43/358	63.5

SCORE BY QUARTERS	1	2	3	4	OT	T
Cowboys	96	153	86	119	0	454
Opponents	66	123	44	78	0	311

FIELD GOALS	11-19	20-29	30-39	40-49	50+
Septien	1-1	3-4	6-6	0-3	1-3
Cowboys	1-1	3-4	6-6	0-3	1-3
Opponents	1-1	5-8	3-7	4-9	2-3

Septien: (19), (30,37), (0), (0), (38,27M), (26,40M), (33), (43M, 42M, 44M), (28,32), (0), (23), (0), (0), (52,34), (51M), (0)
Opponents: (45M, 29M, 45), (46,55), (22,35M), (0), (33M, 53M, 51), (0), (35,38M), (45,45M), (42), (27), (44M), (34), (0), (22,41M, 38), (33M, 27), (43M, 27M, 29, 25M, 19)

SCORING	TDR	TD	TDR	FG	PAT	S	TP
Septien	0	0	0	11/17	59/60	0	92
Dorsett	11	0	0	0/0	0/0	0	66
Hill	0	8	0	0/0	0/0	0	48
Spring	6	1	0	0/0	0/0	0	42
DuPree	0	7	0	0/0	0/0	0	42
Newhouse	6	0	0	0/0	0/0	0	36
D. Pearson	0	6	0	0/0	0/0	0	36
Johnson	0	4	0	0/0	0/0	0	24
Newsome	2	0	0	0/0	0/0	0	12
P. Pearson	0	2	0	0/0	0/0	0	12
Cosbie	0	1	0	0/0	0/0	0	6
Saldi	0	1	0	0/0	0/0	0	6
Thurman	0	0	1a	0/0	0/0	0	6
Dutton	0	0	1b	0/0	0/0	0	6
Hegman	0	0	1c	0/0	0/0	0	6
Cole	0	0	1d	0/0	0/0	0	6
D. White	1	0	0	0/0	0/0	0	6
Cowboys	26	30	4	11/17	59/60	1	454
Opponents	15	21	2*	15/28	38/38	0	311

- a 78 interception return vs. St. Louis (11/2)
 b 38 interception return vs. N.Y. Giants (10/5)
 c 0 fumble return in end zone vs. Philadelphia (10/19)
 d 43 interception return vs. Washington (11/23)
 + Zorn grounding in end zone vs. Seattle (11/27)

* Thompson 32 fumble return vs. Denver (9/14)
 Lowe 16 interception return vs. San Diego (10/26)

USUAL STARTERS

WR	Tony Hill (13)	LE	Ed Jones
LT	Jay Saldi (3)	LT	Larry Cole
LG	Pat Donovan	RT	Randy White
LT	Herb Scott	RE	Harvey Martin
C	John Fitzgerald	LLB	Mike Hegman
RG	Tom Raftery	MLB	Bob Breunig
RT	Jim Cooper	RLB	D.D. Lewis
TE	Billy Joe DuPree	LCB	Steve Wilson (10)
WR	Drew Pearson		Benny Barnes (6)
QB	Danny White	RCB	Aaron Mitchell
RB	Tony Dorsett	SS	Charlie Waters
FB	Robert Newhouse (10)	FS	Dennis Thurman
	Ron Springs (5)		
K	Raphael Septien	Pro Bowlers in Bold	
P	Danny White		

1981 ★ DALLAS COWBOYS STATISTICS ★ 1981

STAFF

PLAYERS

2017 SEASON

RECORDS

PLAYOFF
RECORDS

1981
STATISTICS

SIDELINES

FIRST PLACE, NFC EAST HEAD COACH: TOM LANDRY				
PRESEASON (2-2)				
Date	W/L	Score	Opponent	Att.
8/8	L	17-21	GREEN BAY	55,987
8/15	L	21-33	@ L.A. Rams	61,459
8/22	W	24-14	PITTSBURGH	63,504
8/29	W	28-20	HOUSTON	63,799
REGULAR SEASON (12-4)				
9/6	W	26-10	@ Washington	55,045
9/13	W	30-17	ST. LOUIS	63,602
9/21	W	35-21	@ New England	60,311
9/27	W	18-10	N.Y. GIANTS	63,449
10/4	L	17-20	@ St. Louis	49,777
10/11	L	14-45	@ San Francisco	57,574
10/18	W	29-17	L.A. RAMS	64,649
10/25	W	28-27	MIAMI	64,221
11/1	W	17-14	@ Philadelphia	72,111
11/9	W	27-14	BUFFALO	62,583
11/15	L	24-27	@ Detroit	79,694
11/22	W	24-10	WASHINGTON	64,583
11/26	W	10-9	CHICAGO	63,499
12/6	W	37-13	@ Baltimore	54,871
12/13	W	21-10	PHILADELPHIA	64,955
12/19	L	10-13	@ N.Y. Giants (OT)	73,009
1981 DIVISIONAL PLAYOFF				
1/2/82	W	38-0	TAMPA BAY	64,848
1981 NFC CHAMPIONSHIP GAME				
1/10/82	L	27-28	@ San Francisco	60,525

TEAM STATISTICS			DALLAS	OPP
FIRST DOWNS	321	286
Rushing	137	107
Passing	158	160
Penalty	26	18
Third Down-Made/Att.	99/244	72/211
Third Down Efficiency	40.6	34.1
Fourth Down-Made/Att.	5/11	7/15
TOTAL NET YARDS	5,880	5,419
Avg. Per Game	367.5	338.7
Total Plays	1,100	1,021
Avg. Per Play	5.3	5.3
NET YARDS RUSHING	2,711	2,049
Avg. Per Game	169.4	128.0
Total Rushes	630	468
Avg. Per Rush	4.3	4.4
NET YARDS PASSING	3,169	3,370
Sacked/Yards Lost	31/245	42/347
Gross Yards	3,414	3,717
Attempts/Completions	439/241	511/236
Pct. of Completions	54.9	46.2
Had Intercepted	15	37
PUNTS/AVERAGE	83/40.3	80/41.1
Net Punting Average	35.8	36.4
PUNT RET./AVG.	45/5.2	38/6.1
KICKOFF RET./AVG.	54/18.2	71/21.2
INT./AVG. RET.	37/13.0	15/8.3
PENALTIES/YARDS	103/839	104/837
FUMBLES/BALL LOST	45/20	43/16
TOUCHDOWNS	40	34
Rushing	15	16
Passing	24	17
Returns	1	1
EXTRA POINTS/ATTEMPTS	40/40	31/34
FIELD GOALS/ATTEMPTS	27/35	14/29
AVG. TIME OF POSS.	31:47	28:13

RUSHING		ATT	YDS	AVG	LG	TD			
Dorsett		342	1,646	4.8	75t	4			
Springs		172	625	3.6	16	10			
J. Jones		34	183	5.3	59t	1			
D. White		38	104	2.7	17	0			
Newsome		13	38	2.9	7	0			
Newhouse		14	33	2.3	6	0			
Cosbie		4	33	8.3	15	0			
Pearson		3	31	10.3	25	0			
DuPree		1	12	12.0	12	0			
Carano		8	9	1.1	11	0			
Hill		1	3	3.0	3	0			
Cowboys		630	2,711	4.3	75t	15			
Opponents		468	2,049	4.4	38t	16			
RECEIVING		NO	YDS	AVG	LG	TD			
Hill		46	953	20.7	63t	4			
Springs		46	359	7.8	32t	2			
Pearson		38	614	16.2	42t	3			
Dorsett		32	325	10.2	73t	2			
Johnson		25	552	22.1	55	5			
DuPree		19	214	11.3	33t	2			
Cosbie		17	225	13.2	28t	5			
Saldi		8	82	10.2	14t	1			
J. Jones		6	37	6.2	16	0			
Donley		3	32	10.7	17	0			
Newhouse		1	21	21.0	21	0			
Cowboys		241	3,414	14.2	73t	24			
Opponents		236	3,717	15.8	81t	17			
INTERCEPTIONS		NO	YDS	AVG	LG	TD			
Walls		11	133	12.1	33	0			
Thurman		9	187	20.8	96	0			
Downs		7	81	11.6	21	0			
Waters		3	21	7.0	21	0			
Breunig		2	8	4.0	8	0			
Wilson		2	0	0.0	0	0			
Brown		1	28	28.0	28	0			
Barnes		1	24	24.0	24	0			
Lewis		1	0	0.0	0	0			
Cowboys		37	482	13.0	96	0			
Opponents		15	124	8.3	41	0			
PUNTING		NO	YDS	AVG	TB	IN20	LG	BL	NET
D. White		81	3,284	40.8	7	19	60	0	36.0
Septien		2	62	31.0	0	0	33	0	31.0
Cowboys		83	3,346	40.3	7	19	60	0	35.8
Opp.		80	3,289	41.1	7	17	57	0	36.4
PUNT RETURNS		NO	FC	YDS	AVG	LG	TD		
J. Jones		33	2	188	5.7	17	0		
Fellows		11	1	44	4.4	10	0		
Donley		1	0	3	3.0	3	0		
Thurman		0	1	0	0.0	0	0		
Wilson		0	1	0	0.0	0	0		
Cowboys		45	5	235	5.2	17	0		
Opponents		38	8	231	6.1	21	0		
KICKOFF RETURNS		NO	YDS	AVG	LG	TD			
J. Jones		27	517	19.1	33	0			
Newsome		12	228	19.0	27	0			
Fellows		8	170	21.3	31	0			
Newhouse		3	34	10.4	12	0			
Wilson		2	32	16.0	17	0			
Cosbie		1	0	0.0	0	0			
Cowboys		54	981	18.2	33	0			
Opponents		71	1,508	21.2	65	0			

SCORE BY QUARTERS		1	2	3	4	OT	T	
Cowboys		91	108	57	111	0	367	
Opponents		61	81	79	53	0	277	
FIELD GOALS		11-19	20-29	30-39	40-49	50+		
Septien		1-1	11-11	8-9	7-12	0-2		
Cowboys		1-1	11-11	8-9	7-12	0-2		
Opponents		2-2	2-5	3-6	7-14	1-2		
Septien: (29,42,23,18),(47,32,25), (26,40M,26,26,25),(36,20,21),(26),(), (40,39),(48M),(39),(47,31),(43),(25,35M), (41,50M,42M),(42,35,31),(47M,43M), (60M,36)								
Opponents: (47M,42),(44M,24),(43M), (36M,42,58M),(19,37),(18,40),(40),(), (34M),(),(37,47),(27M,26,47M), (43,40M,49M),(),(49M,50), (21M,27M,40,33M,35)								
SCORING		TDR	TD	TDRI	FG	PAT	S	TP
Septien		0	0	0	27/35	40/40	0	121
Springs		10	2	0	0/0	0/0	0	72
Dorsett		4	2	0	0/0	0/0	0	36
Johnson		0	5	0	0/0	0/0	0	30
Cosbie		0	5	0	0/0	0/0	0	30
Hill		0	4	0	0/0	0/0	0	24
Pearson		0	3	0	0/0	0/0	0	18
DuPree		0	2	0	0/0	0/0	0	12
Saldi		0	1	0	0/0	0/0	0	6
Barnes		0	0	1a	0/0	0/0	0	6
J. Jones		1	0	0	0/0	0/0	0	6
Team		0	0	0	0/0	0/0	0	6
Cowboys		15	24	1	27/35	40/40	0	367
Opponents		16	17	1*	14/29	31/34	0	277

a 72 fumble return vs. San Francisco (10/11)

* Lott 41 interception return vs. San Francisco (10/11)

a 72 fumble return vs. San Francisco (10/11)

* Lott 41 interception return vs. San Francisco (10/11)

USUAL STARTERS			
WR	Tony Hill (9)	LE	Ed Jones
LT	Butch Johnson (6)	LT	John Dutton
LG	Pat Donovan	RE	Randy White
LG	Herb Scott	RT	Harvey Martin
C	Tom Raftery (13)	LLB	Mike Hegman (10)
	Robert Shaw (3)		Guy Brown (6)
RG	Kurt Peterson	MLB	Bob Breunig
RT	Jim Cooper	RLB	D.D. Lewis
TE	Billy Joe DuPree	LCB	Everson Walls (12)
WR	Drew Pearson		Steve Wilson (4)
QB	Danny White	RCB	Dennis Thurman
RB	Tony Dorsett	SS	Charlie Waters
FB	Ron Springs (13)	FS	Michael Downs
	Jay Saldi (3)		
K	Raphel Septien	Pro Bowlers in Bold	
P	Danny White		

PASSING	ATT	COMP	YDS	PCT	AVG	TD	PCT	INT	PCT	LG	SKS/YDS	RATING
D. White	391	223	3,098	57.0	7.9	22	5.6	13	3.3	73t	30/234	87.5
Carano	45	16	235	35.5	5.2	1	2.2	1	2.2	55	1/1	51.6
Pearson	2	2	81	100.0	40.5	1	50.0	0	0.0	59	0/0	121.0
Springs	1	0	0	0.0	0.0	0	0	1	0.0	0	0/0	0.0
Cowboys	439	241	3,414	54.9	7.8	24	5.5	15	3.4	73t	31/245	84.4
Opponents	511	236	3,717	46.2	7.3	17	3.3	37	7.2	81t	42/347	51.9

1982 ★ DALLAS COWBOYS STATISTICS ★ 1982

FIRST PLACE, NFC EAST HEAD COACH: TOM LANDRY

PRESEASON (3-1)				
Date	W/L	Score	Opponent	Att.
8/14	L	10-14	BUFFALO	48,612
8/21	W	26-16	@ San Diego	49,182
8/28	W	36-21	NEW ENGLAND	50,113
9/4	W	20-14	HOUSTON	60,150
REGULAR SEASON (6-3)				
9/13	L	28-36	PITTSBURGH	63,431
9/19	W	24-7	@ St. Louis	50,705
9/26			@ Minnesota	Canceled
10/3			N.Y. GIANTS	Canceled
10/10			WASHINGTON	Canceled
10/17			@ Philadelphia	Canceled
10/24			@ Cincinnati	Canceled
10/31			@ N.Y. Giants	Canceled
11/7			ST. LOUIS	Canceled
11/14			@ San Francisco	Canceled
11/21	W	14-9	TAMPA BAY	49,578
11/25	W	31-14	CLEVELAND	46,267
12/5	W	24-10	@ Washington	54,633
12/13	W	31-7	@ Houston	51,808
12/19	W	27-7	NEW ORLEANS	64,506
12/26	L	20-24	PHILADELPHIA	46,199
1/3/83	L	27-31	@ Minnesota	60,007
1982 SUPER BOWL TOURNAMENT				
1/9/83	W	30-17	TAMPA BAY	65,042
1982 SUPER BOWL TOURNAMENT				
1/16/83	W	37-26	Green Bay	63,972
1982 NFC CHAMPIONSHIP GAME				
1/22/83	L	17-31	@ Washington	55,045

TEAM STATISTICS	DALLAS	OPP
FIRST DOWNS.....	180	163
Rushing.....	70	57
Passing.....	99	95
Penalty.....	11	11
Third Down-Made/Att.....	44/111	42/125
Third Down Efficiency.....	39.6	33.6
Fourth Down-Made/Att.....	5/11	7/15
TOTAL NET YARDS.....	3,199	2,753
Avg. Per Game.....	355.4	305.9
Total Plays.....	579	581
Avg. Per Play.....	5.5	4.7
NET YARDS RUSHING.....	1,313	1,011
Avg. Per Game.....	145.9	112.3
Total Rushes.....	296	260
Avg. Per Rush.....	4.4	3.9
NET YARDS PASSING.....	1,866	1,742
Sacked/Yards Lost.....	25/264	32/260
Gross Yards.....	2,150	2,002
Attempts/Completions.....	258/160	289/152
Pct. of Completions.....	62.0	52.6
Had Intercepted.....	14	15
PUNTS/AVERAGE.....	37/41.7	49/42.7
Net Punting Average.....	37.4	35.3
PUNT RET./AVG.....	30/8.1	21/5.6
KICKOFF RET./AVG.....	32/20.3	41/22.8
INT./AVG. RET.....	15/10.9	14/8.9
PENALTIES/YARDS.....	42/304	52/431
FUMBLES/BALL LOST.....	29/12	20/10
TOUCHDOWNS.....	28	17
Rushing.....	10	5
Passing.....	16	10
Returns.....	2	2
EXTRA POINTS/ATTEMPTS.....	28/28	16/17
FIELD GOALS/ATTEMPTS.....	10/14	9/15
AVG. TIME OF POSS.....	30:49	29:11

RUSHING	ATT	YDS	AVG	LG	TD
Dorsett	177	745	4.2	99	5
Springs	59	243	4.1	46	2
Newsome	15	98	6.5	25	1
D. White	17	91	5.4	21	0
Newhouse	14	79	5.6	27	1
T. Hill	1	22	22.0	22	0
Peoples	7	22	3.1	7	0
Johnson	1	9	9.0	9	0
DuPree	1	6	6.0	6	1
Hogeboom	3	0	0.0	0	0
Cosbie	1	-2	-2.0	-2	0
Cowboys	296	1,313	4.4	99	10
Opponents	260	1,011	3.9	32	5

RECEIVING	NO	YDS	AVG	LG	TD
T. Hill	35	526	15.0	47	1
Cosbie	30	441	14.7	45	4
Pearson	26	382	14.7	48	3
Dorsett	24	179	7.5	17	0
Springs	17	163	9.6	34	2
Johnson	12	269	22.4	49	3
DuPree	7	41	5.9	12	2
Newsome	6	118	19.7	46	1
Donley	2	23	11.5	12	0
Saldivi	1	8	8.0	8	0
Cowboys	160	2,150	13.4	49	16
Opponents	152	2,002	13.2	54	10

INTERCEPTIONS	NO	YDS	AVG	LG	TD
Walls	7	61	8.7	37	0
Thurman	3	75	25.0	60	1
Downs	1	22	22.0	22	0
Dickerson	1	4	4.0	4	0
Breunig	1	1	1.0	1	0
Clinkscale	1	0	0.0	0	0
E. Jones	1	0	0.0	0	0
Cowboys	15	163	10.9	60	1
Opponents	14	125	8.9	33	1

PUNTING	NO	YDS	AVG	TB	INT	LG	BL	NET
D. White	37	1,542	41.7	2	6	56	0	37.4
Cowboys	37	1,542	41.7	2	6	56	0	37.4
Opp.	49	2,093	42.7	6	9	60	0	35.3

PUNT RETURNS	NO	FC	YDS	AVG	LG	TD
Fellows	25	0	189	7.6	17	0
R. Hill	4	0	39	9.8	26	0
Donley	1	0	14	14.0	14	0
Cowboys	30	0	242	8.1	26	0
Opponents	21	3	118	5.6	14	0

KICKOFF RETURNS	NO	YDS	AVG	LG	TD
Fellows	16	359	22.4	35	0
Donley	8	15	18.9	33	0
Newsome	4	74	18.5	26	0
J. Jones	2	46	23.0	27	0
Thurman	1	17	17.0	17	0
Cosbie	1	4	4.0	4	0
Cowboys	32	651	20.3	35	0
Opponents	41	936	22.8	40	0

PASSING	ATT	COMP	YDS	PCT	AVG	TD	T	INT	PCT	LG	SKS/YDS	RATING
D. White	247	156	2,079	63.2	8.4	16	6.5	12	4.9	49	25/264	91.1
Hogeboom	8	3	45	37.5	5.6	0	0.0	1	12.5	26	0/0	17.2
Pearson	2	1	26	50.0	13.0	0	0.0	1	50.0	26	0/0	56.3
Dorsett	1	0	0	0.0	0.0	0	0.0	0	0.0	0	0/0	59.6
Cowboys	258	160	2,150	62.0	8.3	16	6.2	14	5.4	49	25/264	86.6
Opponents	289	152	2,002	52.6	6.9	10	3.5	15	5.2	54	32/260	64.8

SCORE BY QUARTERS	1	2	3	4	OT	T
Cowboys	17	100	51	58	0	226
Opponents	23	34	27	61	0	145

FIELD GOALS	11-19	20-29	30-39	40-49	50+
Septien	1-1	3-3	3-4	2-4	1-2
Cowboys	1-1	3-3	3-4	2-4	1-2
Opponents	0-0	6-8	1-2	2-5	0-0

Septien: (52M),(44M,25),(C),(C),(C),(C),(C),(C),(C),(C),(32M,40),(31),(22,36,53),(18,33),(47M,42,22)
Opponents: (35B,26,43,40),(40M),(C),(C),(C),(C),(C),(C),(C),(C),(26,27,26,24M),(1,38),(1,29B,40M,43M),(22),(28)

SCORING	TDR	TDP	TDR1	FG	PAT	S	TP
Septien	0	0	0	10/14	28/28	0	58
Dorsett	5	0	0	0/0	0/0	0	30
Cosbie	0	4	0	0/0	0/0	0	24
Springs	2	2	0	0/0	0/0	0	24
DuPree	1	2	0	0/0	0/0	0	18
Johnson	0	3	0	0/0	0/0	0	18
Pearson	0	3	0	0/0	0/0	0	18
Newsome	1	1	0	0/0	0/0	0	12
Downs	0	0	1a	0/0	0/0	0	6
T. Hill	0	1	1b	0/0	0/0	0	6
Newhouse	1	0	0	0/0	0/0	0	6
Thurman	0	0	0	0/0	0/0	0	6
Cowboys	10	16	2	10/14	28/28	0	226
Opponents	5	10	2*	9/15	16/17	0	145

a 86 fumble return vs. Houston (12/13)
b 60 interception return vs. Minnesota (1/3)

* Brown 0 fumble return vs. Philadelphia (12/26)
Turner 33 interception return vs. Minnesota (1/3)

USUAL STARTERS

WR Tony Hill	LE Ed Jones
LT Pat Donovan	LT John Dutton
LG Howard Richards	RT Randy White
C Tom Raftery	RE Harvey Martin
RG Kurt Peterson	LLB Mike Hegman
RT Jim Cooper	MLB Bob Breunig
TE Doug Cosbie	RLB Guy Brown
WR Drew Pearson	LCB Everson Walls
QB Danny White	RCB Dennis Thurman
RB Tony Dorsett	SS Benny Barnes
FB Ron Springs	FS Michael Downs
K Raphael Septien	Pro Bowlers in Bold
P Danny White	

1983 ★ DALLAS COWBOYS STATISTICS ★ 1983

STAFF

PLAYERS

2017 SEASON

RECORDS

PLAYOFF
RECORDS

1983
STATISTICS

SIDELINES

SECOND PLACE, NFC EAST HEAD COACH: TOM LANDRY

PRESEASON (3-1)					Att.
Date	W/L	Score	Opponent		
8/6	W	20-17	MIAMI		46,826
8/15	W	30-7	@ L.A. Rams		54,268
8/20	L	7-24	PITTSBURGH		62,164
8/27	W	34-31	HOUSTON		54,363
REGULAR SEASON (12-4)					Att.
Date	W/L	Score	Opponent		
9/5	W	31-30	@ Washington		55,045
9/11	W	34-17	@ St. Louis		48,532
9/18	W	28-13	N.Y. GIANTS		62,347
9/25	W	21-20	NEW ORLEANS		62,136
10/2	W	37-24	@ Minnesota		60,774
10/9	W	27-24	TAMPA BAY (OT)		63,308
10/16	W	37-7	PHILADELPHIA		63,070
10/23	L	38-40	L.A. RAIDERS		64,991
10/30	W	38-20	@ N.Y. Giants		76,142
11/6	W	27-20	@ Philadelphia		71,236
11/13	L	23-24	@ San Diego		46,192
11/20	W	41-21	KANSAS CITY		64,103
11/24	W	35-17	ST. LOUIS		60,764
12/4	W	35-10	@ Seattle		63,352
12/11	L	10-31	WASHINGTON		65,074
12/19	L	17-42	@ San Francisco		59,957

1983 WILD CARD GAME

12/26	L	17-24	L.A. RAMS		43,521
-------	---	-------	-----------	--	--------

TEAM STATISTICS

	DALLAS	OPP
FIRST DOWNS	342	286
Rushing	109	82
Passing	205	181
Penalty	28	23
Third Down-Made/Att.	94/225	80/222
Third Down Efficiency	41.8	36.0
Fourth Down-Made/Att.	4/9	9/17
TOTAL NET YARDS	5,959	5,427
Avg. Per Game	372.4	339.2
Total Plays	1,110	1,025
Avg. Per Play	5.4	5.3
NET YARDS RUSHING	2,117	1,499
Avg. Per Game	132.3	93.7
Total Rushes	519	410
Avg. Per Rush	4.1	3.7
NET YARDS PASSING	3,842	3,928
Sacked/Yards Lost	37/314	57/437
Gross Yards	4,156	4,365
Attempts/Completions	554/346	558/299
Pct. of Completions	62.5	53.6
Had Intercepted	25	27
PUNTS/AVERAGE	83/39.4	84/41.9
Net Punting Average	31.4	34.0
PUNT RET./AVG.	51/9.0	53/11.1
KICKOFF RET./AVG.	70/19.3	78/23.2
INT./AVG. RET.	27/17.3	25/14.3
PENALTIES/YARDS	99/847	100/873
FUMBLES/BALL LOST	30/14	31/21
TOUCHDOWNS	59	42
Rushing	21	12
Passing	31	27
Returns	7	3
EXTRA POINTS/ATTEMPTS	57/59	42/42
FIELD GOALS/ATTEMPTS	22/27	22/30
AVG. TIME OF POSS.	33:08	26:52

RUSHING	ATT	YDS	AVG	LG	TD
Dorsett	289	1,321	4.6	77	8
Springs	149	541	3.6	19†	7
Newsome	44	185	4.2	20	2
Newhouse	9	34	3.8	8	0
D. White	18	31	1.7	22	4
Pearson	2	13	6.5	10	0
T. Hill	1	2	2.0	2	0
Johnson	1	0	0.0	0	0
Hogeboom	6	-10	-1.7	-1	0

Cowboys	519	2,117	4.1	77	21
Opponents	410	1,499	3.7	32	12

RECEIVING	NO	YDS	AVG	LG	TD
Springs	73	589	8.1	80†	1
T. Hill	49	801	16.4	75†	7
Pearson	47	545	11.6	32	5
Cosbie	46	588	12.8	61†	6
Johnson	41	561	13.7	46	3
Dorsett	40	287	7.2	19	1
Donley	18	370	20.6	47	2
Newsome	18	250	13.9	52†	4
DuPre	12	142	11.8	28	1
D. White	1	15	15.0	15†	1
Rafferty	1	8	8.0	8	0

Cowboys	346	4,156	12.0	80†	31
Opponents	299	4,365	14.6	83†	27

INTERCEPTIONS	NO	YDS	AVG	LG	TD
Thurman	6	49	8.2	34	0
Fellows	5	139	27.8	58†	1
Downs	4	80	20.0	28	0
Walls	4	70	17.5	37	0
Clinkscale	2	68	34.0	68†	1
T. Hill	2	12	6.0	12	0
DuPre	1	29	29.0	29	0
Bates	1	12	12.0	12	0
Jones	1	8	8.0	8	0
Dickerson	1	8	8.0	8	0
Breunig	1	0	0.0	0	0

Cowboys	27	467	17.3	68†	2
Opponents	25	358	14.3	48†	1

PUNTING	NO	YDS	AVG	TD	IN20	LG	BL	NET
D. White	38	1,543	40.6	3	6	50	1	36.0
Warren	39	1,551	39.8	1	8	54	0	32.0
Miller	5	178	35.6	0	2	43	0	21.2

Cowboys	83	3,272	39.4	4	16	54	1	31.4
Opp.	84	3,515	41.9	10	23	59	0	34.0

PUNT RETURNS	NO	FC	YDS	AVG	LG	TD
R. Hill	30	2	232	7.7	37	0
Fellows	10	3	75	7.5	14	0
Allen	9	1	153	17.0	68†	1
Donley	1	0	1	1.0	1	0
Newhouse	1	0	0	0.0	0	0

Cowboys	51	6	461	9.0	68†	1
Opponents	53	9	588	11.1	56	0

KICKOFF RETURNS	NO	YDS	AVG	LG	TD
Fellows	43	855	19.9	53	0
R. Hill	13	243	18.7	40	0
Allen	8	178	22.3	31	0
Cosbie	2	17	8.5	10	0
Newsome	1	28	28.0	28	0
McSwain	1	17	17.0	17	0
Springs	1	13	13.0	13	0
Hutther	1	0	0.0	0	0

Cowboys	70	1,351	19.3	53	0
Opponents	78	1,806	23.2	66	0

SCORE BY QUARTERS	1	2	3	4	OT	T
Cowboys	75	154	79	168	3	479
Opponents	120	84	70	86	0	360

FIELD GOALS	11-19	20-29	30-39	40-49	50+
Seption	0-0	5-5	8-8	9-12	0-2
Cowboys	0-0	5-5	8-8	9-12	0-2
Opponents	2-2	8-8	7-8	4-8	1-4

Seption: (26),(45,24),(1),(41,34),(45,53M,45,35), (41,48M,42),(31,46,34),(23),(42M,36), (39,23),(50M,37),(25,40),(0),(35), (47,46M)
Opponents: (23,30,39,31M),(23),(31,27), (45M,19,42,43B),(41),(48,47M),(1), (37,24,26,26),(27,29),(52M,19,37),(37), (51M),(42),(54),(49M,38),(52M)

SCORING	TD	TOP	TDRI	FG	PAT	S	TP
Seption	0	0	0	22/27	57/59	0	123
Dorsett	8	1	0	0/0	0/0	0	54
Springs	7	1	0	0/0	0/0	0	48
T. Hill	0	7	0	0/0	0/0	0	42
Cosbie	0	6	0	0/0	0/0	0	36
Newsome	2	4	0	0/0	0/0	0	36
Pearson	0	5	0	0/0	0/0	0	30
D. White	4	1	0	0/0	0/0	0	30
Johnson	0	3	0	0/0	0/0	0	18
Donley	0	2	0	0/0	0/0	0	12
Fellows	0	0	2a	0/0	0/0	0	12
Allen	0	0	1b	0/0	0/0	0	6
Clinkscale	0	0	1c	0/0	0/0	0	6
Downs	0	0	1d	0/0	0/0	0	6
DuPre	0	1	0	0/0	0/0	0	6
Hegman	0	0	1e	0/0	0/0	0	6
Thurman	0	0	1f	0/0	0/0	0	6
Dickerson	0	0	0	0/0	0/0	1+	2
Cowboys	21	31	7	22/27	57/59	1	479
Opponents	12	27	3*	22/30	42/42	0	360

- a 62 blocked FG return vs. New Orleans (9/25)
- 58 interception return vs. Minnesota (10/2)
- b 68 punt return vs. Kansas City (11/20)
- c 68 interception return vs. New York (9/18)
- d 10 fumble return vs. New York (9/18)
- e 9 fumble return vs. Los Angeles (10/23)
- f 0 fumble recovery vs. St. Louis (9/11)
- + tackle Stabler in end zone vs. New Orleans (9/25)

* Nelson 21 blocked punt return vs. S.D. (11/13)
Wright 48 int. return vs. San Francisco (12/19)
McLemore 56 punt return vs. San Francisco (12/19)

USUAL STARTERS

WR	TE	LE	Ed Jones
Tony Hill (9)	Butch Johnson (3)	LT	John Dutton
Billy Joe DuPre (3)	RT	Randy White	
Pat Donovan	RE	Harvey Martin	
Herb Scott	LLB	Mike Hegman	
Tom Rafferty	MLB	Bob Breunig	
Kurt Peterson	LCB	Anthony Dickerson	
Jim Cooper	ECB	Everson Walls	
Doug Cosbie	RCB	Dennis Thurman	
Drew Pearson	SS	Dextor Clinkscale	
Danny White	FS	Michael Downs	
Tony Dorsett	P	Danny White (10)	
Ron Springs		John Warren (3)	

K Raphael Seption

Pro Bowlers in Bold

PASSING	ATT	COMP	YDS	PCT	AVG	ATT	TD	PCT	PCT	LG	SKS/YDS	RATING
D. White	533	334	3,980	62.7	7.5	29	5.4	23	4.3	80†	37/314	85.6
Hogeboom	17	11	161	64.7	9.5	1	5.9	1	5.9	24	0/0	90.6
Springs	2	1	15	50.0	7.5	1	50.0	0	0.0	15†	0/0	121.0
Dorsett	1	0	0	0.0	0.0	0	0.0	0	0.0	0	0/0	39.6
Pearson	1	0	0	0.0	0.0	0	0.0	1	100.0	0	0/0	39.6
Cowboys	554	346	4,156	62.5	7.5	31	5.6	25	4.5	80†	37/314	85.2
Opponents	558	299	4,365	53.6	7.8	27	4.8	27	4.8	83†	57/437	75.3

1984 ★ DALLAS COWBOYS STATISTICS ★ 1984

FOURTH PLACE, NFC EAST HEAD COACH: TOM LANDRY

PRESEASON (3-1)				
Date	W/L	Score	Opponent	Att.
8/4	W	31-17	GREEN BAY	43,371
8/11	W	24-13	@ San Diego	50,740
8/16	L	10-20	PITTSBURGH	55,558
8/25	W	31-24	HOUSTON	53,877
REGULAR SEASON (9-7)				
9/3	W	20-13	@ L.A. Rams	65,403
9/9	L	7-28	@ N.Y. Giants	75,921
9/16	W	23-17	PHILADELPHIA	64,521
9/23	W	20-6	GREEN BAY	64,222
9/30	W	23-14	@ Chicago	63,623
10/7	L	20-31	ST. LOUIS	61,438
10/14	L	14-34	@ Washington	55,431
10/21	W	30-27	NEW ORLEANS (OT)	50,966
10/28	W	22-3	INDIANAPOLIS	58,724
11/4	L	7-19	N.Y. GIANTS	60,235
11/11	W	24-17	@ St. Louis	48,721
11/18	L	3-14	@ Buffalo	74,391
11/22	W	20-17	NEW ENGLAND	55,341
12/2	W	26-10	@ Philadelphia	66,322
12/9	L	28-30	WASHINGTON	64,286
12/17	L	21-28	@ Miami	74,139

TEAM STATISTICS	DALLAS	OPP
FIRST DOWNS.....	323	283
Rushing.....	93	106
Passing.....	202	155
Penalty.....	28	22
Third Down-Made/Att.....	83/238	83/247
Third Down Efficiency.....	34.9	33.6
Fourth Down-Made/Att.....	3/7	5/16
TOTAL NET YARDS.....	5,320	5,036
Avg. Per Game.....	332.5	314.8
Total Plays.....	1,121	1,094
Avg. Per Play.....	4.8	4.6
NET YARDS RUSHING.....	1,714	2,226
Avg. Per Game.....	107.1	139.1
Total Rushes.....	469	510
Avg. Per Rush.....	3.7	4.4
NET YARDS PASSING.....	3,606	2,810
Sacked/Yards Lost.....	48/389	57/390
Gross Yards.....	3,995	3,200
Attempts/Completions.....	604/322	527/250
Pct. of Completions.....	53.3	47.4
Had Intercepted.....	26	28
PUNTS/AVERAGE.....	108/38.2	99/42.8
Net Punting Average.....	34.0	36.3
PUNT RET./AVG.....	54/8.3	55/4.2
KICKOFF RET./AVG.....	63/19.0	65/20.2
INT./AVG. RET.....	28/10.6	26/14.7
PENALTIES/YARDS.....	100/947	93/854
FUMBLES/BALL LOST.....	35/17	35/16
TOUCHDOWNS.....	34	36
Rushing.....	12	8
Passing.....	19	23
Returns.....	3	5
EXTRA POINTS/ATTEMPTS.....	33/34	35/36
FIELD GOALS/ATTEMPTS.....	23/29	19/28
AVG TIME OF POSSESSION.....	29:06	31:06

RUSHING	ATT	YDS	AVG	LG	TD
Dorsett	302	1,189	3.9	31	6
Newsome	66	268	4.1	30	5
Springs	68	197	2.9	16	1
D. White	6	21	3.5	8	0
Hogeboom	15	19	1.3	11	0
J. Jones	8	13	1.6	6	0
T. Hill	1	7	7.0	7	0
Donley	2	5	2.5	6	0
Smith	1	-5	-5.0	-5	0

Cowboys	469	1,714	3.7	31	12
Opponents	510	2,226	4.4	85	8

RECEIVING	NO	YDS	AVG	LG	TD
Cosbie	60	789	13.2	36	4
Hill	58	864	14.9	66	5
Dorsett	51	459	9.0	68	1
Springs	46	454	9.9	57	3
Renfro	35	583	16.7	60	2
Donley	32	473	14.8	49	2
Newsome	26	263	10.1	29	0
J. Jones	7	57	8.1	19	1
Cornwell	2	23	11.5	13	1
Harris	1	9	9.0	9	0
Phillips	1	6	6.0	6	0
Pozderac	1	1	1.0	1	0
Carmichael	1	7	7.0	7	0
Smith	1	7	7.0	7	0

Cowboys	322	3,995	12.4	68	19
Opponents	250	3,200	12.8	80	23

INTERCEPTIONS	NO	YDS	AVG	LG	TD
Downs	7	126	18.0	27	1
Thurman	5	81	16.2	43	1
Clinkscale	3	32	10.7	23	0
Walls	3	12	4.0	12	0
Fellows	3	3	1.0	3	0
Hegman	3	3	1.0	3	0
Lockhart	1	32	32.0	32	0
Scott	1	5	5.0	5	0
Bates	1	3	3.0	3	0
Dickerson	1	0	0.0	0	0
Cowboys	28	297	10.6	43	2
Opponents	26	372	14.3	49	4

PUNTING	NO	YDS	AVG	TB	IN20	LG	BL	NET
D. White	82	3,151	38.4	8	21	54	0	36.0
Warren	21	799	38.1	3	3	48	0	32.0
Miller	5	173	34.6	0	1	41	0	21.2
Cowboys	108	4,123	38.2	11	25	54	0	34.0
Opp.	99	4,236	42.8	10	23	59	1	36.3

PUNT RETURNS	NO	FC	YDS	AVG	LG	TD
Allen	54	15	446	8.3	18	0
Cowboys	54	15	446	8.3	18	0
Opponents	55	19	230	4.2	19	0

KICKOFF RETURNS	NO	YDS	AVG	LG	TD
Allen	33	666	20.2	34	0
McSwain	20	403	20.2	32	0
Fellows	6	94	15.7	23	0
Salonen	2	30	15.0	22	0
Granger	2	6	3.0	5	0
Cowboys	63	1,199	19.0	34	0
Opponents	65	1,310	20.2	64	0

PASSING	ATT	COMP	YDS	PCT	AVG	TD	PCT INT	PCT LG	SKS/YDS	RATING
Hogeboom	367	195	2,366	53.1	6.5	7	1.9	14	3.8	68
D. White	233	126	1,580	54.1	6.8	11	4.7	11	4.7	66
Renfro	2	1	49	50.0	24.5	1	50.0	0	0.0	49
Springs	1	0	0	0.0	0.0	0	0.0	0	0.0	0
Dorsett	1	0	0	0.0	0.0	0	0.0	1	100.0	0
Cowboys	604	322	3,995	53.3	6.6	19	3.2	26	4.3	68
Opponents	527	250	3,200	47.4	6.1	23	4.4	28	5.3	80

SCORE BY QUARTERS	1	2	3	4	OT	T
Cowboys	65	89	56	95	3	308
Opponents	64	81	91	72	0	308

FIELD GOALS	11-19	20-29	30-39	40-49	50+
Septien	2-2	6-7	9-9	4-8	2-3
Cowboys	2-2	6-7	9-9	4-8	2-3
Opponents	0-0	8-8	7-9	2-8	2-3

Septien: (31,52), (1), (28M, 47, 51, 30), (32, 42), (44, 32, 23), (52M, 35, 36), (1), (36, 27, 41), (19, 19, 24), (1), (42M, 35, 48M, 45B), (20, 47M), (28, 23), (32), (1), (1)
Opponents: (31, 36), (1), (39, 39M), (37M), (41M, 43M), (46M, 22), (20, 22, 47M), (49, 50, 45M), (52), (40, 38, 23, 27), (49B, 30), (1), (29, 56M), (23), (31, 34, 21), (1)

SCORING	TDR	TDP	TDR	FG	PAT	S	TP
Septien	0	0	0	23/29	33/34	0	102
Dorsett	6	1	0	0/0	0/0	0	42
T. Hill	0	5	0	0/0	0/0	0	30
Newsome	5	0	0	0/0	0/0	0	30
Cosbie	0	4	0	0/0	0/0	0	24
Springs	1	3	0	0/0	0/0	0	24
Donley	0	2	0	0/0	0/0	0	12
Renfro	0	2	0	0/0	0/0	0	12
Cornwell	0	1	0	0/0	0/0	0	6
Downs	0	0	1a	0/0	0/0	0	6
Jeffcoat	0	0	1b	0/0	0/0	0	6
J. Jones	0	1	0	0/0	0/0	0	6
Thurman	0	0	1c	0/0	0/0	0	6
Dutton	0	0	0	0/0	0/0	1+	2
Cowboys	12	19	3	23/29	33/34	1	308
Opponents	8	23	5*	19/28	35/36	0	308

- a 27 interception return vs. New England (11/22)
 b 0 fumble recovery vs. New Orleans (10/21)
 c 38 interception return vs. Philadelphia (12/2)
 + tackle in end zone vs. Philadelphia (12/2)
- * Headen 81 fumble return vs. N.Y. Giants (9/9)
 R. Brown 5 int. return vs. Green Bay (9/23)
 Coleman 49 int. return vs. Washington (10/14)
 Winston 43 int. return vs. New Orleans (10/21)
 Green 32 interception return vs. Washington (12/9)

USUAL STARTERS

WR	Tony Hill (11)	LE	Ed Jones
	Doug Donley (4)	LT	John Dutton
LT	Phil Pozderac (7)	RT	Randy White
	Hert Scott (5)	RE	Jim Jeffcoat
	Howard Richards (4)	RLB	Mike Hegman
LG	Glen Tiltersor (12)	MLB	Bob Breunig (8)
	Hert Scott (4)	OLB	Eugene Lockhart (8)
C	Tom Rafferty	RLB	Anthony Dickerson
RG	Jim Cooper (7)	LCB	Everson White
	Phil Pozderac (7)	RCB	Ron Falls
TE	Kurt Peterson	SS	Dextor Clinkscale
DT	Doug Cosbie	FS	Michael Downs
WR	Mike Renfro (11)		
	Doug Donley (5)	K	Raphel Septien
QB	Gary Hogeboom (10)	P	Danny White (12)
	Danny White (6)		John Warren (3)
RB	Tony Dorsett	ST	Bill Bates
FB	Ron Springs (12)		
	Timmy Newsome (4)		<i>Pro Bowlers in Bold</i>

1985 ★ DALLAS COWBOYS STATISTICS ★ 1985

FIRST PLACE, NFC EAST HEAD COACH: TOM LANDRY

PRESEASON (4-0)				
Date	W/L	Score	Opponent	Att.
8/10	W	27-3	GREEN BAY	41,847
8/17	W	27-24	@ San Diego (OT)	48,596
8/26	W	15-13	CHICAGO	49,540
8/31	W	20-10	HOUSTON	53,812

REGULAR SEASON (10-6)				
Date	W/L	Score	Opponent	Att.
9/9	W	44-14	WASHINGTON	62,292
9/15	L	21-26	@ Detroit	72,985
9/22	W	20-7	CLEVELAND	61,456
9/29	W	17-10	@ Houston	49,686
10/6	W	30-29	@ N.Y. Giants	74,981
10/13	W	27-13	PITTSBURGH	62,932
10/20	L	14-16	@ Philadelphia	70,114
10/27	W	24-10	ATLANTA	57,941
11/4	L	10-21	@ St. Louis	49,347
11/10	W	13-7	@ Washington	55,750
11/17	L	0-44	CHICAGO	63,855
11/24	W	34-17	PHILADELPHIA	54,047
11/28	W	35-17	ST. LOUIS	54,125
12/8	L	24-50	@ Cincinnati	56,936
12/15	W	28-21	N.Y. GIANTS	62,310
12/22	L	16-31	@ San Francisco	60,114

1985 DIVISIONAL PLAYOFF

1/4/86	L	0-20	@ L.A. Rams	66,351
--------	---	------	-------------	--------

TEAM STATISTICS			DALLAS	OPP
FIRST DOWNS	336	312
Rushing	95	98
Passing	208	193
Penalty	33	21
Third Down-Made/Att.	96/227	87/228
Third Down Efficiency	42.3	38.2
Fourth Down-Made/Att.	5/9	7/17
TOTAL NET YARDS	5,602	5,608
Avg. Per Game	350.1	350.5
Total Plays	1,093	1,076
Avg. Per Play	5.1	5.2
NET YARDS RUSHING	1,741	1,853
Avg. Per Game	108.8	115.8
Total Rushes	462	465
Avg. Per Rush	3.8	4.0
NET YARDS PASSING	3,861	3,755
Sacked/Yards Lost	44/375	62/459
Gross Yards	4,236	4,214
Attempts/Completions	587/344	549/279
Pct. of Completions	58.6	50.8
Had Intercepted	25	33
PUNTS/AVERAGE	83/41.4	78/41.3
Net Punting Average	35.3	36.7
PUNT RET./AVG.	40/5.9	44/6.5
KICKOFF RET./AVG.	62/19.5	68/19.3
INT./AVG. RET.	33/8.0	25/12.8
PENALTIES/YARDS	100/759	108/990
FOULS/BALL LOST	29/16	24/15
TOUCHDOWNS	43	40
Rushing	11	18
Passing	27	20
Returns	5	2
EXTRA POINTS/ATTEMPTS	42/43	37/40
FIELD GOALS/ATTEMPTS	19/28	18/27
AVG TIME OF POSSESSION	30:34	29:26

RUSHING	ATT	YDS	AVG	LG	TD
Dorsett	305	1,307	4.3	60t	7
Newsome	88	252	2.9	15	2
Hogeboom	8	48	6.0	15	1
D. White	22	44	2.0	21	1
Williams	13	40	3.1	9	0
Lavette	13	34	2.6	10	0
Fowler	7	25	3.6	6	0
J. Jones	1	0	0.0	0	0
Banks	1	-1	-1.0	-1	0
Pelluer	3	-2	-0.7	1	0
Hill	1	-6	-6.0	-6	0
Cowboys	462	1,741	3.8	60t	11
Opponents	465	1,853	4.0	74t	18

RECEIVING	NO	YDS	AVG	LG	TD
Hill	74	1,113	15.0	53t	7
Cosbie	64	793	12.4	42	6
Renfro	60	955	15.9	58t	8
Dorsett	46	449	9.8	56t	3
Newsome	46	361	7.9	24	1
J. Jones	24	179	7.5	35	0
Powe	15	237	16.9	34	0
Cornwell	6	77	12.8	32	1
Fowler	5	24	4.8	10	0
Gonzalez	3	28	9.3	13	0
D. White	1	12	12.0	12t	1
Lavette	1	8	8.0	8	0
Cowboys	344	4,236	12.3	58t	27
Opponents	279	4,214	15.1	70t	20

INTERCEPTIONS	NO	YDS	AVG	LG	TD
Walls	9	31	3.4	19	0
Thurman	5	21	4.2	21t	1
Fellows	4	52	13.0	29	0
Bates	4	15	3.8	8	0
Clinkscale	3	16	5.3	11	0
Downs	3	11	3.7	11	0
Scott	2	26	13.0	26t	1
Jeffcoat	1	65	65.0	65t	1
Lockhart	1	19	19.0	19t	1
Hegman	1	7	7.0	7	0
Cowboys	33	263	8.0	65t	4
Opponents	25	319	12.8	47	2

PUNTING	NO	YDS	AVG	TB	IN20	LG	BL	NET
Saxon	82	3,396	41.9	10	20	57	1	35.6
D. White	1	43	43.0	1	0	43	0	36.0
Cowboys	83	3,439	41.4	11	20	57	1	35.3
Opp.	78	3,218	41.3	6	23	60	1	36.7

PUNT RETURNS	NO	FC	YDS	AVG	LG	TD
Bates	22	6	152	6.9	21	0
Gonzalez	15	5	58	3.9	13	0
Banks	3	3	27	9.0	28	0
Cowboys	40	14	237	5.9	28	0
Opponents	44	10	286	6.5	19	0

KICKOFF RETURNS	NO	YDS	AVG	LG	TD
Lavette	34	682	20.1	34	0
Duckett	9	173	19.2	25	0
J. Jones	9	161	17.9	26	0
Williams	6	129	21.5	30	0
Fowler	3	48	16.0	20	0
Powe	1	17	17.0	17	0
Cowboys	62	1,210	19.5	34	0
Opponents	68	1,310	19.3	43	0

SCORE BY QUARTERS										
	1	2	3	4	OT	T				
Cowboys	55	122	78	102	0	357				
Opponents	66	73	98	96	0	333				

FIELD GOALS										
	11-19	20-29	30-39	40-49	50+					
Septien	1-1	5-5	8-11	4-9	1-2					
Cowboys	1-1	5-5	8-11	4-9	1-2					
Opponents	0-0	3-4	10-11	5-11	0-1					

Septien: (53,39,43),(42M,44M),(39,49M,33),
(47M,33M,36M,35,36M),(22,29,31),
(47M,38,39),(),(28),(18),(40,50M,36),
((),(),(),(21),(),(29,48,41)
Opponents: ((),34,46,48M),(),(33,37M),
(23,37,47),(48,49M,34),(39,33,36),
(38,46M,27M),(45M),(49M),(44,46,22),
(26),(38,53M),(49M),(),(39)

SCORING	TD	R	TOP	TDRI	FG	PAT	S	TP
Septien	0	0	0	19/28	42/43	0	99	
Dorsett	7	3	0	0/0	0/0	0	60	
Renfro	0	8	0	0/0	0/0	0	48	
Hill	0	7	0	0/0	0/0	0	42	
Cosbie	0	6	0	0/0	0/0	0	36	
Newsome	2	1	0	0/0	0/0	0	18	
D. White	1	1	0	0/0	0/0	0	12	
Cornwell	0	1	0	0/0	0/0	0	6	
Hogeboom	1	0	0	0/0	0/0	0	6	
Jeffcoat	0	0	1a	0/0	0/0	0	6	
Lockhart	0	0	1b	0/0	0/0	0	6	
Penn	0	0	1c	0/0	0/0	0	6	
Scott	0	0	1d	0/0	0/0	0	6	
Thurman	0	0	1e	0/0	0/0	0	6	
Cowboys	11	27	5	19/28	42/43	0	357	
Opponents	8	20	2*	18/27	37/40	1	333	

- a 65 interception return vs. N.Y. Giants (12/15)
- b 19 interception return vs. Pittsburgh (10/13)
- c 46 block punt return vs. Cincinnati (12/8)
- d 26 interception return vs. Washington (9/9)
- e 21 interception return vs. Washington (9/9)

* Dent 1 interception return vs. Chicago (11/17)
Richardson 36 int. return vs. Chicago (11/17)
+ Browner safety vs. Cincinnati (12/8)

USUAL STARTERS

WR	Tony Hill	LE	Ed Jones
LT	Chris Schultz (8)	LT	John Dutton
	Phil Pozderac (7)	RT	Randy White
LG	Glen Tiensor	RE	Jim Jeffcoat
C	Tom Rafferty	LLB	Mike Hegman
RG	Kurt Peterson	MLB	Eugene Lockhart
TE	Jim Cooper	RLB	Jeff Rohrer
RT	Doug Cosbie	LCB	Eversen Walls
QB	Mike Renfro	RCB	Ron Fellows (11)
WR	Danny White		Victor Scott (3)
RB	Tony Dorsett	SS	Dextor Clinkscale
FB	Timmy Newsome	FS	Michael Downs
K	Raphael Septien	<i>Pro Bowlers in Bold</i>	
P	Mike Saxon		

PASSING	ATT	COMP	YDS	PCT	AVG	TD	PCT	TD	INT	PCT	LG	SKS/YDS	RATING
D. White	450	267	3,157	59.3	7.0	21	4.7	17	3.8	56t	30/257	80.6	
Hogeboom	126	70	978	55.6	7.8	5	4.0	7	5.6	58t	14/118	70.8	
Pelluer	8	5	47	62.5	5.9	0	0.0	0	0.0	28	0/0	78.7	
Hill	1	1	42	100.0	42.0	0	0.0	0	0.0	42	0/0	118.8	
J. Jones	2	1	12	50.0	6.0	1	50.0	1	50.0	12t	0/0	68.8	
Cowboys	587	344	4,236	58.6	7.2	27	4.6	25	4.3	58t	44/375	78.6	
Opponents	549	279	4,214	50.8	7.7	20	3.6	33	6.0	70t	62/459	63.5	

1986 ★ DALLAS COWBOYS STATISTICS ★ 1986

THIRD PLACE, NFC EAST HEAD COACH: TOM LANDRY

PRESEASON (0-5)					Att.
Date	W/L	Score	Opponent		
8/3	L	6-17	Chicago @ London		82,699
8/9	L	0-20	@ San Diego		47,744
8/16	L	19-24	@ L.A. Raiders		52,153
8/22	L	28-41	PITTSBURGH		54,299
8/30	L	14-17	HOUSTON		62,239
REGULAR SEASON (7-9)					Att.
Date	W/L	Score	Opponent		
9/8	W	31-28	N.Y. GIANTS		59,804
9/14	W	31-7	@ Detroit		73,812
9/21	L	35-37	ATLANTA		62,880
9/29	W	31-7	@ St. Louis		49,077
10/5	L	14-29	@ Denver		76,082
10/12	W	30-6	WASHINGTON		63,264
10/19	W	17-14	@ Philadelphia		68,572
10/26	W	37-6	ST. LOUIS		60,756
11/2	L	14-17	@ N.Y. Giants		74,871
11/9	L	13-17	L.A. RAIDERS		61,708
11/16	W	24-21	@ San Diego		55,622
11/23	L	13-41	@ Washington		55,642
11/27	L	14-31	SEATTLE		58,023
12/7	L	10-29	@ L.A. Rams		64,949
12/14	L	21-23	PHILADELPHIA		46,117
12/21	L	10-24	CHICAGO		57,256

TEAM STATISTICS		DALLAS	OPP
FIRST DOWNS.....	325	286	
Rushing.....	98	118	
Passing.....	199	148	
Penalty.....	28	20	
Third Down-Made/Att.....	80/213	89/226	
Third Down Efficiency.....	37.6	39.4	
Fourth Down-Made/Att.....	6/14	4/7	
TOTAL NET YARDS.....	5,474	4,985	
Avg. Per Game.....	342.2	311.6	
Total Plays.....	1,054	1,017	
Avg. Per Play.....	5.2	4.9	
NET YARDS RUSHING.....	1,969	2,200	
Avg. Per Game.....	123.1	137.5	
Total Rushes.....	447	500	
Avg. Per Rush.....	4.4	4.4	
NET YARDS PASSING.....	3,505	2,785	
Sacked/Yards Lost.....	60/498	53/364	
Gross Yards.....	4,003	3,149	
Attempts/Completions.....	547/319	464/226	
Pct. of Completions.....	58.3	48.7	
Had Intercepted.....	24	17	
PUNTS/AVERAGE.....	87/40.2	87/41.6	
Net Punting Average.....	34.5	36.6	
PUNT RET./AVG.....	46/5.5	41/7.3	
KICKOFF RET./AVG.....	59/20.5	66/20.6	
INT./AVG. RET.....	44/17	29/18	
PENALTIES/YARDS.....	111/931	90/817	
FUMBLES/BALL LOST.....	44/17	29/18	
TOUCHDOWNS.....	43	41	
Rushing.....	21	17	
Passing.....	21	21	
Returns.....	1	3	
EXTRA POINTS/ATTEMPTS.....	43/43	39/41	
FIELD GOALS/ATTEMPTS.....	15/21	16/30	
AVG TIME OF POSSESSION.....	31:14	28:46	

RUSHING	ATT	YDS	AVG	LG	TD
Dorsett	184	748	4.1	33	5
Walker	151	737	4.9	84	12
Pelluer	41	255	6.2	21	1
Newsome	34	110	3.2	13	2
Collier	6	53	8.8	21	0
Clack	4	19	4.8	8	0
D. White	8	16	2.0	10	1
Sherrard	2	11	5.5	8	0
Cosbie	1	9	9.0	9	0
Lavette	10	6	0.6	5	0
Fowler	6	5	0.8	2	0
Cowboys	447	1,969	4.4	84	21
Opponents	500	2,200	4.4	50	17

RECEIVING	NO	YDS	AVG	LG	TD
Walker	76	837	11.0	84	2
Hill	49	770	15.7	63	3
Newsome	48	421	8.8	30	3
Sherrard	41	744	18.2	68	5
Cosbie	28	312	11.1	22	1
Dorsett	25	267	10.7	36	1
Renfro	22	325	14.8	30	3
Banks	17	202	11.9	23	0
Chandler	6	57	9.5	15	2
Lavette	5	31	6.2	9	1
Fowler	1	19	19.0	19	0
Clack	1	18	18.0	18	0
Cowboys	319	4,003	12.6	84	21
Opponents	232	3,149	13.6	71	21

INTERCEPTIONS	NO	YDS	AVG	LG	TD
Downs	6	54	9.0	31	0
Fellows	5	46	9.2	34	1
Walls	3	46	15.3	24	0
Scott	1	31	31.0	31	0
Lockhart	1	5	5.0	5	0
Holloway	1	1	1.0	1	0
Cowboys	17	183	10.8	34	1
Opponents	24	331	13.8	56	2

PUNTING	NO	YDS	AVG	TB	IN20	LG	BL	NET
Saxon	87	3,498	40.2	10	28	58	1	34.5
Cowboys	87	3,498	40.2	10	28	58	1	34.5
Opp.	87	3,620	41.6	9	17	62	1	36.6

PUNT RETURNS	NO	FC	YDS	AVG	LG	TD
Banks	27	14	160	5.9	20	0
Lavette	18	3	92	5.1	28	0
Holloway	1	0	0	0.0	0	0
Cowboys	46	17	252	5.5	28	0
Opponents	41	14	301	7.3	26	0

KICKOFF RETURNS	NO	YDS	AVG	LG	TD
Lavette	36	699	19.4	37	0
Clack	19	421	22.2	51	0
Newsome	2	32	16.0	18	0
Banks	1	56	56.0	56	0
Tuinie	1	0	0.0	0	0
Cowboys	59	1,208	20.5	56	0
Opponents	66	1,358	20.6	38	0

SCORE BY QUARTERS	1	2	3	4	OT	T
Cowboys	61	105	62	118	0	346
Opponents	44	136	74	83	0	337

FIELD GOALS	11-19	20-29	30-39	40-49	50+
Septien	0-0	4-5	6-7	4-7	1-2
Cowboys	0-0	4-5	6-7	4-7	1-2
Opponents	1-1	4-5	5-8	5-7	1-9

Septien: (35),(27),(1)(32,42M),(1)(21,37,36),(38),(44,43,47),(33M,42M,63M),(20,44M,20),(33,28M),(1)(1,48),(1),(50)

Opponents: (36M),(1)(47,33,56M,52B,18),(42B),(1)(50M,51M,37M),(50M,31M),(35,36),(25,51M),(45),(44M,55M),(50M,25,41),(42,26M),(37,27),(26,50,40),(31)

SCORING	TDR	TD	TDR	FG	PAT	S	TP
Septien	0	0	0	15/21	43/43	0	88
Walker	12	2	0	0/0	0/0	0	84
Dorsett	5	1	0	0/0	0/0	0	36
Newsome	2	3	0	0/0	0/0	0	30
Sherrard	0	5	0	0/0	0/0	0	30
Hill	0	3	0	0/0	0/0	0	18
Renfro	0	3	0	0/0	0/0	0	18
Chandler	0	2	0	0/0	0/0	0	12
Cosbie	0	1	0	0/0	0/0	0	6
Fellows	0	0	1a	0/0	0/0	0	6
Lavette	0	1	0	0/0	0/0	0	6
Pelluer	1	0	0	0/0	0/0	0	6
D. White	1	0	0	0/0	0/0	0	6
Cowboys	21	21	1	15/21	43/43	0	346
Opponents	17	21	3*	16/30	39/41	2	337

a 34 interception return vs. St. Louis (9/29)

* Pitts 22 fumble return vs. Atlanta (9/21)

Butler 33 interception return vs. Atlanta (9/21)

Irvin 50 interception return vs. L.A. Rams (12/7)

+ R. Jones safety vs. Denver (10/5)

Jeter safety vs. L.A. Rams (12/7)

USUAL STARTERS

WR	Tony Hill	LE	Ed Jones
LT	Mark Tuinei (11)	LT	John Dutton
	Phil Pozderac (8)	RT	Randy White
LG	Glen Tiltersor	RE	Jim Jeffcoat
C	Tom Raftery	LLB	Mike Hegman
RG	Crawford Ker	MLB	Eugene Lockhart
RT	Jim Cooper (9)	RLB	Jeff Rohrer
	Phil Pozderac (7)	LCB	Everson Walls
TE	Doug Cosbie	RCB	Ron Fellows
WR	Mike Renfro (6)	SS	Bill Bates
	Gordon Banks (5)	FS	Michael Downs
	Mike Sherrard (4)		
QB	Steve Pelluer (9)	K	Raphel Septien
	Danny White (6)	P	Mike Saxon
RB	Tony Dorsett (12)		
	Herschel Walker (4)		
FB	Timmy Newsome (12)		
	Herschel Walker (4)		

Pro Bowlers in Bold

PASSING	ATT	COMP	YDS	PCT	AVG	PCT	PCT	PCT	LG	SKS/YDS	RATING	
Pelluer	378	215	2,727	56.9	7.2	8	2.1	17	4.5	84	47/362	67.9
D. White	153	95	1,157	62.1	7.6	12	7.8	5	3.3	63	10/98	97.9
Collier	15	8	96	53.3	6.4	1	6.7	2	13.3	27	3/38	55.8
Renfro	1	1	23	100.0	23.0	0	0.0	0	0.0	23	0/0	118.8
Cowboys	547	319	4,003	58.3	7.3	21	3.8	24	4.4	84	60/498	75.7
Opponents	464	226	3,149	48.7	6.8	21	4.5	17	3.7	71	53/364	70.8

1987 ★ DALLAS COWBOYS STATISTICS ★ 1987

SECOND PLACE, NFC EAST HEAD COACH: TOM LANDRY				
PRESEASON (1-3)				
Date	W/L	Score	Opponent	Att.
8/15	L	0-29	@ San Diego	48,020
8/22	W	13-3	@ San Francisco	57,598
8/30	L	10-34	L.A. RAIDERS	46,666
9/5	L	13-18	HOUSTON	47,043
REGULAR SEASON (7-8)				
9/13	L	13-24	@ St. Louis	47,241
9/20	W	16-14	@ N.Y. Giants	73,426
9/27			BUFFALO	cancelled
10/4	W	38-24	@ N.Y. Jets	12,370
10/11	W	41-22	PHILADELPHIA	40,622
10/19	L	7-13	WASHINGTON	60,415
10/25	L	20-37	@ Philadelphia	61,630
11/2	W	33-24	N.Y. Giants	55,730
11/8	L	17-27	@ Detroit	45,325
11/15	W	23-17	@ New Eng. (OT)	60,567
11/22	L	14-20	MIAMI	56,519
11/26	L	38-44	MINNESOTA (OT)	54,229
12/6	L	10-21	ATLANTA	40,013
12/13	L	20-24	@ Washington	54,822
12/21	W	29-21	@ L.A. Rams	60,700
12/27	W	21-16	ST. LOUIS	36,788

TEAM STATISTICS	DALLAS	OPP
FIRST DOWNS	293	294
Rushing	93	85
Passing	176	175
Penalty	24	34
Third Down-Made/Att.	86/222	96/223
Third Down Efficiency	38.3	43.3
Fourth Down-Made/Att.	3/9	6/14
TOTAL NET YARDS	5,056	5,061
Avg. Per Game	337.1	337.4
Total Plays	1,017	1,012
Avg. Per Play	5.0	5.0
NET YARDS RUSHING	1,865	1,617
Avg. Per Game	124.3	107.8
Total Rushes	465	459
Avg. Per Rush	4.0	3.5
NET YARDS PASSING	3,191	3,444
Sacked/Yards Lost	52/403	51/337
Gross Yards	3,594	3,781
Attempts/Completions	500/288	502/269
Pct. of Completions	57.6	53.6
Def Intercepted	20	23
PUNTS/AVERAGE	84/39.6	75/40.6
Net Punting Average	33.7	34.0
PUNT RET./AVG.	41/18.6	45/18.4
KICKOFF RET./AVG.	64/20.2	65/19.7
INT./AVG. RET.	23/9.0	20/14.0
PENALTIES/YARDS	131/1,091	100/851
FUMBLES/BALL LOST	30/20	29/20
TOUCHDOWNS	38	42
Rushing	17	19
Passing	19	21
Returns	2	2
EXTRA POINTS/ATTEMPTS	37/37	39/41
FIELD GOALS/ATTEMPTS	25/29	19/29
AVG TIME OF POSSESSION	31:01	29:28

SCORE BY QUARTERS	1	2	3	4	OT	T
Cowboys	71	108	78	77	6	340
Opponents	84	68	79	111	6	348

PASSING	ATT	COMP	YDS	PCT	AVG	TD	PCT	INT	PCT	INT	LG	SKS/YDS	RATING
D. White	362	215	2,617	59.4	7.2	12	33	17	47	43		44/353	73.2
Pelluer	101	55	642	54.5	6.4	3	3.0	2	2.0	4.4		5/35	75.6
Sweeney	18	14	291	50.0	10.4	4	14.3	1	3.6	77†		3/15	111.8
Snyder	9	4	44	44.4	4.9	0	0.0	0	0.0	22		0/0	59.5
Cowboys	500	288	3,594	57.6	7.2	19	3.8	20	4.0	77†		52/403	76.0
Opponents	502	269	3,781	53.6	7.5	21	4.2	23	4.6	62†		51/337	73.0

RUSHING	ATT	YDS	AVG	LG	TD
Walker	209	891	4.3	60t	7
Dorsett	130	456	3.5	28t	0
Pelluer	25	142	5.7	21	1
Blount	46	125	2.7	15	3
Newsome	25	121	4.8	24t	2
Edwards	2	61	30.5	62t	1
Adams	7	49	7.0	27t	1
D. White	10	14	1.4	8	1
Sweeney	5	8	1.6	5	0
E.J. Jones	2	7	3.5	5	0
Snyder	2	0	0.0	0	0
G. White	1	-4	-4.0	-4	0
Cossbie	1	-5	-5.0	-5	0
Cowboys	465	1,865	4.0	62	17
Opponents	459	1,617	3.5	52	19

RECEIVING	NO	YDS	AVG	LG	TD
Walker	60	715	11.9	44	1
Renfro	46	662	14.4	43	4
Cosbie	36	421	11.7	30	4
Edwards	34	521	15.3	38t	3
Newsome	34	274	8.1	30	2
Dorsett	19	177	9.3	33	1
Banks	15	231	15.4	34	1
Barksdale	12	165	13.8	22	1
Burbage	7	168	24.0	37t	2
Martin	5	103	20.6	33	0
G. White	5	46	9.2	14	0
Chandler	5	25	5.0	9	1
E.J. Jones	3	16	5.3	10	0
Spivey	2	34	17.0	25	0
C. Scott	1	11	11.0	11	0
Adams	1	8	8.0	8	0
Fowler	1	6	6.0	6	0
Lavette	1	6	6.0	6	0
Blount	1	5	5.0	5	0
Cowboys	268	3,594	12.5	77t	19
Opponents	289	3,781	14.1	62t	21

INTERCEPTIONS	NO	YDS	AVG	LG	TD
Walls	5	38	7.6	30	0
Downs	4	56	14.0	27	0
Bates	3	28	9.3	28	0
Haynes	3	7	2.3	7	0
Francis	2	18	9.0	18t	1
Jeffcoat	1	26	26.0	26t	1
Penn	1	21	21.0	21	0
Lockhart	1	13	13.0	13	0
Scott	1	1	1.0	1	0
Green	1	0	0.0	0	0
R. White	1	0	0.0	0	0
Cowboys	23	208	9.0	30	2
Opponents	20	279	14.0	69	2

PUNTING	YDS	AVG	TD	INT	LG	BL	NET
Saxon	68	2,685	39.5	5	20	63	0 34.2
Sawyer	16	639	39.9	1	3	54	0 31.4
Cowboys	84	3,324	39.6	6	23	63	0 33.7
Opp.	75	3,042	40.6	7	14	64	0 34.0
PUNT RETURNS	NO	FC	YDS	AVG	LG	TD	
Marlin	22	2	216	9.8	38	0	
Edwards	8	1	75	9.4	13	0	
Banks	5	1	33	6.6	12	0	
Burbage	5	1	29	5.8	13	0	
Livingston	1	0	0	0.0	0	0	
Cowboys	41	5	353	8.6	38	0	
Opponents	45	17	376	8.4	78	0	

KICKOFF RETURNS	NO	YDS	AVG	LG	TD
Clark	29	635	21.9	48	0
Martin	12	237	19.8	38	0
Edwards	7	155	22.1	32	0
Adams	6	113	18.8	27	0
Lavette	4	72	18.0	22	0
Spivey	2	49	24.5	29	0
Neswome	2	22	11.0	12	0
Chandler	1	7	7.0	7	0
Borresen	1	5	5.0	5	0
Cowboys	64	1,295	20.2	48	0
Opponents	65	1,281	19.7	45	0

FIELD GOALS	11-19	20-29	30-39	40-49	50+
Ruzek	0-0	8-8	6-7	8-10	0-0
Zendejas	0-0	0-0	1-1	1-2	1-1
Cowboys	0-0	8-8	7-8	9-12	1-1
Opponents	2-2	5-6	8-10	4-11	0-0

Ruzek: (22,29), (46,42,28), (), (), (), (), (23,49B,25),
(34,49,40,35), (38,36M), (20), (), (38), (44),
(22,43M,37), (24,42,44,47,37), ()
Zendejas: (), (), (), (33), (49M,44,50), (), (), (), (), (),
(), (), (), ()
Opponents: (23), (46M), (), (20), (40,38M),
(19,43M,39), (46,28M,45,21), (35), (30,19),
(35M,41), (26,48M,33), (44B,47M,33,46M),
(), (31), (47M), (28,28,37)

SCORING	TDR	TD	TDR1	FG	PAT	T
Ruzev	0	0	0	22/25	26/26	0
Walker	7	1	0	0/0	0/0	0
Edwards	1	3	0	0/0	0/0	0
Newsome	2	2	0	0/0	0/0	0
Renfro	0	4	0	0/0	0/0	0
Zendejas	0	0	0	3/4	10/10	0
Blount	3	0	0	0/0	0/0	0
Cosbie	0	3	0	0/0	0/0	0
Burbage	0	2	0	0/0	0/0	0
Dorsett	1	1	0	0/0	0/0	0
Adams	1	0	0	0/0	0/0	0
Banks	0	1	0	0/0	0/0	0
Barksdale	0	1	0	0/0	0/0	0
Chandler	0	1	0	0/0	0/0	0
Francis	0	0	1a	0/0	0/0	0
Jeffcoat	0	0	1b	0/0	0/0	0
Pelluer	1	0	0	0/0	0/0	0
D. White	1	0	0	0/0	0/0	0
Brady	0	0	0	0/0	1/1	0
Cowboys	17	19	2	25/29	37/37	0
Opponents	19	21	2*	19/29	39/41	0

a 18 interception return vs. New England (11/15)

b 26 interception return vs. N.Y. Giants (11/5)

* Harper 78 punt return vs. N.Y. Jets (10/4)

R. Moore 20 fumble return vs. Atlanta (12/6)

USUAL STARTERS

WR	Kevin Edwards (9)	LE	Ed Jones
	Gordon Banks (4)	LT	Kevin Brooks (12)
LT	Mark Tuinei (8)		Mike Dwyer (3)
	Daryle Smith (7)	RT	Randy White
LG	Nate Newton (11)	RE	Jim Jeffcoat
	Sal Caserio (3)	LLB	Mike Hegman (10)
C	Tom Raftery (12)		Dale Jones (3)
	Mike Zentis (3)	MLB	Eugene Lockhart (9)
RG	Crawford Ker (12)		Russ Swan (3)
	Bob White (3)	RLB	Jeff Rotter (12)
RT	Kevin Gogan (10)		Chris Duiligan (3)
	Steve Glisowski (3)	LCB	Everson Walls
TE	Doug Costie (12)	RCB	Ron Francis (11)
	Rich Borresen (3)		Robert Williams (3)
WR	Mike Renfro	SS	Bill Bates (11)
QB	Danny White (9)		Tommy Haynes (3)
	Steve Pellauer (4)	FS	Michael Downs (12)
RB	Herschel Walker (7)		Alex Green (3)
	Tom Dorsett (6)		
FB	Timmy Newsome (8)	K	Roger Ruzek
	Gerald White (3)	P	Mike Saxton (13)
	Tommy (2)		Buzz Sawyer (3)

Pro Bowlers in Bold

1988 ★ DALLAS COWBOYS STATISTICS ★ 1988

FIFTH PLACE, NFC EAST HEAD COACH: TOM LANDRY				
PRESEASON (2-2)				
Date	W/L	Score	Opponent	Att.
8/6	L	21-24	@ San Diego	40,110
8/13	W	27-17	@ L.A. Raiders	40,774
8/22	W	17-9	CHICAGO	47,796
8/27	L	10-54	HOUSTON	48,400
REGULAR SEASON (3-13)				
9/4	L	21-24	@ Pittsburgh	56,813
9/12	W	17-14	@ Phoenix	67,139
9/18	L	10-12	N.Y. GIANTS	55,325
9/25	W	26-20	ATLANTA	39,702
10/3	L	17-20	@ New Orleans	68,474
10/9	L	17-35	WASHINGTON	63,235
10/16	L	7-17	@ Chicago	64,759
10/23	L	23-24	@ Philadelphia	66,309
10/30	L	10-16	PHOENIX	42,196
11/6	L	21-29	@ N.Y. Giants	75,826
11/13	L	3-43	MINNESOTA	57,630
11/20	L	24-38	CINCINNATI	37,865
11/24	L	17-25	HOUSTON	50,845
12/4	L	21-24	@ Cleveland	77,683
12/11	W	24-17	@ Washington	51,526
12/18	L	7-23	PHILADELPHIA	46,131

TEAM STATISTICS	DALLAS	OPP
FIRST DOWNS.....	311	297
Rushing.....	112	93
Passing.....	175	180
Penalty.....	24	24
Third Down-Made/Att.....	84/217	89/226
Third Down Efficiency.....	38.7	39.4
Fourth Down-Made/Att.....	7/16	4/11
TOTAL NET YARDS.....	5,483	5,414
Avg. Per Game.....	342.7	338.4
Total Plays.....	1,059	1,023
Avg. Per Play.....	5.2	5.3
NET YARDS RUSHING.....	1,995	1,858
Avg. Per Game.....	124.7	116.1
Total Rushes.....	469	454
Avg. Per Rush.....	4.3	4.1
NET YARDS PASSING.....	3,488	3,556
Sacked/Yards Lost.....	35/239	46/327
Gross Yards.....	3,727	3,883
Attempts/Completions.....	555/307	523/264
Pct. of Completions.....	55.3	50.5
Had Intercepted.....	27	10
PUNTS/AVERAGE.....	80/40.9	86/41.6
Net Punting Average.....	34.2	36.0
PUNT RET./AVG.....	45/8.0	37/6.5
KICKOFF RET./AVG.....	69/20.4	56/18.9
INT./AVG. RET.....	10/6.7	27/11.6
PENALTIES/YARDS.....	141/1,148	92/772
FUMBLES/BALL LOST.....	22/13	24/9
TOUCHDOWNS.....	32	44
Rushing.....	10	13
Passing.....	21	30
Returns.....	1	1
EXTRA POINTS/ATTEMPTS.....	32/32	41/44
FIELD GOALS/ATTEMPTS.....	13/29	24/29
AVG TIME OF POSSESSION.....	30:41	29:19

RUSHING	ATT	YDS	AVG	LG	TD
Walker	361	1,514	4.2	38	5
Pelluer	51	314	6.2	27	2
Newsome	32	75	2.3	8	3
Clack	11	54	4.9	17	0
Sweeney	6	34	5.7	10	0
Fowler	3	6	2.0	4	0
Irvin	1	2	2.0	2	0
Martin	4	-4	-1.0	11	0

Cowboys	469	1,995	4.3	38	10
Opponents	454	1,858	3.1	51	13

RECEIVING	NO	YDS	AVG	LG	TD
Alexander	54	788	14.6	50	6
Walker	53	505	9.5	50	2
Martin	49	622	12.7	35	3
Irvin	32	654	20.4	61	5
Newsome	30	236	7.9	32	0
Chandler	18	186	10.3	29	1
Clack	17	126	7.4	18	1
Gay	15	205	13.7	25	1
Cosbie	12	112	9.3	21	0
Fowler	10	64	6.4	13	0
Folsom	9	84	9.3	20	2
Edwards	5	83	16.6	27	0
Burbage	2	50	25.0	41	0
Newton	1	2	2.0	2	0

Cowboys	307	3,727	12.1	61	21
Opponents	264	3,883	14.7	73	30

INTERCEPTIONS	NO	YDS	AVG	LG	TD
Williams	2	18	9.0	12	0
Downs	2	3	1.5	3	0
Francis	1	29	29.0	29	0
Noonan	1	17	17.0	17	1
Bates	1	0	0.0	0	0
Hendrix	1	0	0.0	0	0

Cowboys	10	67	6.7	29	1
Opponents	27	314	11.6	66	6

PUNTING	NO	YDS	AVG	TB	IN20	LG	BL	NET
Saxon	80	3,271	40.9	15	24	55	0	34.2
Cowboys	80	3,271	40.9	15	24	55	0	34.2
Opp.	86	3,574	41.6	6	19	70	0	36.0

PUNT RETURNS	NO	FC	YDS	AVG	LG	TD
Martin	44	15	360	8.2	21	0
Walls	1	0	0	0.0	0	0
Cowboys	45	15	360	8.0	21	0
Opponents	37	15	239	6.5	18	0

KICKOFF RETURNS	NO	YDS	AVG	LG	TD
Clack	32	690	21.6	40	0
Burbage	20	448	22.4	53	0
Martin	12	210	17.5	31	0
Higgs	2	31	15.5	17	0
Smith	2	24	12.0	13	0
B. White	1	7	7.0	7	0
Cowboys	69	1,410	20.2	53	0
Opponents	56	1,060	18.9	44	0

SCORE BY QUARTERS	1	2	3	4	OT	T
Cowboys	71	47	64	83	0	265
Opponents	80	125	74	102	0	381

FIELD GOALS	11-19	20-29	30-39	40-49	50+
Zendejas	0-0	0-0	0-0	1-3	0-0
Ruzek	0-0	4-5	4-7	3-7	1-3
Cowboys	0-0	4-5	4-7	4-10	1-3
Opponents	0-0	9-9	8-9	6-10	1-1

Zendejas: (49M), (47,49M), (0,0), (0,0), (0,0), (0,0), (0,0), (0,0), (0,0), (0,0), (0,0)
Ruzek: (0,0), (41,28M), (43M,24), (39M,39), (45,53M), (42M,35M), (26,34,30), (39), (1,50), (44), (29), (48B,50M), (22,47M, 37M), (0,40M), (21,42M), (39), (32), (43,24), (27,49), (39,27), (41), (28,49,47,22), (25), (41), (37,35M,27,27)

SCORING	TDR	TD	TDR	FG	PAT	\$	TP
Ruzek	0	0	0	12/22	27/27	0	63
Walker	5	2	0	0/0	0/0	0	42
Alexander	0	6	0	0/0	0/0	0	36
Irvin	0	5	0	0/0	0/0	0	30
Martin	0	3	0	0/0	0/0	0	18
Newsome	3	0	0	0/0	0/0	0	18
Folsom	0	2	0	0/0	0/0	0	12
Pelluer	2	0	0	0/0	0/0	0	12
Noonan	0	0	1a	0/0	0/0	1#	8
Zendejas	0	0	0	1/3	5/5	0	8
Chandler	0	1	0	0/0	0/0	0	6
Clack	0	1	0	0/0	0/0	0	6
Gay	0	1	0	0/0	0/0	0	6
Cowboys	10	21	1	13/25	32/32	1	265
Opponents	13	30	1*	24/29	41/44	2a	381

a 17 interception return vs. Atlanta (9/25)
safety vs. Atlanta (9/25)

* H. Thomas 2 fumble return vs. Minnesota (11/13)
& Collins safety vs. N.Y. Giants (9/18)
Doleman/Baker safety vs. Minnesota (11/13)

USUAL STARTERS

WR	Ray Alexander	LE	Ed Jones
LT	Dave Widell (8)	RT	Kevin Brooks
	Daryle Smith (4)	RT	Danny Noonan
	Mark Tuinei (4)	RE	Jim Jeffcoat
LG	Nate Newton	LLB	Ron Burton
C	Tom Raftery	MLB	Eugene Lockhart
RG	Crawford Ker	RLB	Garry Cobb
RT	Kevin Gogan	LCB	Everson Walls
(12)	Thornnton Chandler	RCB	Robert Williams
	Doug Cosbie (4)	SS	Bill Bates
	Michael Irvin (10)	FS	Michael Downs
WR	Kelvin Martin (6)	K	Roger Ruzek
QB	Steve Pelluer	P	Mike Saxon
RB	Herschel Walker		
FB	Timmy Newsome (8)		
	Todd Fowler (6)		

Pro Bowlers in Bold

PASSING	ATT	COMP	YDS	PCT	AVG	PCT	PCT	PCT	LG	SKS/YDS	RATING	
Pelluer	435	245	3,139	56.3	7.2	17	3.9	19	4.4	61t	21/112	73.9
Sweeney	78	33	314	42.3	4.0	3	3.9	5	6.4	28	9/80	40.2
D. White	42	29	274	69.1	6.5	1	2.4	3	7.1	24	5/47	65.0
COWBOYS	555	307	3,727	55.3	6.7	21	3.8	27	4.9	61t	35/239	68.5
Opponents	523	264	3,883	50.5	7.4	30	5.7	10	1.9	71t	46/327	86.2

1989 ★ DALLAS COWBOYS STATISTICS ★ 1989

STAFF

PLAYERS

2017 SEASON

RECORDS

PLAYOFF
RECORDS

1989
STATISTICS

SIDELINES

FIFTH PLACE, NFC EAST HEAD COACH: JIMMY JOHNSON

PRESEASON (3-1)					Att.
Date	W/L	Score	Opponent		
8/13	W	20-3	@ San Diego		45,203
8/19	W	27-20	@ L.A. Raiders		32,358
8/26	L	21-24	@ Denver (OT)		74,076
9/2	W	30-28	HOUSTON		63,582
REGULAR SEASON (1-15)					Att.
Date	W/L	Score	Opponent		
9/10	L	0-28	@ New Orleans		66,977
9/17	L	21-27	@ Atlanta		55,285
9/24	L	7-30	WASHINGTON		63,200
10/1	L	13-30	N.Y. Giants		51,785
10/8	L	13-31	@ Green Bay		56,656
10/15	L	14-31	SAN FRANCISCO		61,077
10/22	L	28-36	@ Kansas City		76,841
10/29	L	10-19	PHOENIX		44,431
11/5	W	13-3	@ Washington		53,187
11/12	L	20-24	@ Phoenix		49,657
11/19	L	14-17	MIAMI		56,044
11/23	L	0-27	PHILADELPHIA		54,444
12/3	L	31-35	L.A. RAMS		46,100
12/10	L	10-20	@ Philadelphia		59,842
12/16	L	0-15	@ N.Y. Giants		72,141
12/24	L	10-20	GREEN BAY		41,265

TEAM STATISTICS			DALLAS	OPP
FIRST DOWNS	246	321	
Rushing	78	116	
Passing	145	183	
Penalty	23	22	
Third Down-Made/Att.	62/187	106/229	
Third Down Efficiency	33.2	46.3	
Fourth Down-Made/Att.	8/19	7/12	
TOTAL NET YARDS	4,294	5,556	
Avg. Per Game	268.4	347.3	
Total Plays	898	1,060	
Avg. Per Play	4.8	5.2	
NET YARDS RUSHING	1,409	1,991	
Avg. Per Game	88.1	124.4	
Total Rushes	355	543	
Avg. Per Rush	4.0	3.7	
NET YARDS PASSING	2,885	3,565	
Sacked/Yards Lost	30/239	29/183	
Gross Yards	3,124	3,748	
Attempts/Completions	513/266	488/301	
Pct. of Completions	51.9	61.7	
Had Intercepted	27	27	
PUNTS/AVERAGE	82/39.8	73/39.9	
Net Punting Average	34.2	35.3	
PUNT RET./AVG.	31/6.4	38/8.8	
KICKOFF RET./AVG.	77/22.2	46/18.5	
INT./AVG. RET.	7/5.3	27/14.7	
PENALTIES/YARDS	100/771	102/723	
FUMBLES/BALL LOST	29/15	22/10	
TOUCHDOWNS	25	44	
Rushing	7	17	
Passing	14	26	
Returns	4	1	
EXTRA POINTS/ATTEMPTS	24/25	43/44	
FIELD GOALS/ATTEMPTS	10/20	28/35	
AVG TIME OF POSSESSION	25:34	34:26	

SCORE BY QUARTERS

	1	2	3	4	OT	T
Cowboys	47	70	35	52	0	204
Opponents	84	118	90	101	0	393

PASSING		ATT	COMP	YDS	PCT	AVG	TD	PCT	INT	PCT	LG	SKS/YDS	RATING
Aikman	293	155	1,749	52.9	6.0	9	3.1	18	6.1	75t	19/155	55.7	
Walsh	219	110	1,371	50.2	6.3	5	2.3	9	4.1	46	11/84	60.5	
Saxon	1	1	4	100.0	4.0	0	0.0	0	0.0	4	0/0	40.2	
COWBOYS	513	266	3,124	51.9	6.1	14	2.7	27	5.3	75t	30/239	57.8	
Opponents	488	301	3,748	61.7	7.7	21	4.3	7	1.4	79t	29/183	93.9	

RUSHING		ATT	YDS	AVG	LG	TD
Palmer	112	446	4.0	63t	2	
Aikman	38	302	7.9	25	0	
Walker	81	246	3.0	20t	2	
Johnston	67	212	3.2	13	0	
Sargent	20	87	4.4	43	1	
Clack	14	40	2.9	17	2	
Dixon	3	30	10.0	13	0	
Walsh	6	16	2.7	14	0	
Tautalatasi	6	15	2.5	6	0	
Shepard	3	12	4.0	12	0	
Irvin	1	6	6.0	6	0	
Saxon	1	1	1.0	1	0	
Bates	1	0	0.0	0	0	
Scott	2	-4	-2.0	-1	0	
Cowboys	355	1,409	4.0	63t	7	
Opponents	543	1,991	3.7	25	17	

RECEIVING		NO	YDS	AVG	LG	TD
Martin	46	644	14.0	46	2	
Folsom	28	265	9.5	26	2	
Irvin	26	378	14.5	65t	2	
Dixon	24	477	19.9	75t	2	
Walker	22	261	11.9	52	1	
Shepard	18	268	14.9	37t	1	
Tautalatasi	17	157	9.2	23	0	
Burbage	17	134	7.9	15	0	
Palmer	17	93	5.5	13	0	
Johnston	16	133	8.3	28	3	
Scott	9	63	7.0	12	0	
Ford	7	78	11.1	21	1	
Sargent	6	50	8.3	21	0	
Jennings	6	47	7.8	14	0	
Clack	4	69	17.3	44	0	
Alexander	1	16	16.0	16	0	
Ruzek	1	4	4.0	4	0	
Aikman	1	-13	-13.0	-13	0	
Cowboys	266	3,124	11.7	75t	14	
Opponents	301	3,748	12.5	79t	21	

INTERCEPTIONS		NO	YDS	AVG	LG	TD
Lockhart	2	14	7.0	12	0	
Bates	1	18	18.0	18	0	
Albritton	1	3	3.0	3	0	
Francis	1	2	2.0	2	0	
Burton	1	0	0.0	0	0	
Horton	1	0	0.0	0	0	
Cowboys	7	37	5.3	18	0	
Opponents	27	396	14.7	53t	3	

PUNTING		NO	YDS	AVG	TB	INTG	LG	BL	NET
Saxon	81	3,233	40.9	6	19	56	2	34.3	
Ruzek	1	28	28.0	0	0	28	0	28.0	
Cowboys	82	3,261	39.8	6	19	56	2	34.2	
Opp.	73	2,911	39.9	7	28	58	0	35.3	

PUNT RETURNS		NO	FC	YDS	AVG	LG	TD
Shepard	24	1	160	6.7	17	0	
Martin	4	5	32	8.0	12	0	
Burbage	3	5	5	1.7	5	0	
Cowboys	31	11	197	6.4	17	0	
Opponents	38	17	334	8.8	56t	1	

KICKOFF RETURNS		NO	YDS	AVG	LG	TD
Dixon	47	1,181	25.1	97t	1	
Shepard	19	394	20.7	32	0	
Clack	3	56	18.7	24	0	
Burbage	3	55	18.3	22	0	
Ankrom	2	6	3.0	5	0	
Tautalatasi	1	9	9.0	9	0	
Chandler	1	8	8.0	8	0	
Sargent	1	0	0.0	0	0	
Cowboys	77	1,709	22.2	97t	1	
Opponents	46	853	18.5	34	0	

FIELD GOALS		11-19	20-29	30-39	40-49	50+
Zendejas	0-0	1-1	1-1	1-1	3-5	0-2
Ruzek	1-1	1-1	2-4	1-4	0-1	
Cowboys	0-1	2-2	3-5	4-9	0-3	
Opponents	1-0	12-12	11-13	5-10	0-0	

Ruzek: (1,0,0),(19.53M,33),(46M),(43B,48M),0,
(31M,37),(35M,20,43),(0,0,0,0,0,0,0)
Zendejas: (0,0,0,0,0,0,0,0),(32,39),
(52M,53M), (45M),(47),(42M,47),(0,41)
Opponents: (1,(28,48M,38),(26,37,33),(37,32,27),
(26,46M,37M),(31),(43,27),(40,25,31,42),
(45M,35),(44B,41B,45),(23),(36,38),0,
(30B,29,46),(33,22,26),(28,24)

SCORING	TDR	TDP	TDR1	FG	PAT	S	TP
Ruzek	0	0	0	5/11	14/15	0	29
Zendejas	0	0	0	5/9	10/10	0	25
Dixon	0	2	1a	0/0	0/0	0	18
Johnston	0	3	0	0/0	0/0	0	18
Walker	2	1	0	0/0	0/0	0	18
Clack	2	0	0	0/0	0/0	0	12
Folsom	0	2	0	0/0	0/0	0	12
Irvin	0	2	0	0/0	0/0	0	12
Martin	0	2	0	0/0	0/0	0	12
Palmer	2	0	0	0/0	0/0	0	12
Del Rio	0	0	1b	0/0	0/0	0	6
Ford	0	1	0	0/0	0/0	0	6
Jeffcoat	0	0	1c	0/0	0/0	0	6
Lockhart	0	0	1d	0/0	0/0	0	6
Sargent	1	0	0	0/0	0/0	0	6
Shepard	0	1	0	0/0	0/0	0	6
Cowboys	7	14	4	10/20	24/25	0	204
Opponents	17	21	6*	28/35	43/44	1*	393

- a 97 kickoff return vs. Kansas City (10/22)
- b 57 fumble return vs. Green Bay (12/24)
- c 77 fumble return vs. Washington (9/24)
- d 40 fumble return vs. Green Bay (10/8)

- * Shepard 56 punt return vs. New Orleans (9/10)
- Butler 29 fumble return vs. Atlanta (9/17)
- Walton 29 interception return vs. Wash. (9/24)
- Jackson 62 FG return vs. San Fran. (10/15)
- Zordich 16 int return vs. Phoenix (10/29)
- McDonald 53 int. return vs. Phoenix (11/12)
- # McGovern blk punt in end zone vs. Kansas City (10/22)

USUAL STARTERS

WR	LE	TE	RB	QB	RB	FB	K
Kelvin Martin (11)	Ed Jones (8)						
James Dixon (5)	Tony Tolbert (5)						
Mark Tuinei	Danny Noonan (3)						
LG Nate Newton	LT Dean Hamel (9)						
C Tom Raftery (8)	RT Willie Broughton (5)						
Mark Stepanoski (4)	RT Willie Broughton (9)						
Bob White (4)	Dean Hamel (5)						
RG Crawford Ker	RE Jim Jeffcoat						
TE Kevin Gogan	LLB Jack Del Rio (11)						
RT Steve Folsom	Ron Burton (3)						
WR Derrick Shepard (8)	MLB Eugene Lockhart						
Michael Irvin (6)	RLB Ken Norton (13)						
QB Troy Aikman (11)	Randy Shannon (3)						
Steve Walsh (5)	LCB Everson Walls						
RB Paul Palmer (8)	RCB Robert Williams (11)						
Herschel Walker (4)	Ron Francis (4)						
FB Daryl Johnston (10)	SS Vince Albritton						
Broderick Sargent (3)	FS Ray Horton						
Roger Ruzek (9)	P Mike Saxon						
Luis Zendejas (7)							

Pro Bowlers in Bold

1990 ★ DALLAS COWBOYS STATISTICS ★ 1990

FOURTH PLACE, NFC EAST HEAD COACH: JIMMY JOHNSON

PRESEASON (1-3)				
Date	W/L	Score	Opponent	Att.
8/11	L	16-28	@ San Diego	42,221
8/18	L	14-16	@ L.A. Raiders	28,273
8/25	W	20-9	PITTSBURGH	47,723
9/1	L	6-27	HOUSTON	55,499

REGULAR SEASON (7-9)				
Date	W/L	Score	Opponent	Att.
9/9	W	17-14	SAN DIEGO	48,063
9/16	L	7-28	N.Y. GIANTS	61,090
9/23	L	15-19	@ Washington	53,804
9/30	L	17-31	@ N.Y. Giants	75,923
10/7	W	14-10	TAMPA BAY	60,076
10/14	L	3-20	@ Phoenix	45,235
10/21	W	17-13	@ Tampa Bay	68,315
10/28	L	20-21	PHILADELPHIA	62,605
11/4	L	9-24	@ N.Y. Jets	68,086
11/11	L	6-24	SAN FRANCISCO	62,966
11/18	W	24-21	@ L.A. Rams	58,569
11/22	W	27-17	WASHINGTON	60,355
12/2	W	17-13	NEW ORLEANS	60,087
12/9			- Bye -	
12/16	W	41-10	PHOENIX	60,190
12/23	L	3-17	@ Philadelphia	63,895
12/30	L	7-26	@ Atlanta	50,097

TEAM STATISTICS			DALLAS	OPP
FIRST DOWNS.....	250	280		
Rushing.....	88	109		
Passing.....	135	153		
Penalty.....	27	18		
Third Down-Made/Att.....	67/198	85/208		
Third Down Efficiency.....	33.8	40.9		
Fourth Down-Made/Att.....	5/10	8/16		
TOTAL NET YARDS.....	4,081	4,615		
Avg. Per Game.....	255.1	288.4		
Total Plays.....	911	988		
Avg. Per Play.....	4.5	4.7		
NET YARDS RUSHING.....	1,500	1,976		
Avg. Per Game.....	93.8	123.5		
Total Rushes.....	393	482		
Avg. Per Rush.....	3.8	4.1		
NET YARDS PASSING.....	2,581	2,639		
Sacked/Yards Lost.....	43/317	36/292		
Gross Yards.....	2,898	2,931		
Attempts/Completions.....	475/254	470/271		
Pct. of Completions.....	53.5	57.7		
Had Intercepted.....	24	11		
PUNTS/AVERAGE.....	79/43.2	70/40.9		
Net Punting Average.....	35.6	36.2		
PUNT RET./AVG.....	39/6.4	43/10.2		
KICKOFF RET./AVG.....	54/20.4	55/20.7		
INT./AVG. RET.....	11/11.5	24/14.7		
PENALTIES/YARDS.....	98/729	104/911		
FUMBLES/BALL LOST.....	27/9	32/19		
TOUCHDOWNS.....	27	36		
Rushing.....	13	18		
Passing.....	12	12		
Returns.....	2	6		
EXTRA POINTS/ATTEMPTS.....	26/27	36/36		
FIELD GOALS/ATTEMPTS.....	18/25	18/26		
AVG TIME OF POSSESSION.....	28:44	31:16		

RUSHING	ATT	YDS	AVG	LG	TD
E. Smith	241	937	3.9	48†	11
Agee	53	213	4.0	28	0
Aikman	40	172	4.3	20	1
Highsmith	19	48	2.5	7	0
Dixon	11	43	3.9	18	0
Johnston	10	35	3.5	8	1
Wright	3	26	8.7	14	0
Saxon	1	20	20.0	20	0
Laufenberg	2	6	3.0	5	0
T. Smith	6	6	1.0	3	0
Bates	1	4	4.0	4	0
Walsh	1	0	0.0	0	0
Martin	4	-2	-0.5	3	0
McKinnon	1	-8	-8.0	-8	0
Cowboys	393	1,500	3.8	48†	13
Opponents	482	1,976	4.1	67	18

RECEIVING	NO	YDS	AVG	LG	TD
Martin	64	732	11.4	45	0
Novacek	59	657	11.1	41	4
Agee	30	272	9.1	30	1
E. Smith	24	228	9.5	57	0
Irvin	20	413	20.7	61†	5
Agee	14	172	12.3	28†	1
Aikman	14	148	10.6	26	1
Johnston	13	133	10.2	25	0
Walsh	11	104	9.5	20	0
Highsmith	3	13	4.3	7	0
Dixon	2	26	13.0	21	0
Cowboys	254	2,898	11.4	61†	12
Opponents	271	2,931	10.8	58†	12

INTERCEPTIONS	NO	YDS	AVG	LG	TD
Holt	3	72	24.0	64†	1
Washington	3	24	8.0	13	0
Bates	1	4	4.0	4	0
Gant	1	26	26.0	26	0
Hendrix	1	0	0.0	0	0
Horton	1	0	0.0	0	0
Williams	1	0	0.0	0	0
Cowboys	11	126	11.5	64†	1
Opponents	24	353	14.7	61†	4

PUNTING	NO	YDS	AVG	TB	IN20	LG	BL	NET
Saxon	79	3,413	43.2	8	20	62	0	35.6
Cowboys	79	3,413	43.2	8	20	62	0	35.6
Opp.	70	2,866	40.9	4	15	62	2	36.2

PUNT RETURNS	NO	FC	YDS	AVG	LG	TD
Shepard	20	1	121	6.1	13	0
Harris	12	6	63	5.3	12	0
Martin	5	3	46	9.2	17	0
McKinnon	2	1	20	10.0	20	0
Cowboys	39	11	250	6.4	20	0
Opponents	43	8	438	10.2	98†	1

KICKOFF RETURNS	NO	YDS	AVG	LG	TD
Dixon	36	736	20.4	47	0
Wright	12	276	23.0	90†	1
Shepard	4	75	18.8	22	0
Stepnoski	1	15	15.0	15	0
Harris	1	0	0.0	0	0
Cowboys	54	1,102	20.4	90†	1
Opponents	55	1,136	20.7	76†	1

SCORE BY QUARTERS	1	2	3	4	OT	T
Cowboys	50	46	40	108	0	244
Opponents	55	102	52	100	0	308

FIELD GOALS	11-19	20-29	30-39	40-49	50+
Willis	0-0	4-4	7-9	7-8	0-4
Cowboys	0-0	4-4	7-9	7-8	0-4
Opponents	0-0	9-9	5-8	2-6	2-3

Willis: (31), (1), (33,51M,56M,41), (22), (1), (37), (43M,24), (43,43,51M), (37,35,32), (23,37), (53M,23), (49,41), (47), (1), (46), (34M,33M), (33), (28,28), (37M,23,32), (1), (24), (39M,42,43M), (1), (52M,25), (43,50), (38), (47M,29), (44M,23)

SCORING	TDR	TDP	TDR1	FG	PAT	S	TP
Willis	0	0	0	18/25	26/26	0	80
E. Smith	11	0	0	0/0	0/0	0	66
Irvin	0	5	0	0/0	0/0	0	30
Novacek	0	4	0	0/0	0/0	0	24
Johnston	1	1	0	0/0	0/0	0	12
Agee	0	1	0	0/0	0/0	0	6
Aikman	1	0	0	0/0	0/0	0	6
Holt	0	0	1a	0/0	0/0	0	6
McKinnon	0	1	0	0/0	0/0	0	6
Wright	0	0	1b	0/0	0/0	0	6
Cowboys	13	12	2	18/25	26/27	1	244
Opponents	18	12	6*	16/26	36/36	1	308

a 64 interception return vs. Tampa Bay (10/21)
b 90 kickoff return vs. N.Y. Giants (9/16)
Mojsienik stepped out of end zone vs. Was. (9/23)
* Taylor 11 interception return vs. N.Y. Giants (9/16)
Green 18 interception return vs. Washington (9/23)
Mathis 98 punt return vs. N.Y. Jets (11/4)
Allen 35 interception return vs. Philadelphia (12/23)
Jones 76 kickoff return vs. Atlanta (12/30)
Sanders 61 interception return vs. Atlanta (12/30)
& Green tackled Smith in end zone vs. Atlanta (12/30)

USUAL STARTERS

WR	Michael Irvin (7)	LE	Daniel Stubbs
	Dennis McKinnon (7)	LT	Dean Hamel (11)
LT	Mark Tuinei (13)		Jimmie Jones (5)
	Kevin Gogan (3)	RT	Danny Noonan
LG	Crawford Ker	RE	Jim Jeffcoat (13)
	Tommy Stepnoski		Tommy Tolbert (3)
RG	John Gask (11)	LLB	Jack Del Rio
	Tony Slaton (4)	MLB	Eugene Lockhart
RT	Nate Newton	RLB	Ken Norton
TE	Jay Novacek	LCB	Isaac Holt
WR	Kelvin Martin	RCB	Manny Hendrix (10)
QB	Troy Aikman		Robert Williams (6)
RB	Emmitt Smith	SS	Vince Albritton (8)
FB	Tommie Agee (11)		James Washington (8)
	Alonzo Highsmith (5)	FS	Ray Horton
K	Ken Willis	Pro Bowlers in Bold	
P	Mike Saxon		

	PASSING				PCT				PCT				PCT				PCT			
	ATT	COMP	YDS	PCT	ATT	TD	INT	INT	ATT	TD	INT	INT	ATT	TD	INT	INT	ATT	TD	INT	INT
Aikman	399	226	2,579	56.6	6.5	11	2.8	18	4.5	61†	39/288	66.6								
Laufenberg	67	24	279	35.8	4.2	1	1.5	6	9.0	27†	4/29	16.9								
Walsh	9	4	40	44.4	4.4	0	0.0	0	0.0	20	0/0	57.6								
COWBOYS	475	254	2,898	53.5	6.1	12	2.5	24	5.1	61†	43/317	59.4								
Opponents	470	271	2,931	57.7	6.2	12	2.6	11	5.3	58†	26/292	74.9								

1991 ★ DALLAS COWBOYS STATISTICS ★ 1991

STAFF

PLAYERS

2017 SEASON

RECORDS

PLAYOFF
RECORDS

1991
STATISTICS

SIDELINES

SECOND PLACE, NFC EAST HEAD COACH: JIMMY JOHNSON

PRESEASON (2-2)				
Date	W/L	Score	Opponent	Att.
8/3	W	24-14	@ Kansas City	56,038
8/12	L	12-17	L.A. RAIDERS	55,981
8/18	L	20-30	@ Houston	53,314
8/23	W	20-17	ATLANTA (OT)	53,689

REGULAR SEASON (11-5)				
Date	W/L	Score	Opponent	Att.
9/1	W	26-14	@ Cleveland	78,860
9/9	L	31-33	WASHINGTON	63,025
9/15	L	0-24	PHILADELPHIA	62,656
9/22	W	17-9	@ Phoenix	68,814
9/29	W	21-16	N.Y. GIANTS	64,010
10/6	W	20-17	@ Green Bay	53,695
10/13	W	35-23	CINCINNATI	63,275
10/20		-Bye-		
10/27	L	10-34	@ Detroit	74,906
11/3	W	27-7	PHOENIX	61,190
11/10	L	23-26	@ Houston (OT)	63,001
11/17	L	9-22	@ N.Y. Giants	76,410
11/24	W	24-21	@ Washington	55,561
11/28	W	20-10	PITTSBURGH	62,253
12/8	W	23-14	NEW ORLEANS	64,530
12/15	W	25-13	@ Philadelphia	65,854
12/22	W	31-27	ATLANTA	60,962

1991 WILD CARD GAME				
12/29	W	17-13	@ Chicago	62,594

1991 DIVISIONAL PLAYOFFS				
1/5/92	L	6-38	@ Detroit	78,290

TEAM STATISTICS			DALLAS	OPP
FIRST DOWNS.....304.....299				
Rushing.....89.....103				
Passing.....191.....180				
Penalty.....24.....16				
Third Down-Made/Att.....74/196.....76/194				
Third Down Efficiency.....37.8.....39.2				
Fourth Down-Made/Att.....6/14.....7/17				
TOTAL NET YARDS.....5,101.....5,066				
Avg. Per Game.....318.8.....316.6				
Total Plays.....971.....963				
Avg. Per Play.....5.3.....5.3				
NET YARDS RUSHING.....1,711.....1,571				
Avg. Per Game.....106.9.....98.2				
Total Rushes.....433.....400				
Avg. Per Rush.....4.0.....3.9				
NET YARDS PASSING.....3,390.....3,495				
Sacked/Yards Lost.....38/273.....23/151				
Gross Yards.....3,663.....3,646				
Attempts/Completions.....500/305.....540/320				
Pct. of Completions.....61.0.....59.3				
Had Intercepted.....12.....12				
PUNTS/AVERAGE.....57/42.6.....61/38.8				
Net Punting Average.....36.8.....32.4				
PUNT RET./AVG.....29/10.7.....28/8.3				
KICKOFF RET./AVG.....52/21.7.....69/16.9				
INT./AVG. RET.....12/13.9.....12/20.3				
PENALTIES/YARDS.....74/610.....97/801				
FUMBLES/BALL LOST.....23/12.....23/11				
TOUCHDOWNS.....37.....32				
Rushing.....15.....11				
Passing.....16.....17				
Returns.....6.....4				
EXTRA POINTS/ATTEMPTS.....37/37.....31/32				
FIELD GOALS/ATTEMPTS.....27/39.....29/39				
AVG TIME OF POSSESSION.....30:06.....29:54				

RUSHING	ATT	YDS	AVG	LG	TD
E. Smith	365	1,563	4.3	75t	12
Blake	15	80	5.3	30t	1
Johnston	17	54	3.2	10	0
Agee	9	20	2.2	8	1
Aikman	16	5	0.3	9	1
Richards	2	4	2.0	3	0
Wright	2	-1	-0.5	3	0
Beuerlein	7	-14	-2.0	-1	0

Cowboys	433	1,711	4.0	75t	15
Opponents	400	1,571	3.9	75t	11

RECEIVING	NO	YDS	AVG	LG	TD
Irvin	93	1,523	16.4	66t	8
Novacek	59	664	11.3	49	4
E. Smith	49	258	5.3	14	1
Johnston	28	244	8.7	22	1
Harper	20	326	16.3	39	1
Martin	16	243	15.2	27	0
Roberts	16	136	8.5	21	1
Wright	10	170	17.0	53	0
Agee	7	43	6.1	9	0
Awalt	5	57	11.4	20	0
Blake	1	5	5.0	5	0
Aikman	1	-6	-6.0	-6	0

Cowboys	305	3,663	12.0	66t	16
Opponents	320	3,646	11.4	67t	17

INTERCEPTIONS	NO	YDS	AVG	LG	TD
Holt	4	2	0.5	2	0
Brown	2	31	15.5	20	0
Washington	2	9	4.5	9	0
Edwards	1	36	36.0	36t	1
Gant	1	0	0.0	0	0
Horton	1	65	65.0	65t	1
Williams	1	24	24.0	24	0

PUNTING	NO	YDS	AVG	TB	INT	LG	BL	NET
Saxon	57	2,426	42.6	5	16	64	0	36.8
Cowboys	57	2,426	42.6	5	16	64	0	36.8
Opp.	61	2,364	38.8	4	14	77	3	32.4

PUNT RETURNS	NO	FC	YDS	AVG	LG	TD
Martin	21	8	244	11.6	85t	1
Shepard	6	3	57	9.5	14	0
Horton	1	0	8	8.0	8	0
Brownlow	1	0	0	0.0	0	0
Wright	0	1	0	0.0	0	0

Cowboys	29	12	309	10.7	85t	1
Opponents	28	10	231	8.3	34	0

KICKOFF RETURNS	NO	YDS	AVG	LG	TD
Wright	21	514	24.5	102t	1
Dixon	18	398	22.1	39	0
Gant	6	114	19.0	26	0
Shepard	3	54	18.0	21	0
Martin	3	47	15.7	25	0
Horton	1	0	0.0	0	0

Cowboys	52	1,127	21.7	102t	1
Opponents	69	1,169	16.9	82t	1

SCORE BY QUARTERS	1	2	3	4	OT	T
Cowboys	91	105	35	111	0	342
Opponents	61	89	66	91	3	310

FIELD GOALS	11-19	20-29	30-39	40-49	50+
Willis	2-2	6-6	9-11	6-13	4-7
Cowboys	2-2	6-6	9-11	6-13	4-7
Opponents	1-1	11-11	5-5	9-14	3-8

Willis: (38,25,22,54),(51),(1),(48M,52M,45M,41),
(1),(40M,23,39),(1),(47B,35),(36,27),
(35,37,45),(22,31,18),(51B,32M,42),
(45M,18,47B,38M,43),(50,41,40),
(50,55M,32,37),(20,45M)
Opponents: (45M),(53,52,45,46),(42,55M),
(49M,32,32,39),(43,52M,29,25),(42),
(45,24,26),(44,32),(1),(52,19,22,41M,23),
(27,37,22),(1),(42,51M),(54M),(37,51M,47),
(49M,25,29,49M)

SCORING	TDR	TOP	TDR1	FG	PAT	S	TP
Willis	0	0	0	27/39	37/37	0	118
E. Smith	12	1	0	0/0	0/0	0	78
Irvin	0	8	0	0/0	0/0	0	48
Novacek	0	4	0	0/0	0/0	0	24
Horton	0	0	2a	0/0	0/0	0	12
Agee	1	0	0	0/0	0/0	0	6
Aikman	1	0	0	0/0	0/0	0	6
Blake	1	0	0	0/0	0/0	0	6
Edwards	0	0	1b	0/0	0/0	0	6
Harper	0	1	0	0/0	0/0	0	6
Johnston	0	1	0	0/0	0/0	0	6
Martin	0	0	1c	0/0	0/0	0	6
Roberts	0	1	0	0/0	0/0	0	6
R. Williams	0	0	1d	0/0	0/0	0	6
Wright	0	0	1e	0/0	0/0	0	6
Hendrix	0	0	0	0/0	0/0	1#	2
Cowboys	15	16	6	27/39	37/37	1	342
Opponents	11	17	4*	29/39	31/32	0	310

- a 20 fumble return vs. N.Y. Giants (9/29)
- b 65 interception return vs. Green Bay (10/6)
- c 36 interception return vs. Cincinnati (10/13)
- d 85 punt return vs. Philadelphia (12/15)
- e 18 blocked punt return vs. Houston (11/10)
- f 102 kickoff return vs. Atlanta (12/22)
- # tackled Booty in end zone vs. Philadelphia (12/25)

* Wilson 82 kickoff return vs. Green Bay (10/6)
White 55 blocked FG return vs. Detroit (10/27)
Crockett 96 interception return vs. Detroit (10/27)
Mayhew 31 int. return vs. Washington (11/24)

USUAL STARTERS

WR	Alvin Harper (5)	LE	Tony Tolbert
	Alfredo Roberts (5)	LT	Tony Casillas
	Alexander Wright (5)	RT	Russell Maryland (7)
LT	Mark Tuinei (12)		Jimmie Jones (6)
	Alan Veingrad (3)		Danny Noonan (3)
LG	Kevin Gogan	RE	Jim Jeffcoat
C	Mark Stepnoski	LLB	Ken Norton
RG	John Gesek	MLB	Jack Del Rio
RT	Nate Newton	RLB	Vinson Smith
TE	Jay Novacek (12)	LCB	Isaac Holt
	Alfredo Roberts (4)	RCB	Larry Brown (13)
WR	Michael Irvin		Manny Hendrix (3)
QB	Troy Aikman (12)	SS	James Washington
	Steve Beuerlein (4)	FS	Ray Horton
RB	Emmitt Smith		
FB	Daryl Johnston	P	Mike Saxon

K Ken Willis Pro Bowlers in Bold

PASSING	ATT	COMP	YDS	PCT	AVG	PCT	PCT	PCT	LG	SKS/YDS	RATING	
Aikman	363	237	2,754	65.3	7.6	11	3.0	10	2.8	61	32/224	86.7
Beuerlein	137	68	909	49.6	6.6	5	3.6	2	1.5	66t	6/49	77.2
Cowboys	500	305	3,663	61.0	7.3	16	3.2	12	2.4	66t	38/273	84.1
Opponents	540	320	3,646	59.3	6.8	17	3.1	12	2.2	67t	23/151	80.8

1992 ★ DALLAS COWBOYS STATISTICS ★ 1992

FIRST PLACE, NFC EAST HEAD COACH: JIMMY JOHNSON				
PRESEASON (2-3)				
Date	W/L	Score	Opponent	Aft.
8/2	L	23-34	Houston @ Tokyo	51,058
8/7	W	27-24	@ Miami	50,803
8/15	L	16-17	HOUSTON	61,334
8/22	W	17-3	DENVER	61,485
8/28	L	13-20	CHICAGO	60,218
REGULAR SEASON (13-3)				
9/7	W	23-10	WASHINGTON	63,538
9/13	W	34-28	@ N.Y. Giants	76,430
9/20	W	31-20	PHOENIX	62,575
9/27			— Bye —	
10/5	L	7-31	@ Philadelphia	66,572
10/11	W	27-0	SEATTLE	62,311
10/18	W	17-10	KANSAS CITY	64,115
10/25	W	28-13	@ L.A. Raiders	91,505
11/1	W	20-10	PHILADELPHIA	65,012
11/8	W	37-3	@ Detroit	74,816
11/15	L	23-27	L.A. RAMS	63,690
11/22	W	16-10	@ Phoenix	72,439
11/26	W	30-3	N.Y. GIANTS	62,416
12/6	W	31-27	@ Denver	74,946
12/13	L	17-20	@ Washington	56,437
12/21	W	41-17	@ Atlanta	67,036
12/27	W	27-14	CHICAGO	63,101
1992 DIVISIONAL PLAYOFFS				
1/10/93	W	34-10	PHILADELPHIA	63,721
1992 NFC CHAMPIONSHIP GAME				
1/17/93	W	30-20	@ San Francisco	64,920
SUPER BOWL XXVII (Pasadena)				
1/31/93	W	52-17	Buffalo	98,374

TEAM STATISTICS	DALLAS	OPP
FIRST DOWNS.....	324	241
Rushing.....	119	68
Passing.....	183	147
Penalty.....	22	26
Third Down-Made/Att.....	87/208	50/184
Third Down Efficiency.....	41.8	27.2
Fourth Down-Made/Att.....	8/12	7/15
TOTAL NET YARDS.....	5,606	3,933
Avg. Per Game.....	350.4	245.8
Total Plays.....	1,014	873
Avg. Per Play.....	5.5	4.5
NET YARDS RUSHING.....	2,121	1,244
Avg. Per Game.....	132.6	77.8
Total Rushes.....	500	345
Avg. Per Rush.....	4.2	3.6
NET YARDS PASSING.....	3,485	2,689
Sacked/Yards Lost.....	23/112	44/347
Gross Yards.....	3,597	3,036
Attempts/Completions.....	491/314	484/263
Pct. of Completions.....	64.0	54.3
Had Intercepted.....	15	17
PUNTS/AVERAGE.....	61/43.0	87/42.1
Net Punting Average.....	33.5	35.1
PUNT RET./AVG.....	44/12.5	34/11.7
KICKOFF RET./AVG.....	37/18.9	60/20.3
INT./AVG. RET.....	17/9.3	15/20.0
PENALTIES/YARDS.....	91/650	94/727
FUMBLES/BALL LOST.....	16/9	25/14
TOUCHDOWNS.....	48	29
Rushing.....	20	11
Passing.....	23	16
Returns.....	5	2
EXTRA POINTS/ATTEMPTS.....	47/48	27/29
FIELD GOALS/ATTEMPTS.....	24/35	14/17
AVG TIME OF POSSESSION.....	33:57	26:03

RUSHING	ATT	YDS	AVG	LG	TD
E. Smith	373	1,713	4.6	68†	18
Richards	49	176	3.6	15	1
Aikman	37	105	2.8	19	1
Johnston	17	61	3.6	14	0
Agee	16	54	3.4	10	0
Harper	1	15	15.0	15	0
Martin	2	13	6.5	8	0
Beuerlein	4	-7	-1.8	-1	0
Irvin	1	-9	-9.0	-9	0
Cowboys	500	2,121	4.2	68†	20
Opponents	345	1,244	3.6	28	11
RECEIVING	NO	YDS	AVG	LG	TD
Irvin	78	1,396	17.9	87†	7
Novacek	68	630	9.3	34	6
E. Smith	59	335	5.7	26†	1
Harper	35	562	16.1	52	4
Martin	32	359	11.2	27	3
Johnston	32	249	7.8	18	2
Roberts	3	36	12.0	18	0
Agee	3	18	6.0	8	0
Richards	3	8	2.7	6	0
Gesek	1	4	4.0	4	0
Cowboys	314	3,597	11.5	87†	23
Opponents	263	3,036	11.5	81	16
INTERCEPTIONS	NO	YDS	AVG	LG	TD
Washington	3	31	10.3	16	0
Gant	3	19	6.3	11	0
Everett	2	28	14.0	17	0
Horton	2	15	7.5	15†	1
Holt	2	11	5.5	8	0
K. Smith	2	10	5.0	7	0
Brown	1	30	30.0	30	0
Myles	1	13	13.0	13	0
Harper	1	1	1.0	1	0
Cowboys	17	158	9.3	30	1
Opponents	15	300	20.0	59	0

PUNTING	NO	YDS	AVG	TB	INT	LG	BL	NET
Saxon	61	2,620	43.0	9	19	58	0	33.5
Cowboys	61	2,620	43.0	9	19	58	0	33.5
Opp.	87	3,660	42.1	3	17	73	2	35.1

PUNT RETURNS	NO	FC	YDS	AVG	LG	TD
Martin	42	18	532	12.7	79†	2
K. Smith	1	0	17	17.0	17	0
Horton	1	0	1	1.0	1	0
Cowboys	44	18	550	12.5	79†	2
Opponents	34	6	397	11.7	65	0

KICKOFF RETURNS	NO	YDS	AVG	LG	TD
Martin	24	503	21.0	59	0
Wright	8	117	14.6	21	0
Holmes	3	70	23.3	28	0
K. Smith	1	9	9.0	9	0
Edwards	1	0	0.0	0	0
Cowboys	37	699	18.9	59	0
Opponents	60	1,217	20.3	42	0

SCORE BY QUARTERS	1	2	3	4	OT	T
Cowboys	108	116	134	51	0	409
Opponents	54	53	51	85	0	243

FIELD GOALS	11-19	20-29	30-39	40-49	50+
Elliot	0-0	6-7	10-14	5-10	3-4
Cowboys	0-0	6-7	10-14	5-10	3-4
Opponents	1-1	4-4	4-5	5-7	0-0

Elliot: (32M),(39.35),(33B.29),(48M),
(31.51,42M),(51M.39),(48M),
(42M.38M.35.48),(25.42.30),(37.42.36),
(28),(45.33.53),(53.32M),(23),
(47.22.46M),(28M.21.34)
Opponents: (49),(1),(22.42),(40),(40M),(32),(0),
(18),(36),(33.44),(20),(35M.42.44M),(1),
(32.22),(27),(1)

SCORING	TDR	P	TD	TDRI	FG	PAT	S	TP
Elliot	0	0	0	24/35	47/48	0	119	
E. Smith	18	1	0	0/0	0/0	0	114	
Irvin	0	7	0	0/0	0/0	0	42	
Novacek	0	6	0	0/0	0/0	0	36	
Martin	0	3	2a	0/0	0/0	0	30	
Harper	0	4	0	0/0	0/0	0	24	
Johnston	0	2	0	0/0	0/0	0	12	
Aikman	1	0	0	0/0	0/0	0	6	
Horton	0	0	1b	0/0	0/0	0	6	
Maryland	0	0	1c	0/0	0/0	0	6	
Richards	1	0	0	0/0	0/0	0	6	
R. Williams	0	0	1d	0/0	0/0	0	6	
Holt	0	0	0	0/0	0/0	1#	2	
Cowboys	20	23	5	24/35	47/48	1	409	
Opponents	11	16	2*	14/17	27/29	0	243	

- a 79 punt return vs. Washington (9/7)
74 punt return vs. L.A. Rams (11/15)
b 15 interception return vs. Seattle (10/11)
c 26 fumble return vs. Chicago (12/27)
d 3 block punt return vs. N.Y. Giants (9/13)
Blocked punt out of end zone vs. Washington (9/7)

* Copeland 0 fumble return vs. Washington (12/13)
Zorich 42 fumble return vs. Chicago (12/27)

USUAL STARTERS			
WR	Alvin Harper	LE	Tony Tolbert
LT	Mark Tuinei (15)	LT	Tony Casillas
LG	Nate Newton (15)	RT	Russell Maryland
C	Mark Stepnoski (14)	RE	Charles Haley (13)
RG	John Gesek		Jim Jeffcoat (3)
RT	Erik Williams	LLB	Vinson Smith (13)
TE	Jay Novacek		Kenneth Gant (3)
WR	Michael Irvin	MLB	Robert Jones (13)
QB	Troy Aikman		Ken Norton (3)
RB	Emmitt Smith	RLB	Ken Norton
FB	Daryl Johnston	LCB	Issiac Holt (11)
			Kevin Smith (5)
K	Lin Elliott	RCB	Larry Brown
P	Mike Saxon	SS	Thomas Everett (9)
		FS	James Washington (6)
			James Washington (9)
			Ry Horton (7)

Pro Bowlers in Bold

PASSING	ATT	COMP	YDS	PCT	AVG	ATT	TD	PCT	INT	PCT	INT	LG	SKS/YDS	RATING
Aikman	473	302	3,445	63.8	7.3	23	4.9	14	3.0	87†	23/112	89.5		
Beuerlein	18	12	152	66.7	8.4	0	0.0	1	5.6	27	0/0	69.7		
Cowboys	491	314	3,597	64.0	7.3	23	4.7	15	3.1	87†	23/112	88.8		
Opponents	484	263	3,036	54.3	6.3	16	3.3	17	3.5	67	44/347	69.9		

1993 ★ DALLAS COWBOYS STATISTICS ★ 1993

STAFF

PLAYERS

2017 SEASON

RECORDS

PLAYOFF
RECORDS

1993
STATISTICS

SIDELINES

FIRST PLACE, NFC EAST HEAD COACH: JIMMY JOHNSON

PRESEASON (1-3-1)					Att.
Date	W/L	Score	Opponent		
8/1	L	7-13	MINNESOTA		60,010
8/8	T	13-13	Det. @ London (OT)		43,522
8/14	W	13-7	L.A. RAIDERS		60,411
8/21	L	20-23	Houston @ San Ant.		63,285
8/27	L	21-23	@ Chicago		56,181
REGULAR SEASON (12-4)					
9/6	L	16-35	@ Washington		56,345
9/12	L	10-13	BUFFALO		63,226
9/19	W	17-10	@ Phoenix		73,025
9/26			- Bye -		
10/3	W	36-14	GREEN BAY		63,568
10/10	W	27-3	@ Indianapolis		60,453
10/17	W	26-17	SAN FRANCISCO		65,099
10/24			- Bye -		
10/31	W	23-10	@ Philadelphia		61,912
11/7	W	31-9	N.Y. GIANTS		64,735
11/14	W	20-15	PHOENIX		64,224
11/21	L	14-27	@ Atlanta		67,337
11/25	L	14-16	MIAMI		60,198
12/6	W	23-17	PHILADELPHIA		64,521
12/12	W	37-20	@ Minnesota		63,321
12/18	W	28-7	@ New York Jets		73,233
12/26	W	38-3	WASHINGTON		64,497
1/2/94	W	16-13	@ N.Y. Giants (OT)		77,356
1993 DIVISIONAL PLAYOFF					
1/16/94	W	27-17	Green Bay		64,790
1993 NFC CHAMPIONSHIP GAME					
1/23/94	W	38-21	San Francisco		64,902
SUPER BOWL XXVII (ATLANTA)					
1/30/94	W	30-13	Buffalo		72,817

TEAM STATISTICS			DALLAS	OPP
FIRST DOWNS	322	297
Rushing	120	94
Passing	172	176
Penalty	30	27
Third Down-Made/Att.	83/198	87/219
Third Down Efficiency	41.9	39.7
Fourth Down-Made/Att.	7/12	6/17
TOTAL NET YARDS	5,615	4,767
Avg. Per Game	350.9	297.9
Total Plays	994	1012
Avg. Per Play	5.6	4.7
NET YARDS RUSHING	2,161	1,651
Avg. Per Game	135.1	103.2
Total Rushes	490	423
Avg. Per Rush	4.4	3.9
NET YARDS PASSING	3,454	3,116
Avg. Per Game	215.9	194.8
Sacks/Yards Lost	29/163	34/231
Gross Yards	3,617	3,347
Attempts/Completions	475/317	555/334
Pct. of Completions	66.7	60.2
Had Intercepted	6	14
PUNTS/AVERAGE	56/41.8	78/41.3
Net Punting Average	37.7	34.8
PUNT RET./AVG.	37/10.3	32/5.3
KICKOFF RET./AVG.	36/21.1	66/18.6
INT./AVG. RET.	14/12.2	6/7.8
PENALTIES/YARDS	94/744	87/653
FUMBLES/BALL LOST	33/16	22/14
TOUCHDOWNS	41	23
Rushing	20	7
Passing	18	14
Returns	3	2
EXTRA POINTS/ATTEMPTS	40/41	23/23
FIELD GOALS/ATTEMPTS	30/37	22/27
AVG TIME OF POSSESSION	30:56	29:04

RUSHING		ATT	YDS	AVG	LG	TD							
E. Smith		283	1,486	5.3	62t	9							
Lassic		75	269	3.6	15	3							
Coleman		34	132	3.9	16	2							
Aikman		32	125	3.9	20	0							
Johnston		24	74	3.1	11	3							
Gainer		9	29	3.2	8	0							
K. Williams		7	26	3.7	12	2							
Agee		6	13	2.2	6	0							
Kosar		9	7	0.8	4	0							
Irvin		2	6	3.0	9	0							
Novacek		1	2	2.0	2t	1							
J. Garret		8	-8	-1.0	0	0							
Cowboys		490	2,161	4.4	62t	20							
Opponents		423	1,651	3.9	77t	7							
RECEIVING		NO	YDS	AVG	LG	TD							
Irvin		88	1,330	15.1	61t	7							
E. Smith		57	414	7.3	86	1							
Johnston		50	372	7.4	20	1							
Novacek		44	445	10.1	30	1							
Harper		36	777	21.6	80t	5							
K. Williams		20	151	7.6	33	2							
Lassic		9	37	4.1	9	0							
Gainer		6	37	6.3	8	0							
Coleman		4	24	6.0	10	0							
T. Williams		1	25	25.0	25	0							
Price		1	4	4.0	4	0							
Galbraith		1	1	1.0	1t	1							
Cowboys		317	3,617	11.4	86	18							
Opponents		334	3,347	10.0	70t	14							
INTERCEPTIONS		NO	YDS	AVG	LG	TD							
K. Smith		6	56	9.3	32t	1							
Bates		2	25	12.5	22	0							
Everett		2	25	12.5	17	0							
Washington		1	38	38.0	24	0							
Norton		1	25	25.0	25	0							
Marion		1	2	2.0	2	0							
Gant		1	0	0.0	0	0							
Cowboys		14	171	12.2	32t	1							
Opponents		6	47	7.8	26	0							
PUNTING		NO	YDS	AVG	TB	IN20	LG	BL	NET				
Jett		56	2,342	41.8	3	22	59	0	37.7				
Cowboys		56	2,342	41.8	3	22	59	0	37.7				
Opp.		78	3,219	41.3	6	21	60	0	34.8				
PUNT RETURNS		NO	FC	YDS	AVG	LG	TD						
K. Williams		36	14	381	10.6	64t	2						
Washington		1	0	0	0.0	0	0						
Cowboys		37	14	381	10.3	64t	2						
Opponents		32	12	169	5.3	20	0						
KICKOFF RETURNS		NO	YDS	AVG	LG	TD							
K. Williams		31	689	22.2	49	0							
K. Smith		1	33	33.0	33	0							
Gant		1	18	18.0	18	0							
R. Jones		1	12	12.0	12	0							
Hennings		1	7	7.0	7	0							
Novacek		1	-1	-1.0	-1	0							
Vanderbeek		0	0	0.0	0	0							
Cowboys		36	758	21.1	49	0							
Opponents		66	1,225	18.6	95t	1							
PASSING		ATT	COMP	YDS	PCT	AVG	ATT	PCT	PCT	PCT	LG	SKS/YDS	RATING
Aikman		392	271	3,100	69.1	7.9	15	3.8	6	1.5	80t	26/153	99.0
Kosar		63	36	410	57.1	6.5	3	4.8	0	0.0	86t	2/4	92.7
J. Garret		19	9	61	47.4	3.2	0	0.0	0	0.0	16	1/6	54.9
Harper		1	1	46	100.0	46.0	0	0.0	0	0.0	46	0/0	118.8
Cowboys		475	317	3,617	66.7	7.6	18	3.8	6	1.3	86	29/163	96.8
Opponents		555	334	3,347	60.2	6.0	14	2.5	14	2.5	70t	34/231	75.3

SCORE BY QUARTERS							
	1	2	3	4	OT	T	
Cowboys	76	124	86	87	3	376	
Opponents	43	46	79	61	0	229	
FIELD GOALS							
	11-19	20-29	30-39	40-49	50+		
Murray	4-4	4-4	9-12	8-8	3-5		
Elliott	0-0	1-1	0-1	1-2	0-0		
Cowboys	4-4	5-5	9-13	9-10	3-5		
Opponents	3-3	11-11	5-6	3-7	0-0		
Murray:	(1), (3), 23.50M, (33, 19, 19.50, 48), (30, 32), (48, 39, 29, 35M, 18), (35, 23, 40), (34, 54M), (44, 43), (-), (32M), (23, 19, 47), (51, 52, 46), (1), (39M, 38), (32, 38, 41)						
Elliott:	(22), (49M, 43, 30M)						
Opponents:	(32M), (48, 35), (20), (42M), (27), (25), (33), (21, 45, 29), (19, 47), (26, 24), (44M, 20, 31, 41B, 19), (25, 44M), (19, 21), (1), (32), (29, 31)						
SCORING							
	TDR	TDP	TDR1	FG	PAT	S	TP
Murray	0	0	0	28/33	38/38	0	122
E. Smith	9	1	0	0/0	0/0	0	60
Irvin	0	7	0	0/0	0/0	0	42
K. Williams	2	2	2a	0/0	0/0	0	36
Harper	0	5	0	0/0	0/0	0	30
Johnston	3	1	0	0/0	0/0	0	24
Lassic	3	0	0	0/0	0/0	0	18
Coleman	0	2	0	0/0	0/0	0	12
Novacek	1	1	0	0/0	0/0	0	12
Elliott	0	0	0	2/4	2/3	0	8
Galbraith	0	1	0	0/0	0/0	0	6
K. Smith	0	0	1b	0/0	0/0	0	6
Cowboys	20	18	3	30/37	40/41	0	376
Opponents	7	14	2*	22/27	23/23	1	229
a	64 punt return, vs. Miami (11/25)						
	62 punt return, vs. Washington (11/26)						
b	32 interception return, @ N.Y. Jets (12/18)						
*	95 kickoff return, R Brooks, vs. Green Bay (10/3)						
	47 fumble return, E. Davis, vs. S.F. (10/17)						
#	Kosar grounding in end zone vs. Phoenix (11/14)						

USUAL STARTERS

WR	Alvin Harper	LE	Tony Tolbert
LT	Mark Tuinei	RT	Tony Casillas
LG	Nate Newton	LT	Russell Maryland (12)
C	Mark Stepnoski (13)		Leon Lett (4)
	Frank Cornish (3)	RE	Charles Haley (11)
RG	Kevin Gant		Jim Jeffcoat (3)
TE	Erik Williams	LLB	Dixon Edwards
RT	Jay Novacek	MLB	Ken Norton (13)
WR	Michael Irvin		Robert Jones (3)
QB	Troy Aikman	RLB	Darrin Smith (12)
RB	Emmitt Smith (13)		Ken Norton (3)
	Derrick Lassic (3)	LCB	Kevin Smith
FB	Darryl Johnston	RCB	Larry Brown
		SS	Darren Woodson
K	Eddie Murray	FS	Thomas Everett
P	John Jett		

Pro Bowlers in Bold

1994 ★ DALLAS COWBOYS STATISTICS ★ 1994

FIRST PLACE, NFC EAST HEAD COACH: JIMMY JOHNSON

PRESEASON (2-3)				
Date	W/L	Score	Opponent	Aft.
7/31	W	17-9	MINNESOTA	59,062
8/7	L	19-27	L.A. RAIDERS	61,332
8/15	L	0-6	Hous. @ Mex. City	112,376
8/21	W	34-10	DENVER	63,923
8/25	L	10-28	@ New Orleans	57,281
REGULAR SEASON (12-4)				
9/4	W	26-9	@ PITTSBURGH	60,156
9/11	W	20-17	HOUSTON	64,402
9/19	L	17-20	DETROIT (OT)	64,102
9/25			- Bye -	
10/2	W	34-7	@ Washington	55,394
10/9	W	38-3	ARIZONA	64,518
10/16	W	24-13	PHILADELPHIA	64,703
10/23	W	28-21	@ Arizona	71,023
10/30	W	23-20	@ Cincinnati	57,096
11/7	W	30-10	N.Y. GIANTS	64,836
11/13	L	14-21	@ San Francisco	69,014
11/20	W	31-7	WASHINGTON	64,644
11/24	W	42-31	GREEN BAY	64,597
12/4	W	31-19	@ Philadelphia	65,947
12/10	L	14-19	CLEVELAND	64,826
12/19	W	24-16	@ New Orleans	67,323
12/24	L	10-15	@ N.Y. Giants	66,943

1994 DIVISIONAL PLAYOFF

1/8/95	W	35-9	GREEN BAY	64,475
--------	---	------	-----------	--------

1994 NFC CHAMPIONSHIP GAME

1/15/95	L	28-38	@ San Francisco	69,125
---------	---	-------	-----------------	--------

TEAM STATISTICS	DALLAS	OPP
FIRST DOWNS.....	322	273
Rushing.....	136	86
Passing.....	160	157
Penalty.....	26	30
Third Down-Made/Att.....	93/209	91/229
Third Down Efficiency.....	44.5	39.7
Fourth Down-Made/Att.....	6/7	8/17
TOTAL NET YARDS.....	5,321	4,313
Avg. Per Game.....	332.6	269.6
Total Plays.....	1,018	1,006
Avg. Per Play.....	5.2	4.3
NET YARDS RUSHING.....	1,953	1,561
Avg. Per Game.....	122.1	97.6
Total Rushes.....	550	437
Avg. Per Rush.....	3.6	3.6
NET YARDS PASSING.....	3,368	2,752
Avg. Per Game.....	210.5	172.0
Sacks/Yards Lost.....	20/93	47/299
Gross Yards.....	3,461	3,051
Attempts/Completions.....	418/282	522/269
Pct. of Completions.....	62.9	51.5
Had Intercepted.....	14	22
PUNTS/AVERAGE.....	70/41.9	84/43.3
Net Punting Average.....	35.4	36.8
PUNT RET./AVG.....	44/9.2	36/10.5
KICKOFF RET./AVG.....	50/25.7	82/20.8
INT./AVG. RET.....	22/13.5	14/12.9
PENALTIES/YARDS.....	100/895	102/826
FUMBLES/BALL LOST.....	22/10	15/9
TOUCHDOWNS.....	50	27
Rushing.....	26	8
Passing.....	19	19
Returns.....	5	0
EXTRA POINT/ATTEMPTS.....	48/50	24/27
Kicking Made-Attempts.....	48/48	24/24
Passing Made-Attempts.....	0/0	0/2
Rushing Made-Attempts.....	0/2	0/1
FIELD GOALS/ATTEMPTS.....	22/29	20/25
AVG. TIME OF POSSESSION.....	31:35	28:25

RUSHING	ATT	YDS	AVG	LG	TD
E. Smith	368	1,484	4.0	46	21
Coleman	64	180	2.8	13	1
Johnston	40	138	3.5	9	2
B. Thomas	24	70	2.9	11	1
Aikman	30	62	2.1	13	1
K. Williams	6	20	3.3	8	0
Agee	5	4	0.8	3	0
Wilson	1	-1	-1.0	-1	0
Garrett	3	-2	-0.7	0	0
Peete	9	-2	-0.2	2	0
Cowboys	550	1,953	3.6	46	26
Opponents	437	1,561	3.6	40	8

RECEIVING	NO	YDS	AVG	LG	TD
Irvin	79	1,241	15.7	65t	6
E. Smith	50	341	6.8	68	1
Novacek	47	475	10.1	27	2
Johnston	44	325	7.4	24	2
Harper	33	821	24.9	90	8
K. Williams	13	181	13.9	29	0
Coleman	8	46	5.8	14	0
Galbraith	4	31	7.8	15	0
B. Thomas	2	1	0.5	5	0
Agee	1	2	2.0	2	0
Kennard	1	-3	-3.0	-3	0
Cowboys	282	3,461	12.3	90	19
Opponents	269	3,051	11.3	67t	19

INTERCEPTIONS	NO	YDS	AVG	LG	TD
Woodson	5	140	28.0	94t	1
Washington	5	43	8.6	25	0
Brown	4	21	5.3	14	0
D. Smith	2	13	6.5	13t	1
K. Smith	2	11	5.5	11	0
Tolbert	1	54	54.0	54t	1
Marion	1	11	11.0	11	0
Haley	1	1	1.0	1	0
Gant	1	0	0.0	0	0
Holmes	0	3	3.0	3	0
Cowboys	22	297	13.5	94t	3
Opponents	14	180	12.9	56	0

PUNTING	NO	YDS	AVG	TB	IN20	LG	BL	NET
Jett	70	2,935	41.9	4	26	58	0	35.4
Cowboys	70	2,935	41.9	4	26	58	0	35.4
Opp.	84	3,637	43.3	7	31	80	0	36.8

PUNT RETURNS	NO	FC	YDS	AVG	LG	TD
K. Williams	39	13	349	8.9	83t	1
Holmes	5	1	55	11.0	19	0
Cowboys	44	14	404	9.2	83t	1
Opponents	36	14	378	10.5	58	0

KICKOFF RETURNS	NO	YDS	AVG	LG	TD
K. Williams	43	1,148	26.7	87t	1
Holmes	4	89	22.3	32	0
Marion	2	39	19.5	21	0
R. Jones	1	8	8.0	8	0
Cowboys	50	1,284	25.7	87t	1
Opponents	82	1,709	20.8	67	0

SCORE BY QUARTERS	1	2	3	4	OT	T
Cowboys	100	122	104	88	0	414
Opponents	34	93	46	72	3	248

PASSING	ATT	COMP	YDS	PCT	AVG	TD	PCT	INT	PCT	LG	SKS/YDS	RATING
Aikman	361	233	2,676	64.5	7.4	13	3.6	12	3.3	90	14/59	84.9
Peete	56	33	470	58.9	8.4	4	7.1	1	1.8	65t	7/21	102.5
Garrett	31	16	315	51.6	10.2	2	6.5	1	3.2	68t	2/13	95.5
Cowboys	448	282	3,461	62.9	7.7	19	4.2	14	3.1	90	20/93	87.8
Opponents	522	269	3,051	51.5	5.8	19	3.6	22	4.2	67t	47/299	64.0

FIELD GOALS	11-19	20-29	30-39	40-49	50+
Boniol	3-3	3-4	10-12	6-9	0-1
Cowboys	3-3	3-4	10-12	6-9	0-1
Opponents	1-1	6-6	8-8	5-6	0-4

Boniol: (40,31,21,32),(45,29),(19),(28,47),
(41M,19),(37),(43B),(38M,37,43,38),(45),
(43M),(32,51M),(41,37,35),(19),(0),
(30,20B),(37,37M)
Opponents: (41),(41),(32,51M,57B,51B,44),
(1,42),(1),(0),(22,33),(23),(0),(53M),(28),
(22,19),(34,32,43,32),(40M,21,32,29),(38,30)

SCORING	TDR	TDP	TDR1	FG	PAT	\$	TP
E. Smith	21	1	0	0/0	0/0	0	132
Boniol	0	0	0	22/29	48/48	0	114
Harper	0	8	0	0/0	0/0	0	48
Irvin	0	6	0	0/0	0/0	0	36
Johnston	2	2	0	0/0	0/0	0	24
Novacek	0	2	0	0/0	0/0	0	12
K. Williams	0	0	2a	0/0	0/0	0	12
Aikman	1	0	0	0/0	0/0	0	6
Coleman	1	0	0	0/0	0/0	0	6
D. Smith	0	0	1b	0/0	0/0	0	6
B. Thomas	1	0	0	0/0	0/0	0	6
Tolbert	0	0	1c	0/0	0/0	0	6
Woodson	0	0	1d	0/0	0/0	0	6
Cowboys	26	19	5	22/29	48/48	0	414
Opponents	8	19	0	20/25	24/24	1*	248

2-Pt Conversions: Team 0-2, Opponents 0-3

- a 87 kickoff return vs. Arizona (10/9)
83 punt return vs. Washington (11/20)
b 13 interception return @ New Orleans (12/19)
c 54 interception return, @ New Orleans (12/19)
d 94 interception return @ Philadelphia (12/4)

* R Peete fum. out of end zone, @ NY Giants (12/24)

USUAL STARTERS

WR	Alvin Harper	LE	Tony Tolbert
LT	Mark Tuinei	LT	Russell Maryland
LG	Nate Newton	RT	Leon Lett
C	Mark Stepnoski	RE	Charles Haley
RG	Derrek Kennard	LLB	Dixon Edwards
RT	Larry Allen (9)	MLB	Robert Jones
	Jay Williams (7)	LCB	Darrin Smith
TE	Jay Novacek	RCB	Kevin Smith
WR	Michael Irvin	RCB	Larry Brown
QB	Troy Aikman	SS	Darren Woodson
RB	Emmitt Smith	FS	James Washington
FB	Darryl Johnston		

Pro Bowlers in Bold

K	Chris Boniol
P	John Jett

1995 ★ DALLAS COWBOYS STATISTICS ★ 1995

FIRST PLACE, NFC EAST HEAD COACH: BARRY SWITZER			
PRESEASON (2-3)			
Date	W/L	Score	Opponent
7/29	W	21-15	BUFFALO
8/5	L	14-27	OAKLAND
8/12	L	7-9	Buffalo @ Toronto
8/21	L	17-20	@ Denver
8/26	W	10-0	Houston @ San Ant.
REGULAR SEASON (12-4)			
Date	W/L	Score	Opponent
9/4	W	35-0	@ N.Y. Giants
9/10	W	31-21	DENVER
9/17	W	23-17	@ Minnesota (OT)
9/24	W	34-20	ARIZONA
10/1	L	23-27	@ Washington
10/8	W	34-24	GREEN BAY
10/15	W	23-9	@ San Diego
10/22		-Bye-	
10/29	W	28-13	@ Atlanta
11/6	W	34-12	PHILADELPHIA
11/12	L	20-38	SAN FRANCISCO
11/19	W	34-21	@ Oakland
11/23	W	24-12	KANSAS CITY
12/3	L	17-24	WASHINGTON
12/10	L	17-20	@ Philadelphia
12/17	W	21-20	N.Y. GIANTS
12/25	W	37-13	@ Arizona
1995 DIVISIONAL PLAYOFF			
1/7/96	W	30-11	PHILADELPHIA
1995 NFC CHAMPIONSHIP GAME			
1/14/96	W	38-27	GREEN BAY
SUPER BOWL XXX (PHOENIX)			
1/28/96	W	27-17	Pittsburgh

TEAM STATISTICS	DALLAS	OPP
FIRST DOWNS	364	303
Rushing	141	113
Passing	195	165
Penalty	28	25
Third Down-Made/Att.	83/186	97/216
Third Down Efficiency	44.6	44.9
Fourth Down-Made/Att.	8/13	8/19
TOTAL NET YARDS	5,824	5,044
Avg. Per Game	364.0	315.3
Total Plays	1,007	1,001
Avg. Per Play	5.8	5.0
NET YARDS RUSHING	2,201	1,772
Avg. Per Game	137.6	110.8
Total Rushes	495	442
Avg. Per Rush	4.4	4.0
NET YARDS PASSING	3,623	3,272
Avg. Per Game	226.4	204.5
Sacked/Yards Lost	18/118	36/219
Gross Yards	3,741	3,491
Attempts/Completions	494/322	523/293
Pct. of Completions	65.2	56.0
Had Intercepted	10	19
PUNTS/AVERAGE	55/40.8	65/42.7
Net Punting Average	34.7	37.8
PUNT RET./AVG.	23/11.1	22/9.8
KICKOFF RET./AVG.	58/22.0	85/19.5
INT./AVG. RET.	19/13.7	10/15.5
PENALTIES/YARDS	90/695	112/913
FUMBLES/BALL LOST	24/13	16/6
TOUCHDOWNS	51	32
Rushing	29	13
Passing	18	17
Returns	4	2
EXTRA POINT/ATTEMPTS	47/50	30/32
Kicking Made-Attempts	46/48	29/29
Passing Made-Attempts	1/2	1/3
Rushing Made-Attempts	0/0	0/0
FIELD GOALS/ATTEMPTS	27/28	22/27
AVG. TIME OF POSSESSION	31:15	28:45

RUSHING	ATT	YDS	AVG	LG	TD			
E. Smith	377	1,773	4.7	60t	25			
S. Williams	48	205	4.3	44t	1			
Johnston	25	111	4.4	18	2			
K. Williams	10	53	5.3	14	0			
Aikman	21	32	1.5	12	1			
Wilson	10	12	1.2	11	0			
Sanders	2	9	4.5	8	0			
Lang	1	7	7.0	7	0			
Garrett	1	-1	1.0	-1	0			
Cowboys	495	2,201	4.4	60t	29			
Opponents	442	1,772	4.0	48t	13			
RECEIVING	NO	YDS	AVG	LG	TD			
Irvin	111	1,603	14.4	50	10			
Novacek	62	705	11.4	33t	5			
E. Smith	62	375	6.0	40	0			
K. Williams	38	613	16.1	48t	2			
Johnston	30	248	8.3	24	1			
Bjornson	7	53	7.6	16	0			
Fleming	6	83	13.8	16	0			
S. Williams	3	28	9.3	24	0			
Sanders	2	25	12.5	19	0			
Watkins	1	8	8.0	8	0			
Cowboys	322	3,741	11.6	50	18			
Opponents	293	3,491	11.9	81t	17			
INTERCEPTIONS	NO	YDS	AVG	LG	TD			
Brown	6	124	20.7	65t	2			
Marion	6	40	6.7	32t	1			
Woodson	2	46	23.0	37t	1			
Sanders	2	34	17.0	34	0			
Myles	1	15	15.0	15	0			
Brice	1	2	2.0	2	0			
Holmes	1	0	0.0	0	0			
Cowboys	19	261	13.7	65t	4			
Opponents	10	155	15.5	48t	1			
PUNTING	NO	YDS	AVG	TB	IN	LG	BL	NET
Jett	53	2,166	40.9	6	17	58	0	34.5
Boniol	2	77	38.5	0	2	56	0	38.5
Cowboys	55	2,243	40.8	6	19	58	0	34.7
Opp.	65	2,775	42.7	3	22	60	0	37.8
PUNT RETURNS	NO	FC	YDS	AVG	LG	TD		
K. Williams	18	15	166	9.2	30	0		
Holmes	4	1	35	8.8	13	0		
Sanders	1	1	54	54.0	43	0		
Cowboys	23	17	255	11.1	43	0		
Opponents	22	10	216	9.8	21	0		
KICKOFF RETURNS	NO	YDS	AVG	LG	TD			
K. Williams	49	1,108	22.6	43	0			
Holmes	5	134	26.8	46	0			
Marion	1	16	16.0	16	0			
Sanders	1	15	15.0	15	0			
Schwartz	1	9	9.0	9	0			
Watkins	1	-6	-6.0	-6	0			
Cowboys	58	1,276	22.0	46	0			
Opponents	85	1,661	19.5	59	0			
SCORE BY QUARTERS	1	2	3	4	OT	T		
Cowboys	102	133	83	111	6	435		
Opponents	38	104	78	71	0	291		
PASSING	ATT	COMP	YDS	PCT	AVG	ATT	TD	
Aikman	432	280	3,304	64.8	7.7	16	3.7	
Wilson	57	38	391	66.7	6.9	1	1.8	
Garrett	5	4	46	80.0	9.2	1	20.0	
Cowboys	494	322	3,741	65.2	7.6	18	3.6	
Opponents	523	292	3,491	56.0	6.7	17	3.3	

FIELD GOALS	11-19	20-29	30-39	40-49	50+			
Boniol	0-0	11-12	13-13	3-3	0-0			
Cowboys	0-0	11-12	13-13	3-3	0-0			
Opponents	1-1	7-7	7-8	7-10	0-1			
Boniol: (),(45),(39,20M),(25,30),(32,34,23), (24,35),(30),(),(42,37),(26,37),(26,38), (20),(37),(21),(27,32,23,45,35),(39,23,24), (38,46),(42),(),(21,40),(36,37),(26),(31M), (34,37),(47),(42,27,38,42),(40M,20,27), (21,23)								
SCORING	TDR	TDP	TDR1	2PI	FG	PAT	S	TP
E. Smith	25	0	0	0	0/0	0/0	0	150
Boniol	0	0	0	0	27/28	46/48	0	127
Irvin	0	0	0	0	0/0	0/0	0	30
Novacek	0	5	0	1	0/0	0/0	0	62
Johnston	2	1	0	0	0/0	0/0	0	18
Brown	0	0	2a	0	0/0	0/0	0	12
K. Williams	0	2	0	0	0/0	0/0	0	12
Aikman	1	0	0	0	0/0	0/0	0	6
Marion	0	0	1b	0	0/0	0/0	0	6
S. Williams	1	0	0	0	0/0	0/0	0	6
Woodson	0	0	1c	0	0/0	0/0	0	6
Cowboys	29	18	4	1	27/28	46/48	0	435
Opponents	13	7	2*	1	22/27	29/29	1	291
2-Pt Conversions: Team 1-2, Opponents 1-3								
a 20 interception return vs Philadelphia (11/6)								
65 interception return @ Philadelphia (12/10)								
b 32 interception return @ Arizona (1V25)								
c 37 interception return @ Washington (10/1)								
* Hanks 38 fumble return vs San Francisco (11/12)								
A. Williams 48 int. return @ Arizona (12/25)								
+ Aikman sacked in end zone @ San Diego (10/15)								

WR

Kevin Williams

LE

Tony Tolbert

LT

Mark Tuinei

RT

Russell Maryland

LG

Nate Newton

RT

Leon Lett (10)

C

Ray Donaldson (12)

RE

Chad Hennings (6)

Derrek Kennard (4)

RE

Charles Haley (11)

RG

Larry Allen

MLB

Shante Carver (3)

RT

Erik Williams

LLB

Dixon Edwards

TE

Jay Novacek

MLB

Robert Jones (12)

WR

Michael Irvin

ROB

Godfrey Myles (4)

QB

Troy Aikman

LB

Darrin Smith (9)

RB

Emmit Smith

LB

Godfrey Myles (7)

FB

Daryl Johnston

LCB

Deion Sanders (9)

Clayton Holmes (6)

P

Chris Boniol

RCB

Larry Brown

K

John Jett

SSB

Darren Woodson

FS

Brook Marion

Pro Bowlers in Bold

1996 ★ DALLAS COWBOYS STATISTICS ★ 1996

FIRST PLACE, NFC EAST HEAD COACH: BARRY SWITZER

PRESEASON (2-3)				
Date	W/L	Score	Opponent	Att.
7/27	W	35-34	OAKLAND	61,524
8/5	L	6-32	Kan. City @ Mont.	45,128
8/12	L	7-31	NEW ENGLAND	57,874
8/17	L	3-20	DENVER	56,115
8/24	W	24-19	Houston @ Orlando	44,296
REGULAR SEASON (10-6)				
9/2	L	6-22	@ Chicago	63,076
9/8	W	27-0	N.Y. GIANTS	63,069
9/15	L	24-25	INDIANAPOLIS	63,021
9/22	L	7-10	@ Buffalo	78,098
9/30	W	23-19	@ Philadelphia	67,201
10/6			- Bye -	
10/13	W	17-3	ARIZONA	64,096
10/20	W	32-28	ATLANTA	64,091
10/27	W	29-10	@ Miami	75,283
11/3	L	21-31	PHILADELPHIA	64,952
11/10	W	20-17	@ San Fran. (OT)	68,919
11/18	W	21-6	GREEN BAY	65,032
11/24	L	6-20	@ N.Y. Giants	77,081
11/28	W	21-10	WASHINGTON	64,955
12/8	W	10-6	@ Arizona	70,763
12/15	W	12-6	NEW ENGLAND	65,578
12/22	L	10-37	@ Washington	56,454

1996 NFC WILD CARD GAME

12/28	W	40-15	MINNESOTA	64,682
-------	---	-------	-----------	--------

1996 DIVISIONAL PLAYOFF

1/5/97	L	17-26	@ Carolina	72,808
--------	---	-------	------------	--------

TEAM STATISTICS			DALLAS	OPP
FIRST DOWNS.....	286	260	
Rushing.....	105	89	
Passing.....	163	144	
Penalty.....	18	27	
Third Down-Made/Att.....	89/213	73/212	
Third Down Efficiency.....	41.8	34.4	
Fourth Down-Made/Att.....	4/8	12/20	
TOTAL NET YARDS.....	4,763	4,382	
Avg. Per Game.....	297.7	273.9	
Total Plays.....	981	958	
Avg. Per Play.....	4.9	4.6	
NET YARDS RUSHING.....	1,641	1,576	
Avg. Per Game.....	102.6	98.5	
Total Rushes.....	475	437	
Avg. Per Rush.....	3.5	3.6	
NET YARDS PASSING.....	3,122	2,806	
Avg. Per Game.....	195.1	175.4	
Sacked/Yards Lost.....	19/127	37/219	
Gross Yards.....	3,249	3,025	
Attempts/Completions.....	487/307	484/271	
Pct. of Completions.....	63.0	56.0	
Had Intercepted.....	14	19	
PUNTS/AVERAGE.....	74/42.6	75/46.1	
Net Punting Average.....	36.8	39.5	
PUNT RET./AVG.....	44/9.0	32/7.8	
KICKOFF RET./AVG.....	53/25.3	70/20.4	
INT./AVG. RET.....	19/8.6	14/17.9	
PENALTIES/YARDS.....	103/832	94/717	
FUMBLES/BALL LOST.....	24/15	26/14	
TOUCHDOWNS.....	27	24	
Rushing.....	14	10	
Passing.....	12	10	
Returns.....	1	4	
EXTRA POINT/ATTEMPTS.....	26/27	20/24	
Kicking Made-Attempts.....	24/25	20/20	
Passing Made-Attempts.....	2/2	0/3	
Rushing Made-Attempts.....	0/0	0/1	
FIELD GOALS/ATTEMPTS.....	32/36	28/32	
AVG TIME OF POSS.....	30:53	29:07	

RUSHING	ATT	YDS	AVG	LG	TD
E. Smith	327	1,204	3.7	42	12
Sh. Williams	69	269	3.9	27	0
Walker	10	83	8.3	39	1
Johnston	22	48	2.2	7	0
Aikman	35	42	1.2	10	1
K. Williams	4	11	2.8	9	0
Wilson	4	5	1.3	8	0
Sanders	3	2	0.7	3	0
Jett	1	-23	-23.0	-23	0
Cowboys	475	1,641	3.5	42	14
Opponents	437	1,576	3.6	37	10

RECEIVING	NO	YDS	AVG	LG	TD
Bjornson	64	962	15.0	61	2
E. Smith	48	388	8.1	25	3
Johnston	47	249	5.3	21	3
Sanders	43	278	6.5	23	1
K. Williams	36	475	13.2	41	1
Martin	27	323	12.0	31	1
Walker	25	380	15.2	60	1
Sh. Williams	7	89	12.7	24	0
Armstrong	5	41	8.2	13	0
St. Williams	2	10	5.0	6	0
Mitchell	1	32	32.0	32	0
Ware	1	17	17.0	17	0
Ware	1	5	5.0	5	0
Cowboys	307	3,249	10.6	61	12
Opponents	271	3,025	11.2	52	10

INTERCEPTIONS	NO	YDS	AVG	LG	TD
K. Smith	5	45	9.0	24	0
Woodson	5	43	8.6	21	0
Teague	4	47	11.8	22	0
Harper	2	30	15.0	15	0
Sanders	2	3	1.5	2	0
Strickland	1	0	0.0	0	0
Cowboys	19	168	8.8	24	0
Opponents	14	250	17.9	104	1

PUNTING	NO	YDS	AVG	TB	INT	LG	BL	NET
Jett	74	3,150	42.6	9	22	60	0	36.8
Cowboys	74	3,150	42.6	9	22	60	0	36.8
Opp.	75	3,459	46.1	5	23	67	0	39.5

PUNT RETURNS	NO	FC	YDS	AVG	LG	TD
Martin	41	10	373	9.1	22	0
K. Williams	2	0	17	8.5	9	0
Sanders	1	1	4	4.0	4	0
Cowboys	44	11	394	9.0	22	0
Opponents	32	23	249	7.8	52	0

KICKOFF RETURNS	NO	YDS	AVG	LG	TD
Walker	27	779	28.9	89	0
K. Williams	21	471	22.4	39	0
Marion	3	68	22.7	37	0
C. Williams	2	21	10.5	21	0
Cowboys	53	1,339	25.3	89	0
Opponents	70	1,431	20.4	50	0

SCORE BY QUARTERS	1	2	3	4	OT	T
Cowboys	60	85	57	81	3	286
Opponents	52	80	51	67	0	250

PASSING	ATT	COMP	YDS	PCT	ATT	TD	INT	PCT	PCT	LG	SKS/YDS	RATING
Aikman	465	296	3,126	63.7	6.7	12	2.6	13	2.8	61	18/120	80.1
Wilson	18	8	79	44.4	4.4	0	0.0	1	5.6	20	1/7	34.3
Garrett	3	3	44	100.0	14.7	0	0.0	0	0.0	32	0/0	118.8
Sh. Williams	1	0	0	0.0	0.0	0	0.0	0	0.0	0	0/0	39.6
Cowboys	487	307	3,249	63.0	6.7	12	2.5	14	2.9	61	19/127	78.6
Opponents	484	271	3,025	56.0	6.3	10	2.1	19	3.9	52	37/219	65.3

FIELD GOALS	11-19	20-29	30-39	40-49	50+
Boniol	1-1	13-13	12-13	5-7	1-2
Cowboys	1-1	13-13	12-13	5-7	1-2
Opponents	1-1	10-11	8-10	7-8	2-2

Boniol: (28,43M,28), (23,29), (52,40M,57M), (36B), (46,30,21), (23), (49), (33,29,24), (19,37), (26,29), (45,37,42,45,35,39,28), (31,37), (31), (23,36,35,29), (34)
Opponents: (31,35M,42,34), (1), (23,25,52,43), (32), (46,29B), (49), (23,54,32,28,37), (26), (30), (28), (32M), (45,46), (40B,21), (33,28), (21,30), (46,29,18)

SCORING	TDR	TDP	TDR	2PT	FG	PAT	S	TP
Boniol	0	0	0	0	32/36	24/25	0	120
E. Smith	12	3	0	0	0/0	0/0	0	90
Bjornson	0	3	0	1	0/0	0/0	0	20
Irvin	0	2	0	1	0/0	0/0	0	14
Sanders	0	1	1a	0	0/0	0/0	0	12
Aikman	1	0	0	0	0/0	0/0	0	6
Johnston	0	1	0	0	0/0	0/0	0	6
Martin	0	1	0	0	0/0	0/0	0	6
Walker	1	0	0	0	0/0	0/0	0	6
K. Williams	0	1	0	0	0/0	0/0	0	6
Cowboys	14	12	1	0	32/36	24/25	0	286
Opponents	10	10	4*	0	28/32	20/20	0	1250

2-PT Conversions: Cowboys 2-2 Opponents 0-4

a 22 fumble return vs. Indianapolis (9/15)

* Cox 0 fumble recovery @ Chicago (9/2)
Hall 32 interception return @ Philadelphia (9/30)
Vincent 90 interception return vs. Philadelphia (11/3)
Wooten 54 fumble return @ N.Y. Giants (11/24)
+ Jett runs out of end zone @ Philadelphia (9/30)

USUAL STARTERS

WR	Kevin Williams (9)	LE	Tony Tolbert
WR	Deion Sanders (3)	LT	Chad Hennings
LG	Mark Tuinei	RT	Leon Lett
LT	Nate Newton	RE	Shante Carver (7)
C	Ray Donaldson		Charles Haley (5)
RG	Larry Allen		Hurvin McCormack (3)
RT	Erik Williams	LLB	Broderick Thomas (8)
TE	Eric Bjornson (10)	RLB	Randall Godfrey (6)
WR	Tyji Armstrong (5)	MLB	Fred Strickland
WR	Michael Irvin (11)	DLB	Darrian Smith
WR	Deion Sanders (5)	KCB	Kevin Smith
QB	Troy Aikman	RCB	Deion Sanders
QB	Emmitt Smith	SS	Darren Woodson
FB	Daryl Johnston	FS	Brock Marion (10)
			George Teague (6)

K Chris Boniol
P John Jett
ST Jim Schwantz

Pro Bowlers in Bold

1997 ★ DALLAS COWBOYS STATISTICS ★ 1997

FOURTH PLACE, NFC EAST HEAD COACH: BARRY SWITZER

PRESEASON (2-2)					Att.
Date	W/L	Score	Opponent		
8/3	L	27-34	OAKLAND		61,028
8/8	L	10-16	@ New England		58,440
8/15	W	34-31	ST. LOUIS		60,402
8/22	W	34-10	TENNESSEE		61,001
REGULAR SEASON (6-10)					Att.
Date	W/L	Score	Opponent		
8/31	W	37-7	@ Pittsburgh		60,396
9/7	L	22-25	@ Arizona (OT)		71,578
9/15	W	21-20	PHILADELPHIA		63,942
9/21			- Bye -		
9/28	W	27-3	CHICAGO		64,082
10/5	L	17-20	@ N.Y. Giants		77,137
10/13	L	16-21	@ Washington		76,159
10/19	W	26-22	JACKSONVILLE		64,464
10/26	L	12-13	@ Philadelphia		67,106
11/2	L	10-17	@ San Francisco		68,657
11/9	W	24-6	ARIZONA		64,302
11/16	W	17-14	WASHINGTON		64,559
11/23	L	17-45	@ Green Bay		60,111
11/27	L	14-27	TENNESSEE		63,421
12/8	L	13-23	CAROLINA		63,251
12/14	L	24-31	@ Cincinnati		60,043
12/21	L	7-20	N.Y. GIANTS		63,746

TEAM STATISTICS				DALLAS	OPP
FIRST DOWNS.....				250	280
Rushing.....				279	281
Rushing.....				82	104
Passing.....				170	139
Penalty.....				27	38
Third Down-Made/Att.....				83/229	89/233
Third Down Efficiency.....				36.2	38.2
Fourth Down-Made/Att.....				6/13	5/11
TOTAL NET YARDS.....				4,778	4,516
Avg. Per Game.....				298.6	282.3
Total Plays.....				1,015	1,022
Avg. Per Play.....				4.7	4.4
NET YARDS RUSHING.....				1,637	1,994
Avg. Per Game.....				102.3	124.6
Total Rushes.....				423	511
Avg. Per Rush.....				3.9	3.9
NET YARDS PASSING.....				3,141	2,522
Avg. Per Game.....				196.3	157.6
Sacked/Yards Lost.....				39/313	38/195
Gross Yards.....				3,454	2,717
Attempts/Completions.....				553/314	473/253
Pct. of Completions.....				56.8	53.5
Had Intercepted.....				12	7
PUNTS/AVERAGE.....				86/41.8	95/43.6
Net Punting Average.....				35.4	36.1
PUNT RET./AVG.....				46/11.1	40/9.1
KICKOFF RET./AVG.....				63/24.1	65/18.0
INT./AVG. RET.....				7/18.6	12/17.6
PENALTIES/YARDS.....				116/1,058	99/757
FUMBLES/BALL LOST.....				23/11	27/12
TOUCHDOWNS.....				29	36
Rushing.....				6	12
Passing.....				19	20
Returns.....				4	4
EXTRA POINT/ATTEMPTS.....				26/29	36/36
Kicking Made-Attempts.....				24/24	34/34
Passing Made-Attempts.....				2/5	2/2
Rushing Made-Attempts.....				0/0	0/0
FIELD GOALS/ATTEMPTS.....				34/38	20/27
AVG TIME OF POSS.....				29:53	30:07

RUSHING	ATT	YDS	AVG	LG	TD
E. Smith	261	1,074	4.1	44	4
Sh. Williams	121	468	3.9	18	2
Aikman	25	79	3.2	13	0
Walker	6	20	3.3	11	0
Miller	1	6	6.0	6	0
Johnston	2	3	1.5	3	0
Wilson	6	-2	-0.3	3	0
Sanders	1	-11	-11.0	-11	0
Cowboys	423	1,637	3.9	44	6
Opponents	511	1,994	3.9	31	12
RECEIVING	NO	YDS	AVG	LG	TD
Irvin	75	1,180	15.7	55	9
Bjornson	47	442	9.4	32	0
Miller	46	645	14.0	54	4
E. Smith	40	234	5.9	24	0
St. Williams	30	308	10.3	20	1
Sh. Williams	21	159	7.6	18	0
Johnston	18	166	9.2	21	1
LaFleur	18	122	6.8	17	2
Walker	14	149	10.6	64	2
B. Davis	3	33	11.0	12	0
Galbraith	2	16	8.0	11	0
Cowboys	314	3,454	11.0	64	19
Opponents	253	2,717	10.7	61	20

INTERCEPTIONS	NO	YDS	AVG	LG	TD
Sanders	2	81	40.5	50	1
Stoutmire	2	8	4.0	8	0
K. Smith	1	21	21.0	21	0
Woodson	1	14	14.0	14	0
Coakley	1	6	6.0	6	0
Cowboys	7	130	18.6	50	1
Opponents	12	211	17.6	61	1

PUNTING	NO	YDS	AVG	TB	INT	LG	BL	NET
Gowin	86	3,592	41.8	9	26	72	0	35.4
Cowboys	86	3,592	41.8	9	26	72	0	35.4
Opp.	95	4,142	43.6	10	27	66	0	36.0

PUNT RETURNS	NO	FC	YDS	AVG	LG	TD
Sanders	33	12	407	12.3	83	1
Mathis	11	2	91	8.3	45	0
St. Williams	2	0	14	7.0	14	0
Pittman	1	0	0	0.0	0	0
Cowboys	47	14	512	10.9	83	1
Opponents	40	19	365	9.1	37	0

KICKOFF RETURNS	NO	YDS	AVG	LG	TD
Walker	50	1,167	23.3	49	0
Marion	10	311	31.1	49	0
Galbraith	2	24	12.0	11	0
Sanders	1	18	18.0	18	0
Cowboys	63	1,520	24.1	49	0
Opponents	65	1,172	18.0	34	0

SCORE BY QUARTERS	1	2	3	4	OT	T
Cowboys	41	95	86	82	0	304
Opponents	64	71	86	90	3	314

FIELD GOALS	11-19	20-29	30-39	40-49	50+
Cunningham	1-1	16-16	9-9	7-10	1-1
Gowin	0-0	0-0	0-0	0-0	0-1
Cowboys	1-1	16-16	9-9	7-10	1-2
Opponents	2-2	8-8	4-6	6-9	0-2

Cunningham: (52,24,28),(24,47,37,34,28,40B),
(46,48,25,23,22),(33,23),(38,40M,31,27),
(19),(37,21),(26,24,35,43),(21),(23),
(34,40,42),(29),(1),(43,32),(23),(44M)
Gowin: (1),(0),(0),(0),(0),(63M),(0),(0),(0),(0),(0),(0)
Opponents: (1),(20),(49,45M,44),(21),(27,22),
(1),(52M,47M,29,37),(28),(46M,42,39,51M),
(1),(34M,32),(29,19),(34,40,18),(42),
(28,42,38M)

SCORING	TDR	TD	TDRT	2PT	FG	PAT	S	TP
Cunningham	0	0	0	0	34/37	24/24	0	126
Irvin	0	9	0	0	0/0	0/0	0	54
E. Smith	4	0	0	1	0/0	0/0	0	26
Miller	0	4	0	0	0/0	0/0	0	24
LaFleur	0	2	0	0	0/0	0/0	0	12
Sanders	0	0	2a	0	0/0	0/0	0	12
Walker	0	2	0	0	0/0	0/0	0	12
Sh. Williams	2	0	0	0	0/0	0/0	0	12
Coakley	0	0	1b	0	0/0	0/0	0	6
Hennings	0	0	1c	0	0/0	0/0	0	6
Johnston	0	1	0	0	0/0	0/0	0	6
St. Williams	0	1	0	0	0/0	0/0	0	6
Bjornson	0	0	0	1	0/0	0/0	0	2
Gowin	0	0	0	0	0/1	0/0	0	0
Cowboys	6	19	4	2	34/38	24/24	0	304
Opponents	12	20	4*	2	20/27	34/34	0	314

2-PT Conversions: Cowboys 2-5; Opponents 2-2

- a 83 punt return vs. Chicago (9/28)
- 50 interception return @ Green Bay (11/23)
- b 16 fumble return @ Washington (10/13)
- c 4 fumble return @ Arizona (9/7)

* Thomas 37 fumble return vs. Philadelphia (9/15)
Wooten 61 interception return @ N.Y. Giants (10/5)
Sharper 34 fumble return @ Green Bay (11/23)
Robertson 42 fumble return vs. Tennessee (11/27)

USUAL STARTERS

WR	Anthony Miller	LE	Tony Tolbert
LT	George Hegamin (7)	LT	Tony Casillas
	Mark Tuinei (6)	RT	Chad Hennings (8)
	Larry Allen (3)		Antonio Anderson (5)
LG	Nate Newton		Leon Lett (3)
C	Clay Shiver	RE	Shante Carver
RG	Larry Allen (13)	LLB	Randal Godfrey
	John Flannery (3)	MLB	Fred Strickland
TE	Erik Williams	RLB	Dexter Coakley
RT	Eric Bjornson	RCB	Kevin Smith
WR	Michael Irvin	LCB	Deion Sanders (13)
QB	Troy Aikman		Kevin Mathis (3)
RB	Emmitt Smith	SS	Darren Woodson
FB	Daryl Johnston (6)	FS	Brook Marion
	Herschel Walker (6)		
	David LaFleur (3)	P	Toby Gowin

K Richie Cunningham *Pro Bowlers in Bold*

PASSING	ATT	COMP	YDS	PCT	AVG	TD	PCT	INT	PCT	LG	SKS/YDS	RATING
Aikman	518	292	3,283	56.4	6.3	19	3.7	12	2.3	64	33/269	78.0
Wilson	21	12	115	57.1	5.5	0	0.0	0	0.0	32	4/26	72.5
Garrett	14	10	56	71.4	4.0	0	0.0	0	0.0	12	2/18	78.3
Cowboys	553	314	3,454	56.8	6.3	19	3.4	12	2.2	64	39/313	77.8
Opponents	473	253	2,717	53.5	5.7	20	4.2	7	1.5	61	38/195	78.5

1998 ★ DALLAS COWBOYS STATISTICS ★ 1998

FIRST PLACE, NFC EAST
HEAD COACH: CHAN GAILEY

PRESEASON (0-5)					
Date	W/L	Score	Opponent	Att.	
8/1	L	19-20	SEATTLE	59,357	
8/8	L	3-16	OAKLAND	61,048	
8/17	L	3-21	N.E. @ Mex. City	106,424	
8/22	L	14-22	@ St. Louis	56,461	
8/27	L	20-42	@ Jacksonville	71,526	
REGULAR SEASON (10-6)					
9/6	W	38-10	ARIZONA	63,602	
9/13	L	23-42	@ Denver	75,013	
9/21	W	31-7	@ N.Y. Giants	78,039	
9/27	L	12-13	OAKLAND	63,544	
10/4	W	31-10	@ Washington	72,284	
10/11	W	27-20	CAROLINA	64,181	
10/18	L	12-13	@ Chicago	59,201	
10/25			— Bye —		
11/2	W	34-0	@ Philadelphia	67,002	
11/8	W	16-6	N.Y. GIANTS	64,316	
11/15	W	35-28	@ Arizona	69,923	
11/22	W	30-22	SEATTLE	64,142	
11/26	L	36-46	MINNESOTA	64,366	
12/6	L	3-22	@ New Orleans	65,065	
12/13	L	17-20	@ Kansas City	77,697	
12/20	W	13-9	PHILADELPHIA	62,722	
12/27	W	23-7	WASHINGTON	63,565	
1998 NFC WILD CARD GAME					
1/2/99	L	7-20	ARIZONA	62,969	

TEAM STATISTICS	DALLAS	OPP
FIRST DOWNS.....	308	276
Rushing.....	125	84
Passing.....	154	162
Penalty.....	29	30
Third Down-Made/Att.....	76/208	71/210
Third Down Efficiency.....	36.9	33.8
Fourth Down-Made/Att.....	8/12	5/20
TOTAL NET YARDS.....	5,450	5,164
Avg. Per Game.....	340.6	322.8
Total Plays.....	992	988
Avg. Per Play.....	5.5	5.2
NET YARDS RUSHING.....	2,014	1,619
Avg. Per Game.....	125.9	101.2
Total Rushes.....	499	401
Avg. Per Rush.....	4.0	4.0
NET YARDS PASSING.....	3,436	3,545
Avg. Per Game.....	214.8	221.6
Sacked/Yards Lost.....	19/110	34/222
Gross Yards.....	3,546	3,767
Attempts/Completions.....	474/279	553/290
Pct. of Completions.....	58.9	52.4
Had Intercepted.....	8	14
POINTS/AVERAGE.....	78/42.8	85/42.4
Net Punting Average.....	36.6	35.0
PUNT RET./AVG.....	39/12.6	34/6.2
KICKOFF RET./AVG.....	51/23.4	69/18.5
INT./AVG. RET.....	14/17.9	8/15.1
PENALTIES/YARDS.....	128/1,108	120/917
FUMBLES/BALL LOST.....	18/7	23/12
TOUCHDOWNS.....	42	32
Rushing.....	21	10
Passing.....	17	21
Returns.....	4	1
EXTRA POINT/ATTEMPTS.....	40/42	31/32
Kicking Made-Attempts.....	40/40	29/30
Passing Made-Attempts.....	0/2	1/1
Rushing Made-Attempts.....	0/0	1/1
FIELD GOALS/ATTEMPTS.....	29/35	16/19
AVG TIME OF POSS.....	31:50	28:10

PASSING	ATT	COMP	YDS	PCT	AVG	TD	PCT	PCT	LG	SKS/YDS	RATING
Aikman	315	187	2,330	59.4	7.4	12	3.8	5	1.6	67/1	88.5
Garrett	158	91	1,206	57.6	7.6	5	3.2	3	1.9	80/10	84.5
Quinn	1	1	10	100.0	10.0	0	0.0	0	0.0	10/0	108.3
Cowboys	474	279	3,546	58.9	7.5	17	3.6	8	1.7	80/19	87.2
Opponents	553	290	3,767	52.4	6.8	21	3.8	14	2.5	89/34	76.3

RUSHING	ATT	YDS	AVG	LG	TD
E. Smith	319	1,332	4.2	32	13
Warren	59	291	4.9	49	4
S. Williams	64	220	3.4	24	1
Aikman	22	69	3.1	23	2
Gowin	1	33	33.0	33	0
Johnston	8	17	2.1	6	0
B. Davis	4	15	3.8	8	0
Garrett	11	14	1.3	5	0
Ogden	1	12	12.0	12	0
Mills	3	9	3.0	5	0
Bjornson	1	7	7.0	7	1
Irvin	1	1	1.0	1	0
Quinn	5	-6	-1.2	-1	0
Cowboys	499	2,014	4.0	49	21
Opponents	401	1,619	4.0	63	10

RECEIVING	NO	YDS	AVG	LG	TD
Irvin	74	1,057	14.3	51	1
B. Davis	39	691	17.7	80	3
Mills	28	479	17.1	43	4
E. Smith	27	175	6.5	24	2
LaFleur	20	176	8.8	24	2
Jeffers	18	330	18.3	67	2
Johnston	18	60	3.3	9	1
Bjornson	15	218	14.5	43	1
Warren	13	66	5.1	15	1
S. Williams	11	104	9.5	30	0
Ogden	8	63	7.9	12	0
Sanders	7	100	14.3	55	0
Clay	1	27	27.0	27	0
Cowboys	279	3,546	12.7	80	17
Opponents	290	3,767	13.0	89	21

INTERCEPTIONS	NO	YDS	AVG	LG	TD
Sanders	5	153	30.6	71	1
K. Smith	2	31	15.5	22	0
Mathis	2	0	0.0	0	0
Wheaton	1	41	41.0	41	0
Coakley	1	18	18.0	18	0
Reese	1	6	6.0	6	0
Woodson	1	1	1.0	1	0
Godfrey	1	0	0.0	0	0
Cowboys	14	250	17.9	71	1
Opponents	8	121	15.1	30	1

PUNTING	NO	YDS	AVG	TB	IN20	LG	BL	NET
Gowin	77	3,342	43.4	14	31	65	1	36.6
Cowboys	78	3,342	42.8	14	31	65	1	36.6
Opp.	85	3,604	42.4	7	22	65	0	35.0

USUAL STARTERS

WR	Billy Davis	LE	Kavika Pittman
LT	Larry Allen	LT	Leon Lett
LG	Nate Newton	RT	Chad Hennings
C	Clay Shiver (9)	RE	Greg Ellis
RG	Michael Kisekel (7)	LLB	Randall Godfrey
	Flozell Adams (10)	MLB	Fred Strickland
TE	Everett McIver (6)	RLB	Dexter Coakley
RT	Erik Williams	LCB	Kevin Smith (12)
RE	David LaFleur		Kevin Mathis (4)
WR	Michael Irvin	RCB	Deion Sanders (11)
QB	Troy Aikman (11)		Charlie Williams (3)
RB	Jason Garrett (5)	SS	Darren Woodson
FB	Emmitt Smith	FS	Omar Stoutmire (12)
	Daryl Johnston		George Teague (4)

K	Richie Cunningham	<i>Pro Bowlers in Bold</i>
P	Toby Gowin	

PUNT RETURNS	NO	FC	YDS	AVG	LG	TD
Sanders	24	8	375	15.6	69	2
Hughes	10	3	93	9.3	35	0
Warren	2	1	11	5.5	6	0
Mathis	2	1	3	1.5	5	0
K. Smith	1	0	11	11.0	11	0
Cowboys	39	13	493	12.6	69	2
Opponents	34	13	210	6.2	18	0

KICKOFF RETURNS	NO	YDS	AVG	LG	TD
Mathis	25	621	24.8	42	0
Hughes	11	274	24.9	36	0
Warren	5	90	18.0	23	0
S. Williams	4	103	25.8	40	0
Ogden	3	65	21.7	28	0
Sanders	1	16	16.0	16	0
LaFleur	1	12	12.0	12	0
B. Davis	1	10	10.0	10	0
Cowboys	51	1,191	23.4	42	0
Opponents	69	1,274	18.5	44	0

SCORE BY QUARTERS	1	2	3	4	OT	T
Cowboys	72	124	80	105	0	381
Opponents	77	82	66	50	0	275

FIELD GOALS	11-19	20-29	30-39	40-49	50+
Cunningham	1-1	9-9	8-11	10-11	1-3
Cowboys	1-1	9-9	8-11	10-11	1-3
Opponents	0-0	6-6	5-5	3-6	2-2

Cunningham: (25), (30,54,26), (40,38M), (40,37M), (42), (27,55M,38), (23,23), (33,25), (37,38M,40,19), (1), (47,44,28), (30,46,47), (33), (32), (51M,42,41), (49M,34,23,26), Opponents: (22), (1), (30,48M,38), (31), (1), (22,29), (1), (32,23), (40B), (1), (45), (53,53), (24,43), (21,46M,41,39), (1)

SCORING	TD	R	TD	PR	FG	PAT	S	TP
Cunningham	0	0	0	0	29/35	40/40	0	127
E. Smith	13	2	0	0	0/0	0/0	0	90
Warren	4	1	0	0	0/0	0/0	0	30
Mills	0	4	0	0	0/0	0/0	0	24
B. Davis	0	3	0	0	0/0	0/0	0	18
Sanders	0	0	3a	0	0/0	0/0	0	18
Aikman	2	0	0	0	0/0	0/0	0	12
Bjornson	1	1	0	0	0/0	0/0	0	12
Jeffers	0	2	0	0	0/0	0/0	0	12
LaFleur	0	2	0	0	0/0	0/0	0	12
Wheaton	0	0	1b	0	0/0	0/0	1+	8
Irvin	0	1	0	0	0/0	0/0	0	6
Johnston	0	1	0	0	0/0	0/0	0	6
S. Williams	1	0	0	0	0/0	0/0	0	6
Cowboys	21	17	4	0	39/35	40/40	1	381
Opponents	10	21	1*	2	16/19	29/30	1	275

2-Pt Conversions: Cowboys 0-2; Opponents 2-2

- a 59 punt return @ N.Y. Giants (9/21)
71 interception return @ N.Y. Giants (9/21)
69 punt return @ Philadelphia (11/2)
b 15 fumble return vs. Arizona (9/6)
+ Araguz tackled in end zone vs. Oakland (9/27)

* Adams 25 interception return vs. Seattle (11/22)
Aikman grounding in end zone @ New Orleans (12/6)

1999 ★ DALLAS COWBOYS STATISTICS ★ 1999

SECOND PLACE, NFC EAST
HEAD COACH: CHAN GAILEY

PRESEASON (1-4)				
Date	W/L	Score	Opponent	Ath.
8/9	L	17-20	Clev. @ Canton (OT)	25,156
8/15	L	3-10	@ Oakland	35,909
8/21	L	14-34	@ New England	50,816
8/29	W	22-12	DENVER	61,893
9/2	L	6-27	JACKSONVILLE	58,872
REGULAR SEASON (8-8)				
9/12	W	41-35	@ Wash. (OT)	79,237
9/20	W	24-7	ATLANTA	63,663
9/26			- Bye -	
10/3	W	35-7	ARIZONA	64,169
10/10	L	10-13	@ Philadelphia	66,669
10/18	L	10-13	@ N.Y. Giants	78,204
10/24	W	38-20	WASHINGTON	64,377
10/31	L	24-34	@ Indianapolis	56,860
11/8	L	17-27	@ Minnesota	64,111
11/14	W	27-13	GREEN BAY	64,634
11/21	L	9-13	@ Arizona	72,015
11/25	W	20-0	MIAMI	64,328
12/5	L	6-13	@ New England	58,444
12/12	W	20-10	PHILADELPHIA	64,086
12/19	L	21-22	N.Y. JETS	64,271
12/24	L	24-31	@ New Orleans	47,835
1/2/00	W	26-18	N.Y. GIANTS	63,767
1999 NFC WILD CARD GAME				
1/9/00	L	10-27	@ Minnesota	64,056

TEAM STATISTICS	DALLAS	OPP
FIRST DOWNS	295	266
Rushing	129	81
Passing	139	154
Penalty	27	31
Third Down-Made/Att	77/129	71/121
Third Down Efficiency	35.2	32.2
Fourth Down-Made/Att	6/17	4/9
TOTAL NET YARDS	5,178	4,840
Avg. Per Game	323.6	302.5
Total Plays	1,024	997
Avg. Per Play	5.1	4.9
NET YARDS RUSHING	2,051	1,442
Avg. Per Game	128.2	90.1
Total Rushes	493	417
Avg. Per Rush	4.2	3.5
NET YARDS PASSING	3,127	3,398
Avg. Per Game	195.4	212.4
Sacked/Yards Lost	24/151	35/217
Gross Yards	3,278	3,615
Attempts/Completions	507/295	545/297
Pct. of Completions	58.2	54.5
Had Intercepted	13	24
PUNTS/AVERAGE	81/43.2	93/41.2
Net Punting Average	35.1	34.2
PUNT RET./AVG.	41/10.7	43/10.7
KICKOFF RET./AVG.	58/23.7	62/20.3
INT./AVG. RET.	24/18.4	13/7.7
PENALTIES/YARDS	136/1196	107/862
FUMBLES/BALL LOST	22/10	23/9
TOUCHDOWNS	42	28
Rushing	16	6
Passing	20	19
Returns	6	3
EXTRA POINT/ATTEMPTS	41/41	27/28
Kicking Made-Attempts	41/41	24/24
Passing Made-Attempts	0/0	1/1
Rushing Made-Attempts	0/0	2/3
FIELD GOALS/ATTEMPTS	19/31	26/33
AVG TIME OF POSS.	31:51	28:09

PASSING	ATT	COMP	YDS	PCT	AVG	PCT	PCT	PCT	LG	SKS/YDS	RATING	
					ATT	TD	INT	INT				
Aikman	442	263	2,964	59.5	6.7	17	3.8	12	2.7	90t	19/130	81.1
Garrett	64	32	314	50.0	4.9	3	4.7	1	1.6	37t	5/21	73.3
Sanders	1	0	0	0.0	0.0	0	0.0	0	0.0	0	0/0	39.6
Cowboys	507	295	3,278	58.2	6.5	20	3.9	13	2.6	90t	24/151	80.0
Opponents	545	297	3,615	54.5	6.6	19	3.5	24	4.4	71	35/217	68.4

RUSHING

Smith	329	1,397	4.2	63	11
Warren	99	403	4.1	25	2
Ismail	13	110	8.5	27	1
Chancey	14	57	4.1	11	0
Thomas	8	35	4.4	10	0
Bjornson	1	20	20.0	20	0
Garrett	6	12	2.0	9	0
Aikman	21	10	0.5	7	1
Tucker	1	8	8.0	8	0
Mills	1	-1	-1.0	-1	0
Cowboys	493	2,051	4.2	63	16
Opponents	417	1,442	3.5	37	6
RECEIVING					
Ismail	80	1,097	13.7	76	6
LaFleur	35	322	9.2	25	7
Warren	34	224	6.6	24	0
Mills	30	325	10.8	36	0
E. Smith	27	119	4.4	14	2
Tucker	23	439	19.1	90	2
Ogden	12	144	12.0	25	0
Irvin	10	167	16.7	37	3
Bjornson	10	131	13.1	32	0
Thomas	10	64	6.4	13	0
McGarity	7	70	10.0	18	0
Brazzell	5	114	22.8	53	0
Lucky	5	25	5.0	8	0
Sanders	4	24	6.0	9	0
Lester	2	9	4.5	6	0
Johnston	1	4	4.0	4	0
Cowboys	295	3,278	11.1	90	20
Opponents	297	3,615	12.2	71	19

INTERCEPTIONS	NO	YDS	AVG	LG	TD
Coakley	4	119	29.8	46	1
Teague	3	127	42.3	95	2
Reese	3	28	9.3	24	0
Sanders	3	2	0.7	2	0
Hawthorne	3	-2	-0.7	0	0
Hambrick	2	44	22.0	25	0
Woodson	2	5	2.5	5	0
Ellis	1	87	87.0	87	1
K. Smith	1	16	16.0	16	0
Godfrey	1	10	10.0	10	0
Nguyen	1	6	6.0	6	0
Cowboys	24	442	18.4	95	4
Opponents	13	100	7.7	30	0

USUAL STARTERS

WR	Raghib Ismail	LE	Kavita Pittman
LT	Flozell Adams	LT	Alonzo Spellman
LG	Larry Allen (11)	RT	Chad Hennings
	Solomon Page (5)	RE	Greg Ellis
C	Mark Stepanoski	MLB	Darren Hambrick
RG	Everett McIver	LLB	Randall Godfrey
TE	Erik Williams	LB	Dexter Coakley
RT	David LaFleur	LCB	Kevin Smith (8)
WR	Ernie Mills (4)		Kevin Mathis (4)
	Michael Irvin (4)	RCB	Deion Sanders (14)
	Jason Tucker (3)		Charlie Williams (2)
QB	Troy Aikman	SS	Darren Woodson
RB	Emmitt Smith	FS	George Teague
FB	Robert Thomas		
		P	Toby Gowin
		K	Richie Cunningham (12)
			Eddie Murray (4)

Pro Bowlers in Bol

PUNTING	NO	YDS	AVG	TB	IN20	LG	BL	NET
Gowin	81	3,500	43.2	10	24	64	0	35.1
Cowboys	81	3,500	43.2	10	24	64	0	35.1
Opp.	93	3,836	41.2	11	17	59	1	34.2

PUNT RETURNS	NO	FC	YDS	AVG	LG	TD
Sanders	30	1	344	11.5	76	1
Tucker	4	2	52	13.0	41	0
Ogden	4	2	28	7.0	10	0
McGarity	3	4	16	5.3	9	0
Cowboys	41	9	440	10.7	76	1
Opponents	43	14	459	10.7	85t	1

KICKOFF RETURNS	NO	YDS	AVG	LG	TD
Tucker	22	613	27.9	79	0
Mathis	18	408	22.7	37	0
Ogden	12	252	21.0	29	0
Sanders	4	87	21.8	31	0
Noble	1	9	9.0	9	0
Coakley	1	3	3.0	3	0
Cowboys	58	1,372	23.7	79	0
Opponents	62	1,259	20.3	32	0

SCORE BY QUARTERS	1	2	3	4	OT	T
Cowboys	87	92	80	87	6	352
Opponents	28	56	76	116	0	276

FIELD GOALS	11-19	20-29	30-39	40-49	50+
Cunningham	0-0	4-6	5-6	3-9	0-1
Murray	0-0	3-3	3-4	1-2	0-0
Cowboys	0-0	7-9	8-10	4-11	0-1
Opponents	0-0	8-8	11-11	7-13	0-1

Cunningham: (), (23, 47M), (24M), (42, 50M),
 (48M, 38, 41M), (32), (24), (42M, 37M, 39),
 (22M, 44, 47), (48M), (36, 23), (20, 43M, 34),
 0, 0, 0, 0
 Murray: (), (), (), (), (), (), (), (), (), (), (),
 (49M, 30, 34, 33M), () , (33), (20, 21, 27, 40)
 Opponents: (25, 42), (49M), (), (48, 31), (27, 21),
 (36, 24), (43, 30, 33, 27), (49M, 31, 40),
 (38, 44B, 31), (24, 38), (52M, 47B, 47M),
 (41, 23), (44), (47, 33, 49M, 37), (32), (29)

SCORING	TDR	TDP	TDR1	2PI	FG	PAT	S	FT
E Smith	11	2	0	0	0/0	0/0	0	78
Cunningham	0	0	0	0	12/22	31/31	0	67
Ismael	1	6	0	0	0/0	0/0	0	42
LaFleur	0	7	0	0	0/0	0/0	0	42
Murray	0	0	0	0	7/9	10/10	0	38
Invin	0	3	0	0	0/0	0/0	0	31
Ellis	0	0	2a	0	0/0	0/0	0	12
Teague	0	0	2b	0	0/0	0/0	0	12
Tucker	0	2	0	0	0/0	0/0	0	12
Warren	0	0	0	0	0/0	0/0	0	12
Alkman	1	0	0	0	0/0	0/0	0	6
Bjornson	1	0	0	0	0/0	0/0	0	6
Coakley	0	0	1c	0	0/0	0/0	0	6
Sanders	0	0	1d	0	0/0	0/0	0	6
Hambirc	0	0	0	0	0/0	0/0	1+	2
Cowboys	16	20	6	3	19/31	41/41	1	352
Onnongts	6	19	3*	3	26/33	24/24	0	276

2-Pt Conversions: Cowboys 0-0; Opponents 3-4

- a 87 interception return vs. Atlanta (9/20)
- 98 fumble return vs. Arizona (10/3)
- b 32 interception return vs. Arizona (10/3)
- 95 interception return vs. Green Bay (11/14)
- c 46 interception return vs. Miami (11/25)
- d 70 punt return vs. Washington (10/24)
- + Forced punter out of end zone @ Arizona (11/21)

* Barber 85 punt return @ N.Y. Giants (10/18)
Wilkins 0 fumble recovery @ Indianapolis (10/31)
Weary 58 fumble return @ New Orleans (12/24)

2000 ★ DALLAS COWBOYS STATISTICS ★ 2000

FOURTH PLACE, NFC EAST HEAD COACH: DAVE CAMPO

PRESEASON (0-5)					Att.
Date	W/L	Score	Opponent		
7/30	L	10-38	PITTSBURGH		56,391
8/5	L	9-20	Atlanta @ Tokyo		42,178
8/13	L	20-21	OAKLAND		56,878
8/19	L	23-36	@ Denver		76,632
8/24	L	17-24	ST. LOUIS		57,261
REGULAR SEASON (5-11)					Att.
Date	W/L	Score	Opponent		
9/3	L	14-41	PHILADELPHIA		62,872
9/10	L	31-32	@ Arizona		66,009
9/18	W	27-21	@ Washington		84,431
9/24	L	24-41	SAN FRANCISCO		64,127
10/1	W	16-13	@ Carolina (OT)		73,310
10/8			- Bye -		
10/15	L	14-19	@ N.Y. Giants		78,189
10/22	W	48-7	ARIZONA		62,981
10/29	L	17-23	JACKSVL (OT)		63,554
11/5	L	13-16	@ Philadelphia (OT)		65,636
11/12	W	23-6	CINCINNATI		62,170
11/19	L	0-27	@ Baltimore		69,416
11/23	L	15-27	MINNESOTA		63,878
12/3	L	7-27	@ Tampa Bay		65,621
12/10	W	32-13	WASHINGTON		63,467
12/17	L	13-17	N.Y. GIANTS		61,311
12/25	L	0-31	@ Tennessee		68,498

TEAM STATISTICS		DALLAS	OPP
FIRST DOWNS		276	309
Rushing		116	137
Passing		128	145
Penalty		32	27
Third Down-Made/Att		70/195	84/208
Third Down Efficiency		35.9	40.4
Fourth Down-Made/Att		10/18	8/18
TOTAL NET YARDS		4,475	5,329
Avg. Per Game		279.7	333.1
Total Plays		943	1,021
Avg. Per Play		4.7	5.2
NET YARDS RUSHING		1,953	2,636
Avg. Per Game		122.1	164.8
Total Rushes		463	538
Avg. Per Rush		4.2	4.9
NET YARDS PASSING		2,522	2,693
Avg. Per Game		157.6	168.3
Sacked/Yards Lost		35/249	26/189
Gross Yards		2,771	2,882
Att./Completions		445/255	458/277
Completion Pct.		57.3	60.5
Had Intercepted		21	16
PUNTS/AVERAGE		68/41.9	70/40.5
Net Punting Avg.		35.4	33.3
PENALTIES/YARDS		108/963	108/999
FUMBLES/BALL LOST		31/18	23/9
TOUCHDOWNS		31	41
Rushing		15	17
Passing		14	20
Returns		2	4
EXTRA POINT/ATTEMPTS		29/31	37/40
Kicking Made-Attempts		27/27	37/37
Passing Made-Attempts		2/3	0/1
Rushing Made-Attempts		0/1	0/2
FIELD GOALS/ATTEMPTS		25/33	26/31
AVG TIME OF POSS		28:40	31:20

RUSHING	ATT	YDS	AVG	LG	TD
E. Smith	294	1,203	4.1	52	9
Warren	59	254	4.3	32	2
Cunningham	23	89	3.9	19	1
Wiley	24	88	3.7	11	0
Ismail	8	73	9.1	37	0
Thomas	15	51	3.4	9	0
McGarity	6	49	8.2	22	1
Tucker	4	42	10.5	17	1
Wright	12	36	3.0	19	0
T. Hambrick	6	28	4.7	13	0
Coakley	1	26	26.0	26	0
Aikman	10	13	1.3	5	0
Seder	1	1	1.0	1	1
Cowboys	463	1,953	4.2	52	15
Opponents	538	2,636	4.9	70	17

RECEIVING	NO	YDS	AVG	LG	TD
McKnight	52	926	17.8	48	2
Harris	39	306	7.8	21	5
Warren	31	302	9.7	76	1
Ismail	25	350	14.0	44	1
McGarity	25	250	10.0	25	0
Thomas	23	117	5.1	14	2
Wiley	14	72	5.1	15	1
Tucker	13	126	9.7	18	0
LaFleur	12	109	9.1	19	1
E. Smith	11	79	7.2	19	0
Galloway	4	62	15.5	22	1
Hodge	4	60	15.0	20	0
Brazzell	2	12	6.0	10	0
Cowboys	255	2,771	10.9	76	14
Opponents	277	2,882	10.4	68	19

INTERCEPTIONS	NO	YDS	AVG	LG	TD
Sparks	5	59	11.8	43	0
Reese	2	60	30.0	46	0
Nguyen	2	31	15.5	24	0
Woodson	2	12	6.0	12	0
McNeil	2	4	2.0	4	0
Worthing	2	1	0.5	1	0
C. Williams	1	0	0.0	0	0
Cowboys	16	167	10.4	46	0
Opponents	21	179	8.5	42	3

PUNTING	NO	YDS	AVG	TB	IN20	LG	BL	NET
Knorr	58	2,485	42.8	8	12	60	0	35.8
Cantrell	10	367	36.7	0	3	40	0	33.3
Cowboys	68	2,852	41.9	8	15	60	0	35.4
Opp.	70	2,838	40.5	7	22	63	0	33.3

PUNT RETURNS	NO	FC	YDS	AVG	LG	TD
McGarity	30	9	353	11.8	64	2
Tucker	4	5	9	2.3	8	0
Galloway	1	0	2	2.0	2	0
Cowboys	35	14	364	10.4	64	2
Opponents	29	18	282	9.7	54	0

KICKOFF RETURNS	NO	YDS	AVG	LG	TD
Tucker	51	1,099	21.5	90	0
Wiley	13	303	23.3	38	0
LaFleur	2	21	10.5	13	0
Sanlito	1	13	13.0	13	0
Goodrich	1	12	12.0	12	0
Noble	1	8	8.0	8	0
Larrimore	0	0	0.0	0	0
Cowboys	69	1,456	21.1	90	0
Opponents	56	1,205	21.5	42	0

SCORE BY QUARTERS	1	2	3	4	OT	T
Cowboys	51	92	73	75	3	294
Opponents	61	101	84	106	9	361

FIELD GOALS	11-19	20-29	30-39	40-49	50+
Seder	2-2	5-6	9-11	9-13	0-1
Cowboys	2-2	5-6	9-11	9-13	0-1
Opponents	2-2	9-9	9-9	4-9	2-2

Seder: (34,38),(44),(32,38),(40),(27,45M,24),(0),(32,23),(19),(48,27),(39M,44M,43,35,42,51M),(46M),(37,26M,43,36),(34M),(33,19,47M,20,43),(47,43),(0)
Opponents: (33,37),(19,54,35,51),(0),(38,47),(39,23),(24,20),(0),(42,49B),(40M,34,34,32),(22,37),(25,47M,19),(49,29),(28,25),(0),(45B,40M,44),(21)

SCORING	TDR	TD	TOP	TD	2PT	FG	PAT	S	TP
Seder	1	0	0	0	25/33	27/27	0	108	
E. Smith	9	0	0	0	0/0	0/0	0	54	
Harris	0	5	0	1	0/0	0/0	0	32	
McGarity	1	0	2a	0	0/0	0/0	0	18	
Warren	2	1	0	0	0/0	0/0	0	18	
McKnight	0	2	0	0	0/0	0/0	0	12	
Thomas	0	2	0	0	0/0	0/0	0	12	
Ismail	0	1	0	1	0/0	0/0	0	8	
Cunningham	1	0	0	0	0/0	0/0	0	6	
Galloway	0	1	0	0	0/0	0/0	0	6	
LaFleur	0	1	0	0	0/0	0/0	0	6	
Tucker	1	0	0	0	0/0	0/0	0	6	
Wiley	0	1	0	0	0/0	0/0	0	6	
Reese	0	0	0	0	0/0	0/0	1	2	
Cowboys	15	14	2	2	25/33	27/27	1	294	
Opponents	17	20	4*	0	26/31	37/37	0	361	

2-Pt Conversions: Cowboys 2-4; Opponents 0-3

- a 64 punt return @ Arizona (9/10)
59 punt return vs. Arizona (10/22)
Tackled punter in end zone @ Carolina (10/1)

- * Trotter 27 int. return vs. Philadelphia (9/3)
Kelly 9 interception return @ Tampa Bay (12/3)
Ford 30 fumble return @ Tennessee (12/25)
Bulluck 8 int. return @ Tennessee (12/25)

USUAL STARTERS

WR	Raghib Ismail (9)	LE	Greg Ellis
	Jason Tucker (7)	LT	Chad Hennings (8)
LT	Flozell Adams		Brandon Noble (6)
LG	Larry Allen	RT	Leon Lett (7)
C	Mark Stepnoski (11)		Michael Myers (7)
RE	Ben Fricke (5)	RE	Alonzo Spellman
RG	Solomon Page	LLB	Darren Hambrick
RT	Erik Williams	MLB	Baron Worthing (11)
TE	David LaFleur (10)		Dat Nguyen (5)
	Jackie Harris (6)	RLB	Dexter Coakley
WR	James McKnight	LCB	Phillip Sparks (11)
QB	Troy Aikman (11)		Kareem Larrimore (4)
	Randal Cunningham (3)	RCB	Ray McNeil
RB	Emmitt Smith	SS	Darren Woodson (11)
FB	Robert Thomas		Greg Myers (5)
		FS	George Teague (9)
K	Tim Seder		Izell Reese (7)
P	Micah Knorr		

Pro Bowlers in Bold

PASSING	ATT	COMP	YDS	PCT	AVG	ATT	TD	PCT	INT	LG	SKS/YDS	RATING
Aikman	262	156	1,632	59.5	6.2	7	2.7	14	5.3	48	13/91	64.3
Cunningham	125	74	849	59.2	6.8	6	4.8	4	3.2	76t	8/45	82.4
Wright	53	22	237	41.5	4.5	0	0.0	3	5.7	46	12/92	31.7
Stoerner	5	3	53	60.0	10.6	1	2.0	0	0.0	29	2/21	135.8
Cowboys	445	255	2,771	57.3	6.2	14	3.1	21	4.7	76t	35/249	66.6
Opponents	458	277	2,882	60.5	6.3	20	4.4	16	3.5	68t	26/189	78.7

2001 ★ DALLAS COWBOYS STATISTICS ★ 2001

STAFF
PLAYERS
2017 SEASON
RECORDS
PLAYOFF
RECORDS
STATISTICS
SIDELINES

FIFTH PLACE, NFC EAST HEAD COACH: DAVE CAMPO				
PRESEASON (2-3)				
Date	W/L	Score	Opponent	Att.
8/4	L	14-21	@ Oakland	37,978
8/11	L	6-20	DENVER	46,883
8/18	L	10-16	@ New Orleans	53,249
8/27	W	21-6	Oak. @ Mexico City	88,309
8/30	W	27-17	JACKSONVILLE	35,228
REGULAR SEASON (5-11)				
9/9	L	6-10	TAMPA BAY	61,521
9/23	L	21-32	SAN DIEGO	63,430
9/30	L	18-40	@ Philadelphia	66,621
10/7	L	21-28	@ Oakland	61,535
10/15	W	9-7	WASHINGTON	63,941
10/21		- Bye -		
10/28	W	17-3	ARIZONA	63,114
11/4	L	24-27	@ N.Y. Giants (OT)	78,673
11/11	L	13-20	@ Atlanta	69,010
11/18	L	3-36	PHILADELPHIA	63,204
11/22	L	24-26	DENVER	64,104
12/2	W	20-14	@ Washington	85,112
12/9	W	20-13	N.Y. GIANTS	61,821
12/16	L	3-29	@ Seattle	63,662
12/23	L	10-17	@ Arizona	48,883
12/30	W	27-21	SAN FRANCISCO	64,366
1/6/02	L	10-15	@ Detroit	77,512

TEAM STATISTICS			DALLAS	OPP
FIRST DOWNS.....				
Rushing.....			247	272
Passing.....			114	90
Penalty.....			110	160
Third Down-Made/Att.....			71/215	76/214
Third Down Efficiency.....			33.0	35.5
Fourth Down-Made/Att.....			4/16	8/15
TOTAL NET YARDS.....			4,402	4,599
Avg. Per Game.....			275.1	287.4
Total Plays.....			952	985
Avg. Per Play.....			4.6	4.7
NET YARDS RUSHING.....			2,184	1,710
Avg. Per Game.....			136.5	106.9
Total Rushes.....			505	472
Avg. Per Rush.....			4.3	3.6
NET YARDS PASSING.....			2,218	2,889
Avg. Per Game.....			138.6	180.6
Sacked/Yards Lost.....			34/190	24/130
Gross Yards.....			2,408	3,019
Att./Completions.....			413/210	489/287
Completion Pct.....			50.8	58.7
Had Intercepted.....			20	9
PUNTS/AVERAGE.....			81/38.7	79/41.7
Net Punting Avg.....			31.1	34.5
PUNT RET./AVG.....			41/12.0	38/13.0
KICKOFF RET./AVG.....			64/23.1	54/21.6
INT/OFF. RET.....			9/21.2	20/17.2
PENALTIES/YARDS.....			92/744	69/634
FUMBLES/BALL LOST.....			25/14	29/16
TOUCHDOWNS.....			26	37
Rushing.....			8	12
Passing.....			14	20
Returns.....			4	5
EXTRA POINT/ATTEMPTS.....			24/26	33/37
Kicking Made-Attempts.....			24/24	33/34
Passing Made-Attempts.....			0/2	0/3
Rushing Made-Attempts.....			0/0	0/0
FIELD GOALS/ATTEMPTS.....			22/33	27/36
AVG TIME OF POSS.....			30:13	29:47

RUSHING	ATT	YDS	AVG	LG	TD
E. Smith	261	1,021	3.9	44	3
T. Hambrick	113	579	5.1	80	2
Wiley	34	247	7.3	58	0
Carter	45	150	3.3	17	1
Wright	17	57	3.4	12	0
Thomas	6	40	6.7	24	0
Galloway	3	32	10.7	16	0
Ismail	8	31	3.9	11	0
Stoerner	9	27	3.0	13	1
Seder	1	8	8.0	8t	1
Chiaverini	1	3	3.0	3	0
Knorr	1	0	0.0	0	0
Taylor	1	0	0.0	0	0
Swinton	1	-4	-4.0	-4	0
Leaf	4	-7	-1.8	0	0
Cowboys	505	2,184	4.3	80	8
Opponents	472	1,710	3.6	48	12

RECEIVING	NO	YDS	AVG	LG	TD
Ismail	53	834	15.7	80t	2
Galloway	52	699	13.4	47t	3
E. Smith	17	116	6.8	22	0
Wiley	16	99	6.2	17	1
Harris	15	141	9.4	28	2
Lucky	13	96	7.4	16	1
Chiaverini	10	107	10.7	21	2
Huggins	8	36	4.5	10	0
Swinton	7	117	16.7	45t	1
McGarity	6	45	7.5	11t	1
Thomas	5	19	3.8	6	1
Hambrick	4	62	15.5	27	0
Rambo	3	28	9.3	14	0
Witherspoon	1	9	9.0	9	0
Cowboys	210	2,408	11.5	80t	14
Opponents	287	3,019	10.5	78	20

INTERCEPTIONS	NO	YDS	AVG	LG	TD
Woodson	3	11	3.7	6	0
Coakley	2	39	19.5	29t	2
Hawthorne	2	28	14.0	22t	0
Edwards	1	71	71.0	71t	1
Reese	1	42	42.0	42	0
Cowboys	9	191	21.2	71t	3
Opponents	20	344	17.2	50t	4

USUAL STARTERS					
WR	Raghib Ismail	LE	Greg Ellis		
LT	Flozell Adams	NT	Brandon Noble		
LG	Larry Allen	DT	Mike Myers		
C	Mark Stepnoski	RE	Peppi Zellner		
RG	Kevin Garmon	WLB	Dexter Coakley		
RT	Solomon Page	MLB	Dat Nguyen		
TE	Jackie Harris (12)	SLB	Markus Steele (10)		
	Mike Lucky (4)		Darren Hambrick (5)		
WR	Joey Galloway	RCB	Mario Edwards		
QB	Quincy Carter (8)	LCB	Duane Hawthorne (11)		
	Ryan Leaf (3)		Izell Reese (3)		
	Anthony Wright (3)	SS	Darren Woodson		
	Clint Stoerner (2)	FS	George Teague		
RB	Emmitt Smith				
FB	Troy Hambrick (9)	P	Micah Knorr		
	Robert Thomas (5)				
Pro Bowlers in Bold					
K	Jon Hilbert (8)				
	Tim Seder (8)				

PUNTING	NO	YDS	AVG	TB	INT2	LG	BL	NET
Knorr	78	3,135	40.2	6	25	57	3	31.1
Cowboys	81	3,135	38.7	6	25	57	3	31.1
Opponents	79	3,298	41.7	4	29	62	0	34.4

PUNT RETURNS	NO	FC	YDS	AVG	LG	TD
Swinton	31	8	414	13.4	65t	1
McGarity	6	2	38	6.3	17	0
Rambo	2	0	15	7.5	13	0
Ismail	1	3	20	20.0	20	0
Galloway	1	0	6	6.0	6	0
Cowboys	41	13	493	12.0	65t	1
Opponents	38	18	493	13.0	74	0

KICKOFF RETURNS	NO	YDS	AVG	LG	TD
Swinton	56	1,327	23.7	77	0
Wiley	4	90	22.5	40	0
Rambo	2	30	15.0	19	0
Larrimore	1	22	22.0	22	0
Evans	1	7	7.0	7	0
Cowboys	64	1,476	23.1	77	0
Opponents	54	1,164	21.6	61	0

SCORE BY QUARTERS	1	2	3	4	OT	T
Cowboys	38	81	45	82	0	246
Opponents	60	131	54	90	3	338

FIELD GOALS	11-19	20-29	30-39	40-49	50+
Seder	0-0	5-5	3-5	3-6	0-1
Hilbert	0-0	3-3	6-6	2-7	0-0
Cowboys	0-0	8-8	9-11	5-13	0-1
Opponents	2-2	10-10	6-8	8-11	1-5

Seder: (22,46), (0,41), (43), (34B,41B), (41M,28,52M,39,26), (31), (22,47M,34M), (28,39), (0,0), (0,0), (0,0), (0,0), (0,0)
Hilbert: (0,0), (0,0), (0,0), (0,0), (47B,41M,30), (43), (44M,38,39), (38,41,48M), (37), (27,41M), (22,20), (33)
Opponents: (39,52M), (22,24,23,41M,43), (40,19), (0,44M), (27), (40,59M,42), (31,36M,19), (24,46,26,28,30), (24,50, 48,28), (0,35,41), (22,37), (34,35M), (46M), (51M,51M,47)

SCORING	TD	TD	TD	TD	FG	PAT	S	TP
Seder	0	0	0	0	11/17	12/12	0	51
Hilbert	0	0	0	0	11/15	12/12	0	45
Galloway	0	3	0	0	0/0	0/0	0	18
Smith	3	0	0	0	0/0	0/0	0	18
Chiaverini	0	2	0	0	0/0	0/0	0	12
Coakley	0	0	2a	0	0/0	0/0	0	12
Hambrick	2	0	0	0	0/0	0/0	0	12
Harris	0	2	0	0	0/0	0/0	0	12
Ismail	0	2	0	0	0/0	0/0	0	12
Swinton	0	1	1c	0	0/0	0/0	0	12
Carter	1	0	0	0	0/0	0/0	0	6
Edwards	0	0	1b	0	0/0	0/0	0	6
Lucky	0	1	0	0	0/0	0/0	0	6
McGarity	0	1	0	0	0/0	0/0	0	6
Stoerner	1	0	0	0	0/0	0/0	0	6
Thomas	0	1	0	0	0/0	0/0	0	6
Wiley	0	1	0	0	0/0	0/0	0	6
Cowboys	8	14	4	0	22/33	24/24	0	246
Opponents	12	20	5*	0	27/36	33/34	1*	338

2-Pt Conversions: Cowboys 0-2; Opponents 0-3

- a 10 interception return vs. Arizona (10/28)
- 29 interception return @ N.Y. Giants (11/4)
- b 11 interception return vs. Philadelphia (11/14)
- c 65 punt return vs. Denver (11/22)

- * Moore 10 fumble return @ Philadelphia (9/30)
- Trotter 50 int. return vs. Philadelphia (11/18)
- Hampton 33 int. return vs. Philadelphia (11/18)
- Charlton 38 interception return @ Seattle (12/16)
- McKinnon 24 interception return @ Arizona (12/23)
- A Swinton fumble punt out of end zone @ Seattle (12/16)

PASSING	ATT	COMP	YDS	PCT	AVG	TD	PCT	INT	PCT	LG	SKS/YDS	RATING
Carter	176	90	1,072	51.1	6.1	5	2.8	7	4.0	64t	12/56	63.0
Wright	98	48	529	49.0	5.4	5	5.1	5	5.1	80t	5/30	61.1
Leaf	88	45	494	51.1	5.6	1	1.1	3	3.4	38	12/82	57.7
Stoerner	49	26	314	53.1	6.4	3	6.1	5	10.2	28	5/22	53.8
Galloway	1	1	-1	100.0	-1.0	0	0.0	0	0.0	-1	0/0	79.2
Knorr	1	0	0	0.0	0.0	0	0.0	0	0.0	0	0/0	39.6
Cowboys	413	210	2,408	50.8	5.8	14	3.4	20	4.8	80t	34/190	59.9
Opponents	489	287	3,019	58.7	6.2	20	4.1	9	1.8	78	24/130	82.7

2002 ★ DALLAS COWBOYS STATISTICS ★ 2002

FOURTH PLACE, NFC EAST
HEAD COACH: DAVE CAMPO

PRESEASON (3-1)				
Date	W/L	Score	Opponent	Att.
8/9	W	20-6	OAKLAND	61,836
8/17	W	19-16	@ Carolina	72,624
8/24	L	19-21	ATLANTA	62,942
8/29	W	28-25	@ Jacksonville	48,809
REGULAR SEASON (5-11)				
9/8	L	10-19	@ Houston	69,604
9/15	W	21-13	TENNESSEE	62,527
9/22	L	13-44	@ Philadelphia	65,537
9/29	W	13-10	@ St. Louis	66,165
10/6	L	17-21	N.Y. GIANTS	63,447
10/13	W	14-13	CAROLINA	61,773
10/20	L	6-9	@ Arizona (OT)	59,702
10/27	L	14-17	SEATTLE	63,854
11/3	L	7-9	@ Detroit	61,789
11/10			— Bye —	
11/17	L	3-20	@ Indianapolis	57,057
11/24	W	21-19	JACKSONVILLE	62,204
11/28	W	27-20	WASHINGTON	63,606
12/8	L	27-31	SAN FRANCISCO	64,097
12/15	L	7-37	@ N.Y. Giants	78,698
12/21	L	3-27	PHILADELPHIA	63,209
12/29	L	14-20	@ Washington	84,142

TEAM STATISTICS			DALLAS	OPP
FIRST DOWNS.....	237	291		
Rushing.....	87	90		
Passing.....	129	178		
Penalty.....	21	23		
Third Down-Made/Att.....	50/208	92/426		
Third Down Efficiency.....	24.0%	37.4%		
Fourth Down-Made/Att.....	4/12	9/11		
TOTAL NET YARDS.....	4,375	5,267		
Avg. Per Game.....	273.4	329.2		
Total Plays.....	948	1,079		
Avg. Per Play.....	4.6	4.9		
NET YARDS RUSHING.....	1,754	1,818		
Avg. Per Game.....	109.6	113.6		
Total Rushes.....	423	481		
Avg. Per Rush.....	4.1	3.8		
NET YARDS PASSING.....	2,621	3,449		
Avg. Per Game.....	163.8	215.6		
Sacked/Yards Lost.....	54/399	24/137		
Gross Yards.....	3,020	3,586		
Attempts/Completions.....	471/252	574/334		
Pct. of Completions.....	53.5	58.2		
Had Intercepted.....	16	19		
POINTS/AVERAGE.....	113/40.4	94/41.4		
Net Punting Average.....	33.0	36.0		
PUNT RET./AVG.....	39/8.3	58/11.0		
KICKOFF RET./AVG.....	68/22.4	48/22.8		
INT./AVG. RET.....	19/11.9	16/15.8		
PENALTIES/YARDS.....	105/974	119/919		
FUMBLES/BALL LOST.....	33/18	23/11		
TOUCHDOWNS.....	26	35		
Rushing.....	7	10		
Passing.....	14	22		
Returns.....	5	3		
EXTRA POINTS/ATTEMPTS.....	25/26	34/35		
TWO POINT CONV./ATTS.....	0/0	0/0		
FIELD GOALS/ATTEMPTS.....	12/19	27/38		
AVG. TIME OF POSS.....	28:04	31:56		

SCORE BY

QUARTERS

	1	2	3	4	OT	T
Cowboys	23	47	51	96	0	217
Opponents	55	103	48	120	3	329

RUSHING	ATT	YDS	AVG	LG	TD
Smith	254	975	3.8	30t	5
Hambrick	79	317	4.0	18	1
Wiley	22	168	7.6	46t	1
Carter	27	91	3.4	16	0
Hutchinson	18	74	4.1	18	0
Bryant	6	40	6.7	24	0
Galloway	4	31	7.8	21	0
Thomas	10	31	3.1	14	0
Swinton	1	23	23.0	23	0
D. Scott	1	14	14.0	14	0
Knorr	1	-10	-10.0	-10	0
Cowboys	423	1,754	4.1	46t	7
Opponents	481	1,818	3.8	60	10
RECEIVING	NO	YDS	AVG	LG	TD
Galloway	61	908	14.9	80t	6
Bryant	44	733	16.7	78t	6
McGee	23	294	12.8	58	1
D. Scott	22	218	9.9	17t	1
Hambrick	21	99	4.7	14	0
Whalen	17	152	8.9	33	0
Smith	16	89	5.6	17	0
Rambo	14	111	15.1	47	0
Wiley	13	144	11.1	31	0
Thomas	12	80	6.7	23	0
Swinton	7	63	9.0	16	0
Lucky	1	22	22.0	22	0
McKie	1	7	7.0	7	0
Cowboys	252	3,020	12.0	80t	14
Opponents	334	3,586	10.7	65t	22
INTERCEPTIONS	NO	YDS	AVG	LG	TD
Ro. Williams	5	90	18.0	85t	2
Ross	5	17	3.4	12	0
Edwards	2	29	14.5	29	0
Coakley	1	52	52.0	52t	1
Hunter	1	16	16.0	16	0
Hawthorne	1	15	15.0	15	0
Glover	1	7	7.0	7	0
Woodson	1	1	1.0	1	0
Ellis	1	0	0.0	0	0
Dixon	1	0	0.0	0	0
Cowboys	19	227	11.9	85t	3
Opponents	16	252	15.8	80t	1

USUAL STARTERS

WR	Antonio Bryant	LE	Greg Ellis
LT	Flozell Adams	NT	Brandon Noble
LG	Larry Allen (3)	DT	La'Roi Glover
	Ross Tucker (7)	RE	Ebenezer Ekuban
C	Andre Gurode (6)	WLB	Dexter Coakley
	Tyson Walter (8)	MLB	Dat Nguyen (8)
RG	Kevin Garmon (3)	KEith Adams (5)	
	Solomon Page (5)	SLB	Kevin Hardy
	Andre Gurode (8)	RCB	Mario Edwards
RT	Solomon Page (10)	LCB	D. Hawthorne (4)
	Javar Collins (4)		Derek Ross (9)
TE	Tony McGee	SS	Darren Woodson (*)
WR	Joey Galloway		Tony Dixon (6)
QB	Quincy Carter (7)	FS	Roy Williams
	Chad Hutchinson (9)	P	Micha Knorr (8)
RB	Emmitt Smith		Filip Filipovic (7r)
FB	Robert Thomas		

Pro Bowlers in Bold

K Billy Cundiff

PUNTING	NO	YDS	AVG	TB	IN20	LG	BL	NET
Filipovic	65	2,640	40.6	6	14	60	1	31.5
Knorr	47	1,928	41.0	4	11	56	0	35.1
Cowboys	113	4,568	40.4	10	25	60	1	33.0
Opp.	93	3,893	41.4	9	39	61	1	36.0

PUNT RETURNS	NO	FC	YDS	AVG	LG	TD
Swinton	19	9	141	7.4	26	0
Galloway	15	8	181	12.1	71	0
Rambo	5	2	3	0.6	4	0
Cowboys	39	19	325	8.3	71	0
Opponents	58	20	637	11.0	52	0

KICKOFF RETURNS	NO	YDS	AVG	LG	TD
Swinton	28	697	24.9	100t	1
Dantzler	27	602	22.3	84t	1
Rambo	7	127	18.1	24	0
Wiley	4	62	15.5	27	0
Noble	2	33	16.5	17	0
Cowboys	68	1,521	22.4	100t	2
Opponents	48	1,095	22.8	47	0

FIELD GOALS	11-19	20-29	30-39	40-49	50+
Cundiff	0-0	3-3	5-7	4-8	0-1
Cowboys	0-0	3-3	5-7	4-8	0-1
Opponents	0-0	5-7	10-11	9-14	3-6

Cundiff: (33.42M),(),(47.33),(35.48),(45M,32),
(,49M),(),(),(21.52M),(33M),(21.37M,42),
(23.37,47M),(),(42),()
Opponents: (42),(38.52),(51.20,32),(27.49M),(),
(44M,50.44),(41.53M,23.28M,51M,40),
(20),(42.44,43),(23M,48.42M,32),(41M,31),
(36B),(44M,55M,47),(38.35,31),(32,39),
(22,38)

SCORING	TDR	TDR	TDR	2Pl	FG	PAT	S	TP
Cundiff	0	0	0	0	12/19	25/25	0	61
Bryant	0	0	0	0	0/0	0/0	0	36
Galloway	0	0	0	0	0/0	0/0	0	36
Smith	5	0	0	0	0/0	0/0	0	30
Ro. Williams	0	0	2c	0	0/0	0/0	0	12
Coakley	0	0	1a	0	0/0	0/0	0	6
Dantzler	0	0	1d	0	0/0	0/0	0	6
Hambrick	1	0	0	0	0/0	0/0	0	6
McGee	0	1	0	0	0/0	0/0	0	6
D. Scott	0	1	0	0	0/0	0/0	0	6
Swinton	0	0	1b	0	0/0	0/0	0	6
Wiley	1	0	0	0	0/0	0/0	0	6
Cowboys	7	14	5	0	12/19	25/25	0	217
Opponents	10	22	3*	0	27/38	34/35	2	329

2-Pl. Conversions: Cowboys 0-1, Opponents 0-0

- a 52 interception return vs. Tennessee (9/15)
b 100 kickoff return @ Philadelphia (9/22)
c 5 interception return vs. Washington (11/28)
85 interception return @ Wash. (12/29)
d 84 kick off return vs. San Francisco (12/8/02)

- * Holmes 50 fumble recovery @ N.Y.G. (12/15)
Barber 80 int return vs. Philadelphia (12/21)
Arrington 0 fumble recovery @ Wash (12/29)
Payne sacked in end zone @ Houston (9/8)
Meier tackles in end zone vs. Jacksonville (11/24)

PASSING	ATT	COMP	YDS	PCT	AVG	ATT	TD	PCT	PCT	LG	SKS/YDS	RATING
Hutchinson	250	127	1,555	50.8	6.2	7	2.8	8	3.2	58	34/265	66.3
Carter	221	125	1,465	56.6	6.6	7	3.2	8	3.6	80t	19/130	72.3
Wiley	0	0	0	0.0	0.0	0	0.0	0.0	0.0	0	1/4	39.6
Cowboys	471	252	3,020	53.5	6.4	14	3.0	16	3.4	80t	54/399	69.1
Opponents	574	334	3,586	58.2	6.3	22	3.8	19	3.3	65t	24/137	75.6

2003 ★ DALLAS COWBOYS STATISTICS ★ 2003

SECOND PLACE, NFC EAST HEAD COACH: BILL PARCELLS

PRESEASON (2-2)

Date	W/L	Score	Opponent	Att.
8/9	L	0-13	@ Arizona	23,838
8/15	W	34-6	HOUSTON	60,058
8/21	L	14-15	@ Pittsburgh	58,099
8/28	W	52-13	OAKLAND	53,078

REGULAR SEASON (10-6)

9/7	L	13-27	ATLANTA	64,104
9/15	W	35-32	@ N.Y. Giants (OT)	78,907
9/21		- Bye -		
9/28	W	17-6	@ N.Y. Jets	77,863
10/5	W	24-7	ARIZONA	63,601
10/12	W	23-21	PHILADELPHIA	63,648
10/19	W	38-7	@ Detroit	61,160
10/26	L	0-16	@ Tampa Bay	65,602
11/2	W	21-14	WASHINGTON	64,002
11/9	W	10-6	BUFFALO	63,770
11/16	L	0-12	@ New England	68,436
11/23	W	24-20	CAROLINA	63,871
11/27	L	21-40	MIAMI	64,110
12/7	L	10-36	@ Philadelphia	69,773
12/14	W	27-0	@ Washington	70,284
12/21	W	19-3	N.Y. GIANTS	64,118
12/28	L	7-13	@ New Orleans	68,451

2003 NFC Wild Card Game

1/3/04	L	10-29	@ Carolina	73,014
--------	---	-------	------------	--------

TEAM STATISTICS

	DALLAS	OPP
FIRST DOWNS	286	228
Rushing	115	68
Passing	149	127
Penalty	22	33
Third Down-Made/Att.	88/241	69/227
Third Down Efficiency	36.5	30.4
Fourth Down-Made/Att.	4/12	7/15
TOTAL NET YARDS	5,161	4,056
Avg. Per Game	322.6	253.5
Total Plays	1,062	937
Avg. Per Play	4.9	4.3
NET YARDS RUSHING	1,999	1,425
Avg. Per Game	124.9	89.1
Total Rushes	515	413
Avg. Per Rush	3.9	3.5
NET YARDS PASSING	3,162	2,631
Avg. Per Game	197.6	164.4
Sacked/Yards Lost	37/185	32/189
Gross Yards	3,347	2,820
Attempts/Completions	510/294	492/239
Pct. of Completions	57.6	48.6
Had Intercepted	21	13
PUNTS/AVERAGE	95/38.9	105/42.6
Net Punting Average	34.6	37.5
PUNT RET./AVG.	51/7.6	34/6.7
KICKOFF RET./AVG.	60/21.5	66/21.9
INT./AVG. RET.	13/14.1	21/13.6
PENALTIES/YARDS	98/837	88/763
FUMBLES/BALL LOST	26/8	24/12
TOUCHDOWNS	31	28
Rushing	11	7
Passing	17	18
Returns	3	3
EXTRA POINTS/ATTEMPTS	30/31	23/26
TWO POINT CONV./ATTS.	0/0	2/2
FIELD GOALS/ATTEMPTS	23/29	21/23
AVG. TIME OF POSS.	32:34	27:26

PASSING	ATT	COMP	YDS	PCT	AVG	TD	PCT	PCT	PCT	LG	SKS/YDS	RATING
Carter	505	292	3,302	57.8	6.5	17	3.4	21	4.2	64	37/185	71.4
Hutchinson	2	1	8	50.0	4.0	0	0.0	0	0.0	8	0/0	60.4
Cason	1	1	37	100.0	37.0	0	0.0	0	0.0	37	0/0	118.8
Anderson	1	0	0	0.0	0.0	0	0.0	0	0.0	0	0/0	39.6
Glenn	1	0	0	0.0	0.0	0	0.0	0	0.0	0	0/0	39.6
Cowboys	510	294	3,347	57.6	6.6	17	3.3	21	4.1	64	37/185	71.4
Opponents	492	239	2,820	48.6	5.7	18	3.7	13	2.6	76t	32/189	67.6

RUSHING	ATT	YDS	AVG	LG	TD
Hambriker	275	972	3.5	42	5
Anderson	70	306	4.4	19	1
Carter	68	257	3.8	19	2
Cason	40	220	5.5	63t	2
Murrell	28	107	3.8	17	0
Bickerstaff	19	56	2.9	9	1
Glenn	3	55	18.3	47	0
Galloway	4	22	5.5	10	0
Martin	4	7	1.8	3	0
Bryant	2	0	0.0	2	0
Hutchinson	2	-3	-1.5	-1	0
Cowboys	515	1,999	3.9	63t	11
Opponents	413	1,425	3.5	64t	7
RECEIVING	NO	YDS	AVG	LG	TD
Anderson	69	493	7.1	37	4
Glenn	52	754	14.5	51t	5
Bryant	39	550	14.1	54	2
Witten	35	347	9.9	36t	1
Galloway	34	672	19.8	64	2
Campbell	20	195	9.8	23	1
Cason	17	142	8.4	28	0
Hambriker	17	99	5.8	13	0
Murrell	4	32	8.0	14	0
Smith	3	46	15.3	32	0
Martin	2	9	4.5	6	0
Robinson	2	8	4.0	5t	2
Cowboys	294	3,347	11.4	64t	17
Opponents	239	2,820	11.8	76t	18

USUAL STARTERS

WR	Joey Galloway	RE	Ebenezer Ekuban
LG	Flozell Adams	RT	La'Roi Glover
LT	Larry Allen	LT	Willie Blade
C	Matt Lehr	LE	Greg Ellis
RG	Andre Gurode	SLB	Al Singleton
RB	Ryan Young (7)	MLB	Dat Nguyen
RT	Kurt Vollers (8)	WLB	Dexter Coakley
TE	Dan Campbell	LCB	Terence Newman
WR	Terry Glenn	RCB	Marco Edwards
QB	Quincy Carter	SS	Darren Woodson
RB	Phil Hambriker	FS	Roy Williams
FB	Richie Anderson		
		P	Toby Gowin
K	Billy Cundiff		

Pro Bowlers in Bold

SCORE BY QUARTERS	1	2	3	4	OT	T
Cowboys	72	106	57	51	3	289
Opponents	52	69	70	69	0	260

PUNTING	NO	YDS	AVG	TD	INT	LG	BL	NET
Gowin	94	3,665	39.0	8	25	59	0	34.9
Cundiff	1	32	32.0	1	0	32	0	12.0
Cowboys	95	3,697	38.9	9	25	59	0	34.6
Opp.	105	4,471	42.6	7	33	60	0	37.5

PUNT RETURNS	NO	FC	YDS	AVG	LG	TD
Smith	30	13	212	7.1	46	0
Galloway	20	8	178	8.9	36	0
Swinton	1	3	0	0.0	0	0
Cowboys	51	24	390	7.6	46	0
Opponents	34	26	227	6.7	19	0

KICKOFF RETURNS	NO	YDS	AVG	LG	TD
Smith	23	495	21.5	54	0
Ross	18	434	24.1	37	0
Cason	5	81	16.2	19	0
Bates	4	90	22.5	30	0
Swinton	3	65	21.7	25	0
Ra. Williams	2	60	30.0	37	1
Galloway	2	38	19.0	22t	0
Bickerstaff	2	24	12.0	15t	0
Ogbogu	1	5	5.0	5t	0
Cowboys	60	1,292	21.5	54t	1
Opponents	66	1,448	21.9	63	0

FIELD GOALS	11-19	20-29	30-39	40-49	50+
Cundiff	0-0	11-11	5-6	4-7	3-5
Cowboys	0-0	11-11	5-6	4-7	3-5
Opponents	0-0	9-9	7-7	4-5	1-2

Cundiff: (33M), (37,49,53M,42,21,36,52,25), (26)
(33,36), (51,22,28), (23), (41M)
(,), (51), (,), (24,49M,44M), (,)(29M)
(50M,34,20), (24,42,21,49), (,)
Opponents (37,31), (30), (34,38), (,)(,)(,)
(24,26,50,48M), (,)(41,29), (23,26),
(44,52M,34), (33,42), (22,21), (,)(45),
(24,27)

SCORING	TDR	TD	TDPI	2PI	FG	PAT	S	TP
Cundiff	0	0	0	0	0/0	30/31	0	99
Anderson	1	4	0	0	0/0	0/0	0	30
Glenn	0	5	0	0	0/0	0/0	0	30
Hambriker	5	0	0	0	0/0	0/0	0	30
Bryant	0	2	0	0	0/0	0/0	0	12
Carter	2	0	0	0	0/0	0/0	0	12
Cason	2	0	0	0	0/0	0/0	0	12
Galloway	0	2	0	0	0/0	0/0	0	12
Robinson	0	2	0	0	0/0	0/0	0	12
Bickerstaff	1	0	0	0	0/0	0/0	0	6
Campbell	0	1	0	0	0/0	0/0	0	6
Edwards	0	0	1e	0	0/0	0/0	0	6
Singleton	0	0	1a	0	0/0	0/0	0	6
Williams, Ra.	0	0	1d	0	0/0	0/0	0	6
Witten	0	1	0	0	0/0	0/0	0	6
Coleman	0	0	0	0	0/0	0/0	1c	2
Glover	0	0	0	0	0/0	0/0	1b	2
Cowboys	11	17	3	0	23/29	30/31	2	289
Opponents	7	18	3*	2	21/23	23/26	1	260

2-Pt. Conversions: Cowboys 0-0, Opponents 2-2

- a 41 interception return at N.Y. Giants (9/15)
- b Sacked J Blake in the endzone vs. Arizona (10/5)
- c Sacked J Blake in the endzone vs. Arizona (10/5)
- d 38 kickoff return vs. Philadelphia (10/12)
- e 27 interception return at Detroit (10/19)

- * R. Brown 29 interception return @ N.Y. Giants (9/15)
- D. Bly 67 fumble return @ Detroit (10/19)
- J. Taylor 34 fumble return vs. Miami (11/27)
- + Ball snap through endzone @ Phi. (12/7)

2004 ★ DALLAS COWBOYS STATISTICS ★ 2004

THIRD PLACE, NFC EAST HEAD COACH: BILL PARCELLS					
PRESEASON (3-1)					
Date	W/L	Score	Opponent	Att.	
8/14	L	0-18	@ Houston	70,431	
8/21	W	21-20	@ Oakland	35,000	
8/30	W	20-17	TENNESSEE	58,171	
9/2	W	24-20	KANSAS CITY	61,157	
REGULAR SEASON (6-10)					
9/12	L	17-35	@ Minnesota	64,105	
9/19	W	19-12	CLEVELAND	63,119	
9/27	W	21-18	@ Washington	90,367	
10/3			— Bye —		
10/10	L	10-26	N.Y. GIANTS	64,018	
10/17	L	20-24	PITTSBURGH	64,162	
10/24	L	20-41	@ Green Bay	70,679	
10/31	W	31-21	DETROIT	63,616	
11/7	L	3-26	@ Cincinnati	65,721	
11/15	L	21-49	PHILADELPHIA	64,190	
11/21	L	10-30	@ Baltimore	69,924	
11/25	W	21-7	CHICAGO	64,026	
12/6	W	43-39	@ Seattle	68,093	
12/12	L	13-27	NEW ORLEANS	64,056	
12/19	L	7-12	@ Philadelphia	67,723	
12/26	W	13-10	WASHINGTON	63,705	
12/30	L	24-28	@ N.Y. Giants	78,500	

TEAM STATISTICS			DALLAS	OPP
FIRST DOWNS.....			296	297
Rushing.....			101	88
Passing.....			171	180
Penalty.....			24	29
Third Down-Made/Att.....			78/214	75/192
Third Down Efficiency.....			36.4	39.1
Fourth Down-Made/Att.....			9/17	2/7
TOTAL NET YARDS.....			5,197	5,285
Avg. Per Game.....			324.8	330.3
Total Plays.....			1,004	960
Avg. Per Play.....			5.2	5.5
NET YARDS RUSHING.....			1,769	1,764
Avg. Per Game.....			110.6	110.3
Total Rushes.....			449	425
Avg. Per Rush.....			3.9	4.2
NET YARDS PASSING.....			3,428	3,521
Avg. Per Game.....			214.3	220.1
Sacked/Yards Lost.....			36/208	33/197
Gross Yards.....			3,636	3,718
Attempts/Completions.....			519/308	502/310
Pct. of Completions.....			59.3	61.8
Had Intercepted.....			23	13
PTS/AVG.....			76-42.3	78-41.8
Net Punting Average.....			35.1	35.8
PUNT RET./AVG.....			44/8.9	39/10.5
KICKOFF RET./AVG.....			78/20.6	62/17.5
INT./AVG. RET.....			13/8.4	23/22.9
PENALTIES/YARDS.....			105/867	104/879
FUMBLES/BALL LOST.....			26-14	20-9
TOUCHDOWNS.....			33	49
Rushing.....			14	14
Passing.....			19	31
Returns.....			0	4
EXTRA POINTS/ATTEMPTS.....			31/31	44/45
TWO POINT CONV./ATTS.....			1/2	2/4
FIELD GOALS/ATTEMPTS.....			20/26	21/23
AVG. TIME OF POSS.....			30:37	29:23

RUSHING	ATT	YDS	AVG	LG	TD
J. Jones	197	819	4.2	53	7
George	132	432	3.3	24	4
Anderson	57	246	4.3	27	1
Lee	27	128	4.7	14	1
Testaverde	21	38	1.8	10	1
Coakley	1	33	33.0	33	0
Morgan	2	23	11.5	24	0
K. Johnson	2	13	6.5	13	0
Ra. Williams	1	13	13.0	13	0
Ward	1	11	11.0	11	0
Barnes	5	10	2.0	8	0
Henson	1	7	7.0	7	0
Copper	1	-1	-1.0	-1	0
Glenn	1	-3	-3.0	-3	0
Cowboys	449	1,769	3.9	53	14
Opponents	425	1,764	4.2	90	14

RECEIVING	NO	YDS	AVG	LG	TD
Witten	87	980	11.3	42	6
K. Johnson	70	981	14.0	39	6
Anderson	26	207	8.0	28	0
Glenn	24	400	16.7	48	2
Morgan	22	260	11.8	53	0
J. Jones	17	109	6.4	37	0
Bryant	16	266	16.6	48	0
Crayton	12	162	13.5	39	1
Barnes	10	59	5.9	14	1
George	9	83	9.2	28	0
Copper	7	84	12.0	22	1
Campbell	2	16	8.0	9	0
Robinson	2	2	1.0	11	2
Ra. Williams	1	14	14.0	14	0
Ward	1	5	5.0	5	0
Polite	1	4	4.0	4	0
Lee	1	4	4.0	4	0
Cowboys	308	3,636	11.8	53	19
Opponents	310	3,718	12.0	76	31

INTERCEPTIONS	NO	YDS	AVG	LG	TD
Newman	4	31	7.8	21	0
Nguyen	3	19	6.3	19	0
Ro. Williams	2	53	26.5	33	0
Frazier	2	2	1.0	2	0
Hunter	1	2	2.0	2	0
Scott	1	2	2.0	2	0
Cowboys	13	109	8.4	33	0
Opponents	23	526	22.9	101	4

PUNTING	NO	YDS	AVG	TD	INT	LG	BL	NET
McBriar	75	3,182	42.4	7	22	68	0	35.1
Cundiff	1	34	34.0	0	1	34	0	34.0
Cowboys	76	3,216	42.3	7	23	68	0	35.1
Opp.	78	3,260	41.8	4	22	58	0	35.8

PUNT RETURNS	NO	FC	YDS	AVG	LG	TD
Frazier	24	9	229	9.5	55	0
Ward	14	6	114	8.1	13	0
Crayton	4	1	34	8.5	17	0
Newman	2	0	13	6.5	7	0
Cowboys	44	16	390	8.9	55	0
Opponents	39	16	410	10.5	43	0

	PASSING	ATT	COMP	YDS	PCT	AVG	TD	INT	PCT	PCT	LG	SKS/YDS	RATING
Testaverde	495	297	3,532	60.0	7.1	17	3.4	20	4.4	53	34/182	76.4	
Henson	18	10	78	55.6	4.3	1	5.6	1	5.6	16	2/26	61.8	
Anderson	1	1	26	100.0	26.0	1	100.0	0	0.0	26	0	158.3	
K. Johnson	2	0	0	0.0	0.0	0	0.0	1	50.0	0	0/0	0.0	
Crayton	1	0	0	0.0	0.0	0	0.0	1	100.0	0	0/0	0.0	
Glenn	1	0	0	0.0	0.0	0	0.0	0	0.0	0	0/0	39.6	
McBriar	1	0	0	0.0	0.0	0	0.0	0	0.0	0	0/0	39.6	
Cowboys	519	308	3,636	59.3	7.0	19	3.7	23	4.4	53	36/208	74.5	
Opponents	502	310	3,718	61.8	7.4	31	6.2	13	2.6	76	33/197	94.2	

KICKOFF RETURNS	NO	YDS	AVG	LG	TD
Lee	41	964	23.5	62	0
Copper	16	307	19.2	39	0
Reeves	13	199	15.3	27	0
N. Jones	2	43	21.5	25	0
B. Thornton	2	43	21.5	24	0
Morgan	2	25	12.5	19	0
Pierce	1	13	13.0	13	0
Lehr	1	9	9.0	9	0
Cowboys	78	1,603	20.6	62	0
Opponents	62	1,083	17.5	34	0

SCORE BY QUARTERS	1	2	3	4	OT	T
Cowboys	63	82	72	76	0	293
Opponents	47	120	83	155	0	405

FIELD GOALS	11-19	20-29	30-39	40-49	50+
Cundiff	1-1	6-6	4-4	9-13	0-2
Cowboys	1-1	6-6	4-4	9-13	0-2
Opponents	1-1	6-6	4-4	7-8	3-4

Cundiff: (27),(30,49M),(41,(45,52M),(47,39),
(46,24),(40),(24),(1),(19,41M),(52M),
(39,49,47),(42M,34,41),(46M),(26,23),
(40,24,45)

Opponents: (1),(45,23,49,22),(19),(31,51,47, 26),
(51),(26,40),(1),(35,47,45,30),(1),(50),(48M),
(21),(39,44),(1), (25,57M),(1)

SCORING	TD	R	TD	2P	FG	PAT	S	TP
Cundiff	0	0	0	0	20/26	31/31	0	91
J. Jones	7	0	0	0	0/0	0/0	0	42
Witten	0	6	0	1	0/0	0/0	0	38
K. Johnson	0	6	0	0	0/0	0/0	0	36
George	4	0	0	0	0/0	0/0	0	24
Glenn	0	2	0	0	0/0	0/0	0	12
Robinson	0	2	0	0	0/0	0/0	0	12
Anderson	1	0	0	0	0/0	0/0	0	6
Barnes	0	1	0	0	0/0	0/0	0	6
Copper	0	1	0	0	0/0	0/0	0	6
Crayton	0	1	0	0	0/0	0/0	0	6
Lee	1	0	0	0	0/0	0/0	0	6
Testaverde	1	0	0	0	0/0	0/0	0	6
Team	0	0	0	0	0/0	0/0	1	2
Cowboys	14	19	0	1	20/26	31/31	1	293
Opponents	14	31	4*	2	21/23	44/45	0	405

2-Pt. Conversions: Team 1-2, Opponents 2-4

J. Gonzalez holding in end zone vs. Cleveland (9/19)

* D. Bly 55 int. return vs. Detroit (10/31)
L. Sheppard 101 int. return vs. Phi (11/15)
C. Williams 44 int. return at Baltimore (11/21)
R. McQuarters 45 int. return vs. Chicago (11/25)

USUAL STARTERS			
WR	Keyshawn Johnson	RE	Marcellus Wiley
LT	Flozell Adams	RT	La'Roi Glover
LG	Larry Allen	LT	Leonardo Carson
C	Al Johnson	LE	Greg Ellis
RG	Andre Gurode	SLB	Al Singleton (12)
RT	Torrin Tucker (12)	SC	Scott Shanle (3)
RB	Kurt Vollers (3)	MLB	Dat Nguyen
TE	Jason Witten	WLB	Dexter Coakley
WR	Terry Glenn (6)	LCB	Terence Newman
QB	Quincy Morgan (7)	RCB	Pete Hunter (3)
RB	Vinny Testaverde		Lance Frazier (8)
QB	Eddie George (8)	SS	Tony Dixon (7)
	Julius Jones (7)		Lynn Scott (9)
FB	Darian Barnes (10)	FS	Roy Williams
	Richie Anderson (3)		
Pro Bowlers in Bold			
K	Billy Cundiff		
P	Mat McBriar		

2005 ★ DALLAS COWBOYS STATISTICS ★ 2005

THIRD PLACE, NFC EAST
HEAD COACH: BILL PARCELLS

PRESEASON (3-1)				
Date	W/L	Score	Opponent	Att.
8/13	L	11-13	@ Arizona	36,787
8/22	W	18-10	@ Seattle	48,090
8/27	W	21-9	HOUSTON	54,288
9/1	W	27-20	JACKSONVILLE	54,522

REGULAR SEASON (9-7)			
9/11	W	28-24	@ San Diego 67,679
9/19	L	13-14	WASHINGTON 65,207
9/25	W	34-31	@ San Francisco 68,247
10/2	L	13-19	@ Oakland 62,400
10/9	W	33-10	PHILADELPHIA 63,199
10/16	W	16-13	N.Y. GIANTS (OT) 62,278
10/23	L	10-13	@ Seattle 67,046
10/30	W	34-13	ARIZONA 62,068
11/6		- Bye -	
11/14	W	21-20	@ Philadelphia 67,739
11/20	W	20-7	DETROIT 63,273
11/24	L	21-24	DENVER (OT) 78,645
12/4	L	10-17	@ N.Y. Giants 63,432
12/11	W	31-28	KANSAS CITY 90,588
12/18	L	7-35	@ Washington 73,436
12/24	W	24-20	@ Carolina 63,131
1/1/06	L	10-20	ST. LOUIS

TEAM STATISTICS	DALLAS	OPP
FIRST DOWNS	318	256
Rushing	97	87
Passing	177	150
Penalty	44	19
Third Down-Made/Att.	94/232	73/211
Third Down Efficiency	40.5	34.1
Fourth Down-Made/Att.	7/13	7/11
TOTAL NET YARDS	5,202	4,814
Avg. Per Game	325.1	300.9
Total Plays	1,071	946
Avg. Per Play	4.9	5.1
NET YARDS RUSHING	1,861	1,731
Avg. Per Game	116.3	108.2
Total Rushes	521	414
Avg. Per Rush	3.6	4.2
NET YARDS PASSING	3,341	3,083
Avg. Per Game	208.8	192.7
Sacked/Yards Lost	50/298	37/236
Gross Yards	3,639	3,319
Attempts/Completions	500/300	495/271
Pct. of Completions	60.0	54.7
Had Intercepted	17	15
POINTS/AVERAGE	82-42.4	95-41.0
Net Punting Average	36.9	37.1
PUNT RET./AVG.	45/63.3	33/7.6
KICKOFF RET./AVG.	64/23.8	66/21.7
INT./AVG. RET.	15/12.5	17/19.2
PENALTIES/YARDS	99/739	142/015
FUMBLES/BALL LOST	36/14	21/11
TOUCHDOWNS	38	35
Rushing	13	13
Passing	23	18
Returns	2	4
EXTRA POINTS/ATTEMPTS	35/36	35/35
TWO POINT CONV./ATTS.	1/2	0/0
FIELD GOALS/ATTEMPTS	20/28	21/27
AVG. TIME OF POSS	32:24	27:36

SCORE BY QUARTERS	1	2	3	4	OT	T
Cowboys	69	99	54	100	3	325
Opponents	68	112	61	64	3	308

RUSHING	ATT	YDS	AVG	LG	TD
J. Jones	257	993	3.9	51	5
Barber	138	538	3.9	28t	5
Thompson	46	182	4.0	16	0
Thomas	36	80	2.2	12	0
Bledsoe	34	50	1.5	9	2
Price	1	9	9.0	9	0
Polite	2	8	4.0	6	0
Newman	1	4	4.0	4	0
K. Johnson	1	3	3.0	3	0
Crayton	1	0	0.0	0	0
Romo	2	-2	-1.0	-1	0
Glenn	2	-4	-2.0	6t	1
Cowboys	521	1,861	3.6	51	13
Onenogbo	114	1,293	4.2	55	13

RECEIVING	NO	YDS	AVG	LG	TD
K. Johnson	71	839	11.8	34	6
Witten	66	757	11.5	34	6
Glenn	62	1,136	18.3	71	7
J. Jones	35	218	6.2	26	0
Crayton	22	341	15.5	63	2
Barber	18	115	6.4	21	0
Polite	9	72	8.0	15	1
Price	6	96	16.0	58	0
Campbell	3	24	8.0	18	1
Thompson	3	16	5.3	8	0
Pierce	2	15	7.5	10	0
Thomas	2	5	2.5	5	0
Copper	1	5	5.0	5	0

INTERCEPTIONS	NO	YDS	AVG	LG	TD
Glenn	4	10	2.5	10	0
Henry	3	102	34.0	58t	1
R. Williams	3	52	17.3	46t	1
Newman	3	16	5.3	12	0
Nguyen	1	7	7.0	7	0
Singleton	1	0	0.0	0	0
Cowboys	15	187	12.5	58t	2
Opponents	17	326	19.2	65t	2

USUAL STARTERS			
WR	Keyshawn Johnson	RE	Greg Ellis
LT	Flozell Adams (6)	NT	La'Roi Glover (12)
	Torrian Tucker (10)		Jason Ferguson (4)
LG	Larry Allen	LE	Kenyon Coleman (5)
C	Al Johnson		Marcus Spears (10)
RG	Marco Rivera	SLB	Al Singleton (7)
TE	Rod Pettitt		Scott Fujita (8)
RT	Jason Witten	MLB	Bradlie James
WR	Terry Glenn	JLB	Dat Nguyen (4)
QB	Drew Bledsoe		Scott Shanle (8)
RB	Julius Jones (12)		Ryan Fowler (3)
FB/TE	Lousaka Polite (3)	WLB	DeMarcus Ware
	Dan Campbell (12)	LCB	Terence Newman
		RCB	Anthony Henry (10)
K	Jose Cortez (7)		Aaron Glenn (6)
	Billy Cundiff (6)	SS	Roy Williams
	Shaun Suisham (3)	FS	Keith Davis

Pro Bowlers in Bold

PUNTING	NO	YDS	AVG	TB	IN20	LG	BL	NET
McBriar	81	3,439	42.5	9	28	63	0	37.1
Cundiff	1	35	35.0	1	0	35	0	15.0
Cowboys	82	3,474	42.4	10	28	63	0	36.9
Opp.	95	3,892	41.0	4	26	59	0	37.1

PUNT RETURNS	NO	FC	YDS	AVG	LG	TD
Crayton	23	9	166	7.2	25	0
Price	12	6	63	5.3	11	0
Newman	10	6	55	5.5	26	0
Cowboys	45	21	284	6.3	26	0
Opponents	33	18	250	7.6	32	0

KICKOFF RETURNS	NO	YDS	AVG	LG	TD
Thompson	57	1,399	24.5	49	0
Barber	3	58	19.3	21	0
Copper	2	32	16.0	21	0
Glenn	1	20	20.0	20	0
Campbell	1	14	14.0	14	0
Cowboys	64	1,523	23.8	49	0
Opponents	66	1,432	21.7	49	0

FIELD GOALS	11-19	20-29	30-39	40-49	50+
Cortez	0-0	5-6	4-4	3-6	0-0
Cundiff	1-1	1-1	2-5	0-0	1-1
Suisham	0-0	3-3	0-0	0-1	0-0
Cowboys	1-1	9-10	6-9	3-7	1-1
Opponents	0-0	8-9	2-3	7-8	4-7

[illegible]

Scorer	TD	DP	TDI	2PI	FG	3PT	S	TP	TS
Cortez	0	0	0	0	12/16	13/14	0	49	49
T. Glenn	1	7	0	0	0/0	0/0	0	48	48
K. Johnson,	0	6	0	1	0/0	0/0	0	36	36
Witten	0	6	0	0	0/0	0/0	0	36	36
Barber	5	0	0	0	0/0	0/0	0	30	30
J. Jones	5	0	0	0	0/0	0/0	0	30	30
Cundiff	0	0	0	0	5/8	14/14	0	29	29
Suistham	0	0	0	0	3/4	8/8	0	17	17
Bledsoe	2	0	0	0	0/0	0/0	0	12	12
Crayton	0	2	0	0	0/0	0/2	0	12	12
Campbell	0	1	0	0	0/0	0/0	0	6	6
Henry	0	0	1a	0	0/0	0/0	0	6	6
Polite	0	1	0	0	0/0	0/0	0	6	6
Williams	0	0	1b	0	0/0	0/0	0	6	6
Cowboys	13	23	2	1	20/28	35/36	0	325	325
Ononogots	13	18	4*	0	21/27	35/45	0	305	305

2-Pt. Conversions: Team 1-2, Opponents 0-0

a A. Henry 58 interception return vs. Arizona (10/30)
b R. Williams 46 interception return at Philadelphia (11/14)

* T. Parrish 34 interception return at San Francisco (9/25)
S. Brown 80 fumble return vs. Philadelphia (10/9)
C. Bailey 65 interception return vs. Denver (11/24)
A. Pierce 12 fumble return at N.Y. Giants (12/4)

PASSING	ATT	COMP	YDS	PCT	AVG	PCT	TD	INT	PCT	LG	SKS/YDS	RATING
Bledsoe	499	300	3,639	60.1	7.3	23	4.6	17	3.4	711	49/295	83.7
K. Johnson	1	0	0	0.0	0.0	0	0.0	0	0.0	0	0/0	39.6
Barber	0	0	0	0.0	0.0	0	0.0	0	0.0	0	1/3	0.0
Cowboys	500	300	3,639	60.0	7.3	23	4.6	17	3.4	711	50/298	83.6
Opponents	495	271	3,319	54.7	6.7	18	4.6	15	3.0	89t	37/236	75.1

2007 ★ DALLAS COWBOYS STATISTICS ★ 2007

STAFF
PLAYERS
2017 SEASON
RECORDS
PLAYOFF
RECORDS
2007
STATISTICS
SIDELINES

FIRST PLACE, NFC EAST HEAD COACH: WADE PHILLIPS

PRESEASON (2-2)					Att.
Date	W/L	Score	Opponent		
8/9	W	23-10	INDIANAPOLIS		60,175
8/18	W	31-20	DENVER		61,034
8/25	L	16-28	@ Houston		70,512
8/30	L	14-23	@ Minnesota		62,938
REGULAR SEASON (13-3)					Att.
Date	W/L	Score	Opponent		
9/9	W	45-35	N.Y. GIANTS		63,031
9/16	W	37-20	@ Miami		71,615
9/23	W	34-10	@ Chicago		62,099
9/30	W	35-7	ST. LOUIS		62,866
10/8	W	25-24	@ Buffalo		71,575
10/14	L	27-48	NEW ENGLAND		63,984
10/21	W	24-14	MINNESOTA		63,432
10/28			- Bye -		
11/4	W	38-17	@ Philadelphia		67,688
11/11	W	31-20	@ N.Y. Giants		78,964
11/18	W	29-23	WASHINGTON		63,706
11/22	W	34-3	N.Y. JETS		63,315
11/29	W	37-27	GREEN BAY		64,167
12/9	W	28-27	@ Detroit		62,759
12/16	L	6-10	PHILADELPHIA		63,777
12/22	W	20-13	@ Carolina		73,860
12/30	L	6-27	@ Washington		90,910
2007 NFC DIVISIONAL PLAYOFF GAME					Att.
Date	W/L	Score	Opponent		
1/13/08	L	17-21	N.Y. GIANTS		63,660

TEAM STATISTICS	DALLAS	OPP
FIRST DOWNS.....	322	304
Rushing.....	86	86
Passing.....	217	195
Penalty.....	22	23
Third Down-Made/Att.....	84/199	85/216
Third Down Efficiency.....	42.2	39.4
Fourth Down-Made/Att.....	10/14	10/18
TOTAL NET YARDS.....	5,851	4,922
Avg. Per Game.....	365.7	307.6
Total Plays.....	975	1,008
Avg. Per Play.....	6.0	4.9
NET YARDS RUSHING.....	1,746	1,513
Avg. Per Game.....	109.1	94.6
Total Rushes.....	419	381
Avg. Per Rush.....	4.2	4.0
NET YARDS PASSING.....	4,105	3,409
Avg. Per Game.....	256.6	213.1
Sacked/Yards Lost.....	25/185	46/319
Gross Yards.....	4,290	3,728
Attempts/Completions.....	531/342	581/342
Pct. of Completions.....	64.4	58.9
Had Intercepted.....	19	19
PUNTS/AVERAGE.....	63/47.1	73/45.0
Net Punting Average.....	38.5	39.1
PUNT RET./AVG.....	26/8.7	35/11.6
KICKOFF RET./AVG.....	61/22.3	86/23.0
INT./AVG. RET.....	19/17.4	19/10.1
PENALTIES/YARDS.....	104/815	85/785
FUMBLES/BALL LOST.....	21/5	26/10
TOUCHDOWNS.....	54	36
Rushing.....	14	12
Passing.....	36	19
Returns.....	4	5
EXTRA POINTS/ATTEMPTS.....	53/53	34/34
TWO POINT CONV./ATTS.....	0/1	0/2
FIELD GOALS/ATTEMPTS.....	26/31	25/31
AVG. TIME OF POSS.....	30:34	29:27

SCORE BY QUARTERS

	1	2	3	4	OT	T
Cowboys	61	147	117	130	0	455
Opponents	88	97	64	76	0	325

RUSHING

	ATT	YDS	AVG	LG	TD
Barber	204	975	4.8	54	10
J. Jones	164	588	3.6	25	2
Romo	31	129	4.2	17	2
Thompson	14	54	3.9	23	0
Owens	1	5	5.0	5	0
Johnson	5	-5	-1.0	-1	0
Cowboys	419	1,746	4.2	54	14
Opponents	381	1,513	4.0	62	12

RECEIVING

	NO	YDS	AVG	LG	TD
Witten	96	1,145	11.9	53	7
Owens	81	1,355	16.7	52	15
Crayton	50	697	13.9	59	7
Barber	44	282	6.4	29	2
J. Jones	23	203	8.8	24	0
Hurd	19	314	16.5	51	1
Fasano	14	143	10.2	26	1
Anderson	6	55	9.2	17	0
Austin	5	76	15.2	35	0
Curtis	3	18	6.0	15	3
Hoyle	1	2	2.0	21	0
Cowboys	342	4,290	12.5	59	36
Opponents	342	3,728	10.9	69	19

INTERCEPTIONS

	NO	YDS	AVG	LG	TD
Henry	6	81	13.5	28	1
Hamlin	5	93	18.6	35	0
Newman	4	129	32.3	70	1
Williams	2	10	5.0	10	0
Reeves	1	18	18.0	18	0
Watkins	1	0	0.0	0	0
Cowboys	19	331	17.4	70	2
Opponents	19	191	10.1	38	2

PUNTING

	NO	YDS	AVG	TD	INT	LG	BL	NET
McBriar	63	2,970	47.1	7	17	64	0	38.5
Cowboys	63	2,970	47.1	7	17	64	0	38.5
Opp.	73	3,284	45.0	10	27	66	0	39.1

PUNT RETURNS

	NO	FC	YDS	AVG	LG	TD
Crayton	22	20	201	9.1	49	0
Newman	4	1	26	6.5	13	0
Cowboys	26	21	227	8.7	49	0
Opponents	35	9	406	11.6	85	1

USUAL STARTERS

WR	Terrell Owens	RE	Chris Canty
LT	Flozell Adams	NT	Jay Ratliff (14)
LG	Kyle Kosier	LE	Marcus Spears
C	Andre Gurode	SLB	Greg Ellis (10)
RG	Leonard Davis		Anthony Spencer (6)
RT	Marc Colombo	MLB	Bradie James
TE	Jason Witten	JLB	Akin Ayodele (14)
WR	Patrick Crayton	WLB	DeMarcus Ware
QB	Tony Romo	LCB	Jacques Reeves (13)
RB	Julius Jones (16)		Terence Newman (3)
	Marion Barber (0)	RCB	Anthony Henry (8)
FB	Oliver Hoyle		Terence Newman (8)
		SS	Roy Williams (13)
K	Nick Folk	FS	Ken Hamlin
P	Mat McBriar		

KICKOFF RETURNS	NO	YDS	AVG	LG	TD
Austin	24	612	25.5	60	0
Thompson	20	471	23.6	72	0
N. Jones	6	122	20.3	27	0
Stanback	3	78	26.0	35	0
Curtis	3	27	9.0	16	0
Crayton	3	26	8.7	13	0
McQuistan	1	12	12.0	12	0
Anderson	1	10	10.0	10	0
Cowboys	61	1,358	22.3	72	0
Opponents	86	1,979	23.0	103	1

FIELD GOALS	11-19	20-29	30-39	40-49	50+
Folk	0-0	10-12	7-7	7-7	2-5
Cowboys	0-0	10-12	7-7	7-7	2-5
Opponents	1-1	8-9	5-6	10-12	1-3

Folk: (31), (26,28,47), (30, 238, 44), (1), (47, 29, 37, 53), (38, 23), (50M, 45), (22), (44), (51M), (46, 27), (26, 51, 25), (50M), (33, 23), (42, 23), (28M, 37, 30), (24, 54M), (45, 22), (48B), (36), (40, 26), (49M, 45, 39, 44), (40), (47, 52), (19, 36, 35M), (47M, 21), (37, 25), (46, 21)

SCORING	TDR	TDP	TDR1	2PI	FG	PAT	S	TP
Folk	0	0	0	0	26/31	53/53	0	131
Owens	0	15	0	0	0/0	0/0	0	90
Barber	10	2	0	0	0/0	0/0	0	72
Witten	0	7	0	0	0/0	0/0	0	42
Crayton	0	7	0	0	0/0	0/0	0	42
Curtis	0	3	0	0	0/0	0/0	0	18
J. Jones	2	0	0	0	0/0	0/0	0	12
Romo	2	0	0	0	0/0	0/0	0	12
Fasano	0	1	0	0	0/0	0/0	0	6
Hatcher	0	0	1b	0	0/0	0/0	0	6
Henry	0	0	1a	0	0/0	0/0	0	6
Hurd	0	1	0	0	0/0	0/0	0	6
Newman	0	0	1d	0	0/0	0/0	0	6
Watkins	0	0	1c	0	0/0	0/0	0	6
Cowboys	14	36	4	0	26/31	53/53	0	455
Opponents	12	19	5*	0	25/31	34/34	0	325

2-Pt. Conversions: Team 0-1, Opponents 0-2

- a 28 interception return at Chicago (9/23)
- b 29 fumble return vs. New England (10/14)
- c 68 block field goal return vs. Minnesota (10/21)
- d 50 interception return vs. New York Jets (11/22)

- * D. Hall 85 punt return vs. St. Louis (9/30)
- G. Wilson 25 interception return at Buffalo (10/8)
- C. Kelsay 0 interception return at Buffalo (10/8)
- T. McGee 103 kickoff return at Buffalo (10/8)
- C. Griffin 28 fumble return vs. Minnesota (10/21)

PASSING	ATT	COMP	YDS	PCT	AVG	TD	PCT	INT	PCT	LG	SKS/YDS	RATING
Romo	520	335	4,211	64.4	8.1	36	6.9	19	3.7	59t	24/176	97.4
Johnson	11	7	79	63.3	7.2	0	0.0	0	0.0	35	1/9	85.0
Cowboys	531	342	4,290	64.4	8.1	36	6.8	19	3.6	59t	25/185	97.1
Opponents	581	342	3,728	58.9	6.4	19	3.3	19	3.3	69t	46/319	75.1

2008 ★ DALLAS COWBOYS STATISTICS ★ 2008

THIRD, NFC EAST HEAD COACH: WADE PHILLIPS					
PRESEASON (2-2)					
Date	W/L	Score	Opponent	Att.	
8/9	L	17-31	@ San Diego	61,946	
8/16	L	13-23	@ Denver	74,484	
8/22	W	23-22	HOUSTON	60,795	
8/28	W	16-10	MINNESOTA	60,246	
REGULAR SEASON (9-7)					
9/7	W	28-10	@ Cleveland	73,012	
9/15	W	41-37	PHILADELPHIA	63,472	
9/21	W	27-16	@ Green Bay	71,113	
9/28	L	24-26	WASHINGTON	63,462	
10/5	W	31-22	CINCINNATI	62,655	
10/12	L	24-30	@ Arizona (OT)	64,389	
10/19	L	14-34	@ St. Louis	62,035	
10/26	W	13-9	TAMPA BAY	63,254	
11/2	L	14-35	@ N.Y. Giants	78,826	
11/9		- Bye -			
11/16	W	14-10	@ Washington	90,830	
11/23	W	35-22	SAN FRANCISCO	63,272	
11/27	W	34-9	SEATTLE	63,253	
12/7	L	13-20	@ Pittsburgh	60,594	
12/14	W	20-8	N.Y. GIANTS	63,776	
12/20	L	24-33	BALTIMORE	63,800	
12/28	L	6-44	@ Philadelphia	69,144	

TEAM STATISTICS			DALLAS	OPP
FIRST DOWNS	291	276
Rushing	102	85
Passing	171	163
Penalty	18	28
Third Down-Made/Att.	91/212	77/216
Third Down Efficiency	42.9	35.6
Fourth Down-Made/Att.	7/12	8/14
TOTAL NET YARDS	5,512	4,709
Avg. Per Game	344.5	294.3
Total Plays	979	969
Avg. Per Play	5.6	4.9
NET YARDS RUSHING	1,723	1,706
Avg. Per Game	107.7	106.6
Total Rushes	401	402
Avg. Per Rush	4.3	4.2
NET YARDS PASSING	3,789	3,003
Avg. Per Game	236.8	187.7
Sacked/Yards Lost	31/199	59/374
Gross Yards	3,988	3,377
Attempts/Completions	547/328	508/308
Pct. of Completions	60.0	60.6
Had Intercepted	20	8
PUNTS/AVERAGE	78/43.4	74/44.3
Net Punting Average	36.4	39.0
PUNT RET./AVG.	37/6.4	37/10.5
KICKOFF RET./AVG.	70/22.2	71/21.3
INT./AVG. RET.	8/4.5	20/17.5
PENALTIES/YARDS	120/957	87/601
FUMBLES/BALL LOST	29/13	28/14
TOUCHDOWNS	43	36
Rushing	12	11
Passing	29	19
Returns	2	6
EXTRA POINTS/ATTEMPTS	42/42	33/33
TWO POINT CONV./ATTS	0/1	0/2
FIELD GOALS/ATTEMPTS	20/22	38/44
AVG. TIME OF POSS.	30:00	30:00

SCORE BY QUARTERS						
	1	2	3	4	OT	T
Cowboys	72	117	62	111	0	362
Opponents	79	109	67	104	6	365

PASSING										
	ATT	COMP	YDS	PCT	AVG	TD	PCT	PCT	LG	SKS/YDS RATING
					ATT		INT	INT		
Romo	450	276	3,448	61.3	7.7	26	5.8	14	3.1	751 20/123 91.4
Johnson	78	41	427	52.6	5.5	2	2.6	5	6.4	36 8/54 50.5
Bollinger	17	10	71	58.8	4.2	1	5.9	1	5.9	24 3/22 63.6
Witten	1	1	42	100.0	42.0	0	0.0	0	0.0	42 0/0 118.8
Crayton	1	0	0	0.0	0.0	0	0.0	0	0.0	0 0/0 39.6
Cowboys	547	328	3,988	60.0	7.3	29	5.3	20	3.7	751 31/199 84.9
Opponents	508	308	3,377	60.6	6.6	19	3.7	8	1.6	60 59/374 86.2

RUSHING										
	ATT	YDS	AVG	LG	TD					
Barber	238	885	3.7	35	7					
Choice	92	472	5.1	381	2					
F. Jones	30	266	8.9	601	3					
Romo	28	41	1.5	15	0					
Owens	7	33	4.7	8	0					
R.E. Williams	1	13	13.0	13	0					
Crayton	1	11	11.0	11	0					
Anderson	2	3	1.5	3	0					
Johnson	2	-1	-0.5	0	0					
Cowboys	401	1,723	4.3	601	12					
Opponents	402	1,706	4.2	821	11					
RECEIVING										
	NO	YDS	AVG	LG	TD					
Witten	81	952	11.8	42	4					
Owens	69	1,052	15.2	751	10					
Barber	52	417	8.0	701	2					
Crayton	39	550	14.1	551	4					
Choice	21	185	8.8	50	0					
Bennett	20	283	14.2	37	4					
R.E. Williams	19	198	10.4	38	1					
Austin	13	278	21.4	63	3					
Curtis	8	32	4.0	8	0					
Stanback	2	24	12.0	15	0					
F. Jones	2	10	5.0	7	0					
Anderson	2	7	3.5	6	1					
Cowboys	328	3,988	12.2	751	29					
Opponents	308	3,377	11.0	60	19					

INTERCEPTIONS										
	NO	YDS	AVG	LG	TD					
Newman	4	2	0.5	2	0					
Jenkins	1	23	23.0	231	1					
Ellis	1	11	11.0	11	0					
Henry	1	0	0.0	0	0					
Hamlin	1	0	0.0	0	0					
Cowboys	8	36	4.5	231	1					
Opponents	20	349	17.5	61	1					
PUNTING										
	NO	YDS	AVG	TB	INT	LG	BL	NET		
Paulescu	53	2,213	41.8	5	14	70	0	35.2		
McBriar	24	1,175	49.0	3	5	66	1	38.8		
Cowboys	77	3,388	43.4	8	19	70	1	36.4		
Opp.	73	3,281	44.3	8	20	65	1	39.0		

PUNT RETURNS										
	NO	FC	YDS	AVG	LG	TD				
A. Jones	21	0	95	4.5	18	0				
Crayton	15	9	143	9.5	33	0				
Battle	1	0	0	0.0	0	0				
Cowboys	37	9	238	6.4	33	0				
Opponents	37	17	390	10.5	35	0				

USUAL STARTERS					
WR	Terrell Owens	RE	Chris Canty		
LT	Flozell Adams	NT	Jay Ratliff		
LG	Core Procter (11)	LE	Marbus Spears		
C	Andy Gurode	SLB	Greg Ellis		
RG	Leonard Davis	MLB	Bradie James		
RT	Marc Colombo	JLB	Zach Thomas		
TE	Jason Witten	LCB	DeMarcus Ware		
WR	Patrick Crayton	WLB	Terrence Newman (9)		
QB	Tony Romo		Adam Jones (4)		
RB	Marion Barber		Mike Jenkins (3)		
FB	Deon Anderson	RCB	Anthony Henry		
		SS	Keith Davis (8)		
		FS	Ken Hamlin		
K	Nick Folk				
P	Sam Paulescu (10)				
	Mat McBriar (6)				
					<i>Pro Bowlers in Bold</i>

Pro Bowlers in Bold

KICKOFF RETURNS										
	NO	YDS	AVG	LG	TD					
Austin	29	624	21.5	36	0					
F. Jones	16	434	27.1	981	1					
Stanback	10	218	21.8	58	0					
A. Jones	7	155	22.1	41	0					
Scandrick	4	81	20.3	25	0					
Spencer	1	18	18.0	18	0					
Crayton	1	11	11.0	11	0					
Anderson	1	9	9.0	9	0					
Curtis	1	4	4.0	4	0					
Cowboys	70	1,554	22.2	981	1					
Opponents	71	1,510	21.3	931	1					

FIELD GOALS										
	11-19	20-29	30-39	40-49	50+					
Folk	0-0	1-1	7-8	10-11	2-2					
Cowboys	0-0	1-1	7-8	10-11	2-2					
Opponents	0-0	9-9	16-16	11-14	2-5					

Folk: (1), (51.47), (25.39), (36), (30), (37M, 52), (46M), (38.45), (1), (48.41, 47.42), (41.42), (44.33), (1), (35), (37.42)

Opponents: (34), (34.44, 22), (36, 38.33), (20, 33, 33.29), (41, 31.40), (41), (54M, 52.35), (36, 35.1M, 41), (41, 46M), (1), (53M, 23.22, 35), (44, 38.25), (45M, 24.41), (34, 47), (26, 29, 37.35), (40, 50.41, 40M)

SCORING	TDR	TDP	TDR1	2PT	FG	PAT	\$	TP
Folk	0	0	0	0	20/22	42/42	0	102
Owens	0	10	0	0	0/0	0/0	0	60
Barber	7	2	0	0	0/0	0/0	0	54
Witten	0	4	0	0	0/0	0/0	0	24
Crayton	0	4	0	0	0/0	0/0	0	24
F. Jones	3	0	1a	0	0/0	0/0	0	24
Bennett	0	4	0	0	0/0	0/0	0	24
Austin	0	3	0	0	0/0	0/0	0	18
Choice	2	0	0	0	0/0	0/0	0	12
Anderson	0	1	0	0	0/0	0/0	0	6
R.E. Williams	0	1	0	0	0/0	0/0	0	6
Jenkins	0	0	1b	0	0/0	0/0	0	6
Polk	0	0	0	0	0/0	0/0	1% 2	6
Cowboys	12	29	2	0	20/22	42/42	1	362
Oponents	10	19	4*	0	35/40	28/28	1	3365

2009 ★ DALLAS COWBOYS STATISTICS ★ 2009

FIRST PLACE, NFC EAST HEAD COACH: WADE PHILLIPS				
PRESEASON (2-2)				
Date	W/L	Score	Opponent	Att.
8/13	L	10-31	@ Oakland	33,165
8/21	W	30-10	TENNESSEE	75,720
8/29	L	13-20	SAN FRANCISCO	72,171
9/4	W	35-31	@ Minnesota	62,334
REGULAR SEASON (11-5)				
9/13	W	34-21	@ Tampa Bay	63,806
9/20	L	31-33	N.Y. GIANTS	105,121*
9/28	W	21-7	CAROLINA	90,588*
10/4	L	10-17	@ Denver	76,440
10/11	W	26-20	@ Kansas City (OT)	71,214
10/18			- Bye -	
10/25	W	37-21	ATLANTA	81,521*
11/1	W	37-17	SEATTLE	80,886*
11/8	W	20-16	@ Philadelphia	69,144
11/15	L	7-17	@ Green Bay	70,894
11/22	W	7-6	WASHINGTON	85,277*
11/26	W	24-7	OAKLAND	83,489*
12/6	L	24-31	@ N.Y. Giants	79,244
12/13	L	17-20	SAN DIEGO	90,552*
12/19	W	24-17	@ New Orleans	70,213
12/27	W	17-0	@ Washington	88,221
1/3/10	W	24-0	PHILADELPHIA	100,621*
2009 NFC WILD CARD GAME				
1/9/10	W	34-14	PHILADELPHIA	92,951
2009 NFC DIVISIONAL PLAYOFF GAME				
1/17/10	L	3-34	@ Minnesota	63,547
AT&T STADIUM CONFIGURATION				
- ALL OPEN			#- ALL CLOSED	
^- ONLY DOORS OPEN			*^- ONLY ROOF OPEN	

TEAM STATISTICS	DALLAS	OPP
FIRST DOWNS	335	286
Rushing	110	74
Passing	203	186
Penalty	22	26
Third Down-Made/Att.	82/202	70/200
Third Down Efficiency	40.6	35.0
Fourth Down-Made/Att.	4/11	6/12
TOTAL NET YARDS	6,390	5,045
Avg. Per Game	399.4	315.9
Total Plays	1,020	979
Avg. Per Play	6.3	5.2
NET YARDS RUSHING	2,103	1,448
Avg. Per Game	131.4	90.5
Total Rushes	436	365
Avg. Per Rush	4.8	4.0
NET YARDS PASSING	4,287	3,606
Avg. Per Game	267.9	225.4
Sacked/Yards Lost	34/196	42/268
Gross Yards	4,483	3,874
Attempts/Completions	550/347	572/344
Pct. of Completions	63.1	60.1
Had Intercepted	9	11
PUNTS/AVERAGE	72/45.1	92/44.2
Net Punting Average	39.9	37.8
PUNT RET./AVG.	39/10.9	38/8.3
KICKOFF RET./AVG.	47/22.0	47/20.6
INT./AVG. RET.	11/3.0	9/10.7
PENALTIES/YARDS	115/892	93/768
FUMBLES/BALL LOST	20/10	23/10
TOUCHDOWNS	43	28
Rushing	14	7
Passing	26	19
Returns	3	2
EXTRA POINTS/ATTEMPTS	41/41	28/28
TWO POINT CONV./ATTS.	1/1	0/0
FIELD GOALS/ATTEMPTS	20/31	18/26
AVG. TIME OF POSS.	32:04	27:56

SCORE BY QUARTERS	1	2	3	4	OT	T
Cowboys	71	98	80	106	6	361
Opponents	27	80	34	109	0	250

RUSHING	ATT	YDS	AVG	LG	TD
Barber	214	932	4.4	35	7
Jones	116	685	5.9	56	3
Choice	64	349	5.5	66	3
Romo	35	105	3.0	17	1
Crayton	4	28	7.0	20	0
Ogletree	1	6	6.0	6	0
Austin	2	-2	-1.0	11	0
Cowboys	436	2,103	4.8	66	14
Opponents	365	1,448	4.0	35	7

RECEIVING	NO	YDS	AVG	LG	TD
Witten	94	1,030	11.0	69	2
Austin	81	1,320	16.3	60†	11
Williams	38	596	15.7	66†	7
Crayton	37	622	16.8	80†	5
Barber	26	221	8.5	42	0
Jones	19	119	6.3	30	0
Bennett	15	159	10.6	26	0
Choice	15	132	8.8	28	0
Hurd	7	121	17.3	53	1
Ogletree	7	96	13.7	21	0
	7	96	13.7	21	0

Chumps	7	02	0.9	23	0
Anderson	1	5	5.0	5	0
Cowboys	347	4,483	12.9	80t	26
Opponents	324	3,651	11.3	74t	19

INTERCEPTIONS NO YDS AVG LG TD

Jenkins	5	0	0.0	0	0
Newman	3	36	12.0	27t	0
Sensabaugh	1	0	0.0	0	0
Scandrick	1	0	0.0	0	0
Spencer	1	-3	-3.0	-3	0
Cowboys	11	33	3.0	27t	1
Opponents	9	96	10.7	34t	1

PUNTING	NO	YDS	AVG	TB	IN20	LG	BL	NET
McBriar	72	3,249	45.1	3	38	63	0	39.9
Cowboys	72	3,249	45.1	3	38	63	0	39.9
Opp.	92	4,064	44.2	8	36	69	0	37.8

PUNT RETURNS	NO	FC	YDS	AVG	LG	TD
Crayton	36	23	437	12.1	82t	2
Newman	2	0	-11	-5.5	0	0
Ogletree	1	0	0	0.0	0	0
Cowboys	39	22	426	10.9	82t	2
Opponents	38	23	314	8.3	79t	1

KICKOFF RETURNS	NO	YDS	AVG	LG	TD
Jones	30	678	22.6	41	0
Ogletree	8	168	20.8	32	0
Austin	7	157	22.4	29	0
Rossum	1	16	16.0	16	0
Anderson	1	15	15.0	15	0
Cowboys	47	1,032	22.0	41	0
Opponents	47	967	20.6	67	0

PASSING	ATT	COMP	YDS	PCT	AV ATT
Romo	550	347	4,483	63.1	8.2
Cowboys	550	347	4,483	63.1	8.2
Opponents	572	344	3,874	60.1	6.8

FIELD GOALS	11-19	20-29	30-39	40-49	50+
Folk	1-1	5-6	6-7	5-12	1-2
Suisham	0-0	1-1	0-1	1-1	0-0
Cowboys	1-1	6-7	6-8	6-13	1-2
Opponents	0-0	4-5	7-9	6-7	1-5

Folk: (51,22),(47),(40M,24,19),(49),(40,22,28),
 (38,46,34),(48M,40),(22,33),(38M),(46
 M,(36,49M),(34,57M,42M),(31,42M),
 (44,24M),(-),(-)
 Suisham: (-),(-),(-),(-),(-),(-),(-),(-),(-),(-),
 (-),(-),(-),(-),(-),(-),(-),(-),(-),(-)

Opponents: (38B,46M),(30,28,29M,36,37),
 (),(28),(47,38,53M),(),(43),(45,48,52),
 (52M,48),(45,39M,31,50M),(),(23),
 (29,34),(34,I),(54M)

SCORING	TDR	TD	TDR	1P	FG	PAT	ST	TP
Folk	0	0	0	2/28	36/36	0	9	0
Austin	0	11	0	0/0	0/0	0	66	0
Barber	0	0	0	0/0	0/0	0	42	0
Crayton	0	5	2b	0/0	0/0	0	42	0
Williams	0	7	0	0/0	0/0	0	42	0
Choice	3	0	0	1/0	0/0	0	20	0
Jones	3	0	0	0/0	0/0	0	18	0
Witten	0	2	0	0/0	0/0	0	12	0
Susham	0	0	0	2/3	5/5	11	0	0
Hurd	0	1	0	0/0	0/0	0	6	0
Romo	1	0	0	0/0	0/0	0	6	0
Newman	0	0	1a	0/0	0/0	0	6	0
Cowboys	14	26	3	1/20/31	41/41	0	361	0
Opponents	7	19	2*	0/18/26	28/28	0	250	0

2-Pt. Conversions: Team 1-1, Opponents 0-0

- a 27 interception return vs. Carolina (9/28)
b 73 punt return vs. Atlanta (10/25)
82 punt return vs. Seattle (11/1)

* B. Johnson 34 int. return vs. N.Y. Giants (9/20)
D. Hixon 79 punt return at N.Y. Giants (12/6)

USUAL STARTERS

WR	Ray Williams (13)	RE	Igor Olschansky (14)
LT	Flozell Adams	NT	Jay Ratliff
LG	Kyle Kosier	LE	Marcus Spears (14)
C	Andre Gurode	SLB	Anthony Spencer
RG	Leonard Davis	MLB	Bradley James
RT	Mark Colombo (9)	JLB	Keith Brooking (14)
DE	Doug Free (7)	WLB	DeMeco Ware (15)
TE	Jason Witten	LCB	Terence Newman
WR	Miles Austin (8)	RCB	Mike Jenkins (15)
CB	Patrick Crayton (4)	SS	G. Sensabaugh (15)
QB	Tony Romo	FS	Ken Hamlin (12)
RB	Marion Barber (15)		Alan Ball (3)
FB	Deon Anderson (10)		
<i>Pro Bowlers in Bold</i>			
P	Nick Folk (14)		
K	Mat McBriar		

Pro Bowlers in Bold

	PCT		PCT			
TD	TD	INT	INT	LG	SKS/YDS	RATING
26	4.7	9	1.6	80t	34/196	97.6
26	4.7	9	1.6	80t	34/196	97.6
19	3.3	11	1.9	74t	42/268	83.5

2010 ★ DALLAS COWBOYS STATISTICS ★ 2010

THIRD PLACE, NFC EAST HEAD COACH: WADE PHILLIPS (1-7) JASON GARRETT (5-3)				
PRESEASON (3-2)				
Date	W/L	Score	Opponent	Att.
8/8	W	16-7	CIN. @ Canton	22,364
8/12	L	9-17	OAKLAND	72,282
8/21	W	16-14	@ San Diego	64,372
8/28	L	7-23	@ Houston	70,725
9/2	W	27-25	MIAMI	71,805
REGULAR SEASON (6-10)				
9/12	L	7-13	@ Washington	90,670
9/19	L	20-27	CHICAGO	85,168 ^a
9/26	W	27-13	@ Houston	71,456
10/3			- Bye -	
10/10	L	27-34	TENNESSEE	90,616 ^a
10/17	L	21-24	@ Minnesota	64,120
10/25	L	35-41	N.Y. GIANTS	91,375 ^a
10/31	L	17-35	JACKSONVILLE	81,395 ^a
11/7	L	7-45	@ Green Bay	70,913
11/14	W	33-20	@ N.Y. Giants	80,851
11/21	W	35-19	DETROIT	81,261 ^a
11/25	L	27-30	NEW ORLEANS	93,985 ^a
12/2	W	38-35	@ Indianapolis (OT)	67,471
12/12	L	27-30	PHILADELPHIA	85,673 ^a
12/19	W	33-30	WASHINGTON	86,904 ^a
12/25	L	26-27	@ Arizona	66,971
12/31	W	14-13	@ Philadelphia	69,144

AT&T Stadium configuration

* -All Open # -All Closed

^ -Only Doors Open % -Only Roof Open

TEAM STATISTICS	DALLAS	OPP
FIRST DOWNS.....	327	309
Rushing.....	104	84
Passing.....	201	200
Penalty.....	22	25
Third Down-Made/Att.....	86/211	81/204
Third Down Efficiency.....	40.8	39.7
Fourth Down-Made/Att.....	13/22	4/9
TOTAL NET YARDS.....	5,828	5,628
Avg. Per Game.....	364.3	351.8
Total Plays.....	1,035	977
Avg. Per Play.....	5.6	5.8
NET YARDS RUSHING.....	1,786	1,734
Avg. Per Game.....	111.6	108.4
Total Rushes.....	428	402
Avg. Per Rush.....	4.2	4.3
NET YARDS PASSING.....	4,042	3,894
Avg. Per Game.....	252.6	243.4
Sacked/Yards Lost.....	31/166	35/257
Gross Yards.....	4,208	4,151
ATTEMPTS/COMPLETIONS.....	576/379	540/348
Pct. of Completions.....	65.8	64.4
Had Intercepted.....	19	20
POINTS/AVERAGE.....	66/47.2	70/43.1
Net Punting Average.....	41.7	35.4
PUNT RETURN/AVG.....	24/15.9	33/6.2
KICKOFF RETURN/AVG.....	74/21.2	56/24.3
INT./AVG.....	20/15.1	19/14.6
PENALTIES/YARDS.....	109/863	79/641
FUMBLES/BALL LOST.....	28/11	20/10
TOUCHDOWNS.....	46	51
Rushing.....	10	11
Passing.....	29	33
Returns.....	7	7
EXTRA POINTS/ATTEMPTS.....	42/44	49/49
TWO POINT CONV./ATT.....	2/2	2/2
FIELD GOALS/ATTS.....	24/32	25/27
AVG. TIME OF POSSESSION.....	31:11	28:49

RUSHING	ATT	YDS	AVG	LG	TD
Jones	185	800	4.3	34	1
Barber	113	374	3.3	25	4
Choice	66	243	3.7	26	3
Kitna	31	147	4.7	29	1
Austin	7	93	13.3	60	1
McGee	13	74	5.7	14	0
Romo	6	38	6.3	14	0
Gronkowski	5	17	3.4	8	0
Bryant	1	0	0.0	0	0
McBriar	1	0	0.0	0	0
Cowboys	428	1,786	4.2	60	10
Opponents	402	1,734	4.3	56	11

RECEIVING	NO	YDS	AVG	LG	TD
Witten	94	1,002	10.7	33	9
Austin	69	1,041	15.1	69	7
Jones	48	450	9.4	71	1
Bryant	45	561	12.5	46	6
R.Williams	37	530	14.3	63	5
Bennett	33	260	7.9	32	0
Choice	17	109	6.4	17	0
Hurd	14	120	8.6	13	0
Barber	11	49	4.5	15	0
Gronkowski	7	35	5.0	12	1
Ogletree	3	34	11.3	19	0
Johnson	1	6	6.0	6	0
Romo	0	11	11.0	11	0
Cowboys	379	4,208	11.1	71	29
Opponents	348	4,151	11.9	91	33

INTERCEPTIONS	NO	YDS	AVG	LG	TD
Sensabaugh	5	26	5.2	10	0
Newman	5	16	3.2	30	0
Lee	2	44	22.0	31	1
Ball	2	27	13.5	27	0
McCann	1	101	101.0	101	1
Brooking	1	41	41.0	41	0
Scandrick	1	40	40.0	40	1
James	1	11	11.0	11	0
McCray	1	0	0.0	0	0
Jenkins	1	-4	-4.0	-4	0
Cowboys	20	302	15.1	101	3
Opponents	19	277	14.6	66	3

USUAL STARTERS

WR	Roy Williams (10)	RE	Igor Olshansky (14)
LT	Doug Free	NT	Jay Ratliff
LG	Kyle Kosier (13)	LE	Marcel Spears (7)
C	Andre Gurode	RB	Stephen Bowen (7)
RG	Leonard Davis	SLB	Anthony Spencer
RT	Marc Colombo (15)	MLB	Bradie James
TE	Jason Witten	JLB	Keith Brooking
WR	Miles Austin	VLB	DeMarius Ware
QB	Tony Romo (6)	RCB	Terence Newman
	Jon Kitna (9)	LCB	Mike Jenkins
RB	Marion Barber (10)	SS	Gerald Sensabaugh (14)
	Felix Jones (6)	FS	Alan Ball
FB	Chris Gronkowski (10)		

Pro Bowlers in Bold

K	David Buehler
P	Mat McBriar

PUNT RETURNS	NO	YDS	AVG	FC	LG	TD
Bryant	15	215	14.3	0	93	2
McCann	8	165	20.6	10	97	1
Holley	1	2	2.0	0	0	0
Owusu-Ansah	0	0	0.0	4	0	0
Cowboys	24	382	15.9	14	97	3
Opponents	33	205	6.2	7	16	0

KICKOFF RETURNS	NO	YDS	AVG	LG	TD
Owusu-Ansah	25	543	21.7	41	0
McCann	23	507	22.0	38	0
Bryant	12	293	24.4	43	0
Ogletree	6	109	18.2	31	0
Choice	3	61	20.3	27	0
Gronkowski	2	23	11.5	13	0
Rucker	1	16	16.0	16	0
Chandler	1	11	11.0	11	0
Newman	1	9	9.0	9	0
Cowboys	74	1,572	21.2	43	0
Opponents	56	1,363	24.3	95	1

SCORE BY QUARTERS	1	2	3	4	OT	T
Cowboys	70	104	106	111	3	394
Opponents	85	130	95	126	0	436

FIELD GOALS	11-19	20-29	30-39	40-49	50+
Buehler	0-0	8-8	4-7	8-11	4-6
Cowboys	0-0	8-8	4-7	8-11	4-6
Opponents	0-0	8-8	4-4	9-10	4-5

Buehler: (34M), (28,44M,48), (49,40), (51,44M,26), (26,41), (34), (1), (22,23,34M), (1), (21,53,59M), (30,48M,46,38), (50,43), (42,20,35M,20,39), (42,53), (52M)

Opp: (29,49), (38,40), (24,30), (52,40), (38), (53,26), (1), (54B,26), (43,25), (47), (50,45,28), (1), (39,50,28), (1), (49M,49,48), (43,22)

SCORING	TDR	TDP	TDR	2PT	FG	PAT	S	TP
Buehler	0	0	0	0	24/32	42/44	0	114
Witten	0	9	0	1	0/0	0/0	0	56
Austin	1	7	0	0	0/0	0/0	0	48
Bryant	0	6	2a	0	0/0	0/0	0	48
R.Williams	0	5	0	1	0/0	0/0	0	32
Barber	4	0	0	0	0/0	0/0	0	24
Choice	3	0	0	0	0/0	0/0	0	18
Jones	1	1	0	0	0/0	0/0	0	12
McCann	0	0	2b	0	0/0	0/0	0	12
Gronkowski	0	1	0	0	0/0	0/0	0	6
Lee	0	0	1d	0	0/0	0/0	0	6
Kitna	1	0	0	0	0/0	0/0	0	6
Scandrick	0	0	1c	0	0/0	0/0	0	6
Ware	10	0	1e	0	0/0	0/0	0	6
Cowboys	10	29	7	2	24/32	42/44	0	394
Opponents	11	33	7*	2	25/27	49/49	1	436

2-Pt. Conversions: Team 2-2, Opponents 2-2

- a 62 punt return vs. Chi (9/19)
- 93 punt return vs. NYG (10/25)
- b 101 interception return, @ NYG (11/14)
- 97 punt return vs. Detroit (1/21)
- c 40 interception return, @ Indianapolis (12/5)
- d 31 interception return, @ Indianapolis (12/5)
- e 17 fumble return @ Phil (1/21/11)

- * D. Hall 32 fumble return, @ Wash (9/12)
- P. Harvin 95 kickoff return, @ Minn (10/17)
- N. Collins 26 fumble return, @ Green Bay (11/7)
- C. Matthews 62 int. return, @ Green Bay (11/7)
- T. Smith 2 block punt return @ Ind (12/5)
- D. Rodgers-Cromartie 32 int. return @ Ari (12/25)
- G. Toler 66 int. return @ Ari (12/25)
- A L. Davis holding in endzone vs. Det (11/21)

PASSING	ATT	COMP	YDS	PCT	AVG	TD	PCT	PCT	LG	SKS/YDS	RATING
Kitna	318	209	2,365	65.7	7.4	16	5.0	12	3.8	71	21/100
Romo	213	148	1,605	69.5	7.5	11	5.2	7	3.3	69	7/41
McGee	44	22	238	50.0	5.4	2	4.5	0	0.0	37	3/25
Barber	1	0	0	0.0	0.0	0	0.0	0	0.0	0	0/0
Cowboys	576	209	4,208	65.8	7.3	29	5.0	19	3.3	71	21/100
Opponents	540	348	4,151	64.4	7.7	33	6.1	20	3.7	91	35/257

2011 ★ DALLAS COWBOYS STATISTICS ★ 2011

THIRD PLACE, NFC EAST HEAD COACH: JASON GARRETT

PRESEASON (2-2)

Date	W/L	Score	Opponent	Att.
8/11	W	24-23	DENVER	74,045
8/21	L	7-20	SAN DIEGO	73,665
8/27	W	23-17	@ Minnesota	62,800
9/1	L	3-17	@ Miami	40,727

REGULAR SEASON (8-8)

Date	W/L	Score	Opponent	Att.
9/11	L	24-27	@ N.Y. Jets	78,702
9/18	W	27-24	@ San Fran (OT)	69,732
9/26	W	18-16	WASHINGTON	90,017%
10/2	L	30-34	DETROIT	78,122%
10/9		- Bye -		
10/16	L	16-20	@ New England	68,756
10/23	W	34-7	ST. LOUIS	69,044
10/30	L	7-34	@ Philadelphia	80,188
11/6	W	23-13	SEATTLE	81,501%
11/13	W	44-7	BUFFALO	85,157%
11/20	W	27-24	@ Washington (OT)	80,122
11/24	W	20-19	MIAMI	87,418*
12/4	L	13-19	@ Arizona (OT)	82,188*
12/11	L	34-37	N.Y. GIANTS	92,952%
12/17	W	31-15	@ Tampa Bay	65,162
12/24	L	7-20	PHILADELPHIA	84,432%
1/1/12	L	14-31	@ N.Y. Giants	81,077

AT&T Stadium configuration
*All Open #All Closed
^Only Doors Open %Only Roof Open

TEAM STATISTICS

	DALLAS	OPP
FIRST DOWNS.....	327	305
Rushing.....	91	78
Passing.....	219	199
Penalty.....	17	28
Third Down-Made/Att.....	78/198	81/204
Third Down Efficiency.....	39.4	39.7
Fourth Down-Made/Att.....	5/10	4/11
TOTAL NET YARDS.....	6,008	5,491
Avg. Per Game.....	375.5	343.2
Total Plays.....	1,017	972
Avg. Per Play.....	5.9	5.6
NET YARDS RUSHING.....	1,807	1,585
Avg. Per Game.....	112.9	99.1
Total Rushes.....	408	385
Avg. Per Rush.....	4.4	4.1
NET YARDS PASSING.....	4,201	3,906
Avg. Per Game.....	262.6	244.1
Sacked/Yards Lost.....	39/252	42/243
Gross Yards.....	4,453	4,149
ATTEMPTS/COMPLETIONS.....	570/376	545/336
Pct. of Completions.....	66.0	61.7
Had Intercepted.....	12	12
PUNTS/AVERAGE.....	71/42.9	72/47.5
Net Punting Average.....	36.2	41.8
PUNT RETURN/AVG.....	41/7.1	30/9.3
KICKOFF RETURN/AVG.....	33/23.3	52/21.4
INT./AVG.....	15/14.5	12/13.2
PENALTIES/YARDS.....	114/616	85/650
FUMBLES/BALL LOST.....	24/9	20/10
Touchdowns.....	39	38
Rushing.....	5	10
Passing.....	33	24
Returns.....	1	4
EXTRA POINTS/ATTEMPTS.....	39/39	35/35
TWO POINT CONV./ATT.....	0/0	2/2
FIELD GOALS/ATTS.....	32/37	26/33
AVG. TIME OF POSSESSION.....	30:55	29:05

SCORE BY QUARTERS

	1	2	3	4	OT	T
Cowboys	72	110	62	119	6	369
Opponents	51	112	75	103	6	347

RUSHING

	ATT	YDS	AVG	LG	TD
Murray	164	897	5.5	91	2
Jones	127	575	4.5	40	1
Morris	28	98	3.5	15	0
Tanner	22	76	3.5	17	1
Choice	28	75	2.7	14	0
Romo	22	46	2.1	17	1
McGee	4	28	7.0	12	0
Bryant	1	5	5.0	5	0
Fiammetta	4	4	1.0	3	0
Austin	2	3	1.5	5	0
Ogletree	2	3	1.5	7	0
Washington	1	-1	-1.0	-1	0
Kitna	3	-2	-0.7	0	0
Cowboys	408	1,807	4.4	91	5
Opponents	385	1,585	4.1	40	10

RECEIVING

	NO	YDS	AVG	LG	TD
Witten	79	942	11.9	64	5
Bryant	63	928	14.7	50	9
Robinson	54	858	15.9	74	11
Austin	43	579	13.5	53	7
Jones	33	221	6.7	27	0
Murray	26	183	7.0	18	0
Bennett	17	144	8.5	15	0
Ogletree	15	164	10.9	33	0
Phillips	15	101	6.7	12	1
Choice	11	71	6.5	18	0
Holley	7	169	24.1	77	0
Morris	5	13	2.6	9	0
Fiammetta	3	39	13.0	15	0
Tanner	2	19	9.5	11	0
Washington	2	13	6.5	15	0
Chapas	1	9	9.0	9	0
Cowboys	376	4,453	11.8	77	33
Opponents	336	4,149	12.3	74	24

INTERCEPTIONS

	NO	YDS	AVG	LG	TD
Lee	4	87	21.8	37	0
Newman	4	80	20.0	43	1
Sensabaugh	2	11	5.5	11	0
Hatcher	1	16	16.0	16	0
Ball	1	15	15.0	15	0
Walker	1	5	5.0	5	0
Jenkins	1	3	3.0	3	0
Scandrick	1	0	0.0	0	0
Cowboys	15	217	14.5	43	1
Opponents	12	158	13.2	56	2

PUNTING

	NO	YDS	AVG	TB	IN20	LG	BL	NET
McBriar	58	2,542	43.8	7	21	68	1	36.1
Jones	10	426	42.6	1	4	54	0	42.6
Bailey	2	79	39.5	0	0	41	0	37.0
Cowboys	70	3,047	42.9	8	25	68	1	36.7
Opp.	72	3,420	47.5	6	21	70	0	41.8

PUNT RETURNS

	NO	FC	YDS	AVG	LG	TD
Bryant	15	5	103	6.9	20	0
Harris	15	6	80	5.3	14	0
Owusu-Ansah	6	3	47	7.8	21	0
Ogletree	2	0	35	17.5	25	0
McCann	2	0	13	6.5	16	0
Holley	1	0	15	15.0	15	0
Cowboys	41	14	293	7.1	22	0
Opponents	30	17	278	9.3	55	0

KICKOFF RETURNS	NO	YDS	AVG	LG	TD
Harris	8	231	28.9	51	0
Jones	7	186	26.6	69	0
Ogletree	6	114	19.0	25	0
Owusu-Ansah	3	56	18.7	23	0
Bryant	3	55	18.3	26	0
Murray	2	36	18.0	22	0
Phillips	2	26	13.0	16	0
Lissemore	1	38	38.0	38	0
McCann	1	26	26.0	26	0
Cowboys	33	768	23.3	69	0
Opponents	52	1,114	21.4	43	0

FIELD GOALS	11-19	20-29	30-39	40-49	50+
Bailey	1-1	8-9	11-11	10-12	2-4
Cowboys	1-1	8-9	11-11	10-12	2-4
Opponents	0-0	12-12	4-5	5-9	5-7

Bailey: (34), (21M, 48, 19), (41, 27, 32, 41, 23, 40), (41, 35, 23), (48, 22, 26), (30, 51), (20, 20, 42), (45, 36, 31), (37, 39), (32, 28), (53M, 50, 37, 49M), (49, 49, 47B), (30), (52M)

Opp: (34, 50), (55), (46, 27, 36B, 50), (33, 51), (31, 26), (1, 23, 26), (45, 32, 41B), (52M), (40, 49M, 52M), (26, 47M, 28, 27, 23), (48, 23), (23, 26), (1, 43, 51), (40M, 28)

SCORING	TDR	TD	TDR1	2P1	FG	PAT	S	TP
Bailey	0	0	0	0	32/37	39/39	0	135
Robinson	0	11	0	0	0/0	0/0	0	66
Bryant	0	9	0	0	0/0	0/0	0	54
Austin	0	7	0	0	0/0	0/0	0	42
Witten	0	5	0	0	0/0	0/0	0	30
Murray	2	0	0	0	0/0	0/0	0	12
Jones	1	0	0	0	0/0	0/0	0	6
Newman	0	0	1a	0	0/0	0/0	0	6
Phillips	0	1	0	0	0/0	0/0	0	6
Romo	1	0	0	0	0/0	0/0	0	6
Tanner	1	0	0	0	0/0	0/0	0	6
Cowboys	5	33	1	0	32/37	39/39	0	369
Opponents	10	24	4*	2	26/33	35/35	1*	347

2-Pt. Conversions: Team 0-0, Opponents 2-2

a T.Newman 43 interception return, vs. Buf (11/13)

* I. Trufant 18 block punt return, @ NYJ (9/11)

B. Carpenter 34 int. return, vs. Det (10/2)

C. Houston 56 int. return, vs. Det (10/2)

D. Watson 7 fumble return, @ Tampa Bay (12/17)

A. J. Pierre-Paul Romo sack, vs. NYG (12/11)

USUAL STARTERS

WR	Dez Bryant (13)	RE	Jason Hatcher (10)
LT	Doug Free		Marcus Spears (5)
LG	Bill Nagy (4)	NT	Jay Ratliff
	Montre Hollar (10)	LE	Kenyon Coleman (15)
C	Phil Costa	SLB	Anthony Spencer (15)
RG	Kyle Kosier	MLB	Bradie James (13)
RT	Tyron Smith	JLB	Sean Lee (15)
TE	Jason Witten	WLB	DeMarcus Ware
WR	Miles Austin (10)	LCB	Terence Newman (14)
	Laurent Robinson (4)	RCB	Mike Jenkins (12)
QB	Tony Romo		Orlando Scandrick (4)
RB	Felix Jones (8)	SS	Abram Elam
	Delmarco Murray (7)	FS	Gerald Sensabaugh
FB	Tony Fiammetta (6)		
	John Phillips (4)	K	Dan Bailey
		P	Mat McBriar

Pro Bowlers in Bold

PASSING	ATT	COMP	YDS	PCT	AVG	TD	PCT	INT	PCT	LG	SKS/YDS	RATING
Romo	522	346	4,184	66.3	8.0	31	5.9	10	1.9	77	36/227	102.5
McGee	38	24	182	63.2	4.8	1	2.6	0	0.0	19	3/25	83.4
Kitna	10	6	87	60.0	8.7	1	10.0	2	20.0	33	0/0	82.1
Cowboys	570	376	4,453	66.0	7.8	33	5.8	12	5.1	77	36/252	100.1
Opponents	545	336	4,149	61.7	7.6	24	4.4	15	2.8	74	42/243	88.4

2012 ★ DALLAS COWBOYS STATISTICS ★ 2012

THIRD PLACE, NFC EAST HEAD COACH: JASON GARRETT				
PRESEASON (3-1)				
Date	W/L	Score	Opponent	Att.
8/13	W	3-0	@ Oakland	50,403
8/18	L	20-28	@ San Diego	53,381
8/25	W	20-19	ST. LOUIS	75,226
9/1	W	30-13	MIAMI	73,481
REGULAR SEASON (8-8)				
9/5	W	24-17	@ N.Y. Giants	82,287
9/16	L	7-27	@ Seattle	68,008
9/23	W	16-10	TAMPA BAY	81,984*
10/1	L	18-34	CHICAGO	90,080*
10/7			- Bye -	
10/14	L	29-31	@ Baltimore	71,384
10/21	W	19-14	@ Carolina	73,981
10/28	L	24-29	N.Y. GIANTS	94,067*
11/4	L	13-19	@ Atlanta	70,840
11/11	W	38-23	@ Philadelphia	69,144
11/18	W	23-20	CLEVELAND (OT)	81,963*
11/22	L	31-38	WASHINGTON	90,168*
12/2	W	38-33	PHILADELPHIA	81,851*
12/9	W	20-19	@ Cincinnati	63,590
12/16	W	27-24	PITTSBURGH (OT)	95,595*
12/23	L	31-34	NEW ORLEANS (OT)	92,570*
12/30	L	18-28	@ Washington	82,845

AT&T Stadium configuration
 * - All Open # - All Closed
 ^ - Only Doors Open % - Only Roof Open

TEAM STATISTICS	DALLAS	OPP
FIRST DOWNS.....	338	317
Rushing.....	76	92
Passing.....	237	195
Penalty.....	25	30
Third Down-Made/Att.....	93/212	81/202
Third Down Efficiency.....	43.9	40.1
Fourth Down-Made/Att.....	8/11	6/11
TOTAL NET YARDS.....	5,994	5,687
Avg. Per Game.....	374.6	355.4
Total Plays.....	1,049	986
Avg. Per Play.....	5.7	5.8
NET YARDS RUSHING.....	1,265	2,003
Avg. Per Game.....	79.1	125.2
Total Rushes.....	355	441
Avg. Per Rush.....	3.6	4.5
NET YARDS PASSING.....	4,729	3,684
Avg. Per Game.....	295.6	230.3
Sacked/Yards Lost.....	36/263	34/211
Gross Yards.....	4,992	3,895
Attempts/Completions.....	658/434	511/320
Pct. of Completions.....	66.0	62.6
Had Intercepted.....	19	7
PUNTS/AVERAGE.....	69/44.0	74/45.4
Net Punting Average.....	38.6	37.1
PUNT RETURN/AVG.....	34/12.4	29/9.6
KICKOFF RETURN/AVG.....	36/20.6	50/22.0
INT./AVG.....	7/21.0	19/17.9
PENALTIES/YARDS.....	117/853	89/726
FUMBLES/BALL LOST.....	20/10	18/9
TOUCHDOWNS.....	41	45
Rushing.....	6	17
Passing.....	29	22
Returns.....	4	6
EXTRA POINTS/ATTEMPTS.....	37/37	43/44
TWO POINT CONV./ATT.....	3/4	0/1
FIELD GOALS/ATTEMPTS.....	29/31	29/33
AVG. TIME OF POSSESSION.....	30:33	29:27

RUSHING	ATT	YDS	AVG	LG	TD
Murray	161	663	4.1	48	4
F. Jones	111	402	3.6	22	3
Dunbar	21	75	3.6	18	0
Tanner	25	61	2.4	9	0
Romo	30	49	1.6	15	1
Vickers	3	11	3.7	13	0
Ogletree	2	9	4.5	5	0
Bryant	2	-5	-2.5	6	0

Cowboys	355	1,265	3.6	48	8
Opponents	441	2,003	4.5	43	17

RECEIVING	NO	YDS	AVG	LG	TD
Witten	110	1,039	9.4	36	3
Bryant	92	1,382	15.0	85	12
Austin	66	943	14.3	49	6
Murray	35	251	7.2	22	0
Ogletree	32	436	13.6	65	4
F. Jones	25	262	10.5	39	2
Harris	17	222	13.1	36	1
Beasley	15	128	8.5	20	0
Vickers	13	104	8.0	17	0
Hanna	8	86	10.8	29	0
Phillips	8	55	6.9	19	1
Dunbar	6	33	5.5	14	0
Tanner	4	41	10.3	15	0
Holmes	2	11	5.5	7	0
Romo	1	-1	-1.0	-1	0

Cowboys	434	4,992	11.5	85	29
Opponents	320	3,895	12.2	68	22

INTERCEPTIONS	NO	YDS	AVG	LG	TD
Carr	3	120	40.0	47	1
Pegrah	1	27	27.0	2	0
Claiborne	1	0	0.0	0	0
Lee	1	0	0.0	0	0
McCray	1	0	0.0	0	0
Cowboys	7	147	21.0	47	1
Opponents	19	340	17.9	74	3

PUNTING	NO	YDS	AVG	TB	IN20	LG	BL	NET
Moorman	56	2,497	44.6	3	22	64	0	38.9
C. Jones	12	542	45.2	0	6	60	1	40.0
Cowboys	68	3,039	44.0	3	28	64	1	39.1
Opp.	74	3,362	45.4	10	25	68	0	37.1

PUNT RETURNS	NO	YDS	AVG	FC	LG	TD
Harris	22	354	16.1	11	78	1
Bryant	12	66	5.5	3	44	0
Cowboys	34	420	12.4	13	78	1
Opponents	29	279	9.6	15	98	1

KICKOFF RETURNS	NO	YDS	AVG	LG	TD
Dunbar	12	261	21.8	44	0
F. Jones	11	236	21.5	29	0
Harris	11	210	19.1	29	0
Phillips	1	20	20.0	20	0
Vickers	1	14	14.0	14	0
Cowboys	36	741	20.6	44	0
Opponents	50	1,102	22.0	108	1

SCORE BY QUARTERS	1	2	3	4	OT	T
Cowboys	36	88	84	162	6	376
Opponents	71	127	79	120	3	400

FIELD GOALS	11-19	20-29	30-39	40-49	50+
Bailey	1-1	5-5	13-13	7-7	3-5
Cowboys	1-1	5-5	13-13	7-7	3-5
Opponents	0-0	9-9	9-12	9-10	2-2

Bailey: (33), (1), (32,26,22), (39), (42,43,34,51M),
 (19,49,28,38), (51), (23,32,54M), (30),
 (44,32,38), (30,33,51), (39), (37,40), (50,21),
 (47), (48)

Opp: (22), (21,25), (28), (43,21), (38), (1),
 (41,37,26,43,37), (37M,45,46,43M,36,32),
 (40), (51,37), (48), (43), (25,33,25,52), (32),
 (36M,37,20), (37M)

SCORING	TDR	PTR	TDR	2PT	FG	PAT	\$	TP
Bailey	0	0	0	0	29/31	37/37	0	124
Bryant	0	12	0	0	0/0	0/0	0	74
Austin	0	6	0	0	0/0	0/0	0	36
F. Jones	3	2	0	0	0/0	0/0	0	30
Murray	4	0	0	0	0/0	0/0	0	24
Ogletree	0	4	0	0	0/0	0/0	0	24
Witten	0	3	0	0	0/0	0/0	0	18
Harris	0	1	1a	2	0/0	0/0	0	14
Romo	1	0	0	2	0/0	0/0	0	8
Carr	0	0	1b	0	0/0	0/0	0	6
Claiborne	0	0	1c	0	0/0	0/0	0	6
Hatcher	0	0	1d	0	0/0	0/0	0	6
Phillips	0	1	0	0	0/0	0/0	0	6
Cowboys	8	29	4	3	39/31	37/37	0	376
Opponents	17	22	6*	0	29/33	43/44	0	400

2-Pt. Conversions: Team 3-4, Opponents 0-1

- a 78 punt return, @ Philadelphia (11/11)
- b 47 interception return, @ Philadelphia (11/11)
- c 50 fumble return, vs Philadelphia (12/2)
- d 0 fumble return, @ Philadelphia (11/11)

* J. Johnson 3 block punt return, @ Seattle (9/16)
 C. Tillman 25 int. return, vs Chicago (10/1)
 L. Briggs 74 int. return, vs Chicago (10/1)
 J. Jones 108 kickoff return, @ Baltimore (10/14)
 J. Pierre-Paul 28 int. return, vs NYG (10/28)
 D. Johnson 98 punt return, vs Philadelphia (12/2)

USUAL STARTERS			
WR	Dez Bryant	RE	Jason Hatcher
LT	Doug Free	NT	Jay Ratliff (96)
LG	Nate Livings		Josh Brent (5)
C	Ryan Cook (11)		Sean Lissemore (3)
RG	MacKenzy Bernardau	LE	Kenyon Coleman (5)
TE	Tyron Smith		Anthony Spears (6)
RT	Jason Witten	SLB	DeMarcus Spencer
WR	Miles Austin	MLB	Bruce Carter (11)
QB	Tony Romo		Dan Connor (5)
RB	DeMarco Murray (10)	WLB	Sean Lee (6)
	Felix Jones (6)		Ernie Sims (6)
FB	Lawrence Vickers (6)	JLB	DeMarcus Ware
	John Phillips (8)	LCB	Brandon Carr
		RCB	Morris Claiborne
K	Dan Bailey	SS	Barry Church (3)
P	Chris Jones (4)		Danny McCray (910)
	Brian Moorman (12)	FS	Gerald Sensabaugh

Pro Bowlers in Bold

PASSING	ATT	COMP	YDS	PCT	AVG	TD	INT	PCT	INT	LG	SKS/YDS	RATING
Romo	648	425	4,903	65.6	7.6	28	4.3	19	2.9	85	36/263	90.5
Orton	10	9	89	90.0	8.9	1	10.0	0	0.0	21	0/0	137.1
Cowboys	658	434	4,992	66.0	7.6	29	4.4	19	2.9	85	36/263	91.3
Opponents	511	320	3,895	62.6	7.6	22	4.3	7	1.4	68	34/211	94.7

2013 ★ DALLAS COWBOYS STATISTICS ★ 2013

SECOND PLACE, NFC EAST HEAD COACH: JASON GARRETT

PRESEASON (2-3)

Date	W/L	Score	Opponent	Att.
8/4	W	24-20	MIAMI @ Canton	22,364
8/9	L	17-19	@ Oakland	43,013
8/17	L	7-12	@ Arizona	59,698
8/24	W	24-18	CINCINNATI	76,376
8/29	L	6-24	HOUSTON	76,856

REGULAR SEASON (8-8)

Date	W/L	Score	Opponent	Att.
9/8	W	36-31	N.Y. GIANTS	85,348#
9/15	L	16-17	@ Kansas City	76,952
9/22	W	31-7	ST. LOUIS	80,848#
9/29	L	21-30	@ San Diego	68,601
10/6	L	48-51	DENVER	92,758*
10/13	W	31-16	WASHINGTON	90,239#
10/20	W	17-3	@ Philadelphia	69,144
10/27	L	30-31	@ Detroit	64,379
11/3	W	27-23	MINNESOTA	86,300
11/10	L	17-49	@ New Orleans	73,018
11/17		- Bye -		
11/24	W	24-21	@ N.Y. Giants	80,499
11/28	W	31-24	OAKLAND	87,572*
12/9	L	28-45	@ Chicago	62,229
12/15	L	36-37	GREEN BAY	91,054#
12/22	W	24-23	@ Washington	80,411
12/29	L	22-24	PHILADELPHIA	91,166#

AT&T Stadium configuration

*-All Open # - All Closed

^ - Only Doors Open %-Only Roof Open

TEAM STATISTICS DALLAS OPP

FIRST DOWNS	325	388
Rushing	80	122
Passing	213	231
Penalty	32	35
Third Down-Made/Att.	63/180	91/210
Third Down Efficiency	35.0	43.3
Fourth Down-Made/Att.	4/6	9/18
TOTAL NET YARDS	5,458	6,645
Avg. Per Game	341.3	415.3
Total Plays	957	1,094
Avg. Per Play	5.7	6.1
NET YARDS RUSHING	1,504	2,056
Avg. Per Game	94.2	128.5
Total Rushes	336	437
Avg. Per Rush	4.5	4.7
NET YARDS PASSING	3,954	4,589
Avg. Per Game	247.1	286.8
Sacked/Yards Lost	35/272	34/246
Gross Yards	4,226	4,835
ATTEMPTS/COMPLETIONS	586/375	623/403
Pct. of Completions	64.0	64.7
Had Intercepted	12	15
PUNTS/AVERAGE	77/45.0	61/47.2
Net Punting Average	39.1	38.9
PUNT RETURN/AVG.	31/12.5	37/9.2
KICKOFF RETURN/AVG.	45/25.5	38/20.8
INT./AVG.	15/17.1	12/11.7
PENALTIES/YARDS	102/867	112/875
FUMBLES/BALL LOST	18/8	16/13
TOUCHDOWNS	51	51
Rushing	12	17
Passing	33	33
Returns	6	1
EXTRA POINTS/ATTEMPTS	47/47	47/48
TWO POINT CONV./ATT.	1/4	2/3
FIELD GOALS/ATTEMPTS	28/30	25/29
AVG. TIME OF POSSESSION	29:02	30:58

RUSHING	ATT	YDS	AVG	LG	TD
Murray	217	1,121	5.2	43	9
Randle	54	164	3.0	19	2
Dunbar	30	150	5.0	45	0
Romo	20	38	1.9	15	0
Tanner	9	12	1.3	9	1
Orton	1	8	8.0	8	0
Harris	1	6	6.0	6	0
T. Williams	3	4	1.3	5	0
Bryant	1	1	1.0	1	0

Cowboys	336	1,504	4.5	45	12
Opponents	437	2,056	4.7	60†	17

RECEIVING	NO	YDS	AVG	LG	TD
Bryant	93	1,233	13.3	79	13
Witten	73	851	11.7	34	8
Murray	53	350	6.6	22	1
T. Williams	44	736	16.7	82†	5
Beasley	39	368	9.4	23	2
Austin	24	244	10.2	20	2
Hanna	12	73	6.1	21	0
Escobar	9	134	14.9	25	2
Harris	9	80	8.9	24†	2
Randle	8	61	7.6	13	0
Dunbar	7	59	8.4	17	0
Tanner	3	33	11.0	17	0
Clutts	1	4	4.0	4	0

Cowboys	375	4,226	11.3	82†	33
Opponents	422	4,835	12.0	87	33

INTERCEPTIONS	NO	YDS	AVG	LG	TD
Lee	4	174	43.5	74	1
Carr	3	49	16.3	49†	1
Scandrick	2	0	0.0	0	0
Moore	1	21	21.0	21	0
Allen	1	13	13.0	13	0
Ware	1	0	0.0	0	0
Church	1	0	0.0	0	0
Claiborne	1	0	0.0	0	0
Heath	1	0	0.0	0	0

Cowboys	15	257	17.1	74	2
Opponents	12	140	11.7	91	0

PUNTING	NO	YDS	AVG	TB	IN20	LG	BL	NET
C. Jones	77	3,467	45.0	6	30	62	0	39.1
Cowboys	77	3,467	45.0	6	30	62	0	39.1
Opp.	61	2,880	47.2	6	20	68	0	38.9

PUNT RETURNS	NO	YDS	AVG	FC	LG	TD
Harris	20	256	12.8	10	86†	1
Beasley	10	68	6.8	3	14	0
Spurlock	1	62	62.0	0	62	0
Cowboys	31	386	12.5	13	86†	1
Opponents	37	339	9.2	27	26	0

KICKOFF RETURNS	NO	YDS	AVG	LG	TD
Harris	28	857	30.6	90	0
T. Williams	6	142	23.7	32	0
Spurlock	3	51	17.0	19	0
Bosworth	2	29	14.5	16	0
Dunbar	1	28	28.0	28	0
Clutts	1	12	12.0	12	0
Beasley	1	11	11.0	11	0
A. Smith	1	10	10.0	10	0
Randle	1	7	7.0	7	0
Escobar	1	0	0.0	0	0

Cowboys	45	1,147	25.5	90	0
Opponents	38	791	20.8	45	0

SCORE BY QUARTERS	1	2	3	4	OT	T
Cowboys	91	125	98	125	0	439
Opponents	67	119	108	138	0	432

FIELD GOALS	11-19	20-29	30-39	40-49	50+
Bailey	10	2-2	8-9	10-10	6-7
Cowboys	2-2	2-2	8-9	10-10	6-7
Opponents	0-0	11-11	6-7	6-7	2-4

Bailey: (30,38,45), (51,30,53), (19,35M), (56M), (43,48)(30), (38), (53,54,44), (41,44), (37), (35), (19), (1), (47,23,43,50,50), (25), (44,43,36)

Opp: (20), (57B,40), (1), (36,42,23), (48,50,28), (20,32,33,49M), (60M,31), (20), (23), (37M), (21,23), (45), (27,34,23), (57), (36,22,47), (47)

SCORING	TD	TD	TD	TD	FG	PAT	S	TP
Bailey	0	0	0	0	28/30	47/47	0	131
Bryant	0	13	0	0	0/0	0/0	0	78
Murray	9	1	0	0	0/0	0/0	0	60
Witten	0	8	0	0	0/0	0/0	0	48
T. Williams	0	5	0	1	0/0	0/0	1	32
Harris	0	2	1a	0	0/0	0/0	0	18
Beasley	0	2	0	0	0/0	0/0	0	12
Escobar	0	2	0	0	0/0	0/0	0	12
Randle	2	0	0	0	0/0	0/0	0	12
Carr	0	0	1b	0	0/0	0/0	0	6
Church	0	0	1c	0	0/0	0/0	0	6
Hayden	0	0	1d	0	0/0	0/0	0	6
Heath	0	0	1e	0	0/0	0/0	0	6
Lee	0	0	1f	0	0/0	0/0	0	6
Tanner	1	0	0	0	0/0	0/0	0	6
Cowboys	12	33	6	1	28/30	47/47	1	439
Opponents	17	33	1*	2	25/29	47/48	2	432

2-Pt. Conversions: Team 1-4, Opponents 2-3

- a 86 punt return, vs. Washington (10/13)
- b 49 interception return, vs. N.Y. Giants (9/8)
- c 27 fumble return, vs. N.Y. Giants (9/8)
- d 0 fumble recovery, vs. Minnesota (11/3)
- e 50 fumble return, at N.Y. Giants (11/24)
- f 52 interception return, at San Diego (9/26)

* G. Jenkins 23 fumble return, vs. Oak (11/28)

USUAL STARTERS

WR	Dez Bryant	LDE	George Selvie
LT	Tyron Smith	DT	Nick Hayden
LG	Ronald Leary	DE	Jason Hatcher
C	Travis Frederick	RDE	DelMarcus Ware
RG	Brian Waters (5)	SLB	Justin Durant (5)
	Mackenzey Bernadeau		Kyle Wilber (4)
TE	Doug Free	MLB	Sean Lee (11)
RT	Jason Witten		DeVonte Holloman (2)
WR	Miles Austin (8)	WLB	Bruce Carter (13)
	Terrance Williams	LCB	Brandon Carr
QB	Tony Romo (15)	RCB	Orlando Scandrick (11)
	Kyle Orton	SS	Barry Church (3)
RB	DeMarco Murray (14)	FS	Jeff Heath (9)
	Joseph Randle (2)		J.J. Wilcox (5)
TE	James Hanna (8)		
<i>Pro Bowlers in Bold</i>			
K	Dan Bailey		
P	Chris Jones		

PASSING	ATT	COMP	YDS	PCT	AVG	PCT	PCT	LG	SKS/YDS	RATING
Romo	535	342	3,828	63.9	7.2	31	5.8	10	1.9	82†
Orton	51	33	398	64.7	7.8	2	3.9	2	3.9	39
Cowboys	586	375	4,226	64.0	7.2	33	5.6	12	2.0	82†
Opponents	623	403	4,835	64.7	7.8	33	5.3	15	2.4	87

2014 ★ DALLAS COWBOYS STATISTICS ★ 2014

FIRST PLACE, NFC EAST HEAD COACH: JASON GARRETT

PRESEASON (0-0)				
Date	W/L	Score	Opponent	Att.
8/7	L	7-27	@ San Diego	57,228
8/16	L	30-37	BALTIMORE	77,624#
8/23	L	20-25	@ Miami	55,623
8/28	L	3-27	DENVER	77,922#

REGULAR SEASON (12-4)				
Date	W/L	Score	Opponent	Att.
9/7	L	17-28	SAN FRANCISCO	91,174#
9/14	W	26-10	@ Tennessee	69,143
9/21	W	34-31	@ St. Louis	58,739
9/28	W	38-17	NEW ORLEANS	91,176#
10/5	W	20-17	HOUSTON (OT)	91,159#
10/12	W	30-23	@ Seattle	68,432
10/19	W	31-21	N.Y. GIANTS	91,028*
10/27	L	17-20	WASHINGTON (OT)	87,055#
11/2	L	17-28	ARIZONA	85,688#
11/9	W	31-17	@ Jac. (London)	83,603
11/16			- Bye -	
11/23	W	31-28	@ N.Y. Giants	80,520
11/27	L	10-33	PHILADELPHIA	91,379#
12/4	W	41-28	@ Chicago	61,558
12/14	W	38-27	@ Philadelphia	69,596
12/21	W	42-7	INDIANAPOLIS	91,899#
12/28	W	44-17	@ Washington	80,897

2014 NFC WILD CARD GAME

1/4/15 W 24-20 DETROIT 91,410#

2014 NFC DIVISIONAL PLAYOFF GAME

1/11/15 L 21-26 @ Green Bay 79,704

AT&T Stadium configuration

*-All Open #-All Closed

^-Only Doors Open %-Only Roof Open

TEAM STATISTICS	DALLAS	OPP
FIRST DOWNS.....	342	315
Rushing.....	105	86
Passing.....	205	195
Penalty.....	31	34
Third Down-Made/Att.....	95/201	89/204
Third Down Efficiency.....	47.3	43.6
Fourth Down-Made/Att.....	3/6	10/20
TOTAL NET YARDS.....	6,138	5,681
Avg. Per Game.....	383.6	355.1
Total Plays.....	1,014	978
Avg. Per Play.....	6.1	5.8
NET YARDS RUSHING.....	2,354	1,650
Avg. Per Game.....	147.1	103.1
Total Rushes.....	508	392
Avg. Per Rush.....	4.6	4.2
NET YARDS PASSING.....	3,784	4,031
Avg. Per Game.....	236.5	251.9
Sacked/Yards Lost.....	30/224	28/156
Gross Yards.....	4,008	4,187
ATTEMPTS/COMPLETIONS.....	476/328	558/371
Pct. of Completions.....	68.9	66.5
Had Intercepted.....	11	18
PUNTS/AVERAGE.....	58/44.6	67/44.9
Net Punting Average.....	39.8	38.7
PUNT RETURN/AVG.....	33/9.2	25/9.6
KICKOFF RETURN/AVG.....	33/23.9	43/21.4
INT./AVG.....	18/12.7	11/12.9
PENALTIES/YARDS.....	105/839	104/861
FUMBLES/BALL LOST.....	21/14	20/13
TOUCHDOWNS.....	56	43
Rushing.....	16	18
Passing.....	37	22
Returns.....	3	3
EXTRA POINTS/ATTEMPTS.....	56/56	40/41
TWO POINT CONV./ATT.....	0/0	2/2
FIELD GOALS/ATTS.....	25/29	16/18
AVG. TIME OF POSSESSION.....	32:22	27:38

RUSHING	ATT	YDS	AVG	LG	TD
Murray	392	1,845	4.7	51	13
Randle	51	343	6.7	65	3
Dunbar	29	99	3.4	14	0
Romo	26	61	2.3	21	0
Harris	4	7	1.8	9	0
Weeden	6	-1	-0.2	1	0
Cowboys	508	2,354	4.6	65	16
Opponents	392	1,650	4.2	62	18

RECEIVING	NO	YDS	AVG	LG	TD
Bryant	88	1,320	15.0	68	16
Witten	64	703	11.0	34	5
Murray	57	416	7.3	34	0
T. Williams	37	621	16.8	51	8
Beasley	37	420	11.4	45	4
Dunbar	18	217	12.1	40	0
Escobar	9	105	11.7	26	4
Harris	7	116	16.6	56	0
Hanna	4	48	12.0	27	0
Randle	4	23	5.8	14	0
Street	2	18	9.0	9	0
Clutts	1	1	1.0	1	0
Cowboys	328	4,008	12.2	68	37
Opponents	371	4,187	11.3	72	22

INTERCEPTIONS	NO	YDS	AVG	LG	TD
Carter	5	72	14.4	35	1
Wilcox	3	46	15.3	46	0
Church	2	49	24.5	45	0
Scandrick	2	2	1.0	2	0
R. McClain	2	0	0.0	0	0
Patmon	1	58	58.0	58	1
Hitchens	1	8	8.0	8	0
Durant	1	1	1.0	1	0
Clairborne	1	-8	-8.0	-8	0
Cowboys	18	228	12.7	58	2
Opponents	11	142	12.9	48	1

PUNTING	NO	YDS	AVG	TB	IN20	LG	BL	NET
C. Jones	57	2,586	45.4	2	21	64	1	39.8
Cowboys	58	2,586	44.6	2	21	64	1	39.8
Opp.	67	3,007	44.9	7	24	68	0	38.7

PUNT RETURNS	NO	YDS	AVG	FC	LG	TD
Harris	30	275	9.2	13	38	0
Cowboys	30	275	9.2	13	38	0
Opponents	25	240	9.6	15	37	0

KICKOFF RETURNS	NO	YDS	AVG	LG	TD
Harris	30	742	24.7	42	0
Dunbar	2	46	23.0	28	0
Wilber	1	2	2.0	2	0
Cowboys	33	790	23.9	42	0
Opponents	43	921	21.4	46	0

PASSING	ATT	COMP	YDS	PCT	AVG	TD	INT	PCT	LG	SKS/YDS	RATING
Romo	435	304	3,705	69.9	8.5	34	7.8	9	2.1	68	29/215
Weeden	41	24	303	58.5	7.4	3	7.3	2	4.9	40	1/9
Dal. Total	476	328	4,008	68.9	8.4	37	7.8	11	2.3	68	30/224
Opponents	558	371	4,187	66.5	7.5	22	3.9	18	3.2	72	28/156

SCORE BY QUARTERS	1	2	3	4	OT	T
Cowboys	95	140	110	119	3	467
Opponents	76	92	58	123	3	352

FIELD GOALS	11-19	20-29	30-39	40-49	50+
Bailey	0-0	6-6	6-7	8-9	5-7
Cowboys	0-0	6-6	6-7	8-9	5-7
Opponents	0-0	5-5	4-5	6-7	0-0

Bailey: (29),(48,44,51,48),(29,40),(51),(33,53M,49),(42,56,31),(49),(21),(52,35B),(54,48B),(38),(28),(35,27),(49),(52M),(36,32,23)

Opp: (37M),(47),(28),(41M,30),(29),(33,33,48),(44,40),(0,0,0,0),(31,22,26,25),(0,47,43),(0,25)

SCORING	TDR	TD	TD	2P	FG	PAT	S	TP
Bailey	0	0	0	0	25/29	56/56	0	131
Bryant	0	16	0	0	0/0	0/0	0	96
Murray	13	0	0	0	0/0	0/0	0	78
T. Williams	0	8	0	0	0/0	0/0	0	48
Witten	0	5	0	0	0/0	0/0	0	30
Beasley	0	4	0	0	0/0	0/0	0	24
Escobar	0	4	0	0	0/0	0/0	0	24
Randle	3	0	0	0	0/0	0/0	0	18
Carter	0	0	1a	0	0/0	0/0	0	6
Patmon	0	0	1b	0	0/0	0/0	0	6
Spencer	0	0	1c	0	0/0	0/0	0	6
Cowboys	16	37	3	0	25/29	56/56	0	467
Opponents	18	22	3*	2	16/18	40/41	1	352

2-Pt. Conversions: Team 0-0, Opponents 2-2

- a 25 interception return at STL (9/21)
- b 58 interception return vs. Ari (11/2)
- c 5 fumble return at Was (12/28)

- * C. Culliver 35 fumble return vs. San Francisco (9/7)
- J. Jenkins 25 int. return at STL (9/21)
- M. Morgan 25 fumble return at Seattle (10/12)
- ^ K. Wilber holding in end zone at Jacksonville (11/9)

USUAL STARTERS

WR	Dez Bryant	LDE	George Selvie (13)
LT	Tyron Smith	DT	Nick Hayden
LG	Ron Leary (15)	DT	Tyrone Crawford (15)
C	Travis Frederick	RDE	Jeremy Mincey
RG	Dack Martin	SLB	Bruce Carter (7)
RT	Zoug Free (11)	MLB	Rolando McClain (12)
	Jeremy Parnell (5)	WLB	Justin Durant (6)
TE	Jason Witten		Anthony Hitchens (7)
WR	Terrance Williams	LCB	Brandon Carr
QB	Tony Romo (15)	RCB	Orlando Scandrick (14)
RB	Brandon Weeden	CB	Sterling Moore (7)
QB	DeMarco Murray	SS	Barry Church
TE	James Hanna (12)	FS	J.J. Wilcox

K Dan Bailey
P Chris Jones
LS L.P. Ladouceur
Pro Bowlers in Bold

2015 ★ DALLAS COWBOYS STATISTICS ★ 2015

FOURTH PLACE, NFC EAST HEAD COACH: JASON GARRETT

PRESEASON (1-3)

Date	W/L	Score	Opponent	Ath.
8/13	L	7-17	@ San Diego	58,507
8/23	L	6-23	@ San Francisco	70,178
8/29	L	14-28	MINNESOTA	86,082
9/3	W	21-14	HOUSTON	85,067

REGULAR SEASON (4-12)

9/13	W	27-26	N.Y. GIANTS	93,579*
9/20	W	20-10	@ Philadelphia	69,296
9/27	L	28-39	ATLANTA	90,345*
10/4	L	20-26	@ New Orleans (OT)	73,009
10/11	L	6-30	NEW ENGLAND	96,054*
10/18		— Bye —		
10/25	L	20-27	@ N.Y. Giants	80,319
11/1	L	12-13	SEATTLE	91,486*
11/8	L	27-33	PHILADELPHIA (OT)	91,827*
11/15	L	6-10	@ Tampa Bay	64,133
11/22	W	24-14	@ Miami	65,115
11/26	L	14-33	CAROLINA	90,909*
12/7	W	19-16	@ Washington	80,444*
12/13	L	7-28	@ Green Bay	78,369
12/19	L	16-19	N.Y. JETS	90,345*
12/27	L	6-16	@ Buffalo	70,172
1/3/16	L	23-34	WASHINGTON	90,127*

AT&T Stadium configuration

*-All Open # -All Closed

^-Only Doors Open %-Only Roof Open

TEAM STATISTICS

	DALLAS	OPP
FIRST DOWNS	307	317
Rushing	94	113
Passing	175	172
Penalty	38	32
Third Down-Made/Att.	66/191	81/208
Third Down Efficiency	34.6	38.9
Fourth Down-Made/Att.	8/16	5/10
TOTAL NET YARDS	5,361	5,570
Avg. Per Game	335.1	348.1
Total Plays	969	998
Avg. Per Play	5.5	5.6
NET YARDS RUSHING	1,890	1,934
Avg. Per Game	118.1	120.9
Total Rushes	408	461
Avg. Per Rush	4.6	4.2
NET YARDS PASSING	3,471	3,636
Avg. Per Game	216.9	227.1
Sacked/Yards Lost	33/206	31/229
Gross Yards	3,677	3,865
Attempts/Completions	528/334	506/330
Pct. of Completions	63.3	65.2
Had Intercepted	22	8
PUNTS/AVERAGE	69/45.2	74/45.0
Net Punting Average	42.5	41.2
PUNT RET./AVG.	33/5.5	24/6.8
KICKOFF RET./AVG.	28/25.1	23/23.9
INT./AVG. RET.	8/7.8	22/19.5
PENALTIES/YARDS	112/879	113/898
FUMBLES/BALL LOST	18/11	11/3
TOUCHDOWNS	26	41
Rushing	8	16
Passing	16	19
Returns	2	6
EXTRA POINTS/ATTEMPTS	25/25	36/38
TWO POINT CONV./ATTS.	1/1	1/1
FIELD GOALS/ATTEMPTS	30/32	30/36
AVG. TIME OF POSS.	30:59	29:01

RUSHING	ATT	YDS	AVG	LG	TD
McFadden	239	1,089	4.6	50	3
Randle	76	315	4.1	37	4
Turbin	32	139	4.3	22	1
Whitehead	10	107	10.7	33	0
Cassel	15	78	5.2	24	0
Dunbar	5	67	13.4	45	0
C. Michael	15	51	3.4	13	0
Weeden	9	30	3.3	11	0
Romo	4	13	3.3	12	0
Heath	1	2	2.0	2	0
Moore	2	-1	-0.5	0	0
Cowboys	408	1,890	4.6	50	8
Opponents	461	1,934	4.2	50	16

RECEIVING	REC	YDS	AVG	LG	TD
Witten	77	713	9.3	35	3
T. Williams	52	840	16.2	42	3
Beasley	52	536	10.3	30	5
McFadden	40	328	8.2	21	0
Bryant	31	401	12.9	51	3
Dunbar	21	215	10.2	39	0
Butler	12	258	21.5	67	0
Randle	10	86	8.6	25	0
Hanna	9	79	8.8	17	0
Escobar	8	64	8.0	22	1
Street	7	114	16.3	25	1
Whitehead	6	16	2.7	8	0
Turbin	5	15	3.0	15	0
R. Smith	1	6	6.0	6	0
Clutts	1	4	4.0	4	0
C. Michael	1	2	2.0	2	0
Swaim	1	0	0.0	0	0
Cowboys	334	3,677	11.0	67	16
Opponents	330	3,865	11.7	80	19

INTERCEPTIONS	NO	YDS	AVG	LG	TD
Heath	2	19	9.5	19	0
Wilcox	1	24	24.0	24	0
R. McClain	1	12	12.0	12	1
Hardy	1	9	9.0	9	0
Lee	1	0	0.0	0	0
Olatoye	1	0	0.0	0	0
Mitchell	1	-2	-2.0	-2	0
Cowboys	8	62	7.8	24	1
Opponents	22	428	19.5	67	4

PUNTING	NO	YDS	AVG	TB	INT	LG	BL	NET
C. Jones	69	3,117	45.2	1	27	61	0	42.5
Cowboys	69	3,117	45.2	1	27	61	0	42.5
Opp.	74	3,329	45.0	5	30	63	1	41.2

PUNT RETURNS	NO	YDS	AVG	FC	LG	TD
Whitehead	19	110	5.8	4	28	0
Beasley	12	69	5.8	17	22	0
Dunbar	1	4	4.0	0	4	0
White	1	0	0.0	0	0	0
Cowboys	33	183	5.5	21	28	0
Opponents	24	162	6.8	22	25	0

KICKOFF RETURNS	NO	YDS	AVG	LG	TD
Whitehead	16	452	28.3	79	0
Dunbar	6	146	24.3	32	0
Palmon	2	26	13.0	20	0
R. Smith	1	26	26.0	26	0
McFadden	1	23	23.0	23	0
Street	1	22	22.0	22	0
T. Williams	1	9	9.0	9	0
Cowboys	28	704	25.1	79	0
Opponents	23	549	23.9	100	1

SCORE BY QUARTERS	1	2	3	4	OT	T
Cowboys	51	84	46	94	0	275
Opponents	66	100	64	132	12	374

FIELD GOALS	11-19	20-29	30-39	40-49	50+
Bailey	0-0	9-9	10-10	6-7	5-6
Cowboys	0-0	9-9	10-10	6-7	5-6
Opponents	1-1	5-5	9-10	9-14	6-6

Bailey: (21,32);(20,28);();(30,38);(51,23);(30,48);(33,35,52,27);(41,44);(42,53,48M);(30);(21,48);(38,34,20,54);();(27,38,50);(46,50M,22);();
Opp: (50,40,30,19);(46);(32);(51,29,30M);(49,57,34);(47,34);(26,47,24);(31,53);(52,46M);();(49,43,25,50,43B);(45,36,46,43M);();(36,45M,40);(32);(27,33)

SCORING	TDR	TD	DP	2Pt	FG	PAT	S	TP
Bailey	0	0	0	0	30/32	25/25	0	115
Beasley	0	5	0	0	0/0	0/0	0	30
Randle	4	0	0	0	0/0	0/0	0	24
McFadden	3	0	0	1	0/0	0/0	0	20
Bryant	0	3	0	0	0/0	0/0	0	18
T. Williams	0	3	0	0	0/0	0/0	0	18
Witten	0	3	0	0	0/0	0/0	0	18
Escobar	0	1	0	0	0/0	0/0	0	6
R. McClain	0	0	1b	0	0/0	0/0	0	6
Street	0	1	0	0	0/0	0/0	0	6
Turbin	1	0	0	0	0/0	0/0	0	6
Wilber	0	0	1a	0	0/0	0/0	0	6
Wilcox	0	0	0	0	0/0	1c	2	6
Cowboys	8	16	2	1	30/32	25/25	1	275
Opponents	16	19	6*	1	30/36	36/38	0	374

2-pt Conversions: Dallas 1-1, Opponents 1-1

- a 26 punt block return at Phi (9/20)
- b 12 interception return at Mia (11/22)
- c tackle A. Morris in end zone vs. Was (1/3/16)

* Rodgers-Cromartie 57 furl return vs. NYG (9/13)
Rodgers-Cromartie 58 int. return at NYG (10/25)
Harris 101 kickoff return at NYG (10/25)
J. Hicks 67 int. return vs. Phi (11/18)
K. Coleman 36 int. return vs. Car (11/26)
L. Keuchly 32 int. return vs. Car (11/26)

USUAL STARTERS

WR	Dez Bryant (9)	LE	DeMarcus Lawrence (13)
LT	Tyron Smith	DT	Tyron Crawford
LG	La'El Collins (11)	DT	Nick Hayden (15)
	Ronald Leary (4)	RE	Greg Hardy (12)
RG	Travis Frederick	WLB	Sean Lee (14)
RC	Zack Martin	MLB	Rolando McClain (11)
RT	Doug Free		Anthony Hitchens (5)
TE	Jason Witten	SLB	Kyle Wilber (6)
WR	Terrance Williams (13)	RCB	Morris Claiborne (11)
QB	Tony Romo (4)	LCB	Brandon Carr
	Matt Cassel (7)	SS	Barry Church (15)
	Keenan Moore (2)	FS	Byron Jones (7)
	Brandon Weeden (3)		J.J. Wilcox (9)
RB	Darren McFadden (10)		
	Joseph Randle (6)	K	Dan Bailey
TE	James Hanna (7)	P	Chris Jones
	Gavin Escobar (2)		
	Tyler Clutts (5)		

Pro Bowlers in Bold

PASSING	ATT	COMP	YDS	PCT	ATT	TD	INT	PCT	INT	LG	SKS/YDS	RATING
Cassel	204	119	1,276	58.3	6.3	5	2.5	7	3.4	51	14/86	70.6
Romo	121	83	884	68.6	7.3	5	4.1	7	5.8	39	6/35	79.3
Moore	104	61	779	58.7	7.5	4	3.8	6	5.8	36	5/23	71.0
Weeden	98	71	738	72.4	7.5	2	2.0	2	2.0	67	8/62	92.1
McFadden	1	0	0	0.0	0.0	0	0.0	0	0.0	0	0/0	39.6
Cowboys	528	334	3,677	63.3	7.0	16	3.0	22	4.2	67	33/206	76.5
Opponents	506	330	3,865	65.2	7.6	19	3.8	8	1.6	80	31/229	94.2

2016 ★ DALLAS COWBOYS STATISTICS ★ 2016

FIRST PLACE, NFC EAST HEAD COACH: JASON GARRETT				
PRESEASON (1-3)				
Date	W/L	Score	Opponent	Att.
8/13	L	24-28	@ L.A. Rams	89,140
8/19	W	41-14	MIAMI	82,862*
8/25	L	17-27	@ Seattle	68,505
9/1	L	17-28	HOUSTON	81,016*
REGULAR SEASON (13-3)				
9/11	L	19-20	N.Y. GIANTS	92,867*
9/18	W	27-23	@ Washington	80,612
9/25	W	31-17	CHICAGO	90,554*
10/2	W	24-17	@ San Francisco	70,178
10/9	W	28-14	CINCINNATI	91,653*
10/16	W	30-16	@ Green Bay	78,481
10/23			- Bye -	
10/30	W	29-23	PHILADELPHIA (OT)	93,103*
11/6	W	35-10	@ Cleveland	67,431
11/13	W	35-30	@ Pittsburgh	67,737
11/20	W	27-17	BALTIMORE	93,056*
11/24	W	31-26	WASHINGTON	93,099*
12/1	W	17-15	@ Minnesota	66,860
12/11	L	7-10	@ N.Y. Giants	80,874
12/18	W	26-20	TAMPA BAY	93,101*
12/26	W	42-21	DETROIT	92,885*
1/1/17	L	13-27	@ Philadelphia	69,596
2016 NFC DIVISIONAL PLAYOFF GAME				
1/15/17	L	31-34	GREEN BAY	93,396*

AT&T Stadium configuration
 * - All Open
 # - All Closed
 ^ - Only Doors Open % - Only Roof Open

TEAM STATISTICS	DALLAS	OPP
FIRST DOWNS	358	330
Rushing	142	79
Passing	191	226
Penalty	25	25
Third Down-Made/Att.	80/189	77/197
Third Down Efficiency	42.3	39.1
Fourth Down-Made/Att.	8/9	9/14
TOTAL NET YARDS	6,027	5,503
Avg. Per Game	376.7	343.9
Total Plays	1,010	1,009
Avg. Per Play	6.0	5.5
NET YARDS RUSHING	2,396	1,336
Avg. Per Game	149.8	83.5
Total Rushes	499	340
Avg. Per Rush	4.8	3.9
NET YARDS PASSING	3,631	4,167
Avg. Per Game	226.9	260.4
Sacked/Yards Lost	28/168	36/209
Gross Yards	3,799	4,376
Attempts/Completions	483/325	633/425
Pct. of Completions	67.3	67.1
Had Intercepted	6	9
POINTS/AVERAGE	59/45.1	70/43.6
Net Punting Average	40.5	39.3
PUNT RET./AVG.	28/7.1	22/6.7
KICKOFF RET./AVG.	24/20.5	33/22.6
INT./AVG. RET.	9/8.3	6/5.5
PENALTIES/YARDS	105/879	90/784
FUMBLES/BALL LOST	22/9	28/11
TOUCHDOWNS	49	34
Rushing	24	9
Passing	25	25
Returns	0	0
EXTRA POINTS/ATTEMPTS	46/46	27/28
TWO POINT CONV./ATTS	0/2	0/6
FIELD GOALS/ATTEMPTS	27/32	25/32
AVG. TIME OF POSS.	31:41	28:19

RUSHING	ATT	YDS	AVG	LG	TD
Elliott	322	1,631	5.1	60†	15
Prescott	57	282	4.9	18	6
Morris	69	243	3.5	17	2
McFadden	24	87	3.6	24	0
Whitehead	10	82	8.2	26	0
Dunbar	9	31	3.4	10	1
C. Jones	1	30	30.0	30	0
Beasley	1	7	7.0	7	0
K. Smith	2	5	2.5	3	0
Sanchez	4	-2	-0.5	1	0
Cowboys	499	2,396	4.8	60†	24
Opponents	340	1,336	3.9	36	9
RECEIVING	REC	YDS	AVG	LG	TD
Beasley	75	833	11.1	47	5
Witten	69	673	9.8	35	3
Bryant	50	796	15.9	56	8
T. Williams	44	594	13.5	47	4
Elliott	32	363	11.3	83†	1
Butler	16	219	13.7	41	3
Dunbar	16	122	7.6	16	0
Swaim	6	69	11.5	28	0
Escobar	4	30	7.5	14	1
Whitehead	3	48	16.0	35	0
K. Smith	3	20	6.7	14	0
McFadden	3	17	5.7	11	0
Morris	3	11	3.7	6	0
R. Smith	1	4	4.0	4	0
Cowboys	325	3,799	11.7	83†	25
Opponents	425	4,376	10.3	67†	25

INTERCEPTIONS	NO	YDS	AVG	LG	TD
Church	2	14	7.0	14	0
Claiborne	1	27	27.0	27	0
Heath	1	19	19.0	19	0
Wilcox	1	8	8.0	8	0
Jones	1	7	7.0	7	0
Brown	1	0	0.0	0	0
Carr	1	0	0.0	0	0
Scandrick	1	0	0.0	0	0
Cowboys	9	75	8.3	27	0
Opponents	6	33	5.5	29	0

PUNTING	NO	YDS	AVG	TB	IN20	LG	BL	NET
Jones	58	2,661	45.9	4	25	66	1	40.5
Cowboys	59	2,661	45.1	4	25	66	1	40.5
Opp.	70	3,049	43.6	5	26	65	0	39.3

PUNT RETURNS	NO	YDS	AVG	FC	LG	TD
Whitehead	25	195	7.8	6	39	0
Beasley	3	3	1.0	9	3	0
Cowboys	28	198	7.1	15	39	0
Opponents	22	192	8.7	17	26	0

PASSING	ATT	COMP	YDS	PCT	AVG	TD	PCT	INT	PCT	INT	LG	SKS/YDS	RATING
Prescott	459	311	3,667	67.8	8.0	23	5.0	4	0.9	83†	25/143	104.9	
Sanchez	18	10	93	55.6	5.2	0	0.0	2	11.1	33	3/25	30.3	
Romo	4	3	29	75.0	7.3	1	25.0	0	0.0	15	0/0	134.4	
Bryant	1	1	10	100.0	10.0	100.0	0	0	0	10†	0/0	147.7	
Beasley	1	0	0	0.0	0.0	0	0.0	0	0.0	0	0/0	39.6	
Cowboys	483	325	3,799	67.3	7.9	25	5.2	6	1.2	83†	28/168	103.0	
Opponents	633	425	4,376	67.1	6.9	25	3.9	9	1.4	67†	36/209	94.1	

KICKOFF RETURNS	NO	YDS	AVG	LG	TD
Whitehead	17	394	23.2	33	0
Dunbar	2	32	16.0	16	0
McFadden	1	30	30.0	30	0
R. Smith	1	19	19.0	19	0
Morris	1	12	12.0	12	0
Escobar	1	5	5.0	5	0
Davis	1	0	0.0	0	0
Cowboys	24	492	20.5	33	0
Opponents	33	746	22.6	53	0

SCORE BY QUARTERS	1	2	3	4	OT	T
Cowboys	89	142	82	102	6	421
Opponents	51	89	67	99	0	306

FIELD GOALS	11-19	20-29	30-39	40-49	50+
Bailey	0-0	9-9	8-8	7-9	3-6
Cowboys	0-0	9-9	8-8	7-9	3-6
Opponents	0-0	7-7	14-14	3-7	1-4

Bailey: (23,56,25,54);(22,31);(49,47WL);
 (47WL,22);(44,22,32);(38,23,49);(0);
 (37,53,46);(30,21)(46);(39);(55CR);
 (56SH,27,52WL,40,38,33);(49,23)
 Opp: (4);(36,29,22);(34);(36);(50WL);(37,43,34);
 (30,55,34);(31,41LU);(39,55WR,25);(46);
 (43WL,24,55WR,20);(36,33,33);(39);
 (25,34);(47WL);(22,49WL,33)

SCORING	TDR	TD	TD	2PR	FG	PAT	S	TP
Bailey	0	0	0	0	27/32	46/46	0	127
Elliott	15	1	0	0	0/0	0/0	0	96
Bryant	0	8	0	0	0/0	0/0	0	48
Prescott	6	0	0	0	0/0	0/0	0	36
Beasley	0	5	0	0	0/0	0/0	0	30
Williams	0	4	0	0	0/0	0/0	0	24
Butler	0	3	0	0	0/0	0/0	0	18
Witten	0	3	0	0	0/0	0/0	0	18
Morris	2	0	0	0	0/0	0/0	0	12
Dunbar	1	0	0	0	0/0	0/0	0	6
Escobar	0	1	0	0	0/0	0/0	0	6
Cowboys	24	25	0	0	27/32	46/46	0	421
Opponents	9	25	0	0	25/32	27/28	0	306

2-pt Conversions: Dallas 0-2, Opponents 0-6

USUAL STARTERS			
WR	Dez Bryant (13)	DE	Tyrone Crawford (12)
LT	Tyron Smith (13)	DT	Maliek Collins (14)
LG	Ronald Leary (13)	DT	Terrell McClain (15)
C	Travis Frederick	DE	Jack Crawford (7)
RG	Zack Martin		Benson Mayowa (6)
RT	Doug Free		DeMarcus Lawrence (3)
TE	Jason Witten	WLB	Sean Lee (15)
WR	Terrance Williams	MLB	Anthony Hitchens
QB	Dak Prescott	SLB	Damien Wilson (6)
RB	Ezekiel Elliott (15)	CB	Morris Claiborne
TE	Jason Witten		Orlando Scandrick
			Anthony Brown
K	Dan Bailey	CB	Brandon Carr
P	Chris Jones	SS	Barry Church (12)
	<i>Pro Bowlers in Bold</i>	FS	Byron Jones

Dallas Cowboys All-Time Results

All-Time Regular Season Record: 502-374-6

Playoff Record: 34-27

Preseason Record: 133-139-2

The Opponents

Arizona Cardinals

(Dallas Leads Series, 56-32-1)

Regular Season: 56-31-1 Postseason: 0-1

Date	Site	Winner-Score	Att.
10/23/60	St. Louis	St. Louis, 10-12	23,128
11/5/61	Dallas	St. Louis, 17-31	20,500
12/10/61	St. Louis	St. Louis, 13-31	15,384
10/28/62	Dallas	St. Louis, 24-28	16,027
12/9/62	St. Louis	St. Louis, 20-52	14,201
9/14/63	Dallas	St. Louis, 7-34	36,432
12/15/63	St. Louis	Dallas, 28-24	12,695
9/12/64	Dallas	St. Louis, 6-16	36,605
10/25/64	St. Louis	Dallas, 31-13	28,253
4/4/65	St. Louis	St. Louis, 13-20	32,034
12/11/65	Dallas	Dallas, 27-13	38,499
10/16/66	St. Louis	Tie, 10-10	50,673
12/4/66	St. Louis	Dallas, 31-17	76,965
11/23/67	Dallas	Dallas, 46-21	68,787
10/6/68	St. Louis	Dallas, 27-10	48,296
9/21/69	Dallas	Dallas, 24-3	62,134
10/4/70	St. Louis	St. Louis, 7-20	50,780
11/16/70	Dallas	St. Louis, 0-38	69,323
11/7/71	St. Louis	Dallas, 16-13	50,486
11/28/71	Dallas	Dallas, 31-12	66,672
11/12/72	Dallas	Dallas, 33-24	65,218
12/3/72	St. Louis	Dallas, 27-6	49,787
9/30/73	Dallas	Dallas, 45-10	64,729
12/16/73	St. Louis	Dallas, 30-3	43,946
10/13/74	St. Louis	St. Louis, 28-31	49,885
11/3/74	Dallas	Dallas, 17-14	64,146
9/28/75	Dallas	Dallas, 37-31 (OT)	52,417
12/7/75	St. Louis	St. Louis, 17-31	49,701
10/17/76	St. Louis	St. Louis, 17-21	50,317
11/25/76	Dallas	Dallas, 19-14	62,498
10/9/77	St. Louis	Dallas, 30-24	50,129
11/14/77	Dallas	St. Louis, 17-24	64,038
9/24/78	Dallas	Dallas, 21-12	62,760
10/15/78	St. Louis	Dallas, 24-21 (OT)	48,991
9/2/79	St. Louis	Dallas, 22-21	50,855
10/21/79	Dallas	Dallas, 22-13	64,300
11/2/80	St. Louis	Dallas, 27-24	50,701
11/16/80	Dallas	Dallas, 31-21	52,567
9/13/81	Dallas	Dallas, 30-17	63,602
10/14/81	St. Louis	St. Louis, 17-20	49,777
9/19/82	St. Louis	Dallas, 24-7	50,705
9/11/83	St. Louis	Dallas, 34-17	48,532
11/24/83	Dallas	Dallas, 35-17	60,764
10/7/84	Dallas	St. Louis, 20-31	61,438
11/11/84	St. Louis	Dallas, 24-17	48,721
11/4/85	St. Louis	St. Louis, 10-21	49,347
11/28/85	Dallas	Dallas, 35-17	54,125
9/29/86	St. Louis	Dallas, 31-7	49,077
10/26/86	Dallas	Dallas, 37-6	60,756
9/13/87	St. Louis	St. Louis, 13-24	47,241
12/27/87	Dallas	Dallas, 21-16	36,788
9/12/88	Phoenix	Dallas, 17-14	67,139
10/30/88	Dallas	Phoenix, 10-16	42,196
10/29/89	Dallas	Phoenix, 10-19	44,431
11/12/89	Phoenix	Phoenix, 20-24	49,657
10/14/90	Phoenix	Phoenix, 3-20	45,235
12/16/90	Dallas	Dallas, 41-10	60,190
9/22/91	Phoenix	Dallas, 17-9	68,814
11/3/91	Dallas	Dallas, 27-7	61,190
9/20/92	Dallas	Dallas, 31-20	62,575
11/22/92	Phoenix	Dallas, 16-10	72,439

9/19/93	Phoenix	Dallas, 17-10	73,025
11/14/93	Dallas	Dallas, 20-15	64,224
10/9/94	Dallas	Dallas, 38-3	64,518
10/23/94	Arizona	Dallas, 28-21	71,023
9/24/95	Dallas	Dallas, 34-20	64,560
12/25/95	Arizona	Dallas, 37-13	72,394
10/13/96	Dallas	Dallas, 17-3	64,096
12/8/96	Arizona	Dallas, 10-6	70,763
9/7/97	Arizona	Arizona, 22-25 (OT)	71,578
11/9/97	Dallas	Dallas, 24-6	64,302
9/6/98	Dallas	Dallas, 38-10	63,602
11/15/98	Arizona	Dallas, 35-28	69,923
1/2/99*	Dallas	Arizona, 7-20	62,969
10/3/99	Dallas	Dallas, 35-7	64,169
11/21/99	Arizona	Arizona, 9-13	72,015
9/10/00	Arizona	Arizona, 31-32	66,009
10/22/00	Dallas	Dallas, 48-7	62,981
10/28/01	Dallas	Dallas, 17-3	63,114
12/23/01	Arizona	Arizona, 10-17	48,883
10/20/02	Arizona	Arizona, 6-9 (OT)	59,702
10/5/03	Dallas	Dallas, 24-7	63,601
10/30/05	Dallas	Dallas, 34-13	62,068
11/12/06	Arizona	Dallas, 27-10	63,926
10/12/08	Arizona	Arizona, 24-30 (OT)	64,389
12/25/10	Arizona	Arizona, 26-27	66,971
12/4/11	Arizona	Arizona, 13-19 (OT)	62,180
11/2/14	Dallas	Arizona, 17-28	85,688
9/25/17	Arizona	Dallas, 28-17	65,102

*NFC Wild Card Game

Atlanta Falcons

(Dallas Leads Series, 16-11)

Regular Season: 14-11 Postseason: 2-0

Date	Site	Winner-Score	Att.
10/2/66	Atlanta	Dallas, 47-14	56,990
11/5/67	Dallas	Dallas, 37-7	54,751
10/12/69	Atlanta	Dallas, 24-17	54,833
10/11/70	Dallas	Dallas, 13-0	53,611
9/15/74	Atlanta	Dallas, 24-0	52,322
11/21/76	Atlanta	Atlanta, 10-17	54,972
12/30/78*	Dallas	Dallas, 27-20	60,388
1/4/81*	Atlanta	Dallas, 30-27	60,022
10/27/85	Dallas	Dallas, 24-10	57,941
9/21/86	Dallas	Atlanta, 35-37	62,880
12/6/87	Dallas	Atlanta, 10-21	40,103
9/25/88	Dallas	Dallas, 26-20	39,702
9/17/89	Atlanta	Atlanta, 21-27	55,285
12/30/90	Atlanta	Atlanta, 7-26	50,097
12/22/91	Dallas	Dallas, 31-27	60,962
12/21/92	Atlanta	Dallas, 41-17	67,036
11/21/93	Atlanta	Atlanta, 14-27	67,337
10/29/95	Atlanta	Dallas, 28-13	70,089
10/20/96	Dallas	Dallas, 32-28	64,091
9/20/99	Dallas	Dallas, 24-7	63,663
11/11/01	Atlanta	Atlanta, 13-20	69,101
9/7/03	Dallas	Atlanta, 13-27	64,104
12/16/06	Atlanta	Dallas, 38-28	71,102
10/25/09	Dallas	Dallas, 37-21	81,521
11/4/12	Atlanta	Atlanta, 13-19	70,840
9/27/15	Dallas	Atlanta, 28-39	90,345
11/12/17	Atlanta	Atlanta, 27-7	73,761
Nov. 18	Atlanta		12:00 p.m.

* NFC Divisional Playoffs

Baltimore Ravens

(Baltimore Leads Series, 4-1)
Regular Season: 1-4

Date	Site	Winner-Score	Att.
11/19/00	Baltimore	Baltimore, 0-27	69,416
11/21/04	Baltimore	Baltimore, 10-30	69,924
12/20/08	Dallas	Baltimore, 24-33	63,800
10/14/12	Baltimore	Baltimore, 29-31	71,384
11/20/16	Dallas	Dallas, 27-17	93,056

Buffalo Bills

(Dallas Leads Series, 8-4)
Regular Season: 6-4 Postseason: 2-0

Date	Site	Winner-Score	Att.
9/19/71	Buffalo	Dallas, 49-37	46,206
11/15/76	Dallas	Dallas, 17-10	51,779
11/9/81	Dallas	Dallas, 27-14	62,583
11/18/84	Buffalo	Buffalo, 3-14	74,391
1/31/93*	Pasadena	Dallas, 52-17	98,374
9/12/93	Dallas	Buffalo, 10-13	63,226
1/30/94**	Atlanta	Dallas, 30-13	72,817
9/22/96	Buffalo	Buffalo, 7-10	78,098
11/9/03	Dallas	Dallas, 10-6	63,770
10/8/07	Buffalo	Dallas, 25-24	71,575
11/13/11	Dallas	Dallas, 44-7	85,157
12/27/15	Buffalo	Buffalo, 6-16	70,172

*Super Bowl XXVII, Jan. 31, 1993

**Super Bowl XXVIII, Jan. 30, 1994

Carolina Panthers

(Dallas Leads Series, 9-4)
Regular Season: 9-2 Postseason: 0-2

Date	Site	Winner-Score	Att.
1/5/97*	Carolina	Carolina, 17-26	72,808
12/8/97	Dallas	Carolina, 13-23	63,251
10/11/98	Dallas	Dallas, 27-20	64,181
10/1/00	Carolina	Dallas, 16-13 (OT)	73,310
10/13/02	Dallas	Dallas, 14-13	61,733
11/23/03	Dallas	Dallas, 24-20	63,871
1/3/04*	Carolina	Carolina, 10-29	73,014
12/24/05	Carolina	Dallas, 24-20	73,436
10/29/06	Carolina	Dallas, 35-14	73,682
12/22/07	Carolina	Dallas, 20-13	73,860
9/28/09	Dallas	Dallas, 21-7	90,588
10/21/12	Carolina	Dallas, 19-14	73,981
11/26/15	Dallas	Carolina, 14-33	90,909

9/9/18 Carolina 3:25 p.m.

**NFC Divisional Playoffs

**NFC Wild Card Playoffs

Chicago Bears

(Dallas Leads Series, 15-11)
Regular Season: 13-11 Postseason: 2-0

Date	Site	Winner-Score	Att.
11/27/60	Chicago	Chicago, 7-17	39,951
11/18/62	Dallas	Chicago, 33-34	12,692
11/1/64	Chicago	Dallas, 24-10	47,527
11/24/68	Chicago	Dallas, 34-3	46,667
10/31/71	Chicago	Chicago, 19-23	55,049
9/16/73	Chicago	Dallas, 20-17	55,701
10/24/76	Dallas	Dallas, 31-21	61,346
12/26/77*	Dallas	Dallas, 37-7	62,920
9/16/79	Dallas	Dallas, 24-20	64,056
11/26/81	Dallas	Dallas, 10-9	63,499
9/30/84	Chicago	Dallas, 23-14	63,623
11/17/85	Dallas	Chicago, 0-44	63,855

12/21/86	Dallas	Chicago, 10-24	57,256
10/16/88	Chicago	Chicago, 7-17	64,759
12/29/91**	Chicago	Dallas, 17-13	62,594
12/27/92	Dallas	Dallas, 27-14	63,101
9/2/96	Chicago	Chicago, 6-22	63,076
9/28/97	Dallas	Dallas, 27-3	64,082
10/18/98	Chicago	Chicago, 12-13	59,201
11/25/04	Dallas	Dallas, 21-7	64,026
9/23/07	Chicago	Dallas, 34-10	62,099
9/19/10	Dallas	Chicago, 20-27	85,168
10/1/12	Dallas	Chicago, 18-34	90,080
12/9/13	Chicago	Chicago, 28-45	62,229
12/4/14	Chicago	Dallas, 41-28	61,558
9/25/16	Dallas	Dallas, 31-17	90,554

*NFC Divisional Playoffs

**NFC First-Round Playoffs

Cincinnati Bengals

(Dallas Leads Series, 8-4)
Regular Season: 8-4

Date	Site	Winner-Score	Att.
11/4/73	Dallas	Dallas, 38-10	58,802
9/30/79	Dallas	Dallas, 38-13	63,179
12/8/85	Cincinnati	Cincinnati, 24-50	56,936
11/20/88	Dallas	Cincinnati, 24-38	37,865
10/13/91	Dallas	Dallas, 35-23	63,275
10/30/94	Cincinnati	Dallas, 23-20	57,096
12/14/97	Cincinnati	Cincinnati, 24-31	60,043
11/12/00	Dallas	Dallas, 23-6	62,170
11/7/04	Cincinnati	Cincinnati, 3-26	65,721
10/5/08	Dallas	Dallas, 31-22	62,655
12/9/12	Cincinnati	Dallas, 20-19	63,590
10/9/16	Dallas	Dallas, 28-14	91,653

Cleveland Browns

(Cleveland Leads Series, 17-14)
Regular Season: 13-15 Postseason: 1-2

Date	Site	Winner-Score	Att.
10/16/60	Dallas	Cleveland, 7-48	28,500
10/1/61	Cleveland	Cleveland, 7-25	43,638
12/3/61	Dallas	Cleveland, 17-38	23,500
10/7/62	Cleveland	Cleveland, 10-19	40,040
12/2/62	Dallas	Dallas, 45-21	24,226
9/22/63	Dallas	Cleveland, 24-41	28,710
11/24/63	Cleveland	Cleveland, 17-27	55,096
10/4/64	Cleveland	Cleveland, 6-27	72,062
10/18/64	Dallas	Cleveland, 16-20	37,456
10/17/65	Cleveland	Cleveland, 17-23	80,451
11/21/65	Dallas	Cleveland, 17-24	76,251
10/23/66	Cleveland	Cleveland, 21-30	84,721
11/24/66	Dallas	Dallas, 26-14	80,259
9/17/67	Cleveland	Dallas, 21-14	81,039
12/24/67*	Dallas	Dallas, 52-14	70,786
9/22/68	Dallas	Dallas, 28-7	68,733
12/21/68*	Cleveland	Cleveland, 20-31	81,497
11/2/69	Cleveland	Cleveland, 10-42	84,850
12/28/69*	Dallas	Cleveland, 14-38	69,321
12/12/70	Cleveland	Dallas, 6-2	75,458
12/7/74	Dallas	Dallas, 41-17	48,754
9/24/79	Cleveland	Cleveland, 7-26	80,123
11/25/82	Dallas	Dallas, 31-14	46,267
9/22/85	Dallas	Dallas, 20-7	61,456
12/4/88	Cleveland	Cleveland, 21-24	77,683
9/1/91	Cleveland	Dallas, 26-14	78,860
12/10/94	Dallas	Cleveland, 14-19	64,826
9/19/04	Dallas	Dallas, 19-12	63,119
9/7/08	Cleveland	Dallas, 28-10	73,012
11/18/12	Dallas	Dallas, 23-20 (OT)	81,963
11/6/16	Cleveland	Dallas, 35-10	67,431

*Eastern Conference Championship Game

Denver Broncos				
(Denver Leads Series, 8-5)				
Regular Season: 4-8 Postseason: 1-0				
Date	Site	Winner-Score	Att.	
12/27/73	Denver	Dallas, 22-10	51,706	
12/18/77	Dallas	Dallas, 14-6	63,752	
1/15/78*	New Orleans	Dallas, 27-10	76,400	
9/14/80	Denver	Denver, 20-41	74,919	
10/5/86	Denver	Denver, 14-29	76,082	
12/6/92	Denver	Dallas, 31-27	74,946	
9/10/95	Dallas	Dallas, 31-21	64,578	
9/13/98	Denver	Denver, 23-42	75,013	
11/22/01	Dallas	Denver, 24-26	64,104	
11/24/05	Dallas	Denver, 21-24 (OT)	63,273	
10/4/09	Denver	Denver, 10-17	76,440	
10/6/13	Dallas	Denver, 48-51	92,758	
9/17/17	Denver	Denver, 42-17	76,919	

*Super Bowl XII, Jan. 15, 1978

Detroit Lions				
(Dallas Leads Series, 15-12)				
Regular Season: 13-11 Postseason: 2-1				
Date	Site	Winner-Score	Att.	
12/11/60	Detroit	Detroit, 14-23	43,272	
10/13/63	Dallas	Dallas, 17-14	27,262	
9/15/68	Dallas	Dallas, 59-13	61,382	
12/26/70**	Dallas	Dallas, 5-0	73,167	
10/30/72	Dallas	Dallas, 28-24	65,378	
10/6/75	Detroit	Dallas, 36-10	79,784	
10/30/77	Dallas	Dallas, 37-0	63,160	
11/15/81	Detroit	Detroit, 24-27	79,694	
9/15/85	Detroit	Detroit, 21-26	72,985	
9/14/86	Detroit	Dallas, 31-7	73,812	
11/8/87	Detroit	Detroit, 17-27	45,325	
10/27/91	Detroit	Detroit, 10-34	74,906	
1/5/92**	Detroit	Detroit, 6-38	78,290	
11/8/92	Detroit	Dallas, 37-3	74,816	
9/19/94	Dallas	Detroit, 17-20 (OT)	64,102	
1/6/02	Detroit	Detroit, 10-15	77,512	
11/3/02	Detroit	Detroit, 7-9	61,789	
10/19/03	Detroit	Dallas, 38-7	61,160	
10/31/04	Dallas	Dallas, 31-21	63,616	
11/20/05	Dallas	Dallas, 20-7	62,670	
12/31/06	Dallas	Detroit, 31-39	63,008	
12/9/07	Detroit	Dallas, 28-27	62,759	
11/21/10	Dallas	Dallas, 35-19	81,261	
10/2/11	Dallas	Detroit, 30-34	78,122	
10/27/13	Detroit	Detroit, 30-31	64,379	
1/4/15*	Dallas	Dallas, 24-20	91,410	
12/26/16	Dallas	Dallas, 42-21	92,885	
Sept. 30	Dallas		12:00 p.m.	

* NFC Wild Card Playoffs

**NFC Divisional Playoffs

Green Bay Packers				
(Green Bay Leads Series, 19-17)				
Regular Season: 13-15 Postseason: 4-4				
Date	Site	Winner-Score	Att.	
11/13/60	Green Bay	Green Bay, 7-41	32,294	
11/29/64	Dallas	Green Bay, 21-45	44,975	
10/24/65	Milwaukee	Green Bay, 3-13	48,311	
1/1/67*	Dallas	Green Bay, 27-34	75,504	
12/31/67*	Green Bay	Green Bay, 17-21	50,861	
10/28/68	Dallas	Green Bay, 17-28	74,604	
11/26/70	Dallas	Dallas, 16-3	67,182	

10/1/72	Milwaukee	Green Bay, 14-16	47,103
10/19/75	Dallas	Green Bay, 17-19	64,934
11/12/78	Milwaukee	Dallas, 42-14	55,256
9/28/80	Milwaukee	Dallas, 28-7	54,776
1/16/83**	Dallas	Dallas, 37-26	63,972
9/23/84	Dallas	Dallas, 20-6	64,222
10/8/89	Green Bay	Green Bay, 13-31	56,656
12/24/89	Dallas	Green Bay, 10-20	41,265
10/6/91	Milwaukee	Dallas, 20-17	53,695
10/3/93	Dallas	Dallas, 36-14	63,568
11/16/94\$	Dallas	Dallas, 27-17	64,790
11/24/94	Dallas	Dallas, 42-31	64,597
1/8/95\$	Dallas	Dallas, 35-9	64,745
10/8/95	Dallas	Dallas, 34-24	64,806
1/14/96#	Dallas	Dallas, 38-27	65,135
11/18/96	Dallas	Dallas, 21-6	65,032
11/23/97	Green Bay	Green Bay, 17-45	60,111
11/14/99	Dallas	Dallas, 27-13	64,634
10/24/04	Green Bay	Green Bay, 20-41	70,679
11/29/07	Dallas	Dallas, 37-27	64,167
9/21/08	Green Bay	Dallas, 27-16	71,113
11/15/09	Green Bay	Green Bay, 7-17	70,894
11/7/10	Green Bay	Green Bay, 7-45	70,913
12/15/13	Dallas	Green Bay, 36-37	91,054
1/11/15\$	Green Bay	Green Bay, 21-26	79,704
12/13/15	Green Bay	Green Bay, 7-28	78,369
10/16/16	Green Bay	Dallas, 30-16	78,481
1/15/17\$	Dallas	Green Bay, 31-34	93,396
10/8/17	Dallas	Green Bay, 31-35	93,329

\$NFC Divisional Playoffs

#NFC Championship Game

*NFL Championship Game

**Super Bowl Tournament

Houston Texans				
(Dallas Leads Series, 3-1)				
Regular Season: 3-1				
Date	Site	Winner-Score	Att.	
9/8/02	Houston	Houston, 10-19	69,604	
10/15/06	Dallas	Dallas, 34-6	63,186	
9/26/10	Houston	Dallas, 27-13	71,456	
10/5/14	Dallas	Dallas 20-17 (OT)	91,159	
Oct. 7	Houston		7:20 p.m.	

Indianapolis Colts				
(Dallas Leads Series, 10-6)				
Regular Season: 10-5 Postseason: 0-1				
Date	Site	Winner-Score	Att.	
10/30/60	Dallas	Baltimore, 7-45	25,500	
12/3/67	Baltimore	Baltimore, 17-23	60,238	
12/13/69	Dallas	Dallas, 27-10	63,191	
1/17/71*	Miami	Baltimore, 13-16	80,055	
10/15/72	Baltimore	Dallas, 21-0	58,992	
9/26/76	Dallas	Dallas, 30-27	64,237	
9/4/78	Dallas	Dallas, 38-0	64,224	
12/6/81	Baltimore	Dallas, 37-13	54,871	
10/28/84	Dallas	Dallas, 22-3	58,724	
10/10/93	Indianapolis	Dallas, 27-3	60,453	
9/15/96	Dallas	Indianapolis, 24-25	63,021	
10/31/99	Indianapolis	Indianapolis, 24-34	56,860	
11/17/02	Indianapolis	Indianapolis, 3-20	57,057	
11/19/06	Dallas	Dallas, 21-14	63,207	
12/5/10	Indianapolis	Dallas, 38-35 (OT)	67,471	
12/21/14	Dallas	Dallas, 42-7	91,899	
Dec. 16	Indianapolis		12:00 p.m.	

*Super Bowl V, Jan. 17, 1971

Jacksonville Jaguars

(Series Tied, 3-3)

Regular Season: 3-3

Date	Site	Winner-Score	Att.
10/19/97	Dallas	Dallas, 26-22	64,464
10/29/00	Dallas	Jacksonville, 17-23 (OT)	63,554
11/24/02	Dallas	Dallas, 21-19	62,204
9/10/06	Jacksonville	Jacksonville, 17-24	67,164
10/31/10	Dallas	Jacksonville, 17-35	81,395
11/9/14	Jack. (Lon.)	Dallas, 31-17	83,603
Oct 14	Dallas		3:25 p.m.

Kansas City Chiefs

(Dallas Leads Series, 7-4)

Regular Season: 7-4

Date	Site	Winner-Score	Att.
10/25/70	Kansas City	Dallas, 27-16	51,158
11/10/75	Dallas	Kansas City, 31-34	63,539
11/20/83	Dallas	Dallas, 41-21	64,103
10/22/89	Kansas City	Kansas City, 28-36	76,841
10/18/92	Dallas	Dallas, 17-10	64,115
11/23/95	Dallas	Dallas, 24-12	64,901
12/13/98	Kansas City	Kansas City, 17-20	77,697
12/11/05	Dallas	Dallas, 31-28	63,432
10/11/09	Kansas City	Dallas, 26-20 (OT)	71,214
9/15/13	Kansas City	Kansas City, 16-17	76,952
11/5/17	Dallas	Dallas, 28-17	93,273

Los Angeles Chargers

(Dallas Leads Series, 6-5)

Regular Season: 6-5

Date	Site	Winner-Score	Att.
11/5/72	San Diego	Dallas, 34-28	54,476
10/26/80	Dallas	Dallas, 42-31	60,639
11/13/83	San Diego	San Diego, 23-24	46,192
11/16/86	San Diego	Dallas, 24-21	55,622
9/9/90	Dallas	Dallas, 17-14	48,063
10/15/95	San Diego	Dallas, 23-9	62,664
9/23/01	Dallas	San Diego, 21-32	63,430
9/11/05	San Diego	Dallas, 28-24	67,679
12/13/09	Dallas	San Diego, 17-20	90,552
9/29/13	San Diego	San Diego, 21-30	68,601
11/23/17	Dallas	San Diego, 6-28	93,012

Los Angeles Rams

(Dallas Leads Series 17-16)

Regular Season: 13-12 Postseason: 4-4

Date	Site	Winner-Score	Att.
11/6/60	Dallas	Los Angeles, 13-38	16,000
9/30/62	Los Angeles	Dallas, 27-17	26,907
10/1/67	Dallas	Los Angeles, 13-35	75,229
11/23/69	Los Angeles	Los Angeles, 23-24	79,105
11/25/71	Dallas	Dallas, 28-21	66,595
10/14/73	Los Angeles	Los Angeles, 31-37	81,428
12/23/73*	Dallas	Dallas, 27-16	64,291
9/21/75	Dallas	Dallas, 18-7	49,091
1/4/76**	Los Angeles	Dallas, 37-7	84,483
12/19/76*	Dallas	Los Angeles, 12-14	62,436
9/17/78	Los Angeles	Los Angeles, 14-27	65,749
1/7/79**	Los Angeles	Dallas, 28-0	67,470
10/14/79	Dallas	Dallas, 30-6	64,462
12/30/79*	Dallas	Los Angeles, 19-21	64,792
12/15/80	Los Angeles	Los Angeles, 14-38	62,548
12/28/80\$	Dallas	Dallas, 34-13	64,533
10/18/81	Dallas	Dallas, 29-17	64,649
12/26/83\$	Dallas	Los Angeles, 17-24	43,521
9/3/84	Los Angeles	Dallas, 20-13	65,403
1/4/86*	Los Angeles	Los Angeles, 0-20	66,351
12/7/86	Los Angeles	Los Angeles, 10-29	64,949

12/21/87	Los Angeles	Dallas, 29-21	60,700
12/3/89	Dallas	Los Angeles, 31-35	46,100
11/18/90	Los Angeles	Dallas, 24-21	58,589
11/15/92	Dallas	Los Angeles, 23-27	63,690
9/29/02	St. Louis	Dallas, 13-10	66,165
1/1/06	Dallas	St. Louis, 10-20	63,131
9/30/07	Dallas	Dallas, 35-7	62,861
10/19/08	St. Louis	St. Louis, 14-34	62,035
10/23/11	Dallas	Dallas, 34-7	81,501
9/22/13	Dallas	Dallas, 31-7	80,848
9/21/14	St. Louis	Dallas, 34-31	58,739
10/1/17	Dallas	Los Angeles, 30-35	91,869

\$NFC Wild Card Game

*NFC Division Playoff Game

**NFC Championship Game

Miami Dolphins

(Series Tied, 7-7)

Regular Season: 6-7 Postseason: 1-0

Date	Site	Winner-Score	Att.
1/16/72*	New Orleans	Dallas, 24-3	81,035
11/22/73	Dallas	Miami, 7-14	64,100
11/5/78	Miami	Miami, 16-23	69,414
10/25/81	Dallas	Dallas, 28-27	64,221
12/17/84	Miami	Miami, 21-28	74,139
11/22/87	Dallas	Miami, 14-20	56,519
11/19/89	Dallas	Miami, 14-17	56,044
11/25/93	Dallas	Miami, 14-16	60,198
10/27/96	Miami	Dallas, 29-10	75,283
11/25/99	Dallas	Dallas, 20-0	64,328
11/27/03	Dallas	Miami, 21-40	64,101
9/16/07	Miami	Dallas, 37-20	71,615
11/24/11	Dallas	Dallas, 20-19	87,418
11/22/15	Miami	Dallas, 24-14	65,115

*Super Bowl VI, Jan. 16, 1972

Minnesota Vikings

(Dallas Leads Series, 16-14)

Regular Season: 12-11 Postseason: 4-3

Date	Site	Winner-Score	Att.
9/24/61	Dallas	Dallas, 21-7	20,500
10/8/61	Minnesota	Dallas, 28-0	33,070
9/25/66	Dallas	Dallas, 28-17	64,116
10/20/68	Dallas	Dallas, 20-7	47,644
10/18/70	Minnesota	Minnesota, 13-54	47,900
12/25/71*	Minnesota	Dallas, 20-12	49,100
12/30/73**	Dallas	Minnesota, 10-27	64,524
10/6/74	Dallas	Minnesota, 21-23	57,847
12/28/75*	Minnesota	Dallas, 17-14	48,341
9/18/77	Minnesota	Dallas, 16-10 (OT)	47,678
1/1/78**	Dallas	Dallas, 23-6	61,968
10/26/78	Dallas	Minnesota, 10-21	61,848
10/7/79	Minnesota	Dallas, 36-20	47,572
1/3/83	Minnesota	Minnesota, 27-31	60,007
10/2/83	Minnesota	Dallas, 37-24	60,774
11/26/87	Dallas	Minnesota, 38-44 (OT)	54,229
11/13/88	Dallas	Minnesota, 3-43	57,830
12/12/93	Minnesota	Dallas, 37-20	63,321
9/17/95	Minnesota	Dallas, 23-17 (OT)	60,088
12/28/96\$	Dallas	Dallas, 40-15	64,682
11/26/98	Dallas	Minnesota, 36-46	64,366
11/8/99	Minnesota	Minnesota, 17-27	64,111
1/9/00\$	Minnesota	Minnesota, 10-27	64,056
11/23/00	Dallas	Minnesota, 15-27	63,878
9/12/04	Minnesota	Minnesota, 17-35	64,105
10/21/07	Dallas	Dallas, 24-14	63,432
1/17/10*	Minnesota	Minnesota, 3-34	63,547
10/17/10	Minnesota	Minnesota, 21-24	64,120
11/3/13	Dallas	Dallas, 27-23	85,360
12/1/16	Minnesota	Dallas, 17-16	66,860

\$NFC Wild Card Game

*NFC Divisional Playoff Game

**NFC Championship Game

New England Patriots

(Dallas Leads Series, 7-5)
Regular Season: 7-5

Date	Site	Winner-Score	Att.
10/24/71	Dallas	Dallas, 44-21	65,708
11/16/75	New England	Dallas, 34-31	60,905
12/3/78	Dallas	Dallas, 17-10	63,263
9/21/81	New England	Dallas, 35-21	60,311
11/22/84	Dallas	Dallas, 20-17	55,341
11/15/87	New England	Dallas, 23-17 (OT)	60,567
12/15/96	Dallas	Dallas, 12-6	64,578
12/5/99	New England	New England, 6-13	58,444
11/16/03	New England	New England, 0-12	68,436
10/14/07	Dallas	New England, 27-48	63,984
10/16/11	New England	New England, 16-20	68,756
10/11/15	Dallas	New England, 6-30	93,054

New Orleans Saints

(Dallas Leads Series, 16-12)
Regular Season: 16-12

Date	Site	Winner-Score	Att.
10/15/67	Dallas	Dallas, 14-10	52,562
11/12/67	New Orleans	Dallas, 27-10	83,437
11/3/68	New Orleans	Dallas, 17-3	84,728
9/28/69	New Orleans	Dallas, 21-17	79,567
11/9/69	Dallas	Dallas, 33-17	68,282
10/17/71	New Orleans	New Orleans, 14-24	83,088
9/24/73	Dallas	Dallas, 40-3	53,972
9/19/76	New Orleans	Dallas, 24-6	61,413
11/19/78	Dallas	Dallas, 27-7	57,920
12/19/82	Dallas	Dallas, 21-7	64,506
9/25/83	Dallas	Dallas, 21-20	62,136
10/21/84	Dallas	Dallas, 30-27 (OT)	50,966
10/3/88	New Orleans	New Orleans, 17-20	68,474
9/10/89	New Orleans	New Orleans, 0-28	66,977
12/2/90	Dallas	Dallas, 17-13	60,087
12/8/91	Dallas	Dallas, 23-14	64,530
12/19/94	New Orleans	Dallas, 24-16	67,323
12/6/98	New Orleans	New Orleans, 3-22	65,065
12/24/99	New Orleans	New Orleans, 24-31	47,835
12/28/03	New Orleans	New Orleans, 7-13	68,451
12/12/04	Dallas	New Orleans, 13-27	64,056
12/10/06	Dallas	New Orleans, 17-42	63,722
12/19/09	New Orleans	Dallas, 24-17	70,213
11/25/10	Dallas	New Orleans, 27-30	93,985
12/23/12	Dallas	New Orleans, 31-34	92,570
11/10/13	New Orleans	New Orleans, 17-49	73,018
9/28/14	Dallas	Dallas, 38-17	91,176
10/4/15	New Orleans	New Orleans, 20-26 (OT)	73,009
Nov. 29	Dallas		7:20 p.m.

New York Giants

(Dallas Leads Series, 64-46-2)

Regular Season: 64-45-2 Postseason: 0-1

Date	Site	Winner-Score	Att.
12/4/60	New York	Tie, 31-31	55,033
10/15/61	Dallas	New York, 10-31	41,500
10/29/61	New York	Dallas, 17-16	60,254
11/11/62	Dallas	New York, 10-41	45,668
12/16/62	New York	New York, 31-41	62,694
10/20/63	New York	New York, 21-37	62,889
12/1/63	Dallas	New York, 27-34	29,635
10/11/64	Dallas	Tie, 13-13	33,225
11/8/64	New York	Dallas, 31-21	63,031
9/19/65	Dallas	Dallas, 31-2	59,366
12/19/65	New York	Dallas, 38-20	62,871
9/18/66	Dallas	Dallas, 52-7	60,010
12/18/66	New York	Dallas, 17-7	62,735
9/24/67	Dallas	Dallas, 38-24	66,209
11/10/68	Dallas	New York, 21-27	72,163
12/15/68	New York	Dallas, 28-10	62,617

10/27/69	Dallas	Dallas, 25-3	58,964
9/27/70	Dallas	Dallas, 28-10	57,236
11/8/70	New York	New York, 20-23	62,938
10/11/71	Dallas	Dallas, 20-13	68,378
12/12/71	New York	Dallas, 42-14	62,815
9/24/72	New York	Dallas, 23-14	62,725
12/17/72	Dallas	New York, 3-23	64,602
10/21/73	Dallas	Dallas, 45-28	64,898
11/11/73	N. Haven	Dallas, 23-10	70,128
9/29/74	Dallas	New York, 6-14	46,353
10/27/74	N. Haven	Dallas, 21-7	61,191
10/12/75	New York	Dallas, 13-7	56,511
11/30/75	Dallas	Dallas, 14-3	53,329
10/10/76	New York	Dallas, 24-14	76,042
11/7/76	Dallas	Dallas, 9-3	58,870
9/25/77	Dallas	Dallas, 41-21	64,215
11/6/77	New York	Dallas, 24-10	74,532
9/10/78	New York	Dallas, 34-24	73,265
10/8/78	Dallas	Dallas, 24-3	64,869
11/4/79	New York	Dallas, 16-14	76,490
12/2/79	Dallas	Dallas, 28-7	63,787
10/5/80	Dallas	Dallas, 24-3	59,126
11/9/80	New York	New York, 35-38	68,343
9/27/81	Dallas	Dallas, 18-10	63,499
12/19/81	New York	New York, 10-13 (OT)	73,009
9/18/83	Dallas	Dallas, 28-13	62,347
10/30/83	New York	Dallas, 38-20	76,142
9/9/84	New York	New York, 7-28	75,921
11/4/84	Dallas	New York, 7-19	60,235
10/6/85	New York	Dallas, 30-29	74,981
12/15/85	Dallas	Dallas, 28-21	62,310
9/8/86	Dallas	Dallas, 31-28	59,804
11/2/86	New York	New York, 14-17	74,871
9/20/87	New York	Dallas, 16-14	73,426
11/2/87	Dallas	Dallas, 33-24	55,730
9/18/88	Dallas	New York, 10-12	55,325
11/6/88	New York	New York, 21-29	75,826
10/1/89	Dallas	New York, 13-30	51,785
12/16/89	New York	New York, 0-15	72,141
9/16/90	Dallas	New York, 7-28	61,090
9/30/90	New York	New York, 17-31	75,923
9/29/91	Dallas	Dallas, 21-16	64,010
11/17/91	New York	New York, 9-22	76,410
9/13/92	New York	Dallas, 34-28	76,430
11/26/92	Dallas	Dallas, 30-3	62,416
11/7/93	Dallas	Dallas, 31-9	64,735
1/2/94	New York	Dallas, 16-13 (OT)	77,356
11/7/94	Dallas	Dallas, 38-10	64,836
12/24/94	New York	New York, 10-15	66,943
9/4/95	New York	Dallas, 35-0	77,454
12/17/95	Dallas	Dallas, 21-20	64,400
9/8/96	Dallas	Dallas, 27-0	63,069
11/24/96	New York	New York, 6-20	77,081
10/5/97	New York	New York, 17-20	77,137
12/21/97	Dallas	New York, 7-20	63,746
9/21/98	New York	Dallas, 31-7	78,039
11/8/98	Dallas	Dallas, 16-6	64,316
10/18/99	New York	New York, 10-13	78,204
1/2/00	Dallas	Dallas, 26-18	63,767
10/15/00	New York	New York, 14-19	78,189
12/17/00	Dallas	New York, 13-17	61,311
11/4/01	New York	New York, 24-27 (OT)	78,673
12/9/01	Dallas	Dallas, 20-13	61,821
10/6/02	Dallas	New York, 17-21	63,447
12/15/02	New York	New York, 7-37	78,698
9/15/03	New York	Dallas, 35-32 (OT)	78,907
12/21/03	Dallas	Dallas, 19-3	64,118
10/10/04	Dallas	New York, 10-26	64,018
1/2/05	New York	New York, 24-28	78,500
10/16/05	Dallas	Dallas, 16-13 (OT)	62,278
12/4/05	New York	New York, 10-17	78,645
10/23/06	Dallas	New York, 22-36	63,512
12/3/06	New York	Dallas, 23-20	78,666
9/9/07	Dallas	Dallas, 45-35	63,031
11/11/07	New York	Dallas, 31-20	78,964
1/13/08*	Dallas	New York, 17-21	63,660
11/2/08	New York	New York, 14-35	78,826

New York Giants, cont.

12/14/08	Dallas	Dallas, 20-8	63,776
9/20/09	Dallas	New York, 31-33	105,121
12/16/09	New York	New York, 24-31	79,244
10/25/10	Dallas	New York, 35-41	91,375
11/14/10	New York	Dallas, 33-20	80,851
12/11/11	Dallas	New York, 34-37	92,952
1/1/12	New York	New York, 14-31	81,077
9/5/12	New York	Dallas, 27-14	82,287
10/28/12	Dallas	New York, 24-29	94,067
9/8/13	Dallas	Dallas, 31-6	85,348
11/24/13	New York	Dallas, 24-21	80,499
10/19/14	Dallas	Dallas, 31-21	91,028
11/23/14	New York	Dallas, 31-28	80,520
9/13/15	Dallas	Dallas, 27-26	93,579
10/25/15	New York	New York, 20-27	80,319
9/11/16	Dallas	New York, 19-20	92,867
12/11/16	New York	New York, 7-10	80,874
9/10/17	Dallas	Dallas, 19-3	93,183
12/10/17	New York	Dallas, 30-10	78,125
Sept. 16	Dallas		7:20 p.m.
Dec. 30	New York		12:00 p.m.

*NFC Divisional Playoffs

New York Jets

(Dallas Leads Series, 7-4)
Regular Season: 7-4

Date	Site	Winner-Score	Att.
12/4/71	Dallas	Dallas, 52-10	66,689
12/21/75	New York	Dallas, 31-21	37,279
12/17/78	New York	Dallas, 30-7	52,532
10/4/87	New York	Dallas, 38-24	12,370
11/4/90	New York	New York, 9-24	68,086
12/18/93	New York	Dallas, 28-7	73,233
12/19/99	Dallas	New York, 21-22	64,271
9/28/03	New York	Dallas, 17-6	77,863
11/22/07	Dallas	Dallas, 34-3	63,315
9/11/11	New York	New York, 24-27	78,702
12/19/15	Dallas	New York, 16-19	90,345

Oakland Raiders

(Series Tied, 6-6)
Regular Season: 6-6

Date	Site	Winner-Score	Att.
12/14/74	Oakland	Oakland, 23-27	45,850
12/7/80	Oakland	Dallas, 19-13	53,194
10/23/83	Dallas	Los Angeles, 38-40	64,991
11/9/86	Dallas	Los Angeles, 13-17	61,706
10/25/92	Los Angeles	Dallas, 28-13	91,505
11/19/95	Oakland	Dallas, 34-21	54,092
9/27/98	Dallas	Oakland, 12-13	63,544
10/7/01	Oakland	Oakland, 21-28	61,535
10/2/05	Oakland	Oakland, 13-19	62,400
11/26/09	Dallas	Dallas, 24-7	83,489
11/28/13	Dallas	Dallas, 31-24	87,572
12/17/17	Oakland	Dallas, 20-17	55,372

Philadelphia Eagles

(Dallas Leads Series, 66-52)
Regular Season: 63-51 Postseason: 3-1

Date	Site	Winner-Score	Att.
9/30/60	Dallas	Philadelphia, 25-27	18,500
10/22/61	Dallas	Philadelphia, 7-43	25,000
11/26/61	Philadelphia	Philadelphia, 13-35	60,127
10/14/62	Dallas	Dallas, 41-19	18,645
11/25/62	Philadelphia	Philadelphia, 14-28	58,070
10/6/63	Philadelphia	Philadelphia, 21-24	60,671
11/17/63	Dallas	Dallas, 27-20	23,694
11/15/64	Dallas	Philadelphia, 14-17	55,972

12/6/64	Philadelphia	Philadelphia, 14-24	60,671
10/10/65	Dallas	Philadelphia, 24-35	56,249
12/5/65	Philadelphia	Dallas, 21-19	54,714
10/9/66	Dallas	Dallas, 56-7	69,372
11/6/66	Philadelphia	Philadelphia, 23-24	60,658
10/29/67	Philadelphia	Philadelphia, 14-21	60,740
12/10/67	Dallas	Dallas, 38-17	55,834
9/29/68	Philadelphia	Dallas, 45-13	60,858
10/13/68	Dallas	Dallas, 34-14	72,083
10/5/69	Philadelphia	Dallas, 38-7	60,658
10/19/69	Dallas	Dallas, 49-14	71,509
9/20/70	Philadelphia	Dallas, 17-7	59,728
11/1/70	Dallas	Dallas, 21-17	55,736
9/26/71	Philadelphia	Dallas, 42-7	65,358
11/14/71	Dallas	Dallas, 20-7	60,178
9/17/72	Dallas	Dallas, 28-6	55,850
11/19/72	Philadelphia	Dallas, 28-7	65,720
10/28/73	Philadelphia	Philadelphia, 16-30	65,954
11/18/73	Dallas	Dallas, 31-10	61,985
9/23/74	Philadelphia	Philadelphia, 10-13	64,088
10/20/74	Dallas	Dallas, 31-24	43,586
10/26/75	Philadelphia	Dallas, 20-17	64,889
11/23/75	Dallas	Dallas, 27-17	57,893
9/12/76	Dallas	Dallas, 27-7	54,052
12/5/76	Philadelphia	Dallas, 26-7	55,072
10/23/77	Philadelphia	Dallas, 16-10	65,507
12/4/77	Dallas	Dallas, 24-14	60,289
10/22/78	Dallas	Dallas, 14-7	60,525
12/10/78	Philadelphia	Dallas, 31-13	64,667
11/12/79	Dallas	Philadelphia, 21-31	62,417
12/8/79	Philadelphia	Dallas, 24-17	71,434
10/19/80	Philadelphia	Philadelphia, 10-17	70,696
12/21/80	Dallas	Dallas, 35-27	62,548
1/11/81**	Philadelphia	Philadelphia, 7-20	70,696
11/1/81	Philadelphia	Dallas, 17-14	72,111
12/13/81	Dallas	Dallas, 21-10	64,955
12/26/82	Dallas	Philadelphia, 20-24	46,199
10/16/83	Dallas	Dallas, 37-7	63,070
11/6/83	Philadelphia	Dallas, 27-20	71,236
9/16/84	Dallas	Dallas, 23-17	64,521
12/2/84	Philadelphia	Dallas, 26-10	66,322
10/20/85	Philadelphia	Philadelphia, 14-16	70,114
11/24/85	Dallas	Dallas, 35-17	54,047
10/19/86	Philadelphia	Dallas, 17-14	68,572
12/14/86	Dallas	Philadelphia, 21-23	46,117
10/11/87	Dallas	Dallas, 41-22	40,622
10/25/87	Philadelphia	Philadelphia, 20-37	61,630
10/23/88	Philadelphia	Philadelphia, 23-24	66,309
12/18/88	Dallas	Philadelphia, 7-23	46,131
11/23/89	Dallas	Philadelphia, 0-27	54,444
12/10/89	Philadelphia	Philadelphia, 10-20	59,842
10/28/90	Dallas	Philadelphia, 20-21	62,605
12/23/90	Philadelphia	Philadelphia, 3-17	63,895
9/15/91	Dallas	Philadelphia, 0-24	62,656
12/15/91	Philadelphia	Dallas, 25-13	65,854
10/5/92	Philadelphia	Philadelphia, 7-31	66,572
11/1/92	Dallas	Dallas, 20-10	65,012
1/10/93*	Dallas	Dallas, 34-10	63,721
10/31/93	Philadelphia	Dallas, 23-10	61,912
12/6/93	Dallas	Dallas, 23-17	64,521
10/16/94	Dallas	Dallas, 24-13	64,703
12/4/94	Philadelphia	Dallas, 31-19	65,947
11/6/95	Dallas	Dallas, 34-12	64,876
12/10/95	Philadelphia	Philadelphia, 17-20	66,198
1/7/96*	Dallas	Dallas, 30-11	64,371
9/30/96	Philadelphia	Dallas, 23-19	67,201
11/3/96	Dallas	Philadelphia, 21-31	64,952
9/15/97	Dallas	Dallas, 21-20	63,942
10/26/97	Philadelphia	Philadelphia, 12-13	67,106
11/2/98	Philadelphia	Dallas, 34-0	67,002
12/20/98	Dallas	Dallas, 13-9	62,722
10/10/99	Philadelphia	Philadelphia, 10-13	66,669
12/12/99	Dallas	Dallas, 20-10	64,086
9/3/00	Dallas	Philadelphia, 14-41	62,672
11/5/00	Philadelphia	Philadelphia, 13-16 (OT)	65,636
9/30/01	Philadelphia	Philadelphia, 18-40	66,621

Philadelphia Eagles, cont.

11/18/01	Dallas	Philadelphia, 3-36	63,204
9/22/02	Philadelphia	Philadelphia, 13-44	65,537
12/21/02	Dallas	Philadelphia, 3-27	63,209
10/12/03	Dallas	Dallas, 23-21	63,648
12/7/03	Philadelphia	Philadelphia, 10-36	69,773
11/15/04	Dallas	Philadelphia, 21-49	64,190
12/19/04	Philadelphia	Philadelphia, 7-12	67,723
10/9/05	Dallas	Dallas, 33-10	63,199
11/14/05	Philadelphia	Dallas, 21-20	67,739
11/8/06	Philadelphia	Philadelphia, 24-38	69,268
12/25/06	Dallas	Philadelphia, 7-23	62,839
11/4/07	Philadelphia	Dallas, 38-17	67,688
12/16/07	Dallas	Philadelphia, 6-10	63,777
9/15/08	Dallas	Dallas, 41-37	63,472
12/28/08	Philadelphia	Philadelphia, 6-44	69,144
11/8/09	Philadelphia	Dallas, 20-16	69,144
3/10	Dallas	Dallas, 24-0	100,621
1/9/10S	Dallas	Dallas, 34-14	92,951
12/12/10	Dallas	Philadelphia, 27-30	85,673
1/2/11	Philadelphia	Dallas, 14-13	69,144
10/30/11	Philadelphia	Philadelphia 7-34	69,144
12/24/11	Dallas	Philadelphia 7-20	84,432
11/11/12	Philadelphia	Dallas, 38-23	69,144
12/2/12	Dallas	Dallas, 38-33	81,851
10/20/13	Philadelphia	Dallas, 17-3	69,144
12/29/13	Dallas	Philadelphia, 22-24	91,166
11/27/14	Dallas	Philadelphia, 10-33	91,379
12/14/14	Philadelphia	Dallas, 38-27	69,596
9/20/15	Philadelphia	Dallas, 20-10	69,296
11/8/15	Dallas	Philadelphia, 27-33 (OT)	91,827
10/30/16	Dallas	Dallas, 29-23 (OT)	93,103
1/17/17	Philadelphia	Philadelphia, 13-27	69,596
11/19/17	Dallas	Philadelphia, 9-37	93,247
12/31/17	Philadelphia	Dallas, 6-0	69,596
Nov. 11	Philadelphia	7:20 p.m.	
Dec. 9	Dallas	3:25 p.m.	

\$NFC Wild Card Game

*NFC Divisional Playoffs

**NFC Championship Game

Pittsburgh Steelers
(Dallas Leads Series, 17-15)

Regular Season: 16-13 Postseason: 1-2

Date	Site	Winner-Score	Att.
9/24/60	Dallas	Pittsburgh, 28-35	30,000
9/27/61	Dallas	Dallas, 27-24	23,500
11/12/61	Pittsburgh	Pittsburgh, 7-37	17,519
9/23/62	Dallas	Pittsburgh, 28-30	19,478
10/21/62	Pittsburgh	Dallas, 42-27	23,106
10/27/63	Pittsburgh	Pittsburgh, 21-27	19,047
12/8/63	Dallas	Pittsburgh, 19-24	24,136
9/27/64	Pittsburgh	Pittsburgh, 17-23	35,594
12/13/64	Dallas	Dallas, 17-14	35,271
10/31/65	Pittsburgh	Pittsburgh, 13-22	37,804
11/14/65	Dallas	Dallas, 24-17	57,293
10/30/66	Dallas	Dallas, 52-21	58,453
11/20/66	Pittsburgh	Dallas, 20-7	42,185
10/22/67	Pittsburgh	Dallas, 24-21	39,641
12/8/68	Dallas	Dallas, 28-7	55,069
12/7/69	Pittsburgh	Dallas, 10-7	24,990
10/8/72	Dallas	Dallas, 17-13	65,682
1/18/76*	Miami	Pittsburgh, 17-21	80,187
11/20/77	Pittsburgh	Pittsburgh, 13-28	49,761
1/21/79**	Miami	Pittsburgh, 31-35	78,656
10/28/79	Pittsburgh	Pittsburgh, 3-14	50,199
9/13/82	Dallas	Pittsburgh, 28-36	63,431
10/13/85	Dallas	Dallas, 27-13	62,932
9/4/88	Pittsburgh	Pittsburgh, 21-24	56,813
11/28/91	Dallas	Dallas, 20-10	62,253
9/4/94	Pittsburgh	Dallas, 26-9	60,156
1/28/96S	Arizona	Dallas, 27-17	76,347
8/31/97	Pittsburgh	Dallas, 37-7	60,396
10/17/04	Dallas	Pittsburgh, 20-24	64,162
12/7/08	Pittsburgh	Pittsburgh, 13-20	60,594

12/16/12	Dallas	Dallas, 27-24 (OT)	95,595
11/13/16	Pittsburgh	Dallas, 35-30	67,737

*Super Bowl X, Jan. 18, 1976

**Super Bowl XIII, Jan. 21, 1979

\$Super Bowl XXX, Jan. 28, 1996

San Francisco 49ers
(Dallas Leads Series, 18-17-1)

Regular Season: 13-15-1 Postseason: 5-2

Date	Site	Winner-Score	Att.
11/20/60	Dallas	San Francisco, 14-26	10,000
11/10/63	San Francisco	San Francisco, 24-31	29,563
11/7/65	Dallas	Dallas, 39-31	33,677
12/16/67	San Francisco	San Francisco, 16-24	27,182
11/27/69	Dallas	Tie, 24-24	62,348
1/3/71**	San Francisco	Dallas, 17-10	59,625
1/2/72**	Dallas	Dallas, 14-3	66,311
11/23/72	Dallas	San Francisco, 10-31	65,124
12/23/72*	San Francisco	Dallas, 30-28	61,214
11/10/74	Dallas	Dallas, 20-14	50,018
12/12/77	San Francisco	Dallas, 42-35	55,848
9/9/79	San Francisco	Dallas, 21-13	56,728
10/12/80	Dallas	Dallas, 59-14	63,399
10/11/81	San Francisco	San Francisco, 14-45	57,574
1/10/82**	San Francisco	San Francisco, 27-28	60,525
12/19/83	San Francisco	San Francisco, 17-42	59,957
12/22/85	San Francisco	San Francisco, 16-31	60,114
10/15/89	Dallas	San Francisco, 14-31	61,077
11/11/90	Dallas	San Francisco, 6-24	62,966
1/17/93**	San Francisco	Dallas, 30-20	64,920
10/17/93	Dallas	Dallas, 26-17	65,099
1/23/94**	Dallas	Dallas, 38-21	64,902
11/13/94	San Francisco	San Francisco, 14-21	69,014
1/15/95**	San Francisco	San Francisco, 28-38	69,125
11/12/95	Dallas	San Francisco, 20-38	65,180
11/10/96	San Francisco	Dallas, 20-17 (OT)	68,919
11/2/97	San Francisco	San Francisco, 10-17	68,657
9/24/00	Dallas	San Francisco, 24-41	64,127
12/30/01	Dallas	Dallas, 27-21	64,366
12/8/02	Dallas	San Francisco, 27-31	64,097
9/25/05	San Francisco	Dallas, 34-31	68,247
11/23/08	Dallas	Dallas, 35-22	63,272
9/18/11	San Francisco	Dallas, 27-24 (OT)	69,732
9/7/14	Dallas	San Francisco, 17-28	91,174
10/2/16	San Francisco	Dallas, 27-17	70,128
10/22/17	San Francisco	Dallas, 40-10	70,133

*NFC Divisional Playoff Game

**NFC Championship Game

Seattle Seahawks
(Dallas Leads Series, 10-8)

Regular Season: 10-7 Postseason: 0-1

Date	Site	Winner-Score	Att.
10/3/76	Seattle	Dallas, 28-13	62,027
11/27/80	Dallas	Dallas, 51-7	57,540
12/4/83	Seattle	Dallas, 35-10	63,352
11/27/86	Dallas	Seattle, 14-31	58,023
10/11/92	Dallas	Dallas, 27-0	62,311
11/22/98	Dallas	Dallas, 30-22	64,142
12/16/01	Seattle	Seattle, 3-29	63,366
10/27/02	Dallas	Seattle, 14-17	63,854
12/6/04	Seattle	Dallas, 43-39	68,093
10/23/05	Seattle	Seattle, 10-13	67,046
1/6/07*	Seattle	Seattle, 20-21	68,058
11/27/08	Dallas	Dallas, 34-9	63,253
11/1/09	Dallas	Dallas, 38-17	80,886
11/6/11	Dallas	Dallas, 23-13	81,501
9/16/12	Seattle	Seattle, 7-27	98,008
10/12/14	Seattle	Dallas, 30-23	68,432
11/1/15	Dallas	Seattle, 12-13	91,486
12/24/17	Dallas	Seattle, 21-12	92,150

Sept. 23 Seattle
*NFC Wild Card Playoffs

3:25 pm.

Tampa Bay Buccaneers

(Dallas Leads Series, 14-4)

Regular Season: 12-4 Postseason: 2-0

Date	Site	Winner-Score	Att.
10/2/77	Dallas	Dallas, 23-7	55,316
9/21/80	Dallas	Dallas, 28-17	62,750
1/2/82*	Dallas	Dallas, 38-0	64,848
11/21/82	Dallas	Dallas, 14-9	49,578
1/9/83**	Dallas	Dallas, 30-17	65,042
10/9/83	Dallas	Dallas, 27-24 (OT)	63,308
10/7/90	Dallas	Dallas, 14-10	60,076
10/21/90	Tampa	Dallas, 17-13	68,315
12/3/00	Tampa	Tampa Bay, 7-27	65,621
9/9/01	Dallas	Tampa Bay, 6-10	61,521
10/26/03	Tampa	Tampa Bay, 0-16	65,602
11/23/06	Dallas	Dallas, 38-10	63,183
10/26/08	Dallas	Dallas, 13-9	63,254
9/13/09	Tampa	Dallas, 34-21	63,806
12/17/11	Tampa	Dallas, 31-15	65,162
9/23/12	Dallas	Dallas, 16-10	81,984
11/15/15	Tampa	Tampa Bay, 6-10	64,133
12/18/16	Dallas	Dallas, 26-20	93,101

Dec. 23 Dallas 12:00 p.m.

*NFC Divisional Playoff

**Super Bowl Tournament

Tennessee Titans

(Dallas Leads Series, 8-6)

Regular Season: 8-6

Date	Site	Winner-Score	Att.
12/20/70	Dallas	Dallas, 52-10	50,504
11/24/74	Houston	Dallas, 10-0	49,775
11/22/79	Dallas	Houston, 24-30	63,897
12/13/82	Houston	Dallas, 37-7	51,808
9/29/85	Houston	Dallas, 17-10	49,686
11/24/88	Dallas	Houston, 17-25	50,845
11/10/91	Houston	Houston, 23-26 (OT)	63,001
9/11/94	Dallas	Dallas, 20-17	64,402
11/27/97	Dallas	Tennessee, 14-27	63,421
12/25/00	Tennessee	Tennessee, 0-31	68,498
9/15/02	Dallas	Dallas, 21-13	62,527
10/1/06	Tennessee	Dallas, 45-14	69,143
10/10/10	Dallas	Tennessee, 27-34	90,616
9/14/14	Tennessee	Dallas, 26-10	69,143

Nov. 5 Dallas 7:15 p.m.

Washington Redskins

(Dallas Leads Series, 70-44-2)

Regular Season: 70-42-2 Postseason: 0-2

Date	Site	Winner-Score	Att.
10/9/60	Washington	Washington, 14-26	21,142
11/19/61	Dallas	Tie, 28-28	17,500
12/17/61	Washington	Washington, 24-34	21,451
9/16/62	Dallas	Tie, 35-35	15,730
11/4/62	Washington	Dallas, 38-10	49,888
9/29/63	Washington	Washington, 17-21	40,101
11/3/63	Dallas	Dallas, 35-20	18,838
9/20/64	Dallas	Dallas, 24-18	25,158
11/22/64	Washington	Washington, 16-28	49,219
9/26/65	Dallas	Dallas, 27-7	61,577
11/28/65	Washington	Washington, 31-34	50,205
11/13/66	Washington	Dallas, 31-30	50,927
12/11/66	Dallas	Washington, 31-34	64,198
10/8/67	Washington	Dallas, 17-14	50,566
11/19/67	Dallas	Washington, 20-27	75,538
11/17/68	Washington	Dallas, 29-20	66,076
11/28/68	Dallas	Dallas, 44-24	50,816
11/16/69	Washington	Dallas, 41-28	50,474
12/21/69	Dallas	Dallas, 20-10	56,924
11/22/70	Washington	Dallas, 45-21	50,415
12/6/70	Dallas	Dallas, 34-0	57,936

10/3/71	Dallas	Washington, 16-20	72,000
11/21/71	Washington	Dallas, 13-0	53,041
10/22/72	Washington	Washington, 20-24	53,039
12/9/72	Dallas	Dallas, 34-24	65,136
12/31/72*	Washington	Washington, 3-26	53,129
10/8/73	Washington	Washington, 7-14	54,314
12/9/73	Dallas	Dallas, 27-7	64,458
11/17/74	Washington	Washington, 21-28	54,395
11/28/74	Dallas	Dallas, 24-23	63,243
11/2/75	Washington	Washington, 24-30 (OT)	55,004
12/13/75	Dallas	Dallas, 31-10	61,091
10/31/76	Washington	Dallas, 20-7	55,004
12/12/76	Dallas	Washington, 14-27	59,916
10/16/77	Dallas	Dallas, 34-16	62,115
11/27/77	Washington	Dallas, 14-7	55,031
10/2/78	Washington	Washington, 5-9	55,031
11/23/78	Dallas	Dallas, 37-10	64,905
11/18/79	Washington	Washington, 20-34	55,031
12/16/79	Dallas	Dallas, 35-34	62,867
9/8/80	Washington	Dallas, 17-3	55,045
11/23/80	Dallas	Dallas, 14-10	58,809
9/6/81	Washington	Dallas, 26-10	55,045
11/22/81	Dallas	Dallas, 24-10	64,583
12/5/82	Washington	Dallas, 24-10	54,633
1/22/83*	Washington	Washington, 17-31	55,045
9/5/83	Washington	Dallas, 31-30	55,045
12/11/83	Dallas	Washington, 10-31	65,074
10/14/84	Washington	Washington, 14-34	55,431
12/9/84	Dallas	Washington, 28-30	64,286
9/9/85	Dallas	Dallas, 44-14	62,292
11/10/85	Washington	Dallas, 13-7	55,750
10/12/86	Dallas	Dallas, 30-6	63,264
11/23/86	Washington	Washington, 14-41	55,642
10/19/87	Dallas	Washington, 7-13	60,415
12/13/87	Washington	Washington, 20-24	54,882
10/9/88	Dallas	Washington, 17-35	63,235
12/11/88	Washington	Dallas, 24-17	51,526
9/24/89	Dallas	Washington, 7-30	63,200
11/5/89	Washington	Dallas, 13-3	53,187
9/23/90	Washington	Washington, 15-19	53,804
11/22/90	Dallas	Dallas, 27-17	60,355
9/9/91	Dallas	Washington, 31-33	63,025
11/24/91	Washington	Dallas, 24-21	55,561
9/7/92	Dallas	Dallas, 23-10	63,538
12/13/92	Washington	Washington, 17-20	56,437
9/6/93	Washington	Washington, 16-35	53,345
12/26/93	Dallas	Dallas, 38-3	64,497
10/2/94	Washington	Dallas, 34-7	55,394
11/20/94	Dallas	Dallas, 31-7	64,644
10/1/95	Washington	Washington, 23-27	55,489
12/3/95	Dallas	Washington, 17-24	64,866
11/28/96	Dallas	Dallas, 21-10	64,955
12/22/96	Washington	Washington, 10-37	56,454
10/13/97	Washington	Washington, 16-21	76,159
11/16/97	Dallas	Dallas, 17-14	64,559
10/4/98	Washington	Dallas, 31-10	72,284
12/27/98	Dallas	Dallas, 23-7	63,565
9/12/99	Washington	Dallas, 41-35 (OT)	79,237
10/24/99	Dallas	Dallas, 38-20	64,377
9/18/00	Washington	Dallas, 27-21	84,431
12/10/00	Dallas	Dallas, 32-13	63,467
10/15/01	Dallas	Dallas, 9-7	63,941
12/2/01	Washington	Dallas, 20-14	85,112
11/28/02	Dallas	Dallas, 27-20	63,606
12/29/02	Washington	Washington, 14-20	84,142
11/2/03	Dallas	Dallas, 21-14	64,002
12/14/03	Washington	Dallas, 27-0	70,284
9/27/04	Washington	Dallas, 21-18	90,367
12/26/04	Dallas	Dallas, 13-10	63,705
9/19/05	Dallas	Washington, 13-14	65,207
12/18/05	Washington	Washington, 7-35	90,588
9/17/06	Dallas	Dallas, 27-10	63,153
11/5/06	Washington	Washington, 19-22	90,250
11/18/07	Dallas	Dallas, 28-23	63,706
12/30/07	Washington	Washington, 6-27	90,910
9/28/08	Dallas	Washington, 24-26	63,462
11/16/08	Washington	Dallas, 14-10	90,830

Washington Redskins, cont.

11/22/09	Dallas	Dallas, 7-6	85,277
12/27/09	Washington	Dallas, 17-0	88,221
9/12/10	Washington	Washington, 7-13	90,670
12/19/10	Dallas	Dallas, 33-30	86,904
9/26/11	Dallas	Dallas, 18-16	91,017
11/20/11	Washington	Dallas, 27-24 (OT)	80,122
11/22/12	Dallas	Washington, 31-38	90,166
12/30/12	Washington	Washington, 18-28	82,845
10/13/13	Dallas	Dallas, 31-16	90,239
12/22/13	Washington	Dallas, 24-23	80,411

10/27/14	Dallas	Washington, 17-20 (OT)	87,055
12/28/14	Washington	Dallas, 44-17	80,897
12/7/15	Washington	Dallas, 19-16	80,444
1/3/16	Dallas	Washington, 23-34	90,127
9/18/16	Washington	Dallas, 27-23	80,612
11/24/16	Dallas	Dallas, 31-26	93,099
10/29/17	Washington	Dallas, 33-19	78,428
11/30/17	Dallas	Dallas 38-14	91,712
Oct. 21	Washington		3:25 p.m.
Nov. 22	Dallas		3:30 p.m.

*NFC Championship Game

Cowboys Attendance Records

The Cowboys played in the Cotton Bowl (capacity 72,132 in 1970) from 1960 until Texas Stadium was opened on Oct. 24, 1971 against New England. In 1985 seats were removed from Texas Stadium to make room for 118 Crown Suites. The last game the Cowboys played at Texas Stadium was against the Baltimore Ravens on Dec. 20, 2008. Dallas opened AT&T Stadium on Sept. 20, 2009 against the N.Y. Giants and hosted 105,121 fans - the most to see an NFL regular season game in league history.

TOTAL ATTENDANCE

Year	Home Games (No.)	Avg.	Percent Change	Road Games (No.)	Pre-Season Games (No.)	Post-Season Games (No.)	Grand Total
1960—	128,500 (6)	21,417	—	214,820 (6)	120,284 (6)	—	463,604
1961—	172,000 (7)	24,571	+33.9%	251,443 (7)	97,584 (5)	—	521,027
1962—	152,446 (7)	21,778	-11.4%	278,807 (7)	178,683 (5)	—	609,936
1963—	188,727 (7)	26,961	+23.8%	280,062 (7)	214,290 (5)	—	683,079
1964—	268,661 (7)	38,380	+42.3%	356,339 (7)	207,751 (5)	—	832,751
1965—	388,912 (7)	55,559	+44.8%	366,390 (7)	199,395 (5)	65,569 (1)	1,020,266
1966—	473,373 (7)	67,625	+21.7%	408,899 (7)	238,186 (5)	75,504 (1)	1,195,952
1967—	460,476 (7)	65,782	- 2.7%	402,843 (7)	278,511 (5)	121,647 (2)	1,263,477
1968—	470,110 (7)	67,158	+ 2.1%	401,626 (7)	300,909 (6)	104,458 (2)	1,277,103
1969—	443,352 (7)	63,336	- 5.7%	434,477 (7)	384,095 (6)	100,472 (2)	1,362,396
1970—	411,531 (7)	58,790	- 7.2%	398,377 (7)	347,327 (6)	212,847 (3)	1,370,082
1971—	466,220 (7)	66,603	+13.3%	416,043 (7)	375,250 (6)	195,716 (3)	1,454,229
1972—	446,990 (7)	63,856	- 4.1%	391,852 (7)	474,273 (7)	114,343 (2)	1,427,458
1973—	433,030 (7)	61,861	- 3.1%	423,177 (7)	355,994 (6)	128,815 (2)	1,341,016
1974—	373,435 (7)	53,348	-13.8%	378,233 (7)	284,620 (6)	—	1,036,288
1975—	402,294 (7)	57,471	+ 7.7%	404,073 (7)	273,567 (6)	211,095 (3)	1,291,029
1976—	412,698 (7)	58,957	+ 2.6%	414,867 (7)	320,564 (6)	62,436 (1)	1,210,565
1977—	432,885 (7)	61,840	+ 5.0%	398,486 (7)	329,549 (6)	201,288 (3)	1,362,208
1978—	498,865 (8)	62,358	+ 0.9%	484,905 (8)	260,344 (4)	206,464 (3)	1,450,578
1979—	508,965 (8)	63,621	+ 0.2%	488,432 (8)	268,989 (5)	64,792 (1)	1,331,178
1980—	477,378 (8)	59,672	- 6.2%	492,828 (8)	244,612 (4)	195,251 (3)	1,410,069
1981—	511,541 (8)	63,943	+ 7.2%	502,392 (8)	243,849 (4)	125,373 (2)	1,383,155
1982—	269,981 (5)	53,996	-15.6%	217,153 (4)	208,057 (4)	184,059 (3)	879,250
1983—	505,793 (8)	63,224	+17.1%	481,230 (8)	217,621 (4)	43,521 (1)	1,248,165
1984—	479,733 (8)	59,967	- 5.2%	523,951 (8)	203,646 (4)	—	1,207,330
1985—	478,958 (8)	59,870	- 0.2%	489,913 (8)	193,795 (4)	66,351 (1)	1,229,017
1986—	469,806 (8)	58,726	- 1.9%	518,627 (8)	299,134 (5)	—	1,287,567
1987—	344,406 (7)	49,201	-16.2%	416,141 (8)	199,327 (4)	—	959,874
1988—	393,129 (8)	49,141	- 0.1%	528,529 (8)	177,080 (4)	—	1,098,738
1989—	418,346 (8)	52,293	+ 6.4%	490,586 (8)	215,219 (4)	—	1,124,151
1990—	475,432 (8)	59,429	+13.7%	483,944 (8)	173,716 (4)	—	1,133,092
1991—	501,901 (8)	62,738	+ 5.6%	537,101 (8)	219,022 (4)	140,884 (2)	1,398,908
1992—	506,758 (8)	63,345	+ 1.0%	580,181 (8)	284,898 (5)	227,015 (3)	1,598,852
1993—	510,068 (8)	63,759	+ 0.7%	533,380 (8)	283,409 (5)	202,509 (3)	1,529,366
1994—	516,628 (8)	64,579	+ 1.3%	512,896 (8)	354,574 (5)	133,870 (2)	1,517,968
1995—	518,167 (8)	64,771	+ 0.3%	518,468 (8)	305,545 (5)	205,853 (3)	1,548,033
1996—	513,794 (8)	64,224	- 0.8%	556,875 (8)	264,937 (5)	137,490 (2)	1,473,096
1997—	511,767 (8)	63,971	- 0.4%	541,187 (8)	240,871 (4)	—	1,293,825
1998—	510,438 (8)	63,805	- 0.3%	564,224 (8)	354,816 (5)	62,969 (1)	1,492,447
1999—	513,295 (8)	64,162	+ 0.6%	523,375 (8)	232,646 (5)	64,056 (1)	1,333,372
2000—	504,360 (8)	63,045	- 1.7%	571,110 (8)	289,340 (5)	—	1,364,810
2001—	505,501 (8)	63,187	+ 0.1%	550,712 (8)	261,647 (5)	—	1,317,860
2002—	504,717 (8)	63,089	- 0.1%	542,694 (8)	246,211 (4)	—	1,293,622
2003—	511,244 (8)	63,903	+1.3%	560,476 (8)	195,073 (4)	73,014 (1)	1,339,787
2004—	510,892 (8)	63,861	0.0%	575,112 (8)	225,759 (4)	—	1,311,763
2005—	505,258 (8)	63,157	-1.1%	575,780 (8)	193,687 (4)	—	1,274,725
2006—	506,308 (8)	63,289	+1.0%	583,201 (8)	203,543 (4)	68,058 (1)	1,361,110

Total Attendance, cont.							
2007—	508,278 (8)	63,535	+0.5%	579,470 (8)	254,659 (4)	63,660 (1)	1,542,055
2008—	506,944 (8)	63,368	-0.3%	569,943 (8)	257,471 (4)	—	1,468,989
2009—	718,055 (8)	89,757	+41.6%	589,176 (8)	243,390 (4)	156,498 (2)	1,707,119
2010—	696,377 (8)	87,047	-3.0%	581,596 (8)	301,548 (5)	—	1,579,521
2011—	680,685 (8)	85,086	-2.3%	574,875 (8)	251,237 (4)	—	1,506,797
2012—	708,273 (8)	88,535	+1.7%	582,079 (8)	252,493 (4)	—	1,542,848
2013—	704,345 (8)	88,043	-0.6%	575,233 (8)	278,307 (4)	—	1,557,885
2014—	720,558 (8)	90,070	+2.3%	572,488 (8)	268,397 (4)	171,114 (2)	1,732,557
2015—	731,672 (8)	91,459	+1.5%	580,857(8)	299,834 (4)	—	1,612,363
2016—	740,318 (8)	92,540	+1.2%	581,719 (8)	321,523 (4)	93,396 (1)	1,736,956
2017—	741,775 (8)	92,722	+0.2%	567,436 (8)	263,000 (4)	—	1,572,211
Total—	27,965,853(441)	63,415	-	27,921,089(441)	15,034,058 (274)	4,186,991 (64)	75,472,006

LARGEST CROWDS

Home	
Regular Season	
105,121	vs. N.Y. Giants, Sept. 20, 2009 (NFL record)
^80,259	vs. Cleveland, Nov. 24, 1966
*66,689	vs. N.Y. Jets, Dec. 4, 1971
†65,207	vs. Washington, Sept. 19, 2005
Postseason	
93,396	vs. Green Bay, Jan. 15, 2017
^75,504	vs. Green Bay, Jan. 1, 1967
*66,311	vs. San Francisco, Jan. 2, 1972
†65,135	vs. Green Bay, Jan. 14, 1996
Preseason	
^78,807	vs. Green Bay, Aug. 28, 1967
75,720	vs. Tennessee, Aug. 21, 2009
*65,405	vs. Houston, Aug. 5, 1972
†63,923	vs. Denver, Aug. 21, 1994

^Cotton Bowl record

*Texas Stadium record

†Texas Stadium record after 1985 improvements

AWAY	
Regular Season	
91,505	@ L.A. Raiders, Oct. 25, 1992
90,830	@ Washington, Nov. 16, 2008
90,670	@ Washington, Sept. 12, 2010
Postseason	
84,483	@ L.A. Rams, Jan. 4, 1976
Preseason	
87,381	@ L.A. Rams, Aug. 8, 1969
NEUTRAL	
Postseason	
98,374	vs. Buffalo @ Pasadena, Jan. 31, 1993
Preseason	
112,376	vs. Houston @ Mexico City, Aug. 15, 1994
106,424	vs. N. Eng. @ Mexico City, Aug. 17, 1998

SMALLEST CROWDS

Home	
†10,000	vs. San Francisco, Nov. 20, 1960
12,692	vs. Chicago, Nov. 18, 1962
AWAY	
4,954	vs. Minnesota, Aug. 5, 1961 in Sioux Falls, S.D.
12,370	@ N.Y. Jets, Oct. 4, 1987

† Estimated; no turnstiles in Cotton Bowl in 1960 and 1961

SELLOUT STREAK

Longest home sellout streak – 228 straight games (began 9/9/91 vs. Washington, still active) regular season and playoffs
Last home non-sellout (regular season and playoffs) – 12/16/90 vs. Phoenix (128 straight)
Longest road sellout streak – 128 straight games (began 11/3/02 @ Detroit) regular season and playoffs
Last road non-sellout (regular season and playoffs) – 10/20/02 @ Arizona (29 straight)
Longest sellout streak (home and away – regular season and playoffs) – 257 straight games (began 10/27/02 vs. Seattle, still active)
Last non-sellout (regular season and playoffs) – 10/20/02 @ Arizona (58 straight)



Thanksgiving Day Games

(30-19-1)

Since 1966, the Cowboys have been a fixture on Thanksgiving Day, having hosted the annual contest for 50 of the last 52 years. In 1975 and 1977, the St. Louis Cardinals played host to the game in place of Dallas. In 1978, the game returned to Dallas for good. The Cowboys have posted a 30-19-1 record in the holiday classic and a 32-18 mark the following week. Here are the Cowboys annual Thanksgiving Day results:

Date	Result	Win/Loss	TV
11/24/66	DALLAS 26, Cleveland 14	Win	CBS
11/23/67	DALLAS 46, St. Louis 21	Win	CBS
11/28/68	DALLAS 29, Washington 20	Win	CBS
11/27/69	DALLAS 24, San Francisco 24	Tie	CBS
11/26/70	DALLAS 16, Green Bay 3	Win	CBS
11/25/71	DALLAS 28, Los Angeles 21	Win	CBS
11/23/72	San Francisco 31, DALLAS 10	Loss	CBS
11/22/73	Miami 14, DALLAS 7	Loss	NBC
11/28/74	DALLAS 24, Washington 23	Win	CBS
11/25/76	DALLAS 19, St. Louis 14	Win	CBS
11/23/78	DALLAS 37, Washington 10	Win	CBS
11/22/79	Houston 30, DALLAS 24	Loss	NBC
11/27/80	DALLAS 51, Seattle 7	Win	NBC
11/26/81	DALLAS 10, Chicago 9	Win	CBS
11/25/82	DALLAS 31, Cleveland 14	Win	NBC
11/24/83	DALLAS 35, St. Louis 17	Win	CBS
11/22/84	DALLAS 20, New England 17	Win	NBC
11/28/85	DALLAS 35, St. Louis 17	Win	CBS
11/27/86	Seattle 31, DALLAS 14	Loss	NBC
11/26/87	Minnesota 44, DALLAS 38 (OT)	Loss	CBS
11/24/88	Houston 25, DALLAS 17	Loss	NBC
11/23/89	Philadelphia 27, DALLAS 0	Loss	CBS
11/22/90	DALLAS 27, Washington 17	Win	CBS
11/28/91	DALLAS 20, Pittsburgh 10	Win	NBC
11/26/92	DALLAS 30, N.Y. Giants 3	Win	CBS

Date	Result	Win/Loss	TV
11/25/93	Miami 16, DALLAS 14	Loss	NBC
11/24/94	DALLAS 42, Green Bay 31	Win	FOX
11/23/95	DALLAS 24, Kansas City 12	Win	NBC
11/28/96	DALLAS 21, Washington 10	Win	FOX
11/27/97	Tennessee 27, DALLAS 14	Loss	NBC
11/26/98	Minnesota 46, DALLAS 36	Loss	FOX
11/25/99	DALLAS 20, Miami 0	Win	CBS
11/23/00	Minnesota 27, DALLAS 15	Loss	FOX
11/22/01	Denver 26, DALLAS 24	Loss	CBS
11/28/02	DALLAS 27, Washington 20	Win	FOX
11/27/03	Miami 40, DALLAS 12	Loss	CBS
11/25/04	DALLAS 21, Chicago 7	Win	FOX
11/24/05	Denver 24, DALLAS 21 (OT)	Loss	CBS
11/23/06	DALLAS 38, Tampa Bay 10	Win	FOX
11/22/07	DALLAS 34, N.Y. Jets 3	Win	CBS
11/27/08	DALLAS 34, Seattle 9	Win	FOX
11/26/09	DALLAS 24, Oakland 7	Win	CBS
11/25/10	New Orleans 30, DALLAS 27	Loss	FOX
11/24/11	DALLAS 20, Miami 19	Win	CBS
11/22/12	Washington 38, DALLAS 31	Loss	FOX
11/28/13	DALLAS 31, Oakland 24	Win	CBS
11/27/14	Philadelphia 33, DALLAS 10	Loss	FOX
11/26/15	Carolina 33, DALLAS 14	Loss	CBS
11/24/16	DALLAS 31, Washington 26	Win	FOX
11/23/17	L.A. Chargers 28, DALLAS 6	Loss	CBS

Sunday Night Games (32-31)

Date	Result	Win/Loss	TV
10/14/79	DALLAS 30, Los Angeles 6	Win	ABC
10/26/80	DALLAS 42, San Diego 31	Win	ABC
10/18/81	DALLAS 29, Los Angeles 17	Win	ABC
10/23/83	L.A. Raiders 40, DALLAS 38	Loss	ABC
10/21/84	DALLAS 30, New Orleans 27 (OT)	Win	ABC
10/6/85	Dallas 30, N.Y. GIANTS 29	Win	ABC
12/7/86	L.A. RAMS 29, Dallas 10	Loss	ABC
11/22/87	Miami 20, DALLAS 14	Loss	ESPN
11/13/88	Minnesota 43, DALLAS 3	Loss	ESPN
11/5/89	Dallas 13, Washington 3	Win	ESPN
11/11/90	San Francisco 24, DALLAS 6	Loss	ESPN
9/22/91	Dallas 17, PHOENIX 9	Win	TNT
10/19/93	Dallas 17, PHOENIX 10	Win	TNT
9/17/95	Dallas 23, MINNESOTA 17 (OT)	Win	TNT
9/7/97	ARIZONA 25, Dallas 22 (OT)	Loss	TNT
12/27/98	DALLAS 23, Washington 7	Win	ESPN
12/5/99	NEW ENGLAND 13, Dallas 6	Loss	ESPN
9/10/00	ARIZONA 32, Dallas 31	Loss	ESPN
12/17/00	N.Y. Giants 17, DALLAS 13	Loss	ESPN
9/30/01	PHILADELPHIA 40, Dallas 18	Loss	ESPN
9/8/02	HOUSTON 19, Dallas 10	Loss	ESPN
11/16/03	NEW ENGLAND 12, Dallas 0	Loss	ESPN
1/2/05	N.Y. GIANTS 28, Dallas 24	Loss	ESPN
1/1/06	St. Louis 20, DALLAS 10	Loss	ESPN
9/17/06	DALLAS 27, Washington 10	Win	NBC
10/29/06	Dallas 35, CAROLINA 14	Win	NBC
12/10/06	New Orleans 42, DALLAS 17	Loss	NBC
9/9/07	DALLAS 45, N.Y. Giants 35	Win	NBC
9/23/07	Dallas 34, CHICAGO 10	Win	NBC
11/4/07	Dallas 38, PHILADELPHIA 17	Win	NBC
9/21/08	Dallas 27, GREEN BAY 16	Win	NBC
11/16/08	Dallas 14, WASHINGTON 10	Win	NBC

Date	Result	Win/Loss	TV
12/14/08	DALLAS 20, N.Y. Giants 8	Win	NBC
9/20/09	N.Y. Giants 33, DALLAS 31	Loss	NBC
11/8/09	Dallas 20, PHILADELPHIA 16	Win	NBC
12/27/09	Dallas 17, WASHINGTON 0	Win	NBC
9/12/10	WASHINGTON 13, Dallas 7	Loss	NBC
11/7/10	GREEN BAY 45, Dallas 7	Loss	NBC
12/12/10	Philadelphia 30, DALLAS 27	Loss	NBC
9/11/11	NEW YORK JETS 27, Dallas 24	Loss	NBC
10/30/11	PHILADELPHIA 34, Dallas 7	Loss	NBC
12/11/11	New York Giants 37, DALLAS 34	Loss	NBC
1/1/12	NEW YORK GIANTS 31, Dallas 14	Loss	NBC
11/4/12	ATLANTA 19, Dallas 13	Loss	NBC
12/2/12	DALLAS 38, Philadelphia 33	Win	NBC
12/30/12	WASHINGTON 28, Dallas 18	Loss	NBC
9/8/13	DALLAS 36, N.Y. Giants 31	Win	NBC
10/13/13	DALLAS 31, Washington 16	Win	NBC
11/10/13	NEW ORLEANS 49, Dallas 17	Loss	NBC
12/29/13	Philadelphia 24, DALLAS 22	Loss	NBC
9/28/14	DALLAS 38, New Orleans 17	Win	NBC
11/23/14	Dallas 31, N.Y. GIANTS 28	Win	NBC
12/14/14	Dallas 38, PHILADELPHIA 27	Win	NBC
9/13/15	DALLAS 27, N.Y. Giants 26	Win	NBC
10/4/15	NEW ORLEANS 26, Dallas 20 (OT)	Loss	NBC
11/10/15	Philadelphia 33, DALLAS 27 (OT)	Loss	NBC
9/25/16	DALLAS 31, Chicago 17	Win	NBC
10/30/16	DALLAS 29, Philadelphia 23	Win	NBC
12/11/16	NEW YORK GIANTS 10, Dallas 7	Loss	NBC
12/18/16	DALLAS 26, Tampa Bay 20	Win	NBC
9/10/17	DALLAS 19, N.Y. Giants 3	Win	NBC
11/19/17	Philadelphia 37, DALLAS 9	Loss	NBC
12/17/17	DALLAS 20, Oakland 17	Win	NBC

Christmas Day Games (1-3)

Date	Result	Win/Loss	TV
12/25/95	Dallas 37, ARIZONA 13	Win	ABC
12/25/00	TENNESSEE 31, Dallas 0	Loss	ABC
12/25/06	Philadelphia 23, DALLAS 7	Loss	NBC
12/25/10	ARIZONA 27, Dallas 26	Loss	NFLN

Postseason (1-0)

12/25/71	Dallas 20, MINNESOTA 12	Win	
----------	-------------------------	-----	--

New Year's Day Games (0-2)

Date	Result	Win/Loss	TV
1/1/06	St. Louis 20, DALLAS 10	Loss	ESPN
1/1/17	PHILADELPHIA 27, Dallas 13	Loss	FOX

Postseason (1-1)

1/1/67	Green Bay 34, DALLAS 27	Loss	CBS
1/1/78	Dallas 23, MINNESOTA 6	Win	CBS

Wednesday Games (1-0)

Date	Result	Win/Loss	TV
9/5/12	Dallas 27, N.Y. GIANTS 14	Win	NBC

Thursday Games (4-1)

Date	Result	Win/Loss	TV
10/26/78	Minnesota 21, DALLAS 10	Loss	ABC
11/29/07	DALLAS 37, Green Bay 27	Win	NFLN
12/4/14	Dallas 41, CHICAGO 28	Win	NFLN
12/1/16	Dallas 17, MINNESOTA 15	Win	NFLN/NBC
11/30/17	DALLAS 38, Washington 14	Win	NBC/Amazon

Friday Games (0-2)

Date	Result	Win/Loss	TV
9/30/60	Philadelphia 27, DALLAS 25	Loss	
12/24/99	NEW ORLEANS 31, Dallas 24	Loss	FOX

Saturday Games (15-14)

Date	Result	Win/Loss	TV
9/24/60	Pittsburgh 35, DALLAS 28	Loss	
9/14/63	St. Louis 34, DALLAS 7	Loss	
9/12/64	St. Louis 16, DALLAS 6	Loss	
12/11/65	DALLAS 27, St. Louis 13	Win	CBS
12/16/67	SAN FRANCISCO 24, Dallas 16	Loss	CBS
12/13/69	DALLAS 27, Baltimore 10	Win	CBS
12/12/70	Dallas 6, CLEVELAND 2	Win	CBS
12/4/71	DALLAS 52, N.Y. Jets 10	Win	NBC
12/18/71	DALLAS 31, St. Louis 12	Win	CBS
12/9/72	DALLAS 34, Washington 24	Win	CBS
12/7/74	DALLAS 41, Cleveland 17	Win	NBC
12/14/74	OAKLAND 27, Dallas 23	Loss	ABC
12/13/75	DALLAS 31, Washington 10	Win	CBS
12/8/79	Dallas 24, PHILADELPHIA 17	Win	CBS
12/19/81	N.Y. GIANTS 13, Dallas 10 (OT)	Loss	CBS
12/16/89	N.Y. GIANTS 15, Dallas 0	Loss	CBS
12/18/93	Dallas 28, N.Y. Jets 7	Win	CBS
12/10/94	Cleveland 19, DALLAS 14	Loss	NBC
12/24/94	N.Y. GIANTS 15, Dallas 10	Loss	FOX
12/21/02	Philadelphia 27, DALLAS 3	Loss	ESPN
12/24/05	Dallas 24, CAROLINA 20	Win	FOX

Date	Result	Win/Loss	TV
12/16/06	Dallas 38, ATLANTA 28	Win	NFLN
12/22/07	Dallas 20, Carolina 13	Win	NFLN
12/20/08	Baltimore 33, DALLAS 24	Loss	NFLN
12/19/09	Dallas 24, NEW ORLEANS 17	Win	NFLN
12/25/10	ARIZONA 27, Dallas 26	Loss	NFLN
12/17/11	Dallas 31, TAMPA BAY 15	Win	NFLN
12/24/11	Philadelphia 20, DALLAS 7	Loss	FOX
12/11/15	N.Y. Jets 19, DALLAS 16	Loss	NFLN

Postseason (6-6)

12/21/68	CLEVELAND 31, Dallas 20	Loss	CBS
12/26/70	DALLAS 5, Detroit 0	Win	CBS
12/25/71	Dallas 20, MINNESOTA 12	Win	CBS
12/23/72	Dallas 30, SAN FRANCISCO 28	Win	CBS
12/30/78	DALLAS 27, Atlanta 20	Win	CBS
1/2/82	DALLAS 38, Tampa Bay 0	Win	CBS
1/22/83	WASHINGTON 31, Dallas 17	Loss	CBS
1/4/86	L.A. RAMS 20, Dallas 0	Loss	CBS
12/28/96	DALLAS 40, Minnesota 15	Win	ABC
1/2/99	Arizona 20, DALLAS 7	Loss	ABC
1/3/04	CAROLINA 29, Dallas 10	Loss	ABC
1/6/07	SEATTLE 21, Dallas 20	Loss	NBC

Monday Night Games (1-2)

Date	Result	Win/Loss	TV
10/4/65	ST. LOUIS 20, Dallas 13	Loss	
10/28/68	Green Bay 28, DALLAS 17	Loss	CBS
10/27/69	DALLAS 25, New York 3	Win	CBS

(prior to the 1970 creation of ABC MNF)

Date	Result	Win/Loss	TV
12/26/77	DALLAS 37, Chicago 7	Win	CBS
12/26/83	L.A. Rams 24, DALLAS 17	Loss	CBS

Postseason (1-1)

12/26/77	DALLAS 37, Chicago 7	Win	CBS
12/26/83	L.A. Rams 24, DALLAS 17	Loss	CBS



Monday Night Football (46-33)

The Cowboys hold a 46-33 Monday Night Football record and will be making their 80th appearance on Monday Night Football during the 2018 season against Tennessee on Nov. 5. The majority of the Cowboys MNF games were played on ABC Monday Night Football from 1970-2005 when they appeared on the prime time telecast 67 times posting a 39-28 record including a 17-11 record at home and a 22-17 mark on the road. Only Miami, with 82 games, has appeared on MNF more. The 46 MNF wins by the Cowboys are second in league history behind San Francisco's 48. ESPN landed the telecast in 2006, and since then, the Cowboys have appeared 12 times on MNF with a 7-5 record. The week after playing on MNF, the Cowboys are 32-34 (five times the Cowboys final game of the season was on a Monday night and seven times they followed with a bye). Below are the Cowboys Monday Night Football results:

Date	Result	Win/Loss
11/16/70	St. Louis 38, DALLAS 0.....	Loss
10/11/71	DALLAS 20, N.Y. Giants 13.....	Win
10/30/72	DALLAS 28, Detroit 24.....	Win
9/24/73	DALLAS 40, New Orleans 3.....	Win
10/8/73	WASHINGTON 14, Dallas 7.....	Loss
9/23/74	PHILADELPHIA 13, Dallas 10.....	Loss
10/6/75	Dallas 36, DETROIT 10.....	Win
11/10/75	Kansas City 34, DALLAS 31.....	Loss
11/15/76	DALLAS 17, Buffalo 10.....	Win
11/14/77	St. Louis 24, DALLAS 17.....	Loss
12/12/77	Dallas 42, SAN FRANCISCO 35.....	Win
9/4/78	DALLAS 38, Baltimore 0.....	Win
10/2/78	WASHINGTON 9, Dallas 5.....	Loss
9/24/79	CLEVELAND 26, Dallas 7.....	Loss
11/12/79	Philadelphia 31, DALLAS 21.....	Loss
9/8/80	Dallas 17, WASHINGTON 3.....	Win
12/15/80	LOS ANGELES 38, Dallas 14.....	Loss
9/21/81	Dallas 35, NEW ENGLAND 21.....	Win
11/9/81	DALLAS 27, Buffalo 14.....	Win
9/13/82	Pittsburgh 36, DALLAS 28.....	Loss
12/13/82	Dallas 37, HOUSTON 7.....	Win
1/3/83	MINNESOTA 31, Dallas 27.....	Loss
5/5/83	Dallas 31, WASHINGTON 30.....	Win
12/19/83	SAN FRANCISCO 42, Dallas 17.....	Loss
9/3/84	Dallas 20, L.A. Rams 13.....	Win
12/17/84	MIAMI 28, Dallas 21.....	Loss
9/9/85	DALLAS 44, Washington 14.....	Win
11/4/85	ST. LOUIS 21, Dallas 10.....	Loss
9/8/86	DALLAS 31, N.Y. Giants 28.....	Win
9/29/86	Dallas 31, ST. LOUIS 7.....	Win
10/19/87	Washington 13, DALLAS 7.....	Loss
11/2/87	DALLAS 33, N.Y. Giants 24.....	Win
12/21/87	Dallas 29, L.A. RAMS 21.....	Win
9/12/88	Dallas 17, PHOENIX 14.....	Win
10/3/88	NEW ORLEANS 20, Dallas 17.....	Loss
9/9/91	Washington 33, DALLAS 31.....	Loss
9/7/92	DALLAS 23, Washington 10.....	Win
10/5/92	PHILADELPHIA 31, Dallas 7.....	Loss
12/21/92	Dallas 41, ATLANTA 17.....	Win
9/6/93	WASHINGTON 35, Dallas 16.....	Loss

Date	Result	Win/Loss
12/6/93	DALLAS 23, Philadelphia 17.....	Win
9/19/94	Detroit 20, DALLAS 17 (OT).....	Loss
11/7/94	DALLAS 38, N.Y. Giants 10.....	Win
12/19/94	Dallas 24, NEW ORLEANS 16.....	Win
9/4/95	Dallas 35, N.Y. GIANTS 0.....	Win
11/6/95	DALLAS 34, Philadelphia 12.....	Win
12/25/95	Dallas 37, ARIZONA 13.....	Win
9/2/96	CHICAGO 22, Dallas 6.....	Loss
9/30/96	Dallas 23, PHILADELPHIA 19.....	Win
11/18/96	DALLAS 21, Green Bay 6.....	Win
9/15/97	DALLAS 21, Philadelphia 20.....	Win
10/13/97	WASHINGTON 21, Dallas 16.....	Loss
12/8/97	Carolina 23, DALLAS 13.....	Loss
9/21/98	Dallas 31, N.Y. GIANTS 7.....	Win
11/2/98	Dallas 34, PHILADELPHIA 0.....	Win
9/20/99	DALLAS 24, Atlanta 7.....	Win
10/18/99	N.Y. GIANTS 13, Dallas 10.....	Loss
11/8/99	MINNESOTA 27, Dallas 17.....	Loss
10/18/00	Dallas 27, WASHINGTON 21.....	Win
12/25/00	TENNESSEE 31, Dallas 0.....	Loss
10/15/01	DALLAS 9, Washington 7.....	Win
9/15/03	Dallas 35, N.Y. Giants 32 (OT).....	Win
9/27/04	Dallas 21, WASHINGTON 18.....	Win
11/15/04	Philadelphia 49, DALLAS 21.....	Loss
12/6/04	Dallas 43, SEATTLE 39.....	Win
9/19/05	Washington 14, DALLAS 13.....	Loss
11/14/05	Dallas 21, PHILADELPHIA 20.....	Win
10/23/06	N.Y. Giants 36, DALLAS 22.....	Loss
10/8/07	Dallas 25, BUFFALO 24.....	Win
9/15/08	DALLAS 41, Philadelphia 37.....	Win
9/28/09	DALLAS 21, Carolina 7.....	Win
10/25/10	N.Y. Giants 41, DALLAS 35.....	Loss
9/26/11	DALLAS 18, Washington 16.....	Win
10/1/12	Chicago 34, DALLAS 18.....	Loss
12/9/13	Chicago 45, Dallas 28.....	Loss
10/27/14	Washington 20, DALLAS 17 (OT).....	Loss
12/7/15	Dallas 19, WASHINGTON 16.....	Win
12/26/16	DALLAS 42, Detroit 21.....	Win
9/25/17	DALLAS 28, Arizona 17.....	Win

All-Time Preseason Record (133-139-2)

Arizona.....1-3	Los Angeles Rams..11-15	Home.....77-55-1	Pendleton.....0-1
Atlanta.....1-2	Miami.....7-3	Away.....40-61	Portland.....1-3
Baltimore.....0-1	Minnesota.....6-6-1	Neutral.....15-19-0	Roanoke.....0-1
Buffalo.....1-2	New England.....1-4	Albuquerque.....0-1	Sacramento.....0-2
Carolina.....1-0	New Orleans.....4-3	Atlanta.....0-1	San Antonio.....1-2
Chicago.....3-5	New York Giants.....1-1	Bakersfield.....1-0	Seattle.....0-1
Cincinnati.....2-0	New York Jets.....2-1	Birmingham.....0-1	Sioux Falls.....1-0
Cleveland.....1-1	Oakland.....11-19	Canton.....3-3	Tulsa.....2-0
College All-Stars.....1-0	Philadelphia.....0-0	Chicago.....1-0	
Denver.....7-8	Pittsburgh.....7-7	Cleveland.....0-1	International.....1-7-1
Detroit.....31-1	San Diego.....7-9	Louisville.....1-0	London.....0-1-1
Green Bay.....6-9	San Francisco.....9-6	Memphis.....1-0	Mexico City.....1-2
Houston.....4-5	Seattle.....2-4	Minnesota.....0-1	Monterrey.....0-1
Indianapolis.....5-5	Tampa Bay.....0-0	New Orleans.....1-1	Tokyo.....0-2
Jacksonville.....3-2	Tennessee.....21-13	Norman.....1-0	Toronto.....0-1
Kansas City.....5-4	Washington.....0-0	Orlando.....1-0	

Cowboys Indoors On The Road (27-29)

The Dallas Cowboys played their first indoor football game Nov. 24, 1974 in the Houston Astrodome, posting a 10-0 win over the Oilers. Since that date, the Cowboys have gone 27-29 inside on the road during the regular season. The club is 2-3 indoors in the postseason, with two of the wins coming in Super Bowls.

Dome Game Results

Arizona Cardinals (2-2)

11/12/06	Dallas 27, ARIZONA 10.....	Win
10/12/08	ARIZONA 30, Dallas 24 (OT).....	Loss
12/25/10	ARIZONA 27, Dallas 26.....	Loss
9/25/17	Dallas 28, ARIZONA 17.....	Win

Atlanta Falcons (3-4)

12/21/92	Dallas 41, ATLANTA 17.....	Win
11/21/93	ATLANTA 27, Dallas 14.....	Loss
10/29/95	Dallas 28, ATLANTA 13.....	Win
11/11/01	ATLANTA 20, Dallas 13.....	Loss
12/16/06	Dallas 38, ATLANTA 28.....	Win
11/4/12	ATLANTA 19, Dallas 13.....	Loss
11/12/17	ATLANTA 27, Dallas 7.....	Loss

Detroit Lions (5-7)

10/6/75	Dallas 36, DETROIT 10.....	Win
11/15/81	DETROIT 27, Dallas 24.....	Loss
9/15/85	DETROIT 26, Dallas 21.....	Loss
9/14/86	Dallas 31, DETROIT 7.....	Win
11/8/87	DETROIT 27, Dallas 17.....	Loss
10/27/91	DETROIT 34, Dallas 10.....	Loss
11/8/92	Dallas 37, DETROIT 3.....	Win
1/6/02	DETROIT 15, Dallas 10.....	Loss
11/3/02	DETROIT 9, Dallas 7.....	Loss
10/19/03	Dallas 38, DETROIT 7.....	Win
12/9/07	Dallas 28, DETROIT 27.....	Win
10/27/13	DETROIT 31, Dallas 30.....	Loss

Houston Texans (1-1)

9/8/02	HOUSTON 19, Dallas 10.....	Loss
9/26/10	Dallas 27, HOUSTON 13.....	Win

Indianapolis Colts (2-2)

10/10/93	Dallas 27, INDIANAPOLIS 3.....	Win
10/31/99	INDIANAPOLIS 34, Dallas 24.....	Loss
11/17/02	INDIANAPOLIS 20, Dallas 3.....	Loss
12/5/10	Dallas 38, INDIANAPOLIS 35 (OT).....	Win

Minnesota Vikings (4-4)

1/3/83	MINNESOTA 31, Dallas 27.....	Loss
10/2/83	Dallas 37, MINNESOTA 24.....	Win
12/12/93	Dallas 37, MINNESOTA 20.....	Win
9/17/95	Dallas 23, MINNESOTA 17 (OT).....	Win
11/8/99	MINNESOTA 27, Dallas 17.....	Loss
9/12/04	MINNESOTA 35, Dallas 17.....	Loss
10/17/10	MINNESOTA 24, Dallas 21.....	Loss
12/1/16	Dallas 17, MINNESOTA 15.....	Win

New Orleans Saints (3-7)

9/19/76	Dallas 24, NEW ORLEANS 6.....	Win
10/3/88	NEW ORLEANS 20, Dallas 17.....	Loss
9/10/89	NEW ORLEANS 28, Dallas 0.....	Loss
12/19/94	Dallas 24, NEW ORLEANS 16.....	Win
12/6/98	NEW ORLEANS 22, Dallas 3.....	Loss
12/24/99	NEW ORLEANS 31, Dallas 24.....	Loss
12/28/03	NEW ORLEANS 13, Dallas 7.....	Loss
12/19/09	Dallas 24, NEW ORLEANS 17.....	Win
11/10/13	NEW ORLEANS 49, Dallas 17.....	Loss
10/4/15	NEW ORLEANS 26, Dallas 20 (OT).....	Loss

St. Louis Rams (2-1)

9/29/02	Dallas 13, ST. LOUIS 10.....	Win
10/19/08	ST. LOUIS 34, Dallas 14.....	Loss
9/21/14	Dallas 34, ST. LOUIS 31.....	Win

Seattle Seahawks (2-0)

10/3/76	Dallas 28, SEATTLE 13.....	Win
12/4/83	Dallas 35, SEATTLE 10.....	Win

Houston Oilers/Tennessee Titans (3-1)

11/24/74	Dallas 10, HOUSTON 0.....	Win
12/13/82	Dallas 37, HOUSTON 7.....	Win
9/29/85	Dallas 17, HOUSTON 10.....	Win
11/10/91	HOUSTON 26, Dallas 23 (OT).....	Loss

Postseason (2-3)

Super Bowl XII – New Orleans, Superdome		
1/15/78	Dallas 27, Denver 10.....	Win

NFC Divisional Playoffs

1/5/92	DETROIT 38, Dallas 6.....	Loss
--------	---------------------------	------

Super Bowl XXVIII – Atlanta, Georgia Dome

1/30/94	Dallas 30, Buffalo 13.....	Win
---------	----------------------------	-----

NFC Wild Card Game

1/9/00	MINNESOTA 27, Dallas 10.....	Loss
--------	------------------------------	------

NFC Divisional Playoff Game

1/17/10	MINNESOTA 34, Dallas 3.....	Loss
---------	-----------------------------	------



AT&T Stadium (39-36)

The Dallas Cowboys played their first game at AT&T Stadium on Sept. 20, 2009 against the N.Y. Giants. Dallas dropped the contest 31-33 but pulled off its first win at the new venue the next week with a 21-7 decision over the Carolina Panthers. Since opening the stadium, Dallas owns a 37-35 regular season record and a 2-1 postseason record at the stadium. With the stadium's retractable roof and end zone doors, Dallas has played indoors as well as outdoors in the stadium. Below is a look at how the club has fared in each of the stadium's configurations:

Fully Closed Stadium (23-23)

9/28/09	Dallas 21, Carolina 7Win
10/25/09	Dallas 37, Atlanta 21Win
1/3/10	Dallas 24, Philadelphia 0Win
9/19/10	Chicago 27, Dallas 20Loss
10/10/10	Tennessee 34, Dallas 27Loss
10/31/10	Jacksonville 35, Dallas 17Loss
11/21/10	Dallas 35, Detroit 19Win
11/25/10	New Orleans 30, Dallas 27Loss
12/12/10	Philadelphia 30, Dallas 27Loss
10/2/11	Detroit 34, Dallas 30Loss
10/23/11	Dallas 34, St. Louis 7Win
11/6/11	Dallas 23, Seattle 13Win
11/13/11	Dallas 44, Buffalo 7Win
12/11/11	N.Y. Giants 37, Dallas 34Loss
12/24/11	Philadelphia 20, Dallas 7Loss
9/23/12	Dallas 16, Tampa Bay 10Win
9/8/13	Dallas 36, N.Y. Giants 31Win
9/22/13	Dallas 31, St. Louis 7Win
10/13/13	Dallas 31, Washington 16Win
11/28/13	Dallas 31, Oakland 24Win
12/15/13	Green Bay 37, Dallas 36Loss
12/29/13	Philadelphia 24, Dallas 22Loss
9/7/14	San Francisco 28, Dallas 17Loss
9/28/14	Dallas 38, New Orleans 17Win
10/5/14	Dallas 20, Houston 17 (OT)Win
10/27/14	Washington 20, Dallas 17 (OT)Win
11/27/14	Philadelphia 33, Dallas 10Loss
12/21/14	Dallas 42, Indianapolis 7Win
9/13/15	Dallas 27, N.Y. Giants 26Win

Fully Closed, cont.

9/27/15	Atlanta 39, DALLAS 28Loss
10/11/15	New England 30, DALLAS 6Loss
11/1/15	Seattle 13, DALLAS 12Loss
11/26/15	Carolina 33, DALLAS 14Loss
1/3/16	Washington 34, DALLAS 23Loss
9/11/16	New York 20, DALLAS 19Loss
9/25/16	Dallas 31, Chicago 17Win
11/20/16	Dallas 27, Baltimore 17Win
11/24/16	Dallas 31, Washington 26Win
12/18/16	Dallas 26, Tampa Bay 20Win
12/26/16	Dallas 42, Detroit 21Win
9/10/17	Dallas 19, N.Y. Giants 3Win
10/1/17	L.A. Rams 35, Dallas 30Loss
10/8/17	Green Bay 35, Dallas 31Loss
11/5/17	Dallas 28, Kansas City 17Win
11/23/17	L.A. Chargers 28, Dallas 6Loss
12/24/17	Seattle 21, Dallas 12Loss

Fully Open Stadium (7-7)

9/20/09	N.Y. Giants 33, Dallas 31Loss
11/26/09	Dallas 24, Oakland 7Win
12/13/09	San Diego 20, Dallas 17Loss
10/25/10	N.Y. Giants 41, Dallas 35Loss
10/1/12	Chicago 34, Dallas 18Loss
10/28/12	N.Y. Giants 29, Dallas 24Loss
11/18/12	Dallas 23, Cleveland 20 (OT)Win
11/22/12	Washington 38, Dallas 31Loss
12/2/12	Dallas 38, Philadelphia 33Win
12/16/12	Dallas 27, Pittsburgh 24 (OT)Win

Fully Open Stadium, cont.

12/23/12	New Orleans 34, Dallas 31 (OT)Loss
11/3/13	Dallas 27, Minnesota 23Win
10/30/16	Dallas 29, Philadelphia 23 (OT)Win
11/30/17	Dallas 38, Washington 14Win

Roof Open, Doors Closed (2-4)

12/19/10	Dallas 33, Washington 30Win
9/26/11	Dallas 18, Washington 16Win
11/2/14	Arizona 28, Dallas 17Loss
11/8/15	Philadelphia 33, Dallas 27 (OT)Loss
12/19/15	N.Y. Jets 19, Dallas 16Loss
11/19/17	Philadelphia 37, Dallas 9Loss

Doors Open, Roof Closed (5-1)

11/1/09	Dallas 37, Seattle 17Win
11/24/11	Dallas 20, Miami 19Win
11/22/09	Dallas 7, Washington 6Win
10/6/13	Denver 51, Dallas 48Loss
10/19/14	Dallas 31, N.Y. Giants 21Win
10/9/16	Dallas 28, Cincinnati 14Win

Postseason (2-1)

Fully Closed Stadium (2-1)

1/9/10	Dallas 34, Philadelphia 14Win
1/4/15	Dallas 24, Detroit 20Win
1/15/17	Green Bay 34, Dallas 31Loss

COWBOYS OVERTIME GAMES

The Cowboys have played in 38 regular season overtime games with a record of 21-17 since the NFL adopted the extra session in 1974.

	Score by Quarters							Total	Winning Score
	1	2	3	4	OT	—			
<i>Sept. 28, 1975 at Texas Stadium</i>									
*St. Louis	0	3	14	14	0	—	31		
DALLAS	0	7	21	3	6	—	37		DuPree 3 pass from Staubach at 7:07
<i>Nov. 2, 1975 at RFK Stadium</i>									
*DALLAS	0	17	0	7	0	—	24		
Washington	3	7	7	7	6	—	30		Kilmer 1 run at 8:26
<i>Sept. 18, 1977 at Metropolitan Stadium</i>									
DALLAS	0	3	0	7	6	—	16		Staubach 4 run at 8:46
*Minnesota	7	0	0	3	0	—	10		
<i>Oct. 15, 1978 at Busch Stadium</i>									
*DALLAS	0	7	14	0	3	—	24		FG Septien 47 at 11:32
St. Louis	7	7	0	0	0	—	21		
<i>Dec. 19, 1981 at Giants Stadium</i>									
*DALLAS	0	0	0	10	0	—	10		
N.Y. Giants	0	0	7	3	3	—	13		FG Danelo 35 at 8:41
<i>Oct. 9, 1983 at Texas Stadium</i>									
*Tampa Bay	10	0	7	7	0	—	24		
*DALLAS	7	7	3	7	3	—	27		FG Septien 42 at 10:22
<i>Oct. 21, 1984 at Texas Stadium</i>									
New Orleans	0	17	10	0	0	—	27		
*DALLAS	3	0	3	21	3	—	30		FG Septien 41 at 11:18
<i>Nov. 15, 1987 at Sullivan Stadium</i>									
*DALLAS	7	7	0	3	6	—	23		Walker 60 run at 13:10
New England	0	7	0	10	0	—	17		
<i>Nov. 26, 1987 at Texas Stadium</i>									
*Minnesota	14	7	7	10	6	—	44		Nelson 24 run at 7:09
*DALLAS	0	14	10	14	0	—	38		
<i>Nov. 10, 1991 at The Astrodome</i>									
DALLAS	10	3	3	7	0	—	23		
*Houston	0	10	3	10	3	—	26		FG Del Greco 23 at 0:29
<i>Jan. 2, 1994 at Giants Stadium</i>									
DALLAS	3	10	0	0	3	—	16		FG Murray 41 at 4:16
*N.Y. Giants	0	0	10	3	0	—	13		
<i>Sept. 19, 1994 at Texas Stadium</i>									
*Detroit	3	7	7	0	3	—	20		FG Hanson 44 at 0:27
DALLAS	7	0	3	7	0	—	17		

COWBOYS OVERTIME GAMES, cont.

Sept. 17, 1995 at The Hubert H. Humphrey Metrodome

*DALLAS	6	3	0	8	6	—	23	Smith 31 run at 12:34
Minnesota	3	7	0	7	0	—	17	

Nov. 10, 1996 at 3Com Park

*DALLAS	0	7	0	10	3	—	20	FG Boniol 29 at 8:43
San Francisco	10	0	0	7	0	—	17	

Sept. 7, 1997 at Sun Devil Stadium

*DALLAS	6	13	3	0	0	—	22	
Arizona	0	7	7	8	3	—	25	FG Butler 20 at 6:30

Sept. 12, 1999 at Redskins Stadium

DALLAS	7	7	0	21	6	—	41	Ismail 76 pass from Aikman at 10:51
*Washington	3	10	22	0	0	—	35	

Oct. 1, 2000 at Ericsson Stadium

*DALLAS	0	10	3	0	3	—	16	FG Seder 24 at 11:08
Carolina	0	10	0	3	0	—	13	

Oct. 29, 2000 at Texas Stadium

*Jacksonville	0	17	0	0	6	—	23	Whitted 37 pass from Brunell at 11:16
DALLAS	7	0	3	7	0	—	17	

Nov. 5, 2000 at Veterans Stadium

DALLAS	0	7	3	3	0	—	13	
*Philadelphia	0	0	0	13	3	—	16	FG Akers 32 at 7:05

Nov. 4, 2001 at Giants Stadium

*DALLAS	10	14	0	0	0	—	24	
N.Y. Giants	0	7	7	10	3	—	27	FG Anderson 42 at 7:55

Oct. 20, 2002 at Sun Devil Stadium

*DALLAS	0	0	6	0	0	—	6	
Arizona	3	3	0	0	3	—	9	FG Gramatica 40 at 3:10

Sept. 15, 2003 at Giants Stadium

*DALLAS	7	13	6	6	3	—	35	FG Cundiff 25 at 5:56
N.Y. Giants	7	0	7	18	0	—	32	

Oct. 16, 2005 at Texas Stadium

N.Y. Giants	3	3	0	7	0	—	13	
*DALLAS	0	7	0	6	3	—	16	FG Cortez 45 at 11:13

Nov. 24, 2005 at Texas Stadium

*Denver	7	7	7	0	3	—	24	FG Elam 24 at 13:39
DALLAS	7	7	0	7	0	—	21	

Oct. 12, 2008 at University of Phoenix Stadium

*DALLAS	0	7	7	10	0	—	24	
Arizona	7	0	7	10	6	—	30	Beisel 3 blocked punt return at 14:00

Oct. 11, 2009 at Arrowhead Stadium

DALLAS	0	3	7	10	6	—	26	Austin 60 pass from Romo at 8:22
*Kansas City	0	10	3	7	0	—	20	

Dec. 5, 2010 at Lucas Oil Stadium

DALLAS	1	2	3	4	OT	—	Total	Winning Score
*Indianapolis	10	7	10	8	3	—	38	FG Buehler 38 at 7:55
	0	7	7	21	0	—	35	

Sept. 18, 2011 at Candlestick Park

DALLAS	0	7	7	10	3	—	27	FG Bailey 19 at 12:07
*San Francisco	0	14	7	3	0	—	24	

Nov. 20, 2011 at FedEx Field

DALLAS	7	3	0	14	3	—	27	FG Bailey 39 at 5:39
*Washington	0	14	3	7	0	—	24	

Dec. 4, 2011 at University of Phoenix Stadium

DALLAS	0	10	3	0	0	—	13	
Arizona	3	0	3	7	6	—	19	Stephens-Howling 56 pass from Kolb at 11:43

Nov. 18, 2012 at AT&T Stadium

Cleveland	7	6	0	7	0	—	20	
*DALLAS	0	0	3	17	3	—	23	FG Bailey 38 at 6:07

Dec. 16, 2012 at AT&T Stadium

*Pittsburgh	0	10	7	7	0	—	24	
DALLAS	3	7	7	7	3	—	27	FG Bailey 21 at 13:36

Dec. 23, 2012 at AT&T Stadium

New Orleans	7	10	7	7	3	—	34	FG Hartley 20 at 10:33
*DALLAS	0	14	3	14	0	—	31	

Oct. 5, 2014 at AT&T Stadium

*Houston	0	0	7	10	0	—	17	
DALLAS	0	3	7	7	3	—	20	FG Bailey 49 at 5:10

Oct. 27, 2014 at AT&T Stadium

*Washington	3	0	7	7	3	—	20	FG Forbath 40 at 5:17
DALLAS	0	7	3	7	0	—	17	

Oct. 4, 2015 at Mercedes-Benz Superdome

DALLAS	3	7	3	7	0	—	20	
*New Orleans	7	0	6	7	6	—	26	Spiller 80 pass from Brees at 14:47

Nov. 8, 2015 at AT&T Stadium

*Philadelphia	0	7	7	13	6	—	33	Matthews 41 pass from Bradford at 10:59
DALLAS	7	0	7	13	0	—	27	

Oct. 30, 2016 at AT&T Stadium

Philadelphia	3	10	7	3	0	—	23	
*DALLAS	7	3	3	10	6	—	29	Witten 5 pass from Prescott at 7:48

*Won toss to begin overtime
Bold indicates Dallas win

Cowboys in the Hall of Fame

Sixteen members of the Pro Football Hall of Fame in Canton, Ohio, have been elected based on their accomplishments with the Cowboys – Bob Lilly in 1980, Roger Staubach in 1985, Tom Landry in 1990, Tex Schramm in 1991, Tony Dorsett and Randy White in 1994, Mel Renfro in 1996, Troy Aikman and Rayfield Wright in 2006, Michael Irvin in 2007, Jerry Hays in 2009, Emmitt Smith in 2010, Deion Sanders in 2011, Larry Allen in 2013, Charles Haley in 2015 and Bob Jones in 2017. In addition, seven others with ties to the Cowboys have also been enshrined in Canton: Herb Adderley (1980), Lance Alworth (1978), Mike Ditka (1988), Forrest Gregg (1977), Tommy McDonald (1998), Bill Parcells (2013) and Jackie Smith (1994).



8

★ TROY AIKMAN ★ Quarterback, 1989-2000 INDUCTED – 2006

In 12 NFL seasons, Troy Aikman became one of the game's great quarterbacks. As just the third player in NFL history to lead a team to three Super Bowl victories, Aikman rewrote virtually every passing record in Cowboys history. He closed his career with 94 regular season wins, including 90 in the decade of the 1990s – making him the winningest starting quarterback of any decade in NFL history to that point (Joe Montana held the record with 86 wins in the 1980s).

Along with that mark, Aikman held or was tied for 47 Dallas passing records, including the club's career records for attempts (4,715), completions (2,898), passing yards (32,942), touchdowns (165) and completion percentage (61.5% – third best in NFL history at the time of his retirement). He also posted a club-high 13 regular season 300-yard passing games during his career.

Along the way to these marks, Aikman guided Dallas from the cellar of 1-15 in 1989 to six NFC East titles (1992-96 and 1998), four NFC Championship Games (1992-95) and three Super Bowl titles (XXVII, XXVIII and XXX). He was one of the game's most accurate passers, completing at least 60 percent of his passes in 98-of-165 career games. In the postseason, he reached the 60% completion mark in 12-of-16 games. He completed 70 percent or more of his passes 42 times in his career, with Dallas posting a 37.5 record in those games, and he produced the top six single-season completion percentages in club history.

With his passing accuracy, Aikman was able to establish a club-record with a career interception rate of 2.99% (now held by Tony Romo - 2.7%). Although not known for his fleet feet, Aikman successfully ran for a first down 49-of-72 times on third or fourth down during career. That ability to avoid the sack also allowed him to post the highest career pass attempts per sack ratio (19.2) in team history. Despite winning just one of his first 15 NFL starts, Aikman went on to start a club-record 180 games (165 regular season) at quarterback and post a 105-75 (.583) record, which includes an impeccable 11-4 mark in the postseason – 3-0 in the Super Bowl.

For his career, Aikman led the Cowboys from behind 16 times in the fourth quarter, including six times in the final 2:00. Another six times, he led the team to wins after the score was tied in the fourth quarter. Five of his game-winning drives came in overtime.

In the postseason Aikman truly shined. His four 300-yard passing days were the third best total in NFL history, and he holds the club records for postseason pass attempts (502), completions (320), yards (3,849), and completion percentage (63.7%). In addition, Aikman's 23 career postseason passing touchdowns was just one shy of Staubach's club record of 24.

The first overall choice in the 1989 draft out of UCLA, Aikman completed 64.8 percent of his passes for 5,298 yards and 41 touchdowns while throwing only 17 interceptions in two seasons as the starter. He finished his career as the third rated passer in NCAA history. The All-America led the Bruins to a 20-4 record, including wins in the 1987 Aloha Bowl and the 1989 Cotton Bowl. He transferred to UCLA - where he received his degree in sociology in June, 2009 - after two seasons at Oklahoma (1984-85).

Aikman was born Nov. 21, 1966 in West Covina, Cal.

AIKMAN'S ACCOMPLISHMENTS:

- ★ 6-Time Pro Bowl selection
- ★ MVP of Super Bowl XXVII
- ★ Super Bowl XXVII, XXVIII and XXX titles
- ★ 3 NFC Titles
- ★ 6 NFC East Titles
- ★ 1997 NFL Man of the Year
- ★ Held or tied for 47 club passing records
- ★ UCLA Hall of Fame

AIKMAN'S CAREER PASSING TOTALS

Year Team	Starting Record	Att	Com	Comp %	Yards	TD	Int	Long	Sacks/Yards	Rating
1989 Dallas.....	0-11	293	155	52.9	1,749	9	18	75f	19/155	55.7
1990 Dallas.....	7-8	399	226	56.6	2,579	11	18	61f	39/288	66.6
1991 Dallas.....	7-5	363	237	65.3	2,754	11	10	61f	32/224	86.7
1992 Dallas.....	13-3	473	302	63.8	3,445	23	14	87f	23/112	89.5
1993 Dallas.....	11-3	392	271	69.1	3,100	15	6	80f	26/153	99.0
1994 Dallas.....	10-4	361	233	64.5	2,676	13	12	90	14/59	84.9
1995 Dallas.....	12-4	432	280	64.8	3,304	16	7	50	14/89	93.6
1996 Dallas.....	10-5	465	296	63.7	3,126	12	13	61	18/120	80.1
1997 Dallas.....	6-10	518	292	56.4	3,282	19	12	64f	33/269	78.0
1998 Dallas.....	7-4	315	187	59.4	2,330	12	5	67f	9/58	88.5
1999 Dallas.....	7-7	442	263	59.5	2,964	17	12	90f	19/130	81.1
2000 Dallas.....	4-7	262	156	59.5	1,632	7	14	48	13/91	64.3
Totals.....	94-71	4,715	2,898	61.5	32,942	165	141	90f	259/1,748	81.6

Playoffs

1991 Dallas.....	0-1	16	11	68.8	114	0	1	25	3/26	63.0
1992 Dallas.....	3-0	89	61	68.5	795	8	0	70	7/43	126.4
1993 Dallas.....	3-0	82	61	74.4	686	5	3	35	7/28	104.0
1994 Dallas.....	1-1	83	53	63.9	717	4	4	94f	5/35	87.3
1995 Dallas.....	3-0	80	53	66.3	717	4	1	47	4/25	106.1
1996 Dallas.....	1-1	65	37	56.9	343	1	4	23	3/26	51.0
1998 Dallas.....	0-1	49	22	44.9	191	1	3	19	4/27	37.0
1999 Dallas.....	0-1	38	22	57.9	286	0	1	45	1/8	70.7
Totals.....	11-5	502	320	63.7	3,849	23	17	94f	34/218	88.3



73

★ LARRY ALLEN ★

Guard/Tackle, 1994-2005

INDUCTED – 2013

As a member of the NFL's All-Decade team for the 1990s and 2000s, Larry Allen was widely recognized as one of the NFL's premier offensive linemen, and he established himself as one of the most decorated offensive players in Dallas Cowboys and NFL history.

In 14 NFL seasons since being drafted in the second round out of Sonoma State, Allen was named to more Pro Bowls (10) than any other offensive lineman in Cowboys history. He also earned another Pro Bowl berth in 2006 while finishing his career with the San Francisco 49ers, bringing his Pro Bowl total to 11 selections. He was also named All-Pro seven times, six times at guard (1995-97, 1999-01) and once at tackle (1998). With his Pro Bowl selection at tackle in 1998, he became just the third player in league history to be selected to the Pro Bowl at more than one offensive line position during his career, joining Bruce Matthews (guard/center) and Chris Hinton (guard/tackle).

An ankle injury in the second week of the 2002 season limited Allen to five games and snapped his seven-year string of trips to the Pro Bowl, the fourth-longest streak in club history and the standard for Pro Bowl selections by a Dallas offensive lineman. Allen fully recovered from his injury and earned his eighth Pro Bowl selection in 2003, tying Emmitt Smith as the only Dallas offensive player to be selected to eight Pro Bowls. In 2004, he earned his ninth trip to Hawaii. Allen is tied with Mel Renfro and Jason Witten (10) for the second-most Pro Bowl selections by a Cowboy, with those players trailing Bob Lilly (11).

He played all but one position along the offensive line in his 12 seasons in Dallas, moving between right tackle (1994), right guard (1995-97), left tackle (1997-98) and left guard (1999-03). During his illustrious career in Dallas, Allen was a member of an offensive unit that posted the four lowest sacks allowed totals in club history with 18 in 1995, 19 in 1996 and 1998, and 20 in 1994. He also played a very important part in Smith's race toward the all-time NFL rushing mark, having blocked for eight of Smith's 11 1,000-yard rushing seasons. Smith gained 11,463 of his 17,162 career yards with Dallas after Allen joined the Cowboys in 1994 and was a pivotal member of the Super Bowl XXX Champion team in 1995.

With a career-best bench press of 700 pounds and a squat lift of 900 pounds, Allen is also considered to be the strongest man to ever play professional football. After missing most of 2002 with a sprained left ankle that required surgery to remove bone spurs, Allen went on to start 48 straight games before signing and playing for two seasons (2006-07) with San Francisco where he started the final 27 games of his career. Allen started 197-of-203 career games played.

ALLEN'S ACCOMPLISHMENTS:

- ★ 11-time Pro Bowl selection
- ★ 7-time All Pro
- ★ Super Bowl XXX title
- ★ 2 NFC Championships
- ★ 4 Division Titles
- ★ 1990s and 2000s member of NFL's All-Decade Teams
- ★ Blocked for eight of Emmitt Smith's 11 1,000-yard seasons



Larry Allen became the second Cowboys offensive lineman selected to both the Pro Football Hall of Fame and the Ring of Honor at AT&T Stadium. He joined Rayfield Wright as the only two.



33

★ TONY DORSETT ★ Running Back, 1977-87 INDUCTED – 1994

Tony Dorsett arrived in Dallas in 1977 via a draft-day deal the Cowboys swung with the Seattle Seahawks for the sole intention of selecting the Heisman Trophy winner from the University of Pittsburgh. Then Cowboys president and General Manager Tex Schramm paid what seemed like a bundle for the right to draft Dorsett: one first-round, and three second-round choices. Following an 11-year career in Dallas, he indeed proved to be a steal of a deal for an eventual Pro Football Hall of Fame player.

The Dorsett deal paid dividends in his very first year with the Cowboys, the four-time All-American picked up where he left off in college, rushing for 1,007 yards to earn NFL Offensive Rookie of the Year honors and at the time, set the rushing bar for rookie running backs in Dallas.

"A lot of the people said I wouldn't last in this league," Dorsett said in 1987. "I was the skinny little kid from Aliquippa, Pa., who wasn't supposed to make it."

Dorsett did make it, in fact he became one of the greatest running backs in NFL history. On Sept. 26, 1988 while playing his final NFL season with the Denver Broncos, Dorsett moved into second place on the NFL all-time rushing list with 12,306 rushing yards, and eventually finished his career with 12,739 yards. At the time, Dorsett trailed only Walter Payton when he retired after suffering a knee injury the following summer, but now ranks ninth behind Emmitt Smith, Payton, Barry Sanders, Curtis Martin, Frank Gore, LaDainian Tomlinson, Jerome Bettis and Eric Dickerson.

By the time Dorsett completed his 12-year career, he had collected a victory in Super Bowl XII, four Pro Bowl selections, one All-Pro honor and three All-NFC selections.

One of the most notable moments of Dorsett's career came on Jan. 2, 1983, before a Monday Night Football television audience playing against the Minnesota Vikings. Dorsett received a handoff from quarterback Danny White and proceeded to run 99-yards for a touchdown, thus recording an unbreakable NFL record. Dorsett's greatest season came in 1981 when he rushed for 1,646 yards, a franchise record at the time, a total that now ranks fourth all-time.

"When he came to us, we hadn't had a strong running attack for about three years," Hall of Fame quarterback Roger Staubach once said. "Tony Dorsett is one of the greatest backs in NFL history."

Dorsett was the Heisman Trophy winner in 1976 and was the first Pitt football player to have his jersey retired. Dorsett left Pitt as a four-time All-American and four-time 1,000-yard rusher. His final collegiate highlight was a 27-3 victory over Georgia in the Sugar Bowl to claim the national title.

In 1994 Dorsett became the ninth Cowboys player inducted into the Ring of Honor, and that same year he was inducted into the Pro Football Hall of Fame.

He was born April 7, 1954, in Rochester, Pa.

DORSETT'S ACCOMPLISHMENTS:

- ★ 4-Time Pro Bowl selection
- ★ 1-Time All-Pro
- ★ NFL Offensive Rookie of the Year
- ★ 3 All-NFC selections
- ★ Super Bowl XII Title
- ★ NFL Record 99-yard TD Run (Jan. 3, 1983 at Minnesota)
- ★ 8th All-Time NFL Career Rushing (12,739)
- ★ 1976 Heisman Trophy (University of Pittsburgh)

DORSETT'S CAREER TOTALS

Year Team	GP	RUSHING					Rec	RECEIVING				
		Att	Yds	Avg	Long	TD		Yds	Avg	Long	TD	
1977 Dallas	14	208	1,007	4.8	84t	12	29	273	9.4	23	1	
1978 Dallas	16	290	1,325	4.6	63	7	37	378	10.2	91t	2	
1979 Dallas	14	250	1,107	4.4	41	6	45	375	8.3	32	1	
1980 Dallas	15	278	1,185	4.3	56	11	34	263	7.7	27	0	
1981 Dallas	16	342	1,646	4.8	75t	4	32	325	10.2	73t	2	
1982 Dallas	9	177	745	4.2	99t	5	24	179	7.5	18	0	
1983 Dallas	16	289	1,321	4.6	77	8	40	287	7.2	24	1	
1984 Dallas	16	302	1,189	3.9	31t	6	51	459	9.0	68t	1	
1985 Dallas	16	305	1,307	4.3	60t	7	46	449	9.8	56t	3	
1986 Dallas	13	184	748	4.1	33	5	25	267	10.7	30t	1	
1987 Dallas	12	130	456	3.5	24	1	19	177	9.3	33	1	
1988 Denver	16	181	703	3.9	26	5	16	122	7.6	16	0	
Totals	173	2,936	12,739	4.3	99t	77	398	3,554	8.9	91t	13	



94 ★ CHARLES HALEY ★

Defensive End, 1992-1996

INDUCTED – 2015

One of the most gifted pass rushers in his time in the NFL, Charles Haley left Dallas as the only player in league history to collect five Super Bowl rings. A mainstay on the Cowboys defensive line since arriving in Dallas via a trade with San Francisco in 1992, Haley earned his final ring in a 27-17 win over Pittsburgh in Super Bowl XXX. As a starter on Super Bowl contenders from his first day in the league, Haley played on 11 playoff teams in his 12 years in the league. Haley joined the San Francisco 49ers in 1986 as the team's fourth round draft pick and developed into one of the NFL's most devastating pass rushers during a career split between the 49ers and Dallas.

Haley was a member of two 49ers championship teams (Super Bowls XXIII and XXIV) before his trade to Dallas. He earned three more Super Bowl rings during his first four seasons with the Cowboys.

Haley began his NFL career at linebacker and led San Francisco in sacks in each of his first six seasons. He recorded four double-digit sack totals with the 49ers, including 12 sacks as a rookie and a career-high and NFC-leading 16 sacks in 1990. He was moved to defensive end after his trade to Dallas and continued to excel at pressuring the quarterback. He added two more double-digit sack seasons in 1994 and 1995. Haley then suffered a serious back injury in 1996 that limited him to just five games. He retired after undergoing surgery. However, after a two-year hiatus, Haley re-signed with the 49ers as a backup defensive end for two playoff games in 1998. He came back to play one final season in 1999 and added three sacks to his career total.

When he walked away for the final time, Haley had amassed 100.5 sacks during his 169-game career. He was twice named NFC Defensive Player of the Year (1990 and 1994), voted to five Pro Bowls and named All-Pro two times, once as a linebacker and once as a defensive end. He played in six NFC championship games over a seven-season period. He started at left outside linebacker for the 49ers in the 1988, 1989, and 1990 games and at right defensive end for the Cowboys in the conference championships in 1992, 1993, and 1994. He was inactive for the Cowboys victory in the 1995 NFC Championship Game.

Haley was a member of 10 division championship teams during his 12-season NFL career. His final season marked the only year he played on a team with a losing record. Prior to that, the fewest number of wins in a season any 49ers and Cowboys team recorded with Haley on the roster was 10.

HALEY'S ACCOMPLISHMENTS:

- ★ Super Bowl XIII, XXIV, XXVII, XXVIII and XXX titles
- ★ 5-time Pro Bowl selection
- ★ 2-time All Pro
- ★ 19th player in NFL history to top 100 career sacks
- ★ 2-time NFC Defensive Player of the Year (1990 and 1994)

HALEY'S CAREER TOTALS

		DEFENSE									INTERCEPTIONS					FUMBLES REC				
Year Team	GP-GS	ST	AT	TT	Tkl/		Prs	PBU	FF	No	Yds	Avg	Lg	TD	No	Yds	Avg	Lg	TD	
					Sks	Ls														
1986 San Francisco	16-1	49	10	--	59	12.0	-	-	3	4	1	8	8.0	8	0	1	0	0.0	0	0
1987 San Francisco	12-2	21	4	--	25	6.5	-	-	3	1	0	0	0.0	0	0	0	0	0.0	0	0
1988 San Francisco	16-14	50	19	--	69	11.5	-	-	4	1	0	0	0.0	0	0	2	0	0.0	0	0
1989 San Francisco	16-16	43	14	--	57	10.5	-	-	6	3	0	0	0.0	0	0	1	3	3.0	3	1
1990 San Francisco	16-16	52	6	--	58	16.0	-	-	9	3	0	0	0.0	0	0	1	0	0.0	0	0
1991 San Francisco	14-14	46	7	--	53	7.0	-	-	6	2	0	0	0.0	0	0	1	3	3.0	3	0
1992 Dallas	15-13	21	18	--	39	6.0	2(-3)	42	2	2	0	0	0.0	0	0	0	0	0.0	0	0
1993 Dallas	14-11	30	11	--	41	4.0	6(-17)	28	2	3	0	0	0.0	0	0	1	0	0.0	0	0
1994 Dallas	16-16	49	19	--	68	12.5	9(-22)	52	2	3	1	1	1.0	1	0	0	0	0.0	0	0
1995 Dallas	13-11	30	5	--	35	10.5	1(-3)	33	1	2	0	0	0.0	0	0	0	0	0.0	0	0
1996 Dallas	5-5	7	0	--	7	1.0	2(-6)	5	0	1	0	0	0.0	0	0	0	0	0.0	0	0
1998 San Francisco	0-0	0	0	--	0	0.0	-	-	0	0	0	0	0.0	0	0	0	0	0.0	0	0
1999 San Francisco	16-0	7	1	--	8	3.0	-	-	3	0	0	0	0.0	0	0	0	0	0.0	0	0
Totals	169-119	405	114	--	519	100.5	20(-51)	160	41	25	2	9	4.5	8	0	7	6	0.6	3	1



22

★ BOB HAYES ★

Wide Receiver, 1965-74

INDUCTED – 2009

In his 10 seasons with the Dallas Cowboys, "Bullet" Bob Hayes revolutionized the wide receiver position and the way defenses would play in the NFL. He began his 11-year NFL career after winning two Olympic gold medals at the 1964 Olympic Games in Tokyo, Japan. He tied the world record (10.06 seconds) in the 100-meter dash and claimed his second gold medal running the anchor leg of the 400-meter relay to earn the title of "The World's Fastest Human."

He arrived in Dallas in similar fashion to become – and remain – the only rookie in franchise history to ever lead the team in receptions (46), receiving yards (1,003) and a rookie club record of 12 touchdown catches. His 12 touchdown receptions as a rookie are currently tied for fourth in league history. His speed and threat of being able to go long forced teams to install the zone defense to corral Hayes.

Hayes finished his Cowboys career with 365 catches (eighth), for 7,295 yards (sixth) and 71 touchdowns (second). In club record books, Hayes still holds team receiving marks for most points in a game (24, tied), most touchdowns in a game (four, tied), most receptions by a rookie, season (46), most receptions by a rookie, game (eight, tied), longest reception (95f), highest career receiving average (20.0), highest single-season receiving average (26.1), touchdowns in a season by a rookie (12) and touchdowns in a game (four, tied).

Hayes was also a threat as a punt returner, returning 104 punts (fourth in team history) for 1,158 yards (fourth) and three touchdowns (tied for second). His 11.1 yard-per-return average is second in team record books only to Deion Sanders (13.3).

Hayes was a three-time Pro Bowl selection and became just the third rookie in club history (Don Perkins – 1961 and Mel Renfro – 1964) to be named to the Pro Bowl. He also earned All-Pro selections four times (1965-68) and was inducted into the Dallas Cowboys Ring of Honor in a halftime celebration against San Diego on Sept. 23, 2001.

Hayes split his time between football and track and field at Florida A&M where he became famous as the "World's Fastest Human." In 1963 he set the world record (9.1 seconds) in the 100-yard dash, a record that stood for 11 years.

Hayes was born December 20, 1942.

HAYES' ACCOMPLISHMENTS:

- ★ 3-Time Pro Bowl selection
- ★ Super Bowl VI title
- ★ 2 Eastern Conference Titles
- ★ 2 NFC East titles
- ★ 2 NFC titles
- ★ Holds or tied for 11 club records
- ★ 2 Capitol Division Titles
- ★ Won two Olympic gold medals at the 1964 Olympic Games in Tokyo, Japan
- ★ He tied the then world record (10.06 seconds) in the 100-meter dash

HAYES' CAREER TOTALS

		RECEIVING					PUNT RETURNS					
Year Team	GP	Rec	Yds	Avg	Long	TD	Ret	Yds	Avg	FC	Long	TD
1965 Dallas.....	13	46	1,003	21.8	82t	12	12	153	12.8	2	47	0
1966 Dallas.....	14	64	1,232	19.3	95t	13	17	106	6.2	4	18	0
1967 Dallas.....	13	49	998	20.4	64t	10	24	276	11.5	6	69t	1
1968 Dallas.....	14	53	909	17.2	54t	10	15	312	20.8	10	90t	2
1969 Dallas.....	10	40	746	18.7	67t	4	18	178	9.9	5	50	0
1970 Dallas.....	13	34	889	26.1	89t	10	15	116	7.7	7	34	0
1971 Dallas.....	14	35	840	24.0	85t	8	1	5	5.0	0	5	0
1972 Dallas.....	12	15	200	13.3	29	0	0	0	0.0	0	0	0
1973 Dallas.....	13	22	360	16.4	47	3	0	0	0.0	0	0	0
1974 Dallas.....	12	7	118	16.9	35t	1	2	11	5.5	0	6	0
1975 San Francisco.....	4	6	119	19.8	36	0	0	0	0.0	0	0	0
Totals	132	371	7,414	20.0	95t	71	104	1,158	11.1	34	90t	3
Playoffs												
1966 Dallas.....	1	1	1	1.0	1	0	3	-9	-3.0	0	1	0
1967 Dallas.....	2	8	160	20.0	86t	1	3	141	47.0	2	68	0
1968 Dallas.....	1	5	83	16.6	29	0	0	0	0.0	2	0	0
1969 Dallas.....	1	4	44	11.0	17	0	0	0	0.0	0	0	0
1970 Dallas.....	3	2	61	30.5	41	0	4	17	4.3	2	8	0
1971 Dallas.....	3	7	76	10.9	18	1	2	2	1.0	3	3	0
1972 Dallas.....	2	1	13	13.0	13	0	0	0	0.0	0	0	0
1973 Dallas.....	2	3	54	18.0	29	0	0	0	0.0	0	0	0
Totals	15	31	492	15.9	86t	2	12	151	12.6	9	68	0



88

★ MICHAEL IRVIN ★ Wide Receiver, 1988-99 INDUCTED – 2007

Despite having his career cut short due to a spine injury, Michael Irvin left the NFL following the 1999 season owning or tied for 20 Cowboys receiving records. Those marks included career receptions (750), yardage (11,904) and 100-yard receiving games (47). During his illustrious career, Irvin also etched his name in the NFL record books. In league history, only Jerry Rice (12) and Steve Largent (8) had recorded more 1,000-yard receiving seasons than the seven produced by Irvin at the time of his retirement. His 11 100-yard receiving games during the 1995 season is still the NFL standard, as is the seven consecutive 100-yard games he produced that same year. Irvin's 47 career 100-yard receiving games are tied for eighth in NFL history, and the Cowboys posted a 36-11 record when Irvin topped the 100-yard mark. In the 1990s, Irvin's consistent ability to achieve at the highest level established his place among the game's elite receivers. He finished his career tied with Charlie Joiner for 10th in NFL history on the all-time reception list, and he was ninth in league history in receiving yardage.

Irvin was selected to five Pro Bowls between 1991-98, giving him two more Pro Bowl appearances than any other wide receiver in club history. He is one of only two Cowboys players (Jason Witten 2007-11) to top 75 catches in five straight seasons (1991-1995), and his reception and yardage totals for six of the years between 1991-98 represent six of the top nine single-season performances in club history: 1997 (75 receptions for 1,180 yards); 1995 (111 for 1,603); 1994 (79 for 1,241), 1993 (88 for 1,330), 1992 (78 for 1,396) and 1991 (93 for 1,523). Irvin also stands alone as the club record holder in terms of most consecutive seasons leading the team in receptions (eight, 1991-98) and most total seasons leading the club in receptions (eight). He led or tied for the team lead in catches in 85 of his last 130 regular season games. Including playoff games, he had a catch of 20-yards-or-more in 121 of the 175 NFL games he played. Irvin's career receiving average of 15.9 is the fourth highest in team history, and he is fourth on the club's all-time receiving touchdown list with 65 - trailing Dez Bryant (73), Bob Hayes (71) and Jason Witten (68).

Of his 750 career regular season catches, 95 went for 20-29 yards, 38 for 30-39, 18 for 40-49, 10 for 50-59 and nine for 60 yards-or-more. After entering the League in 1988, he started 147-of-159 regular season games (163-of-175 including playoffs). Irvin did not miss a start due to injury after the 1990 season, when he was overcoming a 1989 knee injury. Always a clutch performer, he became Troy Aikman's go-to-guy on third or fourth down and prospered, leading the team in catches on third or fourth down for first downs in '92 (22), '93 (16), '94 (20), '95 (27), '97 (23) and '98 (16). He had 165 first down catches on third or fourth down in his last 121 games and 185 after returning from the knee injury in 1990.

His performance in the postseason was every bit as impressive as his consistent play throughout the regular season. His six career 100-yard receiving days in the postseason are two shy of the NFL mark of eight by Jerry Rice. Irvin's 87 postseason receptions place him sixth in NFL playoff history, and his 1,315 postseason receiving yards rank second in league annals behind Rice (2,245).

Irvin was the 11th overall choice in 1988 draft out of Miami, Florida, where in just three seasons as a starter he set career records for catches (143), receiving yards (2,423) and touchdown receptions (26).

Irvin was born March 3, 1966.

IRVIN'S ACCOMPLISHMENTS:

- ★ 5-Time Pro Bowl selection
- ★ Super Bowl XXVII, XXVIII and XXX titles
- ★ 3 NFC Titles
- ★ 6 NFC East Titles

- ★ Held or tied for 20 club receiving records
- ★ 1991 NFL Alumni Wide Receiver of the Year
- ★ 1992 Pro Bowl Most Valuable Player
- ★ Set an NFL record with 11 100-yard receiving games in 1995

IRVIN'S COWBOYS TOTALS

Year Team	GP-GS	RUSHING				
		Rec	Yds	Avg	Long	TD
1988 Dallas.....	14-10	32	654	20.4	61t	5
1989 Dallas.....	6-6	26	378	14.5	65t	2
1990 Dallas.....	12-7	20	413	20.7	61t	5
1991 Dallas.....	16-16	93	1,523	16.4	66t	8
1992 Dallas.....	16-14	78	1,396	17.9	87t	7
1993 Dallas.....	16-16	88	1,330	15.1	61t	7
1994 Dallas.....	16-16	79	1,241	15.7	65t	6
1995 Dallas.....	16-16	111	1,603	14.4	50	10
1996 Dallas.....	11-11	64	962	15.0	61	2
1997 Dallas.....	16-16	75	1,180	15.7	55	9
1998 Dallas.....	16-15	74	1,057	14.3	51	1
1999 Dallas.....	4-4	10	167	16.7	37t	3
Totals	159-147	750	11,904	15.9	87t	65
Playoffs						
1991 Dallas.....	2-2	9	167	18.6	25	0
1992 Dallas.....	3-3	18	288	16.0	33	2
1993 Dallas.....	3-3	16	215	13.4	27	1
1994 Dallas.....	2-2	18	303	16.8	53t	2
1995 Dallas.....	3-3	13	185	14.2	36t	3
1996 Dallas.....	2-2	9	125	13.9	22	0
1998 Dallas.....	1-1	4	32	8.0	11	0
Totals	16-16	87	1,315	15.1	53	8





★ JERRY JONES ★

Owner/President/General Manager, 1989-Present

INDUCTED – 2017

Recognized around the NFL as one of his era's most influential and passionate owners, Jerry Jones was selected for induction to the Pro Football Hall of Fame as a contributor in February of 2017.

In addition to becoming the first NFL owner to lead his franchise to three Super Bowl titles (1992, 93 and 95) in a four year period of time, Jones' efforts in the areas of sports marketing, promotion, stadium development, and network television negotiations created a lasting imprint on the landscape of the NFL and the American sports culture.

Since his purchase of the Cowboys in 1989, the team has won 10 division titles, while advancing to the post-season 14 times and reaching the NFC Championship game four times.

As Dallas' general manager, Jones has overseen personnel efforts that include the acquisition of 50 different players who have combined for a collective total of 147 Pro Bowl appearances. Six Cowboys players from Jones' tenure of ownership have been inducted into the Pro Football Hall of Fame – Troy Aikman, Michael Irvin, Emmitt Smith, Deion Sanders, Larry Allen and Charles Haley - while Jones has served as the presenter for three of those men: Irvin, Smith and Allen.

The lasting landmarks to Jones' legacy of promoting and protecting the future of the sport of football can be seen in the conception and construction of AT&T Stadium in Arlington, Texas and The Star in Frisco, Texas. The stadium, which opened in 2009, has a capacity of over 100,000 and is the largest and most technologically sound indoor/outdoor stadium in the world. The Star, which serves as the world training headquarters for the Dallas Cowboys, is a state-of-the-art venue that enjoys a first-of-its-kind partnership with its surrounding community in Frisco, Texas, and the young men and women who compete in athletics at the high school and youth sports levels.

On the league level, Jones has served lengthy stints on nearly every significant NFL ownership committee, including the Competition Committee, the Broadcast Committee, the Management Council's Executive Committee, the Health and Safety Advisory Committee, and he is currently the chairman of the NFL Network and Pro Football Hall of Fame Committees.

Born on October 13, 1942, Jones' connections to the game of football go back to his playing days at North Little Rock High School. He then earned a scholarship to play at the University of Arkansas where he was a co-captain of the 1964 Razorbacks' national championship team.

Jones, who became the 15th NFL owner to be selected for induction into the Hall of Fame, is the only man in football history to both play for a collegiate national championship football team and own a Super Bowl winning club.

Jones was born on Oct. 13, 1942 in Los Angeles, Calif.

JONES' ACCOMPLISHMENTS:

- ★ Super Bowl XXVII, XXVIII and XXX Titles
- ★ A collective total of more than 100 years served on 15 different NFL ownership committees (1989-present)
- ★ Opening of AT&T Stadium in Arlington, TX (2009)
- ★ Sports Executive of the Year, SBJ (2009)
- ★ AT&T Stadium, SBJ's Sports Facility of the Year (2009)
- ★ NFL Executive of the Year, PFWA (2014)
- ★ Opening of The Star in Frisco, TX (2016)
- ★ Lifetime Achievement Award Winner, SBJ (2017)
- ★ Partnership with Salvation Army (1997-present)





★ TOM LANDRY ★ Head Coach, 1960-88 INDUCTED – 1990

Tom Landry paced the sidelines as the "only head coach" in Dallas Cowboys history for 29 years in his trademark fedora. By the time Landry's coaching career ended following the 1988 season, he had compiled a 270-178-6 record, the third most wins in NFL history.

That distinguished career was good enough for Landry to gain entry into the Pro Football Hall of Fame in 1990 and the Cowboys Ring of Honor in 1993, thanks to leading the Cowboys to two Super Bowl titles, five Super Bowl appearances, five NFC Championships, 13 division titles and an incredible 20 consecutive winning seasons.

"This team has always played for me," Landry said. "That was the key to why I continued coaching. If they wouldn't play for me, I would have been out a long time ago. They always played hard and tried hard."

Landry's head coaching career did not start out very smoothly, coming over from the N.Y. Giants staff to take over the expansion Cowboys in 1960. That first year ended with an 0-11-1 in 1960, the tie coming against Landry's former team the Giants, preventing the Cowboys from going winless. The Cowboys went on to suffer through losing seasons in the first five years, before going 7-7 in 1965.

But from that point on, Landry turned the franchise into "America's Team," the Cowboys reeling off 20 consecutive winning seasons from 1966-85, one of the longest winning streaks in all of professional sports.

As a player-coach with the Giants before coming to the Cowboys, Landry helped to develop what would eventually become a base defense in the NFL, the 4-3. It was innovations like this that caught the attention of Cowboys owner Clint Murchison Jr. and president Tex Schramm when it came time to select the franchise's first head coach.

As head coach of the Cowboys, Landry introduced more innovations to the game, including offensive motion. Very seldom did the Cowboys run a play from the formation they initially lined up in after breaking the huddle. Landry brought back the shotgun formation, popularized situational substitutions and concocted the "Flex" defense.

Walking the sidelines characteristically stoic, Landry was always thinking a couple of plays ahead and what the long-term effects of each play he called might be. He coached football as if it were a chess match, positioning his team in the best way to win in the end. And in the end, no one coached with more success for a longer period of time than Landry. That success was the impetus for Landry's induction into Pro Football Hall of Fame less than two years after he coached his last game.

The legendary coach, born Sept. 11, 1924, in Mission, Texas, died Feb. 12, 2000 of leukemia.

LANDRY'S ACCOMPLISHMENTS:

- ★ 20 Consecutive Winning Seasons (1966-85)
- ★ Super Bowl VI and XII Titles
- ★ 2 NFL Championship game appearances
- ★ 5 NFC Titles
- ★ 13 Divisional Titles
- ★ 1966 NFL Coach of the Year
- ★ 1975 NFC Coach of the Year

LANDRY'S CAREER TOTALS

Year	W	L	T	Pct	Place	Playoff
1960	0	11	1	.000	7 NFL-East	-
1961	4	9	1	.308	6 NFL-East	-
1962	5	8	1	.385	5 NFL-East	-
1963	4	10	0	.286	5 NFL-East	-
1964	5	8	1	.385	5 NFL-East	-
1965	7	7	0	.500	2 NFL-East	-
1966	10	3	1	.769	1 NFL-East	**0-1
1967	9	5	0	.643	1 NFL-Capitol	**1-1
1968	12	2	0	.857	1 NFL-Capitol	0-1
1969	11	2	1	.846	1 NFL-Capitol	0-1
1970	10	4	0	.714	1 NFC-East	*2-1
1971	11	3	0	.786	1 NFC-East	*3-0
1972	10	4	0	.714	2 NFC-East	1-1
1973	10	4	0	.714	1 NFC-East	1-1
1974	8	6	0	.571	3 NFC-East	-
1975	10	4	0	.714	2 NFC-East	*2-1
1976	11	3	0	.786	1 NFC-East	0-1
1977	12	2	0	.857	1 NFC-East	*3-0
1978	12	4	0	.750	1 NFC-East	*2-1
1979	11	5	0	.688	1 NFC-East	0-1
1980	12	4	0	.750	2 NFC-East	2-1
1981	12	4	0	.750	1 NFC-East	1-1
1982	6	3	0	.667	2 NFC-East	**2-1
1983	12	4	0	.750	2 NFC-East	0-1
1984	9	7	0	.563	4 NFC-East	-
1985	10	6	0	.625	1 NFC-East	0-1
1986	7	9	0	.438	3 NFC-East	-
1987	7	8	0	.467	2 NFC-East	-
1988	3	13	0	.188	5 NFC-East	-
Total	250	162	6	.605		20-16

* Super Bowl Appearance ** NFL Championship Game Appearance *** NFL strike-shortened season

STAFF

PLAYERS

2017 SEASON

RECORDS

PLAYOFF
RECORDS

HALL OF
FAME

SIDELINES



74

★ BOB LILLY ★
Defensive Tackle, 1961-74
INDUCTED – 1980

Before earning the nickname "Mr. Cowboy," Bob Lilly was the first player ever drafted by the Dallas Cowboys in 1961. So it is fitting that Lilly not only became the first Cowboys player inducted into the Ring of Honor in 1975, but also became the franchise's first player inducted into the Pro Football Hall of Fame in 1980.

During the course of 14 seasons with the Cowboys, Lilly was named Rookie of the Year in 1961, was selected to the Pro Bowl a club-record-tying 11-times (Jason Witten) – 10 consecutive selections between 1964-74 – was named to the All-Pro team seven times and played in two Super Bowls, including the club's very first Super Bowl victory, 24-3 over Miami in Super Bowl VI.

As the foundation of the famed "Doomsday Defense," Lilly's intensity was readily apparent in an infamous scene after the Cowboys Super Bowl V loss to the Baltimore Colts when he ripped his helmet off and hurled it into the air. The following year, the Lilly-led Cowboys defense held Miami to only a field goal in Super Bowl VI, the fewest points ever given up in Super Bowl history.

"The competition is what I love," Lilly once said. "That makes me a lot more intense. Personalities don't enter into it at all. My objective is to get the man with the ball. Nobody better get in my way."

Lilly is the Cowboys all-time leader in consecutive games played at 196, is tied for second with 14 seasons played and second all-time with 194 games started. Lilly led the Cowboys in sacks three consecutive years, beginning with his rookie season.

"A man like that comes along once in a lifetime," late Cowboys head coach Tom Landry said in 1972. "He is something a little bit more than great. Nobody is better than Bob Lilly."

Lilly was a two-time All-American defensive end at Texas Christian University and a two-time all-Southwest Conference team selection.

He was born July 26, 1939, in Olney, Texas.

LILLY'S ACCOMPLISHMENTS:

- ★ 11-Time Pro Bowl selection (Tied for Franchise Record)
- ★ 7-Time All-Pro
- ★ NFL 75th Anniversary Team
- ★ AFL-NFL 25-year Anniversary Team
- ★ National Football Foundation Hall of Fame
- ★ Super Bowl VI Title
- ★ 2 NFC Titles
- ★ 4 Eastern Conference Titles
- ★ November 23, 1975 declared "Bob Lilly Day" in Dallas, Texas
- ★ College Football Hall of Fame



Bob Lilly was the first Cowboys player inducted into the Pro Football Hall of Fame in 1980.



20

★ MEL RENFRO ★ Defensive Back, 1964-77 INDUCTED – 1996

Mel Renfro first came to the Cowboys as a highly-acclaimed running back out of the University of Oregon. But Cowboys head coach Tom Landry saw Renfro as a defensive back when they selected him in the second round of the 1964 draft.

And what a defensive back he was during his 14-year career, becoming arguably the best safety/cornerback to ever play for the Cowboys, and one of the best to ever play in the NFL. His 52 career interceptions still stand as a team record, and his 26.4-yard career kick-off-return average is second - both a tribute to his running ability.

The NFL certainly got to know Renfro in a hurry, having been elected to the Pro Bowl in each of his first 10 seasons in the NFL - the first six at free safety and the final four at cornerback. His 10 Pro Bowl appearances is second to only Bob Lilly's 11 for the Cowboys.

On top of his 10 Pro Bowls, Renfro was a four-time All-Pro, playing in four Super Bowls and eight NFC Championships. He became the fifth member of the exclusive Ring of Honor in 1981, and was finally elected to the Pro Football Hall of Fame in 1996 in his 14th year of eligibility.

Renfro's 14 seasons with the Dallas Cowboys ties him for second in club history, just one shy of the record.

While at Oregon, Renfro led the team in rushing three consecutive years and was a two-time All-American. Despite coming to the NFL as an acclaimed runner, Renfro only ran the ball eight times during his career, all in 1966. Landry saw a free safety first, Renfro spending his first six seasons at safety and the final eight at corner.

In the middle of Renfro's All-Pro 1969 season, Landry was uncharacteristically complimentary toward one of his players, calling him "the best in the league at free safety."

But the Cowboys certainly figured out a way to capitalize on Renfro's running ability, having him return punts and kickoffs early in his career. He led the NFL in kickoff and punt returns his rookie season, and had seven interceptions, returning one for a touchdown. Renfro still is tied for the franchise lead with two career touchdown returns, and his 30-yard kick-off return average in 1965 still remains as the single-season high.

But it was interceptions Renfro was best known for during his career. In his first six years at free safety, Renfro totaled 30 interceptions. His interception totals declined somewhat when Landry moved him to cornerback for good in 1970. The decline had more to do with quarterbacks' reluctance to throw his way than any diminishing skills or quickness. His 626 interception return yards still stands as a career record for the Cowboys.

That 1971 Pro Bowl possibly was the greatest indication of Renfro's all-round ability. Not only did he play cornerback, but he also returned two punts for touchdowns, leading the NFC to a 27-6 win and earning the game's Most Valuable Player award.

He was born Dec. 30, 1941, in Houston, Texas.

RENFRO'S ACCOMPLISHMENTS:

- ★ 5-Time All-Pro
- ★ 10-Time Pro Bowl selection
- ★ 3-Time All-NFC
- ★ Cowboys Career Record 52 interceptions
- ★ Cowboys Career Record 626 interception return yards
- ★ 2nd in Cowboys history with a 26.4-yard kickoff-return average
- ★ Super Bowl VI and XII Titles
- ★ 4 NFC Championships
- ★ 9 Division Titles
- ★ Consensus All-American, 1962

RENFRO'S CAREER TOTALS

Kickoff Returns				Punt Returns			
No.	Yds.	Avg.	Long	No.	Yds.	Avg.	Long
Totals.....	85	2,246	26.4	100†	2	Totals.....	109
Fumble				Interceptions			
Rec.	TD	No.	Yds.	Avg.	Long	TD	
Totals.....	12	3	Totals.....	52	626	12.0	90†

*Official tackle and sack stats not tabulated until 1979.



21

★ DEION SANDERS ★ Cornerback, 1995-99 INDUCTED – 2011

On Sept. 9 1995, the Dallas Cowboys made the biggest free agent move in the franchise's history by signing Deion Sanders to a long term contract. In doing so, Dallas was able to secure the services of one of the most talented cornerbacks in the history of the NFL. His stardom in the NFL was apparent from his first career game when he returned a punt 68 yards for a touchdown. More of that spectacular play continued throughout his 14-season, 188-game career. Sanders, who spent time with five different NFL teams, scored a total of six touchdowns on punt returns, three on kickoff returns, and returned nine interceptions for scores. The multi-faceted athlete also returned one fumble for a touchdown and had 60 receptions for 784 yards and three touchdowns with the Falcons (1989-1993), San Francisco 49ers (1994), Dallas Cowboys (1995-99), Washington Redskins (2000) and Baltimore Ravens (2004-05). In all, he recorded 53 interceptions including five with the Ravens when he returned to the field after a three-year retirement.

Sanders was an extremely gifted and versatile athlete, who was also a Major League Baseball player. As a baseball player, Sanders spent time with the New York Yankees (1989-90), Atlanta Braves (1991-94), Cincinnati Reds (1994-95, 1997, 2001) and San Francisco Giants (1995). He is the only man in professional sports to play in both a World Series (batting at a .533 World Series clip with Atlanta in 1992) and in the Super Bowl (with victorious San Francisco and Dallas teams following the 1994 and 1995 seasons). To further validate his versatility, Sanders is the only man in NFL history who has recorded both a pass reception – a 47-yarder, the longest completion of the game in Super Bowl XXX – and an interception – returned for 15 yards in Super Bowl XXIX – in Super Bowl action. After helping the Cowboys win Super Bowl XXX, Sanders announced on Feb. 20, 1996 that he would play football exclusively for the entire 1996 season. As a result, Sanders started 16 regular season games at cornerback and another eight at wide receiver – becoming the first two-way starter in the NFL since the Philadelphia Eagles Chuck Bednarik, who retired in 1962. At the completion of the 1996 football season, Sanders returned to baseball, signing with the Reds, and led the league in stolen bases (56) in the 1997 season before returning to football on a full-time basis in September.

He was selected to eight Pro Bowls, and became a member of the NFL's All-Decade Team of the 1990s as both a cornerback and a punt returner, leading the NFL in punt returns in 1998. He also led the NFC in kickoffs in 1992 and interceptions in 1991 and 1993. He was named first-team All-Pro nine times at cornerback in addition to receiving All-NFL acclaim by some media outlets as a kick returner in 1992 and as a punt returner in 1998. Sanders won two Super Bowls during his career. He started at right cornerback for the 49ers in their 49-26 victory over the San Diego Chargers in Super Bowl XXIX and at left cornerback in the Cowboys 27-17 win over the Pittsburgh Steelers in Super Bowl XXX.

His 23 career touchdowns (including playoffs) have been scored in the following manner: interceptions (nine), pass receptions (three), rushes (one), kickoff returns (three), punt returns (six) and fumble recoveries (one). Sanders holds the NFL record for career touchdowns scored on any type of return with 18. Perhaps the one statistic that supports Sanders' status as one of the game's greatest playmakers is his 25.1-yard career interception average on 53 career thefts (1,331 yards), ranking him sixth all-time. He retired second all-time in interception return yardage (1,331) and tied for second for most interceptions returned for a touchdown in a career (nine) and a season (three). His career-high 303 yards gained on interception returns with the 49ers in 1994 was third best ever in the NFL at the time of his retirement. He also returned three picks for touchdowns (74, 93, 90 yards) that season to become the first player ever to have two 90-yard interception returns for touchdowns in the same season. He was named the NFL's Defensive Player of the Year.

Sanders was originally drafted by Atlanta in the first round (fifth overall) of the 1989 NFL Draft out of Florida State, just behind Troy Aikman (first overall selection in 1989).

SANDERS' ACCOMPLISHMENTS:

- ★ Only man in professional sports to play in both a World Series and in a Super Bowl
- ★ 8-Time Pro Bowl selection
- ★ Member of the NFL's All-Decade Team of the 1990s as both a cornerback and a punt returner
- ★ Named first-team All-Pro nine times at cornerback
- ★ Holds the NFL record for career touchdowns scored on any type of return with 18

SANDERS' CAREER TOTALS

		DEFENSE								RETURNS											
Year Team	GP-GS	ST	AT	TT	INT	Yds	Long	TD	PR	Yds	Avg	Lg	TD	KR	Yds	Avg	Lg	TD			
1989 Atlanta.....	15-10	28	11	-	39	5	52	22	0	28	307	11.0	68	1	35	725	20.7	72	0		
1990 Atlanta.....	16-16	31	19	-	50	3	153	82	2	29	250	8.6	79	1	39	851	21.8	50	0		
1991 Atlanta.....	15-15	35	14	-	49	6	119	55	1	21	170	8.1	23	0	26	576	22.2	100	1		
1992 Atlanta.....	13-12	44	22	-	66	3	105	55	0	13	41	3.2	14	0	40	1,076	26.7	99	2		
1993 Atlanta.....	11-10	27	7	-	34	7	91	41	0	2	21	10.5	16	0	7	169	24.1	31	0		
1994 San Francisco....	14-12	35	2	-	37	6	303	93	3	0	0	0.0	0	0	0	0	0.0	0	0		
1995 Dallas.....	9-9	22	6	-	28	2	34	34	0	1	54	54.0	54	0	1	15	15.0	15	0		
1996 Dallas.....	16-15	32	13	-	45	2	3	2	0	1	4	4.0	4	0	0	0	0.0	0	0		
1997 Dallas.....	13-12	20	9	-	29	2	81	50	1	33	407	12.3	83	1	1	18	18.0	18	0		
1998 Dallas.....	11-11	25	3	-	28	5	153	71	1	24	375	15.6	69	2	1	16	16.0	16	0		
1999 Dallas.....	14-14	39	4	-	43	3	2	2	0	30	344	11.5	76	1	4	87	21.8	31	0		
2000 Washington.....	16-15	39	7	-	46	4	91	32	0	25	185	7.4	57	0	1	-1	-1.0	-1	0		
2004 Baltimore.....	9-2	8	1	-	9	3	87	48	1	5	41	8.2	23	0	0	0	0.0	0	0		
2005 Baltimore.....	16-4	27	2	-	29	2	57	33	0	0	0	0.0	0	0	0	0	0.0	0	0		
Totals.....	188-157	412	120	-	532	53	1,331	931	9	212	2,199	10.4	831	6	155	3,523	22.7	1001	3		



★ TEX SCHRAMM ★ President and General Manager, 1959-89 INDUCTED – 1991

Texas Earnest Schramm Jr., better known as "Tex," rose to Professional Football Hall of Fame status during his 29 seasons as president and general manager of the Dallas Cowboys, turning a 1960 expansion franchise in Dallas into one of the most successful franchises in NFL history.

With Schramm overseeing the birth and growth of the Cowboys organization, the team reached five Super Bowls, winning two, made 18 playoff appearances and compiled an NFL-record 20 consecutive winning seasons, one of the longest such streaks in all of professional sports.

Schramm was an NFL pioneer and innovator. Under his watch, the Dallas Cowboys were always on the cutting edge with revolutionary ideas and visions. He was instrumental in creating the Dallas Cowboys Cheerleaders, the first of their kind in professional football, developing the Cowboys Ring of Honor and bringing an annual Cowboys Thanksgiving Day game to the nation.

Schramm's work was not just focused on the Dallas Cowboys, as his tireless efforts changed the face of the entire NFL. He was a driving force behind the development and implementation of instant replay, giving the head referee a microphone for penalty announcements, shortening the play-clock and helping to develop the wild-card playoff system.

A tough negotiator, Schramm was the engineer in building the Cowboys foundation from the ground up. His tough stance in labor negotiations was also evident in his support for using replacement players during the 1987 NFL strike. After just three weeks, the move proved successful and the players returned to work. The benefits of this would be apparent in future years as lasting labor peace was reached with the NFL Players Association in 1992 and has continued since.

His position as chairman of the NFL Competition Committee from 1966 to 1988 aided his innovative efforts. Schramm's impact on the league was widespread, and probably his most cherished legacy since the one-time TV-executive at CBS who first came up with the idea of televising the Winter Olympics in 1960 from Squaw Valley was such a firm believer in preserving and making history.

One of Schramm's most significant accomplishments in the NFL was coordinating the merger of the established NFL and the fledgling American Football League in 1966, holding what amounted to as secret meetings with Kansas City Chiefs owner Lamar Hunt at the insistence of NFL Commissioner Pete Rozelle.

The merger of the two warring leagues led to what became known as the Super Bowl, and when the leagues combined in 1970, the most powerful sports league in the world.

After Schramm departed the Cowboys in 1989 when Jerry Jones bought the club, he went international, becoming president of the upstart World League of American Football, later to become known as NFL Europe. He was inducted into the Pro Football Hall of Fame in 1991.

"I'm not one of the great athletes like the men behind me," a jubilant Schramm said during his Hall of Fame induction speech. "But I'm thrilled to be standing in front of them. Many of the men in here were my heroes. To be rubbing shoulders with them, it's beyond my comprehension."


In all, Schramm spent 44 years of his life in professional football, starting as a sportswriter for the Austin American-Statesman in 1947 – a natural step for the California-born Schramm who earned a bachelor's degree in journalism from the University of Texas. Schramm spent 10 seasons with the Los Angeles Rams (1947-56), where Schramm first came in contact with Rozelle, who Schramm hired to be the Rams public relations director in 1952. Schramm then spent a brief period (1957-59) at CBS before being hired by Clint Murchison in 1959 to oversee the startup of the Dallas expansion franchise.

Schramm was born on June 2, 1920, in San Gabriel, Calif.

SCHRAMM'S NFL LEGACY:

During Schramm's 25 years as chairman of the NFL's Competition Committee, the NFL implemented the following:

Year	Contribution
1970	Moved the official game time to the scoreboard clock
1972	Moved the hash marks toward the center of the field to aid offense
1974	Implemented stricter pass defense rules to influence scoring
1974	Moved goalposts from the goal line to the end line for safety and to help offensive play
1974	Developed the sudden-death overtime concept for breaking ties
1975	Gave the referee a microphone to announce calls to the crowd and TV audiences
1977	Made defensive linemen's head slaps illegal
1979	Implemented the in-the-grasp rule to protect quarterbacks
1986	Instituted Instant Replay to aid officials
	Enabled Quarterbacks to stop the clock by throwing the ball directly into the ground



22

★ EMMITT SMITH ★ Running Back, 1990-2002 INDUCTED - 2010

In 15 seasons - 13 with Dallas - Emmitt Smith made an impact on the NFL that few players can match at any position or in any era. As the NFL's all-time leading rusher, Smith also won four NFL rushing titles, three Super Bowl titles and a league (1993) and Super Bowl (XXVIII) MVP award. He was selected to the Pro Bowl eight times, and on the club's offense, only Jason Witten (11) and Larry Allen (10) were selected to more in club history. Among NFL running backs, only Barry Sanders (10) was selected more times. With 975 rushing yards in 2002, Smith became just the seventh player in NFL history to carry the title of all-time rushing leader, taking that designation from Walter Payton.

After 13 seasons in Dallas, Smith had 17,162 career rushing yards, and he moved past Payton's 16,726 career yard mark in Week Eight of the 2002 season against Seattle. Smith finished his pro career with 18,355 yards and is also the NFL's career rushing touchdowns leader (164), and second in league annals in total touchdowns (175), trailing Jerry Rice by 33. The first player in NFL history to post five straight seasons with over 1,400 yards rushing, Smith, Jim Brown and LaDainian Tomlinson are the only players with seven straight 10-touchdown seasons to start their career. With 1,021 yards rushing in 2001, Smith became the first player in NFL history to rush for 1,000 yards in 11 consecutive seasons and the first to post 11 1,000-yard rushing seasons in a career.

Smith holds the NFL record for career rushing attempts with 4,409, passing Payton (3,838) in Week Three of the 2002 season. With a then NFL-record 25 rushing touchdowns in 1995, Smith scored 100 career touchdowns in just six seasons, originally the fastest anyone in league history had reached that mark. Smith also tied Brown's NFL record by scoring 100 touchdowns in just 93 career games. Since Smith's accomplishment, Tomlinson reached the feat in 89 games. His 25 career scores against the Arizona Cardinals is tied for the third-best total by a player against an opponent since 1970, followed by his 24 scores against Washington and the N.Y. Giants.

His value to the Cowboys success can be seen in the club's 99-26 mark (91-24 in regular season) when he carried the ball 20-or-more times a game and 64-19 record (57-19 in regular season) when he rushed for 100 yards. The century mark became a big number in Smith's career, having rushed for 100 yards in 155-of-326 games dating back to high school, including 83-of-218 games with Dallas, including playoffs. In NFL annals, Smith's 78 regular season 100-yard rushing games is a record. Included in Smith's club-record 76 100-yard rushing games are 11 of the top 15 performances in team history and 18 days with over 150 yards (the fourth highest total of 150-yard games in NFL history). Smith rushed for over 100-yards against 22 of the 32 NFL teams.

In addition, he rushed for 2,466 yards against the Philadelphia Eagles in his 15-year career, his best output against any single opponent. That total ranks second since 1970 for running backs against one team. Smith also has the third and fourth best totals in that category.

One reason Smith was such a workhorse in the Dallas offense over the years was his ability to answer the bell at game time, having started 216-of-218 career games - including playoffs. While in Dallas, he missed just four career games due to injury, and it was that durability that enabled Smith to lead the Cowboys in rushing in 178 of his 201 career regular season games. The lack of decline in Smith's game is also evidenced by the fact that he had rushed for 5,928 yards from 1998-2002 - the fifth highest yardage total in the NFL over that time span. His 41 rushing touchdowns during his last five years in Dallas was the third-best figure in the league.

Not limited to rushing and scoring, Smith is fifth on the Cowboys all-time receptions list with 486 career catches, trailing Drew Pearson (489) by three receptions. Smith is one of only seven NFL players who have amassed over 9,000 career-rushing yards and 500 career receptions. He is second on the NFL's yards from scrimmage list and fourth on the NFL's all-time combined yardage list with 20,174 yards.


Smith was born on May 15, 1969 in Pensacola, Fla.

SMITH'S ACCOMPLISHMENTS:

- ★ 8-Time Pro Bowl selection
- ★ League (1993) and Super Bowl MVP (XXVIII)
- ★ 4 - NFL rushing titles (91,92,93,95)
- ★ NFL record holder for 1,000 yard seasons (11)
- ★ Super Bowl XXVII,XXVIII,XXX titles
- ★ NFL all-time leading rusher (18,355)
- ★ NFL career rushing touchdowns leader (164)
- ★ 1990 NFL Rookie of the Year

SMITH'S CAREER TOTALS

Year Team	GP-GS	RUSHING					RECEIVING				
		Att	Yds	Avg	Long	TD	Rec	Yds	Avg	Long	TD
1990 Dallas	16-15	241	937	3.9	48t	11	24	228	9.5	57	0
1991 Dallas	16-16	365	1,563	4.3	75t	12	49	258	5.3	14	1
1992 Dallas	16-16	373	1,713	4.6	68t	18	59	335	5.7	26t	1
1993 Dallas	14-13	283	1,486	5.3	62t	9	57	414	7.3	86	1
1994 Dallas	15-15	368	1,484	4.0	46	21	50	341	6.8	68	1
1995 Dallas	16-16	377	1,773	4.7	60t	25	62	375	6.0	40	0
1996 Dallas	15-15	327	1,204	3.7	42	12	47	249	5.3	21	3
1997 Dallas	16-16	261	1,074	4.1	44	4	40	234	5.9	24	0
1998 Dallas	16-16	319	1,332	4.2	32	13	27	175	6.5	24	2
1999 Dallas	15-15	329	1,397	4.2	63t	11	27	119	4.4	14t	2
2000 Dallas	16-16	294	1,203	4.1	52	9	11	79	7.2	19	0
2001 Dallas	14-14	261	1,021	3.9	44	3	17	116	6.8	22	0
2002 Dallas	16-16	254	975	3.8	30t	5	16	89	5.6	17	0
2003 Arizona	10-5	90	256	2.8	22	2	14	107	7.6	36	0
2004 Arizona	15-15	267	937	3.5	29t	9	15	105	7.0	18	0
Totals	226-219	4,409	18,355	4.2	75t	164	515	3,224	6.3	86	11
Playoffs											
1991 Dallas	2-2	41	185	4.5	19	1	1	2	2.0	19	0
1992 Dallas	3-3	71	336	4.7	38	3	13	86	6.6	38	1
1993 Dallas	3-3	66	280	4.2	15t	3	13	138	10.6	15t	1
1994 Dallas	2-2	27	118	4.4	14	3	4	8	2.0	5	0
1995 Dallas	3-3	74	298	4.0	25	6	6	60	10.0	22	0
1996 Dallas	2-2	39	196	5.0	37t	2	7	24	3.4	15	0
1998 Dallas	1-1	16	74	4.6	13	0	1	10	10.0	10	0
1999 Dallas	1-1	15	99	6.6	65	1	1	14	14.0	14	0
Totals	17-17	349	1,586	4.5	65	19	46	342	7.4	22	2



12 ★ ROGER STAUBACH ★

Quarterback, 1969-79

INDUCTED – 1985

Good things come to those who wait, and certainly the Dallas Cowboys patience in the mid-60's was supremely rewarded, landing one of the best players in franchise history because they were willing to wait for Roger Staubach to fulfill his military commitment.

For those five years of patience, the Cowboys landed the guy who became better known as "Roger The Dodger" over the next 11 years when he was selected to six Pro Bowls – including five consecutively – and was named the NFL Players Association Most Valuable Player in 1971. Staubach led the NFL in passing four times and was selected to the All-NFC team five times.

"He is one of the finest to ever play the game," Green Bay Packers Quarterback Bart Starr once said of Staubach. "I think if I had some of that Staubach competitiveness, I'd have been much better."

Staubach, the 1963 Heisman Trophy winner, was drafted by the Dallas Cowboys in 1964 from the Naval Academy, but did not join the team until 1969 due to his Navy commitment. Former president and general manager Tex Schramm signed Staubach to a futures contract in a hotel room in 1964, actually scribbling out the details on a legal-sized tablet that would have Staubach paid annually to participate in training camp practices when he had enough leave built up.

The 1963 Heisman Trophy winner showed up in Dallas as a 27-year-old rookie, but in those 11 seasons still managed to carve out the franchise's all-time leading quarterback rating of 83.42 and became a four-time NFL passing champion. But Staubach almost became better known for his scrambling ability, and to this day ranks 11th on the Cowboys all-time rushing list with 2,264 yards.

Staubach owns the second-most passing yards in club history, 22,700, and his 3,586 in 1979 still ranks as the sixth most passing yards in a single season for the Cowboys. He also still leads the club with a career average of 7.67 yards-per-attempt.

Staubach also became known as "Captain Comeback" for his 23 fourth-quarter come-from-behind victories in regular season and playoff games, including 14 in the final two minutes or overtime. Never was this more apparent than in a 1975 playoff game against the Minnesota Vikings when Staubach connected with wide receiver Drew Pearson on a desperation 50-yard "Hail Mary" touchdown pass that knocked the Vikings out of the playoffs.

"You could never defeat Roger mentally or physically," late Cowboys head coach Tom Landry said in 1983. "He was like that in a game, in practice or in the business world."

Staubach ended his Cowboys career with four Super Bowl appearances, including wins in Super Bowls VI and XII. In Super Bowl VI, Staubach was named the game's Most Valuable Player.

Following the 1979 season, Staubach retired, fearing the after-effects of recurring concussions.

In 1983, Staubach became the sixth member of the Dallas Cowboys Ring of Honor and two years later was inducted into the Pro Football Hall of Fame.

He was born Feb. 5, 1942, in Cincinnati, Ohio.

STAUBACH'S ACCOMPLISHMENTS:

- ★ 6-Time Pro Bowl selection
- ★ 4-Time NFL Passing Champion
- ★ MVP of Super Bowl VI
- ★ Super Bowl VI and XII Titles
- ★ 5 NFC Titles
- ★ 7 Division Titles
- ★ 1965 Naval Academy Athletic Association Sword
- ★ 1979 Byron "Whizzer" White Award
- ★ 1978 NFL Man of the Year
- ★ 1971 NFL Players Association Most Valuable Player
- ★ 1971 Bert Bell Award
- ★ 1975 Vince Lombardi Sportsman of the Year
- ★ 1963 Heisman Trophy
- ★ 1963 Walter Camp Memorial Trophy

STAUBACH'S CAREER PASSING TOTALS

Year Team	G	Att	Com	Comp %	Yds	YPA	TD	Int	Rating
1969 Dallas.....	6	47	23	48.9	421	8.96	1	2	69.5
1970 Dallas.....	8	82	44	53.7	542	6.61	2	8	42.9
1971 Dallas.....	13	211	126	59.7	1882	8.92	15	4	104.8
1972 Dallas.....	4	20	9	45.0	98	4.90	0	2	20.4
1973 Dallas.....	14	286	179	62.6	2,428	8.49	23	15	94.6
1974 Dallas.....	14	360	190	52.8	2,552	7.09	11	15	68.4
1975 Dallas.....	13	348	198	56.9	2,666	7.66	17	16	78.5
1976 Dallas.....	14	369	208	56.4	2,715	7.36	14	11	79.9
1977 Dallas.....	14	361	210	58.2	2,620	7.26	18	9	87.0
1978 Dallas.....	15	413	231	55.9	3,190	7.72	25	16	84.9
1979 Dallas.....	16	461	267	57.9	3,586	7.78	27	11	92.3
Total	131	2,958	1,685	57.0	22,700	7.67	153	109	83.4



54 ★ RANDY WHITE ★

Defensive Tackle, 1975-1988

INDUCTED – 1994

Randy White came to the Cowboys from the University of Maryland as the No. 2 pick in the 1975 NFL Draft. Before his career was over, 14 years later, he would become known as the "Manster" – half man, half defensive monster – setting numerous franchise records as the heart-and-soul of the famed "Doomsday Defense."

White struggled in his first two years with the Cowboys when then head coach Tom Landry moved White from his familiar defensive tackle position to linebacker. But, after Landry moved White back to right tackle in 1977, White became one of the NFL's most dominating defensive linemen and a coveted co-Super Bowl MVP.

"Coming out of college a lot was expected of me," White said. "But I never did feel comfortable playing linebacker. Those first two years I was fighting for my life out there. Then they switched me to defensive tackle, where I was a lot more comfortable and from there my career took off."

White played 14 seasons, tying him for second all-time in franchise history, and he set a franchise record with eight All-Pro selections. White also was selected to nine Pro Bowls, ranking third in franchise history for Pro Bowl appearances. White's 16 sacks in 1978 rank third in franchise history for a single season, and he still remains third all-time in career tackles with 1,104 and second with 701 career solo tackles.

"His performances range anywhere from spectacular to spectacular," Landry once said. "He could outmatch anybody's intensity from game to game."

In his career, White played in six NFC Championship Games and three Super Bowls, claiming victory in Super Bowl XII and co-MVP honors with teammate Harvey Martin. Even more astounding, White only missed one game in his 14-year career.

In 1994, White was inducted into the Ring of Honor with teammate Tony Dorsett, the same year he was inducted into the Pro Football Hall of Fame.

"Any honor I receive is a reflection on the great teammates and coaches I had in my career," White said. "There's a real special group of guys with the Cowboys, and to be a part of that was a great honor." He was born Jan. 15, 1953, in Pittsburgh, Pa.

WHITE'S ACCOMPLISHMENTS:

- ★ 9-Time Pro Bowl selection
- ★ 8-Time All-Pro
- ★ Co-MVP Super Bowl XII
- ★ 1978 Defensive Player of the Year
- ★ 1982 NFL Defensive Lineman of the Year
- ★ Super Bowl XII Title
- ★ 3 NFC Titles
- ★ 5 Division Titles
- ★ 3rd Franchise History Career Solo Tackles (701)
- ★ 3rd Franchise History Career Combined Tackles (1,104)
- ★ 3rd Franchise History Games Played (209)
- ★ Outland Trophy – University of Maryland
- ★ Lombardi Trophy – University of Maryland

WHITE'S CAREER TOTALS

Year Team	Games	Solo	Asst.	Total	Sacks	Rec.
1975 Dallas.....	14	13	6	19	7.0	2
1976 Dallas.....	14	25	17	42	6.0	1
1977 Dallas.....	14	70	48	118	13.0	2
1978 Dallas.....	16	75	48	123	16.0	0
1979 Dallas.....	15	50	41	91	5.0	1
1980 Dallas.....	16	56	32	88	6.5	0
1981 Dallas.....	16	61	33	94	8.5	0
1982 Dallas.....	9	22	21	43	2.5	1
1983 Dallas.....	16	67	33	100	12.5	1
1984 Dallas.....	16	81	27	108	12.5	0
1985 Dallas.....	16	61	34	95	10.5	0
1986 Dallas.....	16	73	30	103	6.5	2
1987 Dallas.....	15	39	25	64	6.0	0
1988 Dallas.....	16	8	8	16	1.5	0
Total	209	701	403	1,104	111.0	10



70 ★ RAYFIELD WRIGHT ★

Offensive Tackle, 1967-79

INDUCTED – 2006

Only nine players have played football for the Dallas Cowboys longer than Rayfield Wright, and only five players in the history of the Cowboys organization have been to more Pro Bowls than Wright's six.

After playing tight end, tackle and defensive end during his first three NFL seasons, Wright settled in at right tackle in 1970. Before undergoing knee surgery that forced him to miss most of the 1977 season, Wright was acknowledged as the NFL's premier offensive tackle. Wright was selected to six straight Pro Bowls (1971-76) as a tackle while earning All-Pro honors four times and earning recognition on the NFL's all-decade team for the 1970s.

During each of his 13 seasons, the Cowboys offense ranked in the top six in the NFL for total offense, including leading the league five times. Behind his blocking, Calvin Hill became the first 1,000 yard rusher in team history when he ran for 1,036 yards in 1972. All totaled, Dallas had a running back clear the 1,000 yard barrier five times during his tenure. Also behind his blocking, Roger Staubach became the first quarterback in franchise history to throw for more than 3,000 yards in a season when he totaled 3,190 passing yards in 1978, the year Wright returned from his knee surgery.

In his 13-year NFL career with the Dallas Cowboys, Wright was a key contributor to teams that had 13 straight winning seasons, made 12 playoff trips and won 10 division titles. He also played in eight conference championship games and won five NFC Championships (1970, 1971, 1975, 1977, 1978) and two Super Bowls (VI and XII). He was part of a team that had a 74.1% winning percentage in the regular season (137-48-1) and a 60.0% winning percentage in the post season (15-10).

During his 13 seasons, Wright was a participant in five Super Bowls, claiming the ultimate prize twice. Only one other player in NFL history has appeared in more Super Bowls than Wright, he is one of only 13 players in NFL history, and the only offensive tackle, to have played in five Super Bowls.


During Wright's career, the Cowboys were the only team to play in five Super Bowls in one calendar decade – or in any ten year period of time – advancing to the Super Bowl following the 1970, 1971, 1975, 1977 and 1978 seasons.

Rayfield Wright was inducted into the Dallas Cowboys Ring of Honor on October 10, 2004, joining Bob Lilly, Don Meredith, Don Perkins, Chuck Howley, Mel Renfro, Roger Staubach, Lee Roy Jordan, Randy White, Tony Dorsett, Tom Landry, Bob Hayes, Tex Schramm and Cliff Harris. Troy Aikman, Michael Irvin and Emmitt Smith were inducted in 2005.

He was born August 23, 1945, in Griffin, Ga.

WRIGHT'S ACCOMPLISHMENTS:

- ★ 6-time Pro Bowl selection
- ★ 4-time All Pro
- ★ Super Bowl VI and XII titles
- ★ 5 NFC Championships
- ★ 10 Division Titles
- ★ 1970s member of NFL's All-Decade Team



Rayfield Wright became the first Cowboys offensive lineman selected to both the Pro Football Hall of Fame and the Ring of Honor at Texas Stadium.

Ring of Honor

The Cowboys honor those who made outstanding contributions to the club by inducting them into the Ring of Honor at AT&T Stadium. Their names and the years of service are prominently displayed in silver on the wall above the seats at AT&T Stadium. The 21 members of the Cowboys Ring of Honor:



★ TROY AIKMAN ★ Quarterback, 1989-2000

Troy Aikman joined the Cowboys as the first overall pick in the 1989 NFL Draft out of UCLA. After guiding the franchise to three Super Bowl titles, Aikman retired holding or tied for 47 club passing records, including career attempts (4,715), completions (2,898), passing yards (32,942), touchdowns (165) and completion percentage (61.5%). At the time, he was the winningest quarterback of any decade, having finished his career with 94 regular season wins in the 90s. Aikman was a six-time Pro Bowler and the MVP of Super Bowl XXVII. He was inducted into the Ring of Honor with Emmitt Smith and Michael Irvin on Monday Sept. 19, 2005 at halftime of the Cowboys-Redskins game. Aikman was elected to the Pro Football Hall of Fame in 2006.



★ LARRY ALLEN ★ Offensive Line, 1994-2005

Larry Allen finished his Dallas Cowboys career as one of the most decorated offensive players in Dallas Cowboys and NFL history. He was named to more Pro Bowls (10) than any other offensive lineman in Cowboys history. He earned his 11th trip in 2006 while finishing his career with the San Francisco 49ers. He was named All-Pro seven times, six times at guard and once at tackle. With his selection to the Pro Bowl at tackle in 1998, he became just the third player in league history to be selected to the all-star game at more than one offensive line position. In 12 seasons in Dallas, he played all but one offensive line position (center). Was a key part of the 1995 Super Bowl champion team. Inducted during halftime of the Cowboys-Seahawks game on Nov. 6, 2011. Elected to the Pro Football Hall of Fame in 2013.



★ TONY DORSETT ★ Running Back, 1977-1987

Tony Dorsett finished his career as the second leading rusher in NFL history and played in five NFC Championship Games, two Super Bowls and four Pro Bowls. After guiding the University of Pittsburgh to the 1976 national title and claiming the Heisman Trophy, Dorsett captured rookie of the year honors in 1977. He also holds the NFL record with a 99-yard touchdown run. Inducted into the Ring of Honor in 1994, Dorsett was also elected to the Pro Football Hall of Fame in 1994. Dorsett was inducted into the Ring of Honor at halftime of the Cowboys-Arizona game on Oct. 9, 1994.





★ CHARLES HALEY ★

Defensive End, 1992-1996

Charles Haley was the first player in NFL history to win five Super Bowls - Tom Brady, five - (two with San Francisco and three with Dallas). He arrived in Dallas after six seasons as a pass rushing threat for the 49ers. Upon his arrival, he was moved to defensive end and had back-to-back double-digit sack seasons (1994-95). He was a member of 10 division championship teams in his 12 NFL seasons and played for a team with a winning record through each of his first 11 years. In 63 games played for Dallas, Haley racked up 34.0 sacks and through his 169-game career, he amassed 100.5 sacks. Inducted during halftime of the Cowboys-Seahawks game on Nov. 6, 2011. Haley was elected into the Pro Football Hall of Fame in 2013.

★ CLIFF HARRIS ★

Safety, 1970-79

Nicknamed "Captain Crash," Cliff Harris went undrafted in 1970 out of tiny Ouachita Baptist in Arkansas, but he eventually found the starting lineup as a rookie and went on to start nine consecutive years. He was named to six Pro Bowls and four All-NFL teams, and he was a member of two Super Bowl winning teams. Harris was at his best in the postseason, finishing his career with six interceptions in 21 playoff games. Harris was a member of the 1970s NFL all-decade team. Harris was inducted into the Ring of Honor at halftime of the Cowboys-N.Y. Giants game on Oct. 10, 2004.



★ BOB HAYES ★

Wide Receiver, 1965-1974

Bob Hayes led the Cowboys in receptions three times and accumulated 365 receptions for 7,295 receiving yards during his 10-year career. His 71 career touchdown receptions rank second in Cowboys history (Dez Bryant, 73). Hayes also registered remarkable career numbers for average yards-per-catch (20.0) and average yards-per-punt return (11.1). He was a three-time Pro Bowl selection and four-time All-Pro. One of the greatest sprinters in the history of track and field, Hayes joined the Cowboys with the title of "World's Fastest Human" after winning the Olympic gold medal in the 100 meters in Tokyo in 1964. Hayes was inducted into the Ring of Honor at halftime of the Cowboys against San Diego on Sept 23, 2001. Hayes was elected to the Pro Football Hall of Fame in 2009.

★ CHUCK HOWLEY ★

Linebacker, 1961-1973

When Chuck Howley retired in 1973, Tom Landry said "I don't know that I've seen anybody better at linebacker than Howley." A six-time All-Pro, Howley was the most valuable player in Super Bowl V. The Cowboys traded for Howley, who was drafted by Chicago in 1958. He was an All-America center at West Virginia. A six-time Pro Bowl selection, Howley was inducted into the Ring of Honor at halftime of the Cowboys against Detroit, Oct. 30, 1977.



★ MICHAEL IRVIN ★

Wide Receiver, 1988-1999

Michael "The Playmaker" Irvin helped lead the Dallas Cowboys to six division titles and three Super Bowl rings before a spinal injury cut his playing career short. Irvin was the team's top receiver for eight consecutive seasons and retired as the Cowboys all-time leader in receptions (750), receiving yards (11,904), playoff receptions (87) and playoff receiving yards (1,315). As a five-time Pro Bowl selection, between 1991-98, Irvin has two more appearances than any other receiver in club history. Irvin was inducted into the Ring of Honor with Emmitt Smith and Troy Aikman on Monday Sept. 19, 2005 at halftime of the Cowboys-Redskins game. Irvin was elected to the Pro Football Hall of Fame in 2007.



★ LEE ROY JORDAN ★

Linebacker, 1963-1976

The inspirational leader of the Cowboys first championship teams was Lee Roy Jordan. The Cowboys first-round draft choice in 1963 following an All-America career at Alabama, Jordan anchored the "Doomsday Defense" from his middle linebacker position for 14 years. He was named to the Pro Bowl five times and All-Pro twice. Jordan was inducted into the Ring of Honor at halftime of the Cowboys against Arizona on Oct. 29, 1989.

★ TOM LANDRY ★

Head Coach, 1960-1988


The first head coach of the Cowboys, Tom Landry led Dallas to two Super Bowl wins and five NFC titles in his 29 years at the Cowboys helm. He compiled a career record of 270-178-6, the third most wins in NFL history, and was elected to the Pro Football Hall of Fame in 1990. Landry was inducted into the Ring of Honor at halftime of the Cowboys against N.Y. Giants on Nov. 7, 1993.



★ BOB LILLY ★

Defensive Tackle, 1961-1974

Nicknamed "Mr. Cowboy," Bob Lilly was the franchise's first draft choice in 1961, the first name in the Ring of Honor in 1975 and its first inductee into the Pro Football Hall of Fame in 1980. A seven-time All-Pro, Lilly was named to a club-record tying 11 Pro Bowls. He was a two-time All-SWC pick and an All-America at Texas Christian University before being drafted by Dallas. Lilly was inducted into the Ring of Honor at halftime of the Cowboys against Philadelphia on Nov. 23, 1975.



★ DON MEREDITH ★

Quarterback, 1960-1968

Don Meredith led the Cowboys to their first winning season and their first NFL Championship Game in 1966. Signed by Clint Murchison, Jr. before Dallas was granted its NFL franchise, "Dandy Don" played in two Pro Bowls and was named NFL Player of the Year in 1966. A two-time All-America at SMU, Meredith was inducted into the Ring of Honor at halftime of the Cowboys against N.Y. Giants on Nov. 7, 1976.

★ DREW PEARSON ★

Wide Receiver, 1973-1983

In 11 seasons with the Dallas Cowboys, Drew Pearson rose from unknown to legend. A former undrafted free agent, Pearson was named to the All-Decade Team of the 1970s as he earned a niche as one of the top clutch receivers in football history. He led the team in receptions and receiving yards four consecutive seasons (1974-77) and recorded two 1,000-yard campaigns. He has a resume filled with memorable game-winning catches. In 1980 he became the all-time leading receiver in receptions, and in 1983, he took the top spot for receiving yards. He is littered through team and league postseason record books, including a catch in a club-record 22 consecutive playoff games. He was a key member of the 1977 Super Bowl XII Championship squad. Inducted during halftime of the Cowboys-Seahawks game on Nov. 6, 2011.



★ DON PERKINS ★

Running Back, 1961-1968

Don Perkins was the first Cowboys player to rush for more than 6,000 yards. A six-time Pro Bowl selection, Perkins finished among the top 10 NFL rushers in each of his eight seasons. He was named NFL Rookie of the Year in 1961 and All-NFL in 1962. Perkins was signed before Dallas was granted its NFL franchise. A three-time All-Skyline pick at New Mexico, Perkins was inducted into the Ring of Honor at halftime of the Cowboys against N.Y. Giants on Nov. 7, 1976.



★ MEL RENFRO ★

Defensive Back, 1964-1977


Mel Renfro was named to the Pro Bowl his first 10 seasons in the NFL. He is the club's all-time interceptor with 52 and kickoff returner with a 26.4-yard career average. Renfro was drafted in the second round in 1964 after a career as an All-America halfback and world class sprinter at Oregon. A five-time All-Pro, Renfro was inducted into the Ring of Honor at halftime of the Cowboys against Miami, Oct. 25, 1981. In 1996 Renfro was elected to the Pro Football Hall of Fame.



★ **TEX SCHRAMM** ★

President and General Manager, 1959-1989

Texas Earnest Schramm Jr., served 29 seasons as president and general manager of the Cowboys, turning a 1960 expansion team into one of the most successful franchises in NFL history. Under Schramm, the team reached five Super Bowls, winning two, made 18 playoff appearances and compiled an NFL-record 20 consecutive winning seasons. Schramm was instrumental in creating the Dallas Cowboys Cheerleaders, developing the Cowboys Ring of Honor and bringing an annual Cowboys Thanksgiving Day game to the nation. Schramm, as chairman of the NFL Competition Committee from 1966 to 1988, was a driving force behind the development of instant replay, giving the head referee a microphone for penalty announcements and developing the wild-card playoff system. One of Schramm's most significant accomplishments was coordinating the merger of the NFL and the American Football League in 1966. He was inducted into the Pro Football Hall of Fame in 1991. Schramm was inducted into the Ring of Honor at halftime of the Cowboys game against Philadelphia on Oct. 12, 2003.

★ **EMMITT SMITH** ★

Running Back, 1990-2002

Emmitt Smith retired as the NFL's all-time rushing leader with 18,355 yards and scored more rushing touchdowns (164) than any other player in NFL history. Smith was selected to the Pro Bowl eight times, won four NFL rushing titles ('91, '92, '93 and '95), three Super Bowl titles, and a league (1993) and Super Bowl (XXVIII) MVP award. Smith broke Walter Payton's NFL rushing record at Texas Stadium on Oct. 27, 2002 on an 11-yard run in the fourth quarter against the Seattle Seahawks. Smith was inducted into the Ring of Honor with Troy Aikman and Michael Irvin on Monday Sept. 19, 2005 at halftime of the Cowboys-Redskins game. Smith was elected to the Pro Football Hall of Fame in 2010.

★ **ROGER STAUBACH** ★


Quarterback, 1969-1979

Roger Staubach led the Cowboys to six NFC Championship Games, four Super Bowls and two Super Bowl titles. A great clutch performer, Staubach led Dallas to comeback victories 23 times, 14 in the last two minutes or overtime. A five-time Pro Bowler, he was drafted by Dallas in 1964 after winning the Heisman Trophy and Maxwell Award at the Naval Academy. Staubach was inducted into the Ring of Honor at halftime of the Cowboys against Tampa Bay, Oct. 9, 1983. Staubach was elected to the Pro Football Hall of Fame in 1985.

★ **RANDY WHITE** ★

Defensive Tackle, 1975-1988

A nine-time Pro Bowler during his 14 years with Dallas, Randy White established a club-record with eight straight All-Pro selections. White was co-MVP (with teammate Harvey Martin) in the Cowboys Super Bowl XII victory over Denver. A consensus All-America defensive end for Maryland in 1974, White won both the Outland Trophy and the Vince Lombardi Awards. White was inducted into the Ring of Honor at halftime of the Cowboys against Arizona on Oct. 9, 1994. White was also elected to the Pro Football Hall of Fame in 1994.



★ DARREN WOODSON ★

Safety, 1992-2003

Darren Woodson retired as the Dallas Cowboys all-time tackle leader, posting 1,350 through his 12-year playing career. Originally drafted in the second round of the 1992 draft, coming out of school as a linebacker, Woodson made the switch to safety and flourished in all phases of his career. He was a key part of a defense that won three Super Bowl Championships. A five-time Pro Bowler, Woodson is the only player in Cowboys history to play under five head coaches - Jimmy Johnson, Barry Switzer, Chan Gailey, Dave Campo and Bill Parcells. Until the year he finished playing, Woodson was a regular on special teams units, ranking second in club history with 134 career special teams tackles. Woodson was inducted into the Ring of Honor at halftime of the Cowboys-Seahawks game on Nov. 1, 2015.

★ RAYFIELD WRIGHT ★

Tackle, 1967-1979

Rayfield Wright is the only offensive lineman in the Ring of Honor. A seventh-round draft choice, Wright made the conversion from tight end to tackle and became the Cowboys most decorated offensive lineman of the 1970s. During his 13-year career, the "Big Cat" was selected to the Pro Bowl six times, named All-Pro on four occasions and was on two Super Bowl-winning teams in the 1970s. He was the leader of Dallas offensive line units that produced the club's first five 1,000-yard individual rushing seasons. Wright was inducted into the Ring of Honor at halftime of the Cowboys-N.Y. Giants game on Oct. 10, 2004. Wright was elected to the Pro Football Hall of Fame in 2006.



Historical Highlights

1960

LANDRY HIRED – Clint Murchison, Jr., and Bedford Wynne sign N.Y. Giants defensive assistant Tom Landry to a personal services contract on Dec. 27, 1959, with the intention of naming him head coach once they are awarded an expansion franchise by the NFL.

NFL FRANCHISE – Clint Murchison, Jr., and Bedford Wynne were awarded an expansion franchise in the NFL at the annual league meeting in Miami Beach, Fla. The Cowboys were to play as a "swing" team, playing every other team one time during the first season, although listed in the Western Conference standings (January 28).

COWBOYS STOCKED – A player pool was set up in the league meeting in Los Angeles, with each of 12 NFL teams freezing 25 names on its roster and the Cowboys allowed to pick three from each team for a total of 36 veterans. Dallas, once given the list, had to select its 36 players within 24 hours (March 13).

TRAINING STARTS – Rookies report to first Cowboys camp at Pacific University in Forest Grove, Oregon (July 9).

FIRST PRE-SEASON GAME – The Cowboys, less than six months in existence, get their first test and drop a 16-10 preseason game to San Francisco in Seattle (August 6).

FIRST HOME GAME – In their Dallas debut, in the Salesmanship Club preseason game, the Cowboys led the world champion Baltimore Colts into the final minute before a 62-yard pass from Johnny Unitas to Lenny Moore gave the Colts a 14-10 victory (August 19).

FIRST VICTORY – In a preseason game at Louisville, KY, the Cowboys beat the New York's Giants, 14-3, with Frank Clarke catching touchdown passes for 73 yards (Eddie LeBaron) and 74 yards (Don Meredith) (August 27).

FIRST LEAGUE GAME – In their first league game, Dallas fell to Pittsburgh, 35-28, with Bobby Layne leading a fourth-period Steelers rally (Sept. 24, Saturday night).

STREAK SNAPPED – Dallas snaps a 10-game loss streak by tying New York, 31-31, at Yankee Stadium (Dec. 4).

1961

TRAINING STARTS – Rookies launch training at new campsite – St. Olaf College in Northfield, Minn. (July 9).

FIRST LEAGUE WIN – Scoring 10 points in the final 56 seconds, the Cowboys score their first NFL victory, 27-24, over Pittsburgh in the '61 league opener in the Cotton Bowl. Allen Green's 27-yard field goal on the game's final play won it before 23,500 spectators (Sept. 17).

1962

TRAINING STARTS – Team begins training at new campsite – Northern Michigan College in Marquette, Mich. (July 13).

PENALTY HISTORY – For the first time in anyone's memory in an NFL game, points were awarded for a penalty. The Cowboys were holding in the end zone on a 99-yard touchdown pass from LeBaron to Clarke, and Pittsburgh was awarded a safety. The Steelers eventually won, 30-28 (Sept. 23).

100-YARD FIRSTS – Amos Marsh returned a kickoff 101 yards and Mike Gaechter returned a pass interception 100 yards, both plays for fourth quarter touchdowns in a 41-19 win over Philadelphia in Dallas. It was the first time in NFL history that two 100-yard runs had been made in the same game, much less by the same team in the same quarter (Oct. 14).

1963

SHIFT TO KANSAS CITY – The rival Dallas Texans of the AFL announce they are moving the franchise to Kansas City (Feb. 8).

CALIFORNIA TRAINING SITE – The Cowboys open training at California Lutheran College in Thousand Oaks, Calif. (July 12).

HOWTON SETS RECORD – Bill Howton broke Don Hutson's all-time receiving mark with a 14-yard catch at Washington. Hutson's record was 7,991 yards and the catch gave Howton an even 8,000 yards (Sept. 29).

1964

LANDRY CONTRACT – With one year to go on his original contract, Tom Landry is signed to a 10-year extension, in effect giving him an 11-year pact, possibly the longest in major pro sports history (Feb. 5).

1965

FIRST SELLOUT – An overflow crowd of 76,251 jams the Cotton Bowl for the Cleveland game, notching the team's first home sellout. Cleveland won, 24-17 (Nov. 21).

1966

PLAYOFF BOWL – After defeating New York, 38-20, in the season finale (and winning five of their last seven games) to get into the Playoff Bowl at Miami, the Cowboys fall to Baltimore, 35-3 (Jan. 15).

MERGER – Peace comes to pro football with Cowboys General Manager Tex Schramm completing two months of negotiations with AFL's Lamar Hunt, merging the two leagues under the NFL banner (June 8).

SCHRAMM ELEVATED – Texas E. Schramm, Vice President and General Manager of the Cowboys from the beginning, was named President of the club by Owner Clint Murchison, Jr., who retained the title of Chairman of the Board.

NEELY CASE SOLVED – Dallas and Houston reached agreement in the Ralph Neely case. Neely remained with Dallas with Houston receiving the Cowboys Nos. 1, 2 and two fifth round picks in the 1967 draft (Nov. 17).

THE CHAMPIONSHIP – The Cowboys won their first championship, capturing the Eastern Conference title with a 10-3-1 record, but lost the NFL Championship Game to Green Bay, 34-27.

1967

TEXAS STADIUM – On Dec. 23, Owner Clint Murchison, Jr. formally announced plans to build Texas Stadium in suburban Irving. The stadium, to be financed through a bond-option plan, would be ready for the 1970 season. The stadium would seat a minimum of 58,000.

SECOND CHAMPIONSHIP – Under the NFL's new format, the Cowboys easily won the Capitol Division and defeated Cleveland, Century Division winner, 52-14, in the Cotton Bowl for the Eastern conference championship. However, on Dec. 31 in Green Bay, the Cowboys lost their second bid for an NFL title, falling to the Packers, 21-17, in the 13 degree below weather.

1968

WIN CAPITOL – For the second straight year the Cowboys won the Capitol Division, but for the first time in three years the Cowboys did not win the Eastern Championship, being upset at Cleveland, 31-20, on Dec. 21. Dallas won the Runner-Up Bowl over Minnesota, 17-13.

1969

TEXAS STADIUM – Ground was broken for Texas Stadium in suburban Irving on January 25, and on June 29 Bert Rose was named general manager of the stadium.

ORIGINALS RETIRE – An era ended for the Cowboys in July. On July 5th at a press conference in Dallas, quarterback Don Meredith, the last of the original Cowboys, announced his retirement. Then, on July 18th, the day the veterans were to report to training camp, all-time rushing great Don Perkins officially retired.

REPEAT CAPITOL WINS – Once again the Cowboys rolled to the Capitol Division Championship with an 11-2-1 season. However, the Cowboys failed to win the Eastern Championship when on Dec. 28, the Cowboys lost to Cleveland, 38-14, in the Cotton Bowl.

1970

FIVE STRAIGHT PLAYOFFS – The Cowboys won their last five games to finish 10-4, claim the Eastern Division championship and make the playoffs for the fifth year in a row. They defeated Detroit, 5-0, in the opening round to get a shot at the National Conference championship.

FIRST NFC TITLE – The Cowboys captured the biggest prize of their 11-year history on Jan. 3, 1971 when they downed San Francisco, 17-10, for the NFC crown. A 16-13 loss to Baltimore in the Super Bowl Jan. 17 left Dallas with one major goal still unrealized.

1971

TEXAS STADIUM – The Cowboys opened a new era in their sparkling Irving, Tex., home with a 44-21 victory over the New England Patriots on Oct. 24. Duane Thomas scored the first touchdown in the new stadium, a 56-yard run just two minutes and 16 seconds after the opening kickoff. Attendance was 65,708.

SIX STRAIGHT PLAYOFFS – The Cowboys won their last seven games to finish 11-3, claim the Eastern Division championship and make the playoffs for the sixth year in a row. They defeated Minnesota, 20-12, in the opening round.

SECOND NFC TITLE – For the second consecutive year, the Cowboys met the San Francisco 49ers in the National Conference showdown. This time Dallas won 14-3, to qualify for its second straight Super Bowl.

FIRST WORLD CHAMPIONSHIP – The Cowboys downed the Miami Dolphins, 24-3, to win Super Bowl VI in New Orleans on Jan. 16. It was the 10th victory in a row for Dallas as Roger Staubach passed for two touchdowns and was named the game's Most Valuable Player.

1972

FIRST 1,000-YARD BACK – Calvin Hill became the first Dallas player to rush for 1,000 yards when he gained 111 on Dec. 9 against the Washington Redskins in Texas Stadium. Hill wound up with 1,036 yards for the season on a record 245 carries.

SEVEN STRAIGHT PLAYOFFS – The Cowboys qualified for the NFL playoffs a record seventh consecutive year, their 10-4 record earning them the National Conference Wild Card berth. Roger Staubach passed for two touchdowns in the last 1:30 to give the Cowboys a 30-28 victory at San Francisco in the first round. Then, at Washington on New Year's Eve, Dallas was foiled in its bid for a third straight NFL title with the Redskins win, 16-3.

1973

100 VICTORIES – The Cowboys and Coach Tom Landry recorded their 100th victory with a 40-3 Texas Stadium win over the New Orleans Saints on Sept. 24. Landry ended the season with a career mark of 108-80-6 to rank ninth on the list of the NFL's all-time winningest coaches.

EIGHT STRAIGHT PLAYOFFS – The Cowboys regained the NFC Eastern Division title with a 10-4 record and broke their own NFL record by reaching the playoffs for the eighth year in a row. Dallas defeated the Western Division champion Los Angeles Rams in the first round, 27-16, but fell to Central Division winner Minnesota in the NFC Championship Game, 27-10.

1974

FIRST TOP DRAFT CHOICE – For the first time in their history, the Cowboys had the very first choice in the NFL Draft. The No. 1 pick came to Dallas from Houston in exchange for Tody Smith and Billy Parks. The Cowboys selected Ed "Too Tall" Jones, a 6-9, 260-pound defensive end from Tennessee State.

PLAYOFFS MISSED – The record breaking string of eight straight years in the NFL playoffs was broken when the club's 8-6 record failed to qualify.

1975

LILLY HONORED – "Mr. Cowboy" was honored on Bob Lilly Day at Texas Stadium at halftime of the Philadelphia game on Nov. 23. It was first such recognition ever given to a Dallas player. Lilly never missed a game in 14 years with the Cowboys, earning All-Pro honors seven times at defensive tackle before retiring prior to the '75 season.

TEN STRAIGHT WINNING SEASONS – The Cowboys 10-4 record earned them the NFC Wild Card berth in the playoffs. The composite record over 10 straight winning seasons was 101-37-2.

THIRD NFC TITLE – After shocking Minnesota in the first round, 17-14, on Roger Staubach's 50-yard "Hail Mary" pass to Drew Pearson, the Cowboys traveled to Los Angeles for the NFC showdown. Staubach threw four touchdown passes, three to Preston Pearson, and Dallas won, 37-7. Pittsburgh won Super Bowl X on Jan. 18 in Miami, 21-17.

1976

MEREDITH, PERKINS HONORED – Former Cowboys greats Don Meredith and Don Perkins joined Bob Lilly in the Ring of Honor at Texas Stadium during halftime ceremonies at the New York Giants game on Nov. 7.

ELEVEN STRAIGHT WINNING SEASONS – The Cowboys won the NFC Eastern Division title with their 11-3 record, giving them their 11th straight winning season and 10th playoff berth in that period. A 14-12 first round loss to Los Angeles – the first time Dallas had lost in the first round under the current playoff setup – ended the season.

1977

HOWLEY HONORED – Former All-Pro linebacker Chuck Howley, a Cowboy from 1961 through 1973, became the fourth member of the Ring of Honor. Howley was honored during ceremonies at halftime of the Detroit Lions game on Oct. 30.

TWELVE STRAIGHT WINNING SEASONS – Getting off to an 8-0 start, their best ever, the Cowboys rolled to a 12-2 record, the championship of the NFC East, and their 12th consecutive winning season. They opened their 11th visit to the playoffs in those 12 years with a 37-7 first-round victory over the Chicago Bears at Texas Stadium.

FOURTH NFC TITLE – Dallas crushed the Minnesota Vikings at Texas Stadium, 23-6, for National Conference crown No. 4 and the right to meet the Denver Broncos in Super Bowl XII.

SECOND WORLD CHAMPIONSHIP – The Cowboys stopped the Denver Broncos, 27-10, to win Super Bowl XII in New Orleans on Jan. 15, 1978. In the process, Dallas tied Minnesota for most Super Bowl appearances (four) and Green Bay, Miami and Pittsburgh for most Super Bowl victories (two). Defensive linemen Harvey Martin and Randy White were named co-MVPs in the game.

1978

THIRTEEN STRAIGHT WINNING SEASONS – After a mediocre 6-4 start, the Cowboys won six straight games to finish the expanded regular season with a 12-4 record and their 10th division crown. It marked the Cowboys 13th consecutive winning season and 12th trip to the playoffs in that span. Dallas rallied to beat Atlanta 27-20 in a divisional playoff at Texas Stadium, sending the Cowboys to their seventh NFC championship game in the past nine years.

FIFTH NFC TITLE – Dallas shut out the Rams in Los Angeles 28-0 in the National Conference title game to advance to the Super Bowl a record fifth time, including three of the last four. In the first Super Bowl rematch, Pittsburgh edged the Cowboys 35-31 for the NFL championship on Jan. 21 in Miami's Orange Bowl.

1979

TWENTIETH ANNIVERSARY – The Cowboys celebrated their 20th anniversary season at halftime of the St. Louis Cardinals game at Texas Stadium on Oct. 21. Star players from each of those 20 seasons plus Coach Tom Landry were introduced during the halftime ceremonies.

FOURTH STRAIGHT NFC EAST TITLE – The Cowboys won their final three regular season games to finish with an 11-5 record, their 11th division championship, including the past four NFC East titles, and 14th consecutive winning season. The Cowboys made their 13th trip to the playoffs in those 14 years, but were eliminated by Los Angeles 21-19 in a divisional playoff at Texas Stadium.

1980

STAUBACH RETIRES – At a press conference at Texas Stadium on March 31, quarterback Roger Staubach announced his retirement after 11 record-breaking years with the Cowboys. Staubach held all major Cowboys passing records and was the all-time leading NFL passer.

LILLY ENTERS HALL OF FAME – Bob Lilly, a seven-time All-Pro defensive tackle in his 14-year career with the Cowboys from 1961-74, became the first Cowboys player to be inducted into the Pro Football Hall of Fame. Enshrined along with Lilly on Aug. 2 at Canton, Ohio, were Herb Adderley, who played for the Cowboys from 1970-71, Jim Otto and Deacon Jones.

FIFTEEN STRAIGHT WINNING SEASONS – Behind new starting quarterback Danny White, the Cowboys rolled to their 15th consecutive winning season with a surprising 12-4 record, tied for best in the league with Philadelphia and Atlanta. The Cowboys lost the NFC East title to Philadelphia on a tie-breaker, but entered the playoffs for the 14th time in 15 years, this time as a wild card team. The Cowboys beat Los Angeles 34-13 at Texas Stadium in the NFC Wild Card Game and rallied past the Falcons at Atlanta 30-27 to advance to the NFC Championship Game at Philadelphia. But the Cowboys lost 20-7 in their bid for a sixth Super Bowl appearance.

LANDRY'S 200TH VICTORY – Tom Landry joined George Halas and Curly Lambeau as the only coaches with 200 NFL victories when the Cowboys beat Los Angeles 34-13 on Dec. 28 at Texas Stadium in the NFC Wild Card Game, raising Landry's record to 200-119-6, counting regular season and playoff games.

1981

RENFRO HONORED – Former All-Pro defensive back Mel Renfro, the Cowboys all-time leading pass interceptor, became the fifth member of the Cowboys Ring of Honor. Renfro, who played for Dallas from 1964 through 1977, was honored during halftime ceremonies of the Cowboys-Miami Dolphins game at Texas Stadium on Oct. 25.

TWELFTH DIVISION CHAMPIONSHIP – The Cowboys regained the NFC Eastern Division Championship, their 12th division title since 1966, with a 12-4 record and tied Oakland's NFL mark of 16 consecutive winning seasons. Entering the playoffs for the 15th time in that span, the Cowboys advanced to the NFC Championship Game for the ninth time in 12 years by routing Tampa Bay 38-0 at Texas Stadium. But for the second year in a row Dallas lost the conference title game. San Francisco scored a last-minute touchdown at Candlestick Park to edge the Cowboys 28-27 for a berth in Super Bowl XVI.

1982

200TH REGULAR-SEASON VICTORY – The Cowboys beat Washington 24-10 at RFK Stadium on Dec. 5 for the club's and Coach Tom Landry's 200th regular season victory.

SEVENTEEN STRAIGHT WINNING SEASONS – The Cowboys finished the strike-shortened regular season 6-3 to establish an NFL record of 17 consecutive winning seasons. Entering the playoffs for a record-tying eighth straight year and for the 16th time in 17 years, the Cowboys beat Tampa Bay 30-17 and Green Bay 37-26, both at Texas Stadium, to advance to the NFC Championship Game for the third year in a row. But again the Cowboys come up short, losing 31-17 at Washington.

1983

STAUBACH HONORED – Former quarterback Roger Staubach, who led the Cowboys to four Super Bowls, became the sixth member of the Ring of Honor during halftime ceremonies of the Cowboys-Tampa Bay game on Oct. 9.

NEW HEADQUARTERS – Ground was broken on Nov. 29 for the Cowboys new headquarters and training facility at The Valley Ranch in northwest Dallas County.

EIGHTEEN STRAIGHT WINNING SEASONS – The Cowboys extended their NFL record to 18 consecutive winning seasons with a 12-4 finish. The club also set a league record with its ninth straight playoff appearance, qualifying as a wild card entry. The L.A. Rams eliminated Dallas from the playoffs, however, with a 24-17 upset victory at Texas Stadium in the NFC Wild Card Game on Dec. 26.

1984

SILVER SEASON – The Cowboys kicked off their 25th anniversary with a news conference at Texas Stadium on Jan. 27. President Tex Schramm announced the Cowboys would celebrate their 25th anniversary during 1984 under the theme "Silver Season."

OWNERSHIP CHANGES HANDS – The sale of the Cowboys from the Murchison family to an 11-member limited partnership headed by Dallas businessman H.R. "Bum" Bright was approved by NFL owners on March 19 at the league's annual meeting in Honolulu. The sale was completed on May 18.

NINETEEN STRAIGHT WINNING SEASONS – The Cowboys defeated the Eagles 26-10 in Philadelphia to extend their NFL record to 19 consecutive winning seasons. The Cowboys finished 9-7 and missed the playoffs for the first time in 10 years and only the second time in 19 years.

1985

STAUBACH ENTERS HALL OF FAME – Roger Staubach, the master of the comeback victory during his 11-year career as a Cowboys quarterback, was inducted into the Pro Football Hall of Fame in his first year of eligibility. Enshrined with Staubach on Aug. 3 at Canton, Ohio, were Pete Rozelle, Joe Namath, O.J. Simpson and Frank Gatski. Staubach joined Bob Lilly as the only players who spent their entire career with the Cowboys to be elected to the Hall of Fame.

TEXAS STADIUM IMPROVEMENTS – Texas Stadium unveiled a new look when the Cowboys opened their preseason schedule against Green Bay on Aug. 10. The stadium became the first to have two DiamondVision color scoreboards, and the addition of 118 Crown Suites gave Texas Stadium more private suites, 296, than any stadium in the nation.

COWBOYS RANCH OPENS – Cowboys players and coaches reported on Aug. 27 to the team's new headquarters and training facility at Cowboys Center in Valley Ranch.

DORSETT PASSES 10,000 YARDS – On a 19-yard sweep around left end, Tony Dorsett, became the sixth player in NFL history to rush for 10,000 yards. Dorsett's feat highlighted a 27-13 victory over Pittsburgh at Texas Stadium on Oct. 13.

THIRTEENTH DIVISION CHAMPIONSHIP – The Cowboys edged the New York Giants 28-21 on Dec. 15 at Texas Stadium to capture the NFC Eastern Division championship for the first time since 1981. Picked in most season previews to finish third or fourth in the division, the Cowboys rallied for their NFL record 20th consecutive winning season, a 13th division title in 20 years and a playoff berth for the 18th time in that span. But in their NFL record 36th playoff game appearance, the Cowboys fell 20-0 to the Los Angeles Rams in Anaheim Stadium on Jan. 4.

1986

COWBOYS GO TO LONDON – The Cowboys began preparations for their first trip to a foreign country when the NFL announced on March 12 that the Cowboys would play the Super Bowl champion Chicago Bears in a preseason game at London's Wembley Stadium on Aug. 3.

100TH WIN AT TEXAS STADIUM – Dallas defeated St. Louis 37-6 for the club's 100th victory at Texas Stadium. Since the facility opened in 1971 the Cowboys have compiled a 100-25 (.800) record.

STREAK BROKEN – The Cowboys streak of 20 consecutive winning seasons from 1966 through 1985, third longest in professional sports history, came to an end when the club finished with a 7-9 record after losing seven of its last eight games. Only baseball's New York Yankees (39 straight winning seasons, 1926-64) and hockey's Montreal Canadiens (32 from 1951-52 through 1982-83) surpassed the Cowboys accomplishments.

1987

FOUNDER DIES – Cowboys founder Clint Murchison, Jr., died March 30 after a long illness. Murchison, 63, who owned the club until 1984, acquired the expansion Dallas franchise in the NFL in 1960. He hired Tex Schramm as general manager, gave Tom Landry a 10-year contract when his coaching career was in doubt in 1964 and was instrumental in the building of Texas Stadium.

DORSETT GETS 12,000 YARDS – Tony Dorsett became the fourth rusher in NFL history to gain more than 12,000 yards when he registered 52 yards against the Rams on Dec. 21 for a career total of 12,036. The only runners ahead of Dorsett were Walter Payton, Jim Brown and Franco Harris.

1988

LANDRY TIES LAMBEAU – Dallas opened the 1988 season against Pittsburgh on Sept. 12 and Tom Landry tied an NFL record held by Curly Lambeau by coaching in his 29th consecutive season with the same team. Lambeau led the Green Bay Packers from 1921-49.

1989

JONES ACQUIRES COWBOYS, NAMES JOHNSON COACH – Jerry Jones reached an agreement to purchase the Cowboys from Bum Bright on Feb. 25 and announced that University of Miami Coach Jimmy Johnson would replace Tom Landry.

SALE APPROVED, SCHRAMM RESIGNS – The sale of the Cowboys to Jerry Jones was unanimously approved by NFL owners on April 18 at a special meeting in New York. At the same meeting, Tex Schramm was named president of the new World League of American Football. He announced his resignation as president and general manager of the Cowboys after 29 years with the club.

AIKMAN SIGNED – The Cowboys, holding the No. 1 pick in the NFL Draft for only the second time in their history, announced the signing of quarterback Troy Aikman to a six-year contract on April 20.

WALKER TRADED – Herschel Walker is traded to Minnesota on Oct. 12 for five players, six conditional draft choices and a 1992 first round draft choice. Among the players who actually came to Dallas as a result of the trade include Emmitt Smith, Russell Maryland, Kevin Smith and Darren Woodson.

JORDAN HONORED – Former All-Pro linebacker Lee Roy Jordan (1963-76), became the seventh member of the Ring of Honor. Jordan was honored during ceremonies at halftime of the Phoenix Cardinals game on Oct. 29.

1990

AUSTIN TRAINING CAMP – Beginning on July 18, nearly 100,000 fans visit the Cowboys first ever in-state training camp at St. Edward's University in Austin, Tex.

LANDRY ENTERS HALL OF FAME – Tom Landry, who led the Cowboys to five Super Bowls and 20 consecutive winning seasons as the Cowboys head coach from 1960-88, was inducted into the Pro Football Hall of Fame in his first year of eligibility. Enshrined on Aug. 4 at Canton, Ohio, Landry joined former Dallas players Bob Lilly and Roger Staubach as the only Hall of Fame members who built their achievements with the Cowboys.

SMITH ROOKIE OF THE YEAR, JOHNSON COACH OF THE YEAR – Following a dramatic turn-around season where the team posted a 7-9 record and missed the playoffs by one game, Jimmy Johnson was named the NFL Coach of the Year by the Associated Press. Running back Emmitt Smith, who led all NFL rookie running backs in rushing yardage and touchdowns, was named the A.P.'s NFC Offensive Rookie of the Year.

1991

RECORD DRAFT HAUL INCLUDES MARYLAND AS NO. 1 OVERALL PICK – After a pre-draft trade with the New England Patriots, the Cowboys used the No. 1 overall selection in the NFL Draft for only the third time in franchise history. Dallas chose Outland Trophy winner Russell Maryland (DT) with the top pick. The Cowboys went on to acquire 16 more choices, setting a club record for most selections in a 12-round draft with 17 overall.

SCHRAMM ENTERS HALL OF FAME – One of the NFL's true innovators, and the guiding force behind the development of America's Team, Tex Schramm was inducted into the Pro Football Hall of Fame on July 27, 1991. Schramm, who served as the President and General Manager of the Dallas Cowboys from the team's inception in 1960 until his retirement in 1989, joined Staubach, Lilly and Landry with his enshrinement in Canton, Ohio.

RETURN TO THE PLAYOFFS – After winning the final five games of the season, Dallas finished with an 11-5 record – the team's best mark since the 1983 season. The initial spark to the winning streak was a 24-21 win over the eventual World Champion Washington Redskins on Nov. 24. The win, at Washington's RFK Stadium, ended the Redskins' bid for a perfect regular season after 11 straight wins. Dallas finished second in the NFC East and qualified as the NFC's No. 2 Wild Card Playoff entry, marking the club's first postseason trip since 1985. Dallas traveled to Chicago and defeated the Bears 17-13 in the opening round Wild Card Game before dropping a 38-6 decision at Detroit the following week.

SMITH AND IRVIN LEAD NFL – Emmitt Smith and Michael Irvin became the first two players from the same team to lead the NFL in rushing yardage and receiving yardage in the same season. Smith had 1,563 yards rushing, while Irvin set single-season club records for receptions (93) and receiving yardage (1,523). Both players were named to the NFC Pro Bowl squad along with tight end Jay Novacek and quarterback Troy Aikman. The Cowboys sent four offensive players to the Pro Bowl for the first time since 1979, and Irvin was named the MVP of the Pro Bowl Game.

1992

JONES NAMED TO COMPETITION COMMITTEE – On May 1, Jerry Jones, was appointed to the NFL's Competition Committee by Commissioner Paul Tagliabue. Jones became the first owner to serve on the prestigious committee since the death of Cincinnati's Paul Brown.

FOURTEENTH DIVISION CHAMPIONSHIP – Before a national television audience on ABC's Monday Night Football, the Cowboys defeated the Atlanta Falcons (41-17) at the Georgia Dome to claim the NFC Eastern Division Championship. The victory marked the Cowboys first divisional title since 1985.

RECORD NUMBER OF OFFENSIVE PRO BOWL SELECTIONS – Six players from the Cowboys offense were selected to play in the Pro Bowl: RB Emmitt Smith, TE Jay Novacek, QB Troy Aikman, WR Michael Irvin, G Nate Newton and C Mark Stepnoski. The six players establish a Dallas Cowboys record for most offensive players selected to the Pro Bowl.

CLUB RECORD FOR VICTORIES/SMITH EARNS SECOND RUSHING TITLE – On Dec. 27, Dallas defeated Chicago by a 17-14 score at Texas Stadium. The victory was the 13th of the year for Dallas, establishing a new club record for victories in a season. Emmitt Smith finished the season with 1,713 rushing yards, enabling Smith to become the first player to win back-to-back NFL rushing titles since Eric Dickerson (1983-84).

ROAD ATTENDANCE RECORD SET – The Cowboys set a new team record for road attendance by averaging 72,523 fans-per-road game in 1992. The team also played before a sold-out stadium in all 16 regular season games for the first time since the 1981 season.

SIXTH NFC TITLE – On January 17, 1993, the Cowboys defeated the San Francisco 49ers by a 30-20 score at Candlestick Park. The victory sends Dallas to Super Bowl XXVII in Pasadena, marking the Cowboys first NFC title, and Super Bowl trip, since 1978.

THIRD WORLD CHAMPIONSHIP – While making an NFL record sixth Super Bowl appearance, the Cowboys defeated Buffalo 52-17 in Super Bowl XXVII at the Rose Bowl in Pasadena on Jan. 31, 1993. The victory enabled the Cowboys to become the only franchise in NFL history to win more than one Super Bowl under two different ownerships. The Super Bowl crowd of 98,374 was the largest crowd to ever witness a Dallas Cowboys game. The game was also witnessed by 133.4 million television viewers, making Super Bowl XXVII the most watched event in television history.

1993

WHITE HOUSE VISIT – On March 5, the Super Bowl Champion Dallas Cowboys became the first athletic team to visit the White House under the Clinton administration. The Cowboys team visit to the White House was the first in club history.

LANDRY HONORED – Former Head Coach Tom Landry, who led Dallas to two Super Bowl wins and five NFC titles in his 29 years at the Cowboys helm, became the eighth member of the Ring of Honor during halftime ceremonies of the Cowboys-New York Giants game on Nov. 7.

RECORD NUMBER OF PRO BOWL SELECTIONS – An NFL-record 11 Dallas players were selected to the Pro Bowl, including a club-record eight offensive selections (seven Pro Bowl starters).

FIFTEENTH DIVISION CHAMPIONSHIP – In the final game of the regular season on Jan. 2, the Cowboys defeat the New York Giants 16-13 in overtime at Giants Stadium to claim their 15th division crown and their second consecutive NFC East title.

SMITH EARNS THIRD RUSHING TITLE – Emmitt Smith finishes the season with 1,486 yards to earn his third straight NFL rushing crown. He becomes just the fourth man in NFL history to win three consecutive rushing titles.

SEVENTH NFC TITLE – Dallas defeats San Francisco 38-21 in the NFC Championship Game at Texas Stadium. The victory gives the Cowboys an NFL-record seventh conference championship in the first conference title game to be played at Texas Stadium since Jan. 1, 1978 (a 23-6 win over Minnesota).

FOURTH WORLD CHAMPIONSHIP – Dallas becomes one of just three NFL teams to win four Super Bowls by defeating Buffalo (30-13) in Super Bowl XXVIII. The game, played at the Georgia Dome in Atlanta, featured two rushing touchdowns by Super Bowl MVP Emmitt Smith. Dallas raised its NFL record number of Super Bowl appearances to seven (one fourth of all the Super Bowl games played).

1994

SWITZER NAMED HEAD COACH – Barry Switzer is named the new head coach of the Dallas Cowboys – and the third head coach in team history – on March 30. Switzer replaces Jimmy Johnson, who stepped down as the Cowboys head coach the previous day.

DORSETT AND WHITE ENTER HALL OF FAME – Tony Dorsett, the Cowboys all-time leading rusher in his 11-year career with the Cowboys from 1977-87, and Randy White, a nine-time Pro Bowl defensive tackle in his 14-year career with the Cowboys from 1975-78, are both inducted into the Pro Football Hall of Fame in their first year of eligibility. They were enshrined on July 30 in Canton, Ohio.

NFL RECORD CROWD IN MEXICO CITY – The Cowboys travel to Mexico City to play the Houston Oilers in a preseason game in front of 112,376 fans, the largest crowd to ever witness an NFL game (Aug. 15).

DORSETT AND WHITE HONORED – Former All-Pro's, running back Tony Dorsett and defensive tackle Randy White, became the ninth and tenth members of the Ring of Honor. They were honored during ceremonies at halftime of the Arizona Cardinals game on Oct. 9.

SIXTEENTH DIVISION CHAMPIONSHIP – The Cowboys clinched the NFC Eastern Division Crown in the first week of December with a 31-19 victory over the Eagles in Philadelphia (Dec. 4).

RECORD NUMBER OF PRO BOWL SELECTIONS – AGAIN – For the second straight year, the Cowboys send 11 players to the Pro Bowl, tying the NFL record that Dallas established in 1993.

NFL RECORD FOR TITLE GAME APPEARANCES – While making an NFL record 13th NFC Championship Game appearance, the Cowboys become the only team in NFL history to advance to at least two championship games in every decade of the team's existence. Dallas fell short of its third straight Super Bowl with a 38-28 loss to the San Francisco 49ers at Candlestick Park on Jan. 15, 1995.

1995

SEVENTEENTH DIVISION CHAMPIONSHIP – On Dec. 24, Dallas wrapped up its fourth straight NFC Eastern Division title – a feat that no other NFC East team has accomplished other than the Cowboys teams from 1976 to 1979.

SMITH WINS FOURTH RUSHING CROWN – Emmitt Smith closes the season with a team-record 1,773 rushing yards and an NFL record 25 touchdowns. Smith led the NFL in rushing for the fourth time in five years, becoming just the fifth player in NFL history to win at least four rushing titles.

TEN PRO BOWLERS SELECTED – Ten Cowboys are selected to the NFC Pro Bowl squad. Since 1993, Dallas has earned 32 Pro Bowl selections – the most ever by one team over a three year period of time.

EIGHTH NFC TITLE – The Cowboys win an NFL record eighth conference championship game by defeating the Green Bay Packers 38-27 at Texas Stadium on Jan. 14, 1996. The victory marked the Cowboys third NFC title in four years.

THREE SUPER BOWL TITLES IN FOUR YEARS – Dallas becomes the first team in NFL history to win three Super Bowls in a four year period by defeating the Pittsburgh Steelers 27-17 in Super Bowl XXX at Sun Devil Stadium in Tempe, AZ. The game, played on Jan. 28, 1996, is witnessed by 138.4 million television viewers, making Super Bowl XXX the most watched event in television history. The victory enables Dallas to earn its fifth Super Bowl title – joining the San Francisco 49ers as the only NFL franchises to win five Super Bowls. The Cowboys have now appeared in an NFL record eight Super Bowls – three more than any other team.

1996

RENFRO ENTERS HALL OF FAME – Mel Renfro, a 10-time Pro Bowl selection, becomes the seventh player in club history to gain induction into the Pro Football Hall of Fame. During his 14-year career, Renfro became one of the best to ever play in the secondary, recording 52 career interceptions and a 26.4-yard career kickoff return average – marks that still stand as club records.

SMITH PASSES 10,000 YARDS – On a six-yard dash up the middle against Washington on Thanksgiving Day, Emmitt Smith became the 12th player in NFL history to rush for 10,000 yards. Smith's feat highlighted a 21-10 win over the Redskins at Texas Stadium on Nov. 28.

NINE PRO BOWLERS SELECTED – A NFL-high nine players are selected to the NFC Pro Bowl squad, the fourth straight year Dallas has led the NFL in Pro Bowl selections. Over the past four seasons, Dallas has sent 41 players to Hawaii, the most ever in the NFL in a four-year period. The next highest total was posted by the 1971-74 Miami Dolphins with 38.

EIGHTEENTH DIVISION CHAMPIONSHIP – On Dec. 15, Dallas wrapped up its fifth straight NFC Eastern Division title – a feat never before achieved in the NFC East – and the eighteenth division title in team history with a 12-6 win over New England at Texas Stadium. The Carolina Panthers eliminated the Cowboys from the playoffs in a divisional playoff loss at Carolina.

1997

IRVIN TOPS 10,000 YARDS – On a 14-yard touchdown reception at Washington on Oct. 13, Michael Irvin became the 14th player in NFL history to record over 10,000 yards receiving.

PLAYOFF STREAK SNAPPED – The Cowboys close the 1997 season with a 6-10 record, marking the team's first non-playoff season since 1990.

1998

GAILEY NAMED HEAD COACH – Jerry Jones named Chan Gailey as the fourth head coach in the history of the Dallas Cowboys franchise on Feb. 12. Gailey, who had previously served as the Pittsburgh Steelers offensive coordinator, replaced Barry Switzer, who resigned from his position on January 9th.

TRAINING CAMP OPENS IN WICHITA FALLS – The Cowboys open training camp at Midwestern State University in Wichita Falls, Texas on July 15. Attendance figures for the four-week camp exceed 100,000.

SANDERS SETS RETURN MARK – On Sept. 21, Deion Sanders returned a punt 59 yards for a touchdown in the first half at the New York Giants and then took an interception 71 yards for a score in the fourth quarter. It was the first time in club history one player scored two touchdowns on returns of any kind in the same game.

SMITH BECOMES CLUB'S ALL-TIME RUSHER – With 163 yards on 29 carries in a 16-6 win over the New York Giants on Nov. 8, Emmitt Smith becomes the Dallas Cowboys all-time leading rusher. Smith's performance pushes him past Tony Dorsett (12,036) and into the Cowboys top spot.

NINETEENTH DIVISION CHAMPIONSHIP – After a one-year absence from postseason play, the Cowboys clinch their sixth NFC Eastern Division title in the last seven years with a 13-9 win over Philadelphia at Texas Stadium on Dec. 20. The 1998 division crown is the 19th division championship (15th NFC East title) in the club's 39-year history.

SMITH BECOMES NFL'S ALL-TIME RUSHING TOUCHDOWN LEADER – After scoring a first half touchdown on a one-yard run against the Redskins at Texas Stadium, Emmitt Smith becomes the NFL's all-time leader in rushing touchdowns, passing Marcus Allen (123). Smith later added a 26-yard score to give him 125 rushing touchdowns by season's end.

COWBOYS POST 10 WINS AND SWEEP NFC EAST – The Cowboys closed the year with a 23-7 victory over Washington and a 10-6 record, marking the 23rd season in which Dallas recorded at least 10 wins – a NFL record. The win over the Redskins also enabled Dallas to become the first team in the history of the NFC East to post an 8-0 record in division play.

COWBOYS EXTEND NFL-RECORD WITH 25TH PLAYOFF APPEARANCE – The Cowboys extended their NFL record for postseason appearances to 25 with a 20-7 loss to Arizona in a NFC Wild Card Playoff Game at Texas Stadium on Jan. 2, 1999.

1999

COWBOYS COMEBACK – The Cowboys overcome a 21 point fourth quarter deficit and pull out an overtime win over the Washington Redskins in the season opener on Sept. 12. After the team scored 21 points in the fourth quarter to tie the game – tying the largest deficit overcome to win a game – Troy Aikman connected with Raghib Ismail on a 76-yard bomb in overtime to provide the final margin of victory.

IRVIN RECORDS FINAL CATCH – On Oct. 10 at Veterans Stadium in Philadelphia, wide receiver Michael Irvin went across the middle and hauled in an eight-yard reception for the 750th catch of his career. The catch would be the last of his career as he suffered neck and back injuries on the play and was never able to return to the playing field. Irvin finished his career tied for 10th on the NFL's all-time reception list and was ninth all-time in receiving yards.

SELLOUT STREAK ENDS – The Dallas Cowboys NFL-record of consecutive games in front of sold out stadiums comes to an end on Dec. 24, 1999 in a Christmas Eve game against the New Orleans Saints in the Louisiana Superdome. The streak, which included home and away games, came to a halt after 160 games. It began on December 23, 1990 at Philadelphia's Veterans Stadium and included 79 straight sell-outs at Texas Stadium (including playoffs) and 81 straight sell-outs on the road (including playoffs).

AIKMAN NFL'S WINNINGEST QUARTERBACK – With eight wins in 1999, Troy Aikman became the winningest starting quarterback of any decade in NFL history with 90 wins in the 1990s. He broke the mark of 86 wins set by Joe Montana in the 1980s.

TEAM OF THE 90'S – The Cowboys close the century as the NFL's most successful team in the decade of the 1990s. From 1990 to 1999, Dallas qualified for the playoffs eight times, won six division titles, made four trips to the conference championship game and won three Super Bowls.

SMITH BECOMES NFL'S ALL-TIME LEADING POSTSEASON RUSHER – Emmitt Smith ran for 99 yards in a 27-10 loss at Minnesota in an NFC Wild Card Playoff Game on Jan. 9, 1999. The total gave Smith the NFL record with 1,586 career postseason rushing yards, moving him past Franco Harris (1,556).

2000

CAMPO NAMED HEAD COACH – Jerry Jones named Cowboys defensive coordinator Dave Campo as the fifth head coach in franchise history on Jan. 26. Campo spent the previous 11 seasons as an assistant coach in Dallas and was the defensive coordinator for the 1995 team that won Super Bowl XXX. He replaced Chan Gailey, who was fired on Jan. 11.

TOM LANDRY DIES – After a long battle with leukemia, Tom Landry died on Feb. 12 at the age of 75.

SMITH ECLIPSES 15,000 YARDS – With 150 yards rushing against Washington on Dec. 10, running back Emmitt Smith became just the third player in NFL history to rush for over 15,000 career yards, joining Walter Payton and Barry Sanders. Smith's effort also pushed him past the 1,000-yard mark for the season, marking the 10th consecutive season he has done so. Barry Sanders is the only other player to have accomplished this feat.

2001

AIKMAN RETIRES – At a press conference at Texas Stadium on April 9, quarterback Troy Aikman announced his retirement after 12 seasons with the Cowboys. Aikman departed holding or tied for 47 separate club passing records.

HAYES HONORED – Former All-Pro wide receiver Bob Hayes, the “World’s Fastest Human,” became the 11th member of the Ring of Honor. He was inducted during a ceremony at halftime of the San Diego game on Sept. 23.

2002

SMITH BECOMES NFL’S ALL-TIME LEADING RUSHER – On second-and-seven from the Dallas 30-yard line with 9:28 remaining in the fourth quarter against Seattle at Texas Stadium on Oct. 27, Emmitt Smith burst up the middle on an 11-yard run to become the NFL’s all-time leading rusher. With that carry, he moved past Walter Payton’s mark of 16,726 career rushing yards. Smith finished the day with 109 yards on 24 carries. By season’s end, he had extended the record to 17,162 career rushing yards.

2003

PARCELLS BECOMES SIXTH COACH IN CLUB HISTORY – On Jan. 2, Bill Parcells was named the sixth head coach in club history, replacing Dave Campo who was fired on December 30. In 15 seasons as a head coach with the New York Giants, the New England Patriots and the New York Jets, Parcells has posted a 149-106-1 record, including victories in Super Bowls XXI and XXV with the Giants and an appearance in Super Bowl XXXI with the Patriots. His 149 career wins place him 13th in NFL history.

EMMITT SMITH RELEASED – On Feb. 27, Emmitt Smith was released after 13 seasons with the club. He departs as the NFL’s all-time leading rusher and holds or is tied for 62 club records. On March 27, Smith signed a two-year contract with the Arizona Cardinals.

TEX SCHRAMM DIES – One of the founding fathers of the Dallas Cowboys, Tex Schramm died on July 15 at the age of 83.

SCHRAMM HONORED – The first president and general manager of the club, Tex Schramm became the 12th member of the Ring of Honor. He was a driving force in turning a 1960 expansion team into one of the most popular and successful sports franchises in the world. Schramm was honored during a halftime ceremony of the Philadelphia game on Oct. 12.

COWBOYS POST 10 WINS AND RETURN TO THE PLAYOFFS – The Cowboys topped the N.Y. Giants on Dec. 21 to record their 10th win of the season and secure a wild card berth in the playoffs. It was the club’s 27th postseason appearance, extending their NFL record. It was also the 24th season in franchise history that the club had posted at least 10 wins, also a league record.

2004

HARRIS AND WRIGHT HONORED – Two members of the NFL’s All-Decade team from the 1970s, Cliff Harris and Rayfield Wright, became the 13th and 14th members of the Ring of Honor. The duo were key members of the Cowboys teams that captured Super Bowl VI and XII titles and were both six-time Pro Bowl selections. Harris and Wright were honored during a ceremony at halftime of the N.Y. Giants game on Oct. 10.

ARLINGTON, TEXAS AND THE DALLAS COWBOYS – With 55% of the vote, the citizens of Arlington, Texas, overwhelming support a stadium referendum at the polls on Nov. 2. The public-private partnership between the City of Arlington and the Dallas Cowboys will fund a retractable roof stadium with capacity for up to 90,000 people in the heart of Arlington’s entertainment district. With over \$400 million committed by the team and stadium users, it will be the largest private investment in a stadium in NFL history, and the stadium will give North Texas the ability to bring major events like the Super Bowl and the NCAA Final Four to the region.

SMITH AND WOODSON RETIRE – Within one month’s time, the NFL’s all-time leading rusher and the Cowboys all-time leading tackler walk away from the game of football for the final time. At a December 29 press conference, Darren Woodson announced his retirement after 12 seasons with the Cowboys. Woodson departed with the club record for career tackles with 1,350. Just a few weeks later on February 3, 2005 at a press conference in Jacksonville, Florida, at Super Bowl XXXIX, Emmitt Smith announced his retirement after 13 seasons with the Cowboys and two with the Arizona Cardinals. In 15 NFL seasons he amassed league records with 18,355 rushing yards, 164 rushing touchdowns and 78 100-yard rushing games.

2005

TRIPLETS HONORED – Troy Aikman, Michael Irvin and Emmitt Smith, the cornerstone players of the three-time Super Bowl Champion Cowboys teams of the 1990s became the 15th, 16th and 17th members of the club’s Ring of Honor. The trio finished their Cowboys career holding almost every major passing, receiving and rushing record while helping the team become the NFL’s Team of the Decade for the ‘90s. A record crowd of 65,207 fans pack Texas Stadium to witness the halftime event during the Monday Night Football match-up against division rival Washington on Sept. 19.

29TH WINNING SEASON – With a 24-20 win at Carolina, the Cowboys clinch the 29th winning season in the franchise’s 46 years in operation. Dallas finished the year 9-7.

20 MILLION FANS – The Cowboys played in front of 63,131 fans in the regular season finale at Texas Stadium on Jan. 1, 2006, pushing the club's all-time home attendance figure past the 20 million mark. Dating back to the 1960 franchise opener at the Cotton Bowl, 20,002,761 fans have now seen the Dallas Cowboys live at the Cotton Bowl and Texas Stadium.

2006

AIKMAN AND WRIGHT ENTER HALL OF FAME – Three time Super Bowl Champion quarterback Troy Aikman and six-time Pro Bowl tackle Rayfield Wright become the eighth and ninth former Cowboys to be enshrined in the Pro Football Hall of Fame in Canton, Ohio. Aikman, the MVP of Super Bowl XXVII and the winningest quarterback of the 1990's is selected in his first year of eligibility. Wright, a member of the NFL's 1970s All-Decade team and two Super Bowl winning teams in Dallas is selected in his first year as a senior's committee nominee. Enshrinement ceremonies were scheduled for Aug. 5, 2006 in Canton, Ohio.

CONSTRUCTION BEGINS ON NEW COWBOYS STADIUM – On April 10, 2006, ground was broken on the new Dallas Cowboys Stadium in Arlington, Texas. The state-of-the-art venue is scheduled for completion by the start of the 2009 NFL season and will accommodate between 80,000 and 100,000 fans.

30th WINNING SEASON AND 28th PLAYOFF APPEARANCE – A victory over the Atlanta Falcons in the Georgia Dome on Dec. 16 wrapped up the Cowboys place in the NFL playoffs for the 28th time while securing the club's 30th winning season (9-7).

2007

PHILLIPS HIRED AS SEVENTH HEAD COACH – On Feb. 8, Jerry Jones announced the appointment of Wade Phillips as the seventh head coach in Dallas Cowboys history. Phillips, who brought a previous 45-35 record as an NFL head coach to the club, replaced Bill Parcells who announced his retirement from coaching on Jan. 22.

SUPER BOWL AWARDED TO NORTH TEXAS AND COWBOYS NEW STADIUM – On May 22, at NFL owners' meetings in Nashville, North Texas was selected to host Super Bowl XLV. The game will be played at the Cowboys new stadium in Arlington, Texas on February 6, 2011. The first Super Bowl to be presented in North Texas was awarded on the fourth ballot of a vote by the NFL ownership.

IRVIN ENTERS HALL OF FAME – Michael Irvin, a member of six divisional winners and three Super Bowl championship teams with the Cowboys of the 1990s, became the 10th former Dallas Cowboys player to be enshrined in the Pro Football Hall of Fame. Irvin, the Cowboys career leader in receptions and yardage, chose team owner Jerry Jones to present him for induction at the ceremony in Canton, Ohio on Aug. 4, 2007.

COWBOYS WIN NFC EASTERN DIVISION – With a 28-27 win at Detroit on Dec. 9, the Cowboys clinched the NFC Eastern Division title for the first time since 1998. The win gave Dallas its 20th division championship (16th NFC East). Dallas closed the season with an NFC-best 13-3 record, tying the club mark for regular season victories that was set in 1992.

2008

PRO BOWL COWBOYS – A record 13 Dallas Cowboys participated in the Pro Bowl in Hawaii (Feb. 10). Representing the club on offense were starters Tony Romo, Terrell Owens, Flozell Adams, Andre Gurode, Leonard Davis and Jason Witten. Marion Barber was a reserve for the NFC offense. On the defensive side, DeMarcus Ware and Ken Hamlin were starters while Roy Williams, Terence Newman and Greg Ellis were reserves. Rookie placekicker Nick Folk was also selected.

A FINAL FAREWELL – The Dallas Cowboys played their final game at Texas Stadium against the Baltimore Ravens on Sat., Dec. 20 in front of 63,800 fans. Jason Witten scored the final Cowboys touchdown at the stadium on a 21-yard pass from Tony Romo to cut Dallas' deficit to 26-24 with 1:36 remaining. On Baltimore's next possession, LeRon McClain scored on an 82-yard run to mark the longest running play by an opponent at the stadium to give the Ravens the 33-24 win.

SACK ATTACK – In the final game at Texas Stadium, DeMarcus Ware picked up his league-leading 20th sack of the season. Ware's 20 sacks also established a club record since sacks became an official stat in 1982.

2009

HAYES ENTERS HALL OF FAME – "Bullet" Bob Hayes was enshrined in the Pro Football Hall of Fame, becoming the 11th former Cowboy to receive that honor. Hayes spent 10 seasons with the Cowboys and revolutionized the wide receiver position and the way defenses would play in the NFL. He began his 11-year NFL career after winning two Olympic gold medals at the 1964 Olympic Games in Tokyo, Japan where he earned the title of "The World's Fastest Human." The three-time Pro Bowl selection arrived in Dallas after the olympics and remains - as the only rookie in franchise history to ever lead the team in receptions (46), receiving yards (1,003) and a rookie club record of 12 touchdown catches.

DRAFTING A DOZEN – The Dallas Cowboys entered the 2009 draft with 11 selections and finished the weekend with 12 picks. Dallas' 12 draft picks marked the most selected since the draft was shortened to seven rounds in 1994 and the most overall picks since selecting 15 players in 1992's 12-round draft. After trading away their second round pick - the club's only first-day draft pick - Dallas selected all 12 picks from Round Three on to mark the most selections after the third round since picking up 14 players in the 12-round draft in 1991.

RIBBON CUTTING – In a ceremony involving the Jones Family, Arlington Mayor Robert Cluck, and a host of Cowboys greats on hand, the West End Zone doors to AT&T Stadium were officially opened to a crowd of close to 2,000 as part of the building's Ribbon Cutting ceremony on May 27.

OPENING ACT – The inaugural event at AT&T Stadium was a star-studded country music concert headlined by George Strait. Superstar Reba McEntire, singer/songwriter Blake Shelton and recording artist Lee Ann Womack joined the event.

ATTENDANCE RECORD – The 105,121 fans who attended the first regular season game at AT&T Stadium (Dallas vs. the N.Y. Giants, 9/20/09) became the largest crowd to ever witness an NFL regular season – or postseason – game.

2010

COWBOYS WIN NFC EASTERN DIVISION – With a 24-0 win over Philadelphia (1/3/10), the Cowboys wrapped up the NFC Eastern Division title – marking the 21st division crown in the club's 50 year history. Dallas advanced to the playoffs for the 12th time in the 21 years of Jones' tenure as the owner and general manager.

AT&T STADIUM HOSTS FIRST PLAYOFF GAME – Dallas beat Philadelphia 34-14 in front of 92,951 fans in Arlington (1/19/10). The victory increased the Cowboys NFL-best total of all-time postseason wins to 33.

NBA ALL STAR GAME – The 108,713 fans who saw the NBA All Star Game at AT&T Stadium became a part of history as they made up the largest crowd to attend a basketball game - at any level - in the more than 100-year history of the sport.

SMITH ENTERS HALL OF FAME – Emmitt Smith, the NFL's all-time leading rusher with 18,355 yards and winner of three Super Bowl rings, became the 12th player in franchise history inducted into the Pro Football Hall of Fame. Smith, who won NFL and Super Bowl MVP awards and is the NFL record holder with 11 consecutive 1,000-yard rushing seasons, is presented by team owner Jerry Jones for the induction ceremony.

MIDSEASON CHANGE – For the first time in Dallas Cowboys history, a coaching change was made during the season. Wade Phillips was relieved of his duties on Nov. 8 and Jason Garrett was named Interim Head Coach. Under Garrett, Dallas finished the season 5-3 after starting it 1-6.

2011

GARRETT BECOMES EIGHTH HEAD COACH IN CLUB HISTORY – On Jan. 5, Jason Garrett was named the eighth head coach in franchise history after serving as the interim head coach for the second half of the 2010 season. Garrett spent the previous four seasons as the club's offensive coordinator while also serving as the assistant head coach for three.

NEW COACHING STAFF MOVES IN – Beginning with the hiring of Rob Ryan as the club's defensive coordinator on Jan. 15, Dallas added six new coaches and added duties to three others. Matt Eberflus became the linebackers coach on Jan. 26, followed by Ben Bloom as the defensive quality control coach/linebackers on Jan. 31. Brian Baker was named defensive line coach on Feb. 7, Mike Woicik returned as the strength and conditioning coach on Feb. 9, Jimmy Robinson became the assistant head coach/wide receivers on Feb. 11 and Walt Williams an assistant strength and conditioning coach on Feb. 14. On Feb. 17, John Garrett added the title passing game coordinator, Hudson Houck running game coordinator and Wes Phillips was named assistant offensive line coach.

SANDERS ENTERS HALL OF FAME – Deion Sanders, a member of three divisional winners and a Super Bowl championship team with the Cowboys from 1995-99, became the 13th former Dallas Cowboys player to be enshrined in the Pro Football Hall of Fame. Sanders, the biggest free agent move in the history of the franchise at the time, was also the only man in professional sports to play in both a World Series and a Super Bowl.

SUPER BOWL XLV COMES TO NORTH TEXAS – For the first time in the region's history, North Texas played host to a Super Bowl when the Green Bay Packers and Pittsburgh Steelers faced off in Super Bowl XLV on Feb. 6 at AT&T Stadium. The Packers earned their fourth Super Bowl Championship with a 31-25 win in front of 103,219 fans - the fourth-largest crowd to watch a Super Bowl.

THREE ENTER RING OF HONOR – Larry Allen, Charles Haley and Drew Pearson were inducted into the Ring of Honor on Nov. 6, 2011 at halftime of the Cowboys-Seahawks game becoming the 18th, 19th and 20th members of the club's Ring of Honor. All three players earned Super Bowl rings in their years with the Cowboys, Allen - three; Haley - three and Pearson - one.

SETTING RECORDS – DeMarco Murray saw extended time against St. Louis (10/23) with an injury to Felix Jones. Murray seized the opportunity and established a single-game club record with 253 rushing yards, breaking Emmitt Smith's mark of 237 set in 1993. He scored his first career touchdown on a 91-yard run which was the longest first career rushing touchdown in NFL history and the second-longest run in team history. Over the course of the next four games, he rushed for 601 yards, the most in club history over that span.

2012

COACHING STAFF ADDITIONS – The Dallas Cowboys welcomed three new coaches to their staff in the 2012 offseason starting with Bill Callahan, who was named the club's offensive coordinator/offensive line coach on Jan. 12. That same day, the club hired Jerome Henderson to lead the secondary and added Joe Baker as an assistant secondary coach on Feb. 13.

FREE AGENCY FRENZY – The Cowboys were active in free agency, signing seven veteran players, the most since 1990 when 16 were signed. The club targeted cover corner, Brandon Carr and locked him up with a five-year \$50.1 million contract on March 14. The team also signed guard Mackenzy Bernadeau, quarterback Kyle Orton, and fullback Lawrence Vickers on the same day. Linebacker Dan Connor was added on March 15, guard Nate Livings on March 16 and safety Brodney Pool on March 19.

TRADE TO LAND IN TOP 10 – With the trade to move up to the sixth overall pick to select cornerback Morris Claiborne, the Cowboys traded into the top 10 in the NFL Draft for the first time since trading up to draft Russell Maryland with the top overall selection in 1991.

ALL-TIME RECEPTIONS LEADER – In the fourth quarter of the game at Atlanta (11/4), Jason Witten hauled in his fourth catch of the game to give him 751 career receptions to pass Michael Irvin's club record of 750.

BREAKING A RECORD – With his third catch of the home finale against New Orleans On Dec. 23, Jason Witten established an NFL tight end single-season receptions record, finishing the game with 103 catches. The previous mark was held by Tony Gonzalez (102 in 2004). Witten finished the season with 110 catches, just one shy of Michael Irvin's record set in 1995.

2013

TWO MORE COWBOYS IN HALL OF FAME – Dallas had two more members enshrined in the Pro Football Hall of Fame in Canton, Ohio when Larry Allen and Bill Parcells were both inducted. Allen, a member of the NFL's All-Decade Team for the 1990s and 2000s, became the second Cowboys offensive lineman to earn a bust in Canton. Parcells, who coached four seasons in Dallas, is the third head coach (Tom Landry) or executive (Tex Schramm) to have the honor.

2014

IT'S GOOD! – Dan Bailey drilled two field goals in the win at St. Louis (9/21) to pass Chris Boniol with the longest streak of consecutive field goals made - 28. He added two more against Houston (10/5) before missing one in that same game, setting the mark at 30.

500th WIN – In handing New Orleans (9/28) a 38-17 Sunday night loss, the Dallas Cowboys registered their 500th overall win (including postseason). Dallas became the 11th team in NFL history with 500 wins, and did it in 880 games, the second-fastest to reach 500. Chicago was the fastest, reaching the mark in 870 games.

900 CATCHES FOR 10,000 YARDS – Jason Witten became the second Dallas Cowboy (Irvin) to reach 10,000 career receiving yards after tallying 59 yards against Houston (10/5). He then became just the second tight end - 16th player - in league history to reach 900 career catches with his two at Seattle (10/12).

THE GOAT – In the win at Seattle (10/12), Dan Bailey had three field goals, including a career-long 56-yarder, to give him 102 career field goals made. He became the second Cowboys kicker (Rafael Septien) to reach 100 and also qualified for all-time kicking stats. By season's end, Bailey's 89.8 field goal percentage is tops all-time.

RUN MURRAY, RUN – DeMarco Murray's 128 rushing yards against the N.Y. Giants (10/19) made him the first rusher in NFL history to record a streak of seven consecutive games to open the season with 100 rushing yards, breaking Jim Brown's 56-year old record of six straight games to open a season. Murray continued the streak a week later against Washington (10/27) before failing to reach 100 yards versus Arizona in Week 9, setting the NFL record at eight consecutive games. Murray was recognized as the NFL Offensive player of the month in both September and October for his accomplishments during the stretch.

ALL-TIME CLUB PASSING YARDS LEADER – Tony Romo completed 18-of-20 passes for 218 yards in the win at Indianapolis (12/21). His 218 yards gave him 32,971 for his career to pass Troy Aikman (32,942) as the club's all-time passing yards leader.

DOUBLE CROWN WITH A SPLASH – Dallas closed out its home schedule with a 42-7 victory over Indianapolis (12/21) to give the club its 22nd division and 18th NFC East title. Then the season-ending win at Washington (12/28) provided several highlights for Dallas. The club earned its eighth road win of the season to become the first team in club history and the sixth team since the NFL merger to go 8-0 on the road. Additionally, Murray finished the game with his club-record 12th 100-yard game of the season to give him 1,845 yards on the season, passing Emmitt Smith's previous mark of 1,773 (1995).

EIGHT-BALL TO THE PRO BOWL – The Dallas Cowboys had eight players - seven on offense - earn a selection to the Pro Bowl. DeMarco Murray made his second trip and was selected as a team captain. Tony Romo (fourth), Jason Witten (10th), Tyron Smith (second), Dez Bryant (first), Travis Frederick (first), Louis-Philippe Ladouceur (first) and Zack Martin (first) all made the cut.

WITH HONORS – Dallas Cowboys Owner, President and General Manager Jerry Jones was recognized as the 2014 Pro Football Writers of America Executive of the Year. Jones is the first member of the Cowboys – and second NFL owner (Al Davis, Oakland – 2002) – to earn the PFWA's Executive of the Year award, which began in 1993. DeMarco Murray was named the AP Offensive Player of the Year for 2014. In his best season as a professional, Murray led the NFL with a Cowboys franchise-record 1,845 rushing yards, 2,261 scrimmage yards, 392 rush attempts and 13 touchdowns while carrying the Cowboys into the playoffs for the first time since 2009. The Dallas Cowboys placed a league-high four players – wide receiver Dez Bryant, center Travis Frederick, running back DeMarco Murray and tackle Tyron Smith – on the 2014 All-NFL team, chosen in voting conducted by the Professional Football Writers of America (PFWA).

2015

COACH EXTENDED – The Dallas Cowboys signed Head Coach Jason Garrett to a five-year contract extension on January 15, 2015. Garrett is third on the Dallas Cowboys all-time coaching wins list, with 42 regular and postseason victories. The Cowboys also announced an extension for Defensive Coordinator Rod Marinelli as well as an extension and promotion of Scott Linehan to offensive coordinator.

WOODSON HONORED – During halftime of Dallas' Nov. 1, 2015 game against the Seattle Seahawks, Darren Woodson was inducted as the 21st member of the Cowboys Ring of Honor at AT&T Stadium. He finished his career as the Cowboys all-time leading tackler with 1,350 stops, was named to the Pro Bowl five times and was a three-time Super Bowl champion.

DYNAMIC DUO – Tony Romo connected with Dez Bryant for their 50th touchdown in the fourth quarter at Miami (11/22) to surpass Troy Aikman and Michael Irvin (49) for the most QB-WR touchdowns in franchise history. It took Bryant and Romo 68 games to score 50 touchdowns, while it took Aikman and Irvin 128 games to reach 49 touchdowns.

ALL-TIME CONSECUTIVE GAMES PLAYED LEADER – Jason Witten played in his 197th consecutive game at Miami (11/22) to surpass Bob Lilly (196, 1961-1974) for the most consecutive games played in team history. He then played in his 200th consecutive game at Green Bay (12/13) to become the first Cowboy to reach that milestone.

1,000 RECEPTIONS – Jason Witten reached 1,000 career receptions at Washington (12/7) to become the 12th player in NFL history - second tight end - to do so. By reaching that mark in his 203rd game, he became the sixth-fastest player in NFL history - fastest tight end - to get to that point.

GARRETT PASSES JOHNSON IN WINS – Head Coach Jason Garrett earned his 45th career regular season win at Washington (12/7) to surpass Jimmy Johnson (44) for the second-most regular season head coaching wins in team history.

MOST CONSECUTIVE GAMES WITH A CATCH – Jason Witten caught a pass in his 118th consecutive game at Buffalo (12/27) to surpass Michael Irvin (117) for the most consecutive games with a catch in team history.

2016

END OF AN ERA – After 31 years of calling the Valley Ranch practice facility home, the Cowboys conduct their final practice at the team headquarters in Irving, TX on June 21.

A NEW HEADQUARTERS – The organization moves into The Star in Frisco, Texas, the new World Headquarters of the Dallas Cowboys. The move enables the team to become the first and only NFL team to share a training facility with a public high school athletic program at Ford Center – an indoor venue with a seating capacity of 12,000.

SHATTERING A CLUB RECORD – In the Thursday night win at Minnesota (Dec. 1), the Dallas Cowboys extended their win streak to 11 games - the longest single-season streak in franchise history.

LUCKY WEEK 13 – With the 17-15 win over the Minnesota Vikings on Thursday night, along with the Washington Redskins loss the following Sunday, the Dallas Cowboys became the first team in the NFL to clinch a playoff berth - the franchise's 32nd trip to the postseason.

GOING BOWLING – Five Dallas Cowboys were initially selected to the Pro Bowl - Tyron Smith (fourth selection), Travis Frederick and Zack Martin (three apiece) and Ezekiel Elliott and Dak Prescott (first). Two more were added as replacements - Dez Bryant (third, for Julio Jones) and Sean Lee (second, for Luke Kuechly).

2017

HIGHEST HONOR, AND THEN SOME – On the eve of Super Bowl LI, Owner/President/General Manager Jerry Jones became the newest member of the Dallas Cowboys selected to the Pro Football Hall of Fame. The accolades continued as Jason Garrett was named AP Coach of the Year, Dak Prescott was named AP Offensive Rookie of the Year, the offensive line earned the Built Ford Tough Offensive Line of the Year and Ezekiel Elliott was the FedEx Ground Player of the Year.

A LIFETIME ACHIEVEMENT – Owner/President/General Manager Jerry Jones received the 2017 Lifetime Achievement Award, presented by *SportsBusiness Daily/Journal* at a banquet in New York City.

HALL OF FAME OWNER – Owner/President/General Manager Jerry Jones is inducted into the Pro Football Hall of Fame on August 5, 2017, becoming the 15th owner to be enshrined.

RECORD SETTER – Jason Witten sets the Cowboys franchise record for most career receiving yards, eclipsing Michael Irvin (11,904) in Cowboys annals in the home-opening win against the N.Y. Giants on Sept. 9. He passed Ed "Too Tall" Jones for most games played by a Cowboy (224) the following week at Denver.

TOUCHDOWN FOR 88 – Dez Bryant establishes a franchise record, topping Bob Hayes (71) with his 72nd career receiving touchdown against Washington on Oct. 21.

WINNING OWNER – The Cowboys win at the N.Y. Giants on Dec. 10, 2017 serves as Jerry Jones' 250th regular season win as the Dallas Cowboys Owner, President and General Manager since purchasing the team in 1989.

2018

PRO BOWL COWBOY – Jason Witten earns his 11th trip to the Pro Bowl to tie Bob Lilly for the most appearances in franchise history. He was joined by Travis Frederick (fourth), Tyron Smith (fifth), Zack Martin (fourth) and DeMarcus Lawrence (first) as Pro Bowl selections.

COACHING STAFF ADDITIONS – The Dallas Cowboys welcomed eight new coaches to their staff in the 2018 offseason, including four assistants on offense - Paul Alexander (offensive line), Sanjay Lal (wide receivers), Kellen Moore (quarterbacks), Doug Nussmeier (tight ends). On defense, Kris Richard was brought in to lead the secondary and coordinate the passing defense, along with Ken Amato (defensive assistant). Doug Colman (asst. special teams) and Markus Paul (strength and conditioning) were the final additions.



SIDELINES

Home to the Dallas Cowboys

The Dallas Cowboys have called three different stadiums home during their 58 years of existence. Their original home was the Cotton Bowl (1960-1971) followed by Texas Stadium (1971-2008) and finally their current home, AT&T Stadium (2009-present).

Cotton Bowl




The original Fair Park football stadium was built in 1921 and seated 15,000. That wooden structure was razed in 1930 and construction began on what is now the Cotton Bowl. The original seating capacity of the stadium was 46,200 and built at a cost of \$328,000. In January 1936, Fair Park Stadium was officially renamed The Cotton Bowl in recognition of the fact that more cotton was raised within 200 miles of Dallas than any other town in America. Later additions of upper decks on each side increased capacity to 75,504 by the time the Cowboys arrived in 1960. From

1960 into the 1971 season, the Cowboys called the Cotton Bowl home, posting a 45-33-4 record, including a 2-2 mark in postseason. Until 2009, the largest home crowd in club history was the 80,259 that packed into the Cotton Bowl on Nov. 24, 1966 to watch the Cowboys defeat the Cleveland Browns 26-14 in the inaugural Thanksgiving Day game in Dallas.

Texas Stadium



Texas Stadium, a football facility built at a cost of \$35 million in 1971, was the home of the Dallas Cowboys for 38 seasons and hosted its final game on Dec. 20, 2008 against the Baltimore Ravens. The Cowboys opened their facility on Oct. 24, 1971 with a 44-21 victory over New England. During that time, the Cowboys posted a 213-100 record (.681), including a 16-6 (.727) mark in postseason, at home. Located in the Dallas suburb of Irving, Texas Stadium had a seating capacity of 65,581 and featured 381 luxury suites, 52 concession stands, 40 specialty stands, 86 restrooms, 115 drinking fountains and 130 acres of parking. Texas Stadium's most unique feature was the partial roof which covered fans from inclement weather, but left the game outdoors. The Cowboys incorporated the design feature in their new home which also includes a retractable roof.



AT&T Stadium AT&T STADIUM

On Nov. 2, 2004 the voters of Arlington approved a public-private partnership with the Dallas Cowboys to build a state-of-the-art, retractable roof stadium in Arlington, Texas. Located in the heart of Arlington's entertainment district, construction on the stadium began in April 2006 and was completed early in the summer of 2009.



The largest NFL stadium ever built was designed to enhance the international Cowboys brand with its modern progressive architecture while incorporating elements of the Texas Stadium heritage such as the shape of the roof's opening, the Ring of Honor and Tom Landry statue.

The 3.0-million square-foot stadium has a capacity of up to 100,000. The stadium features signature monumental arches, an expansive retractable roof, massive glass retractable end zone doors, a distinguishing canted glass wall, and the world's largest center-hung HD video board.

"The challenge for us with this stadium was to innovate, but at the same time never forget to acknowledge tradition," said Jerry Jones, owner and president, Dallas Cowboys. "This stadium embodies the spirit of the Dallas Cowboys and that starts with the familiar 'hole in the roof.' What we have designed is a building we believe is both architecturally significant and also reflects the emotion and competition that goes on inside."

The stadium was designed by HKS Architects, one of the top stadium designers in the world. The stadium was renamed AT&T Stadium on July 25, 2013 after the Cowboys and AT&T announced a long-term agreement.


The 2009 season rang in a new era for the Dallas Cowboys as the club moved to its new home in Arlington, Texas to kickoff the 2009 season. Officially opened on May 27, 2009 in a ribbon cutting ceremony, then named Cowboys Stadium hosted the first Cowboys game on Aug. 21 - a preseason contest against the Tennessee Titans. The first regular season Cowboys game was on September 20 against the N.Y. Giants, and the game set an NFL attendance record at 105,121.

Not only is the stadium home to the Dallas Cowboys, but it played host to Super Bowl XLV on February 6, 2011, the first Super Bowl in the region. This venue is also home to the annual Goodyear Cotton Bowl Classic, as well as annual college football games, including the AdvoCare Classic which helps kick off the college football season on Labor Day Weekend each year. On Jan. 12, 2015 AT&T Stadium hosted the first ever College Football Playoff National Championship Game, and the venue will also be part of the rotation for a college football playoff semifinal game. In April, 2014, the stadium hosted the NCAA Men's Basketball Final Four.

Key Design Highlights

★ **Monumental Arches** – The stadium features two monumental arches, soaring 292 feet above the playing field, which support a retractable roof. As the longest single span roof structure in the world, each boxed arch is 17 feet wide by 35 feet deep. Weighing 3,255 tons each, these impressive structures span a quarter mile (1,290 feet) in length. As one of the first components to be constructed, the arches form a striking silhouette on the Arlington landscape as sunlight reflects against the metallic surface during the day.






★ **Retractable Roof** – Designed to be open or closed, depending on weather conditions, the expansive retractable roof is the largest of its kind in the world and measures approximately 661,000-square-feet. When closed, the roof encompasses 104-million-cubic-feet of volume, making it the largest enclosed NFL stadium. The retractable roof is designed specifically to emulate the opening at Texas Stadium, which was recognized around the world, and allows views inward and outward. Each panel can open or close in 10 minutes. The entire playing field can be seen from directly above.

★ **Retractable Doors** – The stadium features the largest retractable end zone doors in the world. Each has a five-leaf, clear, retractable opening measuring 120 feet high by 180 feet wide. The five 38-foot panels take only six minutes to open or close. By using clear glass for the door panels, spectators experience panoramic vistas from within the seating bowl and when circulating through the stadium concourses. Moreover, the operability provides air circulation during game-day and non-game-day events.

★ **Center-Hung Videoboard** – Within the seating bowl, Cowboys fans are provided with a one-of-a-kind feature unlike any other in the world, a center-hung videoboard. Hanging 90 feet above

the field from the roof structure, the innovative videoboard center spans between the 20-yard lines and features four individual boards – two facing the sidelines and two facing the end zones. The sideline boards measure 160 feet wide by 72 feet tall while those facing the end zones measure 53 feet by 30 feet. All four boards are angled toward the stands for optimal viewing. The stunning combination of these boards immerses spectators with video imagery, creating a premium on upper level seats and presenting the game in a way never before experienced.



★ **Canted Glass Wall** – One of the most compelling architectural features of the stadium design is the canted glass exterior wall. The 86-foot high glass, curtain-wall surface slopes outwardly at a 14 degree angle to create a luminescent glow day or night. A fritted glass system transitions up the elevation to create a dynamic, ever-changing aesthetic depending on the time of day. At night, a series of internal lights gently wash the glass wall to create a glow across the facade.

★ **Suites** – The design includes over 300 suites that have been decentralized and are in eight locations distributed across five separate levels of the stadium. The most unique are the field-level sideline suites for up-close and personal viewing of the games.

Design Statistics

★ **Total Square Footage:** 3.0 million-square-feet. The entire Statue of Liberty and its base could fit into the stadium with the roof closed. The stadium is also the world's largest column-free room. The American Airlines Center in Dallas could fit entirely into the stadium at field level.

★ **Interior Cubic Volume:** 104 million-cubic-feet. (By comparison, Reliant Stadium in Houston measures 90 million-cubic-feet.) AT&T Stadium is the largest enclosed stadium (in cubic-feet) in the NFL.

★ **Seating Capacity:** With ticketed areas in the end zone plazas and platforms, capacity can reach over 100,000.

★ **Suites:** There are over 300 suites in eight different locations on five separate levels of the stadium. Field-level suites are available on the sidelines as well as in the end zones for up-close and personal viewing of the games. The Optum Hall of Fame level suites are 20 rows from the field, making them the closest elevated suites in the NFL.


★ **Domed Roof:** At 661,000-square-feet, the stadium is the largest domed structure in the world.

★ **Retractable Roof:** The open roof design that was a unique feature of Texas Stadium was carried over into the design of the stadium, with the improvement of a new retractable feature, revealing an opening that measures 256 feet wide and 410 feet long. Two bi-parting mechanized roof panels are driven by a rack-and-pinion drive system consisting of 64 7.5 HP electric motors, making it the first of its kind in the world. The open/close time is 12 minutes.

★ **Arches:** The roof is supported by two 35-feet deep and 17-feet wide boxed arch trusses. Each truss spans nearly a quarter mile (1,290 feet) making the roof the longest clear-span structure in the world. The arches are more than twice the length of the Gateway Arch in St. Louis.

★ **Glass Retractable Door:** Each end zone features a five-leaf clear glass retractable door measuring 120 feet high and 180 feet wide, making it the tallest movable glass wall in the world.

★ **Parking:** It is estimated that between parking owned or under control of the Dallas Cowboys as well as the entrepreneurial lots in and around the stadium area, that there are as many as 30,000 parking spaces available to fans on game day.



As the largest NFL venue ever built, the stadium boasts the most spectacular column-free room in the world, stretching a quarter-mile in length. Encasing 3.0-million-square-feet, the majestic scale of the stadium measures twice the distance of the St. Louis Gateway arch. In addition, the Statue of Liberty can stand completely inside the room structure. The length of the arches spans the same distance as the height of the Empire State Building. The magnitude of the stadium's size and scale places it on the world's stage of iconic structures.

AT&T Stadium Facts and Figures

On July 25, 2013, two iconic American brands - the Dallas Cowboys and AT&T - jointly announced an expansion of their long-standing relationship to include a new name for the team's home, AT&T Stadium, as well as plans to create an innovative, mobile-first experience for fans.



"AT&T is an iconic American leader that has guided the path of communication in the world for more than 100 years," said Cowboys owner Jerry Jones. "Our stadium has always been about providing fans with an unsurpassed experience in the area of technology. With AT&T, we are growing our relationship with one of the world's strongest and most innovative companies to ultimately provide fans with the latest cutting-edge technology for many years to come."

The name change is reflected in substantial signage updates throughout the building, prominently featuring AT&T, both inside and outside of the stadium. The Cowboys and AT&T are working together to deliver an interactive gameday experience for fans like no other. AT&T and the Cowboys continue to invest in advanced mobile technology in and around AT&T Stadium to benefit all visitors.

AT&T Stadium - What Fans Need to Know

★ Access

One of the great assets Arlington has is accessibility to the entire metroplex. There are 14 approaches from major highways into AT&T Stadium in Arlington. From a regional standpoint, the stadium is one of the most accessible venues ever planned.

★ Parking

It is estimated that between parking under control of the Cowboys, as well as entrepreneurial lots around the stadium, there are as many as 30,000 parking spaces available to fans on game day.

★ Plaza Area and Open End Zones

The stadium design incorporates two open end zones with glass retractable doors measuring 120 feet high and 180 feet wide, making them the tallest glass retractable doors in the world. The plazas outside these doors, one in each end zone – along with the three party decks in each end zone – create over 420,000-square-feet of entertainment space (approximately 10 acres). Media boards and large-screen monitors add entertainment to the area, and create a festival atmosphere, making these areas a great space for people to gather before, during and after events to socialize. The field is 50 feet below ground level, so fans entering on the plaza level will have a panoramic view over the field. The end zone area has the flexibility to convert from standing-room only to seating, based on specific event needs.

★ Video Boards

There are approximately 3,000 televisions in the building. The most unique being the four board cluster that is suspended 90 feet directly over the center of the playing surface. The board runs from the 20-yard line to the 20-yard line – measuring 160 feet in length and 72 feet in height – making it the largest center-hung video board installation in the world, setting a Guinness Book World Record. The center video board allows

fans on all levels to view the game in crisp, clear images during the game. This creates a premium on the value of the upper-level seats and makes the game more exciting for all fans.

★ Amenities and Restrooms

The stadium features 824 concession points of sale as well as more than 1,800 toilets. Some of the restrooms are reversible based on the needs of the event.

★ Ring of Honor

The Dallas Cowboys Ring of Honor is a featured part of the stadium. The Ring's members are forever honored on the wall surrounding the field, emblazoned with the same letters and numbers that originally hung proudly at Texas Stadium.

★ Miller Lite Corral

Located on AT&T Stadium's Miller Lite West Plaza, the Miller Lite Corral is the center of pre and post-game entertainment for all fans with a game ticket. The Miller Lite Corral spans over 8,000-square-feet of patio and beer gardens amid landscape terraces and trees. Fans can enjoy a cold Miller Lite and live entertainment both pre and postgame, as well as be able to watch the Cowboys game from any of the 18 big screen televisions located in the Miller Lite Corral.

★ AT&T Stadium – Acclaimed Gameday Culinary for Fans

The stellar gameday experience at AT&T Stadium features enjoying the tradition of delicious menus that reflect the local food culture of Texas and the Southwest as well as global cuisine in one of the world's most dynamic and growing cosmopolitan centers. Every Dallas Cowboys gameday - and for all sports and entertainment events - culinary professionals directed by an expert chef, prepare menus in general concessions, clubs and suites that garner fan accolades for their abundant fresh ingredients and winning flavors. A main kitchen, 13 area kitchens and hundreds of culinary destinations across the stadium are centers where delicious food and beverages are carefully prepared for fans. Among the fan-craved traditions at AT&T Stadium available to every guest are: The Cowboys Cheesesteak, The Texas Chicken & Waffle, The Mexican Pambazo, The Frito Pie Dog, The Bent Buckle BBQ Sliced Brisket Sandwich, Heaven and Hell Burger, The Spinach & Feta Turkey Burger, Vegetarian Nachos, and the famous Macaroni & Cheese - just to name a few.

AT&T Stadium is also internationally renowned as a destination for innovative, landmark private events. The stadium's stellar and award-winning special events team produces custom experiences for the world's premier brands and leading business, civic and charitable organizations year round.

★ Dallas Cowboys Pro Shop and Stadium Tours

Stadium Tours allow fans to peek inside the home of the Dallas Cowboys year round. There are two different tour options for an in-depth, behind the scenes look at all the wonders, including the Cowboys Locker room, the Dallas Cowboys Cheerleaders locker room and a chance to step on the same field that Dak Prescott, Ezekiel Elliott and Sean Lee take on opponents any given Sunday. For more information on AT&T Stadium Tours contact 817-892-8688 or check the web at www.attstadium.com. The Dallas Cowboys Pro Shop at the Stadium is also open year around and where tours begin.

★ Dallas Cowboys Art Collection

The Dallas Cowboys and AT&T Stadium are family businesses, and the art collection in the stadium and The Star in Frisco reflects the intimacy of a personal vision. Unlike most private collections, this one is accessible to massive crowds. It is there to be seen, week after week, season after season, by tourists just passing through and by regulars who return again and again. The collection consists of 86 works of art by 56 established and emerging artists. The works in the collection are united by their boldness, vigor, and resolve. They not only hold their own in a crowd, but have the power to transform massive public spaces into impossible-to-mistake locations where visitors from all over the world come together. To purchase art tour tickets visit www.attstadium.com or call (800) 745-3000. Also, download the free Dallas Cowboys Art Collection App on your mobile device to enhance your tour. The app includes a number of audio and video stories that provide in-depth information on the Collection, the artists and their works, including interviews and installation videos.

AT&T STADIUM TIMELINE

★ **April 10, 2006** – Ground breaking begins for stadium construction.

★ **May 27, 2009** – Stadium is unveiled at a ribbon cutting ceremony that also featured the opening of the glass end zone doors.

★ **June 6, 2009** – George Strait, Reba McEntire, Blake Shelton and Lee Ann Womack serve as the entertainment for the first event in front of 60,188.

★ **July 20, 2009** – The CONCACAF Gold Cup is the first sporting event played at the stadium in front of 82,252 - a then Texas soccer attendance record.

★ **August 7, 2009** – Stadium art work unveiled featuring 23 pieces with 13 specially commissioned for the stadium, including: Franz Ackermann, Mel Bochner, Olafur Eliasson, Teresita Fernandez, Matthew Ritchie, Lawrence Weiner. The collection now contains 86 works by 56 artists with 18 site specific commissions.

★ **August 21, 2009** – First Cowboys game - preseason game against the Tennessee Titans in front of 75,720 fans. The Cowboys defeated the Titans 30-10.

★ **August 27, 2009** – The Dallas Cowboys hold an open and free practice to the public with 26,460 in attendance - the most ever to attend a Cowboys practice.

★ **September 5, 2009** – BYU upsets Oklahoma 14-13 in the first collegiate football game at the stadium in

front of 75,437 in the then inaugural Cowboys Classic.

★ **September 15, 2009** – The Tom Landry statue that stood in front of Texas Stadium is placed in its new location at the stadium.

★ **September 20, 2009** – The Dallas Cowboys play their first regular season game against the N.Y. Giants in front of an NFL-record crowd of 105,121 but lose the game, 33-31.

★ **September 28, 2009** – The Dallas Cowboys earn their first win at their new stadium with a 21-7 victory over the Carolina Panthers on Monday Night Football. On the same night, the Guinness World Records certifies that the Cowboys video board is the largest high definition center-hung video display in the world.

★ **December 5, 2009** – The stadium hosts the first ever Dr Pepper Big 12 Championship game with Texas defeating Nebraska 13-12 in front of 76,211.

★ **January 2010** – Following the conclusion of the NFL's regular season, the Dallas Cowboys set a single-season club record for tickets distributed (718,055) during eight regular season games.

★ **January 2, 2010** – Ole Miss defeats Oklahoma State 21-7 in the first Cotton Bowl Classic game at AT&T Stadium in front of 77,928 - the then second-largest crowd in Cotton Bowl history.

★ **January 9, 2010** – The Dallas Cowboys host their first home playoff game at the stadium, and with a 34-14 victory over the Philadelphia Eagles in front of 92,951, earn their first playoff win in 13 years.

★ **February 14, 2010** – The stadium hosts the 2010 NBA All-Star Game played in front of 108,713 fans, setting attendance records for the most at an NBA All-Star Game, most to witness a basketball game (college or pro) and was the largest crowd in American professional sports history, surpassing the Cowboys-Giants home stadium opener (105,121). The East All-Stars defeated the West All-Stars, 141-139.

★ **March 13, 2010** – Manny Pacquiao defends his WBO World welterweight championship by beating Joshua Clottey in a unanimous decision in the first boxing match at the stadium in front of 50,944 in attendance - the second largest attendance for a boxing event in the state of Texas.

★ **December 10, 17-18, 2010** – Six UIL Texas state championship football games, including five games over a two-day span, played at the stadium for the first time.

★ **February 6, 2011** – The stadium hosts North Texas' first Super Bowl as the Green Bay beats Pittsburgh 31-25 in Super Bowl XLV in front of 103,219 - the fourth-largest Super Bowl attendance figure.

★ **April 12, 2013** – The stadium's art work collection adds its 50th piece.

★ **March 29 and 32, 2013** – The stadium hosts the 2013 NCAA Men's Basketball South Regional Semifinals and finals - with over the weekend, more than 77,000 fans on hand to watch the Sweet 16 and Elite 8.

★ **July 25, 2013** – The stadium was renamed AT&T Stadium on July 25, 2013 after the Cowboys and AT&T announced a long term agreement.

★ **April 5-7, 2014** – AT&T Stadium hosts its first NCAA Men's Basketball Final Four between Connecticut, Florida, Kentucky and Wisconsin over two days. In the semifinals, 79,444 are in attendance to mark the largest crowd ever for a college basketball game, the largest crowd for an NCAA Final Four game and the largest crowd for the semifinals in NCAA history. UConn defeats Florida 63-53 and Kentucky downs Wisconsin 74-73. In the NCAA Championship Game, UConn is victorious over Kentucky 60-54 as the largest crowd for an NCAA Basketball Championship Game at 79,238 cheer on the event. The combined attendance of 158,682 is the largest two-day attendance ever for the event.

★ **June 7, 2014** – Country megastar George Strait closes out his illustrious musical career with his final performance at AT&T Stadium during his "The Cowboy Rides Away" Tour as the largest crowd for an indoor concert in North American history at 104,793 witness the historical event.

★ **January 1, 2015** – The 79th annual Goodyear Cotton Bowl Classic pits No. 5 Baylor against No. 8 Michigan State – the highest ranked matchup in the Cotton Bowl in 21 years. It also marks the first time that the Cotton Bowl and AT&T Stadium hosts a game as part of the College Football Playoff's "New Year's Six." The Spartans rally from a 20-point deficit to beat the Bears 42-41 with 71,464 in attendance.

★ **January 4, 2015** – The inaugural College Football Playoff National Championship is played at AT&T Stadium between Ohio State and Oregon. The Buckeyes defeat the Ducks 42-20 with 85,689 in attendance.

★ **April 19, 2015** – The Academy of Country Music Awards hosts its 50th Anniversary awards show at AT&T Stadium and sets the Guinness World Record for the Attendance at an Awards Show Broadcast with 70,252.

★ **January 12, 2016** – AT&T Stadium hosts its first movie premiere with the screening of Michael Bay's "13 Hours: The Secret Soldiers of Benghazi" as 32,000 join for the free event that includes a red carpet with all of the film's stars, producers and the director before the movie begins.

★ **April 3, 2016** – WrestleMania 32 makes its mark in North Texas when 101,763 attend the event which sets a new WWE attendance record. It also serves as the fifth-highest attended event at AT&T Stadium.

★ **August 2018** – The Dallas Cowboys celebrate 10 years for games and events at AT&T Stadium since the building opened its doors in 2009.

STADIUM EVENTS

SUPER BOWL

Super Bowl XLV, Green Bay 31, Pittsburgh 25, 2/6/11 - 103,219

COLLEGE FOOTBALL

College Football National Championship Game

Ohio State 42, Oregon 20, 1/12/15 - 85,689

Goodyear Cotton Bowl Classic

Mississippi 21, Oklahoma State 7, 1/2/10 - 77,928

LSU 41, Texas A&M 24, 1/7/11 - 83,514

Arkansas 29, Kansas St. 16, 1/7/12 - 80,956

Texas A&M 41, Oklahoma 13, 1/4/13 - 87,025

Missouri 41, Oklahoma State 31, 1/3/14 - 72,690

Michigan State 42, Baylor 41, 1/1/15 - 71,464

Alabama 38, Michigan State 0, 12/31/15 - 82,812

Wisconsin 24, Western Michigan 16, 1/2/17 - 59,615

Ohio State 24, Southern California 7, 12/30/17 - 67,510

AdvoCare Classic

BYU 14, Oklahoma 13, 9/5/09 - 75,437

TCU 30, Oregon State 21, 9/4/10 - 46,138

LSU 40, Oregon 27, 9/3/11 - 87,711

Alabama 41, Michigan 14, 9/1/12 - 90,413

LSU 37, TCU 27, 8/31/13 - 80,230

Florida State 37, Oklahoma State 31, 8/30/14 - 61,521

Alabama 35, Wisconsin 17, 9/5/15 - 64,279

Alabama 52, Southern California 6, 9/3/16 - 81,539

Michigan 33, Florida 17, 9/2/17 - 75,802

Southwest Classic

Arkansas 47, Texas A&M 19, 10/3/09 - 71,872

Arkansas 24, Texas A&M 17, 10/9/10 - 65,622

Arkansas 42, Texas A&M 38, 10/1/11 - 69,838

Texas A&M 35, Arkansas 28, 9/27/14 - 68,113

Texas A&M 28, Arkansas 21, 9/26/15 - 67,339

Texas A&M 45, Arkansas 24, 9/24/16 - 67,751

Texas A&M 50, Arkansas 43, 9/23/17 - 64,668

Texas Farm Bureau Big 12 Shootout

Texas Tech 20, Baylor 13, 11/28/09 - 71,964

Baylor 66, Texas Tech 42, 12/26/11 - 51,615

Baylor 52, Texas Tech 45, 11/24/12 - 44,168

Baylor 63, Texas Tech 34, 11/16/13 - 69,188

Baylor 48, Texas Tech 46 11/29/14 - 54,179

Baylor 63, Texas Tech 35, 10/3/15 - 56,179

Texas Tech 54, Baylor 35, 11/25/16 - 41,656

Texas Tech 38, Baylor 24, 11/11/17 - 34,482

Big 12 Championship Games

Texas 13, Nebraska 12, 12/5/09 - 76,211

Oklahoma 23, Nebraska 20, 12/4/10 - 78,810

Oklahoma 41, TCU 17, 12/2/17 - 64,104

Neutral Site games

TCU 38, BYU 28, 10/28/11 - 50,094

Notre Dame 37, Arizona State 34, 10/5/13 - 66,690

UCLA 20, Texas 17, 9/13/14 - 60,479

HIGH SCHOOL FOOTBALL

The stadium has hosted 182 high school football games since opening in 2009. Over one million fans have viewed high school games at AT&T Stadium.

UIL Texas State Football Championships

12/10, 17-18, 2010 - 100,000+

12/9, 15-17, 2011 - 208,602

12/14, 20-22, 2012 - 125,000+

12/14, 19, 20-21, 2013 - 124,198

12/13, 18-20, 2014 - 134,861

12/2-3, 12/14-17, 2016 - 290,900

12/20-23, 2017 - 156,967



Super Bowl XLV
Green Bay 31, Pittsburgh 25
Feb. 6, 2011



**College Football Playoff
National Championship Game**
Ohio State 42, Oregon 20
Jan. 12, 2015



Cotton Bowl
Ohio State 24, Southern California 7
Dec. 30, 2017



UIL Texas High School Football Championship
Highland Park 53, Manvel 49
Dec. 22, 2017

STADIUM EVENTS

NBA ALL-STAR GAME

2010 NBA All-Star Game - East 141, West 139, 2/14/10 - 108,713
largest crowd in American sports history

NCAA BASKETBALL

Neutral Site games

Texas 103, North Carolina 90, 12/19/09 - 38,052
Baylor 67, Kentucky 62 (Men's) and Kentucky 133, Baylor 130 (Women's),
12/6/13 - 12,818

NCAA Men's Basketball Regional:

Michigan 87, Kansas 85 and Florida 62, Florida Gulf Coast 50,
3/30/13 - 40,639

Michigan 79, Florida 59, 4/1/13 - 36,585

NCAA Men's Basketball Championship:

Connecticut 63, Florida 53 and Kentucky 74, Wisconsin 73,
4/5/14 - 79,444 - largest crowd for a college basketball game
Connecticut 60, Kentucky 54, 4/7/14 - 79,238 - largest crowd for an
NCAA Basketball Championship Game and combined attendance of
158,682 was the largest two-day attendance for the event all-time

SOCCER

CONCACAF Gold Cup

Mexico 4, Haiti 0 and Costa Rica 5, Guadeloupe 1 - GC Quarterfinals,
7/20/09 - 82,252

Costa Rica 5, Cuba 0 and Mexico 5, El Salvador 0 - GC Group Stage,
6/5/11 - 80,108

United States 3, Honduras 1 and Panama 2, Mexico 1 - GC Semifinals,
7/24/13 - 81,410

United States 2, Costa Rica 0 - GC Semifinals, 7/22/17 - 45,516

Friendly Matches

Chelsea FC 2, Club America 0 - 7/26/09 - 57,229

San Luis 3, Club America 0 - 7/17/10 - 27,061

Mexico 2, Brazil 0, 6/3/12 - 84,516

Mexico 3, Ecuador 1, 5/31/14 - 84,876 - largest soccer crowd in Texas

Argentina 2, Mexico 2, 9/8/15 - 82,559

Croatia 1, Mexico 0, 3/27/18 - 79,617

World Football Challenge

FC Barcelona 2, Club America 0, 8/6/11 - 60,807

CONCERTS

Academy of Country Music 50th Awards Show - 4/19/15 - 70,252 -

highest attendance at an Awards Show Broadcast

BeautyKind Unites: A Concert for Causes - The Band Perry, Demi Lovato,

Jake Owen and Cole Swindell - 3/25/17 - 20,000

Beyonce & Jay-Z - 7/22/14 - 47,461

Beyonce - 5/9/16 - 44,270

Coldplay - 8/27/16 - 62,098

George Strait, Reba McEntire, Blake Shelton and Lee Ann Womack -

6/6/09 - 60,188

George Strait - 6/7/14 - 104,793 - largest crowd for an indoor concert
in North America

Guns N' Roses - 8/3/16 - 40,978

Jonas Brothers - 6/20/09 - 50,544

Kenny Chesney, Zac Brown Band, Billy Currington and Uncle Kracker -

4/6/11 - 46,516

Kenny Chesney, Tim McGraw, Jake Owen and Grace Potter -

6/9/12 - 47,269

Kenny Chesney, Eric Church and Eli Young Band - 5/11/13 - 45,026

Kenny Chesney, Jason Aldean and Brantley Gilbert - 5/16/15 - 47,256

Kenny Chesney, Miranda Lambert, Jake Owen and Old Dominion -

6/4/16 - 46,273

Kenny Chesney, Thomas Rhett, Old Dominion and Brandon Lay - 46,274

One Direction - 8/24/14 - 53,409

Luke Bryan - 10/22/16 - 40,157

Metallica - 6/16/17 - 49,476

Paul McCartney - 8/19/09 - 38,500

The Rolling Stones - 6/6/15 - 49,042

Taylor Swift - 10/8/11 - 55,451

Taylor Swift - 5/25/13 - 53,020

Taylor Swift - 10/17/15 - 62,630

U2 - 10/12/09 - 70,745

U2 - 5/26/17 - 50,247



2010 NBA All-Star Game
East All-Stars 141, West All-Stars 139
Feb. 14, 2010



**NCAA Men's Basketball
Final Four Championship**
UConn 60, Kentucky 54
April 7, 2014



International Soccer Friendly
Mexico 2, Argentina 2
Sept. 8, 2015



Academy of Country Music 50th Awards Show
April 15, 2015

STADIUM EVENTS

PBR

2/20/10 - 46,321*	2/28/15 - 28,311
2/19/11 - 38,641	2/27/16 - 30,298
3/3/12 - 34,141	2/18/17 - 38,598
3/2/13 - 29,032	2/24/18 - 46,046
3/1/14 - 37,716	

*largest crowd for a single-day riding event in the U.S.

THE AMERICAN RODEO

3/2/14 - 28,315	2/19/17 - 28,030
3/1/15 - 42,563	2/25/18 - 32,137
2/28/16 - 33,799	

MONSTER JAM

2/27/10 - 60,321	2/21/15 - 56,663
2/26/11 - 60,125	2/13/16 - 50,100
2/25/12 - 60,099	2/4/17 - 60,582
2/23/13 - 64,078 - event record	2/10/18 - 61,351
2/22/14 - 57,136	

SUPERCROSS

3/20/10 - 49,082	2/14/15 - 54,981
2/26/11 - 51,509	2/20/16 - 57,755
2/18/12 - 53,952	2/11/17 - 57,807
2/16/13 - 54,036	2/17/18 - 57,421
2/15/14 - 54,421	

OTHER SPORTING EVENTS

NFL Draft

2018 NFL Draft, 4/26-28/18 - The NFL Draft Experience set an opening Day 1 of the Draft attendance record as over 100,000 people attended the free event on the first night of the NFL Draft.

Wrestling

WrestleMania 32, 4/3/16 - 101,763 - largest attendance in WWE history

Boxing

Manny Pacquiao def. Joshua Clottey - WBO World Welterweight Championship, 3/13/10 - 50,944
Manny Pacquiao def. Antonio Margarito - WBC Super Welterweight title, 11/13/10 - 41,734
Canelo Alvarez def. Liam Smith - WBO Junior Middleweight title, 9/17/16 - 51,240

Running

4/11/10 - America's Run Half Marathon, 5k, kids' FunRun, FitFest and a Running and fitness Expo

Lacrosse

NCAA Women's Lacrosse, Northeastern vs. William & Mary, 3/19/11 - 2,235

Bowling

U.S. Women's Open - 6/30/11 - 6,000+

Gymnastics

Nastia Liukin Cup - 3/6/15 - 3,226
AT&T American Cup - 3/7/15 - 10,383

ARTS AND HOME ENTERTAINMENT

The Home Show - 3/9-11/12 - 25,229
Live broadcast of the opera "The Magic Flute" - 4/28/12 - 15,100
Glenn Beck "Restoring Love" - 7/28/12 - 46,478
The Home Show - 3/8-10/13 - 12,994
Live simulcast of the opera "Turandot" - 4/13/13 - 14,000
Live simulcast of the opera "The Barber of Seville" - 4/11/14 - 10,000
Live simulcast of the opera "LA BOHÈME" - 3/21/15 - 7,000
Live simulcast of the opera "SHOW BOAT" - 4/23/16 - 5,000
13 Hours: The Secret Soldiers of Benghazi Movie Premiere - 1/12/16 - 32,000




Supercross
Feb. 17, 2018



WrestleMania 32
April 3, 2016



Canelo Alvarez defeats Liam Smith
Sept. 17, 2016



2018 NFL Draft
April 26-28, 2018

The Star in Frisco

In August 2013, the Dallas Cowboys, in partnership with the City of Frisco and the Frisco Independent School District (FISD), announced plans for The Star in Frisco – a vision that would become home of the Dallas Cowboys World Corporate Headquarters. Officially opened to the public in August 2016, The Star in Frisco continues to develop into a leading entertainment destination, with additional components set to open in 2018.

The Star is located in Frisco, Texas, a suburb north of Dallas, Texas. The facility is part of the \$5 Billion Mile comprised of four mixed-use developments along the Dallas North Tollway in between Warren Parkway and Lebanon Road. Ranked the second-fastest growing economy in America, Frisco boasts more than 150,000 residents.



Plans for the 91-acre mixed-use development quickly grew from the Dallas Cowboys World Corporate Headquarters to become a destination that featured shopping, dining and nightlife, as well as athletic, fitness, event and hotel options.

In partnership with the City of Frisco and Frisco ISD, the Cowboys focused on inspiring the next generation of players and fans by uniquely engaging them at the place where the Dallas Cowboys live, work and practice.

The Star is the only NFL training facility in the U.S. that is shared with a public high school athletic program. All 10 Frisco ISD high schools play games within Ford Center at The Star, a state-of-the-art, 510,000-square-foot indoor athletic facility. With a capacity of 12,000 seats, Ford Center hosts a variety of events in addition to football games, such as meetings, concerts, professional lacrosse and more.

"Moving from Valley Ranch to The Star is bittersweet," said Jerry Jones, owner and president, Dallas Cowboys. "We had a lot of history and memories there, but what is exciting now is what we've built at The Star that goes beyond just the Dallas Cowboys team. It involves these young, talented athletes from Frisco ISD; it involves the entire Frisco community with what we offer from training, health and wellness, to dining, entertainment, shopping and more. We've put our heart and soul into this next chapter for the Cowboys, and we love watching fans experience everything that The Star has to offer."

The Cowboys worked with several companies to develop all elements of The Star, including: Manhattan Construction Group, Gensler, O'Brien Architects, ICRAVE, Advent Design Corp., Kimley-Horn and Associates, Walter P. Moore, and Henderson Engineers, Inc.

The Cowboys officially moved into The Star in July 2016, and held the first event in Ford Center on August 27, 2016: The Star Kickoff presented by Whataburger – a one-day event that featured eight FISD high school varsity football teams – serving as the first event in the Ford Center at The Star.

Key Design Highlights

★ **Ford Center at The Star** – Ford Center at The Star is a state-of-the-art, 510,000-square-foot indoor athletic facility shared by the Dallas Cowboys, the City of Frisco, Frisco ISD's 10 high schools and the Dallas Rattlers of Major League Lacrosse. It seats 12,000 in folding fixed seats and features an interior video board (1,824 square feet) and an exterior video board (2,270 square feet). The exterior video board is one of the largest in high school sports. Beyond high school football, Ford Center hosts a variety of events including concerts, soccer games, marching band competitions, lacrosse and more. Ford Center at The Star is home to Dallas Cowboys Football Operations, including its locker room, training room, coaches' offices, team rooms, training table and hydrotherapy. Frisco ISD has a dedicated side to Ford Center that includes a locker room, training room, press area and coaches' offices. Ford Center at The Star boasts one indoor and two outdoor (one turf and one natural grass) NFL and University Interscholastic League (UIL) compliant practice fields. It includes four luxury suites and a premium hospitality area that overlooks the indoor stadium and outdoor practice fields.

★ **War Room at The Star** – The NFL Draft is conducted in a state-of-the-art war room outfitted with advanced technology and adorned with Dallas Cowboys historical draft documents. The room is approximately 40' x 30', and on draft day, is filled with about 40 people (20-25 coaches, 12-15 scouts, several team trainers/executives). A large (roughly 20' x 7'), fully interactive video wall exists at the front of the room and is comprised of three rows of five 55" LCD narrow bezel displays (15 total screens). In addition, the room includes two, 98-inch, 4K multi-touch displays on a wall to be used for side-by-side comparison of two players doing the same exercise/running the same play during a game. A display case in the hallway outside of the war room contains three historical draft books with notable evaluations of Cowboys legends, such as Troy Aikman, and one high-tech, animated draft book that "scribbles" notes and plays video clips. The room is open to the public for tours of The Star, and fans have the chance to win a "War Room Experience" in a continued partnership with the Texas Lottery.

★ **Outdoor Entertainment at The Star** – The 40,500-square-foot Tostito's Championship Plaza is where Times Square meets town square. Located at the heart of The Star, it features a 2,270-square-foot video board, interactive displays and other video boards, a 50-yard football field for community activities and a 10,000-square-foot Fans United store that sells team apparel, fashion, souvenirs and memorabilia for the Cowboys and other Dallas-based professional and amateur teams. In addition, The Dallas Cowboys Ring of Honor Walk presented by Dr Pepper at The Star will lead up to Ford Center at The Star, and will highlight key players in Cowboys history as well as North Texas leaders through the Dallas Cowboys Community Ring of Honor presented by Dr Pepper. The Star will also feature a Nike jogging trail.

★ **Baylor Scott & White Sports Therapy & Research at The Star** – Opened in the summer of 2018, the 300,000-square-foot campus, named Baylor Scott & White Sports Therapy & Research at The Star, focuses on injury prevention, research and wellness for athletes of all levels, and is expected to become a nationally recognized model for the holistic treatment of physically active individuals upon its completion in early 2018. It is also a first-of-its-kind collaboration between an NFL team, a health system and a school district – Frisco ISD. The initial phase of the project will include an ambulatory surgery center, a diagnostic imaging center, physical therapy, a preventive care program for athletes and several other health care offerings.

★ **Cowboys Club at The Star** – Cowboys Club at The Star is an exclusive, members-only club designed to provide one-of-a-kind experiences for members and their guests. Cowboys Club overlooks the Dallas Cowboys practice fields and Ford Center field, allowing a bird's-eye view of the Cowboys and Frisco ISD games and camps. The club venue features multiple bar and dining options, including a five-star restaurant, as well as a terrace where members can dine. Cowboys Club hosts daily, members-only events and each member has access to meeting rooms, catering to both business and private gatherings. The Cowboys began selling Cowboys Club memberships on January 12, 2016, and sold out approximately one month later on February 15, 2016. Those interested in purchasing a membership can still be added to the Cowboys Club waitlist by calling (817) 892-4400.

★ **Cowboys Fit at The Star** – Built in partnership with Mark Mastrov, Chairman of New Evolution Ventures and founder of 24 Hour Fitness, Cowboys Fit is a three-story, 60,000-square-foot, state-of-the-art health and fitness facility. It features the same cutting edge fitness equipment and recovery innovations used by the Dallas Cowboys players and cheerleaders, enabling its members to truly train like a professional athlete. Amenities at Cowboys Fit include boutique style classes in three separate studios, a rooftop deck and pool overlooking the Cowboys practice fields, an extensive health and nutrition bar, a dedicated recovery lounge offering Cryotherapy, NormaTec, Hydromassage, and treatments delivered by the industry's leading experts, a 40-yard indoor fitness turf, an exercise floor like no other, and much more.

★ **Omni Frisco Hotel at The Star** – Omni Frisco Hotel at The Star opened its doors in summer of 2017. The 16-story, 300-room luxury hotel is the tallest building in Frisco, and is designed to host meetings and events for business and leisure travelers. A rooftop pool deck with a bar and grill overlooks Ford Center at The Star and Tostitos Championship Plaza. Omni Frisco Hotel is able to accommodate up to 1,000 attendees for an event or banquet, and boasts 24,000 square feet of meeting space inclusive of 13,000-square foot ballroom.

★ **Retail and Restaurants at The Star Entertainment District** – Located adjacent to Ford Center and Tostitos Championship Plaza, in a 200,000-square-foot retail block, The Star Entertainment District includes over 30 restaurants and retail options designed for the community, fans and visitors alike. Dine, shop and explore The Star by visiting Ascension Coffee, Blue Jean Baby, Cane Rosso, Cherry Blow Dry Bar, City Works Eatery & Pour House, Concrete Cowboy, Cow Tipping Creamery, crushcraft Thai Eats, Da Mario, Dee Lincoln Prime, Demerara, East Hampton Sandwich Co., Fans United, Freshie, Howard Wang's China Grill, JIHWAJA KOREAN BBQ, Liberty Burger, Lincoln Experience Center, Lucchese, Luxe Eyewear, Mi Cocina, Neighborhood Services, Nestlé Toll House Café, Next Step Dance, Nike at The Star, Omni Frisco Hotel, PlainsCapital Bank, Raising Cane's, Red Mango, Roti Grill, Sushi Marquee, Tangerine Salon, The Common Table, Tri Tip Grill, Trophy Park, Tupelo Honey Southern Kitchen & Bar, Zaytinya and Ziziki's.

★ **Ring of Honor Walk at The Star** – Located throughout The Star Entertainment District, the Dallas Cowboys Ring of Honor Walk and Dallas Cowboys Community Ring of Honor, presented by Dr Pepper, honors the 21 members of the Dallas Cowboys Football Club who have made outstanding contributions throughout the team's history. North Texas community leaders will be recognized in addition to these storied players and coaches via a rotating showcase that will introduce new honorees each year, starting in 2017. A key design element of the area includes numbers 12 and 88 placed 50 yards apart for Roger Staubach and Drew Pearson, paying homage to the iconic 50-yard, game-winning "Hail Mary" pass from Staubach to Pearson that toppled the Minnesota Vikings in the 1975 playoffs and introduced the phrase "Hail Mary" into the sports lexicon.

★ **Twelve Cowboys Way at The Star** – Twelve Cowboys Way is the most coveted address at The Star. Located in Frisco, Texas, this 17-story luxury residential tower overlooks the 91-acre campus of The Star, the Dallas Cowboys World Headquarters, practice facility, and much more. Twelve is a first of its kind residence co-created by Cowboys Hall of Fame Owner Jerry Jones, Cowboys Hall of Fame Quarterback and #12, Roger Staubach, alongside Dallas-based developer and Cowboys Alumni, Robert Shaw.

★ **The Star Tours** – The Dallas Cowboys World Corporate Headquarters at The Star in Frisco is a destination created to allow fans to connect with the team in ways they have never imagined. The VIP Guided Tours will give Cowboys fans a chance to experience the place where the Dallas Cowboys train and work 355 days of the year. With small group sizes and additional tour stops, the VIP Guided Tours are the ultimate tour experience. Tickets can be purchased through TheStarInFrisco.com.

Cowboys Summer Training Camp



The Dallas Cowboys will return to Oxnard, California to open their 59th training camp on July 24 at the Residence Inn at River Ridge. The first practice session will take place on Thurs., July 26. Camp in Oxnard is set to break on Fri., Aug. 17 and continue at The Star in Frisco, Texas at the end of August.

Six seasons ago, Dallas came back to the west coast after training in the Alamodome in San Antonio prior to the 2011 season. Since 2004, Dallas has held training camp in Oxnard (2004-06, 2008, 2010 and 2012-17) and/or San Antonio (2007, 2009, 2010 and 2011).

Dallas Cowboys Training Camp is one of the annual highlights for Dallas Cowboys fans. It offers a rare opportunity for Cowboys fans from all over the United States and the world to get an "up close and personal look" at their favorite team with all practice sessions free and open to the public.

Training Camp History

June 3, 1960 – The newly formed Dallas Cowboys franchise announced that it will train at Pacific University in Forest Grove, Oregon. Rookies reported on July 9.

May 24, 1961 – Due to its proximity to their first exhibition game against Minnesota in Minneapolis, the Dallas Cowboys move training camp to St. Olaf College in Northfield, Minn. Camp opened on July 9.

June 8, 1962 – The Dallas Cowboys move their training camp site to the campus of Northern Michigan College on the shores of Lake Superior in Marquette, Mich. Rookies reported on July 13.

July 12, 1963 – Because the team played three of its first four preseason games on the west coast, the Dallas Cowboys moved training camp to California Lutheran College in Thousand Oaks, Calif. This camp, which was the first of 27 at CLC, opened on July 12.

Dec. 6, 1989 – For the first time in the 30-year history of the team, the Dallas Cowboys trained in Texas as the club announced its 1990 training camp would be held at St. Edward's University in Austin, Texas. This camp, the first of eight at St. Ed's, opened on July 22.

Feb. 17, 1998 – The Cowboys begin a four-year stay at Midwestern State University in Wichita Falls, Texas, with their 1998 camp. The first camp at Midwestern State University opened on July 16. In 2001, the Cowboys split camp between Midwestern State and the Residence Inn in Oxnard, Calif., spending two weeks at each location.

May 17, 2002 – The Cowboys continue their commitment to fans in the state of Texas by announcing the 2002 training camp will take place at the Alamodome in San Antonio, Texas. The camp, which ran for four weeks, opened on July 26. The Cowboys returned to the Alamodome again in 2003.

Oct. 24, 2003 – The Cowboys announce a return to California for training camp. For the 2004-06 seasons, the Cowboys conduct their entire training camp in Oxnard, Calif., at the Residence Inn at River Ridge, using practice fields provided by The City of Oxnard. The Cowboys opened their first returned camp on July 30, 2004.

May 4, 2006 – The Dallas Cowboys announce a five-year commitment to once again call the City of San Antonio its summer home beginning in 2007. The Alamodome, which played host to Cowboys training camps in 2002 and 2003 will again be the site for the team's summer practice sessions.

Summer, 2010 – The Dallas Cowboys held a split camp, spending the first portion in the Alamodome in San Antonio and the second at the Residence Inn at River Ridge in Oxnard.

July, 2012 – The Dallas Cowboys returned to Oxnard, California for all of training camp at the Residence Inn at River Ridge after spending the 2011 training camp in San Antonio at the Alamodome.

August, 2017 – After spending the first four weeks of training camp in Oxnard, California, the Dallas Cowboys returned home to hold their first ever training camp practices at their new practice facility at The Star in Frisco. Six training camp practices were held inside Ford Center and open to the public.



Dallas Cowboys Digital

DallasCowboys.com



The Dallas Cowboys official website is your one-stop shop for all breaking news, analysis and opinion, along with unique X's and O's breakdown featured in written content, videos and radio podcasts. DallasCowboys.com offers the best collection of timely articles, press conferences and videos, combined with the best spot to purchase tickets and order merchandise from the Cowboys Pro Shop. From the latest news to the latest apparel, there is no better place to visit than DallasCowboys.com

Daily Podcasts

Talkin' Cowboys – True to its name, the "Talkin' Cowboys" podcast delivers knowledgeable, entertaining coverage of America's Team. Taylor Stern, Bryan Broadus, Mickey Spagnola and Rob Phillips supply spirited debate, team updates and exclusive interviews weekdays during football season.

Cowboys Break – This daily show is serious about the Cowboys, without taking themselves too serious in the process. Also known as "The Lunch Break," this one-hour podcast enters Season 13 with Derek Eagleton and Nick Eatman, who are now joined by beat writer David Helman along with other featured guests. The crew discusses the current state of the team, including fan opinion from calls and social media, giving analysis on the day-to-day events with a mix of historical perspective.

Hangin' with the Boys – What do a former Dallas Cowboys Pro Bowler, a current Dallas Cowboys editor and a Dallas Cowboys programming guy have in common? Absolutely nothing. If you're looking for a show that's hard core football all the time, you might want to try another dallascowboys.com podcast. If you're looking for some guys that enjoy talking about Cowboys football but also enjoy giving each other a hard time and having fun, then this is the show for you. Join six-time Pro Bowler Nate Newton, along with Kurt Daniels and Shannon Gross.

Dallas Cowboys on Social Media



@dallascowboys



/dallascowboys



@dallascowboys



@dallascowboys



/dallascowboys



Get the ultimate fan experience! For \$20, Cowboys United members have exclusive access to Cowboys content, player meet and greets, special game day events, and 20% off Pro Shop Discount Days throughout the year. Join today at DallasCowboys.com/United.

Cowboys on Radio

CBS Radio's 105.3 The Fan (KRLD-FM) is once again the Flagship Station of the Dallas Cowboys Radio Network for the 2018 NFL season. All preseason, regular season and postseason Cowboys games are heard in stereo on The Fan's 100,000-watt signal.



Brad Sham returns for his 40th season in the Dallas Cowboys radio booth. Beloved by Cowboys fans, Sham's award winning play-by-play has provided the soundtrack to many of the most memorable moments in Dallas Cowboys history. Brad is re-joined in the booth by former Cowboys quarterback Babe Laufenberg, who enters his 26th season as the Network's full-time color analyst. A fixture on the sideline, veteran reporter Kristi Scales provides instant updates from the field.

Regular and postseason games are preceded by a three-hour Pregame Show and a three-hour Postgame Show. The Pregame show is hosted by Ari Temkin and Jesse Holley. The Postgame show is hosted by Ari Temkin and Jesse Holley. Veteran Cowboys/NFL reporter Mickey Spagnola contributes breaking news from the field and locker room before and after every game.

The Dallas Cowboys Radio Network

TEXAS: Abilene KTLT 98.1 FM; Alpine KVLF 1240 AM; Amarillo KGNC 97.9 FM; Andrews KQRX 95.1 FM*; Atlanta, TX KPYN 900 AM/99.5 FM; Austin KTXH 104.9 FM; Beaumont KLLS 1300 AM; Big Spring KBST 95.7 FM; Brownsville KVNS 1700 AM/ KQXX 105.5 FM*; Brownwood KXYL 96.9 FM; Bryan KORA 98.3 FM; Carthage KGAS 104.3 FM; Childress KCTX 96.1 FM; College Station KORA 98.3 FM; Comanche KCOM 1550 AM; Corpus Christi KEYS 1440 AM; Del Rio KDLK 94.1 FM*; Eagle Pass KDLK 94.1 FM; El Paso KLAQ 95.5 FM; Gainesville KGAF 1580 AM; Hereford KPAN 860 AM; Kermit KPTX 98.3 FM*; Kerrville KAXA 103.7 FM; Killeen KTON 1330 AM/100.9 FM; Livingston KETX 1440 AM; Lubbock KTTU 104.3 FM; Malakoff KCKL 95.9 FM; Marble Falls KBEY 103.9 FM; Marshall KMHT 103.9 FM; McAllen KVNS 1700 AM/KQXX 105.5 FM*; Midland KQRX 95.1 FM*; Monahans KPTX 98.3 FM*; Odessa KQRX 95.1 FM*; Overton KPXI 100.7 FM; Palestine KYK 98.3 FM; Paris KFYN 104.3 FM*; Pecos KPTX 98.3 FM*; Plainview KREW 1400 AM; San Angelo KGKL 960 AM/97.5 FM; San Antonio KJXX 102.7 FM/KZDC 1250 AM; Stanton KQRX 95.1 FM*; Stephenville KSTV 93.1 FM; Temple KTON 1330 AM/100.9 FM; Texarkana KKTU 1400 AM; Tyler KOOI 106.5 FM; Uvalde KAXA 103.7 FM/KHJQ 93.1 FM; Waco KRZI 1660 AM/101.3 FM*; Wichita Falls KWFS 1290 AM.

ARKANSAS: Little Rock KABZ 103.7 FM.

LOUISIANA: Shreveport KEEL 710 AM.

NEW MEXICO: Albuquerque KQTM 101.7 FM; Farmington KTRA 102.1 FM; Roswell-Artesia-Carlsbad KTZA 92.9 FM.

OKLAHOMA: Ardmore KVSO 1240 AM; Bartlesville KWON 1400 AM; Hugo KFYN 104.3 FM*; Oklahoma City KRKO 107.7 FM; Tulsa KTBZ 1430 AM.

**station serves more than one market*

The Dallas Cowboys Spanish Language Radio Network Cadena de Plata Radio

A tradition of Spanish-language excellence continues with Cadena de Plata, the official voice of the Vaqueros de Dallas. Throughout the great state of Texas, and its growing affiliate base with stations in Nevada, New Mexico and Mexico City, those who enjoy the passion and drama of Español can follow the action with Victor Villalba (play-by-play), Luis Perez (color) and Carlos Nava (sidelines) during the 2018 season.

TEXAS: Abilene KKHR 106.3 FM; Bryan/College Station KTAM 1240 AM; Dallas/Fort Worth KMKV 107.5 FM; El Paso KAMA 750 AM; Midland/Odessa KTXC 104.7 FM; San Angelo KLEY 95.7 FM.

NEW MEXICO: Albuquerque KRZY 105.9 FM/1450 AM; Artesia/Carlsbad KPZE 106.1 FM; Las Cruces KAMA 750 AM.

MEXICO: Mexico City TBD.



Cowboys on Television

Dallas Cowboys Broadcasting Network



The Dallas Cowboys Broadcasting Network is the television production and syndication unit of the Dallas Cowboys Football Club. Now in its 27th year, the Dallas Cowboys Broadcasting Network produces and distributes some of the most-watched programs in the region – Dallas Cowboys preseason games, weekly programs and specials throughout the year. These programs are televised in Dallas/Fort Worth and over 25 other markets throughout Texas, Arkansas, Louisiana, New Mexico and Oklahoma.

The Cowboys weekly shows during the preseason and regular season keep Dallas Cowboys fans abreast of the latest Cowboys stories making news and of key issues in the National Football League:

“Cowboys Special Edition”

This documentary style program gives fans an in-depth look at the team. The show airs Saturdays at 11 p.m. from July 21, 2018 through the postseason on KTVT/CBS11 in Dallas/Fort Worth and at locally scheduled times throughout the Dallas Cowboys syndicated network.

“The Jason Garrett Show”

Coach Jason Garrett gives fans an inside look at the team each week. With regularly scheduled visits from Cowboys players and coaches, fans will be able to get a fresh perspective of the team. The show will air Saturdays at 11:30 p.m. from Sept. 8, 2018 through the postseason on KTVT/CBS11 in Dallas/Fort Worth and at locally scheduled times throughout the Dallas Cowboys syndicated network.

Dallas Cowboys Postgame Show

Brad Sham brings you the only show from inside the Cowboys locker room after each game. Player interviews, game highlights and comments from Jason Garrett can be seen Sunday nights at 11:00 p.m. after each and every game on KTVT/CBS11 in Dallas/Fort Worth and at locally scheduled times throughout the Dallas Cowboys syndicated network.

Cadena de Plata

With its beginnings in 1995, Cadena de Plata Television, the official voice of the Vaqueros de Dallas en Español, has been a precursor in engaging the growing Spanish-speaking fan of the NFL and the Silver and Blue in the United States. Broadcasting throughout its growing affiliate base stretching across Texas and New Mexico, Cowboys fans who like their coverage in Spanish can participate in preseason game telecasts. Along with these preseason Spanish language game telecasts, Cadena de Plata produces four (4) one-hour specials throughout the Cowboys season along with training camp updates and a 30-minute weekly show airing in Dallas/Fort Worth on Telemundo-39, Cadena de Plata's television flagship.

Dallas Cowboys Star Magazine



Each year, Dallas Cowboys Star Magazine produces four must-have specialty issues that every Cowboys fan will enjoy. February brings our Season Recap, analyzing every step of the team's battle to win a sixth championship. April is the release of our extensive Draft Guide, which has scouting reports on more than 100 players with over 500 prospects listed. June is the one-of-a-kind Dallas Cowboys Cheerleaders Swimsuit Issue, featuring America's Sweethearts on the beaches of paradise. And our Training Camp Preview in July gets you ready for the upcoming season with breakdowns of every player on the team's roster. Only \$4.95 each, get yours at Shop.DallasCowboys.com or call 1-877-632-2697.



Throughout the 1960's the Dallas Cowboys followed the NFL convention of inviting local high school cheerleaders onto the sidelines to cheer on the team. But by the early '70's a concerted effort was underway to enhance the glamour, excitement and entertainment value to the NFL game-day experience. Dancers were auditioned. A Broadway choreographer was put in charge. And a star-spangled blue and white uniform was designed. The Dallas Cowboys Cheerleaders took the field at the brand new Texas Stadium and an American icon was born, creating an international phenomenon that has been replicated throughout the NFL. Their image and style continues to have a tremendous impact on sports entertainment, but while they are often imitated, no other organization has been able to achieve their prominence or popularity. The Dallas Cowboys Cheerleaders are recognized around the world as an elite performance group, and their now classic uniform is one of the most well-known

symbols of pop culture, so much so that in 2018 it was added to the Smithsonian's National Museum of American History permanent collection.

By the mid-seventies the squad's national popularity had created such a sensation that two made-for-TV movies were produced with both receiving top ratings. The Cheerleaders have made guest appearances on national television shows such as "Conan," "American Idol," "The View," "The Today Show," "Saturday Night Live" and "David Letterman," and have competed for the benefit of charity on "1 versus 100," "Are You Smarter Than A Fifth Grader," and "Identity." For more than two decades, they have produced their own "The Making of the Dallas Cowboys Cheerleaders Swimsuit Calendar" television special for network and social media distribution. They are currently in the 13th season of the highly rated CMT "The Dallas Cowboys Cheerleaders – Making the Squad" series that captures the entire DCC audition process and training camp.

The Cheerleaders are of course a regular feature on the sidelines of AT&T Stadium, but they are also in demand throughout the year at festivals, sporting events and corporate conventions around the country and frequently appear on national magazine covers, television commercials and Hollywood films. Their annual calendar collection has grown to include four formats of swimsuit calendars, one sidelines action calendar as well as a 136-page special edition of The Dallas Cowboys Star magazine. Their appearances are not just limited to stages, but also include philanthropic and civic events with annual visits to children's and veteran hospitals, nursing homes and charitable fund raisers.

The DCC Show Group has proudly entertained U.S. military personnel around the world since 1979 – making more international tours with the USO than any other entertainment group. They bring their own special brand of goodwill and gratitude to the men and women in the military and their families, traveling to locations as diverse as Iraq, Bosnia, Afghanistan, Cuba, Korea and the Persian Gulf. Their annual trips have become a special tradition for both the troops and the Cheerleaders. So special, in fact, that the USO presented the squad with both the first-ever "Spirit of Hope Award" and the "USO's 50th Anniversary Award" in recognition of their distinguished service to American troops. They were also honored with induction into the Veteran of Foreign Wars Hall of Fame in 2002. And, in 2013, the Cheerleaders were awarded the American Legion's prestigious Distinguished Service Medal. No other individual or group has ever been recognized with all four of those honors.

The Dallas Cowboys Cheerleaders are truly extraordinary women chosen to exemplify the high standards of the Dallas Cowboys Football Club and to proudly represent their hometowns, their country and young women everywhere.

Charlotte Jones Anderson is the President of the Dallas Cowboys Cheerleaders, and the squad is under the direction of Kelli McGonagill Finglass and the choreography of Judy Trammell. For information on appearances or auditions visit www.dallascowboyscheerleaders.com.



Kelli McGonagill Finglass
Director



Judy Trammell
Choreographer





Blue Dancers, presented by Miller Lite, were conceptualized under the direction of Dallas Cowboys Executive Vice President/Chief Brand Officer Charlotte Jones Anderson. It is the first and only entertainment concept of its kind in the National Football League.

The Dallas Cowboys Rhythm and Blue is a two-part entertainment entity. The percussion troop drumline masters the rhythm and the dance team moves the spirit of Cowboys Nation true blue. Music from cutting edge drum cadences and dynamic routines featuring a strong level of breakdancing and hip-hop based movement combine to form an electrifying fan favorite! In the short period of time since it's inception, the remarkably high level of performances and choreography has garnered DCRB national attention and prestige. Inside Dance Magazine and notable industry insiders say that DCRB is changing the face of sports entertainment! The group has been showcased at international competitions and has been requested to appear at both charity and corporate appearances in the DFW metroplex, Texas, New Mexico, Las Vegas, Nevada and Panama City, Panama, and has most recently garnered national acclaim with their "Back to Football" halftime featuring



Jenny Durbin Smith
Director/Choreographer

the Kinjaz & Super Cr3w on NBC's hit television show, "World of Dance."

Jenny Durbin Smith leads DCRB with her expertise and award-winning choreography as director and choreographer for the team. Durbin Smith has been choreographing for 16 years for teams such as the NFL Pro Bowl Cheerleaders, Dallas Cowboys Cheerleaders, Dallas Mavericks Dancers, Dallas Desperados Dancers, The Officials, NFL & NBA Pro Cheerleader Conventions and numerous college, high school and studio competition teams. She has also lent her skills to several national television commercials, television shows, touring stage shows and promotions such as 'America's Got Talent', Mary Kay, Hasbro, MTV's 'TRL', Harrah's Casinos and Monday Night Football. Durbin Smith uses her extensive hip-hop experience and authentic coaching style to fashion a one-of-a-kind entertainment concept within the professional sports arena.

The DCRB uniform was created by Jenny Durbin Smith in partnership with Rebel Athletic, a proud partner of the Dallas Cowboys Rhythm and Blue Dancers. The uniform bears the standard of a contemporary, stylish and hip boys image while keeping the tradition and excellence of America's Team.

The Dallas Cowboys are known globally as pioneers of game-day entertainment. "We want to revolutionize sports entertainment by thinking 'outside of the box' and bringing content that is innovative, dynamic and unique to the world of professional sports entertainment, while also complementing our existing game-day elements" Durbin Smith says of DCRB. The result is your highly acclaimed Rhythm and Blue!



The Dallas Cowboys – A Championship Tradition

SUPER BOWL CHAMPIONSHIPS	SUPER BOWL APPEARANCES	POSTSEASON VICTORIES	POSTSEASON APPEARANCES
Pittsburgh Steelers 6 DALLAS COWBOYS 5 New England Patriots 5 San Francisco 49ers 5 Green Bay Packers 4 New York Giants 4 Denver Broncos 3 Oakland Raiders 3 Washington Redskins 3	New England Patriots 10 DALLAS COWBOYS 8 Pittsburgh Steelers 8 Denver Broncos 8 San Francisco 49ers 6 Green Bay Packers 5 Miami Dolphins 5 New York Giants 5 Oakland Raiders 5 Washington Redskins 5	Pittsburgh Steelers 35 DALLAS COWBOYS 34 New England Patriots 34 Green Bay Packers 33 San Francisco 49ers 30 Oakland Raiders 25 New York Giants 24	DALLAS COWBOYS 32 New York Giants 32 Green Bay Packers 32 Pittsburgh Steelers 31 Minnesota Vikings 29 Cle./LA/St. Louis Rams 28 Indianapolis Colts 27 Chicago Bears 25 San Francisco 25

POSTSEASON GAMES	MOST CONSECUTIVE POSTSEASON APPEARANCES	CONSECUTIVE WINNING SEASONS	ALL-TIME REGULAR SEASON WINNING %
DALLAS COWBOYS 61 Pittsburgh Steelers 61 Green Bay Packers 56 New England Patriots 54 San Francisco 49ers 50 New York Giants 49 Minnesota Vikings 49 Indianapolis Colts 45	DALLAS COWBOYS (1975-83) 9 Indianapolis Colts (2002-10) 9 New England Patriots (2009-17) 9 DALLAS COWBOYS (1966-73) 8 Pittsburgh Steelers (1972-79) 8 Los Angeles Rams (1973-80) 8 San Francisco 49ers (1983-90) 8	DALLAS COWBOYS (1966-85) 20 New England Patriots (2001-17) 17 Oakland Raiders (1965-80) 16 San Francisco 49ers (1983-98) 16 Chicago Bears (1930-44) 15 Green Bay Packers (1934-47) 14	DALLAS COWBOYS ... 0.573 Green Bay Packers 0.567 Chicago Bears 0.564 Miami Dolphins 0.559 New England Patriots 0.559

41 Seasons of .500-or-better	32 Postseason Appearances	23 Division Titles	16 NFL/NFC Championship Game Finalist	8 NFC Championships	5 Super Bowl Championships
1965					
1966	1966	1966	1966		
1967	1967	1967	1967		
1968	1968	1968			
1969	1969	1969			
1970	1970	1970	1970	1970	
1971	1971	1971	1971	1971	1971
1972	1972		1972		
1973	1973	1973	1973		
1974					
1975	1975		1975	1975	
1976	1976	1976			
1977	1977	1977	1977	1977	1977
1978	1978	1978	1978	1978	
1979	1979	1979			
1980	1980		1980		
1981	1981	1981	1981		
1982	1982		1982		
1983	1983				
1984					
1985	1985	1985			
1991	1991				
1992	1992	1992	1992	1992	1992
1993	1993	1993	1993	1993	1993
1994	1994	1994	1994		
1995	1995	1995	1995	1995	1995
1996	1996	1996			
1998	1998	1998			
1999	1999				
2003	2003				
2005					
2006	2006				
2007	2007	2007			
2008					
2009	2009	2009			
2011					
2012					
2013					
2014	2014	2014			
2016	2016	2016			
2017					





COMMUNITY

Community Outreach and the Dallas Cowboys



GENE AND JERRY JONES FAMILY
FOUNDATION

For the past 29 years, Jerry Jones and his family have owned and operated the Dallas Cowboys with a management style that places just as much emphasis on community leadership as it does on the goal of winning the Super Bowl. With the Cowboys organization having enjoyed immense and unprecedented success, the Jones family feels a very strong responsibility to take the visibility, energy and celebrity of the world's most powerful sports franchise and channel those dynamic forces towards the bigger purpose of making a difference. Recognized as one of the world's most generous families, the Joneses enlist the talents, skills and resources of all Cowboys players, coaches, cheerleaders and every member of the organization to provide a unique and cutting edge approach to community outreach.



"Any personal contact with an individual member of our organization can provide help for hundreds of people in need," says Jones. "The star on the helmet can move mountains."

THE MISSION. In the area of community service, our organization's mission is built upon an overall philosophy of helping those who don't have the strength, the resources or the means to help themselves, with a primary focus on our partnership with The Salvation Army.

THE SALVATION ARMY



The Dallas Cowboys primary community focus is rooted in the Jones family's longstanding passion for, and commitment to The Salvation Army. From 2010 to 2014, Cowboys Executive Vice President and Chief Brand Officer Charlotte Jones Anderson served as chair of The Salvation Army's National Advisory Board - the first woman to ever hold that distinguished title. Gene and Jerry Jones have both served on The Salvation Army's National Advisory Board, as well as the local DFW Metroplex Command's Advisory Board. For a full history of the Jones family's partnership with The Salvation Army, visit DallasCowboys.com/community.


Red Kettle Campaign

For the past 21 years, the Jones family has dedicated the Cowboys annual Thanksgiving Day halftime performance as a national showcase to kick off The Salvation Army's iconic Red Kettle Campaign. Under the direction of Charlotte Jones Anderson, the Cowboys have produced the annual halftime event and welcomed renowned entertainers from across the musical spectrum. Since the first Red Kettle Kickoff in 1997, the Cowboys have helped the Army raise over 2.4 billion dollars, reaching over 500 million people in need.



50/50 Raffle

Beginning in 2016, the Cowboys launched their 50/50 Raffle program during home games at AT&T Stadium with proceeds benefiting The Salvation Army. Raffle tickets are sold to fans during each home game, and a drawing is held at the beginning of the 4th quarter to determine which lucky fan gets to split that game's total jackpot with The Salvation Army. Since its inception, the effort has raised more than \$1.2 million dollars, with half of that amount going to The Salvation Army to support a variety of programs from youth outreach to veterans assistance and domestic violence shelter programs.



Early Thanksgiving with the Cowboys

Each year, the week before Thanksgiving, Gene Jones and Charlotte Jones Anderson lead players, cheerleaders, mascot Rowdy and players' and coaches' wives in serving an early Thanksgiving meal to hundreds of clients receiving assistance from The Salvation Army. With help from partners Albertsons and UnitedHealthcare, the effort has served more than 7,600 meals. Veteran players and wives serve patrons of the Army's Carr P. Collins Center in Dallas, while rookie players and cheerleaders visit the Army's Mabee Social Services Center in Fort Worth with assistance from Rookie Club sponsor Essilor.



Angel Tree Program & Food Bank Partnership with Bank of America

Every year the entire Cowboys organization is invited to support The Salvation Army's Angel Tree program. Players, coaches, executives and staff purchase toys and necessities for hundreds of "Angels" in need. The program, which makes Christmas brighter for nearly 60,000 children and special needs senior citizens in the DFW Metroplex alone, is truly a joint effort for the Cowboys – from Cowboys rookie players loading big red bags onto the Army trucks to Cowboys employees helping distribute the gifts to the Angel families.



Gene and Jerry Jones Family North Texas Youth Education Town

Thanks to a \$1 million matching grant from the Gene and Jerry Jones Family Arlington Youth Foundation in concurrence with a donation from the NFL, the Gene and Jerry Jones Family North Texas Youth Education Town (the "YET") officially opened its doors at The Salvation Army Arlington Corps in October 2013. The YET is the legacy project of Super Bowl XLV, providing educational, athletic and arts programs to hundreds of Arlington youth and their families, as well as countless other services. The Jones family was joined by several distinguished guests in celebrating the center's grand opening, including NFL Commissioner Roger Goodell, National Commander of The Salvation Army Commissioner David Jeffrey and Cowboys Hall of Fame running back and chair of the YET Advisory Board Emmitt Smith.



Disaster Relief

When disaster strikes, The Salvation Army is often first on the scene to offer food, shelter, clothing, spiritual comfort and more. The Cowboys are proud to have assisted the Army in relief efforts in the DFW Metroplex and beyond. Most recently, the two teamed up in the wake of Hurricane Harvey in August 2017. In addition to hosting the Houston Texans onsite for practice at The Star, and in lieu of their traditional preseason game against the Texans, the Dallas Cowboys hosted a telethon at AT&T Stadium featuring both current and former players, fielding almost 9,000 calls totaling over \$3 million in donations benefitting the Army's disaster relief efforts.



Reliant Home Run Derby benefiting The Salvation Army

Every year, Cowboys players led by Head Coach Jason Garrett, participate in Reliant's Home Run Derby charity baseball competition. In 2018 Garrett, along with Byron Jones, Zack Martin, Jeff Heath, Ezekiel Elliott, Dak Prescott, Jaylon Smith, Tyrone Smith, Tyrone Crawford, DeMarcus Lawrence and Travis Frederick hit enough balls out of the park to raise \$50,000 for The Salvation Army. Frisco Independent School District high school baseball players also attended, shagging baseballs in the outfield. This was the second year that the event was open to the public, with ticket proceeds benefitting The Salvation Army.



The Salvation Army Echelon

The Jones family supports the Dallas-area chapter of Echelon - the national young adult auxiliary of The Salvation Army founded in Dallas in 2012 - and Echelon's mission of mobilizing the next generation of Salvation Army supporters by covering the membership dues for all eligible Dallas Cowboys employees. Gene Jones and Charlotte Jones Anderson joined former First Lady Laura Bush and her daughters Jenna Bush Hager and Barbara Bush in serving as honorary chairs of Echelon's 30M Gala - named in honor of the 30 million people The Salvation Army serves annually - in May 2014. To learn more about Echelon, visit salvationarmyechelon.org.



DALLAS COWBOYS-NFL PLAY 60

Since 2007, the Dallas Cowboys have partnered with the NFL to promote PLAY 60 - a national youth health and wellness campaign focused on ending childhood obesity by encouraging kids to eat nutritiously and be active at least 60 minutes of every day.

Dallas Cowboys PLAY 60 Team

The Cowboys work with The Salvation Army to select 11 deserving youth for the Dallas Cowboys PLAY 60 Team. The team members are chosen based on their commitment to playing and being active for at least 60 minutes every day, as well as their demonstration of the Army's five core values: Passion, Compassion, Bravery, Uplifting Spirit and Trustworthiness. The team members receive special Cowboys PLAY 60 jerseys and are invited to be pre-game sideline guests during a Dallas Cowboys home game.



Play 60 Week

The Dallas Cowboys celebrated the NFL PLAY 60 movement during the 2017 season through a week-long schedule of events aimed at getting kids up and active for at least 60-minutes a day. PLAY 60 Week 2017 included Cowboys rookies, alumni, cheerleaders, Rhythm & Blue dance team and drum line, and mascot Rowdy hosting a variety of youth outreach events that encourage youth health and wellness, as well as celebrate Hispanic Heritage Month. PLAY 60 Week culminated during the team's national match-up against the Los Angeles Rams, hosting youth from The Salvation Army and forty Fuel Up to Play 60 student-leaders from Dallas ISD.



Fuel Up to Play 60

Fuel Up to Play 60 is the largest in-school health and wellness program in the country - that empowers students to take charge of their health by making small, everyday changes within their schools. Created by the NFL and the National Dairy Council, in collaboration with the U.S. Department of Agriculture, the program includes grant opportunities of up to \$4,000 annually for schools; a Playbook with strategies for healthy eating and physical activity; and a student ambassador program. The Cowboys partnership with Dairy MAX, local Dairy Council and local implementer of Fuel Up to Play 60, continues to expand as more studies correlate the connection between students' good health and performance in school and in life. Nationally, the program impacts 73,000 schools and 13 million children.



Fuel up to Play 60 Hometown Grant

In 2017 the Cowboys and official nutrition partner Dairy MAX, continued the tradition of awarding Arlington Independent School District the Fuel Up to Play 60 Hometown Grant - a \$10,000 grant intended to make a big impact on good nutrition and physical activity programming in schools. The Hometown Grant was utilized for the purchase of Fuel Up to Play 60 playground stencils - stencils that incorporate educational messages and encourage physical activity - for Arlington elementary schools. Since 2014 the Hometown Grant has provided playground stencils to more than a dozen Arlington Independent School District elementary schools. During the 2018-19 school year, 20 AISD schools participated in Fuel Up to Play 60, impacting 12,000 children in North Texas.



NFL PLAY 60 FITNESSGRAM® Project

Since 2009, the NFL has partnered with The Cooper Institute® - a worldwide leader in preventative medicine research - to supply each of the league's 32 member clubs with FITNESSGRAM licenses to distribute to local schools and community organizations. Developed in 1982 by The Cooper Institute, FITNESSGRAM is the nation's leading tool in assessing and tracking student fitness levels, mandated in the state of Texas and adopted by the Presidential Youth Fitness Program. The Cowboys work with The Cooper Institute locally by hosting a private training at the team's facility for the FITNESSGRAM site leaders, and by promoting the tool through events like Dallas Cowboys player appearances.



PLAY 60 Challenge

Each year the Cowboys team up with the American Heart Association, Reliant Energy and Fuel Up to Play 60 to kick off the PLAY 60 Challenge Powered by Reliant. The PLAY 60 Challenge is a four-week program, wherein students are “challenged” to document 60 minutes of physical activity each day. Teachers and family members are encouraged to help by incorporating physical activity in the classroom and at home. The 2017 PLAY 60 Challenge kickoff event took at The Star in Frisco, with 120 5th grade students from McSpedden Elementary School in Frisco, and featured special appearances by former Dallas Cowboys Linebacker Bradie James and mascot Rowdy.



PLAY 60-READ 20

The Dallas Cowboys Rookie Club and Essilor Vision Foundation hosted a PLAY 60-Read 20 event at James Bowie Elementary School in Dallas during the 2017 season. During the event, the rookies participated in a PLAY 60 camp with the students. Afterward, Dallas Cowboys Defensive End Taco Charlton read *Unstoppable*, written by NFL alumni Tim Green. The Essilor Vision Foundation provided free vision screenings and glasses to the entire 5th grade class through their mobile vision unit and sent each student home with a copy of *Unstoppable*.



Dallas Cowboys PLAY 60 Fitness Zones

Dallas Cowboys PLAY 60 Fitness Zones are fun, Cowboys-branded activity spaces designed to get kids up and moving. The Fitness Zones are intended to give youth new and safe spaces to play that they may not otherwise have. To date, Cowboys Fitness Zones have been installed at the Gabe Allen Elementary School, Boys & Girls Club of Arlington, the Gene and Jerry Jones Family North Texas Youth Education Town in Arlington, the Grand Prairie Boys & Girls Club, The Salvation Army Mabee Center in Fort Worth, the Boys & Girls Club at Uplift Education Williams Prep in Dallas, Nexus Recovery Center in Dallas, The Salvation Army Plano Corps, the Boys & Girls Club of Frisco and most recently, The Salvation Army Boys & Girls Club Grand Prairie.



YOUTH OUTREACH

Character Playbook

In the fall of 2016, the Dallas Cowboys along with United Way of Metropolitan Dallas and United Way of Tarrant County launched Character Playbook - an online course focused on helping students develop character and engage in healthy relationships. Powered by EverFi, the interactive program serves thousands of middle school students each year and is implemented in schools throughout the North Texas region. During the 2017 season, the Cowboys took the program one step further and executed monthly Character Playbook LIVE sessions between players and local classrooms, where students interacted with players via online video chat to find out more about the importance of character and healthy exchanges.



InSideOut Initiative

The Dallas Cowboys joined the Denver Broncos in 2016 as only the second NFL market to pilot the NFL Foundation's league-wide Character Education effort based on the philosophy of former NFL player and nationally recognized coach and author Joe Ehrmann. Since that time, more than 12 NFL teams have introduced the philosophy to their markets. The In-SideOut Initiative in Texas has brought together key athletic decision-makers for meetings designed to educate and create a movement, with a goal of creating transformational change at the administrative level, that trickles down to student-athletes, parents and community in a grassroots manner. As a first step in building this program, the Cowboys partnered with the UIL (University Interscholastic League), the Texas High School Coaches Association, key superintendents, athletic directors and coaches from across Texas to host discussions led by Charlotte Jones Anderson, Coach Jason Garrett and NFL Foundation facilitators Joe Ehrmann and Jody Redman. The ongoing effort, strives to change the win-at-all-cost philosophy of sports and return in-school athletics to the growth experience needed to create high-character, strong-valued youth.



Coach of the Week

Over the last two decades, the Cowboys have provided 224 grants totaling more than \$325,000 to local high school football programs through the Dallas Cowboys Coach of the Week initiative. The team currently partners with Whataburger to honor one high school football coach weekly during the high school season, along with two coaches from early rounds of the playoffs. Students and fans vote online for their favorite candidate and the coach with the most votes receives a \$2,000 grant for their respective football program. The coaches are also invited to The Star, where they are honored for the positive impact they make on their teams, schools and community.



Coaches Clinic

The day before departing for training camp, the Dallas Cowboys coaching staff has made a tradition of hosting a one-day teaching clinic for 500 youth, middle and high school football coaches from across the region. Close to the heart of Jerry Jones, the event allows participants to attend for free and features presentations from each of the Cowboys position coaches, as well as remarks from Head Coach Jason Garrett and Jerry Jones. Participants receive complimentary breakfast and lunch, team merchandise, information on USA Football, as well as preseason game tickets.



Parents Clinic

In partnership with the NFL and USA Football, the Cowboys hosted their fourth annual Parents Clinic presented by Baylor Scott & White at AT&T Stadium in August 2017. The clinic, which allowed for nearly 1,000 youth football parents and youth attend for free. It included a panel featuring valuable information on the safety developments around the game of football, dietary needs and safe play. Participating parents were invited on field to learn Heads Up Football techniques, while their children participated in a free Fuel Up to Play 60 activity. At the end of the day, participants, parents and kids alike received tickets to attend a Cowboys preseason game for free at AT&T Stadium. In May 2018, the Cowboys held their second annual Frisco Parents Clinic; a teaching seminar for parents of middle school-age children (in the City of Frisco). During the event, the youth and parents took part in a series of football drills indoors on the Cowboys practice field.



Cowboys U High School Football Camp

Since 2012 under the leadership of Head Coach Jason Garrett, the Dallas Cowboys have hosted Cowboys U at the team's practice facility in June. In an opportunity to interact with the entire Cowboys roster, 192 deserving high school football players, representing more than a dozen districts in North Texas, are selected by their coaches to spend a day learning from Cowboys players. The students participate in a 7-on-7 tournament where Cowboys players become coaches and Cowboys coaches become referees that ends with Cowboys players sharing their stories of hard work, perseverance and the road to success. Continuing this year, the Jason Garrett Starfish Charities challenged the participating student-athletes to identify a problem in their community as part of the Make A Difference Challenge. Winners of the challenge received scholarship money.



NFL Athletic Trainer Program

Through a matching grant opportunity with the NFL Foundation, the Cowboys partner with Ben Hogan Sports Medicine and the Arlington ISD to provide certified Athletic Trainers for Fall football, Spring wrestling and Spring soccer programs at Arlington junior high schools. Over the course of the 2016-17 school year, Ben Hogan certified trainers visited game and practice sites for the schools, detecting and monitoring the treatment of concussions and other sports-related injuries.



Holiday Hospital Visits

Since 1989 during the Jones family's first season as owners of the Cowboys, the entire team has conducted annual Christmas visits to local children's hospitals. Cowboys players and cheerleaders annually deliver "game socks" loaded with Cowboys goodies and toys courtesy of the team and the UnitedHealthcare Children's Foundation to nearly 800 children seeking treatment from four local children's hospitals over the holiday season.



Make-A-Wish

Since 1992, the Cowboys have partnered with the Make-A-Wish Foundation of North Texas to grant more than 245 wishes of youth from 41 states, Canada and Mexico. These "Wish Kids" - youth suffering from a variety of life-threatening illnesses - are invited to tour the team's training facility, watch practice and meet their favorite players before coming to AT&T Stadium with their families to be the Cowboys VIP guest during a home game. The Cowboys were honored to accept the Chris Greicius Celebrity Award at Make-A-Wish's Evening of Excellence in October 2016.



Happy Hill Farm Academy and Home

The Cowboys continue to play a large role in raising annual operating funds for Happy Hill Farm Academy - a home and school for at-risk youth in Granbury, Texas. Home of the Dallas Cowboys Courage House, Happy Hill Farm is the beneficiary of the Cowboys annual Kickoff Luncheon, as well as the Dallas Cowboys Family Cookbook presented by the Dallas Cowboys Women's Association.



Children's Cancer Fund Luncheon and Fashion Show

As a longstanding tradition, the Cowboys were proud to participate in the 29th annual Children's Cancer Fund Fashion Show event in April 2018. Each year Cowboys Legends Roger Staubach and Troy Aikman serve as the event's honorary chairs. The two were joined this year by current Cowboys Dak Prescott and Byron Jones, as well as Dallas Cowboys Cheerleaders, Rowdy and Coach Jason Garrett, who served as celebrity escorts for the pediatric cancer patients and survivors on the runway. The event raised over \$1 million for children's cancer research at Children's Medical Center Dallas, while creating a positive experience for dozens of children undergoing cancer treatment.



NFL Foundation

In December 2012, NFL Commissioner Roger Goodell appointed Cowboys Executive Vice President and Chief Brand Officer Charlotte Jones Anderson as chair of the NFL Foundation - the first woman to ever lead the charitable foundation of a major sports league. In this position, Anderson oversees what was formerly NFL Charities and the NFL Youth Football Fund and its awarding of more than \$23 million in grants annually to support youth and high school football programs, player health and safety efforts and community outreach initiatives. Visit NFLfoundation.org to learn more.



Gene and Jerry Jones Family Arlington Youth Foundation

As part of their commitment to the City of Arlington, Texas - home of AT&T Stadium - the Jones family has pledged to donate \$16.5 million to organizations supporting Arlington youth over 33 years through the Gene and Jerry Jones Family Arlington Youth Foundation. The foundation's mission is to enhance the quality of life for Arlington youth by funding programs and facilities dedicated to football and athletics, health and wellness, education and the arts through matching grants. In 2017 the Arlington Youth Foundation awarded \$50,000 to the Arlington Independent School District in support of the inaugural AISD Back to School Kickoff, held at AT&T Stadium in August 2017. The event provided backpacks, supplies and other support to 10,000 Arlington children in need, and once again took place at AT&T Stadium in August 2018. In another recent Arlington Youth Foundation endeavor, the 2017-18 school year continued the AISD Fifth Grade Art Program at AT&T Stadium, wherein all Arlington ISD 5th grade students were invited to view Dallas Cowboys Art Collection over the course of the year for free, courtesy of the Jones family. Since its inception in 2015, more than 12,000 students have participated.



Dallas Cowboys Football Academy

Learn from the best at Dallas Cowboys Football Academy and Dallas Cowboys Cheerleaders Dance Academy! With specialty position camps as well as 3-Day summer camps, athletes in grades 2-12 are coached by former NFL players to sharpen their skills and gain experience at all levels.


Dallas Cowboys Cheerleaders Academy

Dancers ages 3-16 have the opportunity to learn dance skills and routines from the current Dallas Cowboys Cheerleaders and experience what it is like to perform as part of the world-famous squad during a halftime performance at a Dallas Cowboys preseason game.



WOMEN'S CAUSES

The Cowboys partner with Susan G. Komen for the Cure® to support Breast Cancer Awareness Month in October. The Cowboys feature breast cancer as one of several cancerous diseases during a October home game in 2017. The special Crucial Catch halftime performance featured breast cancer survivors and co-survivors taking the field to form the nationally recognized pink ribbon, surrounded by ribbons supporting other cancer awareness causes.



Star Survivors

In partnership with Susan G. Komen, the Dallas Cowboys hosted five breast cancer survivors (and Cowboys fans) at The Star who had gone above and beyond to give back to others throughout their fight. Together, the women watched practice, met with Coach Garrett, and received special jerseys and gift bags honoring them and their relentless spirit. At the Crucial Catch game that weekend, the women were recognized on field during a pre-game ceremony; each given a corsage by Charlotte Jones Anderson.



TEAM #COWBOYS4KOMEN

A key component to the Cowboys partnership with Susan G. Komen is participation in Race for the Cure. Every year the Jones Family Foundation supports the cause by underwriting the registration costs of all full-time Cowboys staff members to participate with TEAM COWBOYS in the race. Since 2013 TEAM COWBOYS has been open to all fans and supporters to join. Members of TEAM COWBOYS receive a discount on their registration, a chance to purchase the exclusive TEAM COWBOYS t-shirt and an invitation to attend the Cowboys pre-race rally with complimentary breakfast and prizes.



DOMESTIC VIOLENCE/SEXUAL ASSAULT PLATFORM

The Cowboys have long supported organizations like The Salvation Army and The Family Place that provide immediate shelter, resources and counseling for women and children escaping domestic violence and other crises. Since 2015 the Dallas Cowboys have hosted the "Get in the Game" luncheon to benefit The Gatehouse - a supportive living community on 61 acres in Grapevine, Texas, where women and children can seek longer-term shelter (up to two and a half years) and paths for permanent change. The Cowboys continue to encourage fans to "Get in the Game," by spearheading the InSideOut Initiative in North Texas and adopting Character Playbook, in the hopes of stopping domestic violence and sexual assault before it ever begins by educating and molding high-character young adults.



MILITARY SUPPORT

Salute to Service Game

The Cowboys, alongside the NFL, activate an annual Salute to Service campaign honoring members of all five branches of the military both past and present each Fall. During a November home game, the Cowboys salute servicemen and women through special Salute to Service signage and gear on the field and on the uniforms of players and coaches. Additionally, special presentations are made to honor the flag, National Anthem and more during pregame and halftime periods.



Veterans Outreach

In 2015 in honor of Veteran's Day and the Salute to Service campaign, the Cowboys, along with the NFL and NBC Sunday Night Football, hosted a fan event at the Naval Air Station Joint Reserve Base (JRB) in Fort Worth, where military members and their families were offered the opportunity to mix and mingle with Cowboys alumni, mascot Rowdy and Dallas Cowboys Cheerleaders. They could also take a peek onboard the Dallas Cowboys and NBC Sunday Night Football luxury tour buses and the team's mobile Hall of Fame museum. As part of the day, Cowboys alumni and Air Force veteran Chad Hennings presented a \$5,000 grant from the Gene and Jerry Jones Family Foundation to the Navy-Marine Corps Relief Society to assist in their support of servicemen, women and families currently assigned to the JRB in Fort Worth.



Training Camp in Oxnard, California

During summer training camp in Oxnard, California, the Cowboys provide military families of nearby naval bases and military installations - notably the Naval Base Ventura County at Point Mugu - special opportunities to interact with the team, including a private meet and greet with base personnel as the team's plane arrives for camp. Additionally, the Cowboys frequently host military groups at practice and invite children of military families to participate in special Cowboys youth football and cheerleading camps.



Dallas Cowboys Cheerleaders USO Tours

The world famous Dallas Cowboys Cheerleaders organization - America's Sweethearts - is completely subsidized by the club for the primary purpose of spreading goodwill on a local, national and international platform. Aside from their obvious game day presence and numerous local community appearances, the Dallas Cowboys Cheerleaders have participated in USO visits to troops stationed overseas in more than 200 locations since their first tour on Christmas Day 1979. In December 2017, the cheerleaders completed their 82nd USO tour, visiting American troops in Europe. In addition to meeting the servicemen and women, the DCC also hosted youth fitness and cheer camps for children of the troops.



HISPANIC OUTREACH

The Cowboys long history of supporting Hispanic outreach initiatives starts at the very top of the organization. In November 2002, Jerry Jones' appreciation for Hispanic culture earned him the title of "Honorary Mariachi" at the Mariachi Vargas Extravaganza in San Antonio, Texas. The event's organizers selected Jones because of his love of Latin culture, his contributions to education and the diverse fan base he represents as owner of the Cowboys.

Hispanic Heritage Month

Since 2006 the Cowboys have dedicated one home game annually to celebrating Hispanic Heritage Month (Sept. 15 - Oct. 15) and the rich culture and contributions of their many loyal Hispanic fans. Hispanic Heritage Month games are enriched with elements of Hispanic culture, including presentations of Latin American flags and special plaza performances from the Ballet Folklorico Festival dancers and musicians.



NFL Hispanic Heritage Leadership Award

During the Cowboys Hispanic Heritage Month game, the Cowboys team up with Telemundo to select and honor the annual NFL Hispanic Heritage Leadership Award recipient. In 2017, Fernando J. Andrade, AIA: President & CEO, GSR Andrade Architects, Inc. was presented with a \$2,000 grant from the Gene and Jerry Jones Family Foundation for a charity of his choosing as part of his recognition.



PLAY 60 Hispanic Youth Outreach

During Hispanic Heritage Month and throughout the year, the Cowboys focus several community outreach activities on predominantly Hispanic youth. In 2017 the Dallas Cowboys Rookie Club and Essilor Vision Foundation hosted a PLAY 60-Read 20 event at James Bowie Elementary School in Dallas that included a PLAY 60 Futbol Americano youth clinic and Cowboys defensive end Taco Charlton reading the book *Unstoppable*.



FAN ENGAGEMENT & VOLUNTEERISM

Dallas Cowboys Rookie Club presented by Essilor USA

The Dallas Cowboys Rookie Club is an annual outreach initiative designed to introduce the team's newest members to the importance of giving back to the North Texas community. The 2017 Rookie Club marked the 17th anniversary of this special tradition with support from Cowboys partner Essilor USA. Annually, the Rookie Club participates in numerous community service projects and appearances, from school visits and Fitness Zone builds with children, to assisting local food banks and senior citizens in need, to assisting the clients of The Salvation Army.



Community Quarterback Award

Since its inception in 2000, the Dallas Cowboys Community Quarterback Award has recognized dozens of North Texas individuals for their dedication to volunteerism while providing more than \$350,000 in grants to the nonprofit organizations they serve. The Community Quarterback Award honors individuals who exemplify leadership, dedication and a commitment to improving the community in which they live through volunteerism.



Taste of the Cowboys

In April 2018, the Dallas Cowboys offensive line, led by Travis Frederick, along with former players Preston Pearson and Chad Hennings, hosted the 14th annual Taste of the Cowboys tailgate party benefiting the North Texas Food Bank. The legendary tailgate party held at Ford Center featured a silent live auction, live music and culinary creations from over thirty of the area's hottest restaurant chefs. Since the fundraiser's inception in 2005, more than five million meals have been provided to hungry North Texas children with 100 percent of the event proceeds helping distribute food through the Food Bank's member agencies and feeding programs.



Dallas Cowboys Women's Association

The Dallas Cowboys Women's Association - an organization of players, coaches and executive wives and significant others - works on behalf of the team to make a difference in the North Texas community. Since 2008 the group has raised nearly \$600,000 for local non-profits, including the SPCA of Texas, Family Gateway, The Gatehouse at Grapevine, Nexus Recovery Center and more. The Women's Association joins Gene Jones, Charlotte Jones Anderson and Cowboys players each year in serving an early Thanksgiving Day meal at The Salvation Army; hosts a "Christmas of Giving" for women and children who have escaped domestic violence at The Family Place; raises awareness for breast cancer screening; and visits with sick children at Texas Scottish Rite Hospital for Children.



Dallas Cowboys Legends

The Cowboys celebrate the team's storied history by integrating the team's former players into their year-round community outreach and game day experience at AT&T Stadium. The Dallas Cowboys Legends program encompasses the great tradition that is the Dallas Cowboys into fan engagement, player mentorship, community programming and appearances. Dallas Cowboys Legends are an extension of the larger NFL Legends Community, a program of NFL Player Engagement, which works to raise awareness for the resources, tools and benefits available to all members, past and present, of the NFL family, creating a lifelong network and support system for all NFL players.



STAFF

PLAYERS

2017 SEASON

RECORDS

PLAYOFF
RECORDS

HISTORY

COMMUNITY
OUTREACH

TAKING THE NFL DRAFT BEYOND THE FIELD

The Dallas Cowboys had the distinct privilege of hosting the 2018 NFL Draft and football fans from across the country at AT&T Stadium in April 2018. The Dallas edition of the NFL Draft was the largest Draft hosted to date, by the NFL.

NFL Draft Legacy Project

On April 25, 2018 the City of Arlington, Dallas Cowboys, Gene and Jerry Jones Family Arlington Youth Foundation, NFL Foundation and Hellas Construction teamed up to ensure that the legacy of the NFL Draft in Dallas extends far beyond the week's festivities in a groundbreaking ceremony at Workman Junior High School. At the ceremony, the Gene and Jerry Jones Arlington Youth Foundation, NFL Foundation, and Hellas Construction donated \$1.85 million to the Arlington ISD to replace the grass on the field at Workman with a synthetic turf surface, as well as upgrade and replace the lighting and scoreboard. The Arlington ISD will replace the track. The new field was unveiled as the Gene and Jerry Jones Family Field.



2018 NFL Draft Fuel Up to Play 60 Touchdown Celebration

Nearly 500 students from Dallas-Fort Worth area elementary schools visited AT&T Stadium on Tuesday, April 24th for a youth health and wellness celebration hosted by the Dallas Cowboys, Dairy MAX, NFL and Fuel Up to Play 60. The celebration honored schools and students that have achieved Touchdown status with Fuel Up to Play 60 - a six-step program focused on fueling up with healthy foods to have the energy for 60 minutes of activity. Cowboys alumni DeMarcus Ware and Bradie James led the Touchdown activities, with help from NFL Legend JJ Moses and representatives from USA Football.



Character Playbook Hour

On April 25, 750 local middle school students attended the NFL Character Playbook Hour - an initiative with United Way and EverFi that reinforces the character education lessons worked on in class. With Cowboys Center Travis Frederick and NFL Draft Community Ambassador and Cowboys Legend, DeMarcus Ware as emcees, teams of local students partnered with Draft prospects and answered questions in a game-show format to vie for the title of "Character Champion." Following the game show, Ware and Frederick spoke with students about character and moderated a Q&A discussion with Draft prospects. The event was the first NFL Community Relations event for the 20 NFL Draft prospects and set the tone for all future community events the 2018 rookie class will participate in with their respective NFL teams.



Home for our Troops

On April 28, the Dallas Cowboys, the NFL and representatives from military nonprofit Home For Our Troops celebrated the start of construction on a new specially adapted custom home for Marine Corps veteran Omar Milan, who was injured serving in Afghanistan. The NFL is providing Homes For Our Troops with a \$50,000 grant to continue their mission to help post-9/11 veterans rebuild their lives. Dallas Cowboys Cheerleaders and Rowdy were in attendance.



Experienceship

Arlington ISD students attending the Dan Dipert Career and Technical Center had the opportunity to learn about the strategic planning process behind hosting a premiere sports and entertainment event through the NFL Experienceship. In Phase One of the program, students attended an NFL Production Meeting and sat in on key planning discussions. They also participated in a career panel with key league personnel. On April 27, the Arlington ISD students completed Phase Two of the initiative - visiting AT&T Stadium during Draft Week to witness those planning discussions come to life through a tour of the NFL Draft Theater and NFL Draft Experience. Charlotte Jones Anderson and Cowboys Legend Darren Woodson met with the students during the tour, along with various NFL officials who answered questions and provided exclusive, behind-the-scenes information. The students also volunteered at various activations within the NFL Draft Experience, gaining valuable experience at a major NFL event.



Mentorship and Volunteerism Program

Between April 20 and April 26, Arlington ISD high school student-athletes worked to mentor their junior high counterparts and implement the InSideOut character lessons that their coaches had been presenting for the past year. Additionally, six Arlington high school football teams were challenged to execute a community service project that impacted their campus, neighborhood or community. Student-athletes had the opportunity to apply for grant funds provided by NFL Foundation to complete their efforts and presented those proposals to Cowboys staff and alumni in a series of meetings leading up to Draft Week. Projects created by the high school teams included community beautification endeavors, courtyard refurbishments, elementary-focused reading initiatives and more. NFL Legends and Cowboys personnel joined the teams at their project worksites during Draft Week.



AIISD Art Program Helmets

Seventh graders from Arlington ISD, who had been the first to graduate from the AT&T Stadium art program, were challenged to create artwork on helmets that exemplified the theme of "dreams" for an NFL Draft art display. Mrs. Gene Jones and Charlotte Jones Anderson hosted these student artists at AT&T Stadium prior to the first round of the Draft on April 26. The 10 competing helmets were displayed on the Dallas Cowboys war room table over the course of the three-day 2018 NFL Draft. The helmets were signed by Dallas Cowboys Legend DeMarcus Ware and made available for bidding at NFL Auction. Ultimately, Mrs. Jones placed winning bids on all 10 helmets, with the proceeds from the auction benefitting future art programming within Arlington ISD.



PLAYER COMMUNITY BIO GLOSSARY

NFL United Way Hometown Huddle

A league-wide day of community service, where players from all 32 NFL teams participate in a variety of outreach activities on the same day.

Dallas Cowboys Rookie Club

A program designed to introduce rookie team members to the importance of community service. Entering its 18th season, rookie players have participated in monthly charity visits over the last 17 years to various non-profit organizations serving children and adults.

The Salvation Army Angel Tree

Cowboys players, coaches and front office staff annually participate in The Salvation Army Angel Tree program – an opportunity to adopt underprivileged children during the Christmas holiday to purchase gifts which they might not otherwise receive.

The Salvation Army Early Thanksgiving Meal

Due to the team's traditional Thanksgiving Day football game, the Dallas Cowboys annually serve an "early" Thanksgiving Day meal to underprivileged men, women and children at The Salvation Army Carr P. Collins Social Service Center. In 2012, the team added a second location to their outreach and also served clients at The Salvation Army's Mabee Social Service Center in Fort Worth.

Children's Cancer Fund Fashion Show

Each spring, Dallas Cowboys players walk the runway in the annual Children's Cancer Fund Fashion Show chaired by Roger Staubach and Troy Aikman. The players serve as celebrity escorts for youth-models who have been stricken with cancer.

Taste of the Cowboys

Benefits the North Texas Food Bank, raises money to provide hundreds of thousands of meals to hungry children in North Texas, hosted by current and former players.

Dallas Cowboys Kickoff Luncheon

An annual luncheon offering fans the first official look at the Dallas Cowboys regular season squad which benefits Happy Hill Farm Academy and Home – a residential school for at-risk children – and home of the Dallas Cowboys Ed Block Courage House.

Dallas Cowboys Family Cookbook

The Dallas Cowboys Family Cookbook also serves as a revenue stream for Happy Hill Farm Academy and Home, a non-profit academy that houses and educates at-risk children.

Holiday Hospital Visits

Under the enthusiastic guidance of Gene Jones, who serves as a member of the board of trustees for Children's Medical Center Dallas, the entire Cowboys team has conducted annual Christmas visits to local children's hospitals in each of the past 29 years. The holiday visitation program, which involves not only every player, but also the Dallas Cowboys Cheerleaders, extends to four different hospitals throughout Dallas and Fort Worth.

Cowboys NFL Draft Day Fan Appreciation Party

Every spring, the Dallas Cowboys host a fan appreciation event which corresponds with NFL Draft Day. Players and cheerleaders attend to thank fans for their support by signing autographs, posing for photos and celebrating those new team members chosen through the draft process.

Dallas Cowboys U - High School Football Camp

The Dallas Cowboys annually host 192 underserved student-athletes to a one-day camp at the team's training facility. The entire Dallas Cowboys roster and coaching staff works with the youth to provide one-on-one football instruction and discuss important off-the-field life-skills topics. During the event, Cowboys players coach the high school athletes in round robin seven-on-seven games, while the team's coaching staff officiates the tournament.

Make-A-Wish

The Cowboys partner with Make-A-Wish to host children with life-threatening illnesses and their families each week of the season. The children are invited to tour The Star, watch practice and meet their favorite Cowboys players before coming to AT&T Stadium to be the team's special pregame sideline guest at a home game.

Reliant Home Run Derby

A charity baseball competition hosted by Cowboys partner Reliant Energy at Dr Pepper Park, home of the Frisco Roughriders. Cowboys players and Head Coach Jason Garrett swing for the fences to raise money for The Salvation Army.

PLAY 60

The national youth health and wellness campaign of the NFL and its 32 clubs. PLAY 60 encourages kids to eat nutritiously and get 60 minutes of physical activity in each day. A variety of programming and events fall under the PLAY 60 platform, including Fuel Up to Play 60, the PLAY 60 Challenge, NFL PLAY 60 FITNESSGRAM with The Cooper Institute and the annual Hometown Huddle PLAY 60 event.



Please don't drive distracted.
Take the pledge at **ItCanWait.com**



Proud Member of
Cowboys Nation



**BREWED
HERE
FOR THE 'BOYS**

THE ONLY BEER OF THE COWBOYS

TASTE RESPONSIBLY®

©2018 MILLER BREWING CO., FORT WORTH, TX